

# KANSAS

#KUBball

f /KANSASBASKETBALL

@KUHOOPS

@KUHOOPS

JANUARY 5, 2025 | UCF | GAME NOTES

KANSAS COMMUNICATIONS

JAYHAWKS

9-3  
OVERALL0-1  
BIG 127/7  
RANKING (AP/COACHES)

VS

10-2  
OVERALL1-0  
BIG 12-/-  
RANKING (AP/COACHES)

KNIGHTS

Bill Self  
HEAD COACH597-146 (.803)  
RECORD AT KANSAS, 22ND SEASONJohnny Dawkins  
HEAD COACH158-105 (.601)  
RECORD AT UCF, NINTH SEASON

## RECORD (9-3, 0-1 -- H: 7-1; A: 0-2; N: 2-0)

| KU OPP         |     |     |                     |       |             |
|----------------|-----|-----|---------------------|-------|-------------|
| Date           | Rnk | Rnk | Opponent            | TV    | Time/Result |
| NOVEMBER (7-0) |     |     |                     |       |             |
| 4              | 1   | -   | HOWARD              | ESPN+ | W, 87-57    |
| 8              | 1   | 9   | NORTH CAROLINA      | ESPN2 | W, 92-89    |
| 12             | 1   | rv  | vs. Michigan State# | ESPN  | W, 77-69    |
| 16             | 1   | -   | OAKLAND             | ESPN+ | W, 78-57    |
| 19             | 1   | -   | UNCW                | ESPN+ | W, 84-66    |
| 26             | 1   | 11  | vs. Duke%           | ESPN  | W, 75-72    |
| 30             | 1   | rv  | FURMAN              | ESPN+ | W, 86-51    |

|                |    |    |                |        |           |
|----------------|----|----|----------------|--------|-----------|
| DECEMBER (2-3) |    |    |                |        |           |
| 4              | 1  | rv | at Creighton-  | FS1    | L, 63-76  |
| 8              | 1  | -  | at Missouri    | ESPN2  | L, 67-76  |
| 14             | 10 | -  | NC STATE       | ESPN   | W, 75-60  |
| 22             | 8  | -  | BROWN          | ESPN   | W, 87-53  |
| 31             | 7  | rv | WEST VIRGINIA* | ESPN+  | L, 61-62  |
| JANUARY (0-0)  |    |    |                |        |           |
| 5              | 7  | -  | at UCF*        | ESPN+  | 3 p.m.    |
| 8              | -  | -  | ARIZONA STATE* | ESPN2  | 8 p.m.    |
| 11             | -  | -  | at Cincinnati* | ESPN+  | 1 p.m.    |
| 15             | -  | -  | at Iowa State* | ESPN2  | 6 p.m.    |
| 18             | -  | -  | KANSAS STATE*  | CBS    | 12 p.m.   |
| 22             | -  | -  | at TCU*        | ESPN2  | 6 p.m.    |
| 25             | -  | -  | HOUSTON*       | ESPN/2 | 5:30 p.m. |
| 28             | -  | -  | UCF*           | ESPN+  | 7 p.m.    |

|                |   |   |                      |        |         |
|----------------|---|---|----------------------|--------|---------|
| FEBRUARY (0-0) |   |   |                      |        |         |
| 1              | - | - | at Baylor*           | ESPN   | 3 p.m.  |
| 3              | - | - | IOWA STATE*          | ESPN   | 8 p.m.  |
| 8              | - | - | at Kansas State*     | ESPN   | 1 p.m.  |
| 11             | - | - | COLORADO*            | ESPN/2 | 8 p.m.  |
| 15             | - | - | at Utah*             | ESPN   | 9 p.m.  |
| 18             | - | - | at BYU*              | ESPN/2 | 8 p.m.  |
| 22             | - | - | OKLAHOMA STATE*      | CBS    | 3 p.m.  |
| 24             | - | - | at Colorado*         | ESPN   | 10 p.m. |
| MARCH (0-0)    |   |   |                      |        |         |
| 1              | - | - | TEXAS TECH*          | ESPN/2 | 1 p.m.  |
| 3              | - | - | at Houston*          | ESPN   | 8 p.m.  |
| 8              | - | - | ARIZONA*             | ESPN   | 3 p.m.  |
| 11-15          | - | - | Big 12 Championship& | TBA    | TBA     |

All times Central and subject to change; **Home Games in ALL CAPS and bold**; Rank: Associated Press Top 25 Poll; #State Farm Champions Classic; %Vegas Showdown; -Big 12-Big EAST Battle; Big 12 Championship; \*Big 12 Conference game

## GAME #7/7 KANSAS AT UCF

Orlando, Fla. \* Financial Arena (9,400)  
Sunday, January 5, 2025 \* 3 p.m. (CT)

13



**Play-by-Play:** Lowell Galindo  
**Analyst:** King McClure  
**Producer:** Greg Pike  
**Director:** Major Howe



**Radio:** Jayhawk Radio Network  
**Webcast:** KUathletics.com/Radio  
**Play-by-Play:** Brian Hanni  
**Analyst:** Greg Gurley  
**Producer/Engineer:** Steve Kincaid

### TIPOFF

- No. 7 Kansas (9-3, 0-1 Big 12) continues Big 12 play at UCF (10-2, 1-0 Big 12) on Sunday, Jan. 5, at 3 p.m. CT. The game will be played at Financial Arena and will be televised on ESPN+ with Lowell Galindo and King McClure calling the action.
- Kansas is coming off a 62-61 loss to West Virginia in its Big 12 opener on Dec. 31. UCF has won six straight games after its conference opening 87-63 win at Texas Tech on Dec. 31.
- Under Bill Self, since 2003-04, Kansas is 124-21 (85.5%) following a loss.
- UCF won the only meeting with Kansas, 65-60, on Jan. 10, 2024, in Orlando.
- KU is No. 21 in the NET report by the NCAA through games of Jan. 1. The No. 21 rank is fourth in the Big 12 behind No. 5 Houston, No. 6 Iowa State and No. 17 Baylor.
- KU is third in the Big 12, and 18th nationally in assists per game at 18.1. KU is also third in the league and 12th nationally in assist-to-turnover ratio at 1.76.
- Graduate G Dajuan Harris Jr. leads the Big 12 and is 10th nationally in assist-to-turnover ratio at 3.63. Harris is second in the conference, 33rd nationally, with 5.8 assists per game.
- Harris scored his 1,000th career point against NC State (12/14). He is the 67th all-time Jayhawk to eclipse 1,000 points, including the 22nd KU player in the Bill Self era.
- Graduate C Hunter Dickinson leads the Big 12 in double-doubles with seven, which is seventh nationally. He is second in the Big 12 and 10th nationally in rebounds per game at 10.4 rpg.
- With the 86-51 win against Furman on Nov. 30, Kansas won its 2,400th all-time game, becoming only the second school to achieve 2,400 wins.
- With the Nov. 12 win against Michigan State, Kansas head coach Bill Self passed Phog Allen as the winningest coach in KU history. Self is 597-146 in his 22nd season at KU. Phog Allen was 590-129 in 36 seasons on the KU sidelines.
- Kansas entered 2024-25 No. 1 in the Associated Press preseason poll for the fifth time in poll history with all five in the Bill Self era - 2004-05, 2009-10, 2018-19, 2023-24 and 2024-25.

### SERIES AT A GLANCE

| OVERALL        | UCF LEADS 1-0 (1-0 IN ORLANDO)   |
|----------------|----------------------------------|
| Current streak | UCF, 1 win                       |
| Last Meeting   | UCF, 65-60 (1.10.24, in Orlando) |



|      |                   |      |
|------|-------------------|------|
| 77.7 | POINTS PER GAME   | 81.3 |
| 49.1 | FG%               | 44.2 |
| 34.8 | 3FG%              | 35.0 |
| 74.1 | FT%               | 77.9 |
| 37.8 | REBOUNDS PER GAME | 38.3 |
| 18.1 | ASSISTS PER GAME  | 15.2 |
| 4.5  | BLOCKS PER GAME   | 4.5  |
| 6.8  | STEALS PER GAME   | 8.3  |
| 65.7 | SCORING DEFENSE   | 74.8 |
| 39.0 | FG% DEFENSE       | 42.3 |
| 30.3 | 3FG% DEFENSE      | 33.1 |
| +5.0 | REBOUND MARGIN    | +2.2 |
| 1.8  | AST-TO RATIO      | 1.2  |

## COMMUNICATIONS

### CHRIS THEISEN

Assistant AD for Communications  
e theisen@ku.edu  
c 785.331.9356

### MAX AEBERSOLD

Communications Graduate Assistant  
e max.aebersold@ku.edu  
c 913.991.2711

Follow @KUSTatsInfo for more Kansas Men's Basketball notes in-game and throughout the season

### LAST GAME STARTERS

|                            |                       |                        |                      |                          |
|----------------------------|-----------------------|------------------------|----------------------|--------------------------|
|                            |                       |                        |                      |                          |
| 1 DICKINSON<br>GR • CENTER | 2 STORR<br>JR • GUARD | 3 HARRIS<br>GR • GUARD | 5 MAYO<br>SR • GUARD | 24 ADAMS<br>SR • FORWARD |
| MIN 27.7                   | MIN 20.5              | MIN 31.0               | MIN 29.1             | MIN 29.1                 |
| PPG 15.1                   | PPG 7.3               | PPG 10.3               | PPG 14.7             | PPG 8.8                  |
| FG% 53.6                   | FG% 39.8              | FG% 45.3               | FG% 47.0             | FG% 55.0                 |
| REB 10.4                   | 3FG% 33.3             | AST 5.8                | 3FG% 37.7            | REB 3.8                  |
| BLK 1.4                    | AST 1.0               | AST/TO RATIO 3.6       | AST 3.2              | AST 2.1                  |



# SELF-DOMINANCE

## 38

WHILE AT KANSAS, SELF HAS COACHED 38 PLAYERS WHO HAVE PLAYED IN THE NBA, INCLUDING EIGHT WHO HAVE WON AT LEAST ONE NBA TITLE. SELF HAS ALSO PRODUCED 12 NBA LOTTERY PICKS AND 18 FIRST-ROUND SELECTIONS AT KU.

## .612

BILL SELF IS 134-77 (.635) AGAINST AP TOP 25 OPPONENTS WHILE AT KANSAS. FOR HIS CAREER, SELF'S WINNING PERCENTAGE AGAINST AP TOP 25 TEAMS IS .612, WHICH RANKS THIRD ALL-TIME IN DIVISION I HISTORY.

## 25

WHILE AT KU, SELF HOLDS A 25-4 (.862) RECORD AGAINST AP TOP 10 OPPONENTS AT HOME. SELF HAS COACHED KU TO WINS IN 19 OF THE LAST 21 HOME CONTESTS, INCLUDING A STRETCH OF NINE STRAIGHT.

## 231

A STREAK THAT BEGAN ON 2/2/09 AND SPANNED 433 GAMES TO 2/1/20, KANSAS WAS LISTED ON THE ASSOCIATED PRESS TOP 25 POLL FOR 231 CONSECUTIVE WEEKS. THIS IS AN NCAA RECORD FOR MOST CONSECUTIVE WEEKS RANKED IN THE AP TOP 25.

## 597/804

WITH THE 77-69 WIN OVER MICHIGAN STATE ON NOV. 12, 2024, BILL SELF BECAME THE WINNINGEST HEAD COACH IN KANSAS HISTORY, SURPASSING PHOG ALLEN'S 590 WINS. SELF EARNED CAREER WIN NO. 800 AGAINST UNCW ON NOV. 19, 2024.

## 160

KANSAS IS 160-6 (96.4%) AGAINST NON-CONFERENCE OPPONENTS INSIDE ALLEN FIELDHOUSE UNDER BILL SELF. THE JAYHAWKS HAVE WON THEIR LAST 20 NON-CONFERENCE GAMES AT HOME.



NUMERICAL ROSTER

| NO. | NAME              | HT.  | WT. | POS. | YR.    | EXP. | HOMETOWN / HIGH SCHOOL / PREVIOUS SCHOOL                                       |
|-----|-------------------|------|-----|------|--------|------|--|
| 0   | Shakeel Moore     | 6-1  | 190 | G    | Gr.    | TR   | Greensboro, N.C. / Moravian Prep/ N.C. State / Mississippi State               |
| 1   | Hunter Dickinson  | 7-2  | 260 | C    | Gr.    | 1L   | Alexandria, Va. / DeMatha Catholic HS / Michigan                               |
| 2   | AJ Storr          | 6-7  | 205 | G    | Jr.    | TR   | Rockford, Ill. / IMG Academy (Fla.) / St. John's / Wisconsin                   |
| 3   | Dajuan Harris Jr. | 6-2  | 170 | G    | Gr.    | 4L   | Columbia, Mo. / Rock Bridge HS   |
| 4   | Rakease Passmore  | 6-5  | 185 | G    | Fr.    | HS   | Palatka, Fla. / Combine Academy (N.C.)   |
| 5   | Zeke Mayo         | 6-4  | 185 | G    | Sr.    | TR   | Lawrence, Kan. / Lawrence HS / South Dakota State                              |
| 6   | Rylan Griffen     | 6-6  | 190 | G    | Jr.    | TR   | Dallas, Texas / Richardson HS / Alabama  |
| 7   | Noah Shelby       | 6-3  | 185 | G    | Jr.    | TR   | McKinney, Texas / Greenhill School / Vanderbilt / Rice                         |
| 8   | David Coit        | 5-11 | 175 | G    | Sr.    | TR   | Columbus, N.J. / Scotland Campus Sports / Atlantic Cape CC / Northern Illinois |
| 11  | Jamari McDowell   | 6-4  | 180 | G    | So.    | 1L   | Houston, Texas / Manvel HS   |
| 12  | Wilder Evers      | 6-4  | 195 | G    | RS-So. | 1L   | Birmingham, Ala. / Oak Mountain HS   |
| 13  | Elmarko Jackson   | 6-3  | 195 | G    | So.    | 1L   | Marlton, N.J. / South Kent School (Conn.)                                      |
| 14  | Patrick Cassidy   | 6-1  | 185 | G    | Sr.    | 1L   | Columbus, Kan. / Columbus Unified HS   |
| 15  | Will Thengvall    | 6-3  | 185 | G    | Fr.    | HS   | Wichita, Kan. / Kapaun Mount Carmel Catholic HS                                |
| 22  | Dillon Wilhite    | 6-9  | 240 | F    | RS-Jr. | 2L   | San Diego, Calif. / Cathedral Catholic HS                                      |
| 24  | KJ Adams          | 6-7  | 235 | F    | Sr.    | 3L   | Austin, Texas / Westlake HS  |
| 25  | Justin Cross      | 6-8  | 200 | F    | Jr.    | TR   | Oak Park, Ill. / Oak Park River Forest HS / John A. Logan College              |
| 40  | Flory Bidunga     | 6-9  | 220 | F    | Fr.    | HS   | Democratic Republic of Congo / Kokomo HS (Ind.)                                |
| 41  | Zach Clemence     | 6-11 | 230 | F    | RS-Jr. | 2L   | San Antonio, Texas / Sunrise Christian Academy (Kan.)                          |

SOCIAL

| TWITTER (X)      | INSTAGRAM         |
|------------------|-------------------|
| @TheShakeelMoore | shakeelmoore      |
| @H_Dickinson24   | hunter.dickinson1 |
| @storr_aj        | theajstorr_       |
| @DajuanH10       | dajuanharris      |
| @rakease         | nba.kease         |
| @zekexmayo       | zekexmayo         |
| @GriffenRylan    | rylan.03          |
| @NoahShelby_     | noahshelby        |
| @diggycoit11     | diggycoit         |
| @jamari_mcdowell | _jamarii          |
| @EversWilder     | wilderevers       |
| @ElmarkoJ        | elmarkojackson    |
| @patrickrcassidy | patrickcassidy14  |
| @WillThengvall   | will.thengvall    |
| @dillonwilhite   | dillon.wilhite    |
| @kj_ext          | kjxadams          |
| @JCross_4        | justin.cross4     |
| @FBidunga        | flory_bidunga     |
| @BIGZTEXAS       | zachery_clemence  |

ALPHABETICAL ROSTER

| NO. | NAME              | POS. | HT. | WT. | YR.    | EXP. | HOMETOWN / HIGH SCHOOL / PREVIOUS SCHOOL                                       |
|-----|-------------------|------|-----|-----|--------|------|--|
| 24  | KJ Adams          | 6-7  | 235 | F   | Sr.    | 3L   | Austin, Texas / Westlake HS  |
| 40  | Flory Bidunga     | 6-9  | 220 | F   | Fr.    | HS   | Democratic Republic of Congo / Kokomo HS (Ind.)                                |
| 14  | Patrick Cassidy   | 6-1  | 185 | G   | Sr.    | 1L   | Columbus, Kan. / Columbus Unified HS   |
| 41  | Zach Clemence     | 6-11 | 230 | F   | RS-Jr. | 2L   | San Antonio, Texas / Sunrise Christian Academy (Kan.)                          |
| 8   | David Coit        | 5-11 | 175 | G   | Sr.    | TR   | Columbus, N.J. / Scotland Campus Sports / Atlantic Cape CC / Northern Illinois |
| 25  | Justin Cross      | 6-8  | 200 | F   | Jr.    | TR   | Oak Park, Ill. / Oak Park River Forest HS / John A. Logan College              |
| 1   | Hunter Dickinson  | 7-2  | 260 | C   | Gr.    | 1L   | Alexandria, Va. / DeMatha Catholic HS / Michigan                               |
| 12  | Wilder Evers      | 6-4  | 195 | G   | RS-So. | 1L   | Birmingham, Ala. / Oak Mountain HS   |
| 6   | Rylan Griffen     | 6-6  | 190 | G   | Jr.    | TR   | Dallas, Texas / Richardson HS / Alabama  |
| 3   | Dajuan Harris Jr. | 6-2  | 170 | G   | Gr.    | 4L   | Columbia, Mo. / Rock Bridge HS   |
| 13  | Elmarko Jackson   | 6-3  | 195 | G   | So.    | 1L   | Marlton, N.J. / South Kent School (Conn.)                                      |
| 5   | Zeke Mayo         | 6-4  | 185 | G   | Sr.    | TR   | Lawrence, Kan. / Lawrence HS / South Dakota State                              |
| 11  | Jamari McDowell   | 6-4  | 180 | G   | So.    | 1L   | Houston, Texas / Manvel HS   |
| 0   | Shakeel Moore     | 6-1  | 190 | G   | Gr.    | TR   | Greensboro, N.C. / Moravian Prep/ N.C. State / Mississippi State               |
| 4   | Rakease Passmore  | 6-5  | 185 | G   | Fr.    | HS   | Palatka, Fla. / Combine Academy (N.C.)   |
| 7   | Noah Shelby       | 6-3  | 185 | G   | Jr.    | TR   | McKinney, Texas / Greenhill School / Vanderbilt / Rice                         |
| 2   | AJ Storr          | 6-7  | 205 | G   | Jr.    | TR   | Rockford, Ill. / IMG Academy (Fla.) / St. John's / Wisconsin                   |
| 15  | Will Thengvall    | 6-3  | 185 | G   | Fr.    | HS   | Wichita, Kan. / Kapaun Mount Carmel Catholic HS                                |
| 22  | Dillon Wilhite    | 6-9  | 240 | F   | RS-Jr. | 2L   | San Diego, Calif. / Cathedral Catholic HS                                      |

COACHING STAFF

| NAME             | POSITION // YEAR AT KU                | ALMA MATER // YEAR        |
|------------------|---------------------------------------|---------------------------|
| Bill Self        | Head Coach // 22nd                    | Oklahoma State // 1985    |
| Kurtis Townsend  | Assistant Coach // 21st               | Western Kentucky // 1982  |
| Norm Roberts     | Assistant Coach // 14th               | Queens College // 1987    |
| Jeremy Case      | Assistant Coach // 10th               | Kansas // 2007            |
| Joe Dooley       | Assistant Coach // 13th               | George Washington // 1988 |
| Chase Buford     | Assistant Coach // 1st                | Kansas // 2011            |
| Fred Quartlebaum | Dir. of Basketball Operations // 12th | Fordham // 1989           |
| Brennan Bechard  | Dir. of Scouting // 14th              | Kansas // 2009            |
| Dr. Ramsey Nijem | Dr. of Sport Performance// 6th        | UC Santa Barbara // 2012  |
| Doc Sadler       | Senior Advisor // 3rd                 | Arkansas // 1982          |

PRONUNCIATIONS

|                       |               |
|-----------------------|---------------|
| Flory BIDUNGA.....    | Be-DUNE-guh   |
| Wilder EVERS.....     | .EE-vers      |
| RAKEASE Passmore..... | .ra-KEESE     |
| Will THENGVALL.....   | THIN-guh-vall |
| Dillon WILHITE.....   | .WILL-Height  |



2024-25 ACCOLADES

TEAM

Preseason No. 1 in Associated Press Poll  
Preseason No. 1 in USA TODAY Coaches Poll  
Preseason No. 1 in Big 12 Conference Coaches' Poll

KJ ADAMS

Wooden Award Preseason Top 50 Watch List

HUNTER DICKINSON

Big 12 Player of the Week (12.16.24)  
Big 12 Player of the Week (11.18.24)  
Big 12 Player of the Week (11.11.24)  
Wooden Award Preseason Top 50 Watch List  
NABC Player of the Year Preseason Watch List (1 of 20)  
Kareem Abdul-Jabbar Center of the Year Watch List (1 of 20)  
Naismith Trophy Player of the Year Watch List  
Associated Press Preseason All-America  
FOX Sports Preseason All-America  
CBS Sports Preseason All-America  
Blue Ribbon College Basketball Yearbook Preseason All-America  
Big 12 Preseason Player of the Year  
Preseason All-Big 12 (unanimous selection)

DAJUAN HARRIS JR.

Wooden Award Preseason Top 50 Watch List  
Naismith Trophy Player of the Year Watch List  
Bob Cousy Award Watch List (1 of 20)  
Preseason All-Big 12 Second Team

ZEKE MAYO

co-Big 12 Newcomer of the Week (12.16.24)  
co-Big 12 Newcomer of the Week (11.11.24)  
Jerry West Award Watch List (1 of 20)

AJ STORR

Wooden Award Preseason Top 50 Watch List  
Naismith Trophy Player of the Year Watch List  
Julius Erving Award Watch List (1 of 20)

ASSOCIATED PRESS (AP)

DEC. 30, 2024

| RANK | SCHOOL (FIRST PLACE VOTES) | RECORD | POINTS |
|------|----------------------------|--------|--------|
| 1    | Tennessee (41)             | 12-0   | 1504   |
| 2    | Auburn (20)                | 11-1   | 1481   |
| 3    | Iowa State                 | 10-1   | 1392   |
| 4    | Duke                       | 10-2   | 1321   |
| 5    | Alabama                    | 11-2   | 1238   |
| 6    | Florida                    | 13-0   | 1202   |
| 7    | KANSAS                     | 9-2    | 1084   |
| 8    | Marquette                  | 11-2   | 1037   |
| 9    | Oregon                     | 12-1   | 979    |
| 10   | Kentucky                   | 10-2   | 958    |
| 11   | UConn                      | 10-3   | 904    |
| 12   | Oklahoma                   | 13-0   | 863    |
| 13   | Texas A&M                  | 11-2   | 812    |
| 14   | Houston                    | 8-3    | 626    |
| 15   | UCLA                       | 11-2   | 571    |
| 16   | Cincinnati                 | 10-1   | 551    |
| 17   | Mississippi State          | 11-1   | 483    |
| 18   | Michigan State             | 10-2   | 473    |
| 19   | Gonzaga                    | 9-4    | 383    |
| 20   | Purdue                     | 9-4    | 281    |
| 21   | Memphis                    | 10-3   | 213    |
| 22   | Illinois                   | 9-3    | 193    |
| 23   | Arkansas                   | 10-2   | 174    |
| 24   | Ole Miss                   | 11-2   | 165    |
| 25   | Baylor                     | 8-3    | 139    |

**OTHERS RECEIVING VOTES:** Maryland 133, Drake 100, St. John's 98, Dayton 90, Michigan 65, Utah State 59, Georgia 48, Pittsburgh 35, West Virginia 30, San Diego State 28, Ohio State 19, North Carolina 19, Missouri 19, Arizona State 13, Indiana 11, Texas Tech 8, Clemson 8, Wisconsin 7, Penn State 5, St. Bonaventure 2, Nebraska 1

USA TODAY (COACHES)

DEC. 30, 2024

| RANK | SCHOOL ( FIRST PLACE VOTES) | RECORD | POINTS |
|------|-----------------------------|--------|--------|
| 1    | Tennessee (20)              | 12-0   | 764    |
| 2    | Auburn (11)                 | 11-1   | 747    |
| 3    | Iowa State                  | 10-1   | 707    |
| 4    | Duke                        | 10-2   | 664    |
| 5    | Florida                     | 13-0   | 651    |
| 6    | Alabama                     | 11-2   | 626    |
| 7    | KANSAS                      | 9-2    | 552    |
| 8    | Marquette                   | 11-2   | 539    |
| 9    | Oregon                      | 12-1   | 491    |
| 10   | Oklahoma                    | 13-0   | 437    |
| 11   | Kentucky                    | 10-2   | 428    |
| 12   | Texas A&M                   | 11-2   | 424    |
| 13   | UConn                       | 10-3   | 416    |
| 14   | Houston                     | 8-3    | 386    |
| 15   | Michigan State              | 10-2   | 270    |
| 16   | Mississippi State           | 11-1   | 267    |
| 17   | Cincinnati                  | 10-1   | 259    |
| 18   | UCLA                        | 11-2   | 255    |
| 19   | Gonzaga                     | 9-4    | 170    |
| 20   | Illinois                    | 9-3    | 129    |
| 21   | Baylor                      | 8-3    | 113    |
| 22   | Purdue                      | 9-4    | 108    |
| 23   | Ole Miss                    | 11-2   | 92     |
| 24   | Maryland                    | 11-2   | 90     |
| 25   | Memphis                     | 10-3   | 87     |

**OTHERS RECEIVING VOTES:** St. John's 70, Arkansas 58, Drake 53, Michigan 49, Utah State 42, Georgia 36, San Diego State 30, Dayton 19, Texas Tech 12, Pittsburgh 10, Clemson 9, West Virginia 8, Missouri 6, North Carolina 1

WEEK-BY-WEEK RANKINGS

| WEEK      | AP     | COACHES | NCAA NET |
|-----------|--------|---------|----------|
| Preseason | 1 (30) | 1 (15)  | -        |
| Nov. 11   | 1 (44) | 1 (21)  |          |
| Nov. 18   | 1 (49) | 1 (25)  | -        |
| Nov. 25   | 1 (51) | 1 (25)  | -        |
| Dec. 2    | 1 (35) | 1 (19)  | 9        |
| Dec. 9    | 10     | 10      | 17       |
| Dec. 16   | 8      | 8       | 16       |
| Dec. 23   | 7      | 7       | 12       |
| Dec. 30   | 7      | 7       | 15       |

( ) - First place votes in parenthesis

RANKINGS BREAKDOWN

|                                     | AP               | COACHES     |
|-------------------------------------|------------------|-------------|
| Weeks in Top 25                     | 867 (382)        | 641 (397)   |
| Weeks in Top 10                     | 644 (300)        | 514 (311)   |
| Weeks in Top 5                      | 393 (188)        | 339 (196)   |
| Weeks at No. 1                      | 82 (42)          | 74 (43)     |
| Current Consecutive Weeks in Top 25 | 67 (67)          | 65 (65)     |
| Most Consecutive Weeks in Top 25    | 231* (231*)      | 238* (238*) |
| Most Consecutive Weeks at No. 1     | 15 (9)           | 15 (9)      |
| W-L vs Top 25                       | 259-213 (128-69) | -           |
| Home vs Top 25                      | 108-51 (62-10)   | -           |
| Away vs Top 25                      | 57-87 (28-32)    | -           |
| Neutral vs Top 25                   | 93-75 (37-27)    | -           |
| W-L vs Top 10                       | 112-117 (52-30)  | -           |
| Home vs Top 10                      | 43-33 (23-4)     | -           |
| Away vs Top 10                      | 22-40 (11-11)    | -           |
| Neutral vs Top 10                   | 47-44 (18-15)    | -           |

( ) - Bill Self era in parenthesis

\* Longest in the NCAA DI history

ABOUT KANSAS

No. 7 Kansas (9-3, 0-1 Big 12) looks to rebound from a 62-61 loss to West Virginia in its Big 12 opener on Dec. 31. The Jayhawks average 77.7 points per game and have a +12.0 scoring margin. KU pulls down 37.8 rebounds per contest with a +5.0 rebound margin. Kansas is making 49.1% from the field, which is third in the Big 12 and 35th nationally, including 35.5% from three-point range. KU ranks third in the Big 12 and 18th nationally in assists average at 18.1. KU also averages 6.8 steals and 4.5 blocked shots per game.

Coming off his fourth-straight and seventh double-double of the season with 10 points and 12 rebounds against West Virginia (12/32), graduate C Hunter Dickinson leads Kansas in scoring at 15.1 ppg and rebounding at 10.4 rpg. A three-time Big 12 Player of the Week, Dickinson leads the Big 12 in double-doubles (7), which is seventh nationally, and is second in rebounds per game (10.4), which is 10th nationally. Dickinson also leads KU with 17 blocked shots and he has 17 steals. Senior G Zeke Mayo is averaging 26.0 points in his last three games after his season-high 27 points against West Virginia (12/31). A two-time Big 12 Newcomer of the Week, Mayo is averaging 14.7 points per game and has made a team-high 26 threes. He is second on the team with 38 assists and pulls down 4.0 rebounds per contest. Graduate G Dajuan Harris Jr. is a four-year starter who is averaging 10.3 points and he leads the Big 12 in assist-to-turnover ratio at 3.63, which is 10th nationally, and is second in assists per game at 5.8, which is 33rd nationally. Senior F KJ Adams is a starter who is scoring 8.8 points per game. Adams has 25 assists, 12 blocked shots and seven steals. Junior G AJ Storr has started four games and he is scoring 7.3 points per contest. Storr has made 10 threes this season. Junior G Rylan Griffen is third on the team with 13 threes made. He is averaging 6.5 ppg and has started seven games this season. After his career-high 11 rebounds against West Virginia (12/31), freshman F Flory Bidunga is second on the team with a 5.4 rebound average. Bidunga averages 6.3 points per game, has 10 blocked shots and is shooting 82.9 percent (34-41) from the field. Senior G David Coit has three starts in 2024-25 and he is second on the team with 16 threes made. Coit averages 5.6 points per game. Other KU regulars include graduate G Shakeel Moore (1.8 ppg), redshirt-junior F Zach Clemence (1.4 ppg) and freshman G Rakease Passmore (1.3 ppg).

ABOUT UCF

Located in Orlando, Florida, UCF brings a six-game winning streak into the Kansas contest after its 87-83 win at Texas Tech on Dec. 31 in its Big 12 opener. The Knights are coached by Johnny Dawkins who is 158-105 in his ninth season at UCF and 314-220 in his 17th season overall.

UCF is 8-0 at home this season at Financial Arena. Overall, the Knights average 81.3 points per game with a plus-6.6 scoring margin. UCF pulls down 38.3 rebounds per contest with a plus-2.2 rebound margin. UCF ranks first in the Big 12 and eighth nationally in free throws made per game at 19.3 and its 77.9 free throw percentage is second in the conference, 27th nationally. The Knights make 8.3 threes per contest and also average 15.2 assists, 8.3 steals and 4.5 blocked shots per contest.

Three Knights average 15 points or more led by junior G/F Keyshawn Hall at 15.8 points per contest. Hall also leads UCF in rebounds with a 6.6 per game average. Fifth-year G Jordan Ivy-Curry is next in scoring at 15.7 points per game and he is second on the team with 27 threes made, 31 assists and 18 steals. Senior G Darius Johnson leads UCF with 32 threes made, 53 assists and 35 steals. Johnson’s 2.92 steals per game lead the Big 12 and are fifth nationally. Freshman C Moustapha Thiam (8.0 ppg) ranks second in the Big 12, 10th nationally, in blocked shots per game at 2.6. His 5.2 rebounds per game are second on the team. Senior G Jaylin Sellers (7.0 ppg) has played in just two games this season, including at Texas Tech (12/31). Senior G Dallan “Deebo” Coleman is a starter who averages 6.8 points and 4.3 rebounds per game. Other UCF regulars include senior F Benny Williams (6.4 ppg, 3.8 rpg), sophomore F JJ Taylor (5.5 ppg), redshirt-sophomore G Dior Johnson (3.1 ppg), junior F Rokas Jocius (3.1 ppg) and sophomore G Nils Machowski (1.5 ppg).

THE KANSAS-UCF SERIES

UCF won the only series meeting with Kansas, 65-60, on Jan. 10, 2024, in Orlando.

A KANSAS WIN WOULD...

Make Kansas 10-3 on the season and 1-1 in Big 12 play ... Make Kansas 1-1 or better in conference play for the 34th consecutive season, a streak that started in 1991-92 ... Tie the Kansas-UCF series at 1-1 with both meetings in Orlando ... Make Kansas 3-2 in games not played in Allen Fieldhouse this season, including 1-2 in true road games ... Make Bill Self 598-146 while at Kansas, 805-251 all-time and 1-1 versus UCF ... Make Kansas 2,403-899 all time.

A KANSAS LOSS WOULD...

Make Kansas 9-4 for the first time since the 2005-06 season and only the second time in the Bill Self era (since 2003-04) ... Make Kansas 0-2 in conference play for the first time since 1990-91 ... Make the KU-UCF all-time series 2-0 in favor of UCF with both meetings in Orlando ... Make Kansas 2-3 in games not played in Allen Fieldhouse this season and 0-3 in true road games ... Make Bill Self 597-147 while at KU, 804-252 all-time and 0-2 versus UCF ... Make KU 2,402-900 all time.

WEST VIRGINIA LEFTOVERS

- Kansas fell to 9-3 for the first time since the 2013-14 season.
- The loss ended a Kansas 33-game conference opener winning streak, a streak that started in 1991-92.
- Kansas made a season-high 19 free throws. The Jayhawks shot 90.5 percent (19-of-21) from the free throw line. That marked the second game this season shooting at least 90.0 percent from the charity stripe.
- Senior G Zeke Mayo had a team-high 27 points. It’s the third straight game that Mayo has finished with at least 25 points. Mayo went a perfect 13-of-13 from the free throw line, which tied a school record for consecutive free throws made in one game with Devonte’ Graham vs. Texas Tech on Jan. 2, 2018.
- Graduate C Hunter Dickinson recorded his seventh double-double of the season (55th career) with 10 points and a team-high 12 rebounds. Dickinson has a double-double in his last four games.
- Graduate G Dajuan Harris Jr. finished with 11 points and seven assists. He has scored 10 or more points in eight games this season.
- Freshman F Flory Bidunga set a career high as he finished with 11 rebounds and added eight points.

JAYHAWKS ON THE CAREER ACTIVE NCAA DI LISTS

Graduates Hunter Dickinson and Dajuan Harris Jr. both rank high in the active NCAA career lists with Dickinson at 2,389 points and Harris at 738 assists and 151 games played. Here’s where KU players in the top 10 through games of Jan. 1.

Active NCAA DI Leaders (Top 5; Through Games of 1/1/25)

Hunter Dickinson

1. Points - 2,389
1. Field Goals Made - 965
3. Rebounds - 1,273
3. Double-Doubles - 55
7. Scoring Average - 17.2

Dajuan Harris Jr.

- T1. Games Played - 152
1. Assists - 745
2. Assist-to-Turnover Ratio - 2.92
6. Steals - 234

David Coit

8. 3FG Made Per Game - 2.73
15. Scoring Average - 16.0

Zeke Mayo

23. Scoring Average - 15.4
24. 3FGs Made - 257

QUICK FACTS

GENERAL INFORMATION

|   |  |
|---|--|
| Location . . . . .                        | Lawrence, Kan.                               |
| Enrollment . . . . .                      | 29,355                                       |
| Founded . . . . .                         | 1866   |
| Nickname . . . . .                        | Jayhawks                                     |
| School Colors . . . . .                   | Crimson (Pantone 186) and Blue (Pantone 293) |
| Conference . . . . .                      | Big 12                                       |
| Chancellor . . . . .                      | Douglas A. Giron                             |
| Athletics Director . . . . .              | Travis Goff                                  |
| Deputy Athletics Director (MBB) . . . . . | Sean Lester                                  |
| Athletics Website . . . . .               | www.KUAthletics.com                          |
| Ticket Office Phone . . . . .             | 1.800.34.HAWKS (42957)                       |

HISTORY

|  |           |
|--|-----------|
| Seasons of Basketball . . . . .                      | 127th     |
| First Season . . . . .                               | 1888-89   |
| All-Time Record . . . . .                            | 2,402-899 |
| Conference Regular-Season Titles (last) . . . . .    | 63 (2023) |
| Conference Postseason Tourn. Titles (last) . . . . . | 16 (2022) |
| NCAA Tournament Appearances (last) . . . . .         | 51 (2024) |
| NCAA Tournament Record . . . . .                     | 113-50    |
| NCAA Final Four Appearances (last) . . . . .         | 15 (2022) |
| NIT Appearances (last) . . . . .                     | 2 (1969)  |

ALLEN FIELDHOUSE

|                                  |                           |
|----------------------------------|---------------------------|
| Year Opened (Seasons) . . . . .  | 1955 (70th season)        |
| Capacity . . . . .               | 15,300                    |
| Consecutive Sellouts . . . . .   | 375 games (Since 2001-02) |
| All-Time Record . . . . .        | 862-119                   |
| Record under Bill Self . . . . . | 321-19                    |

COACHING STAFF

|                           |                                     |
|---------------------------|-------------------------------------|
| Head Coach . . . . .      | Bill Self (Oklahoma State, '85)     |
| Record at KU . . . . .    | 597-145 (22nd season)               |
| Overall Record . . . . .  | 804-250 (32nd season)               |
| Assistant Coach . . . . . | Kurtis Townsend (W. Kentucky, '82)  |
|                           | 21st season                         |
| Assistant Coach . . . . . | Norm Roberts (Queens College, '87)  |
|                           | 14th season                         |
| Assistant Coach . . . . . | Jeremy Case (Kansas, '07)           |
|                           | 10th season                         |
| Assistant Coach . . . . . | Joe Dooley (George Washington, '88) |
|                           | 13th season                         |
| Assistant Coach . . . . . | Chase Buford (Kansas, '10)          |
|                           | First season                        |

2023-24 REVIEW

|   |             |
|---|-------------|
| Overall Record . . . . .                          | 23-11       |
| Big 12 Record (Finish) . . . . .                  | 10-8 (15th) |
| Home Record . . . . .                             | 15-1        |
| Road Record . . . . .                             | 3-7         |
| Neutral Record . . . . .                          | 5-3         |
| Big 12 Championship . . . . .                     | 0-1         |
| NCAA Tournament . . . . .                         | 1-1         |
| Associated Press Poll Ranking (final) . . . . .   | 19          |
| USA TODAY Coaches' Poll Ranking (final) . . . . . | 21          |

2024-25 TEAM INFORMATION

|  |        |
|--|--------|
| Letterwinners Returning / Lost . . . . . | 10 / 7 |
| Starters Returning / Lost . . . . .      | 3 / 2  |
| Newcomers . . . . .                      | 9      |

COMMUNICATIONS

|                         |   |
|-------------------------|---|
| Daniel Berk . . . . .   | Assoc. AD - Public Relations and Strategic Communications |
| Phone . . . . .         | 785.312.2159  |
| Email . . . . .         | dberk@ku.edu  |
| Chris Theisen . . . . . | Assistant AD Communications (MBB)                         |
| Phone . . . . .         | 785.331.9356  |
| Email . . . . .         | theisen@ku.edu  |
| Max Aebersold . . . . . | Communications Graduate Assistant (MBB)                   |
| Phone . . . . .         | 913.991.2711  |
| Email . . . . .         | Max.Aebersold@ku.edu                                      |
| Hope Brown . . . . .    | Social Media Manager (MBB)                                |
| Phone . . . . .         | 785.393.9526  |
| Email . . . . .         | hopebrown@ku.edu  |

|                             |                                   |
|-----------------------------|-----------------------------------|
| Mailing Address . . . . .   | Kansas Athletics Communications   |
|                             | 1651 Naismith Drive, Parrott 1400 |
|                             | Lawrence, KS 66045-4069           |
| Main Office Phone . . . . . | 785.864.3417                      |
| Twitter/Instagram . . . . . | @KUHoops                          |



NCAA TOP-150

BIG 12

2024-25 STAT RANKINGS

Through games of 1.1.2025

|                         | STAT  | NCAA | BIG 12 |
|-------------------------|-------|------|--------|
| W-L%                    | 75.0  | 70   | 6      |
| SCORING                 | 77.7  | 130  | 9      |
| SCORING DEFENSE         | 65.7  | 56   | 6      |
| SCORING MARGIN          | +12.0 | 63   | 10     |
| REBOUNDS PER GAME       | 37.8  | 119  | 10     |
| REBOUNDING MARGIN       | +5.0  | 88   | 10     |
| BENCH POINTS PER GAME   | 24.0  | --   | 11     |
| ASSISTS                 | 18.1  | 18   | 3      |
| ASSIST-TO RATIO         | 1.8   | 12   | 3      |
| TURNOVER MARGIN         | +1.3  | 147  | 14     |
| STEALS                  | 6.8   | --   | 15     |
| BLOCKED SHOTS           | 4.5   | 56   | 5      |
| FIELD GOAL PCT.         | 49.1  | 35   | 3      |
| FIELD GOAL PCT. DEFENSE | 39.0  | 31   | 5      |
| 3-POINT FGS MADE        | 7.2   | --   | 14     |
| 3-POINT FIELD GOAL PCT. | 34.8  | 136  | 12     |
| 3FG% DEFENSE            | 30.3  | 78   | 5      |
| FREE THROW PCT.         | 74.1  | 110  | 9      |

INDIVIDUAL (ALL GAMES)

SCORING AVERAGE

|                  |      |    |    |
|------------------|------|----|----|
| Hunter Dickinson | 15.1 | -- | 12 |
| Zeke Mayo        | 14.7 | -- | 14 |

REBOUNDING AVERAGE

|                  |      |    |   |
|------------------|------|----|---|
| Hunter Dickinson | 10.4 | 10 | 2 |
|------------------|------|----|---|

FIELD GOAL PERCENTAGE (MIN. 5.0 FGM/G)

|                  |      |    |    |
|------------------|------|----|----|
| Hunter Dickinson | 53.6 | 75 | 6  |
| Zeke Mayo        | 47.0 | -- | 10 |

3-POINT FIELD GOALS MADE PER GAME

|           |     |    |    |
|-----------|-----|----|----|
| Zeke Mayo | 2.2 | -- | 18 |
|-----------|-----|----|----|

3-POINT FG PERCENTAGE (MIN. 2.5 FGM/G)

|    |  |  |  |
|----|--|--|--|
| -- |  |  |  |
|----|--|--|--|

FREE THROW PERCENTAGE (MIN. 2.5 FTM/G)

|    |  |  |  |
|----|--|--|--|
| -- |  |  |  |
|----|--|--|--|

ASSISTS PER GAME

|                   |     |    |    |
|-------------------|-----|----|----|
| Dajuan Harris Jr. | 5.8 | 33 | 2  |
| Zeke Mayo         | 3.2 | -- | 23 |

STEALS PER GAME

|                   |     |    |    |
|-------------------|-----|----|----|
| Dajuan Harris Jr. | 1.6 | -- | 15 |
| Hunter Dickinson  | 1.4 | -- | 21 |

BLOCKED SHOTS PER GAME

|                  |     |     |    |
|------------------|-----|-----|----|
| Hunter Dickinson | 1.4 | 106 | 7  |
| KJ Adams         | 1.0 | --  | 14 |

ASSIST-TO-TURNOVER RATIO (MIN. 3 AST/G AVG)

|                   |      |    |    |
|-------------------|------|----|----|
| Dajuan Harris Jr. | 3.63 | 10 | 1  |
| Zeke Mayo         | 1.65 | -- | 23 |

DOUBLE-DOUBLES

|                  |   |   |   |
|------------------|---|---|---|
| Hunter Dickinson | 7 | 7 | 1 |
|------------------|---|---|---|

2024-25 BIG 12 STANDINGS (1.1.2025)

| Team           | BIG 12     |             |            |            |           |  | OVERALL    |             |            |            |            |           |
|----------------|------------|-------------|------------|------------|-----------|--|------------|-------------|------------|------------|------------|-----------|
|                | Record     | Pct         | Home       | Away       | Streak    |  | Record     | Pct         | Home       | Away       | Neutral    | Streak    |
| Iowa State     | 1-0        | 1.000       | 0-0        | 1-0        | W1        |  | 11-1       | .917        | 7-0        | 2-0        | 2-1        | W8        |
| BYU            | 1-0        | 1.000       | 1-0        | 0-0        | W1        |  | 10-2       | .833        | 8-0        | 0-1        | 2-1        | W4        |
| UCF            | 1-0        | 1.000       | 0-0        | 1-0        | W1        |  | 10-2       | .833        | 8-0        | 1-0        | 1-2        | W6        |
| West Virginia  | 1-0        | 1.000       | 0-0        | 1-0        | W1        |  | 10-2       | .833        | 7-0        | 1-1        | 2-1        | W6        |
| Baylor         | 1-0        | 1.000       | 1-0        | 0-0        | W1        |  | 9-3        | .750        | 7-0        | 0-2        | 2-1        | W4        |
| Houston        | 1-0        | 1.000       | 0-0        | 1-0        | W1        |  | 9-3        | .750        | 7-0        | 1-0        | 1-3        | W5        |
| Arizona        | 1-0        | 1.000       | 1-0        | 0-0        | W1        |  | 7-5        | .583        | 6-1        | 0-1        | 1-3        | W3        |
| Kansas State   | 1-0        | 1.000       | 1-0        | 0-0        | W1        |  | 7-5        | .583        | 5-2        | 0-2        | 2-1        | W1        |
| Cincinnati     | 0-1        | .000        | 0-0        | 0-1        | L1        |  | 10-2       | .833        | 7-0        | 2-2        | 1-0        | L1        |
| <b>KANSAS</b>  | <b>0-1</b> | <b>.000</b> | <b>0-1</b> | <b>0-0</b> | <b>L1</b> |  | <b>9-3</b> | <b>.750</b> | <b>7-1</b> | <b>0-2</b> | <b>2-0</b> | <b>L1</b> |
| Arizona State  | 0-1        | .000        | 0-0        | 0-1        | L1        |  | 9-3        | .750        | 4-0        | 0-2        | 5-1        | L1        |
| Colorado       | 0-1        | .000        | 0-1        | 0-0        | L1        |  | 9-3        | .750        | 8-1        | 0-0        | 1-2        | L1        |
| Texas Tech     | 0-1        | .000        | 0-1        | 0-0        | L1        |  | 9-3        | .750        | 8-1        | 0-0        | 1-2        | L1        |
| Oklahoma State | 0-1        | .000        | 0-1        | 0-0        | L1        |  | 8-4        | .667        | 5-1        | 2-0        | 1-3        | L1        |
| Utah           | 0-1        | .000        | 0-0        | 0-1        | L1        |  | 8-4        | .667        | 8-1        | 0-1        | 0-2        | L2        |
| TCU            | 0-1        | .000        | 0-0        | 0-1        | L1        |  | 7-5        | .583        | 7-0        | 0-2        | 0-3        | L1        |

UPCOMING MILESTONES

KJ ADAMS

952 points - 48 from 1,000

DAVID COIT

1,118 points - 82 from 1,200

198 assists - 2 from 200

191 3FGs - 9 from 200

HUNTER DICKINSON

2,389 points - 11 from 2,400

1,273 rebounds - 27 from 1,300

DAJUAN HARRIS JR.

1,019 points - 81 from 1,100

745 assists - 55 from 800

98 3FGs - 2 from 100

ZEKE MAYO

1,752 points - 48 from 1,800

257 3FGs - 43 from 300

SHAKEEL MOORE

1,051 points - 49 from 1,100

AJ STORR

984 points - 16 from 1,000

96 3FGs - 4 from 100

1,000 POINT SCORERS

Against NC State (12/14), graduate G Dajuan Harris Jr. became the 67th Jayhawk to score 1,000 points for his career, including the 22nd in the Bill Self era (since 2003-04). Including transfers, Harris is the fifth current player on the KU roster to reach 1,000 points joining Hunter Dickinson (2,389), Zeke Mayo (1,725), David Coit (1,118) and Shakeel Moore (1,051). Two other Jayhawks - AJ Storr (984) and KJ Adams (952) - are on the cusp of reaching the 1,000-point plateau.

NCAA D1 Teams with Active 1,000 Scorers

| Team           | 1,000 Points Players |
|----------------|----------------------|
| Ole Miss       | 7                    |
| Minnesota      | 7                    |
| Alabama        | 6                    |
| Kentucky       | 6                    |
| <b>KANSAS</b>  | <b>5</b>             |
| Auburn         | 5                    |
| Gonzaga        | 5                    |
| Oklahoma State | 5                    |
| UC San Diego   | 5                    |
| Winthrop       | 5                    |
| Xavier         | 5                    |

SELF AND HISTORIC MILESTONES

With the 77-69 win against Michigan State on Nov. 12, Kansas head coach Bill Self passed Dr. F.C. “Phog” Allen as the winningest coach in KU history. In his 22nd season at Kansas, Self has amassed 597 wins, while Allen’s 590 victories at KU was set in a 39-year span (1907-09; 1919-56).

RECORDS OF KANSAS COACHES

| NAME (SEASONS)      | W     | L   | PCT.  |
|---------------------|-------|-----|-------|
| James Naismith (9)  | 55    | 60  | .478  |
| W. O. Hamilton (10) | 125   | 59  | .679  |
| *Karl Schlademan    | 1     | 0   | 1.000 |
| **Howard Engleman   | 8     | 6   | .571  |
| Dr. F.C. Allen (39) | 590   | 219 | .729  |
| Dick Harp (8)       | 121   | 82  | .596  |
| Ted Owens (19)      | 348   | 182 | .657  |
| Larry Brown (5)     | 135   | 44  | .754  |
| Roy Williams (15)   | 418   | 101 | .805  |
| Bill Self (22nd)    | 597   | 146 | .803  |
| Totals (127th)      | 2,402 | 899 | .728  |

\*Schlademan coached first game of 1920 season before Dr. Allen took over. \*\*Engleman finished 1947 season as head coach after Dr. Allen was ordered to take a rest following the 13th game.

With the 84-66 win against UNCW on Nov. 19, Self won his 800th all-time win with an 804-250 record in his 32nd season as a head coach. Self is just the 16th all-time and third active NCAA D1 head coach to amass 800 all-time victories (John Calipari and Rick Barnes). He is the fourth fastest head coach to reach 800 wins (1,048 games).

MAYO ON FIRE

Senior G Zeke Mayo has posted 25 or more points in three-consecutive games with 26 vs. NC State (12/14), 25 vs. Brown (12/22) and a season-high 27 vs. West Virginia (12/31). The last two Jayhawks to post 25-plus points in three-straight games was Ochai Agbaji during the 2021-22 season and Drew Gooden during the 2001-02 season. In his last three games span, Mayo is averaging 26 ppg, shooting 60.0% from the field and 52.0% from beyond the arc.

BIG 12 WEEKLY AWARDS APLENTY FOR KANSAS

The Kansas duo of Hunter Dickinson and Zeke Mayo earned Big 12 weekly accolades for their efforts against NC State on Dec. 14. Dickinson was named the Big 12 Player of the Week for the third time this season, while Mayo was the co-Big 12 Newcomer of the Week for the second time in 2024-25.

Dickinson had 21 points, 14 rebounds, eight assists and no turnovers against NC State, becoming the first player in Division I since at least 1996-97 to post that stat line or better in a single game. It was Dickinson’s 53rd career double-double. Mayo had a game-high 26 points in the KU win, going 9-for-14 from the field, including 5-for-9 from three-point range.

# KU BY THE NUMBERS

|       |  |
|-------|--|
| 13    | Consecutive league regular-season titles - 2005-06-07-08-09-10-11-12-13-14-15-16-17, a KU record and tied for the longest in NCAA history.                                   |
| 15    | 30+ win seasons, nine under Bill Self  |
| 18    | Streaks of 10 or more consecutive wins in the Bill Self era, including two in 2022-23. Eight of those have been 15+ win streaks.   |
| 20    | Big 12 Conference regular-season championships for KU in the league's 27-year existence.   |
| 20    | Undefeated home seasons at Allen Fieldhouse, including 2007-08, 2008-09, 2009-10, 2011-12, 2014-15, 2015-16 and 2018-19 under Bill Self.                                     |
| 21    | Times a KU player or coach has been inducted into the Naismith Basketball Hall of Fame, which includes head coach Bill Self in 2017.   |
| 23    | Or more victories for Kansas in 31 of the last 33 seasons beginning in 1989-90.  |
| 26    | Championships for Kansas in the Bill Self era - 16 Big 12 regular-season titles, eight Big 12 postseason championships and two NCAA.   |
| 30    | Including 2023-24, Kansas has won 10 or more league games in 29 of the last 30 seasons, starting in 1995. KU has won 10+ league games 60 times overall.                      |
| 32    | Consensus All-America First Team selections, the most of any NCAA Division I school, including Jalen Wilson in 2022-23   |
| 34    | Beginning in 1990, KU has made the NCAA Tournament 33 times in the last 34 tournaments. Note: It would be 34 straight but the 2018 was vacated.                              |
| 35    | Beginning in 1989-90, Kansas has won 20 or more games in 34 of the last 35 seasons, including 2023-24.   |
| 36    | Consecutive seasons KU has led its conference in home attendance, beginning in 1986-87, excluding 2020-21 due to COVID, includes 2023-24.                                    |
| 63    | Conference regular-season championships, most in NCAA Division I, including 2022-23.   |
| 130.4 | Decibels reached inside of Allen Fieldhouse on Feb. 13, 2017, when the arena broke the Guinness Book of World Records mark for loudest crowd roar at an indoor sports event. |
| 231   | An NCAA record for consecutive weeks Kansas was ranked in the AP top 25. The streak began 2.2.2009, and spanned 433 games, and ended 2.1.2020.                               |
| 375   | Consecutive sellouts in Allen Fieldhouse, dating back to 2001-02. This includes the 2,500 capacity for 2020-21.  |
| 597   | Wins for Bill Self in his 22nd season at Kansas. He is the winningest coach in KU history passing Phog Allen (590-219, 1907-09; 1919-56).                                    |
| 862   | All-time Kansas victories inside Allen Fieldhouse. The historic building opened in 1955 and KU holds a 862-119 record in its home venue.                                     |
| 2,402 | All-Time victories, the second most in NCAA Division I Men's Basketball.   |

Dickinson has earned Big 12 Player of the Week three times this season and six times in his two-season career at Kansas. In his first season at KU, Mayo has been named the co-Big 12 Newcomer of the Week twice.

## FOUR JAYHAWKS ON WOODEN PRESEASON TOP 50 LIST

Four Kansas Jayhawks – Hunter Dickinson, Dajuan Harris Jr., KJ Adams and AJ Storr were named to the John R. Wooden Award Preseason Top 50 Watch List, on Nov. 7. Kansas' four representatives are more than any other school. Baylor and Alabama have three each on the list.

The Kansas contingent is looking to become the third Jayhawk to win the John R. Wooden Award joining Danny Manning (1988) and Frank Mason III (2017).

Dickinson is a two-time Wooden All-American selection in 2021 while at Michigan and in 2024 while at Kansas.

## DICKINSON NAMED TO NABC POY WATCH LIST

For the second straight season, Kansas graduate center Hunter Dickinson has been named to the 2025 National Association of Basketball Coaches (NABC) Division I Player of the Year Preseason Watch list. There are 20 student-athletes on the NABC preseason list. The 2025 NABC Division I Player of the Year - selected by a nationwide vote of Division I head coaches - will be announced the week of the 2025 Men's Final Four. Historically, Dickinson is looking to become the fifth Jayhawk to win the NABC Player of the Year joining Danny Manning (1988), Drew Gooden (2002), Nick Collison (2003) and Frank Mason III (2017).

## TRIO ON NAISMITH TROPHY POY WATCH LIST

The Kansas trio of Hunter Dickinson, Dajuan Harris Jr. and AJ Storr have been named to the Naismith Trophy Men's College Player of the Year Watch List, the Atlanta Tipoff Club announced Oct. 31. A total of 49 are listed on the Naismith Trophy Watch List. Kansas and Baylor are the only schools with three student-athletes on the list. Dickinson, Harris and Storr are vying to become the third Kansas Jayhawk to win the Naismith Trophy joining Danny Manning (1988) and Frank Mason III (2017).

## JAYHAWKS WELL REPRESENTED ON NAISMITH STARTING FIVE

Kansas was well represented on the Naismith Starting Five "of the year" awards watch lists released by the Naismith Memorial Basketball Hall of Fame the last week of October.

Kansas has four student-athletes on the Naismith Starting Five watch list with graduate guard Dajuan Harris Jr. on the Bob Cousy Point Guard of the Year Watch List, senior guard Zeke Mayo on the Jerry West Shooting Guard of the Year Watch List, junior guard AJ Storr on the Julius Erving Small Forward of the Year Watch List, and graduate center Hunter Dickinson on the Kareem Abdul-Jabbar Center of the Year Watch List.

Historically, Kansas' Frank Mason III won the 2017 Bob Cousy Award and Jalen Wilson was the 2023 Julius Erving Award recipient.

Fans can support their favorite player by participating in Fan Voting starting Friday, November 1. In late January, the watch lists consisting of 20 players each will be narrowed to 10, and then in late February, to just five. In March, the five finalists will be presented to the Hall of Fame's selection.

## DICKINSON NAMED PRESEASON AP ALL-AMERICA

For the second straight season, Kansas graduate center Hunter Dickinson has been named to the Associated Press Preseason All-America team. Joining Dickinson on the Associated Press' 2024-25 preseason All-America men's basketball team are Mark Sears (Alabama), RJ Davis (North Carolina), Johni Broome (Auburn), Caleb Love (Arizona) and Cooper Flagg (Duke). Kansas will face Davis, Love and Flagg during the 2024-25 regular season.

## KU NO. 1 IN PRESEASON POLLS FOR SECOND-STRAIGHT SEASON

For the second-straight season and fifth time in poll history, Kansas basketball entered the season ranked No. 1 by the Associated Press (AP).

All five times KU has been No. 1 in the preseason poll have been in the Bill Self era. Besides 2024-25, the Jayhawks were No. 1 entering the 2004-05, 2009-10, 2018-19 and 2023-24 seasons. Kansas was also No. 1 in the first poll of the 1956-57 season, but preseason polls did not begin in 1961-62. This marks the 60th time Kansas has been ranked No. 1 and the last time KU was No. 1 in the AP poll was Nov. 20, 2023, the third poll of last season. KU was ranked in the top 10 of the 2023-24 AP poll all but three weeks.

For the 13th-consecutive year, Kansas men's basketball entered the 2024-25 season ranked seventh or higher. This is also the 15th time in the last 16 seasons that the Jayhawks have entered the season No. 7 or higher by the AP, including 12 times in the top five and seven in the top three. KU was No. 1 in 2009-10, No. 3 in 2016-17, No. 1 in 2018-19, No. 3 in 2019-20, No. 3 in 2021-22, No. 1 in 2023-24 and No. 1 in 2024-25.

Under Bill Self, this is the 19th time that Kansas entered the season ranked seventh or higher in the Associated Press preseason poll. Historically, the No. 1 ranking marks the 27th time since the 1992-93 season that Kansas will enter the season seventh or higher.

Like the preseason AP poll, Kansas men's basketball was voted No. 1 in the preseason USA TODAY Sports Coaches Poll.

This is the second-straight season and the fifth time in the coaches' poll that Kansas is No. 1 in the preseason poll with four in the Self era - 1996-97, 2004-05, 2009-10, 2018-19, 2023-24 and 2024-25.

The No. 1 ranking marked the 11th-straight year Kansas has entered the season No. 5 or higher in the coaches' poll dating back to 2014-15. Additionally, it is the 19th time in the Self era the Jayhawks have been preseason seventh or higher, including each of the last 13 seasons.

The No. 1 ranking marked the 11th-straight year Kansas has entered the season No. 5 or higher in the coaches' poll dating back to 2014-15. Additionally, it is the 19th time in the Self era the Jayhawks have been preseason seventh or higher, including each of the last 13 seasons.

## CLOSE CALLS

Kansas is 2-1 in games decided by five points or less or in overtime this season. In 2023-24, Kansas posted a 7-3 record in games decided by five points or less. In 2022-23, Kansas had 11 games decided by five points or less and/or in overtime. KU went 9-2 in those contests. In Kansas' 2021-22 national championship season, KU also played 11 games with the outcome being decided by five points or less or in overtime. KU went 9-2 in those contests.



Pay Heed, All Who Enter:  
**BEWARE OF "THE PHOG"**

**NATIONAL CHAMPIONS**

1922, 1923, 1952, 1988, 2008, 2022

**BIG 12 CHAMPIONS (21)**

1997\*, 1998\*, 1999\*, 2002, 2003, 2005, 2006\*,  
2007\*, 2008\*, 2009, 2010\*, 2011\*, 2012, 2013\*,  
2014, 2015, 2016\*, 2017, 2020, 2022\*, 2023

*Regular season titles listed*

\* - Regular season & tournament champions

^ - Tournament champions only

- Kansas has 2,402 all-time victories which is the second most in NCAA Division I men's basketball history.
- Under Bill Self, Kansas has won 16 regular-season Big 12 championships with just 19 losses at Allen Fieldhouse.
- KU has held opponents to fewer than 100 points in 807 of its last 810 games. The last team to score 100 on Kansas in a 40-minute game was Gonzaga (102-90) on 11.26.2020 with the previous being Oklahoma (100-78) on 2.27.1990.
- Kansas set the NCAA DI record for being ranked in the Associated Press poll at 231 consecutive weeks from Feb. 2, 2009 until Feb. 1, 2021. KU's stretch consisted of 433 games of being ranked.
- KU has won at least 12 league games for 23 of the last 25 seasons.
- Each four-year KU senior class since 1986-87 has won at least 100 games. The 2024-25 KU four-year players - KJ Adams, Dillon Wilhite - have won 88.
- Kansas has a .500 winning percentage or better series record 13 of 16 league foes.
- KU is the only Big 12 school to have won a Big 12 regular-season championship with two different coaches (Roy Williams and Bill Self).
- Kansas is first in the conference in wins with a 374-92 record in Big 12 regular-season games. Including the league postseason championship, KU is first at 426-104.
- Under Bill Self, Kansas is 165-13 (92.7%) in Big 12 home games: 8-0 in 2004, 7-1 in 2005, 7-1 in 2006, 7-1 in 2007, 8-0 in 2008, 8-0 in 2009, 8-0 in 2010, 7-1 in 2011, 9-0 in 2012, 8-1 in 2013, 9-0 in 2014, 9-0 in 2015, 9-0 in 2016, 8-1 in 2017, 3-2 in 2018, 9-0 in 2019, 8-1 in 2020, 8-1 in 2020-21, 9-0 in 2021-22, 8-1 in 2022-23, 8-1 in 2023-24 and 0-1 in 2024-25.

**JAYHAWKS ON NBA OPENING DAY ROSTERS (11)**

Ochai Agbaji – Toronto Raptors  
Christian Braun – Denver Nuggets  
Gradey Dick – Toronto Raptors  
Joel Embiid – Philadelphia 76ers  
Johnny Furphy – Indiana Pacers  
Kevin McCullar Jr. – New York Knicks  
Markieff Morris – Dallas Mavericks  
Sviatoslav Mykhailiuk – Utah Jazz  
Kelly Oubre, Jr. – Philadelphia 76ers  
Andrew Wiggins – Golden State Warriors  
Jalen Wilson – Brooklyn Nets

**KANSAS LEAGUE TITLES, 63**

With its 2022-23 championship, Kansas claimed its 21st Big 12 regular-season title. KU's 63 all-time conference titles are the most in NCAA Division I history. Kentucky is second with 53. The Jayhawks have claimed 16 outright or shared league titles since 2003-04 (i.e. the Bill Self era).

**THIS DAY IN KANSAS BASKETBALL HISTORY**

**JANUARY**

5

Jan. 5, 1991: Senior guard Terry Brown made a school-record 11 three-pointers and scored a career-high 42 points to lead Kansas to a 105-94 victory over North Carolina State in Allen Fieldhouse. Brown finished the game 11-for-17 from beyond the arc and 14-for-20 overall from the field. Junior forward Alonzo Jamison also had a game to remember, posting a career-high 23 points to go along with eight assists and seven rebounds. KU lost to Duke in the National Championship game that year, finishing with a 27-8 record in Roy Williams' third season as head coach. Kansas also went 10-4 in Big Eight play to claim Williams' first conference title as a head coach.

**KANSAS RECORD IN GAMES DECIDED BY 5 OR FEWER POINTS, OR OVERTIME UNDER BILL SELF**

| Season         | W-L           | Pct         | Home*        | Neut.        | Road         |
|----------------|---------------|-------------|--------------|--------------|--------------|
| 2003-04        | 2-3           | .400        | 1-1          | 0-2          | 1-0          |
| 2004-05        | 6-5           | .545        | 5-1          | 0-2          | 1-2          |
| 2005-06        | 2-6           | .250        | 1-2          | 1-3          | 0-1          |
| 2006-07        | 7-2           | .778        | 2-1          | 3-0          | 2-1          |
| 2007-08        | 5-2           | .714        | 1-0          | 2-0          | 2-2          |
| 2008-09        | 1-4           | .200        | 1-1          | 0-2          | 0-1          |
| 2009-10        | 5-1           | .833        | 1-0          | 1-1          | 3-0          |
| 2010-11        | 8-0           | 1.000       | 3-0          | 1-0          | 4-0          |
| 2011-12        | 6-1           | .857        | 1-0          | 4-0          | 1-1          |
| 2012-13        | 6-3           | .667        | 1-1          | 0-2          | 5-0          |
| 2013-14        | 4-5           | .444        | 1-1          | 2-2          | 1-2          |
| 2014-15        | 8-5           | .615        | 3-0          | 2-1          | 3-4          |
| 2015-16        | 4-1           | .800        | 2-0          | 1-1          | 1-0          |
| 2016-17        | 9-3           | .750        | 3-1          | 1-2          | 5-0          |
| 2017-18        | 4-2           | .667        | 1-0          | 1-0          | 3-1          |
| 2018-19        | 10-2          | .833        | 5-0          | 2-0          | 3-2          |
| 2019-20        | 5-2           | .714        | 1-0          | 1-1          | 3-1          |
| 2020-21        | 6-2           | .750        | 4-0          | 1-0          | 1-2          |
| 2021-22        | 9-2           | .818        | 5-0          | 1-1          | 3-1          |
| 2022-23        | 9-2           | .818        | 5-0          | 2-1          | 2-1          |
| 2023-24        | 7-3           | .700        | 4-0          | 1-1          | 2-2          |
| 2024-25        | 2-1           | .667        | 1-1          | 1-0          | 0-0          |
| <b>TOTALS:</b> | <b>125-57</b> | <b>.687</b> | <b>52-10</b> | <b>28-22</b> | <b>46-24</b> |

**KU PICKED FIRST IN THE COACHES BIG 12 PRESEASON POLL**

For the 21st time in the 28-year history of the coaches' men's basketball preseason Big 12 poll, Kansas was selected as the favorite to win the conference.

Kansas received nine of a possible 15 first-place votes in the poll as coaches are not allowed to vote for their own team. KU amassed 215 points, edging 2024 Big 12 regular-season champion Houston (211) in the poll. Houston had five first-place votes. Iowa State (194), with one first-place vote, was third in the poll with Baylor fourth and Arizona fifth. Arizona garnered one first-place vote in the poll.

**DICKINSON AND HARRIS NAMED PRESEASON ALL-BIG 12**

In a vote by the league coaches, Kansas graduate center Hunter Dickinson is the Big 12 Preseason Player of the Year for the second-consecutive season becoming the first player in conference history to earn the accolade twice. Dickinson, a unanimous preseason all-conference first team selection, is joined on the Preseason All-Big 12 Team by teammate Dajuan Harris Jr., who is on the preseason all-league second team.

Dickinson, a 2024 Consensus All-America Second Team, All-Big 12 First Team and the Big 12 Newcomer of the Year selection. Dickinson was the only player in the Big 12 to average a double-double (17.9 ppg, 10.9 rpg) last year. Harris has been the starter each of the last three seasons and was the 2023 Big 12 Defensive player of the Year. A three-time all-league honoree, Harris has led the league in assist-to-turnover ratio two of the last three seasons and has ranked in the top five in the conference in assists per game each of the last three years.

**KANSAS VS. TOP-25 TEAMS**

Kansas' win against No. 11 Duke on Nov. 26 was its 129th against a ranked Associated Press (AP) team in the Bill Self era. In 2023-24, Kansas went 7-5 against AP ranked opponents, including 4-2 versus top 10. In the Bill Self era, KU is 129-77 against AP-ranked opponents, including 52-30 versus Top-10 foes. Entering 2024-25, Self's KU teams have collected seven or more wins against ranked foes in each of the last four and five of the last six seasons.

Kansas' record against top-10 ranked opponents is even more impressive. KU is 24-15 against foes ranked inside the top-10 of the AP poll since 2013-14. Since Bill Self's first season, 2003-04, the Jayhawks are 25-4 against AP top-10 teams inside Allen Fieldhouse and have won their last nine such meetings, including the UNC win on Nov. 8.

**KU VS. AP TOP-25 TEAMS UNDER BILL SELF**

| SEASON       | RECORD        | VS. TOP-10   |
|--------------|---------------|--------------|
| 2024-25      | 2-0           | 1-0          |
| 2023-24      | 7-5           | 4-2          |
| 2022-23      | 7-7           | 4-2          |
| 2021-22      | 8-4           | 2-1          |
| 2020-21      | 8-7           | 3-3          |
| 2019-20      | 4-3           | 1-2          |
| 2018-19      | 8-4           | 2-1          |
| 2017-18      | 3-4           | 1-1          |
| 2016-17      | 6-3           | 5-1          |
| 2015-16      | 12-4          | 4-1          |
| 2014-15      | 10-6          | 0-1          |
| 2013-14      | 7-4           | 3-0          |
| 2012-13      | 5-2           | 2-1          |
| 2011-12      | 7-5           | 6-4          |
| 2010-11      | 5-1           | 1-1          |
| 2009-10      | 8-1           | 2-0          |
| 2008-09      | 3-3           | 1-2          |
| 2007-08      | 5-2           | 3-0          |
| 2006-07      | 5-2           | 2-2          |
| 2005-06      | 3-3           | 1-2          |
| 2004-05      | 4-2           | 3-1          |
| 2003-04      | 2-5           | 1-2          |
| <b>TOTAL</b> | <b>129-77</b> | <b>52-30</b> |

**WINNING THE BIG 12 IS NO CAKEWALK**

The Big 12 has led all conferences in average NET ranking in four consecutive seasons and has been the top ranked Conference in NET/RPI (prior to 2019) in nine of the past 11 seasons. Additionally, The Big 12 has led the nation in non-conference winning percentage in each of the past three seasons. The conference was 147-34 (.812) in regular season non-league games in 2023-24.

The stoutness of the league is also highlighted by KU's strength of schedule during this stretch, which has been among the toughest every season. The Jayhawks have posted a top-10 strength of schedule 14 times in Bill Self's 21 seasons at KU, which includes the nation's strongest schedule six times - 2004-05, 2013-14, 2014-15, 2018-19 and 2022-23.



**BIG 12 & KU RPI/NET RANKINGS (AS OF 1/1/25)**

| SEASON  | KU RPI/NET | KU NET SOS | BIG 12 RPI/NET* |
|---------|------------|------------|-----------------|
| 2024-25 | 21         | 34         | -               |
| 2023-24 | 21         | 3          | 1               |
| 2022-23 | 9          | 1          | 1               |
| 2021-22 | 3          | 3          | 1               |
| 2020-21 | 17         | 13         | 4               |
| 2019-20 | 2          | 1          | 2               |
| 2018-19 | 17         | 1          | 1               |
| 2017-18 | 3          | 2          | 1               |
| 2016-17 | 4          | 19         | 2               |
| 2015-16 | 1          | 2          | 1               |
| 2014-15 | 5          | 1          | 1               |
| 2013-14 | 4          | 1          | 1               |
| 2012-13 | 5          | 17         | 5               |
| 2011-12 | 5          | 8          | 4               |
| 2010-11 | 1          | 10         | 3               |
| 2009-10 | 1          | 6          | 1               |
| 2008-09 | 11         | 13         | 3               |
| 2007-08 | 4          | 12         | 3               |
| 2006-07 | 10         | 44         | 7               |
| 2005-06 | 32         | 60         | 5               |
| 2004-05 | 3          | 1          | 3               |
| 2003-04 | 12         | 6          | 4               |

\*average NET of every conference team compared to other leagues

**CELEBRATING 70 YEARS OF ALLEN FIELDHOUSE**

Kansas basketball will celebrate the 70th year of Allen Fieldhouse in 2024-25 and the historic structure has had some major improvements that began following the 2023-24 season. The enhancements include a new floor, a new scoreboard with additional scoreboards in the southwest and northeast corners, chairback additions on the west side and improved ADA seating throughout the venue. With the aforementioned, the new capacity for Allen Fieldhouse will be 15,300. Additionally, both the second and third floor concourses will have makeovers allowing patrons more access to pre- and post-game areas, enhancing the experience of being part of the most historic venue in college basketball.

**KANSAS NOTABLES**

- Graduate C Hunter Dickinson is the only active player in NCAA Division I to have more than 2,300 career points and 1,200 career rebounds. Dickinson has 2,389 points and 1,273 rebounds.
- Kansas is 124-21 (86.7%) following a loss in the Bill Self era, which started in 2003-04.
- For 55 weeks, from the first poll of the 2021-22 season until Feb. 26, 2024, KU was ranked in the Associated Press Top 10.
- With its win against No. 4 Houston (2/3/24), under Bill Self (since 2003-04), Kansas is 19-1 (95.0%) in Allen Fieldhouse against teams ranked higher than KU. The lone loss was Dec. 1, 2005 versus Nevada (70-72) and KU has won 15 straight in that scenario.
- With the win versus then-No. 9 North Carolina (11/8/24), under Bill Self, Kansas is 25-4 (86.2%) against AP top-10 teams in games played in Allen Fieldhouse. KU has won its last nine against AP Top-10 foes in AFH dating back to Feb. 27, 2021.
- After its win Duke (11/26/24), Kansas has now won its last nine games against Blue Blood schools - North Carolina and Duke this season; Indiana, UConn and Kentucky in 2023-24; Kentucky, Indiana and Duke in 2022-23; and North Carolina in the 2022 NCAA title game.
- Kansas is 38-8 when Dajuan Harris Jr. scores 10 or more points in a game, including 5-3 this season in 2024-25.
- Kansas is 76-5 in its last 81 games when outrebounding its opponent. Included was a 61-game win streak when KU outrebounded its opponent.
- KU has won 79 of its last 80 games in Allen Fieldhouse when leading at halftime, dating back to the beginning of the 2018-19 season.

- Kansas beat Kentucky, 89-84 (11/24/2023), thanks in part to 27 made free throws. KU is 48-1 (.980) under Bill Self (since 2003-04) when it makes 25 or more free throws in a game, the best record by any D-I team in that span (minimum 40 games).
- Kansas overcame an 11-point deficit in the 67-57 win at Oklahoma (2/17/24). In the last 10 seasons, Kansas has posted 34 wins when overcoming a 10-point deficit, including four in 2023-24.
- Kansas is 118-18 (86.8%) in the month of December under coach Bill Self (since 2003-04).
- Kansas has won 26 of its last 29 games in the month of December beginning with the final game of the 2019-20 season. KU had a streak of 24-straight December wins from Dec. 2019 to Dec. 4, 2024, at Creighton.
- Dajuan Harris Jr. is one of only two Jayhawks to amass more than 700 assists and 200 steals for his career. Harris has 745 assists and 234 steals. Only KU great Aaron Miles (2002-05) is in the same company. Miles had 954 assists and 264 steals.
- Zeke Mayo tied a Kansas record for consecutive free throws made in a game without a miss making 13 straight against West Virginia (12/31/24). He tied Devonte' Graham who was 13-for-13 against Texas Tech (1/2/2018).

**KANSAS JOINS LOADED 2025 PLAYERS ERA MEN'S CHAMPIONSHIP FIELD IN LAS VEGAS**

Players Era, an EverWonder Studio company, announced Dec. 19 that Kansas men's basketball will participate in the 2025 Players Era Men's Championship in Las Vegas. As one of the most storied programs in the nation, Kansas joins a highly competitive field for a premier in-season tournament. The Players Era Men's Championship currently has 16 teams committed for next year's field. The Jayhawks join all eight programs who participated in last month's inaugural tournament, Alabama, Creighton, Houston, Notre Dame, Oregon, Rutgers, San Diego State and Texas A&M - along with new participants Baylor, Gonzaga, Iowa State, Michigan, St. Joseph's, St. John's and Syracuse.

**KU TO PLAY AT ALLEGIANT STADIUM IN 2027**

The Naismith Memorial Basketball Hall of Fame has announced Oct. 27 that Kansas men's basketball will play Indiana in the 2027 Hall of Fame Series Las Vegas at Allegiant Stadium on Nov. 12, 2027. The contest will be a part of a double header marking the first-ever basketball games played at Allegiant Stadium in Las Vegas. Duke will play Arizona in the other contest and both games will be televised on TNT Sports' networks and platforms.

Allegiant Stadium, home of the NFL's Las Vegas Raiders and Super Bowl LVIII, will also serve as the site for the 2028 NCAA Men's Final Four.

The Hall of Fame Series is a collection of multi-game, singular events that showcase several of the top collegiate basketball teams in exciting non-conference matchups played both domestically and abroad. The inaugural Hall of Fame Series took place in 2023 in Las Vegas, Charlotte, San Antonio, Toronto, and Phoenix, and the series continues its successful run in 2024 with upcoming stops in Las Vegas (November 4), Phoenix (November 14), Baltimore (November 15), and New York (December 14).

**MORE KANSAS NOTABLES**

- With the 86-51 win against Furman on Nov. 30, Kansas won its 2,400th all-time game, becoming only the second school to achieve 2,400 wins.
- Graduate Hunter Dickinson had 27 points and a career-high 21 rebounds against No. 14 Kentucky on Nov. 14, 2023. The feat marked the 28th time in KU history a player has recorded at least 25 points and 20 rebounds in a game. The last to do it was Thomas Robinson who had 30 points and 21 rebounds against North Dakota (12/31/2011). The only other player to accomplish the feat in the Bill Self era was Wayne Simien who had 25 points and 20 rebounds against Kansas State on his Senior Night (3/2/2005).

**MEDIA INFORMATION****Hawk Talk Radio Show**

Hawk Talk, Bill Self's radio show, airs weekly during the season from 6-7 p.m. Central on most Jayhawk Radio Network stations. Originating from Johnny's in west Lawrence, the remaining dates for Hawk Talk are Jan. 6, 13, 20, 30. Feb. 6, 12, 20, 26. March 5, 10.

**Pre-Game Press Conferences**

Kansas men's basketball will preview upcoming opponents with press conferences throughout the 2024-25 season. The remaining schedule is: Jan. 3, 7, 9, 13, 17, 20, 24, 30. Feb. 6, 10, 13, 21, 27. March 7, 9.

**JAYHAWK RADIO NETWORK AFFILIATES**

|                |                  |
|----------------|------------------|
| Abilene/Salina | KDJM-101.7 FM    |
| Coffeyville    | KGGF-104.1 FM    |
| Concordia      | KNCK-94.9 FM     |
| Dodge City     | KGNO-1370 AM     |
| Emporia        | KVOE-1400 AM     |
| Fort Scott     | KMDO-1400 AM     |
| Fort Scott     | KOMB-103.9 FM    |
| Garden City    | KBUF-1030 AM     |
| Glen Elder     | KZDY-96.3 FM     |
| Goodland/Colby | KWGB-97.9 FM     |
| Great Bend     | KBGL-106.9 FM    |
| Hays           | KAYS-1400 AM     |
| Hutchinson     | KSKU-94.7 FM     |
| Iola           | KIOL-1370 AM     |
| Kansas City    | KCTE-1510 AM     |
| Kansas City    | KCTE-99.3 FM     |
| Kansas City    | KCMO-103.7 FM    |
| Kansas City    | WHB-810 AM       |
| Lawrence       | KLWN-1320 AM     |
| Lawrence       | THE BULL-92.9 FM |
| Liberal        | KSCB-1270 AM     |
| Marysville     | KNDY-95.5 FM     |
| Parsons        | KLKC-1540 AM     |
| Parsons        | KLKC-93.5 FM     |
| Phillipsburg   | KKAN-1490 AM     |
| Phillipsburg   | KQMA-92.5 FM     |
| Russell        | KRSL-95.9 FM     |
| Topeka         | KMAJ-1440 AM     |
| Topeka         | KWIC 99.3 FM     |
| Wellington     | KLEY-100.3 FM    |
| Wichita        | KKGQ-92.3 FM     |

-- affiliates subject to change, check your local listings

**Bench Points Under Bill Self  
Bench Points Avg. (Pts/Games)**

|                |                      |
|----------------|----------------------|
| Season         |                      |
| 2006-07        | 25.5 (968/38)        |
| 2005-06        | 25.3 (835/33)        |
| 2010-11        | 24.4 (926/38)        |
| <b>2024-25</b> | <b>24.0 (288/12)</b> |
| 2007-08        | 23.9 (957/40)        |
| 2009-10        | 22.4 (806/36)        |
| 2015-16        | 21.9 (831/38)        |
| 2014-15        | 21.7 (780/36)        |
| 2013-14        | 21.3 (744/35)        |
| 2008-09        | 20.6 (720/35)        |
| 2021-22        | 18.6 (742/40)        |
| 2004-05        | 18.4 (551/30)        |
| 2019-20        | 17.2 (534/31)        |
| 2012-13        | 16.1 (594/37)        |
| 2003-04        | 16.0 (527/33)        |
| 2016-17        | 15.2 (547/36)        |
| 2020-21        | 15.1 (454/30)        |
| 2018-19        | 13.7 (493/36)        |
| 2017-18        | 12.4 (485/39)        |
| 2023-24        | 11.8 (401/34)        |
| 2011-12        | 11.7 (456/39)        |
| 2022-23        | 10.9 (392/36)        |

KANSAS NBA CHAMPIONS

NBA Champion Jayhawks (\*Finals Most Valuable Player)

- Clyde Lovellette (1950-52 at KU) - 1954 (Minneapolis Lakers); 1963, 1964 (Boston Celtics)
- Maurice King (1955-57 at KU) - 1960 (Boston Celtics)
- Wilt Chamberlain (1957-58 at KU) - 1967 (Philadelphia 76ers); \*1972 (L.A. Lakers)
- Jo Jo White (1966-69 at KU) - 1974, \*1976 (Boston Celtics)
- Bill Bridges (1959-61 at KU) - 1975 (Golden State Warriors)
- Wayne Simien (2002-05 at KU) - 2006 (Miami Heat)
- Jacques Vaughn (1994-97 at KU) - 2007 (San Antonio Spurs)
- Paul Pierce (1996-98 at KU) - \*2008 (Boston Celtics)
- Scot Pollard (1994-97 at KU) - 2008 (Boston Celtics)
- Mario Chalmers (2006-08 at KU) - 2012, 2013 (Miami Heat)
- Brandon Rush (2006-08 at KU) - 2015 (Golden State Warriors)
- Sasha Kaun (2005-08 at KU) - 2016 (Cleveland Cavaliers)
- Markieff Morris (2009-11 at KU) - 2020 (Los Angeles Lakers)
- Andrew Wiggins (2014 at KU) - 2022 (Golden State Warriors)
- Christian Braun (2020-22 at KU) - 2023 (Denver Nuggets)
- Sviatoslav Mykhailiuk (2015-18 at KU) - 2024 (Boston Celtics)

Kansas Non-Conference Record in Allen Fieldhouse Under Bill Self (since 2003-04)

| Season  | W-L   | Pct.  |
|---------|-------|-------|
| 2003-04 | 5-1   | .833  |
| 2004-05 | 8-0   | 1.000 |
| 2005-06 | 7-1   | .875  |
| 2006-07 | 9-1   | .900  |
| 2007-08 | 11-0  | 1.000 |
| 2008-09 | 10-0  | 1.000 |
| 2009-10 | 10-0  | 1.000 |
| 2010-11 | 9-0   | 1.000 |
| 2011-12 | 7-0   | 1.000 |
| 2012-13 | 8-0   | 1.000 |
| 2013-14 | 5-1   | .833  |
| 2014-15 | 6-0   | 1.000 |
| 2015-16 | 7-0   | 1.000 |
| 2016-17 | 6-0   | 1.000 |
| 2017-18 | 7-1   | .875  |
| 2018-19 | 7-0   | 1.000 |
| 2019-20 | 6-0   | 1.000 |
| 2020-21 | 5-0   | 1.000 |
| 2021-22 | 6-1   | .875  |
| 2022-23 | 7-0   | 1.000 |
| 2023-24 | 7-0   | 1.000 |
| 2024-25 | 7-0   | 1.000 |
| Total   | 160-6 | .964  |

2024-25 Big 12 Preseason Coaches Poll

Place. Team (first place votes)

1. KANSAS (9) – 215

- 2. Houston (5) – 211
- 3. Iowa State (1) – 194
- 4. Baylor – 185
- 5. Arizona (1) – 179
- 6. Cincinnati – 140
- 7. Texas Tech – 135
- 8. K-State – 133
- 9. BYU – 116
- 10. TCU – 90
- 11. UCF – 83
- 12. Arizona State – 64
- 13. West Virginia – 62
- 14. Oklahoma State – 46
- 15. Colorado – 37
- 16. Utah – 30

- On Nov. 7, 2023, Bill Self signed an amended contract with the Kansas. Self and KU Director of Athletics Travis Goff signed the reworked agreement — effectively a five-year extension worth \$44.5 million, including a \$1 million signing bonus.
- At 14-1 in 2023-24, Kansas has won 10 or more home games for 38 of the last 39 seasons, beginning in 1983-84. KU has won 12 or more in Allen Fieldhouse for 24 of the last 25 seasons beginning in 1999-2000.
- Kansas won its mind-boggling 52nd-straight home opener with an 87-57 win against Howard on Nov. 4, 2024. The streak began in 1973-74 under head coach Ted Owens. KU coaches Larry Brown (5-0) and Roy Williams (15-0) never lost a home opener. KU is 22-0 in home openers in the Bill Self era.
- Kansas has won 33 of its last 34 conference openers, beginning in 1991-92 under head coach Roy Williams. The 33-game streak ended with a KU 62-61 loss to West Virginia on 12/31/24.
- Beginning in 1983-84 under coach Larry Brown, Kansas has not lost a home finale.

KANSAS SIGNS THREE IN EARLY PERIOD

Kansas men's basketball has signed three in the early signing period for the 2025-26 season with Darryn Peterson, Samis Calderon and Bryson Tiller. Tiller will be on campus and practice with the team for the spring 2025 semester.

Darryn Peterson

(6-5, 195, G, Canton, Ohio, Prolific Prep [Calif.])

- Naismith Trophy Boys High School Player of the Year Watch List.
- The consensus No. 3 recruit in the nation. Is ranked No. 3 by Rivals, 247Sports.com, ESPN100 and On3.com in the 2025 recruiting class.
- Playing his senior prep season at Prolific Prep in Napa, California, in 2024-25.
- Played his first two years of high school basketball at Cuyahoga Falls High School in Cuyahoga, Ohio and then transferred to Huntington Prep in West Virginia in 2023-24 before moving on to Prolific Prep.
- Plays club basketball for Phenom United where he averaged 28.2 points, 7.2 rebounds, 4.6 assists, 4.2 steals and 3.0 blocked shot per game this past summer in the Adidas 3Stripes Select league.
- In 2023, Peterson won a gold medal with USA Basketball at the FIBA Under-16 Americas Championship in Merida, Yucatan, Mexico. At the championship, Peterson averaged 16.8 points, 3.8 rebounds, 3.7 assists and 3.3 steals in earning all-tournament honors.

Samis Calderon

(6-8, 200, F, Espirito Santo, Brazil, Overtime Elite)

- Has a 7-foot-2 wingspan.
- A graduate of the NBA Academy Latin America located in Mexico City.
- Currently playing in his second season for Overtime Elite (OTE) in Atlanta.
- Has international experience while representing his home country of Brazil. He played for Brazil the 2023 FIBA U19 World Championships in Debrecen, Hungary, where he averaged 9.6 points, 5.6 rebounds and 1.7 assists per game during the event.
- Has competed for Brazil in the 2022 Under 18 Americas Championship and 2022 Under 18 South America Championship.

Bryson Tiller

(6-10, 240, F, Atlanta, Ga., Overtime Elite)

- Will be on campus for the spring 2025 semester, using his redshirt season in 2024-25.
- Naismith Trophy Boys High School Player of the Year Watch List.
- Has a 7-foot-3 wingspan.
- Is in his third season at Overtime Elite (OTE) after playing his high school freshman season at Pace Academy in Atlanta.
- A five-star recruit, Tiller is currently ranked No. 20 by 247Sports.com, No. 21 by Rivals, No. 23 by On3.com and No. 26 by ESPN100.
- Plays for the City Reapers and was named to the All-OTE Second Team in 2023-24 where he averaged nearly a double-double with 12.2 point and 9.4 rebounds to go along with 1.6 blocked shots per game.
- In the 2024 playoffs, Tiller elevated his game averaging 15.6 points to go along with 8.1 rebounds, 1.4 blocked shots and shooting 50 percent from the field.
- Recorded seven double-doubles during the 2023-24 season.
- In 2022-23, the City Reapers won the OTE championship and Tiller averaged 11.5 points and 6.9 rebounds with five double-doubles during the regular season.
- Tiller played AAU basketball for Atlanta Xpress and is coached by Winfred Jordan.

UP NEXT



VS. ARIZONA STATE

Wednesday, Jan. 8, 2025  
Allen Fieldhouse (15,300)  
8 p.m. (Central) | ESPN2

Kansas returns home to host new Big 12 member Arizona State on Wednesday, Jan. 8. Tip from Allen Fieldhouse will be at 8 p.m. (Central) and the game will be televised on ESPN2.

Arizona State leads the overall series with Kansas, 6-5, and the Sun Devils have won the last two meetings. KU is 2-1 against ASU in Allen Fieldhouse.



# BILL SELF

## HEAD COACH

Oklahoma State '85  
22nd Season at Kansas  
32nd Season Overall

**Family:** Cindy (wife), Lauren (daughter),  
Tyler (son), Ella, Phoebe and Jack (grandchildren)

### CAREER RECORD // YEAR-BY-YEAR

| YEAR                          | OVERALL W-L / %     | CONF. W-L / %       | NOTE  |
|-------------------------------|---------------------|---------------------|---|
| <b>ORAL ROBERTS (1993-97)</b> |                     |                     |   |
| 1993-94                       | 6-21 .222           | - -                 | None  |
| 1994-95                       | 10-17 .370          | - -                 | None  |
| 1995-96                       | 18-9 .667           | - -                 | None  |
| 1996-97                       | 21-7 .750           | - -                 | NIT   |
| <b>TULSA (1997-2000)</b>      |                     |                     |   |
| 1997-98                       | 19-12 .613          | 9-5 .643            | 3rd WAC   |
| 1998-99                       | 23-10 .697          | 9-5 .643            | t-1st WAC / NCAA Rnd of 32 (9 seed)                 |
| 1999-00                       | 32-5 .865           | 12-2 .857           | 1st WAC / NCAA Elite Eight (7)                      |
| <b>ILLINOIS (2000-03)</b>     |                     |                     |   |
| 2000-01                       | 27-8 .771           | 13-3 .813           | t-1st Big Ten / NCAA Elite Eight (1 seed)           |
| 2001-02                       | 26-9 .743           | 11-5 .688           | t-1st Big Ten / NCAA Sweet 16 (4)                   |
| 2002-03                       | 25-7 .781           | 11-5 .688           | * 2nd Big Ten / NCAA Rnd of 32 (4)                  |
| <b>KANSAS (2003-present)</b>  |                     |                     |   |
| 2003-04                       | 24-9 .727           | 12-4 .750           | 2nd Big 12 / NCAA Elite Eight (4 seed)              |
| 2004-05                       | 23-7 .767           | 12-4 .750           | t-1st Big 12 / NCAA Rnd of 64 (3)                   |
| 2005-06                       | 25-8 .758           | 13-3 .813           | * t-1st Big 12 / NCAA Rnd of 64 (4)                 |
| 2006-07                       | 33-5 .868           | 14-2 .875           | * 1st Big 12 / NCAA Elite Eight (1)                 |
| 2007-08                       | 37-3 .925           | 13-3 .813           | * t-1st Big 12 / NCAA Champions (1)                 |
| 2008-09                       | 27-8 .771           | 14-2 .875           | 1st Big 12 / NCAA Sweet 16 (3)                      |
| 2009-10                       | 33-3 .917           | 15-1 .938           | * 1st Big 12 / NCAA Rnd of 32 (1)                   |
| 2010-11                       | 35-3 .921           | 14-2 .875           | * 1st Big 12 / NCAA Elite Eight (1)                 |
| 2011-12                       | 32-7 .821           | 16-2 .889           | 1st Big 12 / NCAA Runner-Up (2)                     |
| 2012-13                       | 31-6 .838           | 14-4 .778           | * t-1st Big 12 / NCAA Sweet 16 (1)                  |
| 2013-14                       | 25-10 .714          | 14-4 .778           | 1st Big 12 / NCAA Rnd of 32 (2)                     |
| 2014-15                       | 27-9 .750           | 13-5 .722           | 1st Big 12 / NCAA Rnd of 32 (2)                     |
| 2015-16                       | 33-5 .868           | 15-3 .833           | * 1st Big 12 / NCAA Elite Eight (1)                 |
| 2016-17                       | 31-5 .861           | 16-2 .889           | 1st Big 12 / NCAA Elite Eight (1)                   |
| 2017-18                       | 16-8 .667           | 6-5 .545            |   |
| 2018-19                       | 26-10 .722          | 12-6 .667           | 3rd Big 12 / NCAA Rnd of 32 (4)                     |
| 2019-20                       | 28-3 .903           | 17-1 .944           | 1st in Big 12                                       |
| 2020-21                       | 21-9 .700           | 12-6 .667           | 2nd in Big 12 / NCAA Rnd 32 (3)                     |
| 2021-22                       | 34-6 .850           | 14-4 .778           | * t-1st Big 12 / NCAA Champions (1)                 |
| 2022-23                       | 24-8 .750           | 13-5 .722           | t-1st in Big 12 / NCAA Rnd 32 (1)                   |
| 2023-24                       | 23-11 .676          | 10-8 .556           | 6th in Big 12 / NCAA Rnd 32 (4)                     |
| 2024-25                       | 9-3 .750            | 0-1 .000            |   |
| <b>TOTAL</b>                  | <b>804-251 .762</b> | <b>344-103 .770</b> | <b>29 league titles (20 reg. season, 9 tourney)</b> |
| <b>KANSAS</b>                 | <b>597-146 .803</b> | <b>279-78 .782</b>  | <b>24 Big 12 titles (16 reg. season, 8 tourney)</b> |
| ILLINOIS                      | 78-24 .765          | 35-13 .729          | Three Big Ten titles (2 reg. season, 1 tourney)     |
| TULSA                         | 74-27 .733          | 30-12 .714          | Two WAC titles / 4-2 NCAA tourney record            |
| ORU                           | 55-54 .505          | - -                 |   |

\* - won conference tournament; Note - ORU was independent during Self's tenure, so all games played at ORU were nonconference.

### KANSAS RECORD // HOME-ROAD-NEUTRAL

|                                | W          | L          | %           |
|--------------------------------|------------|------------|-------------|
| HOME (AFH) AT KU               | 321        | 19         | .944        |
| HOME (T-Mobile Center) AT KU * | 11         | 3          | .786        |
| ROAD AT KU                     | 137        | 79         | .634        |
| NEUTRAL AT KU                  | 128        | 45         | .739        |
| <b>TOTAL</b>                   | <b>597</b> | <b>146</b> | <b>.803</b> |

\* Since 2007-08, regular-season games played at T-Mobile Center on the KU season-ticket package are considered home games.

|                                      |               |
|--------------------------------------|---------------|
| In Conference Tournament (at Kansas) | 44-15 (35-10) |
| In NCAA Tournament (at Kansas)       | 53-23 (43-18) |
| In Postseason Play (at Kansas)       | 97-38 (78-28) |
| In Overtime (at Kansas)              | 31-15 (26-11) |

### NATIONAL CHAMPION

2008 & 2022



### CONFERENCE CHAMPION

20 REGULAR SEASON TITLES  
9 TOURNEY TITLES

### HALL OF FAME CLASS OF 2017 INDUCTEE



### TROPHY CASE

- **NCAA Championship titles** (2008, 2022)
- **NCAA Final Four** (2008, 2012, 2022)
- **20 Regular Season Conference Titles:** 2 at Tulsa (1999, 2000); 2 at Illinois (2001, 2002); 16 at Kansas (2005, 2006, 2007, 2008, 2009, 2010, 2011, 2012, 2013, 2014, 2015, 2016, 2017, 2020, 2022, 2023)
- **9 Conference Tournament Titles:** 1 at Illinois (2003); 8 at Kansas (2006, 2007, 2008, 2010, 2011, 2013, 2016, 2022)

### CAREER HONORS

- **Naismith Memorial Basketball Hall of Fame** - Class of 2017 inductee
- **National Coach of the Year** - 2000 (*Sporting News*; Wooden), 2009 (Yahoo! Sports; *Sporting News*; Athlon Sports; CBSSports.com; USBWA; AP; CBS/Chevrolet; ESPN.com), 2012 (*Sporting News*; Adolph Rupp; Naismith), 2016 (AP, Bleacher Report, *USA Today*, NABC)
- **Conference Coach of the Year** - 2000 (WAC), 2006 (Big 12), 2009 (Big 12), 2011 (Big 12), 2012 (co-Big 12), 2015 (Big 12 by AP), 2016 (Big 12 by AP), 2017 (Big 12), 2018 (co-Big 12 and AP)
- **Wooden Award "Legends of Coaching"** - 2013
- **Oklahoma Sports Hall of Fame** - 2013 induction
- **Wayman Tisdale Humanitarian Award** (USBWA) - 2014
- **Mannie Jackson - Basketball's Human Spirit Award** (Naismith Hall of Fame) - 2015
- **Winged Foot Award** (for national champion coach) - 2008, 2022
- **Naismith Coach of the Year Finalist** - 2000, 2001, 2002, 2003, 2009, 2012, 2017

### NOTES

- With the 77-69 win versus Michigan State on Nov. 12, 2024, Bill Self became the winningest head coach in Kansas history, surpassing Phog Allen's 590 mark.
- With the 84-66 win against UNCW on Nov. 19, 2024, Bill Self won his 800th career game.
- Self was named the eighth coach in Kansas basketball history on April 21, 2003.
- In September 2017, Self was inducted into the Naismith Memorial Basketball Hall of Fame in Springfield, Massachusetts.
- Self earned career win No. 800 with an 84-66 win over UNCW on Nov. 19, 2024. Self is the fourth-fastest coach of all time to reach the 800-win milestone and just the 16th ever to reach the feat.
- Self won his 700th career game on Feb. 8, 2020, with KU's 60-46 win at TCU. He became the 31st coach in NCAA Division I to accomplish the feat, the second youngest and the sixth fastest.
- While at Kansas, Self has won two national championships (2008, 2022), 16 regular-season Big 12 Conference titles, including a KU- and NCAA-record-tying 13-straight titles from 2005-17, and eight league tournament titles.
- At Kansas, Self has won 16 regular-season league titles with just 18 losses in Allen Fieldhouse. With KU's win versus Siena (11/18/16), Self became the winningest coach in Allen Fieldhouse, posting his 207th victory in the venue.
- In his first trip to the Final Four in 2008, Self's Kansas team won the title. Self is one of two active coaches in NCAA Division I to have won multiple national titles (Rick Pitino) and one of 16 all-time with multiple titles.
- While at Kansas, he has coached 13 NBA Lottery selections including Andrew Wiggins and Joel Embiid, the No. 1 and No. 3 overall selections in the 2014 NBA Draft. Wiggins was the second-ever Jayhawk to go No. 1 with the other being Danny Manning in 1988.
- Self has guided his teams to 23-win seasons in 24 of the last 26 seasons dating back to 1998-99.
- Self's teams have won 20 regular-season league crowns in the last 25 years. His teams have never finished lower than third in the conference.
- Self's 10 career 30-win seasons are tied for third most in NCAA history - Mike Krzyzewski (16), Roy Williams (12), John Calipari (10); and is tied for No. 1 on the active coaches' list. Nine of his 10 30-win seasons have been at Kansas.
- Self was the head coach for Team USA's U18 team that competed and won gold at the 2018 FIBA Americas Championship held in St. Catharines, Canada, in the summer of 2018.
- Self is one of five coaches in NCAA Division I history to have led three different teams - Tulsa, Illinois and Kansas - to the NCAA Elite Eight, including eight times with KU (2004-07-08-11-12-16-17-22). The other coaches are: Gene Bartow, John Calipari, Rick Pitino and Eddie Sutton.
- A 1985 graduate of Oklahoma State, Self began his coaching career as a graduate assistant at Kansas in 1985-86 under head coach Larry Brown. He then returned to his alma mater as an assistant for seven seasons under coaches Leonard Hamilton and Eddie Sutton. His first head coaching job was at Oral Roberts in 1993-94, then Tulsa (1997-98), Illinois (2000-03) and Kansas (2003-present).



BILL SELF NOTABLES

- Two NCAA Championships, three Final Four Appearances, 12 Sweet 16 Appearances, seven Elite Eight Appearances.
- Twenty Conference Regular-Season Championships (2 at Tulsa; 2 at Illinois; 16 at Kansas).
- Nine Conference Tournament Championships (1 at Illinois; 8 at Kansas).
- One of six coaches in NCAA history to advance three different schools to the NCAA Tournament Elite Eight.
- 13-Straight Big 12 Conference regular-season titles (2005-17), tying an NCAA record.
- KU has won 16 of the Big 12's 27 regular-season titles under Self.
- Ten 30-win seasons, which is tied for third most in NCAA Division I history (tied for most amongst active head coaches).
- 321-19 (94.4%) record in Allen Fieldhouse; has seven undefeated seasons in Allen Fieldhouse.
- Class of 2017 for the Naismith Memorial Basketball Hall of Fame.
- Winged Foot Award – 2008 and 2022
- Wooden Award Legends of Coaching – 2013
- V Foundation Dick Vitale Gala Honoree – 2013
- Oklahoma Sports Hall of Fame – 2013
- Wayman Tisdale Humanitarian Award (USBWA) – 2014
- Mannie Jackson – Basketball's Human Spirit Award (Naismith Basketball Hall of Fame) – 2015
- National Coach of the Year – 2000, 2009, 2012, 2016
- Naismith Coach of the Year Finalist (Atlanta Tipoff Club) – 2000, 2001, 2002, 2003, 2009, 2012, 2016, 2017
- Conference Coach of the Year (9) – 2000, 2006, 2009, 2011, 2012, 2015, 2016, 2017, 2018
- Has coached over 85 all-conference performers while at Kansas
- 10 Conference Players of the Year, eight Big 12 Defensive Players of the Years, three Big 12 Freshman(s) of the Year, one Big 12 Sixth Man of the Year, two Big 12 Newcomers of the Year, three Big 12 Scholar-Athletes of the Year and two Big 12 Most Improved Player.
- Has coached 20 Consensus All-Americans (first or second team), three national players of the year and three national defensive players of the year.
- Under Self, Kansas has had 54 Academic All-Big 12 honorees, including Academic All-Americans Cole Aldrich and Tyrel Reed. Aldrich was the 2010 Academic All-American of the Year.
- Original member of the NCAA Men's Basketball Oversight Committee.
- Member of the USA Basketball Competition Committee.
- Board member of the National Association of Basketball Coaches (NABC) and was president in 2017-18.
- Ninth-fastest coach to reach 600 career wins in NCAA Division I.
- His 654 wins in his first 25 seasons rank second most in NCAA history for coaches in their first 25 seasons.
- Also in his first 25 seasons, Self's 76.5 winning percentage (654-201) is fifth best in NCAA history for coaches in their first 25 seasons.
- Self has had 20 NBA Draft first-round selections, including the overall No. 1 draftee, Andrew Wiggins, in 2014.



SELF AS HEAD COACH

Oral Roberts (55-54, .505)

| Year    | W  | L  | Pct. | League Finish/Postseason |
|---------|----|----|------|--------------------------|
| 1993-94 | 6  | 21 | .222 | None                     |
| 1994-95 | 10 | 17 | .370 | None                     |
| 1995-96 | 18 | 9  | .667 | None                     |
| 1996-97 | 21 | 7  | .750 | NIT                      |

Tulsa (74-27, .733)

| Year    | W  | L  | Pct. | League Finish/Postseason    |
|---------|----|----|------|-----------------------------|
| 1997-98 | 19 | 12 | .613 | (9-5) Third/None            |
| 1998-99 | 23 | 10 | .697 | (9-5) T-1st/NCAA 2nd Round  |
| 1999-00 | 32 | 5  | .865 | (12-2) 1st/NCAA Elite Eight |

Illinois (78-24, .764)

| Year    | W  | L | Pct. | League Finish/Postseason      |
|---------|----|---|------|-------------------------------|
| 2000-01 | 27 | 8 | .771 | (13-3) T-1st/NCAA Elite Eight |
| 2001-02 | 26 | 9 | .743 | (11-5) T-1st/NCAA Sweet 16    |
| 2002-03 | 25 | 7 | .714 | (11-5) 2nd/NCAA 2nd Round     |

Kansas (597-146, .803)

| Year    | W   | L   | Pct. | League Finish/Postseason     |
|---------|-----|-----|------|------------------------------|
| 2003-04 | 24  | 9   | .727 | (12-4) 2nd/NCAA Elite Eight  |
| 2004-05 | 23  | 7   | .767 | (12-4) T-1st/NCAA 1st Round  |
| 2005-06 | 25  | 8   | .758 | (13-3) T-1st/NCAA 1st Round  |
| 2006-07 | 33  | 5   | .868 | (14-2) 1st/NCAA Elite Eight  |
| 2007-08 | 37  | 3   | .925 | (13-3) T-1st/NCAA CHAMPIONS  |
| 2008-09 | 27  | 8   | .771 | (14-2) 1st/NCAA Sweet 16     |
| 2009-10 | 33  | 3   | .917 | (15-1) 1st/NCAA 2nd Round    |
| 2010-11 | 35  | 3   | .921 | (14-2) 1st/NCAA Elite Eight  |
| 2011-12 | 32  | 7   | .821 | (16-2) 1st/NCAA Runner-Up    |
| 2012-13 | 31  | 6   | .839 | (14-4) T-1st/NCAA Sweet 16   |
| 2013-14 | 25  | 10  | .714 | (14-3) 1st/NCAA 3rd Round    |
| 2014-15 | 27  | 9   | .771 | (13-5) 1st/NCAA 3rd Round    |
| 2015-16 | 33  | 5   | .868 | (15-3) 1st/NCAA Elite Eight  |
| 2016-17 | 31  | 5   | .861 | (16-2) 1st/NCAA Elite Eight  |
| 2017-18 | 16  | 8   | .667 | (6-5)                        |
| 2018-19 | 26  | 10  | .722 | (12-6) 3rd/NCAA 2nd Round    |
| 2019-20 | 28  | 3   | .901 | (17-1) 1st                   |
| 2020-21 | 21  | 9   | .700 | (12-6) 2nd/ NCAA 2nd Round   |
| 2021-22 | 34  | 6   | .850 | (14-4) 1st/NCAA CHAMPIONS    |
| 2022-23 | 28  | 8   | .777 | (13-5) 1st/NCAA 2nd Round    |
| 2023-24 | 23  | 11  | .676 | (10-8) T-5th /NCAA 2nd Round |
| 2024-25 | 9   | 3   | .750 |                              |
| Totals  | 804 | 251 | .762 |                              |

Self's Career Win-Loss Breakdown

|  |               |
|--|---------------|
| Overall  | 804-251       |
| At Home  | 321-19        |
| On Road  | 180-141       |
| Neutral  | 170-59        |
| Conference Games   | 316-93        |
| At Home  | 187-15        |
| On Road  | 134-72        |
| Neutral  | 1-0           |
| Non Conference Games   | 432-146       |
| At Home  | 233-27        |
| On Road  | 45-60         |
| Neutral  | 169-57        |
| At Kansas  | 597-146       |
| At Home in Allen Fieldhouse  | 321-19        |
| At Home in T-Mobile Center (since 2007-08)   | 11-3          |
| On Road  | 137-79        |
| Neutral  | 128-45        |
| Conference Regular Season Titles   | 20            |
| (1999, 2000, 01, 02, 05, 06, 07, 08, 09, 10, 11, 12, 13, 14, 15, 16, 17, 20, 22, 23) |               |
| Conference Postseason Tournament Championships                                       | 9             |
| (Illinois: 03; Kansas: 06, 07, 08, 10, 11, 13, 16, 22)                               |               |
| In Conference Tournament (at Kansas)   | 44-15 (35-10) |
| In NCAA Tournament (at Kansas)   | 53-23 (43-18) |
| In Postseason Play (at Kansas)   | 96-36 (77-26) |
| In Overtime (at Kansas)  | 31-15 (26-11) |

Note - Oral Roberts was independent during Self's tenure so all games played at ORU were non-conference.

## Self vs. Opponents (All-Time)

### Opponent ..... Overall

|                             |       |
|-----------------------------|-------|
| Air Force .....             | 1-1   |
| Alaska-Fairbanks .....      | 1-0   |
| Albany .....                | 1-0   |
| Alcorn State .....          | 3-0   |
| American .....              | 1-0   |
| Appalachian State .....     | 1-0   |
| Arizona .....               | 3-5   |
| Arizona State .....         | 0-2   |
| Arkansas .....              | 3-4   |
| Arkansas-Pine Bluff .....   | 2-0   |
| Auburn .....                | 0-1   |
| Austin Peay .....           | 1-0   |
| Ball State .....            | 1-0   |
| Baptist Christian .....     | 1-0   |
| Baylor .....                | 28-10 |
| Belmont .....               | 2-0   |
| Binghamton .....            | 1-0   |
| Boston .....                | 1-0   |
| Boston College .....        | 3-0   |
| Bradley .....               | 0-1   |
| Brigham Young .....         | 3-2   |
| Brown .....                 | 1-0   |
| Bucknell .....              | 0-1   |
| California .....            | 3-0   |
| Cal Poly .....              | 1-1   |
| Cal Santa Barbara .....     | 1-0   |
| Cal St. Northridge .....    | 2-0   |
| Cal St. Sacramento .....    | 2-0   |
| Centenary .....             | 1-0   |
| Central Arkansas .....      | 1-0   |
| Chaminade .....             | 4-0   |
| Charlotte .....             | 2-0   |
| Chattanooga .....           | 2-0   |
| Cincinnati .....            | 2-1   |
| Cleveland State .....       | 1-1   |
| College of Charleston ..... | 1-0   |
| Colorado .....              | 19-1  |
| Colorado State .....        | 2-1   |
| Connecticut .....           | 2-0   |
| Coppin State .....          | 2-0   |
| Cornell .....               | 1-0   |
| Creighton .....             | 4-4   |
| Dartmouth .....             | 1-0   |
| Davidson .....              | 2-1   |
| Dayton .....                | 2-1   |
| Delaware State .....        | 1-0   |
| DePaul .....                | 1-1   |
| Detroit .....               | 2-0   |
| Duke .....                  | 4-4   |
| Duquesne .....              | 1-0   |
| East Tennessee State .....  | 1-0   |
| Eastern Illinois .....      | 3-2   |
| Eastern Kentucky .....      | 1-0   |
| Eastern Michigan .....      | 1-0   |
| Eastern Washington .....    | 2-0   |
| Florida .....               | 2-1   |
| Florida Atlantic .....      | 2-0   |
| Florida Gulf Coast .....    | 1-0   |
| Fresno State .....          | 2-4   |
| Furman .....                | 1-0   |
| Georgetown .....            | 3-0   |
| George Mason .....          | 1-0   |

### Opponent ..... Overall

|                           |       |
|---------------------------|-------|
| Georgia .....             | 1-0   |
| Georgia State .....       | 1-0   |
| Georgia Tech .....        | 3-1   |
| Gonzaga .....             | 1-2   |
| Hampton .....             | 2-0   |
| Harvard .....             | 2-0   |
| Hawaii .....              | 3-1   |
| Hofstra .....             | 1-0   |
| Holy Cross .....          | 1-0   |
| Houston .....             | 1-2   |
| Howard .....              | 3-0   |
| Huston-Tillotson .....    | 2-0   |
| Illinois .....            | 1-0   |
| Illinois-Chicago .....    | 3-1   |
| Illinois State .....      | 1-0   |
| Indiana .....             | 6-4   |
| Indiana State .....       | 1-1   |
| Iona .....                | 2-0   |
| Iowa .....                | 2-2   |
| Iowa State .....          | 34-12 |
| Jackson State .....       | 2-0   |
| John Brown .....          | 1-0   |
| Kansas .....              | 1-1   |
| Kansas City .....         | 8-1   |
| Kansas State .....        | 38-8  |
| Kent State .....          | 2-0   |
| Kentucky .....            | 9-6   |
| Lafayette .....           | 1-0   |
| La Salle .....            | 1-0   |
| Lehigh .....              | 2-0   |
| Lindenwood .....          | 1-0   |
| Long Beach State .....    | 2-0   |
| Longwood .....            | 1-0   |
| Louisiana-Lafayette ..... | 2-0   |
| Louisiana-Monroe .....    | 2-0   |
| Loyola-Chicago .....      | 1-0   |
| Loyola (Md.) .....        | 2-0   |
| Loyola Marymount .....    | 1-0   |
| LSU .....                 | 0-1   |
| Maine .....               | 1-0   |
| Manhattan .....           | 1-0   |
| Marquette .....           | 2-1   |
| Marshall .....            | 1-0   |
| Maryland .....            | 2-1   |
| Massachusetts .....       | 0-1   |
| Memphis .....             | 3-1   |
| Miami .....               | 2-0   |
| Miami (Ohio) .....        | 2-0   |
| Michigan .....            | 8-1   |
| Michigan State .....      | 9-7   |
| Middle Tennessee .....    | 0-2   |
| Milwaukee .....           | 1-0   |
| Minnesota .....           | 7-0   |
| Mississippi .....         | 0-2   |
| Mississippi Valley .....  | 1-1   |
| Missouri .....            | 21-5  |
| Missouri State .....      | 2-0   |
| Monmouth .....            | 1-0   |
| Montana .....             | 3-0   |
| Montevallo .....          | 1-0   |
| Morgan State .....        | 1-0   |
| Nebraska .....            | 23-1  |

### Opponent ..... Overall

|                              |       |
|------------------------------|-------|
| Nevada .....                 | 2-2   |
| New Mexico .....             | 1-1   |
| New Mexico State .....       | 3-0   |
| New Orleans .....            | 1-0   |
| Niagara .....                | 1-0   |
| North Carolina .....         | 6-1   |
| North Carolina Central ..... | 1-0   |
| North Carolina State .....   | 3-0   |
| North Dakota .....           | 1-0   |
| North Dakota State .....     | 3-0   |
| North Texas .....            | 4-0   |
| Northeastern .....           | 1-0   |
| Northern Colorado .....      | 1-0   |
| Northeast Louisiana .....    | 2-0   |
| Northeastern Illinois .....  | 1-1   |
| Northern Arizona .....       | 4-0   |
| Northern Colorado .....      | 1-0   |
| Northern Iowa .....          | 1-2   |
| Northwestern .....           | 4-0   |
| Northwestern State .....     | 2-0   |
| Notre Dame .....             | 0-2   |
| Oakland .....                | 4-0   |
| Ohio .....                   | 2-0   |
| Ohio State .....             | 6-3   |
| Oklahoma .....               | 28-8  |
| Oklahoma State .....         | 28-14 |
| Omaha .....                  | 3-0   |
| Oral Roberts .....           | 2-2   |
| Oregon .....                 | 1-1   |
| Oregon State .....           | 3-0   |
| Pacific .....                | 2-0   |
| Penn State .....             | 3-1   |
| Pennsylvania .....           | 1-0   |
| Pepperdine .....             | 1-1   |
| Portland State .....         | 1-0   |
| Providence .....             | 1-0   |
| Purdue .....                 | 6-2   |
| Radford .....                | 1-0   |
| Rhode Island .....           | 3-0   |
| Rider .....                  | 1-0   |
| Rice .....                   | 6-3   |
| Richmond .....               | 2-1   |
| Rockhurst .....              | 1-0   |
| Saint Louis .....            | 1-0   |
| Saint Joseph's .....         | 4-1   |
| Sam Houston State .....      | 2-1   |
| San Diego State .....        | 4-1   |
| San Jose State .....         | 5-0   |
| Seton Hall .....             | 3-0   |
| Siena .....                  | 2-0   |
| SMU .....                    | 6-2   |
| South Carolina .....         | 2-0   |
| South Dakota State .....     | 1-0   |
| South Florida .....          | 1-0   |
| SE Missouri State .....      | 2-0   |
| Southern Illinois .....      | 2-4   |
| Southern Mississippi .....   | 1-0   |
| Southern Utah .....          | 6-0   |
| South Dakota .....           | 1-0   |
| St. John's .....             | 1-0   |
| Stanford .....               | 4-2   |

### Opponent ..... Overall

|                           |       |
|---------------------------|-------|
| Stephen F. Austin .....   | 3-1   |
| Stony Brook .....         | 1-0   |
| Syracuse .....            | 1-1   |
| Tarleton State .....      | 1-0   |
| TCU .....                 | 29-8  |
| Temple .....              | 4-1   |
| Tennessee .....           | 6-3   |
| Tennessee-Martin .....    | 1-1   |
| Tennessee State .....     | 2-0   |
| Tennessee Tech .....      | 5-2   |
| Texas .....               | 27-14 |
| Texas A&M .....           | 12-3  |
| Texas A&M-CC .....        | 2-0   |
| Texas Arlington .....     | 1-0   |
| Texas-San Antonio .....   | 4-0   |
| Texas Southern .....      | 4-0   |
| Texas State .....         | 2-1   |
| Texas Tech .....          | 30-10 |
| Toledo .....              | 3-0   |
| Towson .....              | 3-0   |
| Tulane .....              | 1-0   |
| Tulsa .....               | 1-3   |
| UAB .....                 | 3-1   |
| UCLA .....                | 4-1   |
| UC Davis .....            | 1-0   |
| UCF .....                 | 0-1   |
| UC Irvine .....           | 1-0   |
| UC Santa Barbara .....    | 1-0   |
| UNCW .....                | 1-0   |
| UNLV .....                | 5-2   |
| UNC Asheville .....       | 1-0   |
| UNCG .....                | 1-0   |
| USC .....                 | 4-1   |
| Utah .....                | 1-1   |
| UTEP .....                | 5-0   |
| Valparaiso .....          | 2-1   |
| Vanderbilt .....          | 1-0   |
| VCU .....                 | 0-1   |
| Vermont .....             | 3-0   |
| Villanova .....           | 5-5   |
| Wake Forest .....         | 1-0   |
| Washburn .....            | 3-0   |
| Washington .....          | 1-1   |
| Washington State .....    | 1-1   |
| West Virginia .....       | 19-8  |
| Western Illinois .....    | 3-0   |
| Western Kentucky .....    | 2-2   |
| Wichita State .....       | 3-2   |
| Winston-Salem State ..... | 1-0   |
| Wisconsin .....           | 4-2   |
| Wisconsin-Milwaukee ..... | 2-0   |
| Wofford .....             | 1-0   |
| Wyoming .....             | 1-1   |
| Yale .....                | 3-0   |

FIRST-ROUND DRAFT PICKS  
UNDER SELF

|                 |                       |
|-----------------|-----------------------|
| 2002            |                       |
| Frank Williams* | Denver Nuggets        |
| 2003            |                       |
| Brian Cook*     | Los Angeles Lakers    |
| 2005            |                       |
| Luther Head*    | Houston Rockets       |
| Wayne Simien    | Denver Nuggets        |
| Deron Williams* | Denver Nuggets        |
| 2007            |                       |
| Julian Wright   | New Orleans Hornets   |
| 2008            |                       |
| Darrell Arthur  | Memphis Grizzlies     |
| Brandon Rush    | Indiana Pacers        |
| 2010            |                       |
| Cole Aldrich    | Oklahoma City Thunder |
| Xavier Henry    | Memphis Grizzlies     |
| 2011            |                       |
| Marcus Morris   | Houston Rockets       |
| Markieff Morris | Phoenix Suns          |
| 2012            |                       |
| Thomas Robinson | Sacramento Kings      |
| 2013            |                       |
| Ben McLemore    | Sacramento Kings      |
| 2014            |                       |
| Andrew Wiggins  | Cleveland Cavaliers   |
| Joel Embiid     | Philadelphia 76ers    |
| 2015            |                       |
| Kelly Oubre Jr. | Atlanta Hawks         |
| 2017            |                       |
| Josh Jackson    | Phoenix Suns          |
| 2020            |                       |
| Udoka Azubuike  | Utah Jazz             |
| 2022            |                       |
| Ochai Agbaji    | Cleveland Cavaliers   |
| Christian Braun | Denver Nuggets        |
| 2023            |                       |
| Gradey Dick     | Toronto Raptors       |

\*Played for Self at Illinois





# SELF'S COLLEGIATE PLAYER HONORS AT KANSAS

## ALL-AMERICANS

### Consensus First Team Selections

|      |                                    |
|------|------------------------------------|
| 2005 | Wayne Simien (Leavenworth, Kan.)   |
| 2010 | Sherron Collins (Chicago, Ill.)    |
| 2012 | Thomas Robinson (Washington, D.C.) |
| 2017 | Frank Mason III (Petersburg, Va.)  |
| 2018 | Devonte' Graham (Raleigh, N.C.)    |
| 2022 | Ochai Agbaji (Kansas City, Mo.)    |
| 2023 | Jalen Wilson (Denton, Texas)       |

### Consensus Second Team Selections

|      |                  |
|------|------------------|
| 2009 | Sherron Collins  |
| 2010 | Cole Aldrich     |
| 2011 | Marcus Morris    |
| 2013 | Ben McLemore     |
|      | Jeff Withey      |
| 2014 | Andrew Wiggins   |
| 2017 | Perry Ellis      |
| 2020 | Udoka Azubuike   |
|      | Devon Dotson     |
| 2024 | Hunter Dickinson |

### OTHER FIRST TEAM SELECTIONS

|      |   |
|------|---|
| 2007 | Brandon Rush (Kansas City, Mo.)           |
| 2008 | Brandon Rush (Kansas City, Mo.)           |
| 2011 | Marcus Morris (Philadelphia, Pa.)         |
| 2013 | Ben McLemore (St. Louis, Mo.)             |
| 2014 | Andrew Wiggins (Vaughan, Ontario, Canada) |
| 2016 | Perry Ellis (Wichita, Kan.)               |
| 2017 | Josh Jackson (Detroit, Mich.)             |
| 2020 | Udoka Azubuike (Delta, Nigeria)           |
|      | Devon Dotson (Charlotte, N.C.)            |

## ACADEMIC ALL-AMERICANS

|      |                                     |
|------|-------------------------------------|
| 2010 | **Cole Aldrich (Bloomington, Minn.) |
| 2011 | Tyrel Reed (Burlington, Kan.)       |

*\*\*Academic All-American of the Year; First Team Honorees unless indicated*

## JOHN R. WOODEN AWARD

|      |                                   |
|------|-----------------------------------|
| 2017 | Frank Mason III (Petersburg, Va.) |
|------|-----------------------------------|

## ASSOCIATED PRESS PLAYER OF THE YEAR

|      |                                   |
|------|-----------------------------------|
| 2017 | Frank Mason III (Petersburg, Va.) |
|------|-----------------------------------|

## NAISMITH AWARD

|      |                                   |
|------|-----------------------------------|
| 2017 | Frank Mason III (Petersburg, Va.) |
|------|-----------------------------------|

## NABC PLAYER OF THE YEAR

|      |                                   |
|------|-----------------------------------|
| 2003 | Nick Collison (Iowa Falls, Iowa)  |
| 2017 | Frank Mason III (Petersburg, Va.) |

## LUTE OLSON PLAYER OF THE YEAR (COLLEGEINSIDER.COM)

|      |                                 |
|------|---------------------------------|
| 2010 | Sherron Collins (Chicago, Ill.) |
|------|---------------------------------|

## OSCAR ROBERTSON TROPHY (USBWA)

|      |                                   |
|------|-----------------------------------|
| 2017 | Frank Mason III (Petersburg, Va.) |
|------|-----------------------------------|

## FRANCES POMEROY NAISMITH AWARD

|      |                                 |
|------|---------------------------------|
| 2010 | Sherron Collins (Chicago, Ill.) |
| 2023 | Jalen Wilson (Denton, Texas)    |

## ESPN.COM PLAYER OF THE YEAR

|      |                                    |
|------|------------------------------------|
| 2012 | Thomas Robinson (Washington, D.C.) |
|------|------------------------------------|

## ESPN.COM DEFENSIVE PLAYER OF THE YEAR

|      |                                |
|------|--------------------------------|
| 2020 | Marcus Garrett (Dallas, Texas) |
|------|--------------------------------|

## BOB COUSY AWARD (NAISMITH HOF)

|      |                                   |
|------|-----------------------------------|
| 2017 | Frank Mason III (Petersburg, Va.) |
|------|-----------------------------------|

## JULIUS ERVING AWARD (NAISMITH HOF)

|      |                              |
|------|------------------------------|
| 2023 | Jalen Wilson (Denton, Texas) |
|------|------------------------------|

## NATIONAL DEFENSIVE PLAYER OF THE YEAR (NABC)

|      |  |
|------|--|
| 2013 | Jeff Withey (co-Defensive POY) (San Diego, Calif.) |
| 2020 | Udoka Azubuike (Delta, Nigeria)                    |

## NCAA TOURNAMENT MOST OUTSTANDING PLAYER

|      |                                    |
|------|------------------------------------|
| 2008 | Mario Chalmers (Anchorage, Alaska) |
| 2022 | Ochai Agbaji (Kansas City, Mo.)    |

## NCAA ALL-TOURNAMENT TEAM (R — Regional; FF — Final Four)

|      |   |
|------|---|
| 2004 | Aaron Miles (Portland, Ore.), R           |
|      | Wayne Simien (Leavenworth, Kan.), R       |
| 2007 | Brandon Rush (Kansas City, Mo.), R        |
|      | Julian Wright (Chicago Heights, Ill.), R  |
| 2008 | Darrell Arthur (Dallas, Texas), FF        |
|      | Mario Chalmers (Anchorage, Alaska), R, FF |
|      | Sasha Kaun (Melbourne, Fla), R            |
|      | Brandon Rush (Kansas City, Mo.), R, FF    |
| 2009 | Cole Aldrich (Bloomington, Minn.), R      |
| 2011 | Marcus Morris (Philadelphia, Pa.), R      |
| 2012 | Thomas Robinson (Washington, D.C.), R, FF |
|      | Tyshawn Taylor (Hoboken, N.J.), R, FF     |
|      | Jeff Withey (San Diego, Calif.), R        |
| 2013 | Ben McLemore (St. Louis, Mo.), R          |
| 2017 | Josh Jackson (Detroit, Mich), R           |
| 2017 | Frank Mason III (Petersburg, Va.), R      |
| 2018 | Devonte' Graham (Raleigh, N.C.), R        |
|      | Malik Newman (Jackson, Miss.), R          |
| 2022 | Ochai Agbaji (Kansas City, Mo.) R, FF     |
|      | David McCormack (Norfolk, Va.) R, FF      |

## REGIONAL MOST OUTSTANDING PLAYER

|      |                                    |
|------|------------------------------------|
| 2012 | Thomas Robinson (Washington, D.C.) |
| 2018 | Malik Newman (Jackson, Miss.)      |
| 2022 | Remy Martin (Burbank, Calif.)      |

## BIG 12 PLAYER OF THE YEAR

|      |                 |
|------|-----------------|
| 2005 | Wayne Simien    |
| 2011 | Marcus Morris   |
| 2012 | Thomas Robinson |
| 2017 | Frank Mason III |
| 2018 | Devonte' Graham |
| 2020 | Udoka Azubuike  |
| 2022 | Ochai Agbaji    |
| 2023 | Jalen Wilson    |

## BIG 12 NEWCOMER OF THE YEAR

|      |                  |
|------|------------------|
| 2006 | Brandon Rush     |
| 2014 | Andrew Wiggins   |
| 2017 | Josh Jackson     |
| 2018 | Malik Newman     |
| 2019 | Dedric Lawson    |
| 2021 | David McCormack  |
| 2024 | Hunter Dickinson |

## BIG 12 DEFENSIVE PLAYER OF THE YEAR

|      |                   |
|------|-------------------|
| 2007 | co-Mario Chalmers |
| 2009 | co-Cole Aldrich   |
| 2010 | Cole Aldrich      |
| 2012 | Jeff Withey       |
| 2013 | Jeff Withey       |
| 2014 | Joel Embiid       |
| 2020 | Marcus Garrett    |
| 2023 | Dajuan Harris Jr. |

## BIG 12 SIXTH MAN AWARD

|      |                 |
|------|-----------------|
| 2008 | Sherron Collins |
|------|-----------------|

## BIG 12 ALL-NEWCOMER TEAM

|      |                  |
|------|------------------|
| 2006 | Mario Chalmers   |
|      | Brandon Rush     |
|      | Julian Wright    |
| 2007 | Darrell Arthur   |
|      | Sherron Collins  |
| 2009 | Marcus Morris    |
|      | Tyshawn Taylor   |
| 2010 | Xavier Henry     |
| 2013 | Ben McLemore     |
| 2014 | Joel Embiid      |
|      | Andrew Wiggins   |
| 2015 | Kelly Oubre Jr.  |
| 2017 | Josh Jackson     |
| 2018 | Malik Newman     |
| 2019 | Dedric Lawson    |
| 2021 | Jalen Wilson     |
| 2023 | Gradey Dick      |
| 2024 | Hunter Dickinson |

\*Formally named rookie, started in 2006

## BIG 12 ALL-FRESHMAN TEAM

|      |                 |
|------|-----------------|
| 2019 | Devon Dotson    |
| 2020 | Christian Braun |
| 2022 | K.J. Adams      |
| 2023 | Gradey Dick     |
| 2024 | Johnny Furphy   |

\*started in 2019

## BIG 12 ALL-DEFENSIVE TEAM

|      |                    |
|------|--------------------|
| 2006 | Mario Chalmers     |
|      | Russell Robinson   |
| 2007 | Mario Chalmers     |
|      | Russell Robinson   |
| 2008 | Mario Chalmers     |
|      | Russell Robinson   |
| 2009 | Cole Aldrich       |
| 2010 | Cole Aldrich       |
| 2011 | Brady Morningstar  |
| 2012 | Jeff Withey        |
| 2013 | Travis Releford    |
|      | Jeff Withey        |
| 2016 | Frank Mason III    |
|      | Devonte' Graham    |
| 2019 | Marcus Garrett     |
| 2020 | Udoka Azubuike     |
|      | Marcus Garrett     |
| 2021 | Jalen Wilson       |
| 2022 | Dajuan Harris Jr.  |
| 2023 | Dajuan Harris Jr.  |
|      | Kevin McCullar Jr. |
| 2024 | Dajuan Harris Jr.  |

\*started in 2006

SELF’S COLLEGIATE PLAYER HONORS AT KANSAS (CONT.)

BIG 12 MOST IMPROVED PLAYER

|      |                 |
|------|-----------------|
| 2022 | David McCormack |
| 2023 | KJ Adams        |

ACADEMIC ALL-BIG 12

|      |                       |
|------|-----------------------|
| 2004 | Christian Moody       |
|      | Brett Olson           |
| 2005 | Aaron Miles           |
|      | Christian Moody       |
| 2006 | Jeremy Case           |
|      | Sasha Kaun            |
|      | Christian Moody       |
|      | Moulaye Niang         |
|      | Steven Vinson         |
| 2007 | Sasha Kaun            |
| 2008 | Jeremy Case           |
|      | Sasha Kaun            |
| 2009 | Matt Kleinmann        |
|      | Tyrel Reed            |
| 2010 | Cole Aldrich          |
|      | Tyrel Reed            |
| 2011 | Tyrel Reed            |
| 2012 | Jordan Juennemann     |
| 2015 | Perry Ellis           |
|      | Christian Garrett     |
| 2016 | Perry Ellis           |
|      | Evan Manning          |
|      | Sviatoslav Mykhailiuk |
| 2017 | Dwight Coleby Jr.     |
|      | Landen Lucas          |
|      | Tyler Self            |
| 2018 | Clay Young            |
| 2019 | Udoka Azubuike        |
|      | Charlie Moore         |
| 2020 | David McCormack       |
|      | Udoka Azubuike        |
| 2021 | David McCormack       |
|      | Christian Braun       |
| 2022 | David McCormack       |
|      | Christian Braun       |
|      | Michael Jankovich     |
|      | Dajuan Harris Jr.     |
|      | Jalen Wilson          |
| 2023 | Bobby Pettiford Jr.   |
|      | Zach Clemence         |
|      | Michael Jankovich     |
|      | Jalen Wilson          |
|      | Dajuan Harris Jr.     |
|      | KJ Adams              |
| 2024 | Patrick Cassidy*      |
|      | Wilder Evers*         |
|      | Dajuan Harris Jr.*    |
|      | Michael Jankovich*    |
|      | Dillon Wilhite*       |
|      | KJ Adams              |
|      | Kevin McCullar Jr.    |

\*First team selections

BIG 12 MEN’S BASKETBALL SCHOLAR-ATHLETE OF THE YEAR

|      |                 |
|------|-----------------|
| 2015 | Perry Ellis     |
| 2016 | Perry Ellis     |
| 2022 | David McCormack |

\*Started in 2014

PRENTICE GAUTT POSTGRADUATE SCHOLARSHIP AWARD

|      |                 |
|------|-----------------|
| 2006 | Christian Moody |
|------|-----------------|

BIG 12 GERALD LAGE ACADEMIC AWARD

|      |                 |
|------|-----------------|
| 2024 | Patrick Cassidy |
|------|-----------------|

ACADEMIC ALL-BIG 12 ROOKIE TEAM

|      |                  |
|------|------------------|
| 2013 | Perry Ellis      |
|      | Evan Manning     |
|      | Tyler Self       |
|      | Andrew White III |
| 2014 | Conner Frankamp  |
| 2015 | Kelly Oubre Jr.  |
|      | Josh Pollard     |
| 2016 | Lagerald Vick    |
| 2017 | Udoka Azubuike   |
| 2019 | Quentin Grimes   |
|      | David McCormack  |
| 2022 | K.J. Adams Jr.   |
|      | Zach Clemence    |
|      | Bobby Pettiford  |
| 2023 | Gradey Dick      |
|      | MJ Rice          |
|      | Zuby Ejiofor     |
| 2024 | Johnny Furphy    |
|      | Jamari McDowell  |

CONFERENCE MALE ATHLETE OF THE YEAR

|      |                 |
|------|-----------------|
| 2017 | Frank Mason III |
| 2022 | Ochai Agbaji    |

BIG 12 10TH ANNIVERSARY TEAM

|      |               |
|------|---------------|
| 2007 | Nick Collison |
|      | Kirk Hinrich  |

KANSAS WOODEN AWARD ALL-AMERICANS

|      |                              |
|------|------------------------------|
| 2005 | Wayne Simien                 |
| 2007 | Brandon Rush                 |
| 2008 | Brandon Rush                 |
| 2010 | Sherron Collins              |
| 2011 | Marcus Morris                |
| 2012 | Thomas Robinson              |
| 2013 | Ben McLemore                 |
| 2014 | Andrew Wiggins               |
| 2016 | Perry Ellis                  |
| 2017 | Frank Mason III              |
|      | (Wooden Award recipient)     |
| 2017 | Josh Jackson                 |
| 2018 | Devonte’ Graham              |
| 2020 | Udoka Azubuike, Devon Dotson |
| 2022 | Ochai Agbaji                 |
| 2023 | Jalen Wilson                 |
| 2024 | Hunter Dickinson             |

ALL-BIG 12 (First Team)

|      |                 |
|------|-----------------|
| 2004 | Wayne Simien    |
| 2005 | Wayne Simien    |
| 2006 | Brandon Rush    |
| 2007 | Brandon Rush    |
|      | Julian Wright   |
| 2008 | Brandon Rush    |
|      | Darrell Arthur  |
| 2009 | Cole Aldrich    |
|      | Sherron Collins |
| 2010 | Cole Aldrich    |
|      | Sherron Collins |
| 2011 | Marcus Morris   |
| 2012 | Thomas Robinson |
|      | Tyshawn Taylor  |
| 2013 | Ben McLemore    |
|      | Jeff Withey     |
| 2014 | Andrew Wiggins  |
| 2015 | Perry Ellis     |
| 2016 | Perry Ellis     |

|      |                    |
|------|--------------------|
| 2017 | Frank Mason III    |
|      | Josh Jackson       |
| 2018 | Devonte’ Graham    |
| 2019 | Dedric Lawson      |
| 2020 | Udoka Azubuike     |
|      | Devon Dotson       |
| 2022 | Ochai Agbaji       |
| 2023 | Jalen Wilson       |
| 2024 | Hunter Dickinson   |
|      | Kevin McCullar Jr. |

ALL-BIG 12 (Second Team)

|      |                       |
|------|-----------------------|
| 2004 | Keith Langford        |
| 2005 | Keith Langford        |
| 2008 | Mario Chalmers        |
| 2010 | Marcus Morris         |
| 2011 | Markieff Morris       |
| 2013 | Travis Releford       |
| 2014 | Joel Embiid           |
| 2015 | Frank Mason III       |
| 2016 | Frank Mason III       |
|      | Wayne Selden Jr.      |
| 2017 | Devonte’ Graham       |
| 2018 | Sviatoslav Mykhailiuk |
| 2021 | Marcus Garrett        |
|      | David McCormack       |
| 2022 | Christian Braun       |
| 2023 | Gradey Dick           |

ALL-BIG 12 (Third Team)

|      |                    |
|------|--------------------|
| 2004 | Aaron Miles        |
| 2005 | Aaron Miles        |
| 2007 | Mario Chalmers     |
| 2008 | Darnell Jackson    |
| 2012 | Jeff Withey        |
| 2014 | Perry Ellis        |
| 2018 | Udoka Azubuike     |
| 2019 | Devon Dotson       |
| 2020 | Marcus Garrett     |
| 2022 | David McCormack    |
|      | Jalen Wilson       |
| 2023 | Kevin McCullar Jr. |

ALL-BIG 12 (Honorable Mention)

|      |                   |
|------|-------------------|
| 2004 | J.R. Giddens      |
| 2006 | Mario Chalmers    |
|      | Julian Wright     |
| 2007 | Darrell Arthur    |
|      | Sherron Collins   |
| 2010 | Xavier Henry      |
| 2011 | Brady Morningstar |
|      | Tyrel Reed        |
| 2013 | Elijah Johnson    |
| 2014 | Wayne Selden      |
|      | Naadir Tharpe     |
| 2015 | Kelly Oubre       |
|      | Wayne Selden      |
| 2016 | Devonte’ Graham   |
|      | Landen Lucas      |
| 2017 | Landen Lucas      |
| 2018 | Lagerald Vick     |
| 2020 | Ochai Agbaji      |
| 2021 | Ochai Agbaji      |
|      | Christian Braun   |
| 2022 | Dajuan Harris Jr. |
| 2023 | Dajuan Harris Jr. |
|      | KJ Adams          |
| 2024 | KJ Adams          |
|      | Johnny Furphy     |
|      | Dajuan Harris Jr. |



# SHAKEEL MOORE

Graduate Senior • Guard • 6-1 • 190 • Greensboro, N.C. • Moravian Prep • Twitter: @TheShakeelMoore • IG: @shakeelmoore

- A graduate senior transfer from Mississippi State, who signed with Kansas in early June 2024
- Began his college career at NC State and played the last three years at Mississippi State
- A solid defender who was one of 15 on the Naismith Defensive Player of the Year Watch List as a junior in 2022-23
- Played in 99 games at Mississippi State with 66 starts
- For his career, has played in 129 games, with 68 starts, 1,051 points, 340 rebounds, 252 assists, 171 steals and 129 three-point field goals made.

### CAREER HONORS

Naismith Defensive Player of the Year Watch List [2023]  
ACC Freshman of the Week (12/28/2020)

### MISCELLANEOUS

|                             | FR | SO | JR | SR | GR | CAREER |
|-----------------------------|----|----|----|----|----|--------|
| Double-Doubles              | -  | -  | -  | -  | -  | -      |
| 5+ Points                   | 16 | 28 | 27 | 26 | 1  | 98     |
| 10+ Points                  | 5  | 12 | 15 | 13 | -  | 45     |
| 20+ Points                  | -  | -  | 3  | -  | -  | 3      |
| 5+ Rebounds                 | 5  | 9  | 5  | 3  | -  | 22     |
| 5+ Assists                  | 1  | 3  | 4  | 1  | -  | 9      |
| 2+ 3PT Field Goals          | 7  | 13 | 12 | 4  | -  | 36     |
| 2+ Steals                   | 11 | 18 | 15 | 8  | -  | 52     |
| 2+ Blocks                   | 2  | 1  | 1  | 1  | 1  | 6      |
| Led Team in Pts. (at KU)    |    |    |    |    | -  | -      |
| Led Team in Rebs. (at KU)   |    |    |    |    | -  | -      |
| Led Team in Assists (at KU) |    |    |    |    | -  | -      |
| Led Team in Blocks (at KU)  |    |    |    |    | -  | -      |
| Led Team in Steals (at KU)  |    |    |    |    | 1  | 1      |

### MOORE CAREER HIGHS

|                     |    |                                      |
|---------------------|----|--------------------------------------|
| Points              | 22 | at South Carolina (1.31.23)          |
| Field Goals         | 9  | vs. South Carolina (2.28.23)         |
| Field Goal Att.     | 15 | vs. South Carolina (2.28.23)         |
| 3PT Field Goals     | 4  | 2x, last at Missouri (2.10.24)       |
| 3PT Field Goal Att. | 8  | at Georgia (1.11.23)                 |
| Free Throws         | 9  | vs. Alabama (1.15.22)                |
| Free Throw Att.     | 9  | vs. Alabama (1.15.22)                |
| Rebounds            | 10 | at Clemson (1.5.21)                  |
| Assists             | 7  | vs. Ole Miss (1.22.22)               |
| Blocks              | 3  | vs. Lamar University (12.2.21)       |
| Steals              | 5  | 2x, last vs. South Dakota (11.17.22) |
| Minutes             | 38 | 2x, last vs. Florida (3.9.23)        |

### 2024-25 GAME-BY-GAME

| OPPONENT (Date)            | MP | FG-A | PCT   | 3PT-A | PCT  | FT-A | PCT  | O-D-T | PF | A | TO | BLK | ST | TP |
|----------------------------|----|------|-------|-------|------|------|------|-------|----|---|----|-----|----|----|
| HOWARD (11.4)              | -  | -    | -     | -     | -    | -    | -    | -     | -  | - | -  | -   | -  | -  |
| NORTH CAROLINA (11.8)      | -  | -    | -     | -     | -    | -    | -    | -     | -  | - | -  | -   | -  | -  |
| vs. Michigan State (11.12) | -  | -    | -     | -     | -    | -    | -    | -     | -  | - | -  | -   | -  | -  |
| OAKLAND (11.16)            | 5  | 1-1  | 1.000 | 0-0   | ---  | 0-0  | ---  | 0-2-2 | 0  | 1 | 0  | 0   | 0  | 2  |
| UNCW (11.19)               | 6  | 1-2  | .500  | 0-1   | .000 | 0-0  | ---  | 0-0-0 | 1  | 0 | 1  | 0   | 0  | 2  |
| vs. Duke (11.26)           | -  | -    | -     | -     | -    | -    | -    | -     | -  | - | -  | -   | -  | -  |
| FURMAN (11.30)             | -  | -    | -     | -     | -    | -    | -    | -     | -  | - | -  | -   | -  | -  |
| at Creighton (12.4)        | -  | -    | -     | -     | -    | -    | -    | -     | -  | - | -  | -   | -  | -  |
| at Missouri (12.8)         | -  | -    | -     | -     | -    | -    | -    | -     | -  | - | -  | -   | -  | -  |
| NC STATE (12.14)           | 2  | 0-0  | ---   | 0-0   | ---  | 0-0  | ---  | 0-1-1 | 0  | 0 | 0  | 0   | 0  | 0  |
| BROWN (12.22)              | 14 | 1-2  | .500  | 0-0   | ---  | 3-4  | .750 | 1-0-1 | 0  | 1 | 2  | 2   | 1  | 5  |
| WEST VIRGINIA (12.31)*     | 2  | 0-0  | ---   | 0-0   | ---  | 0-0  | ---  | 0-0-0 | 0  | 0 | 0  | 0   | 0  | 0  |
| at UCF (1.5)*              |    |      |       |       |      |      |      |       |    |   |    |     |    |    |
| ARIZONA STATE (1.8)*       |    |      |       |       |      |      |      |       |    |   |    |     |    |    |
| at Cincinnati (1.11)*      |    |      |       |       |      |      |      |       |    |   |    |     |    |    |
| at Iowa State (1.15)*      |    |      |       |       |      |      |      |       |    |   |    |     |    |    |
| KANSAS STATE (1.18)*       |    |      |       |       |      |      |      |       |    |   |    |     |    |    |
| at TCU (1.22)*             |    |      |       |       |      |      |      |       |    |   |    |     |    |    |
| HOUSTON (1.25)*            |    |      |       |       |      |      |      |       |    |   |    |     |    |    |
| UCF (1.28)*                |    |      |       |       |      |      |      |       |    |   |    |     |    |    |
| at Baylor (2.1)*           |    |      |       |       |      |      |      |       |    |   |    |     |    |    |
| IOWA STATE (2.3)*          |    |      |       |       |      |      |      |       |    |   |    |     |    |    |
| at Kansas State (2.8)*     |    |      |       |       |      |      |      |       |    |   |    |     |    |    |
| COLORADO (2.11)*           |    |      |       |       |      |      |      |       |    |   |    |     |    |    |
| at Utah (2.15)*            |    |      |       |       |      |      |      |       |    |   |    |     |    |    |
| at BYU (2.18)*             |    |      |       |       |      |      |      |       |    |   |    |     |    |    |
| OKLAHOMA STATE (2.22)*     |    |      |       |       |      |      |      |       |    |   |    |     |    |    |
| at Colorado (2.24)*        |    |      |       |       |      |      |      |       |    |   |    |     |    |    |
| TEXAS TECH (3.1)*          |    |      |       |       |      |      |      |       |    |   |    |     |    |    |
| at Houston (3.3)*          |    |      |       |       |      |      |      |       |    |   |    |     |    |    |
| ARIZONA (3.8)*             |    |      |       |       |      |      |      |       |    |   |    |     |    |    |

\* Starter; \*Big 12 Conference game

### CAREER STATS

| SEASON   | GP-GS  | MIN/AVG   | FG-FGA  | PCT  | 3FG-3FGA | PCT  | FT-FTA  | PCT  | O-D-T      | AVG | PF-FO | AST | TO  | BLK | STL | PTS  | AVG |
|----------|--------|-----------|---------|------|----------|------|---------|------|------------|-----|-------|-----|-----|-----|-----|------|-----|
| 2020-21* | 25-2   | 467/18.7  | 67-153  | .438 | 21-61    | .344 | 15-29   | .517 | 9-54-63    | 2.5 | 48-0  | 43  | 43  | 8   | 35  | 170  | 6.8 |
| 2021-22* | 34-29  | 949/27.9  | 107-270 | .396 | 44-140   | .314 | 39-51   | .765 | 16-87-103  | 3.0 | 67-2  | 75  | 56  | 10  | 54  | 297  | 8.7 |
| 2022-23* | 32-15  | 844/26.4  | 119-290 | .410 | 35-132   | .265 | 39-51   | .765 | 18-78-96   | 3.0 | 53-1  | 73  | 63  | 9   | 53  | 312  | 9.8 |
| 2023-24* | 32-21  | 750/23.4  | 94-200  | .470 | 28-78    | .359 | 39-55   | .709 | 10-62-72   | 2.2 | 52-0  | 58  | 36  | 5   | 28  | 255  | 8.0 |
| 2024-25  | 5-0    | 29/5.8    | 3-5     | .600 | 0-1      | .000 | 3-4     | .750 | 1-3-4      | 0.8 | 1-0   | 2   | 3   | 2   | 1   | 9    | 1.8 |
| TOTAL    | 129-68 | 3061/23.7 | 393-924 | .425 | 129-414  | .312 | 136-192 | .708 | 55-285-340 | 2.6 | 221-3 | 252 | 201 | 34  | 171 | 1051 | 8.1 |

\*AT NC STATE, ^AT MISSISSIPPI STATE





# HUNTER DICKINSON

Graduate Senior • Center • 7-2 • 265 • Alexandria, Va. • DeMatha Catholic HS • Twitter: @H\_Dickinson24 • IG: @hunter.dickinson1

- A two-time Consensus All-America Second Team selection at two different schools Michigan (2021) and Kansas (2024) and is only the second-ever to accomplish the feat at two different schools (Elmer Oliphant at Purdue in 1914 and at Army in 1915)
- The only player to be named Wooden All-American at two different schools – Michigan (2021) and Kansas (2024)
- Recorded four 20-rebound games in 2023-24 which ranks third all-time at KU in 20-rebound games with four (20 by Wilt Chamberlain, 13 by Bill Bridges)
- On NCAA DI career active list: field goals made (first, 965), scoring (first, 2,389 points), rebounds (third, 1,273), double-doubles (third, 55). Only NCAA Division I active player with more than 2,300 points and 1,200 rebounds.
- Graduated from Michigan and is pursuing a master’s degree at Kansas.

CAREER HONORS

Big 12 Player of the Week (12.16.24); Big 12 Player of the Week (11.18.24); Big 12 Player of the Week (11.11.24); Wooden Award Preseason Top 50 Watch List; Kareem Abdul-Jabbar Center of the Year Watch List (1 of 20); NABC Player of the Year Watch List [2024]; Naismith Trophy Player of the Year Watch List [2024]; Associated Press Preseason All-American [2024]; Preseason Big 12 Player of the Year [2024]; Wooden Award All-American [2024]; Consensus All-America Second Team [2024]; Associated Press All-America Second Team [2024]; The Sporting News All-America Second Team [2024]; NABC All-America Third Team [2024]; USBWA All-America Second Team [2024]; NABC All-District 8 First Team [2024]; Big 12 Newcomer of the Year [2024]; All-Big 12 First Team [2024]; All-Big 12 Newcomer Team [2024]; Wooden Award National Ballot (1 of 15); Wooden Award Late Season Top 20 [2024]; Kareem Abdul-Jabbar Award Top 10 [2024]; Maui invitational All Tournament Team [2023]; Oscar Robertson Player of the Week (11.19.2023); Preseason All America Second Team [2023]; Naismith Trophy Watchlist [2023]; Preseason Big 12 Player of the Year [2023]; Preseason Big 12 Newcomer of the Year [2023]; Preseason All Big 12 First Team [2023]; 3x Big 12 Player of the Week [2024]; 3x Big 12 Newcomer of the Week [2024]; USBWA All-District V Team [2023]; NABC All-District 7 First Team [2023]; All-Big Ten First Team [2023]; Academic All-Big Ten [2023]; USBWA All-District V Team [2022]; NABC All-District 7 Second Team [2022]; All-Big Ten First Team [2022]; CoSIDA Academic All-District [2022]; Academic All-Big Ten [2022]; Consensus All-America Second Team [2021]; NCAA Tournament All-East Region Team [2021]; USBWA All-District V Team [2021]; NABC All-District 7 Second Team [2021]; Big Ten Newcomer of the Year [AP, 2021]; Big Ten All-Freshman Team [2021]; Big Ten Freshman of the Year [2021]; All-Big Ten Second Team [2021]; 3x Big Ten Player of the Week; 7x Big Ten Freshman of the Week [2020-21].

MISCELLANEOUS

|                             | FR | SO | JR | SR | GR | CAREER |
|-----------------------------|----|----|----|----|----|--------|
| Double-Doubles              | 6  | 11 | 14 | 17 | 7  | 55     |
| 10+ Points                  | 23 | 29 | 31 | 31 | 11 | 125    |
| 20+ Points                  | 5  | 15 | 14 | 14 | 3  | 51     |
| 30+ Points                  | -  | 1  | 2  | 2  | -  | 5      |
| 10+ Rebounds                | 6  | 12 | 15 | 18 | 7  | 58     |
| 20+ Rebounds                | -  | -  | -  | 4  | -  | 4      |
| 3+ Assists                  | 2  | 13 | 7  | 10 | 5  | 37     |
| 2+ 3PT Field Goals          | -  | 5  | 5  | 5  | 1  | 16     |
| 2+ Steals                   | 1  | 4  | 3  | 7  | 5  | 20     |
| 2+ Blocks                   | 10 | 14 | 17 | 10 | 4  | 55     |
| Led Team in Pts. (at KU)    |    |    |    | 20 | 2  | 22     |
| Led Team in Rebs. (at KU)   |    |    |    | 28 | 10 | 38     |
| Led Team in Assists (at KU) |    |    |    | 2  | 2  | 4      |
| Led Team in Blocks (at KU)  |    |    |    | 18 | 5  | 23     |
| Led Team in Steals (at KU)  |    |    |    | 4  | 4  | 11     |

DICKINSON CAREER HIGHS

|                     |    |  |
|---------------------|----|--|
| Points              | 33 | vs. Michigan State (3.1.22)            |
| Field Goals         | 15 | vs. Chaminade (11.20.23)               |
| Field Goal Att.     | 22 | vs. Kentucky (12.4.22)                 |
| 3PT Field Goals     | 4  | vs. Purdue (2.10.22)                   |
| 3PT Field Goal Att. | 7  | vs. Purdue (1.26.23)                   |
| Free Throws         | 10 | vs. Kentucky (11.14.23)                |
| Free Throw Att.     | 15 | vs. BYU (2.27.24)                      |
| Rebounds            | 21 | vs. Kentucky (11.14.23)                |
| Assists             | 8  | vs. NC State (12.14.24)                |
| Blocks              | 5  | 4x, last vs. Kansas State (3.5.24)     |
| Steals              | 3  | 5x, last vs. Michigan State (11.12.24) |
| Minutes             | 46 | vs. Illinois (3.2.23)                  |

2024-25 GAME-BY-GAME

| OPPONENT (Date)             | MP | FG-A  | PCT  | 3PT-A | PCT   | FT-A | PCT   | O-D-T   | PF | A | TO | BLK | ST | TP |
|-----------------------------|----|-------|------|-------|-------|------|-------|---------|----|---|----|-----|----|----|
| *HOWARD (11.4)              | 21 | 5-8   | .625 | 1-1   | 1.000 | 5-6  | .833  | 1-5-6   | 1  | 1 | 2  | 2   | 3  | 16 |
| *NORTH CAROLINA (11.8)      | 29 | 7-15  | .467 | 0-2   | .000  | 6-9  | .667  | 1-9-10  | 4  | 3 | 0  | 1   | 0  | 20 |
| *vs. Michigan State (11.12) | 35 | 13-21 | .619 | 1-1   | 1.000 | 1-4  | .250  | 3-9-12  | 1  | 1 | 1  | 1   | 3  | 28 |
| *OAKLAND (11.16)            | 25 | 5-10  | .500 | 0-1   | .000  | 0-0  | ---   | 1-8-9   | 0  | 2 | 0  | 4   | 2  | 10 |
| *UNCW (11.19)               | 30 | 7-11  | .636 | 0-1   | .000  | 1-3  | .333  | 1-14-15 | 2  | 2 | 3  | 1   | 1  | 15 |
| *vs. Duke (11.26)           | 24 | 4-11  | .364 | 1-2   | .500  | 2-2  | 1.000 | 2-4-6   | 3  | 3 | 3  | 0   | 2  | 11 |
| *FURMAN (11.30)             | 24 | 5-8   | .625 | 0-1   | .000  | 0-0  | ---   | 1-5-6   | 0  | 1 | 2  | 0   | 1  | 10 |
| *at Creighton (12.4)        | 25 | 2-4   | .500 | 0-2   | .000  | 2-2  | 1.000 | 2-6-8   | 3  | 2 | 1  | 0   | 1  | 6  |
| *at Missouri (12.8)         | 34 | 8-15  | .533 | 2-4   | .500  | 1-1  | 1.000 | 8-6-14  | 4  | 4 | 7  | 4   | 1  | 19 |
| *NC STATE (12.14)           | 28 | 9-13  | .692 | 1-3   | .333  | 2-2  | 1.000 | 2-12-14 | 3  | 8 | 0  | 1   | 2  | 21 |
| *BROWN (12.22)              | 24 | 6-14  | .429 | 0-1   | .000  | 3-3  | 1.000 | 4-9-13  | 0  | 4 | 0  | 3   | 0  | 15 |
| *WEST VIRGINIA (12.31)*     | 33 | 4-10  | .400 | 0-1   | .000  | 2-4  | .500  | 5-7-12  | 0  | 0 | 1  | 0   | 1  | 10 |
| at UCF (1.5)*               |    |       |      |       |       |      |       |         |    |   |    |     |    |    |
| ARIZONA STATE (1.8)*        |    |       |      |       |       |      |       |         |    |   |    |     |    |    |
| at Cincinnati (1.11)*       |    |       |      |       |       |      |       |         |    |   |    |     |    |    |
| at Iowa State (1.15)*       |    |       |      |       |       |      |       |         |    |   |    |     |    |    |
| KANSAS STATE (1.18)*        |    |       |      |       |       |      |       |         |    |   |    |     |    |    |
| at TCU (1.22)*              |    |       |      |       |       |      |       |         |    |   |    |     |    |    |
| HOUSTON (1.25)*             |    |       |      |       |       |      |       |         |    |   |    |     |    |    |
| UCF (1.28)*                 |    |       |      |       |       |      |       |         |    |   |    |     |    |    |
| at Baylor (2.1)*            |    |       |      |       |       |      |       |         |    |   |    |     |    |    |
| IOWA STATE (2.3)*           |    |       |      |       |       |      |       |         |    |   |    |     |    |    |
| at Kansas State (2.8)*      |    |       |      |       |       |      |       |         |    |   |    |     |    |    |
| COLORADO (2.11)*            |    |       |      |       |       |      |       |         |    |   |    |     |    |    |
| at Utah (2.15)*             |    |       |      |       |       |      |       |         |    |   |    |     |    |    |
| at BYU (2.18)*              |    |       |      |       |       |      |       |         |    |   |    |     |    |    |
| OKLAHOMA STATE (2.22)*      |    |       |      |       |       |      |       |         |    |   |    |     |    |    |
| at Colorado (2.24)*         |    |       |      |       |       |      |       |         |    |   |    |     |    |    |
| TEXAS TECH (3.1)*           |    |       |      |       |       |      |       |         |    |   |    |     |    |    |
| at Houston (3.3)*           |    |       |      |       |       |      |       |         |    |   |    |     |    |    |
| ARIZONA (3.8)*              |    |       |      |       |       |      |       |         |    |   |    |     |    |    |

\* Starter; \*Big 12 Conference game

CAREER STATS

| SEASON   | GP-GS   | MIN/AVG   | FG-FGA   | PCT  | 3FG-3FGA | PCT  | FT-FTA  | PCT  | O-D-T        | AVG  | PF-FO | AST | TO  | BLK | STL | PTS  | AVG  |
|----------|---------|-----------|----------|------|----------|------|---------|------|--------------|------|-------|-----|-----|-----|-----|------|------|
| 2020-21* | 28-23   | 726/26.0  | 156-261  | .598 | 0-4      | .000 | 82-111  | .739 | 61-145-206   | 7.4  | 71-1  | 25  | 64  | 40  | 9   | 394  | 14.1 |
| 2021-22* | 32-32   | 1030/32.3 | 240-426  | .563 | 21-64    | .328 | 93-116  | .802 | 75-199-274   | 8.6  | 87-1  | 73  | 65  | 49  | 15  | 594  | 18.6 |
| 2022-23* | 34-34   | 1106/32.8 | 244-436  | .560 | 24-57    | .421 | 117-161 | .727 | 78-229-307   | 9.0  | 63-1  | 50  | 69  | 60  | 17  | 629  | 18.5 |
| 2023-24  | 33-33   | 1063/32.2 | 250-456  | .548 | 23-65    | .354 | 68-109  | .624 | 85-276-361   | 10.9 | 74-1  | 76  | 58  | 47  | 31  | 591  | 17.9 |
| 2024-25  | 12-12   | 332/27.7  | 75-140   | .536 | 6-20     | .300 | 25-36   | .694 | 31-94-125    | 10.4 | 21-0  | 31  | 20  | 17  | 17  | 181  | 15.1 |
| TOTAL    | 139-134 | 4257/30.6 | 965-1719 | .561 | 74-210   | .352 | 385-533 | .722 | 330-943-1273 | 9.2  | 316-4 | 255 | 276 | 213 | 89  | 2389 | 17.2 |

\*AT MICHIGAN



# AJ STORR

Junior • Guard • 6-7 • 205 • Rockford, Ill. • IMG Academy • Twitter: @storr\_aj • IG: @theajstorr\_

- Entered the NBA Draft, then the transfer portal following the 2023-24 season after playing one season at Wisconsin
- Played his freshman season at St. John's and will be a junior at Kansas
- For his college career, has played in 81 games with 57 starts and has scored 984 points (12.1 ppg).

### CAREER HONORS

Wooden Award Preseason Top 50 Watch List  
Julius Erving Small Forward of the Year Watch List (1 of 20)  
Naismith Trophy Player of the Year Watch List [2024]  
Big Ten All-Tournament Team [2024]  
All-Big Ten Second Team [2024]  
NABC All-District Second Team [2024]  
BIG EAST All-Freshman Team [2023]  
BIG EAST Freshman of the Week (3x, 2022-23)

### MISCELLANEOUS

|                             | FR | SO | JR | CAREER |
|-----------------------------|----|----|----|--------|
| Double-Doubles              | -  | 2  | -  | 2      |
| 5+ Points                   | 22 | 36 | 8  | 66     |
| 10+ Points                  | 14 | 34 | 4  | 52     |
| 20+ Points                  | 2  | 11 | -  | 13     |
| 5+ Rebounds                 | 3  | 15 | 1  | 19     |
| 3+ Assists                  | 3  | 1  | 2  | 6      |
| 2+ 3PT Field Goals          | 9  | 14 | 2  | 25     |
| 2+ Steals                   | 2  | 3  | -  | 5      |
| 2+ Blocks                   | 1  | -  | -  | 1      |
| Led Team in Pts. (at KU)    |    |    | 1  | 1      |
| Led Team in Rebs. (at KU)   |    |    | -  | -      |
| Led Team in Assists (at KU) |    |    | -  | -      |
| Led Team in Blocks (at KU)  |    |    | -  | -      |
| Led Team in Steals (at KU)  |    |    | -  | -      |

### STORR CAREER HIGHS

|                     |    |                                   |
|---------------------|----|-----------------------------------|
| Points              | 30 | vs. Northwestern (3.15.24)        |
| Field Goals         | 11 | at Nebraska (2.1.24)              |
| Field Goal Att.     | 23 | vs. Purdue (3.16.24)              |
| 3PT Field Goals     | 5  | at Nebraska (2.1.24)              |
| 3PT Field Goal Att. | 11 | at Nebraska (2.1.24)              |
| Free Throws         | 8  | vs. Illinois (3.17.24)            |
| Free Throw Att.     | 10 | vs. Illinois (3.17.24)            |
| Rebounds            | 12 | 2x, last vs. Ohio State (2.13.24) |
| Assists             | 5  | vs. Georgetown (1.29.23)          |
| Blocks              | 2  | vs. Seton Hall (2.1.23)           |
| Steals              | 4  | vs. Georgetown (1.29.23)          |
| Minutes             | 41 | at DePaul (2.14.23)               |

### 2024-25 GAME-BY-GAME

| OPPONENT (Date)            | MP | FG-A | PCT  | 3PT-A | PCT   | FT-A | PCT   | O-D-T | PF | A | TO | BLK | ST | TP |
|----------------------------|----|------|------|-------|-------|------|-------|-------|----|---|----|-----|----|----|
| HOWARD (11.4)              | 15 | 2-5  | .400 | 1-1   | 1.000 | 0-0  | ---   | 0-2-2 | 3  | 2 | 0  | 0   | 0  | 5  |
| NORTH CAROLINA (11.8)      | 28 | 6-13 | .462 | 1-3   | .333  | 0-0  | ---   | 0-2-2 | 2  | 3 | 0  | 0   | 1  | 13 |
| vs. Michigan State (11.12) | 12 | 2-5  | .400 | 1-3   | .333  | 1-1  | 1.000 | 1-1-2 | 5  | 0 | 1  | 0   | 0  | 6  |
| OAKLAND (11.16)            | 19 | 7-9  | .778 | 2-3   | .667  | 0-1  | .000  | 0-2-2 | 1  | 3 | 0  | 0   | 0  | 16 |
| UNCW (11.19)               | 22 | 2-7  | .286 | 1-5   | .200  | 2-2  | 1.000 | 0-1-1 | 2  | 1 | 1  | 0   | 0  | 7  |
| *vs. Duke (11.26)          | 28 | 4-7  | .571 | 2-2   | 1.000 | 1-1  | 1.000 | 0-0-0 | 2  | 2 | 2  | 0   | 1  | 11 |
| *FURMAN (11.30)            | 23 | 1-4  | .250 | 0-2   | .000  | 2-2  | 1.000 | 0-1-1 | 3  | 1 | 0  | 0   | 0  | 4  |
| *at Creighton (12.4)       | 27 | 4-13 | .308 | 1-3   | .333  | 3-4  | .750  | 1-2-3 | 2  | 0 | 0  | 0   | 1  | 12 |
| at Missouri (12.8)         | 18 | 1-7  | .143 | 0-3   | .000  | 0-0  | ---   | 1-2-3 | 4  | 0 | 2  | 0   | 1  | 2  |
| NC STATE (12.14)           | 17 | 1-3  | .333 | 0-1   | .000  | 0-0  | ---   | 0-2-2 | 1  | 0 | 1  | 1   | 1  | 2  |
| BROWN (12.22)              | 20 | 3-8  | .375 | 1-3   | .333  | 2-4  | .500  | 0-5-5 | 0  | 0 | 1  | 1   | 0  | 9  |
| *WEST VIRGINIA (12.31)*    | 15 | 0-2  | .000 | 0-1   | .000  | 0-0  | ---   | 0-0-0 | 0  | 0 | 0  | 0   | 0  | 0  |
| at UCF (1.5)*              |    |      |      |       |       |      |       |       |    |   |    |     |    |    |
| ARIZONA STATE (1.8)*       |    |      |      |       |       |      |       |       |    |   |    |     |    |    |
| at Cincinnati (1.11)*      |    |      |      |       |       |      |       |       |    |   |    |     |    |    |
| at Iowa State (1.15)*      |    |      |      |       |       |      |       |       |    |   |    |     |    |    |
| KANSAS STATE (1.18)*       |    |      |      |       |       |      |       |       |    |   |    |     |    |    |
| at TCU (1.22)*             |    |      |      |       |       |      |       |       |    |   |    |     |    |    |
| HOUSTON (1.25)*            |    |      |      |       |       |      |       |       |    |   |    |     |    |    |
| UCF (1.28)*                |    |      |      |       |       |      |       |       |    |   |    |     |    |    |
| at Baylor (2.1)*           |    |      |      |       |       |      |       |       |    |   |    |     |    |    |
| IOWA STATE (2.3)*          |    |      |      |       |       |      |       |       |    |   |    |     |    |    |
| at Kansas State (2.8)*     |    |      |      |       |       |      |       |       |    |   |    |     |    |    |
| COLORADO (2.11)*           |    |      |      |       |       |      |       |       |    |   |    |     |    |    |
| at Utah (2.15)*            |    |      |      |       |       |      |       |       |    |   |    |     |    |    |
| at BYU (2.18)*             |    |      |      |       |       |      |       |       |    |   |    |     |    |    |
| OKLAHOMA STATE (2.22)*     |    |      |      |       |       |      |       |       |    |   |    |     |    |    |
| at Colorado (2.24)*        |    |      |      |       |       |      |       |       |    |   |    |     |    |    |
| TEXAS TECH (3.1)*          |    |      |      |       |       |      |       |       |    |   |    |     |    |    |
| at Houston (3.3)*          |    |      |      |       |       |      |       |       |    |   |    |     |    |    |
| ARIZONA (3.8)*             |    |      |      |       |       |      |       |       |    |   |    |     |    |    |

\* Starter; \*Big 12 Conference game

### CAREER STATS

| SEASON   | GP-GS | MIN/AVG   | FG-FGA  | PCT  | 3FG-3FGA | PCT  | FT-FTA  | PCT  | O-D-T      | AVG | PF-FO | AST | TO  | BLK | STL | PTS | AVG  |
|----------|-------|-----------|---------|------|----------|------|---------|------|------------|-----|-------|-----|-----|-----|-----|-----|------|
| 2022-23* | 33-17 | 697/21.1  | 106-244 | .434 | 38-94    | .404 | 42-56   | .750 | 10-54-64   | 1.9 | 54-0  | 27  | 36  | 6   | 13  | 292 | 8.8  |
| 2023-24* | 36-36 | 1037/28.8 | 216-498 | .434 | 48-150   | .320 | 125-154 | .812 | 40-102-142 | 3.9 | 41-0  | 32  | 57  | 5   | 22  | 605 | 16.8 |
| 2024-25  | 12-4  | 244/20.3  | 33-83   | .398 | 10-30    | .333 | 11-15   | .733 | 3-20-23    | 1.9 | 25-1  | 12  | 10  | 2   | 5   | 87  | 7.3  |
| TOTAL    | 81-57 | 1978/24.4 | 355-825 | .430 | 96-274   | .350 | 178-225 | .791 | 53-176-229 | 2.8 | 120-1 | 71  | 103 | 13  | 40  | 984 | 12.1 |

\*AT ST. JOHN'S, \*AT WISCONSIN



# DAJUAN HARRIS JR.

Graduate Senior • Guard • 6-2 • 175 • Columbia, Mo. • Rock Bridge HS • Twitter: @DajuanH10 • IG: @dajuanharr1s

- All-Big 12 Honorable Mention and Big 12 All-Defensive Team selection (2024).
- Preseason All-Big 12 Second Team.
- 2023 Big 12 Defensive Player of the Year, All-Big 12 Honorable Mention and Big 12 All-Defensive Team.
- Graduated with a bachelor's degree in liberal arts & sciences in May 2023 and is pursuing a master's degree in sport management.
- Starting point guard on the 2022 NCAA National Championship team.
- Led the Big 12 and was 14th in the NCAA in assist-to-turnover ratio in 2021-22.
- 2022 All-Big 12 Honorable Mention and Big 12 All-Defensive Team member as a redshirt-sophomore.
- A three-time Academic All-Big 12 First Team
- NCAA D1 active career leader in assists (745), games played (152) and is second in assist-to-turnover ratio (2.93), sixth in steals (234).
- One of only two Kansas players with 700+ assists (745) and 200+ steals (234) - Aaron Miles (2002-05) 954 assists, 264 steals.

### CAREER HONORS

Wooden Award Preseason Top 50 Watch List [2024]  
Naismith Trophy Player of the Year Watch List [2024]  
Bob Cousy Point Guard of the Year Watch List (1 of 20)  
Preseason All-Big 12 Second Team [2024]  
All-Big 12 Honorable Mention [2024]  
Big 12 All-Defensive Team [2024]  
Naismith Defensive Player of the Year Watchlist (1 of 15)  
Bob Cousy Award Midseason Candidate (1 of 10)  
Wooden Award Preseason Top 50  
Naismith Trophy Men's preseason watch list (1 of 50)  
Bob Cousy Award Watch List  
Preseason All-Big 12 First Team [2023]  
Academic All-Big 12 First Team [2023]  
Big 12 Championship All-Tournament Team [2023]  
Big 12 Defensive Player of the Year [2023]  
Big 12 All-Defensive Team [2023]  
All-Big 12 Honorable Mention [2023]  
CSC Academic All-District [2023]  
Big 12 All-Defensive Team [2022]  
All-Big 12 Honorable Mention [2022]  
Academic All-Big 12 First Team [2022]  
Academic All-Big 12 First Team [2021]

### MISCELLANEOUS

|                     | FR | SO | JR | SR | GR | CAREER |
|---------------------|----|----|----|----|----|--------|
| Double-Doubles      | -  | -  | 1  | 1  | -  | 2      |
| 5+ Points           | 6  | 21 | 28 | 27 | 10 | 92     |
| 10+ Points          | 1  | 7  | 17 | 14 | 8  | 47     |
| 20+ Points          | -  | -  | -  | 1  | -  | 1      |
| 5+ Rebounds         | -  | 1  | 5  | -  | -  | 6      |
| 5+ Assists          | 5  | 14 | 26 | 29 | 10 | 84     |
| 10+ Assists         | -  | -  | 3  | 2  | -  | 5      |
| 2+ 3PT Field Goals  | 1  | 6  | 8  | 8  | 3  | 26     |
| 2+ Steals           | 7  | 19 | 28 | 14 | 7  | 72     |
| 2+ Blocks           | -  | -  | 3  | -  | -  | 3      |
| Led Team in Pts.    | -  | 1  | 2  | -  | 3  | 6      |
| Led Team in Rebs.   | -  | -  | -  | -  | -  | -      |
| Led Team in Assists | 8  | 24 | 30 | 27 | 9  | 97     |
| Led Team in Blocks  | 1  | 3  | 7  | 4  | -  | 15     |
| Led Team in Steals  | 8  | 21 | 17 | 7  | 7  | 60     |

### HARRIS CAREER HIGHS

|                     |    |   |
|---------------------|----|---|
| Points              | 23 | vs. Kentucky (11.14.23)                           |
| Field Goals         | 8  | vs. Texas (2.6.23)                                |
| Field Goal Att.     | 21 | at Creighton (12.4.24)                            |
| 3PT Field Goals     | 5  | vs. Kentucky (11.14.23)<br>at Texas Tech (1.3.23) |
| 3PT Field Goal Att. | 9  | at Creighton (12.4.24)                            |
| Free Throws         | 7  | vs. Michigan State (11.12.24)                     |
| Free Throw Att.     | 8  | vs. Iowa State (3.10.23)                          |
| Rebounds            | 6  | vs. Texas (2.6.23)                                |
| Assists             | 11 | 2x, last vs. Gonzaga (3.23.24)                    |
| Blocks              | 4  | vs. Texas (3.5.22)                                |
| Steals              | 6  | vs. West Virginia (2.25.23)                       |
| Minutes             | 43 | 2x, last at Kansas State (2.5.24)                 |

### 2024-25 GAME-BY-GAME

| OPPONENT (Date)             | MP | FG-A | PCT  | 3PT-A | PCT  | FT-A | PCT   | O-D-T | PF | A | TO | BLK | ST | TP |
|-----------------------------|----|------|------|-------|------|------|-------|-------|----|---|----|-----|----|----|
| *HOWARD (11.4)              | 22 | 3-4  | .750 | 0-1   | .000 | 0-0  | ---   | 0-3-3 | 1  | 5 | 3  | 1   | 0  | 6  |
| *NORTH CAROLINA (11.8)      | 29 | 5-8  | .625 | 0-0   | ---  | 0-0  | ---   | 2-0-2 | 4  | 3 | 2  | 0   | 2  | 10 |
| *vs. Michigan State (11.12) | 33 | 2-7  | .286 | 0-3   | .000 | 7-7  | 1.000 | 0-3-3 | 2  | 6 | 0  | 0   | 0  | 11 |
| *OAKLAND (11.16)            | 23 | 1-2  | .500 | 0-0   | ---  | 0-0  | ---   | 0-1-1 | 0  | 6 | 1  | 0   | 4  | 2  |
| *UNCW (11.19)               | 29 | 6-10 | .600 | 2-6   | .333 | 3-5  | .600  | 1-2-3 | 2  | 6 | 1  | 0   | 2  | 17 |
| *vs. Duke (11.26)           | 36 | 6-10 | .600 | 1-2   | .500 | 1-1  | 1.000 | 1-2-3 | 1  | 9 | 2  | 0   | 3  | 14 |
| *FURMAN (11.30)             | 26 | 4-8  | .500 | 0-1   | .000 | 0-0  | ---   | 0-2-2 | 1  | 8 | 1  | 0   | 1  | 8  |
| *at Creighton (12.4)        | 37 | 6-21 | .286 | 3-9   | .333 | 0-0  | ---   | 0-2-2 | 1  | 5 | 0  | 0   | 2  | 15 |
| *at Missouri (12.8)         | 38 | 5-14 | .357 | 1-5   | .200 | 2-3  | .667  | 0-2-2 | 1  | 5 | 3  | 0   | 2  | 13 |
| *NC STATE (12.14)           | 36 | 6-11 | .545 | 3-6   | .500 | 0-0  | ---   | 0-0-0 | 0  | 5 | 3  | 1   | 2  | 15 |
| *BROWN (12.22)              | 24 | 1-2  | .500 | 0-0   | ---  | 0-0  | ---   | 0-1-1 | 0  | 4 | 0  | 0   | 1  | 2  |
| *WEST VIRGINIA (12.31)*     | 38 | 3-9  | .333 | 1-2   | .500 | 4-4  | 1.000 | 0-1-1 | 1  | 7 | 3  | 0   | 0  | 11 |
| at UCF (1.5)*               |    |      |      |       |      |      |       |       |    |   |    |     |    |    |
| ARIZONA STATE (1.8)*        |    |      |      |       |      |      |       |       |    |   |    |     |    |    |
| at Cincinnati (1.11)*       |    |      |      |       |      |      |       |       |    |   |    |     |    |    |
| at Iowa State (1.15)*       |    |      |      |       |      |      |       |       |    |   |    |     |    |    |
| KANSAS STATE (1.18)*        |    |      |      |       |      |      |       |       |    |   |    |     |    |    |
| at TCU (1.22)*              |    |      |      |       |      |      |       |       |    |   |    |     |    |    |
| HOUSTON (1.25)*             |    |      |      |       |      |      |       |       |    |   |    |     |    |    |
| UCF (1.28)*                 |    |      |      |       |      |      |       |       |    |   |    |     |    |    |
| at Baylor (2.1)*            |    |      |      |       |      |      |       |       |    |   |    |     |    |    |
| IOWA STATE (2.3)*           |    |      |      |       |      |      |       |       |    |   |    |     |    |    |
| at Kansas State (2.8)*      |    |      |      |       |      |      |       |       |    |   |    |     |    |    |
| COLORADO (2.11)*            |    |      |      |       |      |      |       |       |    |   |    |     |    |    |
| at Utah (2.15)*             |    |      |      |       |      |      |       |       |    |   |    |     |    |    |
| at BYU (2.18)*              |    |      |      |       |      |      |       |       |    |   |    |     |    |    |
| OKLAHOMA STATE (2.22)*      |    |      |      |       |      |      |       |       |    |   |    |     |    |    |
| at Colorado (2.24)*         |    |      |      |       |      |      |       |       |    |   |    |     |    |    |
| TEXAS TECH (3.1)*           |    |      |      |       |      |      |       |       |    |   |    |     |    |    |
| at Houston (3.3)*           |    |      |      |       |      |      |       |       |    |   |    |     |    |    |
| ARIZONA (3.8)*              |    |      |      |       |      |      |       |       |    |   |    |     |    |    |

\* Starter; \*Big 12 Conference game

### CAREER STATS

| SEASON  | GP-GS   | MIN/AVG   | FG-FGA  | PCT  | 3FG-3FGA | PCT  | FT-FTA  | PCT  | O-D-T      | AVG | PF-FO | AST | TO  | BLK | STL | PTS  | AVG  |
|---------|---------|-----------|---------|------|----------|------|---------|------|------------|-----|-------|-----|-----|-----|-----|------|------|
| 2020-21 | 30-2    | 480/16.0  | 27-56   | .482 | 9-14     | .643 | 8-10    | .800 | 8-26-34    | 1.1 | 45-0  | 65  | 24  | 2   | 29  | 71   | 2.4  |
| 2021-22 | 40-39   | 1158/29.7 | 87-201  | .433 | 20-61    | .328 | 19-24   | .792 | 15-39-54   | 1.4 | 78-0  | 166 | 55  | 11  | 55  | 213  | 5.5  |
| 2022-23 | 36-36   | 1231/34.2 | 131-278 | .470 | 30-74    | .410 | 28-47   | .600 | 25-65-90   | 2.5 | 58-1  | 224 | 73  | 15  | 78  | 320  | 8.9  |
| 2023-24 | 34-34   | 1214/35.7 | 108-255 | .424 | 28-73    | .384 | 45-56   | .804 | 11-56-67   | 2.0 | 53-0  | 221 | 80  | 12  | 50  | 289  | 8.5  |
| 2024-25 | 12-12   | 371/30.9  | 48-106  | .453 | 11-35    | .314 | 17-20   | .850 | 4-19-23    | 1.9 | 14-0  | 69  | 19  | 2   | 19  | 124  | 10.3 |
| TOTAL   | 152-123 | 4454/29.3 | 402-901 | .446 | 98-258   | .380 | 117-157 | .745 | 63-205-268 | 1.8 | 248-1 | 745 | 255 | 43  | 234 | 1019 | 6.7  |





# RAKEASE PASSMORE

Freshman • Guard • 6-5 • 185 • Palatka, Fla. • Combine Academy (N.C.) • Twitter: @rakease • IG: @nba.kease

- Described as an explosive athlete who can get downhill
- Has the ability to catch-and-shoot threes and is a threat to create offense in transition at all times
- Played his final two prep seasons at Combine Academy in Lincoln County, North Carolina
- Averaged 19.2 points, 5.5 rebounds, 2.9 assists and 1.5 steals per game his senior season in 2023-24

PASSMORE CAREER HIGHS

|                     |    |                                       |
|---------------------|----|---------------------------------------|
| Points              | 5  | vs. Furman (11.30.24)                 |
| Field Goals         | 2  | vs. Furman (11.30.24)                 |
| Field Goal Att.     | 3  | vs. Furman (11.30.24)                 |
| 3PT Field Goals     | 1  | 2x, last vs. Furman (11.30.24)        |
| 3PT Field Goal Att. | 2  | vs. Furman (11.30.24)                 |
| Free Throws         | 1  | vs. Brown (12.22.24)                  |
|                     |    | vs. Oakland (11.16.24)                |
| Free Throw Att.     | 2  | vs. Brown (12.22.24)                  |
|                     |    | vs. Oakland (11.16.24)                |
| Rebounds            | 3  | vs. UNCW (11.19.24)                   |
| Assists             | 1  | vs. Oakland (11.16.24)                |
| Blocks              | -  | -                                     |
| Steals              | 1  | 4x, last vs. West Virginia (12.31.24) |
| Minutes             | 16 | vs. Howard (11.4.24)                  |

2024-25 GAME-BY-GAME

| OPPONENT (Date)            | MP | FG-A | PCT   | 3PT-A | PCT   | FT-A | PCT  | O-D-T | PF | A | TO | BLK | ST | TP |
|----------------------------|----|------|-------|-------|-------|------|------|-------|----|---|----|-----|----|----|
| HOWARD (11.4)              | 16 | 0-1  | .000  | 0-0   | ---   | 0-0  | ---  | 0-2-2 | 1  | 0 | 2  | 0   | 1  | 0  |
| NORTH CAROLINA (11.8)      | 1  | 0-0  | ---   | 0-0   | ---   | 0-0  | ---  | 0-0-0 | 1  | 0 | 0  | 0   | 0  | 0  |
| vs. Michigan State (11.12) | 2  | 0-0  | ---   | 0-0   | ---   | 0-0  | ---  | 0-0-0 | 0  | 0 | 2  | 0   | 1  | 0  |
| OAKLAND (11.16)            | 9  | 1-1  | 1.000 | 1-1   | 1.000 | 1-2  | .500 | 0-1-1 | 1  | 1 | 2  | 0   | 0  | 4  |
| UNCW (11.19)               | 6  | 1-2  | .500  | 0-0   | ---   | 0-0  | ---  | 1-2-3 | 1  | 0 | 0  | 0   | 0  | 2  |
| vs. Duke (11.26)           | 2  | 1-2  | .500  | 0-1   | .000  | 0-0  | ---  | 0-0-0 | 0  | 0 | 0  | 0   | 0  | 2  |
| FURMAN (11.30)             | 8  | 2-3  | .667  | 1-2   | .500  | 0-0  | ---  | 0-1-1 | 0  | 0 | 0  | 0   | 0  | 5  |
| at Creighton (12.4)        | 10 | 0-1  | .000  | 0-1   | .000  | 0-0  | ---  | 1-0-1 | 3  | 0 | 2  | 0   | 1  | 0  |
| at Missouri (12.8)         | 2  | 0-0  | ---   | 0-0   | ---   | 0-0  | ---  | 0-0-0 | 1  | 0 | 1  | 0   | 0  | 0  |
| NC STATE (12.14)           | -  | -    | -     | -     | -     | -    | -    | -     | -  | - | -  | -   | -  | -  |
| BROWN (12.22)              | 7  | 0-0  | ---   | 0-0   | ---   | 1-2  | .500 | 0-0-0 | 0  | 0 | 0  | 0   | 0  | 1  |
| WEST VIRGINIA (12.31)*     | 2  | 0-0  | ---   | 0-0   | ---   | 0-0  | ---  | 0-0-0 | 0  | 0 | 0  | 0   | 1  | 0  |
| at UCF (1.5)*              |    |      |       |       |       |      |      |       |    |   |    |     |    |    |
| ARIZONA STATE (1.8)*       |    |      |       |       |       |      |      |       |    |   |    |     |    |    |
| at Cincinnati (1.11)*      |    |      |       |       |       |      |      |       |    |   |    |     |    |    |
| at Iowa State (1.15)*      |    |      |       |       |       |      |      |       |    |   |    |     |    |    |
| KANSAS STATE (1.18)*       |    |      |       |       |       |      |      |       |    |   |    |     |    |    |
| at TCU (1.22)*             |    |      |       |       |       |      |      |       |    |   |    |     |    |    |
| HOUSTON (1.25)*            |    |      |       |       |       |      |      |       |    |   |    |     |    |    |
| UCF (1.28)*                |    |      |       |       |       |      |      |       |    |   |    |     |    |    |
| at Baylor (2.1)*           |    |      |       |       |       |      |      |       |    |   |    |     |    |    |
| IOWA STATE (2.3)*          |    |      |       |       |       |      |      |       |    |   |    |     |    |    |
| at Kansas State (2.8)*     |    |      |       |       |       |      |      |       |    |   |    |     |    |    |
| COLORADO (2.11)*           |    |      |       |       |       |      |      |       |    |   |    |     |    |    |
| at Utah (2.15)*            |    |      |       |       |       |      |      |       |    |   |    |     |    |    |
| at BYU (2.18)*             |    |      |       |       |       |      |      |       |    |   |    |     |    |    |
| OKLAHOMA STATE (2.22)*     |    |      |       |       |       |      |      |       |    |   |    |     |    |    |
| at Colorado (2.24)*        |    |      |       |       |       |      |      |       |    |   |    |     |    |    |
| TEXAS TECH (3.1)*          |    |      |       |       |       |      |      |       |    |   |    |     |    |    |
| at Houston (3.3)*          |    |      |       |       |       |      |      |       |    |   |    |     |    |    |
| ARIZONA (3.8)*             |    |      |       |       |       |      |      |       |    |   |    |     |    |    |

^ Starter; \*Big 12 Conference game

CAREER STATS

| SEASON  | GP-GS | MIN/AVG | FG-FGA | PCT  | 3FG-3FGA | PCT  | FT-FTA | PCT  | O-D-T | AVG | PF-FO | AST | TO | BLK | STL | PTS | AVG |
|---------|-------|---------|--------|------|----------|------|--------|------|-------|-----|-------|-----|----|-----|-----|-----|-----|
| 2024-25 | 10-0  | 63/6.3  | 5-10   | .500 | 2-5      | .400 | 2-4    | .500 | 2-6-8 | 0.8 | 8-0   | 1   | 9  | 0   | 3   | 14  | 1.4 |
| TOTAL   | 10-0  | 63/6.2  | 5-10   | .500 | 2-5      | .400 | 2-4    | .500 | 2-6-8 | 0.8 | 8-0   | 1   | 9  | 0   | 3   | 14  | 1.4 |



ZEKE MAYO

Senior • Guard • 6-4 • 185 • Lawrence, Kan. • Lawrence HS • Twitter: @zekexmayo • IG: @zekexmayo

- A local product who had an outstanding career at South Dakota State before transferring to Kansas following the 2023-24 season
- A two-time All-Summit League selection who was the league’s player of the year in 2024. Led the Summit League in three-point field goal percentage at 39.1% and three-point field goals made per game at 2.6 in 2023-24
- Has started 95 of 112 games played while in college
- Career-wise, has 1,752 points, 549 rebounds, 342 assists, 108 steals and 257 three-point field goals made
- Is only the third Jayhawk since 1996-97 to record three straight games of 25+ points (Drew Gooden, 2001-02 and Ochai Agbaji, 2021-22)

CAREER HONORS

Big 12 co-Newcomer of the Week (12.16.24)  
Big 12 co-Newcomer of the Week (11.11.24)  
Jerry West Shooting Guard of the Year Watch List (1 of 20)  
NABC All-District 12 First Team [2024]  
Summit League Player of the Year [2024]  
Summit League All-Tournament Team [2024]  
All-Summit League First Team [2024]  
Summit League Peak Performer of the Week (2x)  
Summit League Peak Performer of the Month (Feb. 2024)  
NABC All-District 12 First Team [2023]  
All-Summit League First Team [2023]  
Lou Henson National Award Player of the Week (Feb. 2023)  
Summit League Peak Performer of the Week (3x)  
Summit League All-Newcomer Squad [2022]

MISCELLANEOUS

|                             | FR. | SO. | JR. | SR. | CAREER |
|-----------------------------|-----|-----|-----|-----|--------|
| Double-Doubles              | -   | 4   | 3   | -   | 7      |
| 10+ Points                  | 20  | 29  | 33  | 7   | 89     |
| 20+ Points                  | 2   | 11  | 16  | 3   | 32     |
| 5+ Rebounds                 | 8   | 18  | 25  | 4   | 55     |
| 10+ Rebounds                | -   | 5   | 3   | 1   | 9      |
| 5+ Assists                  | 2   | 11  | 9   | 2   | 24     |
| 2+ 3PT Field Goals          | 18  | 22  | 26  | 6   | 72     |
| 5+ 3PT Field Goals          | 2   | 6   | 4   | 2   | 14     |
| 2+ Steals                   | 8   | 6   | 13  | -   | 27     |
| 2+ Blocks                   | -   | 1   | 1   | -   | 2      |
| Led Team in Pts. (at KU)    |     |     |     | 4   | 4      |
| Led Team in Rebs. (at KU)   |     |     |     | -   | -      |
| Led Team in Assists (at KU) |     |     |     | 3   | 3      |
| Led Team in Blocks (at KU)  |     |     |     | -   | -      |
| Led Team in Steals (at KU)  |     |     |     | 1   | 1      |

MAYO CAREER HIGHS

|                     |    |                                       |
|---------------------|----|---------------------------------------|
| Points              | 41 | vs. North Dakota State (2.4.23)       |
| Field Goals         | 14 | vs. North Dakota State (2.4.23)       |
| Field Goal Att.     | 25 | vs. North Dakota State (2.4.23)       |
| 3PT Field Goals     | 7  | vs. Denver (1.21.23)                  |
| 3PT Field Goal Att. | 14 | vs. Denver (1.21.23)                  |
| Free Throws         | 13 | 2x, last vs. West Virginia (12.31.24) |
| Free Throw Att.     | 14 | vs. North Dakota State (2.1.24)       |
| Rebounds            | 13 | vs. Valparaiso (11.25.22)             |
| Assists             | 9  | at Omaha (1.13.22)                    |
| Blocks              | 2  | 2x, last at Denver (1.13.24)          |
| Steals              | 6  | at North Dakota (1.7.23)              |
| Minutes             | 44 | at Omaha (2.17.24)                    |

2024-25 GAME-BY-GAME

| OPPONENT (Date)             | MP | FG-A  | PCT  | 3PT-A | PCT  | FT-A  | PCT   | O-D-T   | PF | A | TO | BLK | ST | TP |
|-----------------------------|----|-------|------|-------|------|-------|-------|---------|----|---|----|-----|----|----|
| HOWARD (11.4)               | 23 | 7-12  | .583 | 5-8   | .625 | 0-0   | ---   | 0-4-4   | 0  | 0 | 2  | 0   | 1  | 19 |
| NORTH CAROLINA (11.8)       | 29 | 7-14  | .500 | 3-9   | .333 | 4-4   | 1.000 | 0-5-5   | 2  | 4 | 1  | 0   | 0  | 21 |
| ^vs. Michigan State (11.12) | 34 | 2-8   | .250 | 0-3   | .000 | 2-2   | 1.000 | 0-10-10 | 2  | 7 | 2  | 0   | 1  | 6  |
| ^OAKLAND (11.16)            | 26 | 3-9   | .333 | 1-5   | .200 | 0-0   | ---   | 0-5-5   | 0  | 3 | 1  | 0   | 0  | 7  |
| ^UNCW (11.19)               | 25 | 5-10  | .500 | 0-4   | .000 | 0-0   | ---   | 0-2-2   | 2  | 2 | 1  | 1   | 1  | 10 |
| ^vs. Duke (11.26)           | 34 | 4-11  | .364 | 2-4   | .500 | 2-2   | 1.000 | 1-1-2   | 0  | 4 | 4  | 0   | 1  | 12 |
| ^FURMAN (11.30)             | 27 | 3-9   | .333 | 1-5   | .200 | 0-0   | ---   | 0-4-4   | 0  | 6 | 1  | 0   | 1  | 7  |
| ^at Creighton (12.4)        | 30 | 5-13  | .385 | 2-4   | .500 | 0-1   | .000  | 0-2-2   | 0  | 2 | 1  | 0   | 1  | 12 |
| ^at Missouri (12.8)         | 26 | 2-6   | .333 | 0-3   | .000 | 0-0   | ---   | 0-1-1   | 1  | 2 | 4  | 0   | 0  | 4  |
| ^NC STATE (12.14)           | 34 | 9-14  | .643 | 5-9   | .556 | 3-5   | .600  | 2-1-3   | 0  | 2 | 2  | 0   | 0  | 26 |
| ^BROWN (12.22)              | 26 | 10-15 | .667 | 5-8   | .625 | 0-0   | ---   | 0-8-8   | 0  | 4 | 3  | 1   | 1  | 25 |
| ^WEST VIRGINIA (12.31)*     | 36 | 6-13  | .462 | 2-7   | .286 | 13-13 | 1.000 | 0-2-2   | 2  | 2 | 1  | 0   | 0  | 27 |
| at UCF (1.5)*               |    |       |      |       |      |       |       |         |    |   |    |     |    |    |
| ARIZONA STATE (1.8)*        |    |       |      |       |      |       |       |         |    |   |    |     |    |    |
| at Cincinnati (1.11)*       |    |       |      |       |      |       |       |         |    |   |    |     |    |    |
| at Iowa State (1.15)*       |    |       |      |       |      |       |       |         |    |   |    |     |    |    |
| KANSAS STATE (1.18)*        |    |       |      |       |      |       |       |         |    |   |    |     |    |    |
| at TCU (1.22)*              |    |       |      |       |      |       |       |         |    |   |    |     |    |    |
| HOUSTON (1.25)*             |    |       |      |       |      |       |       |         |    |   |    |     |    |    |
| UCF (1.28)*                 |    |       |      |       |      |       |       |         |    |   |    |     |    |    |
| at Baylor (2.1)*            |    |       |      |       |      |       |       |         |    |   |    |     |    |    |
| IOWA STATE (2.3)*           |    |       |      |       |      |       |       |         |    |   |    |     |    |    |
| at Kansas State (2.8)*      |    |       |      |       |      |       |       |         |    |   |    |     |    |    |
| COLORADO (2.11)*            |    |       |      |       |      |       |       |         |    |   |    |     |    |    |
| at Utah (2.15)*             |    |       |      |       |      |       |       |         |    |   |    |     |    |    |
| at BYU (2.18)*              |    |       |      |       |      |       |       |         |    |   |    |     |    |    |
| OKLAHOMA STATE (2.22)*      |    |       |      |       |      |       |       |         |    |   |    |     |    |    |
| at Colorado (2.24)*         |    |       |      |       |      |       |       |         |    |   |    |     |    |    |
| TEXAS TECH (3.1)*           |    |       |      |       |      |       |       |         |    |   |    |     |    |    |
| at Houston (3.3)*           |    |       |      |       |      |       |       |         |    |   |    |     |    |    |
| ARIZONA (3.8)*              |    |       |      |       |      |       |       |         |    |   |    |     |    |    |

^ Starter; \*Big 12 Conference game

CAREER STATS

| SEASON   | GP-GS  | MIN/AVG   | FG-FGA   | PCT  | 3FG-3FGA | PCT  | FT-FTA  | PCT  | O-D-T      | AVG | PF-FO | AST | TO  | BLK | STL | PTS  | AVG  |
|----------|--------|-----------|----------|------|----------|------|---------|------|------------|-----|-------|-----|-----|-----|-----|------|------|
| 2021-22* | 35-21  | 950/27.1  | 119-255  | .467 | 56-135   | .415 | 42-45   | .933 | 18-85-103  | 2.9 | 42-0  | 72  | 42  | 1   | 29  | 336  | 9.6  |
| 2022-23* | 32-32  | 1142/35.7 | 198-465  | .426 | 83-225   | .369 | 103-114 | .904 | 11-188-199 | 6.2 | 47-0  | 109 | 95  | 7   | 32  | 582  | 18.2 |
| 2023-24* | 35-34  | 1256/35.9 | 218-468  | .466 | 92-235   | .391 | 130-157 | .828 | 22-177-199 | 5.7 | 54-1  | 123 | 107 | 6   | 40  | 658  | 18.8 |
| 2024-25  | 12-10  | 350/29.2  | 63-134   | .470 | 26-69    | .377 | 24-27   | .889 | 3-45-48    | 4.0 | 9-0   | 38  | 23  | 2   | 7   | 176  | 14.7 |
| TOTAL    | 114-97 | 3695/32.4 | 598-1322 | .452 | 257-664  | .387 | 299-343 | .872 | 54-495-549 | 4.8 | 152-1 | 342 | 267 | 16  | 108 | 1752 | 15.4 |

\*AT SOUTH DAKOTA STATE



# RYLAN GRIFFEN

Junior • Guard • 6-6 • 190 • Dallas, Texas • Richardson HS • Twitter: @GriffenRylan • IG: @rylan.03

- A transfer from Alabama who will be a junior for the 2024-25 season
- A starter on Alabama's 2023-24 Final Four team
- For his career, he has played in 84 games with 40 starts, 692 points, 128 threes, 107 assists and 45 steals.
- Only two former players have wore No. 6 while at Kansas – LaVannes Squires (1952-54) and Jerry Waugh (1948-51)

### CAREER HONORS

SEC Academic Honor Roll [2024]

### MISCELLANEOUS

|                             | FR | SO | JR | CAREER |
|-----------------------------|----|----|----|--------|
| Double-Doubles              | -  | -  | -  | -      |
| 5+ Points                   | 21 | 32 | 8  | 61     |
| 10+ Points                  | 8  | 19 | 3  | 30     |
| 20+ Points                  | -  | 2  | -  | 2      |
| 5+ Rebounds                 | 6  | 10 | 1  | 17     |
| 5+ Assists                  | -  | 3  | -  | 3      |
| 2+ 3PT Field Goals          | 6  | 16 | 3  | 25     |
| 2+ Steals                   | 5  | 3  | 1  | 9      |
| 2+ Blocks                   | 2  | -  | 1  | 3      |
| Led Team in Pts. (at KU)    | -  | -  | -  | -      |
| Led Team in Rebs. (at KU)   | -  | -  | -  | -      |
| Led Team in Assists (at KU) | -  | -  | -  | -      |
| Led Team in Blocks (at KU)  | -  | -  | 2  | 2      |
| Led Team in Steals (at KU)  | -  | -  | 1  | 1      |

### GRIFFEN CAREER HIGHS

|                     |    |                                       |
|---------------------|----|---------------------------------------|
| Points              | 21 | at Kentucky (2.24.24)                 |
| Field Goals         | 7  | vs. Missouri (1.16.24)                |
| Field Goal Att.     | 13 | 3x, last at Kentucky (2.24.24)        |
| 3PT Field Goals     | 5  | vs. North Carolina (3.28.24)          |
| 3PT Field Goal Att. | 10 | vs. Texas A&M (2.17.24)               |
| Free Throws         | 7  | at Kentucky (2.24.24)                 |
| Free Throw Att.     | 8  | at Kentucky (2.24.24)                 |
| Rebounds            | 7  | 4x, last vs. Auburn (1.24.24)         |
| Assists             | 8  | vs. Clemson (3.30.24)                 |
| Blocks              | 2  | 3x, last vs. North Carolina (11.8.24) |
| Steals              | 2  | 9x, last vs. Furman (11.30.24)        |
| Minutes             | 35 | at Kentucky (2.24.24)                 |

### 2024-25 GAME-BY-GAME

| OPPONENT (Date)             | MP | FG-A | PCT  | 3PT-A | PCT   | FT-A | PCT   | O-D-T | PF | A | TO | BLK | ST | TP |
|-----------------------------|----|------|------|-------|-------|------|-------|-------|----|---|----|-----|----|----|
| *HOWARD (11.4)              | 19 | 1-5  | .200 | 1-4   | .250  | 2-2  | 1.000 | 1-0-1 | 0  | 3 | 1  | 0   | 0  | 5  |
| *NORTH CAROLINA (11.8)      | 16 | 2-5  | .400 | 2-4   | .500  | 0-0  | ---   | 0-1-1 | 2  | 0 | 0  | 2   | 0  | 6  |
| *vs. Michigan State (11.12) | 32 | 4-10 | .400 | 2-6   | .333  | 0-2  | .000  | 1-5-6 | 2  | 2 | 2  | 0   | 0  | 10 |
| *OAKLAND (11.16)            | 20 | 3-4  | .750 | 3-4   | .750  | 2-2  | 1.000 | 0-0-0 | 1  | 3 | 0  | 0   | 0  | 11 |
| *UNCW (11.19)               | 20 | 3-6  | .500 | 1-4   | .250  | 0-0  | ---   | 0-2-2 | 1  | 2 | 1  | 0   | 1  | 7  |
| vs. Duke (11.26)            | 17 | 2-6  | .333 | 1-4   | .250  | 3-3  | 1.000 | 1-2-3 | 1  | 0 | 0  | 0   | 1  | 8  |
| FURMAN (11.30)              | 16 | 5-8  | .625 | 0-3   | .000  | 0-0  | ---   | 0-4-4 | 2  | 0 | 1  | 1   | 2  | 10 |
| at Creighton (12.4)         | -  | -    | -    | -     | -     | -    | -     | -     | -  | - | -  | -   | -  | -  |
| at Missouri (12.8)          | 13 | 1-2  | .500 | 1-1   | 1.000 | 0-0  | ---   | 0-1-1 | 2  | 0 | 1  | 0   | 0  | 3  |
| *NC STATE (12.14)           | 31 | 1-6  | .167 | 0-4   | .000  | 0-0  | ---   | 2-2-4 | 1  | 3 | 2  | 0   | 0  | 2  |
| *BROWN (12.22)              | 16 | 3-5  | .600 | 1-2   | .500  | 0-0  | ---   | 0-3-3 | 1  | 0 | 0  | 0   | 0  | 7  |
| WEST VIRGINIA (12.31)*      | 12 | 1-3  | .333 | 1-3   | .333  | 0-0  | ---   | 0-2-2 | 1  | 0 | 1  | 0   | 0  | 3  |
| at UCF (1.5)*               |    |      |      |       |       |      |       |       |    |   |    |     |    |    |
| ARIZONA STATE (1.8)*        |    |      |      |       |       |      |       |       |    |   |    |     |    |    |
| at Cincinnati (1.11)*       |    |      |      |       |       |      |       |       |    |   |    |     |    |    |
| at Iowa State (1.15)*       |    |      |      |       |       |      |       |       |    |   |    |     |    |    |
| KANSAS STATE (1.18)*        |    |      |      |       |       |      |       |       |    |   |    |     |    |    |
| at TCU (1.22)*              |    |      |      |       |       |      |       |       |    |   |    |     |    |    |
| HOUSTON (1.25)*             |    |      |      |       |       |      |       |       |    |   |    |     |    |    |
| UCF (1.28)*                 |    |      |      |       |       |      |       |       |    |   |    |     |    |    |
| at Baylor (2.1)*            |    |      |      |       |       |      |       |       |    |   |    |     |    |    |
| IOWA STATE (2.3)*           |    |      |      |       |       |      |       |       |    |   |    |     |    |    |
| at Kansas State (2.8)*      |    |      |      |       |       |      |       |       |    |   |    |     |    |    |
| COLORADO (2.11)*            |    |      |      |       |       |      |       |       |    |   |    |     |    |    |
| at Utah (2.15)*             |    |      |      |       |       |      |       |       |    |   |    |     |    |    |
| at BYU (2.18)*              |    |      |      |       |       |      |       |       |    |   |    |     |    |    |
| OKLAHOMA STATE (2.22)*      |    |      |      |       |       |      |       |       |    |   |    |     |    |    |
| at Colorado (2.24)*         |    |      |      |       |       |      |       |       |    |   |    |     |    |    |
| TEXAS TECH (3.1)*           |    |      |      |       |       |      |       |       |    |   |    |     |    |    |
| at Houston (3.3)*           |    |      |      |       |       |      |       |       |    |   |    |     |    |    |
| ARIZONA (3.8)*              |    |      |      |       |       |      |       |       |    |   |    |     |    |    |

\* Starter; \*Big 12 Conference game

### CAREER STATS

| SEASON   | GP-GS | MIN/AVG   | FG-FGA  | PCT  | 3FG-3FGA | PCT  | FT-FTA  | PCT  | O-D-T      | AVG | PF-FO | AST | TO | BLK | STL | PTS | AVG  |
|----------|-------|-----------|---------|------|----------|------|---------|------|------------|-----|-------|-----|----|-----|-----|-----|------|
| 2022-23* | 37-0  | 581/15.7  | 72-197  | .365 | 41-136   | .301 | 33-45   | .733 | 28-67-95   | 2.6 | 35-0  | 27  | 28 | 7   | 22  | 218 | 5.9  |
| 2023-24* | 36-33 | 945/26.3  | 132-291 | .454 | 74-189   | .392 | 64-79   | .810 | 33-88-121  | 3.4 | 74-3  | 67  | 52 | 9   | 19  | 402 | 11.2 |
| 2024-25  | 11-7  | 211/19.2  | 26-60   | .433 | 13-39    | .333 | 7-9     | .778 | 5-22-27    | 2.5 | 14-0  | 13  | 9  | 3   | 4   | 72  | 6.5  |
| TOTAL    | 84-40 | 1737/20.7 | 230-548 | .420 | 128-364  | .352 | 104-133 | .782 | 66-177-243 | 2.9 | 123-3 | 107 | 89 | 18  | 45  | 692 | 8.2  |

\*AT ALABAMA





# DAVID COIT

Senior • Guard • 5-11 • 175 • Columbus, N.J. • Scotland Campus Sports • Twitter: @diggycoit11 • IG: @diggycoit

- Joined the Kansas team in August 2024 after entering the transfer portal following the 2023-24 season at Northern Illinois
- In two seasons at NIU, Coit scored 1,051 points and made 175 threes, which averages out to 3.5 made per game
- Brought 175 career assists, 63 steals and an 87.9 free throw percentage (160-of-182) to Kansas
- Other Jayhawks who have worn jersey No. 8 include Charlie T. Black (1922-24), Bill Sapp (1947-49) and Maurice King (1955-57). Black's KU jersey was retired during the 1992 season.
- Is eighth on NCAA D1 active career leaders in 3FGs Made Per Game (2.73) and 15th in scoring average (16.0 ppg).
- Scored his 1,100th career point at Missouri (11/8). Has 1,118 points, 191 threes and 197 assists.

## CAREER HONORS

All-MAC Third Team [2024]  
NABC All-District 14 Second Team [2024]  
MAC Player of the Week (3.4.2024)  
All-MAC Third Team [2023]  
NABC All-District 14 Second Team [2023]  
Garden State Athletic Conference Player of the Year [2022]

## MISCELLANEOUS

|                             | FR. | SO. | JR. | SR. | CAREER |
|-----------------------------|-----|-----|-----|-----|--------|
| Double-Doubles              | -   | -   | 1   | -   | 1      |
| 10+ Points                  | -   | 22  | 28  | 2   | 52     |
| 20+ Points                  | -   | 9   | 16  | -   | 25     |
| 30+ Points                  | -   | 2   | 4   | -   | 6      |
| 5+ Rebounds                 | -   | 4   | 9   | 1   | 14     |
| 5+ Assists                  | -   | 6   | 7   | -   | 13     |
| 2+ 3PT Field Goals          | -   | 21  | 27  | 4   | 52     |
| 5+ 3PT Field Goals          | -   | 7   | 7   | -   | 14     |
| 2+ Steals                   | -   | 10  | 8   | 2   | 20     |
| 2+ Blocks                   | -   | -   | -   | -   | -      |
| Led Team in Pts. (at KU)    |     |     |     | -   | -      |
| Led Team in Rebs. (at KU)   |     |     |     | -   | -      |
| Led Team in Assists (at KU) |     |     |     | -   | -      |
| Led Team in Blocks (at KU)  |     |     |     | -   | -      |
| Led Team in Steals (at KU)  |     |     |     | 4   | 4      |

## COIT CAREER HIGHS

|                     |    |                                     |
|---------------------|----|-------------------------------------|
| Points              | 37 | at Buffalo (3.8.24)                 |
| Field Goals         | 12 | 2x, last at Akron (3.2.24)          |
| Field Goal Att.     | 29 | vs. Illinois Springfield (11.7.22)  |
| 3PT Field Goals     | 8  | at DePaul (11.25.23)                |
| 3PT Field Goal Att. | 20 | vs. Illinois Springfield (11.7.22)  |
| Free Throws         | 11 | vs. Kent State (1.24.23)            |
| Free Throw Att.     | 11 | vs. Kent State (1.24.23)            |
| Rebounds            | 8  | 2x, last vs. Little Rock (11.18.23) |
| Assists             | 10 | at Western Michigan (1.9.24)        |
| Blocks              | 1  | 7x, last vs. UNCW (11.19.24)        |
| Steals              | 5  | at Buffalo (1.7.23)                 |
| Minutes             | 49 | at Central Michigan (1.30.24)       |

## 2024-25 GAME-BY-GAME

| OPPONENT (Date)            | MP | FG-A | PCT   | 3PT-A | PCT   | FT-A | PCT  | O-D-T | PF | A | TO | BLK | ST | TP |
|----------------------------|----|------|-------|-------|-------|------|------|-------|----|---|----|-----|----|----|
| *HOWARD (11.4)             | 22 | 3-4  | .750  | 2-3   | .667  | 0-0  | ---  | 0-2-2 | 2  | 4 | 1  | 0   | 2  | 8  |
| *NORTH CAROLINA (11.8)     | 20 | 0-4  | .000  | 0-3   | .000  | 0-0  | ---  | 0-4-4 | 3  | 3 | 1  | 0   | 0  | 0  |
| vs. Michigan State (11.12) | 12 | 1-4  | .250  | 1-1   | 1.000 | 0-0  | ---  | 0-4-4 | 0  | 0 | 0  | 0   | 0  | 3  |
| OAKLAND (11.16)            | 19 | 1-4  | .250  | 1-3   | .333  | 0-0  | ---  | 0-0-0 | 1  | 2 | 0  | 0   | 0  | 3  |
| UNCW (11.19)               | 20 | 4-7  | .571  | 2-4   | .500  | 3-4  | .750 | 0-1-1 | 0  | 2 | 0  | 1   | 0  | 13 |
| vs. Duke (11.26)           | 10 | 1-2  | .500  | 1-2   | .500  | 0-0  | ---  | 0-0-0 | 2  | 1 | 0  | 0   | 0  | 3  |
| FURMAN (11.30)             | 22 | 4-6  | .667  | 1-2   | .500  | 0-0  | ---  | 0-5-5 | 1  | 2 | 0  | 0   | 0  | 9  |
| at Creighton (12.4)        | 21 | 3-9  | .333  | 2-4   | .500  | 0-0  | ---  | 1-1-2 | 0  | 1 | 0  | 0   | 2  | 8  |
| *at Missouri (12.8)        | 26 | 5-11 | .455  | 4-7   | .571  | 0-0  | ---  | 0-3-3 | 2  | 1 | 1  | 0   | 1  | 14 |
| NC STATE (12.14)           | 9  | 1-1  | 1.000 | 1-1   | 1.000 | 0-0  | ---  | 0-0-0 | 0  | 1 | 1  | 0   | 0  | 3  |
| BROWN (12.22)              | 17 | 1-6  | .167  | 1-5   | .200  | 0-0  | ---  | 0-2-2 | 0  | 1 | 0  | 0   | 1  | 3  |
| WEST VIRGINIA (12.31)*     | 17 | 0-3  | .000  | 0-2   | .000  | 0-0  | ---  | 1-1-2 | 0  | 1 | 0  | 0   | 1  | 0  |
| at UCF (1.5)*              |    |      |       |       |       |      |      |       |    |   |    |     |    |    |
| ARIZONA STATE (1.8)*       |    |      |       |       |       |      |      |       |    |   |    |     |    |    |
| at Cincinnati (1.11)*      |    |      |       |       |       |      |      |       |    |   |    |     |    |    |
| at Iowa State (1.15)*      |    |      |       |       |       |      |      |       |    |   |    |     |    |    |
| KANSAS STATE (1.18)*       |    |      |       |       |       |      |      |       |    |   |    |     |    |    |
| at TCU (1.22)*             |    |      |       |       |       |      |      |       |    |   |    |     |    |    |
| HOUSTON (1.25)*            |    |      |       |       |       |      |      |       |    |   |    |     |    |    |
| UCF (1.28)*                |    |      |       |       |       |      |      |       |    |   |    |     |    |    |
| at Baylor (2.1)*           |    |      |       |       |       |      |      |       |    |   |    |     |    |    |
| IOWA STATE (2.3)*          |    |      |       |       |       |      |      |       |    |   |    |     |    |    |
| at Kansas State (2.8)*     |    |      |       |       |       |      |      |       |    |   |    |     |    |    |
| COLORADO (2.11)*           |    |      |       |       |       |      |      |       |    |   |    |     |    |    |
| at Utah (2.15)*            |    |      |       |       |       |      |      |       |    |   |    |     |    |    |
| at BYU (2.18)*             |    |      |       |       |       |      |      |       |    |   |    |     |    |    |
| OKLAHOMA STATE (2.22)*     |    |      |       |       |       |      |      |       |    |   |    |     |    |    |
| at Colorado (2.24)*        |    |      |       |       |       |      |      |       |    |   |    |     |    |    |
| TEXAS TECH (3.1)*          |    |      |       |       |       |      |      |       |    |   |    |     |    |    |
| at Houston (3.3)*          |    |      |       |       |       |      |      |       |    |   |    |     |    |    |
| ARIZONA (3.8)*             |    |      |       |       |       |      |      |       |    |   |    |     |    |    |

\* Starter; \*Big 12 Conference game

## CAREER STATS

| SEASON   | GP-GS | MIN/AVG   | FG-FGA  | PCT  | 3FG-3FGA | PCT  | FT-FTA  | PCT  | O-D-T      | AVG | PF-FO | AST | TO  | BLK | STL | PTS  | AVG  |
|----------|-------|-----------|---------|------|----------|------|---------|------|------------|-----|-------|-----|-----|-----|-----|------|------|
| 2022-23^ | 29-26 | 996/34.3  | 158-368 | .429 | 81-215   | .377 | 52-60   | .867 | 8-74-82    | 2.8 | 29-0  | 81  | 50  | 0   | 36  | 449  | 15.5 |
| 2023-24^ | 29-29 | 1073/37.0 | 200-492 | .407 | 94-279   | .337 | 108-122 | .885 | 9-84-93    | 3.2 | 40-0  | 98  | 70  | 6   | 27  | 602  | 20.8 |
| 2024-25  | 12-3  | 215/17.9  | 24-61   | .393 | 16-37    | .432 | 3-4     | .750 | 2-23-25    | 2.1 | 11-0  | 19  | 4   | 1   | 7   | 67   | 5.6  |
| TOTAL    | 70-58 | 2283/32.6 | 382-921 | .415 | 191-531  | .360 | 163-186 | .876 | 19-181-200 | 2.9 | 80-0  | 198 | 124 | 7   | 70  | 1118 | 16.0 |

^AT NORTHERN ILLINOIS

WILDER EVERS (EE-vers)

RS-Sophomore • G • 6-4 • 185 • Birmingham, Ala. • Oak Mountain HS • Twitter: @EversWilder • IG: @wilderevers

- A walk-on from Birmingham, Alabama, who provides depth at the guard spots
- Has played in 12 games while at KU, including four this season.
- Comes from a family with Kansas ties as his brother plays baseball for KU and his parents competed in track and field at KU
- Helped lead Oak Mountain High School to three consecutive trips to Alabama's 7A state quarterfinals, including Final Four appearances in 2020 and 2021 and a state title in 2021
- The 2021 state championship was the first in Oak Mountain history
- A two-time all-county selection his junior and senior seasons
- Played for Chris Love at Oak Mountain
- Averaged 11.8 points, 4.3 rebounds and 3.0 assists per game his senior season

12

EVERS CAREER HIGHS

|                     |   |                                      |
|---------------------|---|--------------------------------------|
| Points              | 3 | 2x, last vs. Furman (11.30.24)       |
| Field Goals         | 1 | 5x, last vs. Furman (11.30.24)       |
| Field Goal Att.     | 2 | at Houston (3.9.24)                  |
| 3PT Field Goals     | 1 | 2x, last vs. Furman (11.30.24)       |
| 3PT Field Goal Att. | 1 | 6x, last vs. Brown (12.22.24)        |
| Free Throws         | - | -                                    |
| Free Throw Att.     | - | -                                    |
| Rebounds            | 1 | 3x, last at Houston (3.9.24)         |
| Assists             | 1 | 2x, last vs. Cincinnati (3.13.24)    |
| Blocks              | 1 | vs. Cincinnati (3.13.24)             |
| Steals              | - | -                                    |
| Minutes             | 8 | vs. North Carolina Central (11.6.23) |

2024-25 GAME-BY-GAME

| OPPONENT (Date)            | MP | FG-A | PCT   | 3PT-A | PCT   | FT-A | PCT | O-D-T | PF | A | TO | BLK | ST | TP |
|----------------------------|----|------|-------|-------|-------|------|-----|-------|----|---|----|-----|----|----|
| HOWARD (11.4)              | 2  | 1-1  | 1.000 | 1-1   | 1.000 | 0-0  | --- | 0-0-0 | 0  | 0 | 0  | 0   | 0  | 3  |
| NORTH CAROLINA (11.8)      | -  | -    | -     | -     | -     | -    | -   | -     | -  | - | -  | -   | -  | -  |
| vs. Michigan State (11.12) | -  | -    | -     | -     | -     | -    | -   | -     | -  | - | -  | -   | -  | -  |
| OAKLAND (11.16)            | 3  | 0-0  | ---   | 0-0   | ---   | 0-0  | --- | 0-0-0 | 0  | 0 | 0  | 0   | 0  | 0  |
| UNCW (11.19)               | -  | -    | -     | -     | -     | -    | -   | -     | -  | - | -  | -   | -  | -  |
| vs. Duke (11.26)           | -  | -    | -     | -     | -     | -    | -   | -     | -  | - | -  | -   | -  | -  |
| FURMAN (11.30)             | 1  | 1-1  | 1.000 | 1-1   | 1.000 | 0-0  | --- | 0-0-0 | 1  | 0 | 0  | 0   | 0  | 3  |
| at Creighton (12.4)        | -  | -    | -     | -     | -     | -    | -   | -     | -  | - | -  | -   | -  | -  |
| at Missouri (12.8)         | -  | -    | -     | -     | -     | -    | -   | -     | -  | - | -  | -   | -  | -  |
| NC STATE (12.14)           | -  | -    | -     | -     | -     | -    | -   | -     | -  | - | -  | -   | -  | -  |
| BROWN (12.22)              | 2  | 0-1  | .000  | 0-1   | .000  | 0-0  | --- | 0-0-0 | 0  | 0 | 0  | 0   | 0  | 0  |
| WEST VIRGINIA (12.31)*     | -  | -    | -     | -     | -     | -    | -   | -     | -  | - | -  | -   | -  | -  |
| at UCF (1.5)*              |    |      |       |       |       |      |     |       |    |   |    |     |    |    |
| ARIZONA STATE (1.8)*       |    |      |       |       |       |      |     |       |    |   |    |     |    |    |
| at Cincinnati (1.11)*      |    |      |       |       |       |      |     |       |    |   |    |     |    |    |
| at Iowa State (1.15)*      |    |      |       |       |       |      |     |       |    |   |    |     |    |    |
| KANSAS STATE (1.18)*       |    |      |       |       |       |      |     |       |    |   |    |     |    |    |
| at TCU (1.22)*             |    |      |       |       |       |      |     |       |    |   |    |     |    |    |
| HOUSTON (1.25)*            |    |      |       |       |       |      |     |       |    |   |    |     |    |    |
| UCF (1.28)*                |    |      |       |       |       |      |     |       |    |   |    |     |    |    |
| at Baylor (2.1)*           |    |      |       |       |       |      |     |       |    |   |    |     |    |    |
| IOWA STATE (2.3)*          |    |      |       |       |       |      |     |       |    |   |    |     |    |    |
| at Kansas State (2.8)*     |    |      |       |       |       |      |     |       |    |   |    |     |    |    |
| COLORADO (2.11)*           |    |      |       |       |       |      |     |       |    |   |    |     |    |    |
| at Utah (2.15)*            |    |      |       |       |       |      |     |       |    |   |    |     |    |    |
| at BYU (2.18)*             |    |      |       |       |       |      |     |       |    |   |    |     |    |    |
| OKLAHOMA STATE (2.22)*     |    |      |       |       |       |      |     |       |    |   |    |     |    |    |
| at Colorado (2.24)*        |    |      |       |       |       |      |     |       |    |   |    |     |    |    |
| TEXAS TECH (3.1)*          |    |      |       |       |       |      |     |       |    |   |    |     |    |    |
| at Houston (3.3)*          |    |      |       |       |       |      |     |       |    |   |    |     |    |    |
| ARIZONA (3.8)*             |    |      |       |       |       |      |     |       |    |   |    |     |    |    |

^ Starter; \*Big 12 Conference game

CAREER STATS

| SEASON  | GP-GS | MIN/AVG | FG-FGA | PCT  | 3FG-3FGA | PCT  | FT-FTA | PCT | O-D-T | AVG | PF-FO | AST | TO | BLK | STL | PTS | AVG |
|---------|-------|---------|--------|------|----------|------|--------|-----|-------|-----|-------|-----|----|-----|-----|-----|-----|
| 2023-24 | 8-0   | 20/2.5  | 3-7    | .429 | 0-3      | .000 | 0-0    | --- | 0-3-3 | 0.4 | 1-0   | 2   | 0  | 1   | 0   | 6   | 0.8 |
| 2024-25 | 4-0   | 8/2.1   | 2-3    | .667 | 2-3      | .667 | 0-0    | --- | 0-0-0 | 0.0 | 1-0   | 0   | 0  | 0   | 0   | 6   | 2.0 |
| TOTAL   | 12-0  | 28/2.3  | 5-10   | .500 | 2-6      | .333 | 0-0    | --- | 0-3-3 | 0.3 | 2-0   | 2   | 0  | 1   | 0   | 12  | 1.0 |



# PATRICK CASSIDY

Senior • G • 6-1 • 185 • Columbus, Kan. • Columbus Unified HS • Twitter: @patrickcassidy • IG: @patrickcassidy14

- An invited walk-on who will provide depth at the point guard position
- Has played in 10 games while at Kansas, including four this season.
- Was a two-year manager for the Kansas men's basketball program, including the 2021-22 NCAA National Championship season
- A 2020 all-state selection at Columbus Unified High School (CUHS)
- Was named to the Kansas Basketball Coaches Association (KBCA) Class 3A All-State First Team in 2020
- Scored more than 1,000 points for his career
- A four-sport athlete while at Columbus, also playing football, baseball and track & field
- Racked up more than 1,500 combined yards as a quarterback, scoring 25 touchdowns at CUHS
- An all-conference all-academic selection who was the Class of 2020 valedictorian at CUHS

## CAREER HONORS

Big 12 Gerald Lage Academic Achievement Award [2024]

## CASSIDY CAREER HIGHS

|                     |   |                                      |
|---------------------|---|--------------------------------------|
| Points              | 3 | vs. Cincinnati (3.13.24)             |
| Field Goals         | 1 | 2x, last vs. Cincinnati (3.13.24)    |
| Field Goal Att.     | 2 | 4x, last vs. Brown (12.22.24)        |
| 3PT Field Goals     | 1 | vs. Cincinnati (3.13.24)             |
| 3PT Field Goal Att. | 3 | 3x, last vs. Brown (12.22.24)        |
| Free Throws         | - | -                                    |
| Free Throw Att.     | - | -                                    |
| Rebounds            | 2 | vs. Kansas State (3.5.24)            |
| Assists             | 1 | vs. Brown (12.22.24)                 |
| Blocks              | - | -                                    |
| Steals              | - | -                                    |
| Minutes             | 5 | vs. North Carolina Central (11.6.23) |

## 2024-25 GAME-BY-GAME

| OPPONENT (Date)            | MP | FG-A | PCT  | 3PT-A | PCT  | FT-A | PCT | O-D-T | PF | A | TO | BLK | ST | TP |
|----------------------------|----|------|------|-------|------|------|-----|-------|----|---|----|-----|----|----|
| HOWARD (11.4)              | 2  | 0-2  | .000 | 0-2   | .000 | 0-0  | --- | 0-0-0 | 0  | 0 | 0  | 0   | 0  | 0  |
| NORTH CAROLINA (11.8)      | -  | -    | -    | -     | -    | -    | -   | -     | -  | - | -  | -   | -  | -  |
| vs. Michigan State (11.12) | -  | -    | -    | -     | -    | -    | -   | -     | -  | - | -  | -   | -  | -  |
| OAKLAND (11.16)            | 3  | 0-2  | .000 | 0-2   | .000 | 0-0  | --- | 0-0-0 | 1  | 0 | 0  | 0   | 0  | 0  |
| UNCW (11.19)               | -  | -    | -    | -     | -    | -    | -   | -     | -  | - | -  | -   | -  | -  |
| vs. Duke (11.26)           | -  | -    | -    | -     | -    | -    | -   | -     | -  | - | -  | -   | -  | -  |
| FURMAN (11.30)             | 1  | 0-0  | ---  | 0-0   | ---  | 0-0  | --- | 0-0-0 | 1  | 0 | 1  | 0   | 0  | 0  |
| at Creighton (12.4)        | -  | -    | -    | -     | -    | -    | -   | -     | -  | - | -  | -   | -  | -  |
| at Missouri (12.8)         | -  | -    | -    | -     | -    | -    | -   | -     | -  | - | -  | -   | -  | -  |
| NC STATE (12.14)           | -  | -    | -    | -     | -    | -    | -   | -     | -  | - | -  | -   | -  | -  |
| BROWN (12.22)              | 2  | 0-2  | .000 | 0-2   | .000 | 0-0  | --- | 0-1-1 | 0  | 1 | 0  | 0   | 0  | 0  |
| WEST VIRGINIA (12.31)*     | -  | -    | -    | -     | -    | -    | -   | -     | -  | - | -  | -   | -  | -  |
| at UCF (1.5)*              |    |      |      |       |      |      |     |       |    |   |    |     |    |    |
| ARIZONA STATE (1.8)*       |    |      |      |       |      |      |     |       |    |   |    |     |    |    |
| at Cincinnati (1.11)*      |    |      |      |       |      |      |     |       |    |   |    |     |    |    |
| at Iowa State (1.15)*      |    |      |      |       |      |      |     |       |    |   |    |     |    |    |
| KANSAS STATE (1.18)*       |    |      |      |       |      |      |     |       |    |   |    |     |    |    |
| at TCU (1.22)*             |    |      |      |       |      |      |     |       |    |   |    |     |    |    |
| HOUSTON (1.25)*            |    |      |      |       |      |      |     |       |    |   |    |     |    |    |
| UCF (1.28)*                |    |      |      |       |      |      |     |       |    |   |    |     |    |    |
| at Baylor (2.1)*           |    |      |      |       |      |      |     |       |    |   |    |     |    |    |
| IOWA STATE (2.3)*          |    |      |      |       |      |      |     |       |    |   |    |     |    |    |
| at Kansas State (2.8)*     |    |      |      |       |      |      |     |       |    |   |    |     |    |    |
| COLORADO (2.11)*           |    |      |      |       |      |      |     |       |    |   |    |     |    |    |
| at Utah (2.15)*            |    |      |      |       |      |      |     |       |    |   |    |     |    |    |
| at BYU (2.18)*             |    |      |      |       |      |      |     |       |    |   |    |     |    |    |
| OKLAHOMA STATE (2.22)*     |    |      |      |       |      |      |     |       |    |   |    |     |    |    |
| at Colorado (2.24)*        |    |      |      |       |      |      |     |       |    |   |    |     |    |    |
| TEXAS TECH (3.1)*          |    |      |      |       |      |      |     |       |    |   |    |     |    |    |
| at Houston (3.3)*          |    |      |      |       |      |      |     |       |    |   |    |     |    |    |
| ARIZONA (3.8)*             |    |      |      |       |      |      |     |       |    |   |    |     |    |    |

^ Starter; \*Big 12 Conference game

## CAREER STATS

| SEASON  | GP-GS | MIN/AVG | FG-FGA | PCT  | 3FG-3FGA | PCT  | FT-FTA | PCT | O-D-T | AVG | PF-FO | AST | TO | BLK | STL | PTS | AVG |
|---------|-------|---------|--------|------|----------|------|--------|-----|-------|-----|-------|-----|----|-----|-----|-----|-----|
| 2023-24 | 6-0   | 10/1.7  | 2-5    | .400 | 1-3      | .333 | 0-0    | --- | 2-1-3 | 0.5 | 1-0   | 0   | 0  | 0   | 0   | 5   | 0.8 |
| 2024-25 | 4-0   | 8/2.1   | 0-6    | .000 | 0-6      | .000 | 0-0    | --- | 0-1-1 | 0.3 | 2-0   | 1   | 1  | 0   | 0   | 0   | 0.0 |
| TOTAL   | 10-0  | 19/1.9  | 2-11   | .182 | 1-9      | .111 | 0-0    | --- | 2-2-4 | 0.4 | 3-0   | 1   | 1  | 0   | 0   | 5   | 0.5 |



DILLON WILHITE

RS-Junior • F • 6-9 • 240 • San Diego, Calif. • Cathedral Catholic HS • Twitter: @dillonwhilite • IG: @dillon.wilHITE

- Has played in 17 games while at Kansas, including nine in 2023-24 and three this season.
- Made his collegiate debut against North Dakota State (11/10/22).
- Was a redshirt on Kansas' 2022 NCAA National Championship team
- Played in five games in 2022-23
- Graduated from Kansas in May 2024 with a finance degree and is pursuing his MBA with a May 2025 graduation
- Played two sports – basketball and volleyball – in high school
- Comes from an athletic family as his sisters play volleyball at Georgetown, his father, who grew up in Lawrence, played golf at TCU and he has three cousins who played college football and an aunt who played college golf.

WILHITE CAREER HIGHS

|                     |   |                                  |
|---------------------|---|----------------------------------|
| Points              | 3 | vs. Manhattan College (11.10.23) |
| Field Goals         | 1 | vs. Manhattan College (11.10.23) |
| Field Goal Att.     | 2 | vs. Manhattan College (11.10.23) |
| 3PT Field Goals     | - | -                                |
| 3PT Field Goal Att. | - | -                                |
| Free Throws         | 1 | vs. Manhattan College (11.10.23) |
| Free Throw Att.     | 2 | vs. Manhattan College (11.10.23) |
| Rebounds            | 1 | 4x, last vs. Brown (12.22.24)    |
| Assists             | - | -                                |
| Blocks              | - | -                                |
| Steals              | - | -                                |
| Minutes             | 6 | at Houston (3.9.24)              |

2024-25 GAME-BY-GAME

| OPPONENT (Date)            | MP | FG-A | PCT | 3PT-A | PCT | FT-A | PCT | O-D-T | PF | A | TO | BLK | ST | TP |
|----------------------------|----|------|-----|-------|-----|------|-----|-------|----|---|----|-----|----|----|
| HOWARD (11.4)              | -  | -    | -   | -     | -   | -    | -   | -     | -  | - | -  | -   | -  | -  |
| NORTH CAROLINA (11.8)      | -  | -    | -   | -     | -   | -    | -   | -     | -  | - | -  | -   | -  | -  |
| vs. Michigan State (11.12) | -  | -    | -   | -     | -   | -    | -   | -     | -  | - | -  | -   | -  | -  |
| OAKLAND (11.16)            | 3  | 0-0  | --- | 0-0   | --- | 0-0  | --- | 0-0-0 | 1  | 0 | 0  | 0   | 0  | 0  |
| UNCW (11.19)               | -  | -    | -   | -     | -   | -    | -   | -     | -  | - | -  | -   | -  | -  |
| vs. Duke (11.26)           | -  | -    | -   | -     | -   | -    | -   | -     | -  | - | -  | -   | -  | -  |
| FURMAN (11.30)             | 2  | 0-0  | --- | 0-0   | --- | 0-0  | --- | 0-0-0 | 0  | 0 | 0  | 0   | 0  | 0  |
| at Creighton (12.4)        | -  | -    | -   | -     | -   | -    | -   | -     | -  | - | -  | -   | -  | -  |
| at Missouri (12.8)         | -  | -    | -   | -     | -   | -    | -   | -     | -  | - | -  | -   | -  | -  |
| NC STATE (12.14)           | -  | -    | -   | -     | -   | -    | -   | -     | -  | - | -  | -   | -  | -  |
| BROWN (12.22)              | 2  | 0-0  | --- | 0-0   | --- | 0-0  | --- | 0-1-1 | 0  | 0 | 0  | 0   | 0  | 0  |
| WEST VIRGINIA (12.31)*     | -  | -    | -   | -     | -   | -    | -   | -     | -  | - | -  | -   | -  | -  |
| at UCF (1.5)*              | -  | -    | -   | -     | -   | -    | -   | -     | -  | - | -  | -   | -  | -  |
| ARIZONA STATE (1.8)*       | -  | -    | -   | -     | -   | -    | -   | -     | -  | - | -  | -   | -  | -  |
| at Cincinnati (1.11)*      | -  | -    | -   | -     | -   | -    | -   | -     | -  | - | -  | -   | -  | -  |
| at Iowa State (1.15)*      | -  | -    | -   | -     | -   | -    | -   | -     | -  | - | -  | -   | -  | -  |
| KANSAS STATE (1.18)*       | -  | -    | -   | -     | -   | -    | -   | -     | -  | - | -  | -   | -  | -  |
| at TCU (1.22)*             | -  | -    | -   | -     | -   | -    | -   | -     | -  | - | -  | -   | -  | -  |
| HOUSTON (1.25)*            | -  | -    | -   | -     | -   | -    | -   | -     | -  | - | -  | -   | -  | -  |
| UCF (1.28)*                | -  | -    | -   | -     | -   | -    | -   | -     | -  | - | -  | -   | -  | -  |
| at Baylor (2.1)*           | -  | -    | -   | -     | -   | -    | -   | -     | -  | - | -  | -   | -  | -  |
| IOWA STATE (2.3)*          | -  | -    | -   | -     | -   | -    | -   | -     | -  | - | -  | -   | -  | -  |
| at Kansas State (2.8)*     | -  | -    | -   | -     | -   | -    | -   | -     | -  | - | -  | -   | -  | -  |
| COLORADO (2.11)*           | -  | -    | -   | -     | -   | -    | -   | -     | -  | - | -  | -   | -  | -  |
| at Utah (2.15)*            | -  | -    | -   | -     | -   | -    | -   | -     | -  | - | -  | -   | -  | -  |
| at BYU (2.18)*             | -  | -    | -   | -     | -   | -    | -   | -     | -  | - | -  | -   | -  | -  |
| OKLAHOMA STATE (2.22)*     | -  | -    | -   | -     | -   | -    | -   | -     | -  | - | -  | -   | -  | -  |
| at Colorado (2.24)*        | -  | -    | -   | -     | -   | -    | -   | -     | -  | - | -  | -   | -  | -  |
| TEXAS TECH (3.1)*          | -  | -    | -   | -     | -   | -    | -   | -     | -  | - | -  | -   | -  | -  |
| at Houston (3.3)*          | -  | -    | -   | -     | -   | -    | -   | -     | -  | - | -  | -   | -  | -  |
| ARIZONA (3.8)*             | -  | -    | -   | -     | -   | -    | -   | -     | -  | - | -  | -   | -  | -  |

^ Starter; \*Big 12 Conference game

CAREER STATS

| SEASON  | GP-GS | MIN/AVG | FG-FGA | PCT  | 3FG-3FGA | PCT | FT-FTA | PCT  | O-D-T | AVG | PF-FO | AST | TO | BLK | STL | PTS | AVG |
|---------|-------|---------|--------|------|----------|-----|--------|------|-------|-----|-------|-----|----|-----|-----|-----|-----|
| 2022-23 | 5-0   | 6/1.2   | 0-0    | ---  | 0-0      | --- | 0-0    | ---  | 0-1-1 | 0.1 | 3-0   | 0   | 1  | 0   | 0   | 0   | 0.0 |
| 2023-24 | 9-0   | 22/2.4  | 1-3    | .333 | 0-0      | --- | 1-4    | .250 | 1-1-2 | 0.2 | 4-0   | 0   | 3  | 0   | 0   | 3   | 0.3 |
| 2024-25 | 3-0   | 6/2.1   | 0-0    | ---  | 0-0      | --- | 0-0    | ---  | 0-1-1 | 0.3 | 1-0   | 0   | 0  | 0   | 0   | 0   | 0.0 |
| TOTAL   | 17-0  | 36/2.1  | 1-3    | .333 | 0-0      | --- | 1-4    | .250 | 1-3-4 | 0.2 | 8-0   | 0   | 4  | 0   | 0   | 3   | 0.2 |



CAREER HONORS

Wooden Award Preseason Top 50 Watch List  
All-Big 12 Honorable Mention [2024]  
Academic All-Big 12 First Team [2023]  
Big 12 Most Improved Player [2023]  
All-Big 12 Honorable Mention [2023]  
Big 12 Player of the Week (1.16.2023)  
Big 12 All-Freshman Team [2022]

MISCELLANEOUS

|                     | FR. | SO. | JR. | SR. | CAREER |
|---------------------|-----|-----|-----|-----|--------|
| Double-Doubles      | -   | -   | 2   | -   | 2      |
| 10+ Points          | -   | 20  | 26  | 5   | 51     |
| 20+ Points          | -   | 1   | 2   | 1   | 4      |
| 5+ Rebounds         | -   | 15  | 14  | 4   | 33     |
| 10+ Rebounds        | -   | -   | 3   | -   | 3      |
| 2+ Assists          | 1   | 21  | 29  | 8   | 59     |
| 5+ Assists          | -   | -   | 7   | 1   | 8      |
| 2+ 3PT Field Goals  | -   | -   | -   | -   | -      |
| 2+ Steals           | -   | 7   | 12  | 1   | 20     |
| 2+ Blocks           | 2   | 6   | 4   | 3   | 15     |
| Led Team in Pts.    | -   | 1   | 4   | 1   | 6      |
| Led Team in Rebs.   | -   | 3   | 2   | -   | 5      |
| Led Team in Assists | -   | 2   | 3   | -   | 5      |
| Led Team in Blocks  | -   | 14  | 6   | 5   | 25     |
| Led Team in Steals  | 1   | 3   | 7   | 2   | 13     |

ADAMS CAREER HIGHS

|                     |    |                                   |
|---------------------|----|-----------------------------------|
| Points              | 22 | 3x, last vs. Furman (11.30.24)    |
| Field Goals         | 10 | 2x, last vs. Furman (11.30.24)    |
| Field Goal Att.     | 14 | 2x, last vs. Cincinnati (3.13.24) |
| 3PT Field Goals     | -  |                                   |
| 3PT Field Goal Att. | 1  | 7x, last at Texas Tech (2.12.24)  |
| Free Throws         | 7  | 2x, last at Iowa State (1.27.24)  |
| Free Throw Att.     | 10 | 3x, last at Iowa State (1.27.24)  |
| Rebounds            | 11 | vs. Wichita State (12.30.23)      |
| Assists             | 7  | vs. Houston (2.3.24)              |
| Blocks              | 3  | 4x, last vs. NC State (12.14.24)  |
| Steals              | 4  | 3x, last at Kansas State (2.5.24) |
| Minutes             | 43 | at Kansas State (2.5.24)          |

KJ ADAMS

Senior • F • 6-7 • 235 • Austin, Texas • Westlake HS • Twitter: @kj\_atx • IG: @kjadams

- All-Big 12 Honorable Mention (2024)
- 2022-23 Big 12 Most Improved Player and All-Big 12 Honorable Mention
- Had a solid freshman season where he played in 37 games with one start in Kansas' 2022 NCAA National Championship season.
- Was named to the 2022 Big 12 All-Freshman Team by the conference coaches
- A solid defender used in lock down situations, including the final 4.3 second of the 2022 NCAA title game against North Carolina
- Had a solid prep career at Westlake High School going 63-4 in his final two seasons
- Parents (football and basketball) and sister (volleyball) all played NCAA Division I sports
- Played club lacrosse growing up
- Full name is Kevin Wynn Adams Jr. and goes by KJ (Kevin Junior), not KJ Adams Jr.

2024-25 GAME-BY-GAME

| OPPONENT (Date)             | MP | FG-A  | PCT   | 3PT-A | PCT | FT-A | PCT   | O-D-T | PF | A | TO | BLK | ST | TP |
|-----------------------------|----|-------|-------|-------|-----|------|-------|-------|----|---|----|-----|----|----|
| ^HOWARD (11.4)              | 23 | 3-3   | 1.000 | 0-0   | --- | 1-2  | .500  | 1-3-4 | 2  | 3 | 0  | 1   | 1  | 7  |
| ^NORTH CAROLINA (11.8)      | 37 | 7-13  | .538  | 0-0   | --- | 0-0  | ---   | 2-0-2 | 2  | 2 | 0  | 0   | 0  | 14 |
| ^vs. Michigan State (11.12) | 27 | 1-7   | .143  | 0-0   | --- | 5-6  | .833  | 2-1-3 | 3  | 1 | 1  | 3   | 1  | 7  |
| ^OAKLAND (11.16)            | 24 | 5-6   | .833  | 0-0   | --- | 2-4  | .500  | 2-1-3 | 1  | 3 | 1  | 0   | 0  | 12 |
| ^UNCW (11.19)               | 29 | 1-3   | .333  | 0-0   | --- | 1-2  | .500  | 1-4-5 | 3  | 5 | 2  | 0   | 0  | 3  |
| ^vs. Duke (11.26)           | 33 | 4-6   | .667  | 0-0   | --- | 0-0  | ---   | 0-2-2 | 3  | 3 | 0  | 3   | 3  | 8  |
| ^FURMAN (11.30)             | 27 | 10-12 | .833  | 0-0   | --- | 2-2  | 1.000 | 3-3-6 | 0  | 3 | 1  | 1   | 1  | 22 |
| ^at Creighton (12.4)        | 31 | 2-6   | .333  | 0-0   | --- | 0-0  | ---   | 2-3-5 | 4  | 2 | 0  | 1   | 0  | 4  |
| ^at Missouri (12.8)         | 32 | 3-7   | .429  | 0-0   | --- | 5-5  | 1.000 | 3-1-4 | 4  | 1 | 3  | 0   | 0  | 11 |
| ^NC STATE (12.14)           | 29 | 3-4   | .750  | 0-0   | --- | 0-0  | ---   | 1-5-6 | 4  | 0 | 2  | 3   | 0  | 6  |
| ^BROWN (12.22)              | 29 | 4-8   | .500  | 0-0   | --- | 2-2  | 1.000 | 4-0-4 | 2  | 2 | 0  | 0   | 1  | 10 |
| ^WEST VIRGINIA (12.31)*     | 28 | 1-5   | .200  | 0-0   | --- | 0-0  | ---   | 0-1-1 | 3  | 0 | 1  | 0   | 0  | 2  |
| at UCF (1.5)*               |    |       |       |       |     |      |       |       |    |   |    |     |    |    |
| ARIZONA STATE (1.8)*        |    |       |       |       |     |      |       |       |    |   |    |     |    |    |
| at Cincinnati (1.11)*       |    |       |       |       |     |      |       |       |    |   |    |     |    |    |
| at Iowa State (1.15)*       |    |       |       |       |     |      |       |       |    |   |    |     |    |    |
| KANSAS STATE (1.18)*        |    |       |       |       |     |      |       |       |    |   |    |     |    |    |
| at TCU (1.22)*              |    |       |       |       |     |      |       |       |    |   |    |     |    |    |
| HOUSTON (1.25)*             |    |       |       |       |     |      |       |       |    |   |    |     |    |    |
| UCF (1.28)*                 |    |       |       |       |     |      |       |       |    |   |    |     |    |    |
| at Baylor (2.1)*            |    |       |       |       |     |      |       |       |    |   |    |     |    |    |
| IOWA STATE (2.3)*           |    |       |       |       |     |      |       |       |    |   |    |     |    |    |
| at Kansas State (2.8)*      |    |       |       |       |     |      |       |       |    |   |    |     |    |    |
| COLORADO (2.11)*            |    |       |       |       |     |      |       |       |    |   |    |     |    |    |
| at Utah (2.15)*             |    |       |       |       |     |      |       |       |    |   |    |     |    |    |
| at BYU (2.18)*              |    |       |       |       |     |      |       |       |    |   |    |     |    |    |
| OKLAHOMA STATE (2.22)*      |    |       |       |       |     |      |       |       |    |   |    |     |    |    |
| at Colorado (2.24)*         |    |       |       |       |     |      |       |       |    |   |    |     |    |    |
| TEXAS TECH (3.1)*           |    |       |       |       |     |      |       |       |    |   |    |     |    |    |
| at Houston (3.3)*           |    |       |       |       |     |      |       |       |    |   |    |     |    |    |
| ARIZONA (3.8)*              |    |       |       |       |     |      |       |       |    |   |    |     |    |    |

^ Starter; \*Big 12 Conference game

CAREER STATS

| SEASON  | GP-GS  | MIN/AVG   | FG-FGA  | PCT  | 3FG-3FGA | PCT  | FT-FTA  | PCT  | O-D-T       | AVG | PF-FO | AST | TO  | BLK | STL | PTS | AVG  |
|---------|--------|-----------|---------|------|----------|------|---------|------|-------------|-----|-------|-----|-----|-----|-----|-----|------|
| 2021-22 | 37-1   | 176/4.9   | 13-25   | .520 | 0-1      | .000 | 12-20   | .600 | 20-10-30    | 0.8 | 20-0  | 10  | 7   | 8   | 2   | 38  | 1.1  |
| 2022-23 | 36-36  | 985/27.3  | 156-251 | .620 | 0-3      | .000 | 68-112  | .610 | 74-82-156   | 4.3 | 106-3 | 70  | 55  | 29  | 27  | 380 | 10.6 |
| 2023-24 | 34-32  | 1136/33.4 | 178-296 | .601 | 0-3      | .000 | 72-120  | .600 | 51-104-155  | 4.6 | 83-3  | 105 | 60  | 20  | 39  | 428 | 12.6 |
| 2024-25 | 12-12  | 349/29.1  | 44-80   | .550 | 0-0      | ---  | 18-23   | .783 | 21-24-45    | 3.8 | 31-0  | 25  | 11  | 12  | 7   | 106 | 8.8  |
| TOTAL   | 119-81 | 2641/22.2 | 391-652 | .600 | 0-7      | .000 | 170-275 | .618 | 166-220-386 | 3.2 | 240-6 | 210 | 133 | 69  | 75  | 952 | 8.0  |



FLORY BIDUNGA

Freshman • F • 6-9 • 220 • Democratic Republic of Congo • Kokomo HS (Ind.) • Twitter: @FBidunga • IG: @flory\_bidunga

- A McDonald's All-American who was a two-time Indiana Gatorade Player of the Year his junior and senior seasons in high school
- Is a five-star big man from the Democratic Republic of the Congo who attended Kokomo High School in Kokomo, Indiana.
- Kansas' 51st McDonald's All-American
- Naismith Boys High School All-America Third Team his senior season
- Averaged 19.0 points and 12.9 rebounds, 4.4 blocked shots and 3.2 assists per game as a high school senior
- Can speak multiple languages, mainly English and French

BIDUNGA CAREER HIGHS

|                     |    |  |
|---------------------|----|--|
| Points              | 13 | vs. Howard (11.4.24)                         |
| Field Goals         | 6  | vs. Howard (11.4.24)                         |
| Field Goal Att.     | 6  | vs. Howard (11.4.24)                         |
| 3PT Field Goals     | -  | -  |
| 3PT Field Goal Att. | -  | -  |
| Free Throws         | 2  | vs. North Carolina (11.8.24)                 |
| Free Throw Att.     | 4  | vs. North Carolina (11.8.24)                 |
| Rebounds            | 11 | vs. West Virginia (12.31.4)                  |
| Assists             | 1  | vs. Furman (11.30.24)                        |
| Blocks              | 2  | vs. Brown (12.22.24)<br>vs. Howard (11.4.24) |
| Steals              | 2  | vs. Howard (11.4.24)                         |
| Minutes             | 17 | 2x, last vs. West Virginia (12.31.24)        |

2024-25 GAME-BY-GAME

| OPPONENT (Date)            | MP | FG-A | PCT   | 3PT-A | PCT | FT-A | PCT  | O-D-T   | PF | A | TO | BLK | ST | TP |
|----------------------------|----|------|-------|-------|-----|------|------|---------|----|---|----|-----|----|----|
| HOWARD (11.4)              | 17 | 6-6  | 1.000 | 0-0   | --- | 1-2  | .500 | 1-7-8   | 1  | 0 | 0  | 2   | 2  | 13 |
| NORTH CAROLINA (11.8)      | 11 | 3-4  | .750  | 0-0   | --- | 2-4  | .500 | 4-4-8   | 1  | 0 | 0  | 1   | 0  | 8  |
| vs. Michigan State (11.12) | 12 | 3-5  | .600  | 0-0   | --- | 0-0  | ---  | 0-1-1   | 4  | 0 | 0  | 1   | 0  | 6  |
| OAKLAND (11.16)            | 14 | 4-5  | .800  | 0-0   | --- | 1-2  | .500 | 2-2-4   | 3  | 0 | 3  | 1   | 0  | 9  |
| UNCW (11.19)               | 8  | 3-3  | 1.000 | 0-0   | --- | 0-0  | ---  | 1-1-2   | 1  | 0 | 0  | 0   | 0  | 6  |
| vs. Duke (11.26)           | 16 | 2-2  | 1.000 | 0-0   | --- | 2-3  | .667 | 2-6-8   | 2  | 0 | 4  | 1   | 1  | 6  |
| FURMAN (11.30)             | 15 | 4-5  | .800  | 0-0   | --- | 0-2  | .000 | 3-3-6   | 2  | 1 | 0  | 0   | 0  | 8  |
| at Creighton (12.4)        | 12 | 1-1  | 1.000 | 0-0   | --- | 0-0  | ---  | 2-3-5   | 2  | 0 | 0  | 0   | 1  | 2  |
| at Missouri (12.8)         | 7  | 0-1  | .000  | 0-0   | --- | 1-2  | .500 | 1-2-3   | 0  | 0 | 0  | 1   | 0  | 1  |
| NC STATE (12.14)           | 7  | 0-1  | .000  | 0-0   | --- | 0-0  | ---  | 0-3-3   | 4  | 0 | 0  | 1   | 0  | 0  |
| BROWN (12.22)              | 14 | 4-4  | 1.000 | 0-0   | --- | 0-0  | ---  | 0-6-6   | 2  | 0 | 0  | 2   | 1  | 8  |
| WEST VIRGINIA (12.31)*     | 17 | 4-4  | 1.000 | 0-0   | --- | 0-0  | ---  | 1-10-11 | 2  | 0 | 1  | 0   | 0  | 8  |
| at UCF (1.5)*              |    |      |       |       |     |      |      |         |    |   |    |     |    |    |
| ARIZONA STATE (1.8)*       |    |      |       |       |     |      |      |         |    |   |    |     |    |    |
| at Cincinnati (1.11)*      |    |      |       |       |     |      |      |         |    |   |    |     |    |    |
| at Iowa State (1.15)*      |    |      |       |       |     |      |      |         |    |   |    |     |    |    |
| KANSAS STATE (1.18)*       |    |      |       |       |     |      |      |         |    |   |    |     |    |    |
| at TCU (1.22)*             |    |      |       |       |     |      |      |         |    |   |    |     |    |    |
| HOUSTON (1.25)*            |    |      |       |       |     |      |      |         |    |   |    |     |    |    |
| UCF (1.28)*                |    |      |       |       |     |      |      |         |    |   |    |     |    |    |
| at Baylor (2.1)*           |    |      |       |       |     |      |      |         |    |   |    |     |    |    |
| IOWA STATE (2.3)*          |    |      |       |       |     |      |      |         |    |   |    |     |    |    |
| at Kansas State (2.8)*     |    |      |       |       |     |      |      |         |    |   |    |     |    |    |
| COLORADO (2.11)*           |    |      |       |       |     |      |      |         |    |   |    |     |    |    |
| at Utah (2.15)*            |    |      |       |       |     |      |      |         |    |   |    |     |    |    |
| at BYU (2.18)*             |    |      |       |       |     |      |      |         |    |   |    |     |    |    |
| OKLAHOMA STATE (2.22)*     |    |      |       |       |     |      |      |         |    |   |    |     |    |    |
| at Colorado (2.24)*        |    |      |       |       |     |      |      |         |    |   |    |     |    |    |
| TEXAS TECH (3.1)*          |    |      |       |       |     |      |      |         |    |   |    |     |    |    |
| at Houston (3.3)*          |    |      |       |       |     |      |      |         |    |   |    |     |    |    |
| ARIZONA (3.8)*             |    |      |       |       |     |      |      |         |    |   |    |     |    |    |

^ Starter; \*Big 12 Conference game

CAREER STATS

| SEASON  | GP-GS | MIN/AVG  | FG-FGA | PCT  | 3FG-3FGA | PCT | FT-FTA | PCT  | O-D-T    | AVG | PF-FO | AST | TO | BLK | STL | PTS | AVG |
|---------|-------|----------|--------|------|----------|-----|--------|------|----------|-----|-------|-----|----|-----|-----|-----|-----|
| 2024-25 | 12-0  | 150/12.5 | 34-41  | .829 | 0-0      | --- | 7-15   | .467 | 17-48-65 | 5.4 | 24-0  | 1   | 8  | 10  | 5   | 75  | 6.3 |
| TOTAL   | 12-0  | 150/12.5 | 34-41  | .829 | 0-0      | --- | 7-15   | .467 | 17-48-65 | 5.4 | 24-0  | 1   | 8  | 10  | 5   | 75  | 6.3 |





CAREER HONORS

Academic All-Big 12 First Team [2023]  
CSC Academic All-District [2023]

CLEMENCE CAREER HIGHS

|                     |    |  |
|---------------------|----|--|
| Points              | 10 | vs. Oklahoma (1.10.23)                                     |
| Field Goals         | 3  | vs. Stony Brook (11.18.21)                                 |
| Field Goal Att.     | 8  | vs. Stony Brook (11.18.21)                                 |
| 3PT Field Goals     | 2  | vs. Stony Brook (1.10.21)<br>vs. Oklahoma (1.10.23)        |
| 3PT Field Goal Att. | 5  | vs. Wisconsin (11.24.22)                                   |
| Free Throws         | 3  | vs. Stony Brook (11.18.21)                                 |
| Free Throw Att.     | 4  | 4x, last vs. Missouri (12.11.21)                           |
| Rebounds            | 6  | vs. Oklahoma State (2.14.22)<br>vs. Stony Brook (11.18.21) |
| Assists             | 3  | vs. Texas Southern (3.17.22)                               |
| Blocks              | 3  | vs. Kansas State (1.31.23)                                 |
| Steals              | 2  | 3x, last at Creighton (12.4.24)                            |
| Minutes             | 15 | vs. Kansas State (1.31.23)                                 |

ZACH CLEMENCE

RS-Junior • F • 6-11 • 230 • San Antonio, Texas. • Sunrise Christian Academy (Kan.) • Twitter: @BIGZTEXAS • IG: @zachery\_clemence

- Entered the transfer portal following the 2022-23 season yet returned to Kansas and was a redshirt in 2023-24
- Has played in 52 games while at Kansas, including 20 in 2022-23 and 24 in Kansas’ 2022 NCAA National Championship season
- Wore jersey No. 21 his first two seasons and switched to No. 41 before the 2023-24 season
- A solid shooter and being 6-foot-11, can play multiple positions and be a tough matchup
- Played his prep career at national powers Sunrise Academy and Findley Prep.

2024-25 GAME-BY-GAME

| OPPONENT (Date)            | MP | FG-A | PCT   | 3PT-A | PCT  | FT-A | PCT  | O-D-T | PF | A | TO | BLK | ST | TP |
|----------------------------|----|------|-------|-------|------|------|------|-------|----|---|----|-----|----|----|
| HOWARD (11.4)              | 14 | 1-2  | .500  | 0-1   | .000 | 3-4  | .750 | 1-0-1 | 3  | 1 | 1  | 0   | 1  | 5  |
| NORTH CAROLINA (11.8)      | -  | -    | -     | -     | -    | -    | -    | -     | -  | - | -  | -   | -  | -  |
| vs. Michigan State (11.12) | 2  | 0-2  | .000  | 0-0   | ---  | 0-0  | ---  | 2-0-2 | 0  | 0 | 1  | 0   | 1  | 0  |
| OAKLAND (11.16)            | 4  | 0-2  | .000  | 0-1   | .000 | 0-0  | ---  | 1-1-2 | 1  | 0 | 0  | 0   | 0  | 0  |
| UNCW (11.19)               | 3  | 1-1  | 1.000 | 0-0   | ---  | 0-0  | ---  | 0-0-0 | 1  | 0 | 0  | 0   | 0  | 2  |
| vs. Duke (11.26)           | -  | -    | -     | -     | -    | -    | -    | -     | -  | - | -  | -   | -  | -  |
| FURMAN (11.30)             | 3  | 0-0  | ---   | 0-0   | ---  | 0-0  | ---  | 1-2-3 | 0  | 2 | 0  | 1   | 1  | 0  |
| at Creighton (12.4)        | 7  | 2-2  | 1.000 | 0-0   | ---  | 0-1  | .000 | 0-1-1 | 1  | 0 | 0  | 0   | 2  | 4  |
| at Missouri (12.8)         | 3  | 0-0  | ---   | 0-0   | ---  | 0-0  | ---  | 0-1-1 | 0  | 0 | 0  | 0   | 0  | 0  |
| NC STATE (12.14)           | 6  | 0-0  | ---   | 0-0   | ---  | 0-0  | ---  | 1-0-1 | 2  | 0 | 1  | 0   | 0  | 0  |
| BROWN (12.22)              | -  | -    | -     | -     | -    | -    | -    | -     | -  | - | -  | -   | -  | -  |
| WEST VIRGINIA (12.31)*     | -  | -    | -     | -     | -    | -    | -    | -     | -  | - | -  | -   | -  | -  |
| at UCF (1.5)*              |    |      |       |       |      |      |      |       |    |   |    |     |    |    |
| ARIZONA STATE (1.8)*       |    |      |       |       |      |      |      |       |    |   |    |     |    |    |
| at Cincinnati (1.11)*      |    |      |       |       |      |      |      |       |    |   |    |     |    |    |
| at Iowa State (1.15)*      |    |      |       |       |      |      |      |       |    |   |    |     |    |    |
| KANSAS STATE (1.18)*       |    |      |       |       |      |      |      |       |    |   |    |     |    |    |
| at TCU (1.22)*             |    |      |       |       |      |      |      |       |    |   |    |     |    |    |
| HOUSTON (1.25)*            |    |      |       |       |      |      |      |       |    |   |    |     |    |    |
| UCF (1.28)*                |    |      |       |       |      |      |      |       |    |   |    |     |    |    |
| at Baylor (2.1)*           |    |      |       |       |      |      |      |       |    |   |    |     |    |    |
| IOWA STATE (2.3)*          |    |      |       |       |      |      |      |       |    |   |    |     |    |    |
| at Kansas State (2.8)*     |    |      |       |       |      |      |      |       |    |   |    |     |    |    |
| COLORADO (2.11)*           |    |      |       |       |      |      |      |       |    |   |    |     |    |    |
| at Utah (2.15)*            |    |      |       |       |      |      |      |       |    |   |    |     |    |    |
| at BYU (2.18)*             |    |      |       |       |      |      |      |       |    |   |    |     |    |    |
| OKLAHOMA STATE (2.22)*     |    |      |       |       |      |      |      |       |    |   |    |     |    |    |
| at Colorado (2.24)*        |    |      |       |       |      |      |      |       |    |   |    |     |    |    |
| TEXAS TECH (3.1)*          |    |      |       |       |      |      |      |       |    |   |    |     |    |    |
| at Houston (3.3)*          |    |      |       |       |      |      |      |       |    |   |    |     |    |    |
| ARIZONA (3.8)*             |    |      |       |       |      |      |      |       |    |   |    |     |    |    |

^ Starter; \*Big 12 Conference game

CAREER STATS

| SEASON  | GP-GS | MIN/AVG | FG-FGA | PCT  | 3FG-3FGA | PCT  | FT-FTA | PCT  | O-D-T    | AVG | PF-FO | AST | TO | BLK | STL | PTS | AVG |
|---------|-------|---------|--------|------|----------|------|--------|------|----------|-----|-------|-----|----|-----|-----|-----|-----|
| 2021-22 | 24-0  | 117/4.9 | 15-40  | .375 | 6-22     | .273 | 14-29  | .483 | 17-27-44 | 1.8 | 21-0  | 10  | 6  | 7   | 8   | 50  | 2.1 |
| 2022-23 | 20-0  | 115/5.8 | 11-34  | .324 | 4-18     | .222 | 2-6    | .333 | 8-17-25  | 1.3 | 18-0  | 2   | 7  | 7   | 2   | 28  | 1.4 |
| 2024-25 | 8-0   | 42/5.3  | 4-9    | .444 | 0-2      | .000 | 3-5    | .600 | 6-5-11   | 1.4 | 8-0   | 3   | 3  | 1   | 5   | 11  | 1.4 |
| TOTAL   | 52-0  | 266/5.1 | 30-83  | .361 | 10-42    | .238 | 19-40  | .475 | 31-49-80 | 1.5 | 47-0  | 15  | 16 | 15  | 15  | 89  | 1.7 |



## NOAH SHELBY

Junior • G • 6-3 • 185 • McKinney, Texas • Greenhill HS • Twitter: @NoahShelby\_ • IG: @noahshelby

- Is redshirting the 2024-25 season
- An invited walk on who is a transfer from Rice and will add depth at the guard spots
- Will be a junior at Kansas in 2024-25 as he started his college career at Vanderbilt in 2022-23 before playing at Rice in 2023-24
- Has played in 45 games in his two seasons in college
- There have been only two Jayhawks to have wore No. 7 – Bill Brainard (1954-56) and Claude Houchin (1947-50)
- Son of Fannie and Derrick Shelby
- Father played basketball and mother played volleyball at UT-Arlington
- Liberal Arts & Sciences major



## JAMARI MCDOWELL

Sophomore • Guard • 6-4 • 180 • Houston, Texas • Manvel HS • Twitter: @jamari\_mcdowell • IG: @\_jamarii

- Is reshirting the 2024-25 season
- Can play all three perimeter positions
- Was an energy spark off the bench who played in 31 games his freshman season
- A solid shooter who plays with a high motor and above the rim
- Played at Manvel High School in Manvel, Texas, a suburb of Houston, for head coach Chris Wilson
- Was a 2023 UIL Boys 5A All-State and TABC All-Region selection
- Averaged 22.4 points, 8.1 rebounds, 5.4 assists and 3.2 blocked shots per game his senior season as Manvel posted a 21-10 record and won the district title going 10-3
- Played AAU basketball for the Houston Defenders.



## ELMARKO JACKSON

Sophomore • G • 6-3 • 195 • Malton, N.J. • Twitter: @ElmarkoJ • IG: @elmarkojackson

- Made an immediate impact as a freshman starting the first 15 games of the 2023-24 season with 17 total starts
- A highly-rated guard who has great court presence and was ranked as high as No. 19 following the 2022-23 season
- Was a McDonald's All-American in 2022-23
- Full name is Elmarko Demetrius Jackson Jr.
- Has one older sibling, Makenzie Jackson (22) and one younger, Grayson Ghee (7)
- Uncle, Marlin Jackson, played football at Michigan
- Played lacrosse in high school and received college offers to play lacrosse
- Enjoys hanging with teammates, video games, watching movies and cooking
- Communications studies major



## WILL THENGVALL

Freshman • G • 6-3 • 185 • Wichita, Kan. • Kapaun Mount Carmel Catholic HS • Twitter: @WillThengvall • IG: @will.thengvall

- Has played in three games in 2024-25
- An invited walk on who will add depth
- A multi-sport athlete in high school
- Comes from a family of athletes as his older brother, Henry, plays basketball at Wichita State and his twin brother, Nathan, is on the Kansas track and field team
- Finance major



# JUSTIN CROSS

Junior • F • 6-8 • 200 • Oak Park, Ill. • Oak Park River Forest HS • Twitter: @JCross\_4 • IG: @justin.cross4

- An invited walk-on who did not see any action in his first season at Kansas in 2023-24
- Has played in four games in 2024-25 and scored two points against Oakland (11.16.24) and two versus Brown (12.22.24)
- Started three of 35 games played and averaged 2.8 points, 4.4 rebounds and 1.4 blocked shots per game his sophomore season at John A, Logan College
- John A. Logan College won the 2023 NJCAA D1 National Championship, boasting a 33-2 record
- Had a career-high 10 points versus Lake Land College (2/25), going 4-for-5 from the field
- Played high school at Oak Park River Forest HS in Oak Park, Illinois
- Father, Gene, played college basketball at Illinois (1990-94) and coached at UIC, DePaul, Virginia and Notre Dame as an assistant and was head coach at Toledo from 2008-10

2024-25 OVERALL STATS

Game Records

| Record         | Overall | Home | Away | Neutral |
|----------------|---------|------|------|---------|
| ALL GAMES      | 9-3     | 7-1  | 0-2  | 2-0     |
| CONFERENCE     | 0-1     | 0-1  | 0-0  | 0-0     |
| NON-CONFERENCE | 9-2     | 7-0  | 0-2  | 2-0     |

Score by Periods

| Team      | 1st | 2nd | OT | TOT |
|-----------|-----|-----|----|-----|
| Kansas    | 454 | 478 | 0  | 932 |
| Opponents | 384 | 404 | 0  | 788 |

Team Box Score

| No.       | Player             |       |        |      | Total   |       | 3-Point  |      | F-Throw |      | Rebounds |     |     |      |     |    |     |     |     |     |     |      |  |  |
|-----------|--------------------|-------|--------|------|---------|-------|----------|------|---------|------|----------|-----|-----|------|-----|----|-----|-----|-----|-----|-----|------|--|--|
|           |                    | GP-GS | MIN    | AVG  | FG-FGA  | FG%   | 3FG-3FGA | 3FG% | FT-FTA  | FT%  | OFF      | DEF | TOT | AVG  | PF  | DQ | A   | TO  | BLK | STL | PTS | AVG  |  |  |
| 1         | DICKINSON, Hunter  | 12-12 | 332:21 | 27.7 | 75-140  | .536  | 6-20     | .300 | 25-36   | .694 | 31       | 94  | 125 | 10.4 | 21  | 0  | 31  | 20  | 17  | 17  | 181 | 15.1 |  |  |
| 5         | MAYO, Zeke         | 12-10 | 349:05 | 29.1 | 63-134  | .470  | 26-69    | .377 | 24-27   | .889 | 3        | 45  | 48  | 4.0  | 9   | 0  | 38  | 23  | 2   | 7   | 176 | 14.7 |  |  |
| 3         | HARRIS JR., Dajuan | 12-12 | 372:33 | 31.0 | 48-106  | .453  | 11-35    | .314 | 17-20   | .850 | 4        | 19  | 23  | 1.9  | 14  | 0  | 69  | 19  | 2   | 19  | 124 | 10.3 |  |  |
| 24        | ADAMS, KJ          | 12-12 | 349:10 | 29.1 | 44-80   | .550  | 0-0      | .000 | 18-23   | .783 | 21       | 24  | 45  | 3.8  | 31  | 0  | 25  | 11  | 12  | 7   | 106 | 8.8  |  |  |
| 2         | STORR, AJ          | 12-4  | 245:36 | 20.5 | 33-83   | .398  | 10-30    | .333 | 11-15   | .733 | 3        | 20  | 23  | 1.9  | 25  | 1  | 12  | 10  | 2   | 5   | 87  | 7.3  |  |  |
| 6         | GRIFFEN, Rylan     | 11-7  | 213:04 | 19.4 | 26-60   | .433  | 13-39    | .333 | 7-9     | .778 | 5        | 22  | 27  | 2.5  | 14  | 0  | 13  | 9   | 3   | 4   | 72  | 6.5  |  |  |
| 40        | BIDUNGA, Flory     | 12-0  | 151:10 | 12.6 | 34-41   | .829  | 0-0      | .000 | 7-15    | .467 | 17       | 48  | 65  | 5.4  | 24  | 0  | 1   | 8   | 10  | 5   | 75  | 6.3  |  |  |
| 8         | COIT, David        | 12-3  | 214:58 | 17.9 | 24-61   | .393  | 16-37    | .432 | 3-4     | .750 | 2        | 23  | 25  | 2.1  | 11  | 0  | 19  | 4   | 1   | 7   | 67  | 5.6  |  |  |
| 0         | MOORE, Shakeel     | 5-0   | 28:12  | 5.6  | 3-5     | .600  | 0-1      | .000 | 3-4     | .750 | 1        | 3   | 4   | 0.8  | 1   | 0  | 2   | 3   | 2   | 1   | 9   | 1.8  |  |  |
| 12        | EVERS, Wilder      | 4-0   | 08:29  | 2.1  | 2-3     | .667  | 2-3      | .667 | 0-0     | .000 | 0        | 0   | 0   | 0.0  | 1   | 0  | 0   | 0   | 0   | 0   | 6   | 1.5  |  |  |
| 41        | CLEMENCE, Zach     | 8-0   | 42:07  | 5.3  | 4-9     | .444  | 0-2      | .000 | 3-5     | .600 | 6        | 5   | 11  | 1.4  | 8   | 0  | 3   | 3   | 1   | 5   | 11  | 1.4  |  |  |
| 4         | PASSMORE, Rakease  | 11-0  | 64:15  | 5.8  | 5-10    | .500  | 2-5      | .400 | 2-4     | .500 | 2        | 6   | 8   | 0.7  | 8   | 0  | 1   | 9   | 0   | 4   | 14  | 1.3  |  |  |
| 25        | CROSS, Justin      | 4-0   | 08:29  | 2.1  | 2-2     | 1.000 | 0-0      | .000 | 0-0     | .000 | 0        | 2   | 2   | 0.5  | 1   | 0  | 1   | 0   | 2   | 1   | 4   | 1.0  |  |  |
| 22        | WILHITE, Dillon    | 3-0   | 06:19  | 2.1  | 0-0     | .000  | 0-0      | .000 | 0-0     | .000 | 0        | 1   | 1   | 0.3  | 1   | 0  | 0   | 0   | 0   | 0   | 0   | 0.0  |  |  |
| 14        | CASSIDY, Patrick   | 4-0   | 08:29  | 2.1  | 0-6     | .000  | 0-6      | .000 | 0-0     | .000 | 0        | 1   | 1   | 0.3  | 2   | 0  | 1   | 1   | 0   | 0   | 0   | 0.0  |  |  |
| 15        | THENGVALL, Will    | 3-0   | 05:42  | 1.9  | 0-0     | .000  | 0-0      | .000 | 0-0     | .000 | 0        | 1   | 1   | 0.3  | 0   | 0  | 1   | 0   | 0   | 0   | 0   | 0.0  |  |  |
| Team      |                    |       |        |      |         |       |          |      |         |      | 17       | 27  | 44  |      |     |    |     | 3   |     |     |     |      |  |  |
| Total     |                    | 12    | 2400   |      | 363-740 | .491  | 86-247   | .348 | 120-162 | .741 | 112      | 341 | 453 | 37.8 | 171 | 1  | 217 | 123 | 54  | 82  | 932 | 77.7 |  |  |
| Opponents |                    | 12    | 2400   |      | 274-703 | .390  | 86-284   | .303 | 154-211 | .730 | 110      | 283 | 393 | 32.8 | 165 | 3  | 139 | 139 | 36  | 74  | 788 | 65.7 |  |  |

Team Statistics

|                        | KU      | OPP     |
|------------------------|---------|---------|
| Scoring                | 932     | 788     |
| Points per game        | 77.7    | 65.7    |
| Scoring margin         | +12.0   | -       |
| Field goals-att        | 363-740 | 274-703 |
| Field goal pct         | .491    | .390    |
| 3 point fg-att         | 86-247  | 86-284  |
| 3-point FG pct         | .348    | .303    |
| 3-pt FG made per game  | 7.2     | 7.2     |
| Free throws-att        | 120-162 | 154-211 |
| Free throw pct         | .741    | .730    |
| F-Throws made per game | 10.0    | 12.8    |
| Rebounds               | 453     | 393     |
| Rebounds per game      | 37.8    | 32.8    |
| Rebounding margin      | +5.0    | -       |
| Assists                | 217     | 139     |
| Assists per game       | 18.1    | 11.6    |
| Turnovers              | 123     | 139     |
| Turnovers per game     | 10.3    | 11.6    |
| Turnover margin        | +1.3    | -       |
| Assist/turnover ratio  | 1.8     | 1.0     |
| Steals                 | 82      | 74      |
| Steals per game        | 6.8     | 6.2     |
| Blocks                 | 54      | 36      |
| Blocks per game        | 4.5     | 3.0     |
| Winning streak         | 0       | -       |
| Home win streak        | 0       | -       |
| Attendance             | 122400  | 32969   |
| Home games-Avg/Game    | 8-15300 | 2-16485 |
| Neutral site-Avg/Game  | -       | 2-15432 |

Team Results

| Date       | Opponent        |   | Score | Att.  |
|------------|-----------------|---|-------|-------|
| 11/04/2024 | Howard          | W | 87-57 | 15300 |
| 11/08/2024 | North Carolina  | W | 92-89 | 15300 |
| 11/12/2024 | vs Michigan St. | W | 77-69 | 16107 |
| 11/16/2024 | Oakland         | W | 78-57 | 15300 |
| 11/19/2024 | UNCW            | W | 84-66 | 15300 |
| 11/26/2024 | vs Duke         | W | 75-72 | 14757 |
| 11/30/2024 | Furman          | W | 86-51 | 15300 |
| 12/04/2024 | at Creighton    | L | 63-76 | 17908 |
| 12/08/2024 | at Missouri     | L | 67-76 | 15061 |
| 12/14/2024 | NC State        | W | 75-60 | 15300 |
| 12/22/2024 | Brown           | W | 87-53 | 15300 |
| 12/31/2024 | West Virginia   | L | 61-62 | 15300 |



2024-25 CONFERENCE STATS

Game Records

| Record         | Overall | Home | Away | Neutral |
|----------------|---------|------|------|---------|
| ALL GAMES      | 0-1     | 0-1  | 0-0  | 0-0     |
| CONFERENCE     | 0-1     | 0-1  | 0-0  | 0-0     |
| NON-CONFERENCE | 0-0     | 0-0  | 0-0  | 0-0     |

Score by Periods

| Team      | 1st | 2nd | OT | TOT |
|-----------|-----|-----|----|-----|
| Kansas    | 20  | 41  | 0  | 61  |
| Opponents | 33  | 29  | 0  | 62  |

Team Box Score

| No.       | Player             |       |       |      | Total  |       | 3-Point  |      | F-Throw |       | Rebounds |     |     |      |    |    |    |    |     |     |     |      |  |
|-----------|--------------------|-------|-------|------|--------|-------|----------|------|---------|-------|----------|-----|-----|------|----|----|----|----|-----|-----|-----|------|--|
|           |                    | GP-GS | MIN   | AVG  | FG-FGA | FG%   | 3FG-3FGA | 3FG% | FT-FTA  | FT%   | OFF      | DEF | TOT | AVG  | PF | DQ | A  | TO | BLK | STL | PTS | AVG  |  |
| 5         | MAYO, Zeke         | 1-1   | 35:37 | 35.6 | 6-13   | .462  | 2-7      | .286 | 13-13   | 1.000 | 0        | 2   | 2   | 2.0  | 2  | 0  | 2  | 1  | 0   | 0   | 27  | 27.0 |  |
| 3         | HARRIS JR., Dajuan | 1-1   | 38:21 | 38.4 | 3-9    | .333  | 1-2      | .500 | 4-4     | 1.000 | 0        | 1   | 1   | 1.0  | 1  | 0  | 7  | 3  | 0   | 0   | 11  | 11.0 |  |
| 1         | DICKINSON, Hunter  | 1-1   | 33:05 | 33.1 | 4-10   | .400  | 0-1      | .000 | 2-4     | .500  | 5        | 7   | 12  | 12.0 | 0  | 0  | 0  | 1  | 0   | 1   | 10  | 10.0 |  |
| 40        | BIDUNGA, Flory     | 1-0   | 17:08 | 17.1 | 4-4    | 1.000 | 0-0      | .000 | 0-0     | .000  | 1        | 10  | 11  | 11.0 | 2  | 0  | 0  | 1  | 0   | 0   | 8   | 8.0  |  |
| 6         | GRIFFEN, Rylan     | 1-0   | 11:57 | 12.0 | 1-3    | .333  | 1-3      | .333 | 0-0     | .000  | 0        | 2   | 2   | 2.0  | 1  | 0  | 0  | 1  | 0   | 0   | 3   | 3.0  |  |
| 24        | ADAMS, KJ          | 1-1   | 28:08 | 28.1 | 1-5    | .200  | 0-0      | .000 | 0-0     | .000  | 0        | 1   | 1   | 1.0  | 3  | 0  | 0  | 1  | 0   | 0   | 2   | 2.0  |  |
| 0         | MOORE, Shakeel     | 1-0   | 01:53 | 1.9  | 0-0    | .000  | 0-0      | .000 | 0-0     | .000  | 0        | 0   | 0   | 0.0  | 0  | 0  | 0  | 0  | 0   | 0   | 0   | 0.0  |  |
| 2         | STORR, AJ          | 1-1   | 15:28 | 15.5 | 0-2    | .000  | 0-1      | .000 | 0-0     | .000  | 0        | 0   | 0   | 0.0  | 0  | 0  | 0  | 0  | 0   | 0   | 0   | 0.0  |  |
| 8         | COIT, David        | 1-0   | 16:44 | 16.7 | 0-3    | .000  | 0-2      | .000 | 0-0     | .000  | 1        | 1   | 2   | 2.0  | 0  | 0  | 1  | 0  | 0   | 1   | 0   | 0.0  |  |
| 4         | PASSMORE, Rakease  | 1-0   | 01:39 | 1.7  | 0-0    | .000  | 0-0      | .000 | 0-0     | .000  | 0        | 0   | 0   | 0.0  | 0  | 0  | 0  | 0  | 0   | 1   | 0   | 0.0  |  |
| Team      |                    |       |       |      |        |       |          |      |         |       | 2        |     | 2   |      |    |    |    |    |     |     |     |      |  |
| Total     |                    | 1     | 200   |      | 19-49  | .388  | 4-16     | .250 | 19-21   | .905  | 7        | 26  | 33  | 33.0 | 9  | 0  | 10 | 8  | 0   | 3   | 61  | 61.0 |  |
| Opponents |                    | 1     | 200   |      | 26-60  | .433  | 6-20     | .300 | 4-6     | .667  | 8        | 24  | 32  | 32.0 | 16 | 0  | 18 | 6  | 5   | 4   | 62  | 62.0 |  |

Team Statistics

|                        | KU      | OPP   |
|------------------------|---------|-------|
| Scoring                | 61      | 62    |
| Points per game        | 61.0    | 62.0  |
| Scoring margin         | -1.0    | -     |
| Field goals-att        | 19-49   | 26-60 |
| Field goal pct         | .388    | .433  |
| 3 point fg-att         | 4-16    | 6-20  |
| 3-point FG pct         | .250    | .300  |
| 3-pt FG made per game  | 4.0     | 6.0   |
| Free throws-att        | 19-21   | 4-6   |
| Free throw pct         | .905    | .667  |
| F-Throws made per game | 19.0    | 4.0   |
| Rebounds               | 33      | 32    |
| Rebounds per game      | 33.0    | 32.0  |
| Rebounding margin      | +1.0    | -     |
| Assists                | 10      | 18    |
| Assists per game       | 10.0    | 18.0  |
| Turnovers              | 8       | 6     |
| Turnovers per game     | 8.0     | 6.0   |
| Turnover margin        | -2.0    | -     |
| Assist/turnover ratio  | 1.3     | 3.0   |
| Steals                 | 3       | 4     |
| Steals per game        | 3.0     | 4.0   |
| Blocks                 | 0       | 5     |
| Blocks per game        | 0.0     | 5.0   |
| Winning streak         | 0       | -     |
| Home win streak        | 0       | -     |
| Attendance             | 15300   | 0     |
| Home games-Avg/Game    | 1-15300 | 0-0   |
| Neutral site-Avg/Game  | -       | 0-0   |

Team Results

| Date       | Opponent      |   | Score | Att.  |
|------------|---------------|---|-------|-------|
| 12/31/2024 | West Virginia | L | 61-62 | 15300 |

KANSAS GAME-BY-GAME

|                 |            |         | Total   |      | 3-Pointers |      | Free throws |      | Rebounds |     |     |      |     |     |     |     |     |     |      |
|-----------------|------------|---------|---------|------|------------|------|-------------|------|----------|-----|-----|------|-----|-----|-----|-----|-----|-----|------|
| Opponent        | Date       | Score   | FG-FGA  | PCT  | 3FG-3FGA   | PCT  | FT-FTA      | PCT  | OFF      | DEF | TOT | AVG  | PF  | A   | TO  | BLK | STL | PTS | AVG  |
| Howard          | 11/04/2024 | 87-57 W | 32-53   | .604 | 11-22      | .500 | 12-16       | .750 | 5        | 29  | 34  | 34.0 | 14  | 20  | 14  | 7   | 11  | 87  | 87.0 |
| North Carolina  | 11/08/2024 | 92-89 W | 37-76   | .487 | 6-21       | .286 | 12-17       | .706 | 12       | 27  | 39  | 36.5 | 21  | 18  | 4   | 4   | 3   | 92  | 89.5 |
| vs Michigan St. | 11/12/2024 | 77-69 W | 28-69   | .406 | 5-17       | .294 | 16-22       | .727 | 11       | 36  | 47  | 40.0 | 19  | 17  | 10  | 5   | 7   | 77  | 85.3 |
| Oakland         | 11/16/2024 | 78-57 W | 32-56   | .571 | 8-20       | .400 | 6-11        | .545 | 6        | 26  | 32  | 38.0 | 11  | 24  | 8   | 5   | 6   | 78  | 83.5 |
| UNCW            | 11/19/2024 | 84-66 W | 34-62   | .548 | 6-25       | .240 | 10-16       | .625 | 9        | 29  | 38  | 38.0 | 16  | 20  | 10  | 3   | 5   | 84  | 83.6 |
| vs Duke         | 11/26/2024 | 75-72 W | 28-57   | .491 | 8-17       | .471 | 11-12       | .917 | 10       | 21  | 31  | 36.8 | 14  | 22  | 16  | 4   | 12  | 75  | 82.2 |
| Furman          | 11/30/2024 | 86-51 W | 39-64   | .609 | 4-17       | .235 | 4-6         | .667 | 8        | 34  | 42  | 37.6 | 12  | 25  | 7   | 3   | 7   | 86  | 82.7 |
| at Creighton    | 12/04/2024 | 63-76 L | 25-70   | .357 | 8-23       | .348 | 5-8         | .625 | 9        | 22  | 31  | 36.8 | 16  | 12  | 5   | 1   | 11  | 63  | 80.3 |
| at Missouri     | 12/08/2024 | 67-76 L | 25-63   | .397 | 8-23       | .348 | 9-11        | .818 | 16       | 24  | 40  | 37.1 | 19  | 13  | 22  | 5   | 5   | 67  | 78.8 |
| NC State        | 12/14/2024 | 75-60 W | 30-53   | .566 | 10-24      | .417 | 5-7         | .714 | 8        | 28  | 36  | 37.0 | 15  | 19  | 13  | 7   | 5   | 75  | 78.4 |
| Brown           | 12/22/2024 | 87-53 W | 34-68   | .500 | 8-22       | .364 | 11-15       | .733 | 11       | 39  | 50  | 38.2 | 5   | 17  | 6   | 10  | 7   | 87  | 79.2 |
| West Virginia   | 12/31/2024 | 61-62 L | 19-49   | .388 | 4-16       | .250 | 19-21       | .905 | 7        | 26  | 33  | 37.8 | 9   | 10  | 8   | 0   | 3   | 61  | 77.7 |
| Total           |            | 932     | 363-740 | .491 | 86-247     | .348 | 120-162     | .741 | 112      | 341 | 453 | 37.8 | 171 | 217 | 123 | 54  | 82  | 932 | 77.7 |

OPPONENT GAME-BY-GAME

|                 |            |         | Total   |      | 3-Pointers |      | Free throws |      | Rebounds |     |     |      |     |     |     |     |     |     |      |
|-----------------|------------|---------|---------|------|------------|------|-------------|------|----------|-----|-----|------|-----|-----|-----|-----|-----|-----|------|
| Opponent        | Date       | Score   | FG-FGA  | PCT  | 3FG-3FGA   | PCT  | FT-FTA      | PCT  | OFF      | DEF | TOT | AVG  | PF  | A   | TO  | BLK | STL | PTS | AVG  |
| Howard          | 11/04/2024 | 87-57 W | 22-58   | .379 | 8-22       | .364 | 5-12        | .417 | 8        | 18  | 26  | 26.0 | 12  | 12  | 17  | 1   | 9   | 57  | 57.0 |
| North Carolina  | 11/08/2024 | 92-89 W | 27-63   | .429 | 7-23       | .304 | 28-31       | .903 | 10       | 30  | 40  | 33.0 | 21  | 13  | 11  | 5   | 2   | 89  | 73.0 |
| vs Michigan St. | 11/12/2024 | 77-69 W | 24-69   | .348 | 3-24       | .125 | 18-21       | .857 | 11       | 32  | 43  | 36.3 | 18  | 11  | 11  | 4   | 5   | 69  | 71.7 |
| Oakland         | 11/16/2024 | 78-57 W | 24-55   | .436 | 6-22       | .273 | 3-12        | .250 | 10       | 20  | 30  | 34.8 | 10  | 12  | 12  | 0   | 6   | 57  | 68.0 |
| UNCW            | 11/19/2024 | 84-66 W | 21-56   | .375 | 6-19       | .316 | 18-24       | .750 | 10       | 22  | 32  | 34.2 | 18  | 4   | 12  | 3   | 6   | 66  | 67.6 |
| vs Duke         | 11/26/2024 | 75-72 W | 24-48   | .500 | 11-26      | .423 | 13-18       | .722 | 5        | 20  | 25  | 32.7 | 18  | 17  | 16  | 3   | 11  | 72  | 68.3 |
| Furman          | 11/30/2024 | 86-51 W | 17-57   | .298 | 9-38       | .237 | 8-13        | .615 | 8        | 18  | 26  | 31.7 | 10  | 11  | 11  | 1   | 3   | 51  | 65.9 |
| at Creighton    | 12/04/2024 | 63-76 L | 25-53   | .472 | 12-29      | .414 | 14-17       | .824 | 6        | 38  | 44  | 33.3 | 7   | 16  | 15  | 2   | 2   | 76  | 67.1 |
| at Missouri     | 12/08/2024 | 67-76 L | 23-52   | .442 | 4-13       | .308 | 26-31       | .839 | 6        | 23  | 29  | 32.8 | 14  | 8   | 11  | 4   | 14  | 76  | 68.1 |
| NC State        | 12/14/2024 | 75-60 W | 21-57   | .368 | 6-15       | .400 | 12-18       | .667 | 11       | 15  | 26  | 32.1 | 9   | 9   | 8   | 3   | 8   | 60  | 67.3 |
| Brown           | 12/22/2024 | 87-53 W | 20-75   | .267 | 8-33       | .242 | 5-8         | .625 | 17       | 23  | 40  | 32.8 | 12  | 8   | 9   | 5   | 4   | 53  | 66.0 |
| West Virginia   | 12/31/2024 | 61-62 L | 26-60   | .433 | 6-20       | .300 | 4-6         | .667 | 8        | 24  | 32  | 32.8 | 16  | 18  | 6   | 5   | 4   | 62  | 65.7 |
| Total           |            | 788     | 274-703 | .390 | 86-284     | .303 | 154-211     | .730 | 110      | 283 | 393 | 32.8 | 165 | 139 | 139 | 36  | 74  | 788 | 65.7 |

INDIVIDUAL SUPERLATIVES

| CATEGORY                      | KANSAS   | OPPONENT  |
|-------------------------------|--|---|
| Points Scored                 | 28 by Hunter Dickinson vs. Michigan State (11.12.24)                 | 29 by Tamar Bates of Missouri (12.8.24)                                   |
| Total Field Goals             | 13 by Hunter Dickinson vs. Michigan State (11.12.24)                 | 10 by Pop Isaacs of Creighton (12.4.24)                                   |
| Total FGs Attempted           | 21 (2x), last by Dajuan Harris Jr. at Creighton (12.4.24)            | 21 by Kino Lilly Jr. of Brown (12.22.24)                                  |
| Highest FG% (5 made)          | 100.0 (6-6) by Flory Bidunga vs. North Carolina (11.8.24)            | 77.8 (7-9) by Eduardo Andre of West Virginia (12.31.24)                   |
| Highest FG% (10 made)         | 83.3 (10-12) by KJ Adams vs. Furman (11.30.24)                       | -   |
| 3-Point Field Goals           | 5 (3x), last by Zeke Mayo vs. Brown (12.22.24)                       | 6 by Pop Isaacs of Creighton (12.4.24)                                    |
| 3-Point FGs Attempted         | 9 (3x), last by Zeke Mayo vs. NC State (12.14.24)                    | 13 by Kino Lilly Jr. of Brown (12.22.24)                                  |
| 3-Point FG% (min. 3 made)     | 75.0 (3-4) by Rylan Griffen vs. Oakland (11.16.24)                   | 100.0 (3-3) by Blake Harper of Howard (11.4.24)                           |
| Free Throws                   | 13 by Zeke Mayo vs. West Virginia (12.31.24)                         | 9 (2x), last by Tamar Bates of Missouri (12.8.24)                         |
| Free Throws Attempted         | 13 by Zeke Mayo vs. West Virginia (12.31.24)                         | 11 by RJ Davis of North Carolina (11.8.24)                                |
| Free Throw % (min. 5 made)    | 100.0 (3x), last was 13-13 by Zeke Mayo vs. West Virginia (12.31.24) | 100.0 (3x), last was 9-9 by Tamar Bates of Missouri (12.8.24)             |
| Offensive Rebounds            | 8 by Hunter Dickinson at Missouri (12.8.24)                          | 4 (3x), last by Aaron Cooley of Brown (12.22.24)                          |
| Defensive Rebounds            | 12 by Hunter Dickinson vs. NC State (12.14.24)                       | 10 by Javon Small of West Virginia (12.31.24)                             |
| Total Rebounds                | 15 by Hunter Dickinson vs. UNCW (11.19.24)                           | 11 by Javon Small of West Virginia (12.31.24)                             |
| Assists                       | 9 by Dajuan Harris Jr. vs. Duke (11.26.24)                           | 8 by Kon Knueppel of Duke (11.26.24)                                      |
| Turnovers                     | 7 by Hunter Dickinson at Missouri (12.8.24)                          | 6 by Steven Ashworth of Creighton (12.4.24)                               |
| Blocked Shots                 | 4 (2x), last by Hunter Dickinson at Missouri (12.8.24)               | 4 (2x), last by Eduardo Andre of West Virginia (12.31.24)                 |
| Steals                        | 4 by Dajuan Harris Jr. vs. Oakland (11.16.24)                        | 5 (3x), last by Tamar Bates and Anthony Robinson II of Missouri (12.8.24) |
| Minutes Played (including OT) | 38 (2x), last by Dajuan Harris Jr. vs. West Virginia (12.31.24)      | 40 by Javon Small of West Virginia (12.31.24)                             |

TEAM SUPERLATIVES

| KANSAS HIGH                           | KANSAS LOW                                | CATEGORY                      | OPPONENT HIGH                            | OPPONENT LOW                             |
|---------------------------------------|---|-------------------------------|--|--|
| 92 vs. North Carolina (11.8.24)       | 61 vs. West Virginia (12.31.24)           | Points                        | 89 by North Carolina (11.8.24)           | 51 by Furman (11.30.24)                  |
| 53 (1st) vs. North Carolina (11.8.24) | 20 (1st) vs. West Virginia (12.31.24)     | Points/Half                   | 51 (2nd) by North Carolina (11.8.24)     | 19 (1st) by Howard (11.4.24)             |
| -                                     | -   | Points/OT                     | -  | -  |
| 39 vs. Furman (11.30.24)              | 19 vs. West Virginia (12.31.24)           | Field Goals                   | 27 by North Carolina (11.8.24)           | 17 by Furman (11.30.24)                  |
| 76 vs. North Carolina (11.8.24)       | 49 vs. West Virginia (12.31.24)           | Field Goal Attempts           | 75 by Brown (12.22.24)                   | 48 by Duke (11.26.24)                    |
| 60.9 (39-64) vs. Furman (11.30.24)    | 35.7 (25-70) at Creighton (12.4.24)       | Field Goal Percentage         | 50.0 (24-48) by Duke (11.26.24)          | 26.7 (20-75) by Brown (12.22.24)         |
| 11 vs. Howard (11.4.24)               | 4 (2x), last vs. West Virginia (12.31.24) | 3-Point Field Goals           | 12 by Creighton (12.4.24)                | 3 by Michigan State (11.12.24)           |
| 25 vs. UNCW (11.19.24)                | 16 vs. West Virginia (12.31.24)           | 3-Point Field Goal Attempts   | 38 by Furman (11.30.24)                  | 13 by Missouri (12.8.24)                 |
| 50.0 (11-22) vs. Howard (11.4.24)     | 23.5 (4-17) vs. Furman (11.30.24)         | 3-Point Field Goal Percentage | 42.3 (11-26) by Duke (11.26.24)          | 12.5 (3-24) by Michigan State (11.12.24) |
| 19 vs. West Virginia (12.31.24)       | 4 vs. Furman (11.30.24)                   | Free Throws Made              | 28 by North Carolina (11.8.24)           | 3 by Oakland (11.16.24)                  |
| 22 vs. Michigan State (11.12.24)      | 6 vs. Furman (11.30.24)                   | Free Throw Attempts           | 31 (2x), last by Missouri (12.8.24)      | 6 by West Virginia (12.31.24)            |
| 91.7 (11-12) vs. Duke (11.26.24)      | 54.5 (6-11) vs. Oakland (11.16.24)        | Free Throw Percentage         | 90.3 (28-31) by North Carolina (11.8.24) | 25.0 (3-12) by Oakland (11.16.24)        |
| 16 at Missouri (12.8.24)              | 5 vs. Howard (11.4.24)                    | Offensive Rebounds            | 17 by Brown (12.22.24)                   | 5 by Duke (11.26.24)                     |
| 39 vs. Brown (12.22.24)               | 21 vs. Duke (11.26.24)                    | Defensive Rebounds            | 38 by Creighton (12.4.24)                | 15 by NC State (12.14.24)                |
| 50 vs. Brown (12.22.24)               | 31 (2x), last at Creighton (12.4.24)      | Rebounds                      | 44 by Creighton (12.4.24)                | 25 by Duke (11.26.24)                    |
| 21 vs. North Carolina (11.8.24)       | 5 vs. Brown (12.22.24)                    | Fouls                         | 21 by North Carolina (11.8.24)           | 7 by Creighton (12.4.24)                 |
| 1 (2x), last vs. Duke (11.26.24)      | 0 (9x), last vs. Brown (12.22.24)         | DQs                           | 1 (3x), last by Brown (12.22.24)         | 0 (5x), last by NC State (12.14.24)      |
| 25 vs. Furman (11.30.24)              | 10 vs. West Virginia (12.31.24)           | Assists                       | 18 by West Virginia (12.31.24)           | 4 by UNCW (11.19.24)                     |
| 22 at Missouri (12.8.24)              | 4 vs. North Carolina (11.8.24)            | Turnovers                     | 17 by Howard (11.4.24)                   | 6 by West Virginia (12.31.24)            |
| 10 vs. Brown (12.22.24)               | 0 vs. West Virginia (12.31.24)            | Blocked Shots                 | 5 (3x), last by West Virginia (12.31.24) | 0 by Oakland (11.16.24)                  |
| 12 vs. Duke (11.26.24)                | 3 (2x), last vs. West Virginia (12.31.24) | Steals                        | 14 by Missouri (12.8.24)                 | 2 (2x), last by Creighton (12.4.24)      |

2024-25 INDIVIDUAL LEADERS GAME-BY-GAME

| OPPONENT                   | SCORE | W/L | POINTS               | REBOUNDS                  | ASSISTS                     | STEALS  | BLOCKED SHOTS            |
|----------------------------|-------|-----|----------------------|---------------------------|-----------------------------|---|--------------------------|
| HOWARD (11.4)              | 87-57 | W   | 19-Zeke Mayo         | 8-Flory Bidunga           | 5-Dajuan Harris Jr.         | 3-Hunter Dickinson                                  | 2-Bidunga/Dickinson      |
| NORTH CAROLINA (11.8)      | 92-89 | W   | 21-Zeke Mayo         | 10-Hunter Dickinson       | 4-Zeke Mayo                 | 2-Dajuan Harris Jr.                                 | 2-Rylan Griffen          |
| vs. Michigan State (11.12) | 77-69 | W   | 28-Hunter Dickinson  | 12-Hunter Dickinson       | 7-Zeke Mayo                 | 3-Hunter Dickinson                                  | 3-KJ Adams               |
| OAKLAND (11.16)            | 78-57 | W   | 16-AJ Storr          | 9-Hunter Dickinson        | 6-Dajuan Harris Jr.         | 4-Dajuan Harris Jr.                                 | 4-Hunter Dickinson       |
| UNCW (11.19)               | 84-66 | W   | 17-Dajuan Harris Jr. | 15-Hunter Dickinson       | 6-Dajuan Harris Jr.         | 2-Dajuan Harris Jr.                                 | 1-Dickinson/Mayo/Coit    |
| vs. Duke (11.26)           | 75-72 | W   | 14-Dajuan Harris Jr. | 8-Flory Bidunga           | 9-Dajuan Harris Jr.         | 3-Adams/Harris Jr.                                  | 3-KJ Adams               |
| FURMAN (11.30)             | 86-51 | W   | 22-KJ Adams          | 6-Adams/Dickinson/Bidunga | 8-Dajuan Harris Jr.         | 2-Rylan Griffen                                     | 1-Adams/Griffen/Clemence |
| at Creighton (12.4)        | 63-76 | L   | 15-Dajuan Harris Jr. | 8-Hunter Dickinson        | 5-Dajuan Harris Jr.         | 2-Harris Jr./Coit/Clemence                          | 1-KJ Adams               |
| at Missouri (12.8)         | 67-76 | L   | 19-Hunter Dickinson  | 14-Hunter Dickinson       | 5-Dajuan Harris Jr.         | 2-Dajuan Harris Jr.                                 | 4-Hunter Dickinson       |
| NC STATE (12.14)           | 75-60 | W   | 26-Zeke Mayo         | 14-Hunter Dickinson       | 8-Hunter Dickinson          | 2-Dickinson/Harris Jr.                              | 3-KJ Adams               |
| BROWN (12.22)              | 87-53 | W   | 25-Zeke Mayo         | 13-Hunter Dickinson       | 4-Dickinson/Harris Jr./Mayo | 1-Adams/Harris Jr./Mayo<br>Moore/Coit/Bidunga/Cross | 3-Hunter Dickinson       |
| WEST VIRGINIA (12.31)*     | 61-62 | L   | 27-Zeke Mayo         | 12-Hunter Dickinson       | 7-Dajuan Harris Jr.         | 1-Dickinson/Coit/Passmore                           | -                        |
| at UCF (1.5)*              |       |     |                      |                           |                             |   |                          |
| ARIZONA STATE (1.8)*       |       |     |                      |                           |                             |   |                          |
| at Cincinnati (1.11)*      |       |     |                      |                           |                             |   |                          |
| at Iowa State (1.15)*      |       |     |                      |                           |                             |   |                          |
| KANSAS STATE (1.18)*       |       |     |                      |                           |                             |   |                          |
| at TCU (1.22)*             |       |     |                      |                           |                             |   |                          |
| HOUSTON (1.25)*            |       |     |                      |                           |                             |   |                          |
| UCF (1.28)*                |       |     |                      |                           |                             |   |                          |
| at Baylor (2.1)*           |       |     |                      |                           |                             |   |                          |
| IOWA STATE (2.3)*          |       |     |                      |                           |                             |   |                          |
| at Kansas State (2.8)*     |       |     |                      |                           |                             |   |                          |
| COLORADO (2.11)*           |       |     |                      |                           |                             |   |                          |
| at Utah (2.15)*            |       |     |                      |                           |                             |   |                          |
| at BYU (2.18)*             |       |     |                      |                           |                             |   |                          |
| OKLAHOMA STATE (2.22)*     |       |     |                      |                           |                             |   |                          |
| at Colorado (2.24)*        |       |     |                      |                           |                             |   |                          |
| TEXAS TECH (3.1)*          |       |     |                      |                           |                             |   |                          |
| at Houston (3.5)*          |       |     |                      |                           |                             |   |                          |
| ARIZONA (3.8)*             |       |     |                      |                           |                             |   |                          |

\* = Big 12 Conference game



2024-25 LEAD/DEFICIT BREAKDOWN GAME-BY-GAME

| Opponent                   | FIRST HALF SCORE |      |        | SECOND HALF SCORE |      |        | FINAL SCORE |      |        | LARGEST |         | TIMES | LEAD    | TIME LED      |
|----------------------------|------------------|------|--------|-------------------|------|--------|-------------|------|--------|---------|---------|-------|---------|---------------|
|                            | KU               | OPP  | MARGIN | KU                | OPP  | MARGIN | KU          | OPP  | MARGIN | LEAD    | DEFICIT | TIED  | CHANGES | MIN. (40 max) |
| HOWARD (11.4)              | 46               | 19   | +27    | 41                | 38   | +3     | 87          | 57   | +30    | 38      | 1       | 0     | 2       | 38:54         |
| NORTH CAROLINA (11.8)      | 53               | 38   | +15    | 51                | 39   | (12)   | 92          | 89   | +3     | 20      | 5       | 5     | 6       | 30:33         |
| vs. Michigan State (11.12) | 30               | 24   | +6     | 47                | 45   | +2     | 77          | 69   | +8     | 10      | 2       | 11    | 2       | 27:14         |
| OAKLAND (11.16)            | 46               | 24   | +22    | 32                | 33   | (1)    | 78          | 57   | +21    | 30      | 2       | 1     | 1       | 36:19         |
| UNCW (11.19)               | 43               | 38   | +5     | 41                | 28   | +13    | 84          | 66   | +18    | 20      | 0       | 2     | 0       | 38:59         |
| vs. Duke (11.26)           | 41               | 39   | +2     | 34                | 33   | +1     | 75          | 72   | +3     | 13      | 2       | 5     | 6       | 35:47         |
| FURMAN (11.30)             | 39               | 28   | +11    | 47                | 23   | +24    | 86          | 51   | +35    | 36      | 2       | 3     | 4       | 36:46         |
| at Creighton (12.4)        | 31               | 41   | (10)   | 32                | 35   | (3)    | 63          | 76   | (13)   | 0       | 17      | 0     | 0       | 00:00         |
| at Missouri (12.8)         | 25               | 39   | (14)   | 42                | 37   | +5     | 67          | 76   | (9)    | 2       | 24      | 1     | 1       | 00:17         |
| NC STATE (12.14)           | 38               | 30   | +8     | 37                | 30   | +7     | 75          | 60   | +15    | 17      | 0       | 0     | 0       | 38:48         |
| BROWN (12.22)              | 42               | 31   | +11    | 45                | 22   | +23    | 87          | 53   | +34    | 37      | 0       | 3     | 0       | 37:56         |
| WEST VIRGINIA (12.31)*     | 20               | 33   | (13)   | 41                | 29   | +12    | 61          | 62   | (1)    | 0       | 18      | 1     | 0       | 00:00         |
| at UCF (1.5)*              |                  |      |        |                   |      |        |             |      |        |         |         |       |         |               |
| ARIZONA STATE (1.8)*       |                  |      |        |                   |      |        |             |      |        |         |         |       |         |               |
| at Cincinnati (1.11)*      |                  |      |        |                   |      |        |             |      |        |         |         |       |         |               |
| at Iowa State (1.15)*      |                  |      |        |                   |      |        |             |      |        |         |         |       |         |               |
| KANSAS STATE (1.18)*       |                  |      |        |                   |      |        |             |      |        |         |         |       |         |               |
| at TCU (1.22)*             |                  |      |        |                   |      |        |             |      |        |         |         |       |         |               |
| HOUSTON (1.25)*            |                  |      |        |                   |      |        |             |      |        |         |         |       |         |               |
| UCF (1.28)*                |                  |      |        |                   |      |        |             |      |        |         |         |       |         |               |
| at Baylor (2.1)*           |                  |      |        |                   |      |        |             |      |        |         |         |       |         |               |
| IOWA STATE (2.3)*          |                  |      |        |                   |      |        |             |      |        |         |         |       |         |               |
| at Kansas State (2.8)*     |                  |      |        |                   |      |        |             |      |        |         |         |       |         |               |
| COLORADO (2.11)*           |                  |      |        |                   |      |        |             |      |        |         |         |       |         |               |
| at Utah (2.15)*            |                  |      |        |                   |      |        |             |      |        |         |         |       |         |               |
| at BYU (2.18)*             |                  |      |        |                   |      |        |             |      |        |         |         |       |         |               |
| OKLAHOMA STATE (2.22)*     |                  |      |        |                   |      |        |             |      |        |         |         |       |         |               |
| at Colorado (2.24)*        |                  |      |        |                   |      |        |             |      |        |         |         |       |         |               |
| TEXAS TECH (3.1)*          |                  |      |        |                   |      |        |             |      |        |         |         |       |         |               |
| at Houston (3.5)*          |                  |      |        |                   |      |        |             |      |        |         |         |       |         |               |
| ARIZONA (3.8)*             |                  |      |        |                   |      |        |             |      |        |         |         |       |         |               |
| TOTALS                     | 454              | 384  | +70    | 478               | 404  | +74    | 932         | 788  | +144   |         |         |       |         |               |
| GM - OVERALL               | 37.8             | 32.0 | +5.8   | 39.8              | 33.7 | +6.1   | 77.7        | 65.7 | +12.0  |         |         |       |         |               |
| CONFERENCE TOTALS          | 20               | 33   | (13)   | 41                | 29   | +12    | 61          | 62   | (1)    |         |         |       |         |               |
| AVG/GM - CONFERENCE        | 20.0             | 33.0 | (13.0) | 41.0              | 29.0 | +12.0  | 61.0        | 62.0 | (1.0)  |         |         |       |         |               |

\* = Big 12 Conference game

2024-25 SPECIALTY SCORING STATS

| Opponent                   | PAINT |      |        | OFF TURNOVERS |     |        | 2ND CHANCE |     |        | FAST BREAK |     |        | BENCH |      |        |
|----------------------------|-------|------|--------|---------------|-----|--------|------------|-----|--------|------------|-----|--------|-------|------|--------|
|                            | KU    | OPP  | MARGIN | KU            | OPP | MARGIN | KU         | OPP | MARGIN | KU         | OPP | MARGIN | KU    | OPP  | MARGIN |
| HOWARD (11.4)              | 40    | 20   | +20    | 22            | 7   | +15    | 5          | 4   | +1     | 23         | 0   | +23    | 45    | 22   | +23    |
| NORTH CAROLINA (11.8)      | 50    | 32   | +18    | 16            | 2   | +14    | 14         | 8   | +6     | 13         | 17  | (4)    | 42    | 24   | +18    |
| vs. Michigan State (11.12) | 42    | 36   | +6     | 7             | 8   | (1)    | 8          | 10  | (2)    | 13         | 18  | (5)    | 15    | 39   | (24)   |
| OAKLAND (11.16)            | 40    | 32   | +8     | 14            | 11  | +3     | 7          | 11  | (4)    | 12         | 2   | +10    | 36    | 17   | +19    |
| UNCW (11.19)               | 52    | 22   | +30    | 13            | 10  | +3     | 8          | 14  | (6)    | 23         | 6   | +17    | 32    | 25   | +7     |
| vs. Duke (11.26)           | 30    | 24   | +6     | 21            | 15  | +6     | 5          | 4   | +1     | 10         | 13  | (3)    | 19    | 23   | (4)    |
| FURMAN (11.30)             | 62    | 14   | +48    | 16            | 5   | +11    | 9          | 2   | +7     | 18         | 2   | +16    | 35    | 22   | +13    |
| at Creighton (12.4)        | 28    | 26   | +2     | 12            | 7   | +5     | 17         | 6   | +11    | 12         | 8   | +4     | 14    | 8    | +6     |
| at Missouri (12.8)         | 30    | 32   | (2)    | 10            | 23  | (13)   | 13         | 6   | +7     | 6          | 10  | (4)    | 6     | 4    | +2     |
| NC STATE (12.14)           | 38    | 26   | +12    | 2             | 8   | (6)    | 9          | 14  | (5)    | 11         | 3   | +8     | 5     | 18   | (13)   |
| BROWN (12.22)              | 40    | 20   | +20    | 9             | 9   | 0      | 15         | 10  | +5     | 12         | 11  | +1     | 28    | 20   | +8     |
| WEST VIRGINIA (12.31)*     | 28    | 28   | 0      | 7             | 4   | +3     | 7          | 2   | +5     | 4          | 2   | +2     | 11    | 8    | +3     |
| at UCF (1.5)*              |       |      |        |               |     |        |            |     |        |            |     |        |       |      |        |
| ARIZONA STATE (1.8)*       |       |      |        |               |     |        |            |     |        |            |     |        |       |      |        |
| at Cincinnati (1.11)*      |       |      |        |               |     |        |            |     |        |            |     |        |       |      |        |
| at Iowa State (1.15)*      |       |      |        |               |     |        |            |     |        |            |     |        |       |      |        |
| KANSAS STATE (1.18)*       |       |      |        |               |     |        |            |     |        |            |     |        |       |      |        |
| at TCU (1.22)*             |       |      |        |               |     |        |            |     |        |            |     |        |       |      |        |
| HOUSTON (1.25)*            |       |      |        |               |     |        |            |     |        |            |     |        |       |      |        |
| UCF (1.28)*                |       |      |        |               |     |        |            |     |        |            |     |        |       |      |        |
| at Baylor (2.1)*           |       |      |        |               |     |        |            |     |        |            |     |        |       |      |        |
| IOWA STATE (2.3)*          |       |      |        |               |     |        |            |     |        |            |     |        |       |      |        |
| at Kansas State (2.8)*     |       |      |        |               |     |        |            |     |        |            |     |        |       |      |        |
| COLORADO (2.11)*           |       |      |        |               |     |        |            |     |        |            |     |        |       |      |        |
| at Utah (2.15)*            |       |      |        |               |     |        |            |     |        |            |     |        |       |      |        |
| at BYU (2.18)*             |       |      |        |               |     |        |            |     |        |            |     |        |       |      |        |
| OKLAHOMA STATE (2.22)*     |       |      |        |               |     |        |            |     |        |            |     |        |       |      |        |
| at Colorado (2.24)*        |       |      |        |               |     |        |            |     |        |            |     |        |       |      |        |
| TEXAS TECH (3.1)*          |       |      |        |               |     |        |            |     |        |            |     |        |       |      |        |
| at Houston (3.5)*          |       |      |        |               |     |        |            |     |        |            |     |        |       |      |        |
| ARIZONA (3.8)*             |       |      |        |               |     |        |            |     |        |            |     |        |       |      |        |
| TOTALS                     | 480   | 312  | +168   | 149           | 109 | +40    | 117        | 91  | +26    | 157        | 92  | +65    | 288   | 230  | +58    |
| AVG/GM - OVERALL           | 40.0  | 26.0 | +14.0  | 12.4          | 9.1 | +3.3   | 9.8        | 7.6 | +2.2   | 13.1       | 7.7 | +5.4   | 24.0  | 19.2 | +4.8   |
| CONFERENCE TOTALS          | 28    | 28   | 0      | 7             | 4   | +3     | 7          | 2   | +5     | 4          | 2   | +2     | 11    | 8    | +3     |
| AVG/GM - CONFERENCE        | 28.0  | 28.0 | 0.0    | 7.0           | 4.0 | +3.0   | 7.0        | 2.0 | +5.0   | 4.0        | 2.0 | +2.0   | 11.0  | 8.0  | +3.0   |

\* = Big 12 Conference game

KANSAS' RECORD WHEN...

|  | 2024-25                                  |
|--|--|
| Leading At Half.....   | 9-0                                      |
| Trailing At Half.....  | 0-3                                      |
| Tied At Half.....  | -  |
| Leading With 5:00 Remaining in Regulation.....                 | 8-0                                      |
| Trailing With 5:00 Remaining in Regulation.....                | 1-3                                      |
| Tied With 5:00 Remaining in Regulation.....                    | -  |
| In Overtime.....   | -  |
| Kansas Outrebounds Opponent.....                               | 8-2                                      |
| Kansas Is Outrebounded.....                                    | 1-1                                      |
| Kansas Is Tied in Rebounds.....                                | -  |
| Kansas Commits More Turnovers.....                             | 1-2                                      |
| Opponent Commits More Turnovers.....                           | 7-1                                      |
| Kansas Is Tied in Turnovers.....                               | 1-0                                      |
| Kansas Has More Free Throw Attempts.....                       | 4-1                                      |
| Opponent Has More Free Throw Attempts.....                     | 5-2                                      |
| Kansas is Tied in Free Throw Attempts.....                     | -  |
| Kansas Shoots 50% or Better.....                               | 6-0                                      |
| Kansas Shoots Less Than 50%.....                               | 3-3                                      |
| Opponent Shoots 50% or Better.....                             | 1-0                                      |
| Opponent Shoots Less Than 50%.....                             | 8-3                                      |
| Kansas Shoots Better Than Opponent.....                        | 8-0                                      |
| Opponent Shoots Better Than Kansas.....                        | 1-3                                      |
| Kansas and Opponent Tied in FG%.....                           | -  |
| Kansas Bench Outscores Opponent Bench.....                     | 6-3                                      |
| Opponent Bench Outscores Kansas Bench.....                     | 3-0                                      |
| Kansas is Tied in Bench Points.....                            | -  |
| Kansas Scores Between 0-59.....                                | -  |
| Kansas Scores Between 60-69.....                               | 0-3                                      |
| Kansas Scores Between 70-79.....                               | 4-0                                      |
| Kansas Scores Between 80-89.....                               | 4-0                                      |
| Kansas Scores Between 90-99.....                               | 1-0                                      |
| Kansas Scores 100 or More.....                                 | -  |
| Opponent Scores Between 0-59.....                              | 4-0                                      |
| Opponent Scores Between 60-69.....                             | 3-1                                      |
| Opponent Scores Between 70-79.....                             | 1-2                                      |
| Opponent Scores Between 80-89.....                             | 1-0                                      |
| Opponent Scores 90 or More.....                                | -  |
| On Mondays.....  | 1-0                                      |
| On Tuesdays.....   | 3-1                                      |
| On Wednesdays.....   | 0-1                                      |
| On Thursdays.....  | -  |
| On Fridays.....  | 1-0                                      |
| On Saturdays.....  | 3-0                                      |
| On Sundays.....  | 1-1                                      |
| In November.....   | 7-0                                      |
| In December.....   | 2-2                                      |
| In January.....  | 0-1                                      |
| In February.....   | -  |
| In March.....  | -  |
| In April.....  | -  |
| On CBS.....  | -  |
| On ABC.....  | -  |
| On FS1.....  | 0-1                                      |
| On TBS.....  | -  |
| On ESPN.....   | 4-1                                      |
| On ESPN2.....  | 1-1                                      |
| On ESPNU.....  | -  |
| On ESPN+.....  | 4-0                                      |
| MISCELLANEOUS STREAKS  |  |
| Kansas' All-Time Record.....                                   | 2,402-899                                |
| Consecutive games with a 3-point field goal.....               | 334                                      |
| Consecutive games holding opponent under 100 points.....       | 150                                      |
| Number of 100-point games in Kansas history.....               | 119                                      |
| Number of 100-point games in Bill Self era.....                | 28                                       |
| KU's All-Time Overtime Record.....                             | 74-60                                    |
| KU's last OT game.....   | 2/5/2024 (at Kansas State 75, Kansas 70) |
| Consecutive Allen Fieldhouse Sellouts (includes pandemic)..... | 374                                      |
| ATTENDANCE   | G TOTAL AVERAGE                          |
| *Home (Allen Fieldhouse).....                                  | 8 122,400 15,300                         |
| Away.....  | 2 32,969 16,484                          |
| Neutral.....   | 2 30,864 15,432                          |

2024-25 MISCELLANEOUS STATS

| STARTING LINEUPS (4)                                |              |                          |               |                       |                     |            |                                   |   |   |    |       |       |     |  |  |  |  |  |  |
|---|--------------|--------------------------|---------------|-----------------------|---------------------|------------|-----------------------------------|---|---|----|-------|-------|-----|--|--|--|--|--|--|
| (W-L)   | 1            | 2                        | 3             | 4                     | 5                   |            |                                   |   |   |    |       |       |     |  |  |  |  |  |  |
| 5-0   | Harris Jr.   | Mayo                     | Griffen       | Adams                 | Dickinson           |            |                                   |   |   |    |       |       |     |  |  |  |  |  |  |
| 2-0   | Harris Jr.   | Coit                     | Griffen       | Adams                 | Dickinson           |            |                                   |   |   |    |       |       |     |  |  |  |  |  |  |
| 2-2   | Harris Jr.   | Storr                    | Mayo          | Adams                 | Dickinson           |            |                                   |   |   |    |       |       |     |  |  |  |  |  |  |
| 0-1   | Harris Jr.   | Coit                     | Mayo          | Adams                 | Dickinson           |            |                                   |   |   |    |       |       |     |  |  |  |  |  |  |
| WIN/LOSS MARGIN                                     |              |                          |               |                       |                     |            |                                   |   |   |    |       |       |     |  |  |  |  |  |  |
|   | 1            | 2                        | 3             | 4                     | 5                   | 6          | 7                                 | 8 | 9 | 10 | 11-15 | 16-29 | 30+ |  |  |  |  |  |  |
| Wins  | -            | -                        | 2             | -                     | -                   | -          | -                                 | 1 | - | -  | 1     | 2     | 3   |  |  |  |  |  |  |
| Losses  | 1            | -                        | -             | -                     | -                   | -          | -                                 | - | 1 | -  | 1     | -     | -   |  |  |  |  |  |  |
| VIOLATIONS/TECHNICAL FOULS                          |              |                          |               |                       |                     |            |                                   |   |   |    |       |       |     |  |  |  |  |  |  |
|   | 3-Seconds    | 5-Seconds                | 10-Seconds    | Shot Clock Exp.       | Lane Viol.          | Technicals | Goaltending                       |   |   |    |       |       |     |  |  |  |  |  |  |
| Kansas  | -            | -                        | -             | 2                     | -                   | -          | -                                 |   |   |    |       |       |     |  |  |  |  |  |  |
| Opponent  | -            | 1                        | -             | 12                    | 1                   | -          | 1                                 |   |   |    |       |       |     |  |  |  |  |  |  |
| LEADS AND DEFICITS                                  |              |                          |               |                       |                     |            |                                   |   |   |    |       |       |     |  |  |  |  |  |  |
| KU's Biggest Halftime Lead                          |              |                          |               |                       |                     |            | 27 (46-19) vs. Howard (11.4.24)   |   |   |    |       |       |     |  |  |  |  |  |  |
| KU's Biggest Halftime Lead Blown                    |              |                          |               |                       |                     |            | -                                 |   |   |    |       |       |     |  |  |  |  |  |  |
| KU's Biggest Halftime Deficit                       |              |                          |               |                       |                     |            | 14 (25-39) at Missouri (12.8.24)  |   |   |    |       |       |     |  |  |  |  |  |  |
| KU's Biggest Halftime Deficit Erased                |              |                          |               |                       |                     |            | -                                 |   |   |    |       |       |     |  |  |  |  |  |  |
| KU's Biggest Overall Lead                           |              |                          |               |                       |                     |            | 38 (78-40) vs. Howard (11.4.24)   |   |   |    |       |       |     |  |  |  |  |  |  |
| KU's Biggest Win Total                              |              |                          |               |                       |                     |            | 35 (86-51) vs. Furman (11.30.24)  |   |   |    |       |       |     |  |  |  |  |  |  |
| KU's Biggest Loss Total                             |              |                          |               |                       |                     |            | 13 (63-76) at Creighton (12.4.24) |   |   |    |       |       |     |  |  |  |  |  |  |
| KU's Biggest Lead Blown                             |              |                          |               |                       |                     |            | -                                 |   |   |    |       |       |     |  |  |  |  |  |  |
| KU's Biggest Overall Deficit                        |              |                          |               |                       |                     |            | 24 at Missouri (12.8.24)          |   |   |    |       |       |     |  |  |  |  |  |  |
| KU's Biggest Deficit Overcome                       |              |                          |               |                       |                     |            | 5 vs. North Carolina (11.8.24)    |   |   |    |       |       |     |  |  |  |  |  |  |
| JUMP BALLS CONTROLLED (INCLUDES OT)                 |              |                          |               |                       |                     |            |                                   |   |   |    |       |       |     |  |  |  |  |  |  |
| Kansas  | 9            | Hunter Dickinson         |               | 11                    | Zeke Mayo           | 4          | DOUBLE-FIGURE SCORING             |   |   |    |       |       |     |  |  |  |  |  |  |
| Opponents   | 3            | Dajuan Harris Jr.        |               | 8                     | Hunter Dickinson    | 3          | 20-PLUS POINT GAMES               |   |   |    |       |       |     |  |  |  |  |  |  |
|   |              | Zeke Mayo                |               | 8                     | KJ Adams            | 1          |                                   |   |   |    |       |       |     |  |  |  |  |  |  |
|   |              | KJ Adams                 |               | 5                     |                     |            |                                   |   |   |    |       |       |     |  |  |  |  |  |  |
| HOW KU SCORED FIRST POINTS                          |              |                          |               |                       |                     |            |                                   |   |   |    |       |       |     |  |  |  |  |  |  |
| 3-Pointer   | 2            | AJ Storr                 |               | 4                     | 30-PLUS POINT GAMES |            |                                   |   |   |    |       |       |     |  |  |  |  |  |  |
| Jump Shot   | 2            | Rylan Griffen            |               | 3                     |                     |            |                                   |   |   |    |       |       |     |  |  |  |  |  |  |
| Free Throw  | -            | David Coit               |               | 2                     |                     |            |                                   |   |   |    |       |       |     |  |  |  |  |  |  |
| Lay-In/Lay-Up                                       | 5            | Flory Bidunga            |               | 1                     |                     |            |                                   |   |   |    |       |       |     |  |  |  |  |  |  |
| Dunk  | 2            |                          |               |                       |                     |            |                                   |   |   |    |       |       |     |  |  |  |  |  |  |
| Alley-Oop   | -            | DOUBLE-FIGURE REBOUNDING |               |                       |                     |            |                                   |   |   |    |       |       |     |  |  |  |  |  |  |
| Hook Shot   | 1            | Hunter Dickinson         |               | 7                     |                     |            |                                   |   |   |    |       |       |     |  |  |  |  |  |  |
|   |              | Flory Bidunga            |               | 1                     |                     |            |                                   |   |   |    |       |       |     |  |  |  |  |  |  |
|   |              | Zeke Mayo                |               | 1                     |                     |            |                                   |   |   |    |       |       |     |  |  |  |  |  |  |
| WHO SCORED KU'S FIRST POINTS                        |              |                          |               |                       |                     |            |                                   |   |   |    |       |       |     |  |  |  |  |  |  |
| Hunter Dickinson                                    | 5            | 20-PLUS REBOUND GAMES    |               |                       |                     |            |                                   |   |   |    |       |       |     |  |  |  |  |  |  |
| Zeke Mayo   | 4            |                          |               |                       |                     |            |                                   |   |   |    |       |       |     |  |  |  |  |  |  |
| David Coit  | 1            |                          |               |                       |                     |            |                                   |   |   |    |       |       |     |  |  |  |  |  |  |
| KJ Adams  | 1            | DOUBLE-DOUBLES           |               |                       |                     |            |                                   |   |   |    |       |       |     |  |  |  |  |  |  |
| AJ Storr  | 1            | Hunter Dickinson         |               | 7                     |                     |            |                                   |   |   |    |       |       |     |  |  |  |  |  |  |
| TRIPLE-DOUBLES                                      |              |                          |               |                       |                     |            |                                   |   |   |    |       |       |     |  |  |  |  |  |  |
| -   |              |                          |               |                       |                     |            |                                   |   |   |    |       |       |     |  |  |  |  |  |  |
| INDIVIDUAL MISCELLANEOUS STATISTICS (*HUSTLE PLAYS) |              |                          |               |                       |                     |            |                                   |   |   |    |       |       |     |  |  |  |  |  |  |
| NO. - PLAYER  | *FLOOR BURNS | DUNKS                    | CHARGES DRAWN | FT-FTA (LAST 5:00/OT) |                     |            |                                   |   |   |    |       |       |     |  |  |  |  |  |  |
| 0-Moore.....  | 4            | -                        | -             | -                     |                     |            |                                   |   |   |    |       |       |     |  |  |  |  |  |  |
| 1-Dickinson.....                                    | 20           | 6                        | 1             | 3-5                   |                     |            |                                   |   |   |    |       |       |     |  |  |  |  |  |  |
| 2-Storr.....  | 13           | 6                        | 1             | 3-4                   |                     |            |                                   |   |   |    |       |       |     |  |  |  |  |  |  |
| 3-Harris Jr.....                                    | 27           | 1                        | 3             | 5-5                   |                     |            |                                   |   |   |    |       |       |     |  |  |  |  |  |  |
| 4-Passmore.....                                     | 7            | -                        | -             | -                     |                     |            |                                   |   |   |    |       |       |     |  |  |  |  |  |  |
| 5-Mayo.....   | 15           | -                        | 1             | 7-7                   |                     |            |                                   |   |   |    |       |       |     |  |  |  |  |  |  |
| 6-Griffen.....                                      | 15           | 2                        | 1             | 3-3                   |                     |            |                                   |   |   |    |       |       |     |  |  |  |  |  |  |
| 7-Shelby.....                                       | -            | -                        | -             | -                     |                     |            |                                   |   |   |    |       |       |     |  |  |  |  |  |  |
| 8-Coit.....   | 15           | -                        | -             | -                     |                     |            |                                   |   |   |    |       |       |     |  |  |  |  |  |  |
| 11-McDowell.....                                    | -            | -                        | -             | -                     |                     |            |                                   |   |   |    |       |       |     |  |  |  |  |  |  |
| 12-Evers.....                                       | -            | -                        | -             | -                     |                     |            |                                   |   |   |    |       |       |     |  |  |  |  |  |  |
| 13-Jackson.....                                     | -            | -                        | -             | -                     |                     |            |                                   |   |   |    |       |       |     |  |  |  |  |  |  |
| 14-Cassidy.....                                     | -            | -                        | -             | -                     |                     |            |                                   |   |   |    |       |       |     |  |  |  |  |  |  |
| 15-Thengvall.....                                   | -            | -                        | -             | -                     |                     |            |                                   |   |   |    |       |       |     |  |  |  |  |  |  |
| 22-WilHITE.....                                     | 1            | -                        | -             | -                     |                     |            |                                   |   |   |    |       |       |     |  |  |  |  |  |  |
| 24-Adams.....                                       | 28           | 6                        | -             | 5-7                   |                     |            |                                   |   |   |    |       |       |     |  |  |  |  |  |  |
| 25-Cross.....                                       | 1            | -                        | -             | -                     |                     |            |                                   |   |   |    |       |       |     |  |  |  |  |  |  |
| 40-Bidunga.....                                     | 16           | 22                       | -             | 1-2                   |                     |            |                                   |   |   |    |       |       |     |  |  |  |  |  |  |
| 41-Clemence.....                                    | 7            | 1                        | -             | -                     |                     |            |                                   |   |   |    |       |       |     |  |  |  |  |  |  |
| TOTALS  | 168          | 44                       | 7             | 27-33 (81.8%)         |                     |            |                                   |   |   |    |       |       |     |  |  |  |  |  |  |
| OPPONENTS   | 100          | 22                       | 2             | 29-41 (70.7%)         |                     |            |                                   |   |   |    |       |       |     |  |  |  |  |  |  |

## BOX SCORES

1

## AT #1/1 KANSAS 87, HOWARD 57

Nov. 4, 2024 | Lawrence, Kan. | Allen Fieldhouse (15,300)

Howard - 57

Record: 0-1

| NO.    | Name                   | Min     | FG    |      | 3P   |   | FT |    | Rebounds |    |     | Fouls |    | TP | AS  | TO | ST | Blocks |     | +/- |
|--------|------------------------|---------|-------|------|------|---|----|----|----------|----|-----|-------|----|----|-----|----|----|--------|-----|-----|
|        |                        |         | M     | A    | M    | A | M  | A  | OR       | DR | TOT | PF    | FD |    |     |    |    | BS     | BA  |     |
| 2      | Dom Campbell           | F 15:28 | 0     | 2    | 0    | 0 | 1  | 2  | 1        | 2  | 2   | 1     | 0  | 0  | 0   | 0  | 0  | 0      | 0   | -19 |
| 1      | Anwar Gill             | G 15:55 | 3     | 6    | 1    | 2 | 0  | 0  | 1        | 1  | 0   | 0     | 7  | 0  | 3   | 1  | 0  | 1      | 0   | -24 |
| 5      | Marcus Dockery         | G 24:25 | 3     | 9    | 1    | 5 | 0  | 0  | 0        | 0  | 1   | 1     | 7  | 0  | 1   | 2  | 0  | 0      | 0   | -27 |
| 7      | Blake Harper           | G 27:34 | 6     | 10   | 3    | 3 | 1  | 2  | 3        | 4  | 0   | 3     | 16 | 3  | 2   | 0  | 0  | 1      | 1   | -19 |
| 34     | Bryce Harris           | G 21:19 | 2     | 7    | 0    | 3 | 0  | 2  | 3        | 6  | 1   | 3     | 4  | 2  | 3   | 1  | 0  | 0      | 0   | -25 |
| 3      | Jaren Johnson          | 24:05   | 2     | 8    | 1    | 2 | 0  | 2  | 4        | 6  | 0   | 1     | 5  | 1  | 1   | 1  | 0  | 3      | -7  |     |
| 4      | Miles Stewart          | 14:05   | 2     | 2    | 0    | 0 | 0  | 1  | 3        | 4  | 2   | 0     | 4  | 0  | 1   | 1  | 1  | 0      | -3  |     |
| 8      | Joshua Strong          | 21:13   | 2     | 6    | 2    | 4 | 0  | 0  | 2        | 2  | 3   | 0     | 6  | 3  | 1   | 1  | 0  | 1      | -6  |     |
| 11     | Ose Okojie             | 12:54   | 2     | 3    | 0    | 0 | 2  | 4  | 0        | 0  | 1   | 3     | 6  | 0  | 0   | 0  | 2  | 0      | -1  |     |
| 15     | Cameron Shockley-Okeke | 20:33   | 0     | 5    | 0    | 3 | 1  | 2  | 0        | 1  | 1   | 2     | 1  | 2  | 2   | 0  | 0  | 0      | -18 |     |
| 14     | Ayodele Taiwo          | 02:30   | 0     | 0    | 0    | 0 | 0  | 0  | 0        | 0  | 1   | 0     | 0  | 1  | 1   | 0  | 0  | 0      | -1  |     |
| Team   |                        |         |       |      |      |   |    |    | 0 0 0    |    |     |       |    |    | 0 2 |    |    |        |     |     |
| Totals |                        |         | 22-58 | 8-22 | 5-12 | 8 | 18 | 26 | 12       | 14 | 57  | 12    | 17 | 9  | 1   | 7  | 9  | 7      | -30 |     |

Technical Fouls: NONE

| Shooting By Period  |       |       |
|---------------------|-------|-------|
| 1 <sup>st</sup> FG% | 7-29  | 24.1% |
| 3PT%                | 3-9   | 33.3% |
| FT%                 | 2-8   | 25%   |
| 2 <sup>nd</sup> FG% | 15-29 | 51.7% |
| 3PT%                | 5-13  | 38.5% |
| FT%                 | 3-4   | 75%   |
| GM FG%              | 22-58 | 37.9% |
| 3PT%                | 8-22  | 36.4% |
| FT%                 | 5-12  | 41.7% |

Dead Ball Rebounds: 6, 0

2

## AT #1/1 KANSAS 92, #9/10 NORTH CAROLINA 89

Nov. 8, 2024 | Lawrence, Kan. | Allen Fieldhouse (15,300)

North Carolina - 89

Record: 1-1

| No.    | Name             |   | Min   | FG<br>M-A | 3P<br>M-A | FT<br>M-A | Rebounds<br>OR DR TOT | Fouls<br>PF FO | TP | AS | TO | ST | Blocks<br>BS BA | +/- |     |
|--------|------------------|---|-------|-----------|-----------|-----------|-----------------------|----------------|----|----|----|----|-----------------|-----|-----|
| 13     | Jalen Washington | F | 17:39 | 3-5       | 0-1       | 1-2       | 3 6 9                 | 4 1 7          | 1  | 1  | 1  | 0  | 1               | 0   | 6   |
| 24     | Jae'lyn Withers  | F | 23:37 | 4-6       | 3-5       | 0-0       | 0 9 9                 | 3 1 11         | 0  | 1  | 1  | 1  | 0               | 0   | 9   |
| 3      | Elliott Cadeau   | G | 32:35 | 3-11      | 0-3       | 6-6       | 0 2 2                 | 3 4 12         | 7  | 2  | 7  | 1  | 0               | 1   | 5   |
| 4      | RJ Davis         | G | 36:52 | 3-15      | 1-7       | 9-11      | 0 1 1                 | 0 7 16         | 4  | 1  | 0  | 1  | 0               | 0   | -2  |
| 7      | Seth Trimble     | G | 32:49 | 4-10      | 1-3       | 10-10     | 1 3 4                 | 1 6 19         | 0  | 1  | 0  | 0  | 2               | 5   |     |
| 9      | Drake Powell     |   | 20:06 | 1-4       | 0-2       | 0-0       | 0 4 4                 | 0 0 2          | 0  | 0  | 0  | 0  | 1               | 0   | -16 |
| 11     | Ian Jackson      |   | 15:26 | 4-5       | 2-2       | 0-0       | 1 1 2                 | 1 0 10         | 1  | 1  | 0  | 1  | 0               | 0   | -8  |
| 22     | Ven-Alien Lubin  |   | 14:23 | 4-4       | 0-0       | 2-2       | 1 2 3                 | 5 2 10         | 0  | 1  | 0  | 1  | 0               | 0   | -8  |
| 5      | Cade Tyson       |   | 01:03 | 0-1       | 0-0       | 0-0       | 0 0 0                 | 0 0 0          | 0  | 0  | 0  | 0  | 0               | 0   | -1  |
| 0      | Tyzaun Claude    |   | 03:35 | 0-1       | 0-0       | 0-0       | 1 2 3                 | 3 0 0          | 0  | 0  | 1  | 0  | 0               | 0   | -1  |
| 2      | James Brown      |   | 01:55 | 1-1       | 0-0       | 0-0       | 2 0 2                 | 1 0 2          | 0  | 0  | 0  | 0  | 0               | 0   | 3   |
| Team   |                  |   |       |           |           |           | 1 0 1                 | 0              | 0  | 2  |    |    |                 |     |     |
| Totals |                  |   |       | 27-63     | 7-23      | 28-31     | 10 30 40              | 21 21          | 89 | 13 | 11 | 2  | 5               | 4   | -3  |

Technical Fouls: NONE

| Shooting By Period  |       |       |
|---------------------|-------|-------|
| 1 <sup>st</sup> FG% | 11-31 | 35.5% |
| 3PT%                | 3-11  | 27.3% |
| FT%                 | 13-14 | 92.9% |
| 2 <sup>nd</sup> FG% | 16-32 | 50.0% |
| 3PT%                | 4-12  | 33.3% |
| FT%                 | 15-17 | 88.2% |
| GM FG%              | 27-63 | 42.9% |
| 3PT%                | 7-23  | 30.4% |
| FT%                 | 28-31 | 90.3% |

Dead Ball Rebounds: 2, 1

Kansas - 87

Record: 1-0

| NO.           | Name              | Min     | FG<br>M-A | 3P<br>M-A | FT<br>M-A | Rebounds<br>OR DR TOT | Fouls<br>PF FD | TP | AS | TO | ST | Blocks<br>BS BA | +/- |
|---------------|-------------------|---------|-----------|-----------|-----------|-----------------------|----------------|----|----|----|----|-----------------|-----|
| 24            | KJ Adams, Jr.     | F 23:08 | 3-3       | 0-0       | 1-2       | 1 3 4                 | 2 3 7          | 3  | 0  | 1  | 1  | 0               | 23  |
| 1             | Hunter Dickinson  | C 21:06 | 5-8       | 1-1       | 5-6       | 1 5 6                 | 1 3 16         | 1  | 2  | 3  | 2  | 0               | 24  |
| 3             | Dajuan Harris Jr. | G 22:04 | 3-4       | 0-1       | 0-0       | 0 3 3                 | 1 0 6          | 5  | 3  | 0  | 1  | 0               | 27  |
| 6             | Rylan Griffen     | G 27:34 | 1-5       | 1-4       | 2-2       | 1 0 1                 | 0 1 1          | 5  | 3  | 1  | 0  | 0               | 22  |
| 8             | David Coit        | G 21:55 | 3-4       | 2-3       | 0-0       | 0 2 2                 | 2 1 8          | 4  | 1  | 2  | 0  | 0               | 20  |
| 2             | AJ Storr          | 15:30   | 2-5       | 1-1       | 0-0       | 0 2 2                 | 3 0 5          | 2  | 2  | 0  | 0  | 1               | 13  |
| 5             | Zeke Mayo         | 23:03   | 7-12      | 5-8       | 0-0       | 4 4 4                 | 0 0 19         | 0  | 2  | 1  | 0  | 0               | 18  |
| 40            | Flory Bidunga     | 16:44   | 6-6       | 0-0       | 1-2       | 1 7 8                 | 1 2 13         | 0  | 0  | 2  | 2  | 0               | 13  |
| 4             | Rakease Passmore  | 15:38   | 0-1       | 0-0       | 0-0       | 2 2 1                 | 1 0 0          | 0  | 0  | 2  | 1  | 0               | 13  |
| 41            | Zach Clemence     | 13:40   | 1-2       | 0-1       | 3-4       | 1 0 1                 | 3 2 5          | 1  | 1  | 1  | 1  | 0               | 5   |
| 12            | Wilder Evers      | 02:10   | 1-1       | 1-1       | 0-0       | 0 0 0                 | 0 0 0          | 3  | 0  | 0  | 0  | 0               | -7  |
| 14            | Patrick Cassidy   | 02:10   | 0-2       | 0-2       | 0-0       | 0 0 0                 | 0 0 0          | 0  | 0  | 0  | 0  | 0               | -7  |
| 15            | Will Thengvall    | 02:10   | 0-0       | 0-0       | 0-0       | 0 0 0                 | 0 0 0          | 0  | 0  | 0  | 0  | 0               | -7  |
| 25            | Justin Cross      | 02:10   | 0-0       | 0-0       | 0-0       | 0 0 0                 | 0 0 0          | 0  | 1  | 0  | 1  | 0               | -7  |
| Team          |                   |         |           |           |           | 0 1 1                 | 0              | 0  | 0  |    |    |                 |     |
| <b>Totals</b> |                   |         | 32-53     | 11-22     | 12-16     | 5 29 34               | 14 12 87       | 20 | 14 | 11 | 7  | 1               | 30  |

Technical Fouls: NONE

| Shooting By Period  |       |       |
|---------------------|-------|-------|
| 1 <sup>st</sup> FG% | 20-32 | 62.5% |
| 3PT%                | 6-13  | 46.2% |
| FT%                 | 0-0   | 0%    |
| 2 <sup>nd</sup> FG% | 12-21 | 57.1% |
| 3PT%                | 5-9   | 55.6% |
| FT%                 | 12-16 | 75%   |
| GM FG%              | 32-53 | 60.4% |
| 3PT%                | 11-22 | 50.0% |
| FT%                 | 12-16 | 75.0% |

Dead Ball Rebounds: 2, 0

Kansas - 92

Record: 2-0

| NO.    | Name              | Min     | FG<br>M-A | 3P<br>M-A | FT<br>M-A | Rebounds<br>OR DR TOT | Fouls<br>PF FD | TP | AS | TO | ST | Blocks<br>BS BA | +/- |
|--------|-------------------|---------|-----------|-----------|-----------|-----------------------|----------------|----|----|----|----|-----------------|-----|
| 24     | KJ Adams, Jr.     | F 37:00 | 7-13      | 0-0       | 0-0       | 2 0 2                 | 2 1 14         | 2  | 0  | 0  | 0  | 0               | 1   |
| 1      | Hunter Dickinson  | C 29:04 | 7-15      | 0-2       | 6-9       | 1 9 10                | 4 8 20         | 3  | 0  | 0  | 1  | 0               | -3  |
| 3      | Dajuan Harris Jr. | G 29:11 | 5-8       | 0-0       | 0-0       | 2 0 2                 | 4 0 10         | 3  | 2  | 2  | 0  | 2               | 7   |
| 6      | Rylan Griffen     | G 16:33 | 2-5       | 2-4       | 0-0       | 0 1 1                 | 2 2 6          | 0  | 0  | 0  | 2  | 0               | 0   |
| 8      | David Coit        | G 19:34 | 0-4       | 0-3       | 0-0       | 0 4 4                 | 3 3 0          | 3  | 1  | 0  | 0  | 0               | -9  |
| 5      | Zeke Mayo         | 28:59   | 7-14      | 3-9       | 4-4       | 0 5 5                 | 2 4 21         | 4  | 1  | 0  | 0  | 0               | 6   |
| 2      | AJ Storr          | 27:49   | 6-13      | 1-3       | 0-0       | 0 2 2                 | 2 1 13         | 3  | 0  | 1  | 0  | 1               | 5   |
| 40     | Flory Bidunga     | 10:56   | 3-4       | 0-0       | 2-4       | 4 8 8                 | 1 2 8          | 0  | 0  | 0  | 0  | 1               | 6   |
| 4      | Rakease Passmore  | 00:54   | 0-0       | 0-0       | 0-0       | 0 0 0                 | 1 0 0          | 0  | 0  | 0  | 0  | 0               | -2  |
| Team   |                   |         |           |           |           | 3 2 5                 | 0              |    |    |    |    |                 |     |
| Totals |                   |         | 37-76     | 6-21      | 12-17     | 12 27 39              | 21 21 92       | 18 | 4  | 3  | 4  | 5               | 3   |

Technical Fouls: NONE

|                  | UNC                       | KAN                       | Points from   | UNC | KAN | Period by Period Scoring |  |     |     |
|------------------|---------------------------|---------------------------|---------------|-----|-----|--------------------------|--|-----|-----|
| Biggest lead     | 5 (1 <sup>st</sup> 17:31) | 20 (1 <sup>st</sup> 1:43) | Turnovers     | 2   | 16  | 1st                      |  | 2nd | TOT |
| Best Scoring Run | 9 (2 <sup>nd</sup> 8:51)  | 10 (1 <sup>st</sup> 1:43) | Paint         | 32  | 50  | UNC                      |  | 38  | 51  |
| Lead Changes     | 6                         |                           | Second Chance | 8   | 14  | KAN                      |  | 53  | 89  |
| Times Tied       | 5                         |                           | Fast Breaks   | 17  | 13  |                          |  |     |     |
| Time with Lead   | 07:25                     | 30:33                     | Bench         | 24  | 42  | KAN                      |  | 53  | 92  |

3

## #1/1 KANSAS 77 VS. MICHIGAN STATE 69

Nov. 12, 2024 | Atlanta, Ga. | State Farm Arena (16,107)

Michigan St. - 69

Record: 2-1

| NO.           | Name             | Min     | FG<br>M-A | 3P<br>M-A | FT<br>M-A | Rebounds<br>OR DR TOT | Fouls<br>PF FD | TP | AS | TO | ST | Blocks<br>BS BA | +/- |
|---------------|------------------|---------|-----------|-----------|-----------|-----------------------|----------------|----|----|----|----|-----------------|-----|
| 8             | Frankie Fidler   | F 23:41 | 3-12      | 1-6       | 8-8       | 2 6 8                 | 0 4 15         | 0  | 0  | 1  | 0  | 0               | -5  |
| 34            | Xavier Booker    | F 13:13 | 0-5       | 0-4       | 0-0       | 1 0 1                 | 0 1 0          | 0  | 0  | 1  | 0  | 0               | -7  |
| 1             | Szymon Zapala    | C 18:40 | 2-3       | 0-0       | 0-0       | 1 2 3                 | 2 0 4          | 0  | 0  | 0  | 0  | 1               | -7  |
| 1             | Jeremy Fears Jr. | G 27:24 | 3-8       | 0-0       | 3-5       | 0 3 3                 | 4 4 9          | 6  | 2  | 2  | 0  | 1               | -12 |
| 3             | Jaden Akins      | G 26:02 | 1-8       | 0-4       | 0-0       | 1 1 1                 | 2 0 2          | 0  | 0  | 2  | 1  | 0               | -11 |
| 0             | Jaxon Kohler     | 23:07   | 5-14      | 1-5       | 1-1       | 4 6 10                | 2 2 12         | 1  | 1  | 0  | 1  | 1               | -5  |
| 5             | Tre Holloman     | 11:18   | 2-7       | 0-3       | 1-1       | 1 1 2                 | 3 1 5          | 2  | 2  | 0  | 0  | 1               | 3   |
| 15            | Carson Cooper    | 15:56   | 2-2       | 0-0       | 2-3       | 0 5 5                 | 1 3 6          | 0  | 1  | 1  | 0  | 0               | 4   |
| 55            | Coen Carr        | 20:23   | 3-5       | 0-1       | 2-2       | 1 2 3                 | 2 2 8          | 0  | 0  | 0  | 2  | 0               | -2  |
| 11            | Jase Richardson  | 20:17   | 3-5       | 1-1       | 1-1       | 0 3 3                 | 2 2 8          | 2  | 0  | 0  | 0  | 0               | 2   |
| Team          |                  |         |           |           |           | 1 3 4                 | 0              | 0  | 1  |    |    |                 |     |
| <b>Totals</b> |                  |         | 24-69     | 3-24      | 18-21     | 11 32 43              | 18 19 69       | 11 | 11 | 5  | 4  | 5               | -8  |

Technical Fouls: NONE

| Shooting By Period  |       |       |
|---------------------|-------|-------|
| 1 <sup>st</sup> FG% | 8-31  | 25.8% |
| 3PT%                | 1-11  | 9.1%  |
| FT%                 | 7-8   | 87.5% |
| 2 <sup>nd</sup> FG% | 16-38 | 42.1% |
| 3PT%                | 2-13  | 15.4% |
| FT%                 | 11-13 | 84.6% |
| GM FG%              | 24-69 | 34.8% |
| 3PT%                | 3-24  | 12.5% |
| FT%                 | 18-21 | 85.7% |

Dead Ball Rebounds: 1, 1

4

## AT #1/1 KANSAS 78, OAKLAND 57

Nov. 16, 2024 | Lawrence, Kan. | Allen Fieldhouse (15,300)

Oakland - 57

Record: 1-3

| NO.  | Name                | Min     | FG<br>M-A | 3P<br>M-A | FT<br>M-A | Rebounds<br>OR DR TOT | Fouls<br>PF FD | TP | AS | TO | ST | Blocks<br>BS BA | +/- |
|------|---------------------|---------|-----------|-----------|-----------|-----------------------|----------------|----|----|----|----|-----------------|-----|
| 10   | DO Cole             | F 23:25 | 2-8       | 2-5       | 0-0       | 0 3 3                 | 5 0 6          | 0  | 1  | 1  | 0  | 0               | -20 |
| 11   | Jayson Woodrich     | F 28:38 | 1-6       | 1-6       | 0-0       | 1 1 1                 | 0 0 3          | 1  | 1  | 1  | 1  | 0               | -15 |
| 12   | Tuburu Naivallurua  | F 30:16 | 6-9       | 0-0       | 0-0       | 1 8 9                 | 1 0 12         | 1  | 0  | 1  | 0  | 1               | -26 |
| 23   | Allan David Mukkeba | F 32:17 | 9-15      | 0-0       | 1-4       | 5 2 7                 | 2 4 19         | 0  | 4  | 2  | 0  | 3               | -14 |
| 25   | Cooper Craggs       | F 15:40 | 0-1       | 0-1       | 0-0       | 1 2 3                 | 2 0 0          | 0  | 2  | 0  | 0  | 0               | -18 |
| 1    | Jaylen Jones        | 15:50   | 2-8       | 0-3       | 2-2       | 0 3 3                 | 0 3 6          | 6  | 1  | 0  | 0  | 1               | -12 |
| 6    | Malcolm Christie    | 23:10   | 3-7       | 3-7       | 0-3       | 0 0 0                 | 0 2 9          | 0  | 2  | 1  | 0  | 0               | -14 |
| 22   | Deng Majak          | 06:43   | 1-1       | 0-0       | 0-2       | 2 1 3                 | 0 1 2          | 2  | 1  | 0  | 0  | 0               | 7   |
| 0    | Nassim Mashhour     | 02:19   | 0-0       | 0-0       | 0-0       | 0 0 0                 | 0 0 0          | 0  | 1  | 0  | 0  | 0               | -3  |
| 2    | Jeremiah Bemby      | 03:54   | 0-0       | 0-0       | 0-0       | 0 0 0                 | 0 0 0          | 0  | 0  | 0  | 0  | 0               | 7   |
| 24   | Zavier Banks        | 01:48   | 0-0       | 0-0       | 0-1       | 0 0 0                 | 0 1 0          | 0  | 0  | 0  | 0  | 0               | 3   |
| Team |                     |         |           |           |           | 1 0 1                 | 0              | 0  | 1  |    |    |                 |     |



2024-25 KANSAS MEN’S BASKETBALL

BOX SCORES

5

AT #1/1 KANSAS 84, UNCW 66

Nov. 19, 2024 | Lawrence, Kan. | Allen Fieldhouse (15,300)

| UNCW - 66            |                 |         |           |           |           |                       |                |    |    |    |    |                 | Record: 3-1 |
|----------------------|-----------------|---------|-----------|-----------|-----------|-----------------------|----------------|----|----|----|----|-----------------|-------------|
| NO.                  | Name            | Min     | FG<br>M-A | 3P<br>M-A | FT<br>M-A | Rebounds<br>OR DR TOT | Fouls<br>PF FD | TP | AS | TO | ST | Blocks<br>BS BA | +/-         |
| 21                   | Khamari McGriff | F 27:09 | 6-8       | 0-0       | 6-6       | 2 5 7                 | 4 3            | 18 | 0  | 2  | 1  | 1 0             | -5          |
| 1                    | Donovan Newby   | G 32:20 | 2-9       | 1-6       | 2-2       | 0 2 2                 | 3 2            | 7  | 1  | 3  | 2  | 0 0             | -21         |
| 3                    | Sean Moore      | G 17:16 | 1-4       | 1-1       | 0-0       | 0 3 3                 | 0 0            | 3  | 0  | 0  | 1  | 1 0             | -8          |
| 5                    | Noah Ross       | G 29:12 | 4-9       | 0-0       | 2-3       | 4 5 9                 | 2 2            | 10 | 1  | 1  | 0  | 0 2             | -19         |
| 32                   | Josh Corbin     | G 22:31 | 1-5       | 1-5       | 0-0       | 1 4 5                 | 0 0            | 3  | 1  | 1  | 0  | 0 0             | -5          |
| 2                    | Elijah Jamison  | 14:05   | 2-8       | 1-2       | 3-4       | 0 0 0                 | 0 2            | 8  | 0  | 4  | 0  | 1 0             | -7          |
| 4                    | Nolan Hodge     | 20:11   | 3-5       | 1-3       | 2-2       | 1 2 3                 | 3 1            | 9  | 1  | 0  | 2  | 0 0             | -9          |
| 7                    | Greedy Williams | 12:16   | 2-4       | 1-1       | 2-2       | 0 0 0                 | 2 2            | 7  | 0  | 0  | 0  | 0 1             | 0           |
| 55                   | Harlan Obioha   | 12:51   | 0-3       | 0-1       | 1-5       | 1 1 2                 | 3 3            | 1  | 0  | 1  | 0  | 0 0             | -13         |
| 0                    | Bo Montgomery   | 12:09   | 0-1       | 0-0       | 0 0 0     | 0 1 1                 | 0              | 0  | 0  | 0  | 0  | 0 0             | -3          |
| Team                 |                 |         |           |           |           | 1 0 1                 |                |    |    | 0  |    |                 |             |
| Totals               |                 |         | 21-56     | 6-19      | 18-24     | 10 22 32              | 18 16          | 66 | 4  | 12 | 6  | 3 3             | -18         |
| Technical Fouls:NONE |                 |         |           |           |           |                       |                |    |    |    |    |                 |             |

| Kansas - 84          |                   |         |           |           |           |                       |                |    |    |    |    |                 | Record: 5-0 |
|----------------------|-------------------|---------|-----------|-----------|-----------|-----------------------|----------------|----|----|----|----|-----------------|-------------|
| NO.                  | Name              | Min     | FG<br>M-A | 3P<br>M-A | FT<br>M-A | Rebounds<br>OR DR TOT | Fouls<br>PF FD | TP | AS | TO | ST | Blocks<br>BS BA | +/-         |
| 24                   | KJ Adams, Jr.     | F 29:22 | 1-3       | 0-0       | 1-2       | 1 4 5                 | 3 1            | 3  | 5  | 2  | 0  | 0 1             | 6           |
| 1                    | Hunter Dickinson  | C 29:59 | 7-11      | 0-1       | 1-3       | 1 14 15               | 2 6            | 15 | 2  | 3  | 1  | 1 1             | 20          |
| 3                    | Dajuan Harris Jr. | G 29:47 | 6-10      | 2-6       | 3-5       | 1 2 3                 | 2 4            | 17 | 6  | 1  | 2  | 0 0             | 20          |
| 5                    | Zeke Mayo         | G 25:16 | 5-10      | 0-4       | 0-0       | 0 2 2                 | 1 1            | 10 | 2  | 1  | 1  | 0 0             | 17          |
| 6                    | Rylan Griffen     | G 20:31 | 3-6       | 1-4       | 0-0       | 0 2 2                 | 1 1            | 7  | 2  | 1  | 1  | 0 0             | 13          |
| 40                   | Flory Bidunga     | 07:45   | 3-3       | 0-0       | 0-0       | 1 1 2                 | 1 0            | 6  | 0  | 0  | 0  | 0 0             | 3           |
| 8                    | David Coit        | 20:28   | 4-7       | 2-4       | 3-4       | 0 1 1                 | 0 2            | 13 | 2  | 0  | 0  | 1 0             | 3           |
| 2                    | AJ Storr          | 22:55   | 2-7       | 1-5       | 2-2       | 0 1 1                 | 2 2            | 7  | 1  | 1  | 0  | 0 1             | 7           |
| 0                    | Shakeel Moore     | 05:35   | 1-2       | 0-1       | 0-0       | 0 0 0                 | 1 1            | 2  | 0  | 1  | 0  | 0 0             | -5          |
| 4                    | Rakease Passmore  | 05:42   | 1-2       | 0-0       | 0 0 0     | 1 2 3                 | 1 0            | 2  | 0  | 0  | 0  | 0 0             | 5           |
| 41                   | Zach Clemence     | 02:39   | 1-1       | 0-0       | 0-0       | 0 0 0                 | 1 0            | 2  | 0  | 0  | 0  | 0 0             | 1           |
| Team                 |                   |         |           |           |           | 4 0 4                 |                |    |    | 0  |    |                 |             |
| Totals               |                   |         | 34-62     | 6-25      | 10-16     | 9 29 38               | 16 18          | 84 | 20 | 10 | 5  | 3 3             | 18          |
| Technical Fouls:NONE |                   |         |           |           |           |                       |                |    |    |    |    |                 |             |

|                  |  |                           |                           |  |  |                       |     |     |  |     |                          |     |     |
|------------------|--|---------------------------|---------------------------|--|--|-----------------------|-----|-----|--|-----|--------------------------|-----|-----|
|                  |  | SEA                       | KAN                       |  |  | Points from Turnovers | SEA | KAN |  |     | Period by Period Scoring |     |     |
| Biggest lead     |  | 0 (1 <sup>st</sup> 20:00) | 20 (2 <sup>nd</sup> 8:00) |  |  | 10                    | 13  |     |  |     | 1st                      | 2nd | TOT |
| Best Scoring Run |  | 5 (2 <sup>nd</sup> 12:18) | 8 (2 <sup>nd</sup> 18:03) |  |  | 22                    | 52  |     |  | SEA | 38                       | 28  | 66  |
| Lead Changes     |  | 0                         |                           |  |  | 14                    | 8   |     |  | KAN | 43                       | 41  | 84  |
| Times Tied       |  | 2                         |                           |  |  | 6                     | 23  |     |  |     |                          |     |     |
| Time with Lead   |  | 00:00                     | 38:59                     |  |  | 25                    | 32  |     |  |     |                          |     |     |

6

#1/1 KANSAS 75 VS. #11/10 DUKE 72

Nov. 26, 2024 | Las Vegas, Nev. | T-Mobile Arena (14,757)

| Kansas - 75                                     |                   |         |           |           |           |                       |                |    |    |    |    |                 | Record: 6-0 |
|---|-------------------|---------|-----------|-----------|-----------|-----------------------|----------------|----|----|----|----|-----------------|-------------|
| NO.   | Name              | Min     | FG<br>M-A | 3P<br>M-A | FT<br>M-A | Rebounds<br>OR DR TOT | Fouls<br>PF FD | TP | AS | TO | ST | Blocks<br>BS BA | +/-         |
| 24  | KJ Adams, Jr.     | F 32:51 | 4-6       | 0-0       | 0-0       | 0 2 2                 | 3 0            | 8  | 3  | 0  | 3  | 3 0             | 14          |
| 1   | Hunter Dickinson  | C 23:42 | 4-11      | 1-2       | 2-2       | 2 4 6                 | 3 4            | 11 | 3  | 3  | 2  | 0 0             | -2          |
| 2   | AJ Storr          | G 27:35 | 4-7       | 2-2       | 1-1       | 0 0 0                 | 2 1            | 11 | 2  | 2  | 1  | 0 2             | 2           |
| 3   | Dajuan Harris Jr. | G 35:53 | 6-10      | 1-2       | 1-1       | 1 2 3                 | 1 4            | 14 | 9  | 2  | 3  | 0 0             | 4           |
| 5   | Zeke Mayo         | G 34:19 | 4-11      | 2-4       | 2-2       | 1 1 2                 | 0 4            | 12 | 4  | 4  | 1  | 0 1             | 18          |
| 6   | Rylan Griffen     | 17:24   | 2-6       | 1-4       | 3-3       | 1 2 3                 | 1 2            | 8  | 0  | 0  | 1  | 0 0             | -9          |
| 40  | Flory Bidunga     | 16:18   | 2-2       | 0-0       | 2-3       | 2 6 8                 | 2 3            | 6  | 0  | 4  | 1  | 1 0             | 5           |
| 4   | Rakease Passmore  | 02:10   | 1-2       | 0-1       | 0-0       | 0 0 0                 | 0 0            | 2  | 0  | 0  | 0  | 0 0             | -1          |
| 8   | David Coit        | 09:48   | 1-2       | 1-2       | 0-0       | 0 0 0                 | 2 0            | 3  | 1  | 0  | 0  | 0 0             | -16         |
| Team  |                   |         |           |           |           | 3 4 7                 |                |    |    | 0  |    |                 |             |
| Totals  |                   |         | 28-57     | 8-17      | 11-12     | 10 21 31              | 14 18          | 75 | 22 | 16 | 12 | 4 3             | 3           |
| Technical Fouls:Dickinson 2 <sup>nd</sup> 10:26 |                   |         |           |           |           |                       |                |    |    |    |    |                 |             |

| Duke - 72            |                |         |           |           |           |                       |                |    |    |    |    |                 | Record: 4-2 |
|----------------------|----------------|---------|-----------|-----------|-----------|-----------------------|----------------|----|----|----|----|-----------------|-------------|
| NO.                  | Name           | Min     | FG<br>M-A | 3P<br>M-A | FT<br>M-A | Rebounds<br>OR DR TOT | Fouls<br>PF FD | TP | AS | TO | ST | Blocks<br>BS BA | +/-         |
| 2                    | Cooper Flagg   | F 38:27 | 5-9       | 1-1       | 2-4       | 0 5 5                 | 2 4            | 13 | 3  | 4  | 1  | 0 2             | -2          |
| 9                    | Khaman Maluach | C 23:28 | 1-2       | 0-0       | 2-2       | 0 1 1                 | 2 1            | 4  | 0  | 2  | 2  | 1 0             | -5          |
| 1                    | Caleb Foster   | G 14:53 | 2-4       | 1-2       | 1-2       | 0 2 2                 | 0 1            | 6  | 0  | 1  | 1  | 2 1             | -13         |
| 5                    | Tyrese Proctor | G 35:00 | 5-7       | 5-7       | 0-0       | 1 5 6                 | 3 0            | 15 | 2  | 4  | 2  | 0 0             | -3          |
| 7                    | Kon Knueppel   | G 36:57 | 4-14      | 0-8       | 3-3       | 0 3 3                 | 2 2            | 11 | 8  | 3  | 1  | 0 0             | -6          |
| 6                    | Malik Brown    | 16:32   | 2-2       | 1-1       | 3-5       | 0 1 1                 | 4 2            | 8  | 2  | 1  | 4  | 0 0             | 2           |
| 14                   | Sion James     | 19:48   | 3-3       | 2-2       | 2-2       | 1 1 2                 | 3 3            | 10 | 2  | 1  | 0  | 0 0             | 0           |
| 18                   | Mason Gillis   | 14:55   | 2-7       | 1-5       | 0-0       | 1 1 2                 | 2 0            | 5  | 0  | 0  | 0  | 0 1             | 12          |
| Team                 |                |         |           |           |           | 2 1 3                 |                |    |    | 0  |    |                 |             |
| Totals               |                |         | 24-48     | 11-26     | 13-18     | 5 20 25               | 18 13          | 72 | 17 | 16 | 11 | 3 4             | -3          |
| Technical Fouls:NONE |                |         |           |           |           |                       |                |    |    |    |    |                 |             |

|                  |  |                            |                           |  |  |                       |     |     |  |     |                          |     |     |
|------------------|--|----------------------------|---------------------------|--|--|-----------------------|-----|-----|--|-----|--------------------------|-----|-----|
|                  |  | KAN                        | DUK                       |  |  | Points from Turnovers | KAN | DUK |  |     | Period by Period Scoring |     |     |
| Biggest lead     |  | 13 (1 <sup>st</sup> 15:49) | 2 (2 <sup>nd</sup> 5:53)  |  |  | 21                    | 15  |     |  |     | 1st                      | 2nd | TOT |
| Best Scoring Run |  | 14 (1 <sup>st</sup> 15:49) | 12 (1 <sup>st</sup> 3:37) |  |  | 30                    | 24  |     |  | KAN | 41                       | 34  | 75  |
| Lead Changes     |  | 6                          |                           |  |  | 5                     | 4   |     |  | DUK | 39                       | 33  | 72  |
| Times Tied       |  | 5                          |                           |  |  | 10                    | 13  |     |  |     |                          |     |     |
| Time with Lead   |  | 35:47                      | 01:38                     |  |  | 19                    | 23  |     |  |     |                          |     |     |

7

AT #1/1 KANSAS 86, RV/- FURMAN 51

Nov. 30, 2024 | Lawrence, Kan. | Allen Fieldhouse (15,300)

| Furman - 51          |                  |         |           |           |           |                       |                |    |    |    |    |                 | Record: 7-1 |
|----------------------|------------------|---------|-----------|-----------|-----------|-----------------------|----------------|----|----|----|----|-----------------|-------------|
| NO.                  | Name             | Min     | FG<br>M-A | 3P<br>M-A | FT<br>M-A | Rebounds<br>OR DR TOT | Fouls<br>PF FD | TP | AS | TO | ST | Blocks<br>BS BA | +/-         |
| 4                    | Ben VanderWal    | F 16:32 | 0-2       | 0-1       | 0-0       | 1 0 1                 | 0 1            | 0  | 0  | 1  | 0  | 1 1             | -13         |
| 13                   | Garrett Hien     | F 31:11 | 4-12      | 2-6       | 2-5       | 1 6 7                 | 2 4            | 12 | 3  | 4  | 0  | 0 1             | -20         |
| 21                   | Cooper Bowser    | F 26:12 | 3-4       | 0-0       | 2-4       | 1 2 3                 | 1 3            | 8  | 0  | 2  | 0  | 0 0             | -25         |
| 0                    | PJay Smith       | G 32:40 | 2-10      | 2-7       | 0-0       | 0 2 2                 | 1 2            | 6  | 5  | 0  | 0  | 0 1             | -24         |
| 7                    | Nick Anderson    | G 19:54 | 1-6       | 1-6       | 0-0       | 1 0 1                 | 1 0            | 3  | 0  | 1  | 0  | 0 0             | -31         |
| 1                    | Charles Johnston | 13:48   | 0-3       | 0-3       | 2-2       | 1 4 5                 | 1 1            | 2  | 2  | 0  | 0  | 0 0             | -10         |
| 2                    | Eddrin Bronson   | 28:43   | 4-10      | 4-9       | 2-2       | 0 1 1                 | 0 1            | 14 | 1  | 1  | 1  | 0 0             | -16         |
| 3                    | Tom House        | 11:31   | 1-5       | 0-3       | 0-0       | 0 0 1                 | 1 0            | 2  | 0  | 0  | 0  | 0 0             | -9          |
| 6                    | Tyrese Hughey    | 02:22   | 0-0       | 0-0       | 0-0       | 1 0 1                 | 1 0            | 0  | 0  | 0  | 0  | 1 0             | -4          |
| 12                   | Davis Molnar     | 06:27   | 2-3       | 0-1       | 0-0       | 3 0 3                 | 2 0            | 4  | 0  | 1  | 1  | 0 0             | -11         |
| 5                    | Mason Smith      | 09:58   | 0-2       | 0-2       | 0-0       | 0 1 1                 | 0 0            | 0  | 0  | 0  | 0  | 0 0             | -10         |
| 10                   | Tommy Humphries  | 00:43   | 0-0       | 0-0       | 0-0       | 0 0 0                 | 0 0            | 0  | 0  | 0  | 0  | 0 0             | -2          |
| Team                 |                  |         |           |           |           | 0 0 0                 |                |    |    | 0  |    |                 |             |
| Totals               |                  |         | 17-57     | 9-38      | 8-13      | 8 18 26               | 10 12          | 51 | 11 | 11 | 3  | 1 3             | -35         |
| Technical Fouls:NONE |                  |         |           |           |           |                       |                |    |    |    |    |                 |             |

| Kansas - 86 |                   |         |           | Record: 7-0 |           |                       |                |    |    |    |    |                 |     |                    |                        |       | Technical Fouls: NONE |  |  |  |  |  |  |  |  |  |
|-------------|-------------------|---------|-----------|-------------|-----------|-----------------------|----------------|----|----|----|----|-----------------|-----|--------------------|------------------------|-------|-----------------------|--|--|--|--|--|--|--|--|--|
| NO. Name    |                   | Min     | FG<br>M-A | 3P<br>M-A   | FT<br>M-A | Rebounds<br>OR DR TOT | Fouls<br>PF FD | TP | AS | TO | ST | Blocks<br>BS BA | +/- | Shooting By Period |                        |       |                       |  |  |  |  |  |  |  |  |  |
| 24          | KJ Adams          | F 27:12 | 10-12     | 0-0         | 2-2       | 3 3 6                 | 0 0            | 2  | 22 | 3  | 1  | 1               | 0   | 25                 | 1 <sup>st</sup> FG%    | 19-33 | 57.6%                 |  |  |  |  |  |  |  |  |  |
| 1           | Hunter Dickinson  | C 24:12 | 5-8       | 0-1         | 0-0       | 1 5 6                 | 0 1            | 10 | 1  | 2  | 1  | 0               | 0   | 18                 | 3PT%                   | 0-6   | 0.0%                  |  |  |  |  |  |  |  |  |  |
| 2           | AJ Storr          | G 22:55 | 1-4       | 0-2         | 2-2       | 0 1 1                 | 3 1            | 4  | 1  | 0  | 0  | 0               | 0   | 6                  | FT%                    | 1-3   | 33.3%                 |  |  |  |  |  |  |  |  |  |
| 3           | Dajuan Harris Jr. | G 26:16 | 4-8       | 0-1         | 0-0       | 0 2 2                 | 1 1            | 8  | 8  | 1  | 1  | 0               | 0   | 27                 | 1 <sup>st</sup> FG%    | 20-31 | 64.5%                 |  |  |  |  |  |  |  |  |  |
| 5           | Zeke Mayo         | G 26:49 | 3-9       | 1-5         | 0-0       | 0 4 4                 | 0 1            | 7  | 6  | 1  | 1  | 0               | 1   | 17                 | 3PT%                   | 4-11  | 36.4%                 |  |  |  |  |  |  |  |  |  |
| 6           | Rylan Griffen     | 16:15   | 5-8       | 0-3         | 0-0       | 0 4 4                 | 2 1            | 10 | 0  | 1  | 2  | 1               | 0   | 22                 | FT%                    | 3-3   | 100%                  |  |  |  |  |  |  |  |  |  |
| 40          | Flory Bidunga     | 14:46   | 4-5       | 0-0         | 0-2       | 3 3 6                 | 2 3            | 8  | 1  | 0  | 0  | 0               | 0   | 17                 | GM FG%                 | 39-64 | 60.9%                 |  |  |  |  |  |  |  |  |  |
| 8           | David Coit        | 21:45   | 4-6       | 1-2         | 0-0       | 0 5 5                 | 1 0            | 9  | 2  | 0  | 0  | 0               | 0   | 22                 | 3PT%                   | 4-17  | 23.5%                 |  |  |  |  |  |  |  |  |  |
| 4           | Rakease Passmore  | 07:50   | 2-3       | 1-2         | 0-0       | 1 1 1                 | 0 0            | 5  | 0  | 0  | 0  | 0               | 0   | 16                 | FT%                    | 4-6   | 66.7%                 |  |  |  |  |  |  |  |  |  |
| 41          | Zach Clemence     | 03:15   | 0-0       | 0-0         | 0-0       | 1 2 3                 | 0 0            | 0  | 2  | 0  | 1  | 1               | 0   | 10                 | Dead Ball Rebounds: 10 |       |                       |  |  |  |  |  |  |  |  |  |
| 12          | Wilder Evers      | 01:45   | 1-1       | 1-1         | 0-0       | 0 0 0                 | 1 0            | 3  | 0  | 0  | 0  | 0               | 0   | -1                 |                        |       |                       |  |  |  |  |  |  |  |  |  |
| 14          | Patrick Cassidy   | 01:45   | 0-0       | 0-0         | 0-0       | 0 0 0                 | 1 0            | 0  | 0  | 1  | 0  | 0               | 0   | -1                 |                        |       |                       |  |  |  |  |  |  |  |  |  |
| 15          | Will Thengvall    | 01:45   | 0-0       | 0-0         | 0-0       | 0 1 1                 | 0 0            | 0  | 0  | 1  | 0  | 0               | 0   | -1                 |                        |       |                       |  |  |  |  |  |  |  |  |  |
| 22          | Dillon Wilhite    | 01:45   | 0-0       | 0-0         | 0-0       | 0 0 0                 | 0 0            | 0  | 0  | 0  | 0  | 0               | 0   | -1                 |                        |       |                       |  |  |  |  |  |  |  |  |  |
| 25          | Justin Cross      | 01:45   | 0-0       | 0-0         | 0-0       | 0 0 0                 | 1 0            | 0  | 0  | 0  | 0  | 0               | 0   | -1                 |                        |       |                       |  |  |  |  |  |  |  |  |  |
| Team        |                   |         |           |             |           | 0 3 3                 |                | 0  | 0  | 0  |    |                 |     |                    |                        |       |                       |  |  |  |  |  |  |  |  |  |
| Totals      |                   |         | 39:64     | 4-17        | 4-6       | 8 34 42               | 12 10          | 86 | 25 | 7  | 7  | 3               | 1   | 35                 | Technical Fouls: NONE  |       |                       |  |  |  |  |  |  |  |  |  |

## BOX SCORES

9

## AT MISSOURI 76, #1/1 KANSAS 67

Dec. 8, 2024 | Columbia, Mo. | Mizzou Arena (15,061)

Kansas - 67

Record: 7-2

| NO.    | Name              | Min     | FG<br>M-A | 3P<br>M-A | FT<br>M-A | Rebounds<br>OR DR TOT | Fouls<br>PF FD | TP | AS | TO | ST | Blocks<br>BS BA | +   |
|--------|-------------------|---------|-----------|-----------|-----------|-----------------------|----------------|----|----|----|----|-----------------|-----|
| 24     | KJ Adams          | F 31:52 | 3-7       | 0-0       | 5-5       | 3 1 4                 | 4 4            | 11 | 1  | 3  | 0  | 0               | -8  |
| 1      | Hunter Dickinson  | C 34:23 | 8-15      | 2-4       | 1-1       | 8 6 14                | 4 3            | 19 | 4  | 7  | 1  | 4               | -4  |
| 3      | Dajuan Harris Jr. | G 37:51 | 5-14      | 1-5       | 2-3       | 0 2 2                 | 1 4            | 13 | 5  | 3  | 2  | 0               | -9  |
| 5      | Zeke Mayo         | G 25:54 | 2-6       | 0-3       | 0-0       | 0 1 1                 | 1 0            | 4  | 2  | 4  | 0  | 0               | -23 |
| 8      | David Coit        | G 25:48 | 5-11      | 4-7       | 0-0       | 0 3 3                 | 2 2            | 14 | 1  | 1  | 1  | 0               | 1   |
| 6      | Rylan Griffen     | 13:01   | 1-2       | 1-1       | 0-0       | 0 1 1                 | 2 0            | 3  | 0  | 1  | 0  | 0               | -12 |
| 40     | Flory Bidunga     | 07:16   | 0-1       | 0-0       | 1-2       | 1 2 3                 | 0 1            | 1  | 0  | 0  | 0  | 1               | -4  |
| 2      | AJ Storr          | 18:26   | 1-7       | 0-3       | 0-0       | 1 2 3                 | 4 0            | 2  | 0  | 2  | 1  | 0               | 14  |
| 4      | Rakease Passmore  | 02:03   | 0-0       | 0-0       | 0-0       | 0 0 0                 | 1 0            | 0  | 0  | 1  | 0  | 0               | -3  |
| 41     | Zach Clemence     | 03:26   | 0-0       | 0-0       | 0-0       | 0 1 1                 | 0 0            | 0  | 0  | 0  | 0  | 0               | -2  |
| Team   |                   |         |           |           |           | 3 5 8                 |                |    |    | 0  |    |                 |     |
| Totals |                   |         | 25-63     | 8-23      | 9-11      | 16 24 40              | 19 14          | 67 | 13 | 22 | 5  | 5               | -9  |

Technical Fouls:NONE

| Shooting By Period  |       |       |
|---------------------|-------|-------|
| 1 <sup>st</sup> FG% | 10-24 | 41.7% |
| 3PT%                | 2-9   | 22.2% |
| FT%                 | 3-5   | 60%   |
| 2 <sup>nd</sup> FG% | 15-39 | 38.5% |
| 3PT%                | 6-14  | 42.9% |
| FT%                 | 6-6   | 100%  |
| GM FG%              | 25-63 | 39.7% |
| 3PT%                | 8-23  | 34.8% |
| FT%                 | 9-11  | 81.8% |

Dead Ball Rebounds: 1, 0

10

## AT #10/10 KANSAS 75, NC STATE 60

Dec. 14, 2024 | Lawrence, Kan. | Allen Fieldhouse (15,300)

NC State - 60

Record: 7-4

| NO.    | Name                     | Min     | FG<br>M-A | 3P<br>M-A | FT<br>M-A | Rebounds<br>OR DR TOT | Fouls<br>PF FD | TP | AS | TO | ST | Blocks<br>BS BA | +   |
|--------|--------------------------|---------|-----------|-----------|-----------|-----------------------|----------------|----|----|----|----|-----------------|-----|
| 34     | Ben Middlebrooks         | C 31:01 | 4-10      | 0-1       | 6-10      | 4 4 8                 | 1 7            | 14 | 1  | 0  | 2  | 1               | -11 |
| 3      | Dontrez Styles           | G 23:26 | 3-10      | 2-5       | 0-0       | 1 1 2                 | 3 0            | 8  | 0  | 0  | 0  | 1               | -15 |
| 8      | Jayden Taylor            | G 17:18 | 3-6       | 2-3       | 0-0       | 0 0 0                 | 1 0            | 8  | 0  | 1  | 0  | 0               | -14 |
| 10     | Marcus Hill              | G 31:33 | 3-11      | 0-0       | 4-4       | 2 0 2                 | 0 3            | 10 | 2  | 3  | 0  | 0               | -21 |
| 12     | Michael O'Connell        | G 35:11 | 1-6       | 0-3       | 0-0       | 2 2 2                 | 2 0            | 2  | 1  | 2  | 2  | 0               | -15 |
| 11     | Dennis Parker, Jr.       | 16:19   | 0-3       | 0-1       | 0-2       | 2 2 4                 | 0 1            | 0  | 2  | 0  | 1  | 1               | -1  |
| 1      | Brandon Huntley-Hatfield | 25:33   | 5-8       | 0-0       | 2-2       | 0 3 3                 | 2 4            | 12 | 3  | 1  | 2  | 0               | -4  |
| 5      | Ryan Parker              | 09:50   | 0-0       | 0-0       | 0-0       | 0 0 0                 | 0 0            | 0  | 0  | 1  | 1  | 0               | 0   |
| 4      | Breon Pass               | 10:19   | 2-3       | 2-2       | 0-0       | 0 2 2                 | 0 0            | 6  | 0  | 0  | 0  | 0               | 3   |
| Team   |                          |         |           |           |           | 2 1 3                 |                |    |    | 0  |    |                 |     |
| Totals |                          |         | 21-57     | 6-15      | 12-18     | 11 15 26              | 9 15           | 60 | 9  | 8  | 8  | 3               | -15 |

Technical Fouls:NONE

| Shooting By Period  |       |       |
|---------------------|-------|-------|
| 1 <sup>st</sup> FG% | 10-26 | 38.5% |
| 3PT%                | 4-10  | 40.0% |
| FT%                 | 6-11  | 54.5% |
| 2 <sup>nd</sup> FG% | 11-31 | 35.5% |
| 3PT%                | 2-5   | 40.0% |
| FT%                 | 6-7   | 85.7% |
| GM FG%              | 21-57 | 36.8% |
| 3PT%                | 6-15  | 40.0% |
| FT%                 | 12-18 | 66.7% |

Dead Ball Rebounds: 3, 0

Missouri - 76

Record: 8-1

| NO.    | Name                | Min     | FG<br>M-A | 3P<br>M-A | FT<br>M-A | Rebounds<br>OR DR TOT | Fouls<br>PF FD | TP | AS | TO | ST | Blocks<br>BS BA | +  |
|--------|---------------------|---------|-----------|-----------|-----------|-----------------------|----------------|----|----|----|----|-----------------|----|
| 25     | Mark Mitchell       | F 33:36 | 4-14      | 1-4       | 8-12      | 1 3 4                 | 3 8            | 17 | 1  | 1  | 1  | 3               | 6  |
| 33     | Josh Gray           | C 32:13 | 2-2       | 0-0       | 3-4       | 2 8 10                | 3 2            | 7  | 2  | 1  | 0  | 0               | 0  |
| 0      | Anthony Robinson II | G 34:11 | 3-7       | 1-2       | 4-4       | 0 4 4                 | 1 2            | 11 | 3  | 2  | 5  | 0               | 1  |
| 2      | Tamar Bates         | G 34:22 | 9-15      | 2-5       | 9-9       | 0 1 1                 | 0 3            | 29 | 1  | 4  | 5  | 0               | 0  |
| 12     | Tony Perkins        | G 30:28 | 4-10      | 0-2       | 0-0       | 0 3 3                 | 0 5            | 8  | 1  | 1  | 1  | 0               | 1  |
| 11     | Trent Pierce        | 05:15   | 0-0       | 0-0       | 0-0       | 0 1 1                 | 0 0            | 0  | 0  | 0  | 1  | 0               | 0  |
| 23     | Aidan Shaw          | 10:47   | 1-1       | 0-0       | 0-0       | 1 1 2                 | 0 1            | 2  | 0  | 1  | 1  | 0               | 0  |
| 1      | Marques Warrick     | 08:09   | 0-2       | 0-0       | 0-0       | 0 0 0                 | 1 0            | 0  | 0  | 0  | 0  | 0               | -3 |
| 21     | Peyton Marshall     | 03:46   | 0-0       | 0-0       | 0-0       | 1 1 1                 | 2 0            | 0  | 0  | 1  | 0  | 1               | -3 |
| 4      | Marcus Allen        | 05:03   | 0-0       | 0-0       | 2-2       | 1 0 1                 | 1 1            | 2  | 0  | 0  | 0  | 0               | -9 |
| 5      | T.O. Barrett        | 02:11   | 0-1       | 0-0       | 0-0       | 0 0 0                 | 0 0            | 0  | 0  | 0  | 0  | 0               | 2  |
| Team   |                     |         |           |           |           | 1 1 2                 |                |    |    | 0  |    |                 |    |
| Totals |                     |         | 23-52     | 4-13      | 26-31     | 6 23 29               | 14 19          | 76 | 8  | 11 | 14 | 4               | 5  |

Technical Fouls:NONE

| Shooting By Period  |       |       |
|---------------------|-------|-------|
| 1 <sup>st</sup> FG% | 11-24 | 45.8% |
| 3PT%                | 3-8   | 37.5% |
| FT%                 | 14-16 | 87.5% |
| 2 <sup>nd</sup> FG% | 12-28 | 42.9% |
| 3PT%                | 1-5   | 20.0% |
| FT%                 | 12-15 | 80%   |
| GM FG%              | 23-52 | 44.2% |
| 3PT%                | 4-13  | 30.8% |
| FT%                 | 26-31 | 83.9% |

Dead Ball Rebounds: 4, 0

Kansas - 75

Record: 8-2

| NO.    | Name              | Min     | FG<br>M-A | 3P<br>M-A | FT<br>M-A | Rebounds<br>OR DR TOT | Fouls<br>PF FD | TP | AS | TO | ST | Blocks<br>BS BA | +   |
|--------|-------------------|---------|-----------|-----------|-----------|-----------------------|----------------|----|----|----|----|-----------------|-----|
| 24     | KJ Adams          | F 28:50 | 3-4       | 0-0       | 0-0       | 1 5 6                 | 4 2            | 6  | 0  | 2  | 0  | 3               | 1   |
| 1      | Hunter Dickinson  | C 28:06 | 9-13      | 1-3       | 2-2       | 2 12 14               | 3 1            | 21 | 8  | 0  | 2  | 1               | 30  |
| 3      | Dajuan Harris Jr. | G 36:19 | 6-11      | 3-6       | 0-0       | 0 0 0                 | 1 15           | 5  | 3  | 2  | 1  | 0               | 19  |
| 5      | Zeke Mayo         | G 34:10 | 9-14      | 5-9       | 3-5       | 2 1 3                 | 0 4            | 26 | 2  | 2  | 0  | 0               | 14  |
| 6      | Rylan Griffen     | G 39:50 | 1-6       | 0-4       | 0-0       | 2 2 4                 | 1 0            | 2  | 3  | 0  | 0  | 1               | 16  |
| 2      | AJ Storr          | 17:14   | 1-3       | 0-1       | 0-0       | 0 2 2                 | 1 1            | 2  | 0  | 1  | 1  | 0               | 0   |
| 40     | Flory Bidunga     | 07:36   | 0-1       | 0-0       | 0-0       | 3 3 3                 | 4 0            | 0  | 0  | 0  | 0  | 1               | -12 |
| 0      | Shakeel Moore     | 01:39   | 0-0       | 0-0       | 0-0       | 0 1 1                 | 0 0            | 0  | 0  | 0  | 0  | 0               | -3  |
| 8      | David Coit        | 09:40   | 1-1       | 1-1       | 0-0       | 0 0 0                 | 0 0            | 3  | 1  | 1  | 0  | 0               | 0   |
| 41     | Zach Clemence     | 05:36   | 0-0       | 0-0       | 0-0       | 1 0 1                 | 2 0            | 0  | 0  | 1  | 0  | 0               | -4  |
| Team   |                   |         |           |           |           | 0 2 2                 |                |    |    | 0  |    |                 |     |
| Totals |                   |         | 30-53     | 10-24     | 5-7       | 8 28 36               | 15 9           | 75 | 19 | 13 | 5  | 7               | 3   |

Technical Fouls:NONE

| Shooting By Period  |       |       |
|---------------------|-------|-------|
| 1 <sup>st</sup> FG% | 15-29 | 51.7% |
| 3PT%                | 7-15  | 46.7% |
| FT%                 | 1-1   | 100%  |
| 2 <sup>nd</sup> FG% | 15-24 | 62.5% |
| 3PT%                | 3-9   | 33.3% |
| FT%                 | 4-6   | 66.7% |
| GM FG%              | 30-53 | 56.6% |
| 3PT%                | 10-24 | 41.7% |
| FT%                 | 5-7   | 71.4% |

Dead Ball Rebounds: 2, 0

|                  |  | Kansas                    | Mizzou                     | Points from Turnovers | Kansas | Mizzou | Period by Period Scoring |
|------------------|--|---------------------------|----------------------------|-----------------------|--------|--------|--------------------------|
| Biggest lead     |  | 2 (1 <sup>st</sup> 19:47) | 24 (2 <sup>nd</sup> 14:15) | 10                    | 23     |        | 1st 2nd TOT              |
| Best Scoring Run |  | 15 (2 <sup>nd</sup> 9:05) | 8 (1 <sup>st</sup> 3:12)   | 30                    | 32     |        |                          |
| Lead Changes     |  | 1                         |                            | 13                    | 6      |        |                          |
| Times Tied       |  | 1                         |                            | 6                     | 10     |        |                          |
| Time with Lead   |  | 00:17                     | 38:13                      | 6                     | 4      |        |                          |

11

## AT #8/8 KANSAS 87, BROWN 53

Dec. 22, 2024 | Lawrence, Kan. | Allen Fieldhouse (15,300)

Brown - 53

Record: 7-4

| NO.    | Name                    | Min     | FG<br>M-A | 3P<br>M-A | FT<br>M-A | Rebounds<br>OR DR TOT | Fouls<br>PF FD | TP | AS | TO | ST | Blocks<br>BS BA | +   |
|--------|-------------------------|---------|-----------|-----------|-----------|-----------------------|----------------|----|----|----|----|-----------------|-----|
| 22     | Landon Lewis            | F 17:39 | 2-6       | 0-0       | 0-0       | 2 1 3                 | 5 0            | 4  | 1  | 4  | 2  | 0               | 3   |
| 4      | Lyndel Eroid            | G 14:57 | 1-5       | 1-4       | 0-0       | 0 2 2                 | 0 0            | 3  | 0  | 1  | 0  | 0               | -25 |
| 10     | Kino Lilly Jr.          | G 34:52 | 7-21      | 4-13      | 0-0       | 2 2 4                 | 1 0            | 18 | 1  | 0  | 1  | 0               | -31 |
| 13     | Malcolm Wisby-Jefferson | G 15:23 | 1-8       | 0-1       | 0-0       | 2 2 4                 | 1 0            | 2  | 1  | 0  | 0  | 1               | -22 |
| 21     | Aaron Cooley            | G 31:26 | 3-12      | 0-3       | 0-1       | 4 5 9                 | 3 1            | 6  | 3  | 1  | 0  | 0               | -33 |
| 2      | Jeremiah Jenkins        | 21:57   | 2-5       | 1-2       | 0-0       | 1 3 4                 | 1 0            | 5  | 1  | 0  | 1  | 0               | -9  |
| 3      | AJ Lesburt Jr.          | 26:22   | 2-9       | 1-7       | 1-1       | 1 1 2                 | 0 1            | 6  | 0  | 0  | 0  | 0               | -17 |
| 45     | N'lamara Dabo           | 26:41   | 1-3       | 0-0       | 4-6       | 1 3 4                 | 1 3            | 6  | 0  | 1  | 0  | 4               | -12 |
| 5      | Sam Klores              | 02:55   | 0-3       | 0-2       | 0-0       | 1 0 1                 | 0 0            | 0  | 1  | 1  | 0  | 0               | 0   |
| 23     | David Rochester         | 02:27   | 1-1       | 1-1       | 0-0       | 0 1 1                 | 0 0            | 3  | 0  | 0  | 0  | 0               | -1  |
| 6      | Wyatt DeGraaf           | 01:47   | 0-1       | 0-0       | 0-0       | 0 0 0                 | 0 0            | 0  | 0  | 0  | 0  | 0               | 1   |
| 14     | Luke Paragon            | 01:47   | 0-0       | 0-0       | 0-0       | 0 2 2                 | 0 0            | 0  | 0  | 0  | 0  | 0               | 1   |
| 25     | Adrian Uchidiuno        | 01:47   | 0-1       | 0-0       | 0-0       | 0 0 0                 | 0 0            | 0  | 0  | 0  | 0  | 0               | 1   |
| Team   |                         |         |           |           |           | 3 1 4                 |                |    |    | 0  |    |                 |     |
| Totals |                         |         | 20-75     | 8-33      | 5-8       | 17 23 40              | 12 5           | 53 | 8  | 9  | 4  | 5               | -34 |

Technical Fouls:NONE

| Shooting By Period  |       |       |
|---------------------|-------|-------|
| 1 <sup>st</sup> FG% | 12-37 | 32.4% |
| 3PT%                | 5-17  | 29.4% |
| FT%                 | 2-3   | 66.7% |
| 2 <sup>nd</sup> FG% | 8-38  | 21.1% |
| 3PT%                | 3-16  | 18.8% |
| FT%                 | 3-5   | 60%   |
| GM FG%              | 20-75 | 26.7% |
| 3PT%                | 8-33  | 24.2% |
| FT%                 | 5-8   | 62.5% |

Dead Ball Rebounds: 1, 0

12

## RV/RV WEST VIRGINIA 62 AT #7/7 KANSAS 61

Dec. 31, 2024 | Lawrence, Kan. | Allen Fieldhouse (15,300)

West Virginia - 62

Record: 10-2 (1-0)

| NO.                   | Name            |   | Min   | FG<br>M-A   | 3P<br>M-A | FT<br>M-A | Rebounds<br>OR DR TOT | Fouls<br>PF FD | TP     | AS    | TO | ST | Blocks<br>BS BA | +/- |
|-----------------------|-----------------|---|-------|-------------|-----------|-----------|-----------------------|----------------|--------|-------|----|----|-----------------|-----|
| 11                    | Jonathan Powell | F | 31:48 | 4-9         | 3-8       | 0-0       | 0 4 4                 | 0 1 1          | 11     | 0     | 2  | 0  | 0               | 5   |
| 0                     | Eduardo Andre   | C | 33:42 | 7-9         | 0-0       | 1-2       | 2 4 6                 | 4 1 15         | 3      | 1     | 0  | 4  | 0               | 8   |
| 5                     | Toby Okani      | G | 33:50 | 3-11        | 1-2       | 0-0       | 1 1 2                 | 4 1 7          | 2      | 2     | 2  | 1  | 0               | -6  |
| 7                     | Javon Small     | G | 39:33 | 5-12        | 0-6       | 3-4       | 1 10 11               | 2 4 13         | 6      | 3     | 0  | 0  | 0               | 1   |
| 10                    | Sencire Harris  | G | 22:19 | 4-11        | 0-1       | 0-0       | 0 3 3                 | 2 4 8          | 3      | 0     | 0  | 0  | 0               | 6   |
| 3                     | KJ Tenner       |   | 19:14 | 1-4         | 0-1       | 0-0       | 0 2 2                 | 1 1 2          | 4      | 0     | 0  | 0  | 0               | -3  |
| 22                    | Haris Elczovic  |   | 06:09 | 0-1         | 0-0       | 0-0       | 2 0 2                 | 1 0 0          | 0      | 0     | 0  | 0  | 0               | -5  |
| 1                     | Joseph Yesufu   |   | 13:25 | 2-3         | 2-2       | 0-0       | 1 0 1                 | 2 1 6          | 0      | 0     | 1  | 0  | 0               | -1  |
| Team                  |                 |   |       | 1 0 1 0 0 0 |           |           |                       |                |        |       |    |    |                 |     |
| Totals                |                 |   |       | 26:60       | 6:20      | 4:6       | 8 24 32               | 16 9 62        | 18 6 4 | 5 0 1 | 0  |    |                 |     |
| Technical Fouls: NONE |                 |   |       |             |           |           |                       |                |        |       |    |    |                 |     |

CAREER RECORDS

SCORING

|     |                     |       |                |
|-----|---------------------|-------|----------------|
| 1.  | Danny Manning       | 2,951 | 1985-88        |
| 2.  | Nick Collison       | 2,097 | 2000-03        |
| 3.  | Raef LaFrentz       | 2,066 | 1995-98        |
| 4.  | Clyde Lovellette    | 1,979 | 1950-52        |
| 5.  | Sherron Collins     | 1,888 | 2007-10        |
| 6.  | Frank Mason III     | 1,885 | 2014-17        |
| 7.  | Darnell Valentine   | 1,821 | 1978-81        |
| 8.  | Keith Langford      | 1,812 | 2002-05        |
| 9.  | Perry Ellis         | 1,798 | 2013-16        |
| 10. | Paul Pierce         | 1,768 | 1996-98        |
| 11. | Dave Robisch        | 1,754 | 1969-71        |
| 12. | Kirk Hinrich        | 1,753 | 2000-03        |
| 13. | Devonte' Graham     | 1,750 | 2015-18        |
| 14. | Kevin Pritchard     | 1,692 | 1987-90        |
| 15. | Ochai Agbaji        | 1,652 | 2019-22        |
| 16. | Mark Randall        | 1,627 | 1987, 89-91    |
| 17. | Wayne Simien        | 1,593 | 2002-05        |
| 18. | Tyshawn Taylor      | 1,580 | 2009-12        |
| 19. | Jeff Boschee        | 1,560 | 1999-2002      |
| 20. | Kenny Gregory       | 1,555 | 1998-2001      |
| 21. | Calvin Thompson     | 1,548 | 1983-86        |
| 22. | Drew Gooden         | 1,526 | 2000-02        |
| 23. | Ron Kelllogg        | 1,508 | 1983-86        |
| 24. | Bud Stallworth      | 1,495 | 1970-72        |
| 25. | Tony Guy            | 1,488 | 1979-82        |
| 26. | Brandon Rush        | 1,477 | 2006-08        |
| 27. | Jalen Wilson        | 1,475 | 2020-23        |
| 28. | Wilt Chamberlain    | 1,433 | 1957-58        |
| 29. | Richard Scott       | 1,375 | 1991-94        |
| 30. | Adonis Jordan       | 1,373 | 1990-93        |
| 31. | Marcus Morris       | 1,371 | 2009-11        |
| 32. | Mario Chalmers      | 1,341 | 2006-08        |
| 33. | Walter Wesley       | 1,315 | 1964-66        |
| 34. | Jo Jo White         | 1,286 | 1966-69        |
| 35. | Eric Chenowith      | 1,281 | 1998-2001      |
| 36. | Jerod Haase         | 1,264 | 1995-97        |
| 37. | Steve Woodberry     | 1,240 | 1991-94        |
| 38. | Scot Pollard        | 1,209 | 1994-97        |
| 39. | Greg Dreiling       | 1,209 | 1984-86        |
| 40. | Jacque Vaughn       | 1,207 | 1994-97        |
| 41. | Wayne Selden Jr.    | 1,202 | 2014-16        |
| 42. | Aaron Miles         | 1,183 | 2002-05        |
| 43. | Svi Mykhailiuk      | 1,181 | 2015-18        |
| 44. | Milt Newton         | 1,166 | 1985, 87-89    |
| 45. | Rick Suttle         | 1,156 | 1973-75        |
| 46. | Billy Thomas        | 1,152 | 1995-98        |
| 47. | David McCormack     | 1,145 | 2019-22        |
| 48. | Wayne Hightower     | 1,128 | 1960-61        |
| 49. | Lagerald Vick       | 1,100 | 2016-19        |
| 50. | Charlie Black       | 1,082 | 1942-43, 46-47 |
| 51. | Udoka Azubuike      | 1,069 | 2017-20        |
| 52. | Rex Walters         | 1,064 | 1992-93        |
| 53. | Otto Schnellbacher  | 1,062 | 1943, 46-48    |
| 54. | Kelly Knight        | 1,057 | 1980, 82-84    |
| 55. | Ryan Robertson      | 1,055 | 1996-99        |
| 56. | Nolen Ellison       | 1,045 | 1961-63        |
| 57. | Carl Henry          | 1,044 | 1983-84        |
| 58. | Cole Aldrich        | 1,038 | 2008-10        |
| 59. | Jerry Gardner       | 1,030 | 1960-62        |
| 60. | Bill Bridges        | 1,028 | 1959-61        |
| 61. | Thomas Robinson     | 1,026 | 2010-12        |
| 62. | Cedric Hunter       | 1,022 | 1984-87        |
| 63. | David Magley        | 1,022 | 1979-82        |
| 64. | DAJUAN HARRIS JR.   | 1,019 | 2021-PR.       |
| 65. | Christian Braun     | 1,018 | 2020-22        |
| 66. | Rodger Bohnenstiehl | 1,006 | 1966-67-68     |
| 67. | Norman Cook         | 1,004 | 1974-75-76     |

FIELD GOAL PCT.

|                            |                 |           |      |             |
|----------------------------|-----------------|-----------|------|-------------|
| <i>(Min. 500 attempts)</i> |                 |           |      |             |
| 1.                         | Udoka Azubuike  | 469-629   | 74.6 | 2017-20     |
| 2.                         | Mark Randall    | 643-1037  | 62.0 | 1987, 89-91 |
| 3.                         | KJ ADAMS JR.    | 391-652   | 60.0 | 2021-PR.    |
| 4.                         | Richard Scott   | 566-950   | 59.6 | 1991-94     |
| 5.                         | Danny Manning   | 1216-2049 | 59.3 | 1985-88     |
| 6.                         | Darnell Jackson | 311-586   | 58.0 | 2005-08     |
|                            | Alonzo Jamison  | 296-510   | 58.0 | 1990-92     |
| 8.                         | Cole Aldrich    | 391-681   | 57.4 | 2008-10     |
| 9.                         | Greg Dreiling   | 474-828   | 57.2 | 1984-86     |
| 10.                        | Jeff Withey     | 327-576   | 56.8 | 2010-13     |
|                            | Sasha Kaun      | 331-583   | 56.8 | 2005-08     |

REBOUNDS *(650+)*

|     |                  |       |             |
|-----|------------------|-------|-------------|
| 1.  | Danny Manning    | 1,187 | 1985-88     |
| 2.  | Raef LaFrentz    | 1,186 | 1995-98     |
| 3.  | Nick Collison    | 1,143 | 2000-03     |
| 4.  | Bill Bridges     | 1,081 | 1959-61     |
| 5.  | Eric Chenowith   | 933   | 1998-2001   |
| 6.  | Drew Gooden      | 905   | 2000-02     |
| 7.  | Wayne Simien     | 884   | 2002-05     |
| 8.  | Wilt Chamberlain | 877   | 1957-58     |
| 9.  | Cole Aldrich     | 860   | 2008-10     |
| 10. | Scot Pollard     | 850   | 1994-97     |
| 11. | Clyde Lovellette | 839   | 1950-52     |
| 12. | Perry Ellis      | 834   | 2013-16     |
| 13. | Dave Robisch     | 815   | 1969-71     |
| 14. | Jalen Wilson     | 806   | 2020-23     |
| 15. | Greg Ostertag    | 770   | 1992-95     |
| 16. | Thomas Robinson  | 763   | 2010-12     |
| 17. | Mark Randall     | 723   | 1987, 89-91 |
| 18. | Landen Lucas     | 702   | 2014-17     |
| 19. | Udoka Azubuike   | 685   | 2017-20     |
| 20. | David McCormack  | 681   | 2019-22     |
| 21. | Paul Mokeski     | 680   | 1977-79     |
| 22. | Marcus Morris    | 676   | 2009-11     |
|     | Paul Pierce      | 676   | 1996-98     |
| 24. | Markieff Morris  | 662   | 2009-11     |
| 25. | Greg Dreiling    | 650   | 1984-86     |

ASSISTS

|                          |                   |     |           |  |
|--------------------------|-------------------|-----|-----------|--|
| <i>(started 1974-75)</i> |                   |     |           |  |
| 1.                       | Aaron Miles       | 954 | 2002-05   |  |
| 2.                       | Jacque Vaughn     | 804 | 1994-97   |  |
| 3.                       | DAJUAN HARRIS JR. | 745 | 2021-PR.  |  |
| 4.                       | Cedric Hunter     | 684 | 1984-87   |  |
| 5.                       | Kirk Hinrich      | 668 | 2000-03   |  |
| 6.                       | Devonte' Graham   | 632 | 2015-18   |  |
| 7.                       | Darnell Valentine | 609 | 1978-81   |  |
| 8.                       | Frank Mason III   | 576 | 2014-17   |  |
| 9.                       | Tyshawn Taylor    | 575 | 2009-12   |  |
| 10.                      | Adonis Jordan     | 568 | 1990-93   |  |
| 11.                      | Sherron Collins   | 552 | 2007-10   |  |
| 12.                      | Russell Robinson  | 500 | 2005-08   |  |
| 13.                      | Kevin Pritchard   | 499 | 1987-90   |  |
| 14.                      | Ryan Robertson    | 485 | 1996-99   |  |
| 15.                      | Mark Turgeon      | 437 | 1984-87   |  |
| 16.                      | Jeff Boschee      | 425 | 1999-2002 |  |
| 17.                      | Mario Chalmers    | 420 | 2006-08   |  |
| 18.                      | Elijah Johnson    | 399 | 2010-13   |  |
| 19.                      | Steve Woodberry   | 361 | 1991-94   |  |
| 20.                      | Marcus Garrett    | 351 | 2018-21   |  |
| 21.                      | Jerod Haase       | 343 | 1995-97   |  |
| 22.                      | Danny Manning     | 342 | 1985-88   |  |
| 23.                      | Tony Guy          | 327 | 1979-82   |  |

3-POINT FIELD GOALS MADE

|                          |                  |     |           |  |
|--------------------------|------------------|-----|-----------|--|
| <i>(started 1986-87)</i> |                  |     |           |  |
| 1.                       | Jeff Boschee     | 338 | 1999-2002 |  |
| 2.                       | Devonte' Graham  | 296 | 2015-18   |  |
| 3.                       | Billy Thomas     | 269 | 1995-98   |  |
| 4.                       | Ochai Agbaji     | 250 | 2019-22   |  |
| 5.                       | Svi Mykhailiuk   | 237 | 2015-18   |  |
| 6.                       | Kirk Hinrich     | 236 | 2000-03   |  |
| 7.                       | Sherron Collins  | 232 | 2007-10   |  |
| 8.                       | Brandon Rush     | 205 | 2006-08   |  |
| 9.                       | Terry Brown      | 200 | 1990-91   |  |
| 10.                      | Frank Mason III  | 185 | 2014-17   |  |
| 11.                      | Mario Chalmers   | 180 | 2006-08   |  |
| 12.                      | Adonis Jordan    | 179 | 1990-93   |  |
| 13.                      | Tyrel Reed       | 176 | 2008-11   |  |
| 14.                      | Lagerald Vick    | 167 | 2016-19   |  |
| 15.                      | Wayne Selden Jr. | 162 | 2014-16   |  |
| 16.                      | Jerod Haase      | 156 | 1995-97   |  |
| 17.                      | Kevin Pritchard  | 154 | 1987-90   |  |
| 18.                      | Rex Walters      | 151 | 1992-93   |  |
| 19.                      | Elijah Johnson   | 147 | 2010-13   |  |
| 20.                      | Ryan Robertson   | 144 | 1996-99   |  |
| 21.                      | Jalen Wilson     | 141 | 2020-23   |  |
| 22.                      | J.R. Giddens     | 137 | 2004-05   |  |

3-POINT FIELD GOAL ATTEMPTS

|                          |                  |     |           |  |
|--------------------------|------------------|-----|-----------|--|
| <i>(started 1986-87)</i> |                  |     |           |  |
| 1.                       | Jeff Boschee     | 843 | 1999-2002 |  |
| 2.                       | Devonte' Graham  | 723 | 2015-18   |  |
| 3.                       | Billy Thomas     | 691 | 1995-98   |  |
| 4.                       | Ochai Agbaji     | 670 | 2019-22   |  |
| 5.                       | Sherron Collins  | 615 | 2007-10   |  |
| 6.                       | Svi Mykhailiuk   | 579 | 2015-18   |  |
| 7.                       | Kirk Hinrich     | 546 | 2000-03   |  |
| 8.                       | Terry Brown      | 485 | 1990-91   |  |
| 9.                       | Brandon Rush     | 471 | 2006-08   |  |
| 10.                      | Jerod Haase      | 461 | 1995-97   |  |
| 11.                      | Jalen Wilson     | 443 | 2020-23   |  |
|                          | Wayne Selden Jr. | 443 | 2014-16   |  |
| 13.                      | Frank Mason III  | 440 | 2014-17   |  |
| 14.                      | Adonis Jordan    | 437 | 1990-93   |  |
| 15.                      | Tyrel Reed       | 433 | 2008-11   |  |
| 16.                      | Elijah Johnson   | 430 | 2010-13   |  |
|                          | Mario Chalmers   | 430 | 2006-08   |  |
| 18.                      | Lagerald Vick    | 412 | 2016-19   |  |
| 19.                      | Kevin Pritchard  | 379 | 1987-90   |  |
| 20.                      | Sean Pearson     | 371 | 1993-96   |  |
| 21.                      | J.R. Giddens     | 369 | 2004-05   |  |
| 22.                      | Rex Walters      | 361 | 1992-93   |  |
| 23.                      | Christian Braun  | 357 | 2020-22   |  |
| 24.                      | Ryan Robertson   | 354 | 1996-99   |  |
| 25.                      | Tyshawn Taylor   | 324 | 2009-12   |  |

3-POINT FIELD GOAL PCT.

|   |                   |         |      |          |
|---|-------------------|---------|------|----------|
| <i>(Min. 200 attempts; started 1986-87)</i> |                   |         |      |          |
| 1.  | Milt Newton       | 100-224 | 44.6 | 1987-89  |
| 2.  | Jeff Guelndner    | 90-205  | 43.9 | 1987-90  |
| 3.  | Brandon Rush      | 205-471 | 43.5 | 2005-08  |
| 4.  | Kirk Hinrich      | 236-546 | 43.2 | 2000-03  |
| 5.  | Steve Woodberry   | 126-298 | 42.3 | 1991-94  |
| 6.  | Frank Mason III   | 185-440 | 42.0 | 2014-17  |
| 7.  | Mario Chalmers    | 180-430 | 41.9 | 2005-08  |
| 8.  | Rex Walters       | 151-361 | 41.8 | 1992-93  |
| 9.  | Malik Newman      | 85-205  | 41.5 | 2018     |
| 10.   | Brady Morningstar | 116-281 | 41.3 | 2007-11  |
| 11.   | Terry Brown       | 200-485 | 41.2 | 1990-91  |
| 12.   | Devonte' Graham   | 296-723 | 40.9 | 2015-18  |
|   | Svi Mykhailiuk    | 237-579 | 40.9 | 2015-18  |
|   | Adonis Jordan     | 179-437 | 40.9 | 1990-93  |
| 15.   | Ryan Robertson    | 144-354 | 40.7 | 1996-99  |
| 16.   | Tyrel Reed        | 176-433 | 40.6 | 2008-11  |
|   | Kevin Pritchard   | 154-379 | 40.6 | 1987-90  |
| 18.   | Lagerald Vick     | 167-412 | 40.5 | 2016-19  |
| 19.   | Jeff Boschee      | 338-843 | 40.1 | 1999-02  |
| 20.   | Keith Langford    | 102-257 | 39.7 | 2002-05  |
| 21.   | Billy Thomas      | 269-691 | 38.9 | 1995-98  |
| 22.   | Jacque Vaughn     | 105-274 | 38.3 | 1994-97  |
| 23.   | DAJUAN HARRIS JR. | 98-258  | 38.0 | 2021-PR. |
|   | Christian Braun   | 135-357 | 37.8 | 2020-22  |
| 25.   | Sherron Collins   | 232-655 | 37.7 | 2007-10  |

STEALS

|                          |                   |     |           |  |
|--------------------------|-------------------|-----|-----------|--|
| <i>(started 1975-76)</i> |                   |     |           |  |
| 1.                       | Darnell Valentine | 336 | 1978-81   |  |
| 2.                       | Mario Chalmers    | 283 | 2006-08   |  |
| 3.                       | Aaron Miles       | 264 | 2002-05   |  |
| 4.                       | Danny Manning     | 250 | 1985-88   |  |
| 5.                       | Russell Robinson  | 247 | 2005-08   |  |
| 6.                       | DAJUAN HARRIS JR. | 234 | 2021-PR.  |  |
| 7.                       | Kirk Hinrich      | 206 | 2000-03   |  |
| 8.                       | Devonte' Graham   | 197 | 2015-18   |  |
| 9.                       | Kevin Pritchard   | 190 | 1987-90   |  |
| 10.                      | Nick Bradford     | 187 | 1997-2000 |  |
| 11.                      | Marcus Garrett    | 181 | 2018-21   |  |
|                          | Adonis Jordan     | 181 | 1990-93   |  |
| 13.                      | Alonzo Jamison    | 175 | 1990-92   |  |
| 14.                      | Jerod Haase       | 174 | 1995-97   |  |
| 15.                      | Tyshawn Taylor    | 172 | 2009-12   |  |
| 16.                      | Frank Mason III   | 165 | 2014-17   |  |
| 17.                      | Jeff Boschee      | 161 | 1999-2002 |  |
|                          | Tony Guy          | 161 | 1979-82   |  |
| 19.                      | Jacque Vaughn     | 160 | 1994-97   |  |
|                          | Steve Woodberry   | 160 | 1991-94   |  |
| 21.                      | Cedric Hunter     | 157 | 1984-87   |  |
| 22.                      | Nick Collison     | 155 | 2000-03   |  |
| 23.                      | Paul Pierce       | 147 | 1996-98   |  |
| 24.                      | Sherron Collins   | 145 | 2007-10   |  |

BLOCKED SHOTS

|                                |                  |     |                |  |
|--------------------------------|------------------|-----|----------------|--|
| <i>(started 1974-75; 100+)</i> |                  |     |                |  |
| 1.                             | Jeff Withey      | 311 | 2010-13        |  |
| 2.                             | Greg Ostertag    | 258 | 1992-95        |  |
| 3.                             | Cole Aldrich     | 253 | 2008-10        |  |
| 4.                             | Nick Collison    | 243 | 2000-03        |  |
| 5.                             | Eric Chenowith   | 242 | 1998-2001      |  |
| 6.                             | Scot Pollard     | 218 | 1994-97        |  |
| 7.                             | Danny Manning    | 200 | 1985-88        |  |
| 8.                             | Udoka Azubuike   | 172 | 2017-20        |  |
| 9.                             | Mitch Lightfoot  | 156 | 2017-22        |  |
| 10.                            | John Crawford    | 155 | 1978-81        |  |
| 11.                            | Sasha Kaun       | 150 | 2005-08        |  |
| 12.                            | Donnie Von Moore | 147 | 1974-75, 77-78 |  |
| 13.                            | Raef LaFrentz    | 138 | 1995-98        |  |
|                                | Greg Dreiling    | 138 | 1984-86        |  |
| 15.                            | Paul Mokeski     | 136 | 1976-79        |  |
| 16.                            | Jamari Traylor   | 126 | 2013-16        |  |
| 17.                            | B.J. Williams    | 112 | 1994-97        |  |
| 18.                            | Darrell Arthur   | 109 | 2007-08        |  |
| 19.                            | Drew Gooden      | 107 | 2000-02        |  |
| 20.                            | Patrick Richey   | 106 | 1991-94        |  |
| 21.                            | Markieff Morris  | 103 | 2009-11        |  |

DOUBLE-DOUBLES

|     |                  |    |           |
|-----|------------------|----|-----------|
| 1.  | Raef LaFrentz    | 56 | 1995-98   |
| 2.  | Danny Manning    | 45 | 1985-88   |
|     | Dave Robisch     | 45 | 1969-71   |
| 4.  | Drew Gooden      | 44 | 2000-02   |
| 5.  | Wayne Simien     | 38 | 2002-05   |
| 6.  | Cole Aldrich     | 37 | 2008-10   |
|     | Nick Collison    | 37 | 2000-03   |
| 8.  | Thomas Robinson  | 32 | 2009-11   |
| 9.  | Jalen Wilson     | 28 | 2020-23   |
| 10. | HUNTER DICKINSON | 24 | 2024-PR.  |
| 11. | Udoka Azubuike   | 22 | 2017-20   |
|     | Dedric Lowman    | 22 | 2019      |
| 13. | Eric Chenowith   | 21 | 1998-2001 |

CONSECUTIVE GAMES STARTED

|    |   |
|----|---|
| 1. | D |
|----|---|



## SINGLE SEASON RECORDS - INDIVIDUAL

## POINTS

|     |                         |     |
|-----|-------------------------|-----|
| 1.  | Danny Manning (1988)    | 942 |
| 2.  | Clyde Lovellette (1952) | 886 |
| 3.  | Danny Manning (1987)    | 860 |
| 4.  | Wilt Chamberlain (1957) | 800 |
| 5.  | Paul Pierce (1998)      | 777 |
| 6.  | Frank Mason III (2017)  | 753 |
| 7.  | Drew Gooden (2002)      | 734 |
| 8.  | Ochai Agbaji (2022)     | 732 |
| 9.  | Jalen Wilson (2023)     | 723 |
| 10. | Nick Collison (2003)    | 702 |
| --  |                         |     |

Hunter Dickinson (2025).....181

## POINTS PER GAME

|     |                         |      |
|-----|-------------------------|------|
| 1.  | Wilt Chamberlain (1958) | 30.1 |
| 2.  | Wilt Chamberlain (1957) | 29.6 |
| 3.  | Clyde Lovellette (1952) | 28.6 |
| 4.  | Dave Robisch (1970)     | 26.5 |
| 5.  | Bud Stallworth (1972)   | 25.3 |
| 6.  | Danny Manning (1988)    | 24.8 |
| 7.  | Danny Manning (1987)    | 23.9 |
| 8.  | Walter Wesley (1965)    | 23.5 |
| 9.  | Clyde Lovellette (1951) | 22.8 |
| 10. | Wayne Hightower (1960)  | 21.8 |
| --  |                         |      |

Hunter Dickinson (2025).....15.1

## REBOUNDS

|     |                         |     |
|-----|-------------------------|-----|
| 1.  | Wilt Chamberlain (1957) | 510 |
| 2.  | Thomas Robinson (2012)  | 463 |
| 3.  | Drew Gooden (2002)      | 423 |
| 4.  | Clyde Lovellette (1952) | 410 |
| 5.  | Cole Aldrich (2009)     | 387 |
| 6.  | Bill Bridges (1960)     | 385 |
| 7.  | Nick Collison (2003)    | 380 |
| 8.  | Dedric Lawson (2019)    | 371 |
| 9.  | Wilt Chamberlain (1958) | 367 |
| 10. | Hunter Dickinson (2024) | 361 |
| 11. | Cole Aldrich (2010)     | 354 |
| --  |                         |     |

Hunter Dickinson (2025).....125

## REBOUNDS PER GAME

|    |                         |      |
|----|-------------------------|------|
| 1. | Wilt Chamberlain (1957) | 18.9 |
| 2. | Wilt Chamberlain (1958) | 17.5 |
| 3. | Bill Bridges (1961)     | 14.1 |
| 4. | Bill Bridges (1960)     | 13.8 |
| 5. | Bill Bridges (1959)     | 13.7 |
| 6. | Clyde Lovellette (1952) | 13.2 |
| 7. | Dave Robisch (1970)     | 12.1 |
| 8. | Thomas Robinson (2012)  | 11.9 |
| 9. | Wayne Hightower (1961)  | 11.6 |
| -- |                         |      |

Hunter Dickinson (2025).....10.4

## DOUBLE-DOUBLES

|     |                         |    |
|-----|-------------------------|----|
| 1.  | Thomas Robinson (2012)  | 27 |
| 2.  | Drew Gooden (2002)      | 25 |
| 3.  | Dedric Lawson (2019)    | 22 |
| 4.  | Cole Aldrich (2009)     | 21 |
| 5.  | Raef LaFrentz (1997)    | 21 |
| 6.  | Raef LaFrentz (1998)    | 19 |
| 7.  | Dave Robisch (1970)     | 19 |
| 8.  | Danny Manning (1987)    | 18 |
| 9.  | Hunter Dickinson (2024) | 17 |
| 10. | Dave Robisch (1971)     | 17 |
| 11. | Wayne Simien (2005)     | 16 |
| --  |                         |    |

Hunter Dickinson (2025).....7

## ASSISTS

|     |                          |     |
|-----|--------------------------|-----|
| 1.  | Devonte' Graham (2018)   | 282 |
| 2.  | Cedric Hunter (1986)     | 278 |
| 3.  | Aaron Miles (2002)       | 252 |
| 4.  | Ryan Robertson (1998)    | 248 |
| 5.  | Aaron Miles (2003)       | 244 |
| 6.  | Aaron Miles (2004)       | 242 |
| 7.  | Jacque Vaughn (1995)     | 238 |
| 8.  | Kirk Hinrich (2001)      | 229 |
| 9.  | Dajuan Harris Jr. (2023) | 224 |
| 10. | Jacque Vaughn (1996)     | 223 |
| 11. | Dajuan Harris Jr. (2024) | 221 |
| --  |                          |     |

Dajuan Harris Jr. (2025).....69

## STEALS

|    |                                 |    |
|----|---------------------------------|----|
| 1. | Mario Chalmers (2008)           | 97 |
| 2. | Mario Chalmers (2007)           | 97 |
| 3. | Darnell Valentine (1981)        | 92 |
| 4. | Aaron Miles (2003)              | 91 |
| 5. | Darnell Valentine (1979)        | 91 |
| 6. | Mario Chalmers (2006)           | 89 |
| 7. | Alonzo Jamison (1992)           | 83 |
| 8. | 3x (last, Alonzo Jamison, 1991) | 80 |
| 9. | Dajuan Harris Jr. (2023)        | 78 |
| -- |                                 |    |

Dajuan Harris Jr. (2025).....19

## BLOCKED SHOTS

|     |                       |     |
|-----|-----------------------|-----|
| 1.  | Jeff Withey (2013)    | 146 |
| 2.  | Jeff Withey (2012)    | 140 |
| 3.  | Cole Aldrich (2010)   | 125 |
| 4.  | Greg Ostertag (1994)  | 97  |
| 5.  | Cole Aldrich (2009)   | 94  |
| 6.  | Greg Ostertag (1995)  | 91  |
| 7.  | Scott Pollard (1996)  | 84  |
| 8.  | Nick Collison (2002)  | 83  |
| 9.  | Udoka Azubuike (2020) | 80  |
| 10. | Eric Chenoweth (1999) | 78  |
| 11. | Nick Collison (2003)  | 74  |
| --  |                       |     |

Hunter Dickinson (2025).....17

## FIELD GOALS MADE

|    |                         |     |
|----|-------------------------|-----|
| 1. | Danny Manning (1988)    | 381 |
| 2. | Clyde Lovellette (1952) | 352 |
| 3. | Danny Manning (1987)    | 347 |
| 4. | Paul Pierce (1998)      | 287 |
| 5. | Drew Gooden (2002)      | 285 |
| 6. | Nick Collison (2003)    | 281 |
| 7. | Danny Manning (1986)    | 279 |
| 8. | Bud Stallworth (1972)   | 277 |
| 9. | Wilt Chamberlain (1957) | 275 |
| -- |                         |     |

Hunter Dickinson (2025).....75

## FIELD GOALS ATTEMPTED

|     |                         |     |
|-----|-------------------------|-----|
| 1.  | Clyde Lovellette (1952) | 742 |
| 2.  | Danny Manning (1988)    | 653 |
| 3.  | Bud Stallworth (1972)   | 620 |
| 4.  | Wilt Chamberlain (1957) | 588 |
| 5.  | Jalen Wilson (2023)     | 575 |
| 6.  | Drew Gooden (2002)      | 566 |
| 7.  | Danny Manning (1987)    | 562 |
| 8.  | Paul Pierce (1998)      | 559 |
| 9.  | Clyde Lovellette (1951) | 554 |
| 10. | Ochai Agbaji (2022)     | 542 |
| --  |                         |     |

Hunter Dickinson (2025).....140

## FIELD GOAL PCT. (MIN 175 ATT.)

|     |                        |      |
|-----|------------------------|------|
| 1.  | Udoka Azubuike (2018)  | 77.0 |
| 2.  | Udoka Azubuike (2020)  | 74.8 |
| 3.  | Mark Randall (1991)    | 64.6 |
| 4.  | Mark Randall (1989)    | 64.3 |
| 5.  | Richard Scott (1992)   | 63.9 |
| 6.  | Landen Lucas (2017)    | 63.1 |
| 7.  | Darnell Jackson (2008) | 62.6 |
| 8.  | KJ Adams (2023)        | 62.2 |
| 9.  | Sasha Kaun (2008)      | 61.9 |
| 10. | Danny Manning (1987)   | 61.7 |
| --  |                        |      |

## FREE THROWS MADE

|     |                         |     |
|-----|-------------------------|-----|
| 1.  | Wilt Chamberlain (1957) | 250 |
| 2.  | Wayne Hightower (1960)  | 193 |
| 3.  | Frank Mason III (2017)  | 189 |
| 4.  | Dave Robisch (1970)     | 189 |
| 5.  | Clyde Lovellette (1952) | 182 |
| 6.  | Wilt Chamberlain (1958) | 177 |
| 7.  | Andrew Wiggins (2014)   | 176 |
| 8.  | Danny Manning (1988)    | 171 |
| 9.  | Dedric Lawson (2019)    | 167 |
| 10. | Devonte' Graham (2018)  | 167 |
| 11. | Wayne Simien (2004)     | 167 |
| --  |                         |     |

Hunter Dickinson (2025).....25

## FREE THROWS ATTEMPTED

|    |                         |     |
|----|-------------------------|-----|
| 1. | Wilt Chamberlain (1957) | 399 |
| 2. | Wilt Chamberlain (1958) | 292 |
| 3. | Wayne Hightower (1960)  | 285 |
| 4. | Walter Wesley (1966)    | 262 |
| 5. | Dave Robisch (1970)     | 254 |
| 6. | Clyde Lovellette (1952) | 250 |
| -- |                         |     |

|     |                        |     |
|-----|------------------------|-----|
| 7.  | Thomas Robinson (2012) | 239 |
| 8.  | Frank Mason III (2017) | 238 |
| 9.  | B. H. Born (1953)      | 234 |
| 10. | Danny Manning (1988)   | 233 |
| --  |                        |     |

Hunter Dickinson (2025).....36

## FREE THROW PCT. (MIN. 75 ATT.)

|    |                        |      |
|----|------------------------|------|
| 1. | Steve Woodberry (1993) | 87.9 |
| 2. | Rex Walters (1993)     | 87.3 |
| 3. | Ryan Robertson (1999)  | 87.1 |
| 4. | Al Kelley (1954)       | 86.2 |
| 5. | Calvin Thompson (1984) | 85.9 |
| 6. | Sherron Collins (2010) | 85.5 |
| 7. | Grady Dick (2023)      | 85.4 |
| 8. | Ron Kellogg (1986)     | 84.3 |
| -- |                        |      |

## 3-POINT FIELD GOALS MADE

|     |                        |     |
|-----|------------------------|-----|
| 1.  | Svi Mykhailiuk (2018)  | 115 |
| 2.  | Terry Brown (1991)     | 111 |
| 3.  | Devonte' Graham (2018) | 110 |
| 4.  | Jeff Boschee (2002)    | 110 |
| 5.  | Billy Thomas (1998)    | 105 |
| 6.  | Ochai Agbaji (2022)    | 103 |
| 7.  | Devonte' Graham (2017) | 94  |
| 8.  | Kirk Hinrich (2003)    | 89  |
| 9.  | Terry Brown (1990)     | 89  |
| 10. | Malik Newman (2018)    | 85  |
| --  |                        |     |

Zeke Mayo (2025).....26

## 3-POINT FIELD GOALS ATTEMPTED

|     |                        |     |
|-----|------------------------|-----|
| 1.  | Terry Brown (1991)     | 277 |
| 2.  | Devonte' Graham (2018) | 271 |
| 3.  | Billy Thomas (1998)    | 262 |
| 4.  | Svi Mykhailiuk (2018)  | 259 |
| 5.  | Ochai Agbaji (2022)    | 252 |
| 6.  | Devonte' Graham (2017) | 242 |
| 7.  | Jeff Boschee (2002)    | 237 |
| 8.  | Jeff Boschee (1999)    | 222 |
| 9.  | Kirk Hinrich (2003)    | 219 |
| 10. | Terry Brown (1990)     | 208 |
| --  |                        |     |

Zeke Mayo (2025).....69

## 3-PT FIELD GOAL PCT. (MIN. 80 ATT)

|    |                        |      |
|----|------------------------|------|
| 1. | Kirk Hinrich (2001)    | 50.5 |
| 2. | Aaron Miles (2005)     | 50.0 |
| 3. | Jeff Guelndner (1990)  | 48.6 |
| 4. | Kirk Hinrich (2002)    | 47.8 |
| 5. | Tyrel Reed (2010)      | 47.3 |
| 6. | Brandon Rush (2006)    | 47.2 |
| 7. | Frank Mason III (2017) | 47.1 |
| 8. | Mario Chalmers (2008)  | 46.8 |
| 9. | Jeff Boschee (2002)    | 46.4 |
| -- |                        |      |

## MINUTES PLAYED

|     |                        |       |
|-----|------------------------|-------|
| 1.  | Devonte' Graham (2018) | 1,435 |
| 2.  | Ochai Agbaji (2022)    | 1,368 |
| 3.  | Danny Manning (1988)   | 1,336 |
| 4.  | Tyshawn Taylor (2012)  | 1,303 |
| 5.  | Frank Mason III (2017) | 1,301 |
| 6.  | Jalen Wilson (2023)    | 1,273 |
| 7.  | Frank Mason III (2016) | 1,272 |
| 8.  | Devonte' Graham (2017) | 1,269 |
| 9.  | Danny Manning (1986)   | 1,256 |
| 10. | Elijah Johnson (2012)  | 1,254 |
| --  |                        |       |

Dajuan Harris Jr. (2025).....371

## MINUTES PER GAME

|     |                          |      |
|-----|--------------------------|------|
| 1.  | Tony Guy (1982)          | 39.4 |
| 2.  | David Magley (1982)      | 39.0 |
| 3.  | Clinton Johnson (1976)   | 38.2 |
| 4.  | Wilmore Fowler (1979)    | 37.9 |
| 5.  | Devonte' Graham (2018)   | 37.8 |
| 6.  | Darnell Valentine (1981) | 37.1 |
| 7.  | John Douglas (1977)      | 36.4 |
| 8.  | Carl Henry (1983)        | 36.2 |
| 9.  | Tony Guy (1981)          | 36.2 |
| 10. | Frank Mason III (2017)   | 36.1 |
| --  |                          |      |

Dajuan Harris Jr. (2025).....30.9

SINGLE-SEASON  
TEAM RECORDS

## POINTS PER GAME

|    | YEAR              | PTS            | GMS          | AVG  |
|----|-------------------|----------------|--------------|------|
| 1. | 1989-90 . . . . . | 3223 . . . . . | 35 . . . . . | 92.1 |
| 2. | 2001-02 . . . . . | 3365 . . . . . | 37 . . . . . | 90.9 |
| 3. | 1988-89 . . . . . | 2758 . . . . . | 31 . . . . . | 89.0 |
| 4. | 1996-97 . . . . . | 3058 . . . . . | 36 . . . . . | 84.9 |
| 5. | 1997-98 . . . . . | 3300 . . . . . | 39 . . . . . | 84.6 |

2024-25.....932.....12.....77.7

## FIELD GOAL PCT.

|    | YEAR              | FGs        | FGAs       | FG%  |
|----|-------------------|------------|------------|------|
| 1. | 1985-86 . . . . . | 1260 . . . | 2266 . . . | 55.6 |
| 2. | 1984-95 . . . . . | 1019 . . . | 1898 . . . | 53.7 |
| 3. | 1989-90 . . . . . | 1204 . . . | 2258 . . . | 53.3 |
| 4. | 1988-89 . . . . . | 1024 . . . | 1925 . . . | 53.2 |

2024-25.....363.....740.....49.1

## 3-POINT FIELD GOALS MADE

|    | YEAR              | 3FGs |
|----|-------------------|------|
| 1. | 2017-18 . . . . . | 391  |
| 2. | 2016-17 . . . . . | 318  |
| 3. | 2015-16 . . . . . | 304  |
| 4. | 2021-22 . . . . . | 286  |
| 5. | 2010-11 . . . . . | 271  |
|    | 2007-08 . . . . . | 271  |

2024-25.....86

## 3-POINT FIELD GOAL ATTEMPTS

|    | YEAR    | 3FGAs |
|----|---------|-------|
| 1. | 2017-18 | 974   |
| 2. | 2016-17 | 787   |
| 3. | 2021-22 | 792   |
| 4. | 2018-19 | 743   |
| 5. | 2015-16 | 728   |
| 6. | 2022-23 | 724   |
| 7. | 2010-11 | 710   |

2024-25.....247

## 3-POINT FIELD GOAL PCT.

|    | YEAR              | 3FGs          | 3FGAs         | 3FG% |
|----|-------------------|---------------|---------------|------|
| 1. | 1989-90 . . . . . | 230 . . . . . | 531 . . . . . | 43.3 |
| 2. | 2015-16 . . . . . | 304 . . . . . | 728 . . . . . | 41.8 |
|    | 2001-02 . . . . . | 224 . . . . . | 536 . . . . . | 41.8 |
| 4. | 1988-89 . . . . . | 143 . . . . . | 344 . . . . . | 41.6 |
| 5. | 1992-93 . . . . . | 215 . . . . . | 527 . . . . . | 40.8 |

2024-25.....86.....247.....34.8

## ASSISTS PER GAME

|    | YEAR    | AST | GMS | AVG  |
|----|---------|-----|-----|------|
| 1. | 1989-90 | 763 | 35  | 21.8 |
| 2. | 1985-86 | 814 | 39  | 20.9 |
| 3. | 2001-02 | 767 | 37  | 20.7 |
| 4. | 1988-89 | 620 | 31  | 20.0 |
| 5. | 2000-01 | 641 | 33  | 19.4 |
|    | 1984-85 | 660 | 34  | 19.4 |

2024-25.....217.....12.....18.1

## STEALS PER GAME

|    | YEAR              | STL           | GMS          | AVG |
|----|-------------------|---------------|--------------|-----|
| 1. | 2002-03 . . . . . | 373 . . . . . | 38 . . . . . | 9.8 |
| 2. | 2005-06 . . . . . | 323 . . . . . | 33 . . . . . | 9.8 |
| 3. | 1996-97 . . . . . | 351 . . . . . | 36 . . . . . | 9.8 |
| 4. | 2001-02 . . . . . | 357 . . . . . | 37 . . . . . | 9.7 |
| 5. | 1990-91 . . . . . | 325 . . . . . | 35 . . . . . | 9.3 |

2024-25.....82.....12.....6.8

## OPPONENT FIELD GOAL PCT.

(since 1985-86 [shot clock era])

|    | YEAR    | OPP. FG% |
|----|---------|----------|
| 1. | 2012-13 | 36.1     |
| 2. | 2005-06 | 37.0     |
| 3. | 2006-07 | 37.6     |
| 4. | 2019-20 | 37.7     |

2024-25.....39.0

## OPPONENT 3-POINT FG PCT.

|    | YEAR    | OPP. 3FG% |
|----|---------|-----------|
| 1. | 2021-22 | 29.8      |
| 2. | 2010-11 | 29.8      |
| 3. | 2012-13 | 30.3      |
| 4. | 2019-20 | 30.5      |
|    | 1998-99 | 30.5      |
|    | 1991-92 | 30.5      |

2024-25.....30.3



THE LAST TIME...

| A TEAM SCORED 100+ POINTS IN A GAME                  |   |                                     |
|--|---|-------------------------------------|
| KU   | 102 (W, 102-83)   | vs. Kansas State, 2-22-22           |
| Opp.   | 102 (L, 90-102)   | by Gonzaga, 11-26-20                |
| A TEAM SCORED 50 OR FEWER POINTS IN A GAME           |   |                                     |
| KU   | 46 (L, 46-76)   | at Houston, 3-9-24                  |
| Opp.   | 50 (W, 76-50)   | by Miami, 3-27-22                   |
| A TEAM SCORED 90+ POINTS IN ALLEN FIELDHOUSE         |   |                                     |
| KU   | 92 (W, 92-89)   | vs. North Carolina, 11-8-24         |
| Opp.   | 91 (W, 94-91 2OT)   | by Texas Tech, 1-24-22              |
| A TEAM SCORED 60 OR FEWER POINTS IN ALLEN FIELDHOUSE |   |                                     |
| KU   | 60 (L, 60-83)   | vs. TCU, 1-21-23                    |
| Opp.   | 53 (W, 87-53)   | by Brown, 12-22-24                  |
| A TEAM SCORED 90 POINTS IN A LOSS                    |   |                                     |
| KU   | 90 (90-102)   | vs. Gonzaga, 11-26-20               |
| Opp.   | 91 (W, 94-91 2OT)   | by Texas Tech, 1-24-22              |
| A TEAM SCORED 60 OR FEWER POINTS IN A VICTORY        |   |                                     |
| KU   | 59 (W, 59-41)   | at Kansas State, 2-17-21            |
| Opp.   | 56 (L, 55-56)   | by Villanova, 11-21-19              |
| A TEAM HAD 5+ PLAYERS SCORE IN DOUBLE FIGURES        |   |                                     |
| KU   | Mayo (21), Dickinson (20), Adams (14), Storr (13), Harris (10)                | vs. North Carolina, 11-8-24         |
| Opp.   | Trimble (19), Davis (16), Cadeua (12), Withers (11), Jackson (10), Lubin (10) | by North Carolina, 11-8-24          |
| A TEAM WON A GAME BY 25+ POINTS                      |   |                                     |
| KU   | +34 (87-53)   | vs. Brown, 12-22-24                 |
| Opp.   | +30 (46-76)   | by Houston, 3-9-24                  |
| A TEAM WON A GAME BY 50+ POINTS                      |   |                                     |
| KU   | +55 (112-57)  | vs. Monmouth, 11-15-19              |
| Opp.   |   | Never                               |
| A TEAM WON AN OVERTIME GAME (SINGLE-OVERTIME)        |   |                                     |
| KU   | 69-68   | vs. Wisconsin, 11-24-22             |
| Opp.   | 75-70   | by Kansas State, 2-5-24             |
| A TEAM WON A DOUBLE-OVERTIME GAME                    |   |                                     |
| KU   | 94-91   | vs. Texas Tech, 1-24-22             |
| Opp.   | 80-79   | by Texas Tech, 2-14-05              |
| A TEAM WON A TRIPLE-OVERTIME GAME                    |   |                                     |
| KU   | 109-106   | vs. Oklahoma, 1-4-16                |
| Opp.   | 76-73   | by Oklahoma State, 2-4-81           |
| A TEAM SHOT 60% FG IN A GAME                         |   |                                     |
| KU   | 60.9% (39-64)   | vs. Furman, 11-30-24                |
| Opp.   | 60.3% (35-58)   | by Gonzaga, 3-23-24                 |
| A TEAM SHOT 30% OR WORSE FG IN A GAME                |   |                                     |
| KU   | 29.0% (18-62)   | vs. USC, 3-22-21                    |
| Opp.   | 26.7% (20-75)   | by Brown, 12-22-24                  |
| A TEAM MADE 12+ 3-POINT FG IN A GAME                 |   |                                     |
| KU   | 13  | vs. North Carolina Central, 11-6-23 |
| Opp.   | 12  | by Creighton, 12-4-24               |
| A TEAM DID NOT MAKE A 3-POINT FG IN A GAME           |   |                                     |
| KU   | 0-8   | vs. TCU, 3-12-15                    |
| Opp.   | 0-9   | by Stanford, 3-23-14                |
| A TEAM SHOT 60% 3-POINT FG IN A GAME (min. 10)       |   |                                     |
| KU   | 62.5% (15-24)   | vs. Kansas State, 2-22-22           |
| Opp.   | 61.1% (11-18)   | by USC, 3-22-21                     |
| A TEAM MADE 30+ FREE THROWS IN A GAME                |   |                                     |
| KU   | 31  | vs. Oklahoma, 1-10-23               |
| Opp.   | 30  | by Stanford, 12-3-16                |
| A TEAM MADE 5 OR FEWER FREE THROWS IN A GAME         |   |                                     |
| KU   | 5   | vs. NC State, 12-14-24              |
| Opp.   | 4   | by West Virginia, 12-31-24          |

| A TEAM ATTEMPTED 40+ FREE THROWS IN A GAME         |   |                               |
|--|---|-------------------------------|
| KU   | 44  | vs. West Virginia, 2-13-17    |
| Opp.   | 47  | by West Virginia, 1-12-16     |
| A TEAM SHOT 90% OR BETTER FREE THROWS IN A GAME    |   |                               |
| KU   | 90.5 (19-21)  | vs. West Virginia, 12-31-24   |
| Opp.   | 90.3 (28-31)  | by North Carolina, 11-8-24    |
| A TEAM SHOT 40% OR WORSE FREE THROWS IN A GAME     |   |                               |
| KU   | 40.0% (4-10)  | at Villanova, 11-21-19        |
| Opp.   | 25.0% (3-12)  | by Oakland, 11-16-24          |
| A TEAM HAD 25+ OFFENSIVE REBOUNDS IN A GAME        |   |                               |
| KU   | 28  | vs. Fort Hays State, 12-10-03 |
| Opp.   | 26  | by Baylor, 1-12-19            |
| A TEAM HAD 5 OR FEWER OFFENSIVE REBOUNDS IN A GAME |   |                               |
| KU   | 5   | vs. Howard, 11-4-24           |
| Opp.   | 5   | by Duke, 11-26-24             |
| A TEAM HAD 30+ DEFENSIVE REBOUNDS IN A GAME        |   |                               |
| KU   | 39  | vs. Brown, 12-22-24           |
| Opp.   | 38  | by Creighton, 12-4-24         |
| A TEAM HAD 40+ DEFENSIVE REBOUNDS IN A GAME        |   |                               |
| KU   | 40  | vs. Tennessee, 11-22-23       |
| Opp.   | 41  | by Oklahoma, 1-4-16           |
| A TEAM HAD 50+ TOTAL REBOUNDS IN A GAME            |   |                               |
| KU   | 50  | vs. Brown, 12-22-24           |
| Opp.   | 55  | by North Carolina, 4-4-22     |
| A TEAM HAD 60+ TOTAL REBOUNDS IN A GAME            |   |                               |
| KU   | 60  | vs. Oklahoma, 1-4-16          |
| Opp.   |   | Never                         |
| A TEAM HAD 25 OR FEWER TOTAL REBOUNDS IN A GAME    |   |                               |
| KU   | 23  | at Baylor, 3-2-24             |
| Opp.   | 25  | by Duke, 11-26-24             |
| A TEAM OUT-REBOUNDED ITS OPPONENT BY 15+           |   |                               |
| KU   | +16 (42-26)   | vs. Furman, 11-30-24          |
| Opp.   | +16 (26-42)   | by Texas Tech, 2-12-24        |
| A TEAM OUT-REBOUNDED ITS OPPONENT BY 20+           |   |                               |
| KU   | +21 (48-27)   | vs. West Virginia, 3-10-22    |
| Opp.   | +20 (55-35)   | by North Carolina, 4-4-22     |
| A TEAM OUT-REBOUNDED ITS OPPONENT BY 30+           |   |                               |
| KU   | +30 (61-31)   | vs. Alcorn State, 12-2-09     |
| Opp.   |   | Never                         |
| 3+ PLAYERS WITH 10+ REBOUNDS IN A GAME             |   |                               |
| KU   | J. Wilson (13), C. Braun (11), D. McCormack (10)                  | vs. Texas, 3-5-22             |
| Opp.   | A. Bacot (15), B. Manek (13), R.J. Davis (12)                     | of North Carolina, 4-4-22     |
| 2 PLAYERS WITH A DOUBLE-DOUBLE IN SAME GAME        |   |                               |
| KU   | H. Dickinson (24p, 14r), K. Adams (15p, 10r)                      | vs. Oklahoma, 1-13-24         |
| Opp.   | B. Manek (13p, 13r), A. Bacot (15p, 15r), R.J. Davis (15p, 12r)   | of North Carolina, 4-4-22     |
| 3 PLAYERS WITH A DOUBLE-DOUBLE IN SAME GAME        |   |                               |
| KU   | J. Wilson (17p,13r), D. McCormack (22p, 10r), C. Braun (13p, 11r) | vs. Texas, 3-5-22             |
| Opp.   | B. Manek (13p, 13r), A. Bacot (15p, 15r), R.J. Davis (15p, 12r)   | of North Carolina, 4-4-22     |
| A PLAYER WITH A TRIPLE-DOUBLE IN A GAME            |   |                               |
| KU   | Kevin McCullar Jr. (22 pts, 11 reb, 10 ast)                       | vs. Chaminade, 11-20-23       |
| Opp.   | Denzel Valentine (29 pts, 12 reb, 12 ast)                         | of Michigan State, 11-17-15   |
| A TEAM HAD 25+ ASSISTS IN A GAME                   |   |                               |
| KU   | 25  | vs. Furman, 11-30-24          |
| Opp.   | 26  | by Oklahoma, 1-10-94          |
| A TEAM HAD 7 OR FEWER ASSISTS IN A GAME            |   |                               |
| KU   | 7   | vs. Providence, 3-25-22       |
| Opp.   | 4   | by UNCW, 11-19-24             |

THE LAST TIME...

| A TEAM HAD 15+ STEALS IN A GAME                  |  |                                     |
|--|--|-------------------------------------|
| KU   | 17   | vs. Baylor, 2-10-24                 |
| Opp.   | 16   | by TCU, 1-6-24                      |
| A TEAM DID NOT HAVE A STEAL IN A GAME            |  |                                     |
| KU   |  | vs. Syracuse, 3-18-01               |
| Opp.   |  | by Oklahoma, 1-13-24                |
| A TEAM HAD 10+ BLOCKED SHOTS IN A GAME           |  |                                     |
| KU   | 10   | vs. Brown, 12-22-24                 |
| Opp.   | 12   | by Kentucky, 12-1-20                |
| A TEAM DID NOT BLOCK A SHOT IN A GAME            |  |                                     |
| KU   |  | vs. West Virginia, 12-31-24         |
| Opp.   |  | by Oakland, 11-16-24                |
| A TEAM COMMITTED 30+ FOULS IN A GAME             |  |                                     |
| KU   | 32   | vs. Indiana, 11-11-16               |
| Opp.   | 31   | by West Virginia, 2-13-17           |
| A TEAM COMMITTED 10 OR FEWER FOULS IN A GAME     |  |                                     |
| KU   | 9  | vs. West Virginia, 12-31-24         |
| Opp.   | 9  | by NC State, 12-14-24               |
| A TEAM HAD TWO PLAYERS DISQUALIFIED (FOUL OUT)   |  |                                     |
| KU   | KJ Adams / Hunter Dickinson at Kansas State, 2-5-24  |                                     |
| Opp.   | Jermaine Hamlin / Rodolfo Rufino Bolis of Eastern Illinois, 11-28-23                       |                                     |
| A TEAM HAD THREE PLAYERS DISQUALIFIED (FOUL OUT) |  |                                     |
| KU   | KJ Adams / Gradey Dick / Kevin McCullar at Kansas State, 1-17-23                           |                                     |
| Opp.   | Poythress / Willis / Lee / Labissiere of Kentucky, 1-30-16                                 |                                     |
| A TEAM HAD FOUR PLAYERS DISQUALIFIED (FOUL OUT)  |  |                                     |
| KU   | Frank Mason III / Devonte' Graham / Carlton Bragg Jr. / Landen Lucas vs. Indiana, 11-11-16 |                                     |
| Opp.   | Never  |                                     |
| A TEAM SCORED 50+ POINTS IN A HALF               |  |                                     |
| KU   | 53, 1st half   | vs. North Carolina, 11-8-24         |
| Opp.   | 51, 2nd half   | by North Carolina, 11-8-24          |
| A TEAM SCORED 60+ POINTS IN A HALF               |  |                                     |
| KU   | 66, 1st half   | vs. Texas Southern, 11-21-17        |
| Opp.   | 60, 2nd half   | by Texas Tech, 2-13-99              |
| A TEAM HAD 20 OR FEWER POINTS IN A HALF          |  |                                     |
| KU   | 20, 1st half   | vs. West Virginia, 12-31-24         |
| Opp.   | 19, 1st half   | by Howard, 11-4-24                  |
| A TEAM SHOT 70% OR BETTER FG IN A HALF           |  |                                     |
| KU   | 70.0 (14-20), 2nd half   | vs. Houston, 2-3-24                 |
| Opp.   | 75.0, 1st half   | by Baylor, 1-25-93                  |
| A TEAM SHOT 20% OR WORSE FG IN A HALF            |  |                                     |
| KU   | 13.6%, 1st half  | at TCU, 2-6-13                      |
| Opp.   | 18.2%, 2nd half  | by Oklahoma, 2-17-24                |
| A TEAM MADE 9+ 3-POINTERS IN A HALF              |  |                                     |
| KU   | 9, 1st half  | vs. North Carolina Central, 11-6-23 |
| Opp.   | 10, 2nd half   | by Samford, 3-21-24                 |
| A TEAM MADE DID NOT MAKE A 3-POINTER IN A HALF   |  |                                     |
| KU   | 0-6, 1st half  | vs. Furman, 11-30-24                |
| Opp.   | 0-6, 1st half  | by Kentucky, 1-28-23                |
| A TEAM DID NOT MAKE A FREE THROW IN A HALF       |  |                                     |
| KU   | 1st half (0-1)   | vs. Creighton, 12-4-24              |
| Opp.   | 1st half (0-0)   | by Manhattan College, 11-10-23      |
| A TEAM DID NOT ATTEMPT A FREE THROW IN A HALF    |  |                                     |
| KU   | 1st half   | vs. Howard, 11-4-24                 |
| Opp.   | 1st half   | by North Dakota State, 11-10-22     |
| A TEAM HAD 30+ REBOUNDS IN A HALF                |  |                                     |
| KU   | 30, 1st half   | at Oklahoma State, 1-4-22           |
| Opp.   | 31, 2nd half   | by Baylor, 1-12-19                  |

| A TEAM HAD 15+ ASSISTS IN A HALF                        |                                   |                                 |
|---|-----------------------------------|---------------------------------|
| KU  | 15, 2nd half                      | vs. Furman, 11-30-24            |
| Opp.  | 15, 1st half                      | by North Carolina, 3-25-12      |
| A TEAM DID NOT HAVE A TURNOVER IN A HALF                |                                   |                                 |
| KU  | 1st half                          | vs. Texas, 1-14-19              |
| Opp.  | 2nd half                          | vs. Kansas State, 1-13-18       |
| A TEAM HAD 10+ STEALS IN A HALF                         |                                   |                                 |
| KU  | 10, 1st half                      | vs. Texas, 1-21-17              |
| Opp.  | 10, 1st half                      | by Missouri, 12-8-24            |
| A TEAM HAD 7+ BLOCKED SHOTS IN A HALF                   |                                   |                                 |
| KU  | 9, 1st half                       | vs. Manhattan College, 11-10-23 |
| Opp.  | 7, 1st half                       | by Kentucky, 12-1-20            |
| A PLAYER SCORED 30+ POINTS IN A GAME                    |                                   |                                 |
| KU  | 30 by Hunter Dickinson            | vs. TCU, 1-6-24                 |
| Opp.  | 30 by Darrion Williams            | of Texas Tech, 2-12-24          |
| A PLAYER SCORED 40+ POINTS IN A GAME                    |                                   |                                 |
| KU  | 41 by Andrew Wiggins              | at West Virginia, 3-8-14        |
| Opp.  | 46 by Buddy Hield                 | of Oklahoma, 1-4-16             |
| A PLAYER SHOT 80% OR BETTER FG IN A GAME (MIN. 10 ATT.) |                                   |                                 |
| KU  | 83.3 (10-12) by KJ Adams          | vs. Furman, 11-30-24            |
| Opp.  | 100.0 (12-12) by Darrion Williams | of Texas Tech, 2-12-24          |
| A PLAYER MADE 7+ 3-POINTERS IN A GAME                   |                                   |                                 |
| KU  | 7 by Ochai Agbaji                 | vs. Texas Tech, 1-24-22         |
| Opp.  | 7 by Bryce Thompson               | of Oklahoma State, 12-31-22     |
| A PLAYER SHOT 100% 3-POINT FG (MIN. 5 ATT.)             |                                   |                                 |
| KU  | 5-5 by Dajuan Harris Jr.          | at Texas Tech, 1-3-23           |
| Opp.  | 5-5 by Marial Shayok              | of Iowa State, 1-5-19           |
| A PLAYER MADE 12+ FREE THROWS IN A GAME                 |                                   |                                 |
| KU  | 13 (13-13) by Zeke Mayo           | vs. West Virginia, 12-31-24     |
| Opp.  | 19 (19-22) by Reid Travis         | of Stanford, 12-3-16            |
| A PLAYER SHOT 100% FREE THROWS IN A GAME (MIN. 10 ATT.) |                                   |                                 |
| KU  | 13-13 by Zeke Mayo                | vs. West Virginia, 12-31-24     |
| Opp.  | 10-10 by Seth Trimble             | of North Carolina, 11-8-24      |
| A PLAYER HAD 8+ OFFENSIVE REBOUNDS IN A GAME            |                                   |                                 |
| KU  | 8 by Hunter Dickinson             | at Missouri, 12-8-24            |
| Opp.  | 8 by Oscar Tschiebwe              | of West Virginia, 1-4-20        |
| A PLAYER HAD 12+ DEFENSIVE REBOUNDS IN A GAME           |                                   |                                 |
| KU  | 12 by Hunter Dickinson            | vs. NC State, 12-14-24          |
| Opp.  | 12 by Kel'el Ware                 | of Indiana, 12-16-23            |
| A PLAYER HAD 15+ TOTAL REBOUNDS IN A GAME               |                                   |                                 |
| KU  | 15 by Hunter Dickinson            | vs. UNCW, 11-19-24              |
| Opp.  | 15 by Kel'el Ware                 | of Indiana, 12-16-23            |
| A PLAYER HAD 10+ ASSISTS IN A GAME                      |                                   |                                 |
| KU  | 11 by Dajuan Harris Jr.           | vs. Gonzaga, 3-23-24            |
| Opp.  | 12 by Ryan Nembhard               | of Gonzaga, 3-23-24             |
| A PLAYER HAD 7+ TURNOVERS IN A GAME                     |                                   |                                 |
| KU  | 7 by Hunter Dickinson             | at Missouri, 12-8-24            |
| Opp.  | 7 by Darius Johnson               | of UCF, 1-10-24                 |
| A PLAYER HAD 7+ BLOCKED SHOTS IN A GAME                 |                                   |                                 |
| KU  | 7 by Udoka Azubuike               | vs. Baylor, 1-11-20             |
| Opp.  | 9 by Trayce Jackson-Davis         | of Indiana, 12-17-22            |
| A PLAYER HAD 7+ STEALS IN A GAME                        |                                   |                                 |
| KU  | 7 by Xavier Henry                 | vs. Baylor, 1-20-10             |
| Opp.  | 7 by Terry Black                  | of Baylor, 2-26-00              |
| A PLAYER PLAYED ALL 40 MINUTES IN REGULATION            |                                   |                                 |
| KU  | Dajuan Harris Jr. and KJ Adams    | vs. Oklahoma, 1-13-24           |
| Opp.  | Tyler Perry                       | of Kansas State, 2-5-24         |



0

SHAKEEL MOORE

Graduate • G • 6-1 • 190 • Greensboro, N.C. • Moravian Prep/N.C. State/Miss. State • Twitter: @TheShakeelMoore • IG: @shakeelmoore

2024-25 SEASON STATS

| PPG    | RPG | APG | FG%  | 3FG% | FT%  |
|--------|-----|-----|------|------|------|
| 1.8    | 0.8 | 0.4 | 60.0 | .000 | 75.0 |
| CAREER |     |     |      |      |      |
| 8.1    | 2.6 | 2.0 | 42.5 | 31.2 | 70.8 |

CAREER HIGHS

|             |    |                                      |
|-------------|----|--------------------------------------|
| Points      | 22 | at South Carolina (1.31.23)          |
| Field Goals | 9  | vs. South Carolina (2.28.23)         |
| Rebounds    | 10 | at Clemson (1.5.21)                  |
| Assists     | 7  | vs. Ole Miss (1.22.22)               |
| Blocks      | 3  | vs. Lamar University (12.2.21)       |
| Steals      | 5  | 2x, last vs. South Dakota (11.17.22) |
| Minutes     | 38 | 2x, last vs. Florida (3.9.23)        |

NOTES

Has been nursing a foot injury from the preseason and has only played in five games this season ... Made his Jayhawk debut against Oakland (11.16), scoring 2 points and bringing in 2 rebounds in 5 minutes ... Logged 6 minutes against UNCW (11.19) and scored 2 points ... Pulled down a rebound and played 2 minutes against NC State (12.14) ... Played a season-high 14 minutes and scored a season-high 5 points in win over Brown (12.22).



1

HUNTER DICKINSON

Graduate • C • 7-2 • 260 • Alexandria, Va. • DeMatha Catholic HS/Michigan • Twitter: @H\_Dickinson • IG: @hunter.dickinson1

2024-25 SEASON STATS

| PPG    | RPG  | APG | FG%  | 3FG% | FT%  |
|--------|------|-----|------|------|------|
| 15.1   | 10.4 | 2.5 | 53.6 | 30.0 | 69.4 |
| CAREER |      |     |      |      |      |
| 17.2   | 9.2  | 1.8 | 56.1 | 35.2 | 72.2 |

CAREER HIGHS

|             |    |  |
|-------------|----|--|
| Points      | 33 | vs. Michigan State (3.1.22)            |
| Field Goals | 15 | vs. Chaminade (11.20.23)               |
| Rebounds    | 21 | vs. Kentucky (11.14.23)                |
| Assists     | 8  | vs. NC State (12.14.24)                |
| Blocks      | 5  | 4x, last vs. Kansas State (3.5.24)     |
| Steals      | 3  | 5x, last vs. Michigan State (11.12.24) |
| Minutes     | 46 | vs. Illinois (3.2.23)                  |

NOTES

Leads the nation in career points among active Division I players with 2,389 ... Associated Press Preseason All-America ... FOX Sports Preseason All-America ... CBS Sports Preseason All-America ... Blue Ribbon College Basketball Yearbook Preseason All-America ... Big 12 Preseason Player of the Year ... Preseason All-Big 12 (unanimous selection) ... Big 12 Player of the Week (11.11) ... Recorded a 28-point, 12-rebound double-double against Michigan State (11.12) ... Big 12 Player of the Week (11.18) ... Scored 19 points, pulled down 14 boards and blocked 4 shots at Missouri (12.8) ... First Division I player since at least 1996-97 to record a 21-point, 14-rebound, 8-assist and 0-turnover stat line in a game (12.14) ... Big 12 Player of the Week (12.16) ... Recorded a 15-point, 13-rebound double-double against Brown (12.22) ... Had 10 points and 12 rebounds against West Virginia (12.31).



2

AJ STORR

Junior • G • 6-7 • 205 • Rockford, Ill. • IMG Academy/St. John's/Wisconsin • Twitter: @storr\_aj • IG: @theajstorr\_

2024-25 SEASON STATS

| PPG    | RPG | APG | FG%  | 3FG% | FT%  |
|--------|-----|-----|------|------|------|
| 7.3    | 1.9 | 1.0 | 39.8 | 33.3 | 73.3 |
| CAREER |     |     |      |      |      |
| 12.1   | 2.8 | 0.9 | 43.0 | 35.0 | 79.1 |

CAREER HIGHS

|             |    |                                   |
|-------------|----|-----------------------------------|
| Points      | 30 | vs. Northwestern (3.15.24)        |
| Field Goals | 11 | at Nebraska (2.1.24)              |
| Rebounds    | 12 | 2x, last vs. Ohio State (2.13.24) |
| Assists     | 5  | vs. Georgetown (1.29.23)          |
| Blocks      | 2  | vs. Seton Hall (2.1.23)           |
| Steals      | 4  | vs. Georgetown (1.29.23)          |
| Minutes     | 41 | at DePaul (2.14.23)               |

NOTES

Wooden Award Preseason Top 50 Watch List ... Naismith Trophy Player of the Year Watch List ... Julius Erving Award Watch List (1 of 20) ... Started his first game as a Jayhawk against Duke, scoring 11 points and going 2-for-2 (100%) from 3PT (11.26) ... Has scored 10+ points in four games this season ... Averages 20.3 minutes per game ... Scored 12 points and pulled down 3 boards at Creighton (12.4) ... Scored 9 points and pulled down a season-high 5 rebounds against Brown (12.22).



3

DAJUAN HARRIS JR.

Graduate • G • 6-2 • 170 • Columbia, Mo. • Rock Bridge HS • Twitter: @DajuanH10 • IG: @dajuanharris

2024-25 SEASON STATS

| PPG    | RPG | APG | FG%  | 3FG% | FT%  |
|--------|-----|-----|------|------|------|
| 10.3   | 1.9 | 5.8 | 45.3 | 31.4 | 85.0 |
| CAREER |     |     |      |      |      |
| 6.7    | 1.8 | 4.9 | 44.6 | 38.0 | 74.5 |

CAREER HIGHS

|             |    |                                   |
|-------------|----|-----------------------------------|
| Points      | 23 | vs. Kentucky (11.14.23)           |
| Field Goals | 8  | vs. Texas (2.6.23)                |
| Rebounds    | 6  | vs. Texas (2.6.23)                |
| Assists     | 11 | 2x, last vs. Gonzaga (3.23.24)    |
| Blocks      | 4  | vs. Texas (3.5.22)                |
| Steals      | 6  | vs. West Virginia (2.25.23)       |
| Minutes     | 43 | 2x, last at Kansas State (2.5.24) |

NOTES

Is third on the Kansas all-time assists list with 745 ... Has started in 91 consecutive games, which ranks No. 9 in school history ... Is sixth on the KU all-time steals list with 234 ... Wooden Award Preseason Top 50 Watch List ... Naismith Trophy Player of the Year Watch List ... Bob Cousy Award Watch List (1 of 20) ... Preseason All-Big 12 Second Team ... Has scored 10+ points in eight games, including a season high 17 points against UNCW (11.19) ... On the season has dished out 69 assists with just 19 turnovers for a 3.7 assist/turnover ratio ... Scored 13 points and dished out 5 assists at Missouri (12.8) ... Scored 15 points in win over NC State (12.14).



4

RAKEASE PASSMORE

Freshman • G • 6-5 • 185 • Palatka, Fla. • Combine Academy (N.C.) • Twitter: @rakease • IG: @nba.kease

2024-25 SEASON STATS

| PPG    | RPG | APG | FG%  | 3FG% | FT%  |
|--------|-----|-----|------|------|------|
| 1.3    | 0.7 | 0.1 | 50.0 | 40.0 | 50.0 |
| CAREER |     |     |      |      |      |
| 1.3    | 0.7 | 0.1 | 50.0 | 40.0 | 50.0 |

CAREER HIGHS

|             |    |                        |
|-------------|----|------------------------|
| Points      | 5  | vs. Furman (11.30.24)  |
| Field Goals | 2  | vs. Furman (11.30.24)  |
| Rebounds    | 3  | vs. UNCW (11.19.24)    |
| Assists     | 1  | vs. Oakland (11.16.24) |
| Blocks      | -  | -                      |
| Steals      | 1  | vs. Howard (11.4.24)   |
| Minutes     | 16 | vs. Howard (11.4.24)   |

NOTES

A freshman who has played in 11 games this season ... Scored his first collegiate points against Oakland (11.16) ... Is shooting 50.0% from FG (5-10) ... Averaging 5.9 minutes per game off the bench for Kansas.



5

ZEKE MAYO

Senior • G • 6-4 • 185 • Lawrence, Kan. • Lawrence HS/South Dakota State • Twitter: @zekexmayo • IG: @zekexmayo

2024-25 SEASON STATS

| PPG    | RPG | APG | FG%  | 3FG% | FT%  |
|--------|-----|-----|------|------|------|
| 14.7   | 4.0 | 3.2 | 47.0 | 37.7 | 88.9 |
| CAREER |     |     |      |      |      |
| 15.4   | 4.8 | 3.0 | 45.2 | 38.7 | 87.2 |

CAREER HIGHS

|             |    |                                 |
|-------------|----|---------------------------------|
| Points      | 41 | vs. North Dakota State (2.4.23) |
| Field Goals | 14 | vs. North Dakota State (2.4.23) |
| Rebounds    | 13 | vs. Valparaiso (11.25.22)       |
| Assists     | 9  | at Omaha (1.13.22)              |
| Blocks      | 2  | 2x, last at Denver (1.13.24)    |
| Steals      | 6  | at North Dakota (1.7.23)        |
| Minutes     | 44 | at Omaha (2.17.24)              |

NOTES

Jerry West Award Watch List (1 of 20) ... A local product who went to Lawrence High School ... Has started the last 10 games and is averaging 29.2 minutes per contest ... Leads KU in 3PT made with 26 on the season ... Scored 19 points in his Kansas debut against Howard (11.4) ... Against UNC had 21 points, 5 rebounds and 4 assists (11.8) ... Big 12 co-Newcomer of the Week (11.11) ... Has scored 10+ points in eight games this year, including three games of 20+ points ... Scored 12 points at Creighton (12.4) ... Dropped a season-high 26 points and made 5 three-pointers in win over NC State (12.14) ... Co-Big 12 Newcomer of the Week (12.16) ... Logged a 25-point, 8-rebound performance against Brown (12.22) ... Dropped a season-high 27 points on 13-of-13 from FT against West Virginia (12.31) ... Became the third Jayhawk since 1996-97 to record three straight 25+ point games.

**6****RYLAN GRIFFEN**

Junior • G • 6-6 • 190 • Dallas, Texas • Richardson HS/Alabama • Twitter: @GriffenRylan • IG: @rylan.03

**2024-25 SEASON STATS**

| PPG        | RPG        | APG        | FG%         | 3FG%        | FT%         |
|------------|------------|------------|-------------|-------------|-------------|
| <b>6.5</b> | <b>2.5</b> | <b>1.2</b> | <b>43.3</b> | <b>33.3</b> | <b>77.8</b> |
| CAREER     |            |            |             |             |             |
| <b>8.2</b> | <b>2.9</b> | <b>1.3</b> | <b>42.0</b> | <b>35.2</b> | <b>78.2</b> |

**CAREER HIGHS**

|             |    |                                       |
|-------------|----|---------------------------------------|
| Points      | 21 | at Kentucky (2.24.24)                 |
| Field Goals | 7  | vs. Missouri (1.16.24)                |
| Rebounds    | 7  | 4x, last vs. Auburn (1.24.24)         |
| Assists     | 8  | vs. Clemson (3.30.24)                 |
| Blocks      | 2  | 3x, last vs. North Carolina (11.8.24) |
| Steals      | 2  | 8x, last vs. Grand Canyon (3.24.24)   |
| Minutes     | 35 | at Kentucky (2.24.24)                 |

**NOTES**

Has started in seven games for Kansas in 2024-25 ... Scored 10 points and pulled down 6 rebounds against Michigan State (11.12) ... Recorded a season-high 11 points with 3 three-pointers against Oakland (11.16) ... Had 8 points in win over Duke (11.26), scoring the final 6 points for KU which included 2 made free throws with 0:03 left in the contest ... Scored 10 points and recorded a game-high and career-high tying 2 steals against Furman (11.30) ... Pulled down 4 boards and dished out 3 assists against NC State (12.14).

**7****NOAH SHELBY**

Junior • G • 6-3 • 185 • McKinney Texas • Greenhill School/Vanderbilt/Rice • Twitter: @NoahShelby\_ • IG: @noahshelby

**2024-25 SEASON STATS**

| PPG        | RPG        | APG        | FG%         | 3FG%        | FT%         |
|------------|------------|------------|-------------|-------------|-------------|
| -          | -          | -          | -           | -           | -           |
| CAREER     |            |            |             |             |             |
| <b>3.9</b> | <b>0.8</b> | <b>0.6</b> | <b>34.0</b> | <b>32.5</b> | <b>79.3</b> |

**CAREER HIGHS**

|             |    |                                       |
|-------------|----|---------------------------------------|
| Points      | 14 | vs. St. Thomas (TX) (11.7.23)         |
| Field Goals | 5  | vs. UTSA (1.6.24)                     |
| Rebounds    | 4  | 2x, last vs. UT Martin (11.30.23)     |
| Assists     | 4  | 2x, last vs. SMU (2.7.24)             |
| Blocks      | -  | -                                     |
| Steals      | 2  | 2x, last vs. Indiana State (11.21.23) |
| Minutes     | 24 | vs. New Mexico (11.22.23)             |

**NOTES**

An invited walk on who is a transfer from Rice ... Is a junior at Kansas as he started his college career at Vanderbilt in 2022-23 before playing at Rice in 2023-24 ... Has played in 45 games in his two seasons in college ... There have been only two Jayhawks to have wore No. 7 - Bill Brainard (1954-56) and Claude Houchin (1947-50) ... Son of Fannie and Derrick Shelby ... Father played basketball and mother played volleyball at UT-Arlington ... Liberal Arts & Sciences major.

**8****DAVID COIT**

Senior • G • 5-11 • 175 • Columbus, N.J. • Scotland Campus Sports/Atlantic Cape CC/Northern Illinois • Twitter: @diggycoit11 • IG: @diggycoit

**2024-25 SEASON STATS**

| PPG         | RPG        | APG        | FG%         | 3FG%        | FT%         |
|-------------|------------|------------|-------------|-------------|-------------|
| <b>5.6</b>  | <b>2.1</b> | <b>1.6</b> | <b>39.3</b> | <b>43.2</b> | <b>75.0</b> |
| CAREER      |            |            |             |             |             |
| <b>16.0</b> | <b>2.9</b> | <b>2.8</b> | <b>41.5</b> | <b>36.0</b> | <b>87.6</b> |

**CAREER HIGHS**

|             |    |                                     |
|-------------|----|-------------------------------------|
| Points      | 37 | at Buffalo (3.8.24)                 |
| Field Goals | 12 | 2x, last at Akron (3.2.24)          |
| Rebounds    | 8  | 2x, last vs. Little Rock (11.18.23) |
| Assists     | 10 | at Western Michigan (1.9.24)        |
| Blocks      | 1  | 7x, last vs. UNCW (11.19.24)        |
| Steals      | 5  | at Buffalo (1.7.23)                 |
| Minutes     | 49 | at Central Michigan (1.30.24)       |

**NOTES**

Started the first two games of the 2024-25 season and is averaging 18 minutes per contest ... Scored a season-high 13 points against UNCW (11.19) ... Ranks fifth on the NCAA DI active career 3FGs per game list (2.8) and seventh on the active scoring list at 16.0 ppg ... Scored 9 points and brought down 5 boards against Furman (11.30) ... Posted 8 points with 2 three-pointers at Creighton (12.4) ... Scored a season high 14 points on 5-of-11 (45.5%) shooting at Missouri (12.8) ... Scored his 1,100th career point at Missouri (12.8).

**11****JAMARI MCDOWELL**

Sophomore • G • 6-4 • 180 • Houston, Texas • Manvel HS • Twitter: @jamari\_mcdowell • IG: @\_jammarii

**2024-25 SEASON STATS**

| PPG        | RPG        | APG        | FG%         | 3FG%        | FT%         |
|------------|------------|------------|-------------|-------------|-------------|
| -          | -          | -          | -           | -           | -           |
| CAREER     |            |            |             |             |             |
| <b>1.8</b> | <b>1.2</b> | <b>0.5</b> | <b>30.8</b> | <b>28.1</b> | <b>84.2</b> |

**CAREER HIGHS**

|             |    |                                   |
|-------------|----|-----------------------------------|
| Points      | 7  | 2x, last vs. Cincinnati (3.13.24) |
| Field Goals | 3  | vs. Cincinnati (3.13.24)          |
| Rebounds    | 6  | vs. Cincinnati (3.13.24)          |
| Assists     | 2  | vs. Cincinnati (3.13.24)          |
| Blocks      | 1  | vs. Cincinnati (3.13.24)          |
| Steals      | 2  | vs. Texas (2.24.24)               |
| Minutes     | 27 | vs. Tennessee (11.22.23)          |

**NOTES**

Is a redshirt for the 2024-25 season ... Can play all three perimeter positions ... Was an energy spark off the bench who played in 31 games his freshman season ... A solid shooter who plays with a high motor and above the rim ... Averaged 7.2 minutes, 1.8 points and 1.2 rebounds per game in 2023-24.

**12****WILDER EVERS**

RS-Sophomore • G • 6-4 • 185 • Birmingham, Ala. • Oak Mountain HS • Twitter: @EversWilder • IG: @wilderevers

**2024-25 SEASON STATS**

| PPG        | RPG        | APG        | FG%         | 3FG%        | FT% |
|------------|------------|------------|-------------|-------------|-----|
| <b>1.5</b> | <b>0.0</b> | <b>0.0</b> | <b>66.7</b> | <b>66.7</b> | -   |
| CAREER     |            |            |             |             |     |
| <b>1.0</b> | <b>0.3</b> | <b>0.2</b> | <b>50.0</b> | <b>33.3</b> | -   |

**CAREER HIGHS**

|             |   |                                      |
|-------------|---|--------------------------------------|
| Points      | 3 | 2x last vs. Furman (11.30.24)        |
| Field Goals | 1 | 5x, last vs. Furman (11.30.24)       |
| Rebounds    | 1 | 3x, last at Houston (3.9.24)         |
| Assists     | 1 | 2x, last vs. Cincinnati (3.13.24)    |
| Blocks      | 1 | vs. Cincinnati (3.13.24)             |
| Steals      | - | -                                    |
| Minutes     | 8 | vs. North Carolina Central (11.6.23) |

**NOTES**

Has played in four games in 2024-25, 12 for his career ... Made his first career 3PT field goal for a career-high 3 points in season opener against Howard (11.4) ... Matched his career high in points (3) and 3FG (1) against Furman (11.30).

**13****ELMARKO JACKSON**

Sophomore • G • 6-3 • 195 • Marlton, N.J. • South Kent School • Twitter: @ElmarkoJ • IG: @elmarkojackson

**2024-25 SEASON STATS**

| PPG        | RPG        | APG        | FG%         | 3FG%        | FT%         |
|------------|------------|------------|-------------|-------------|-------------|
| -          | -          | -          | -           | -           | -           |
| CAREER     |            |            |             |             |             |
| <b>4.3</b> | <b>1.4</b> | <b>1.7</b> | <b>40.6</b> | <b>26.7</b> | <b>76.9</b> |

**CAREER HIGHS**

|             |    |                                |
|-------------|----|--------------------------------|
| Points      | 12 | vs. Wichita State (12.30.23)   |
| Field Goals | 5  | vs. Wichita State (12.30.23)   |
| Rebounds    | 9  | vs. Cincinnati (3.13.24)       |
| Assists     | 9  | vs. Manhattan (11.10.23)       |
| Blocks      | 1  | 5x, last vs. Gonzaga (3.23.24) |
| Steals      | 4  | vs. Baylor (2.10.24)           |
| Minutes     | 34 | vs. Cincinnati (3.13.24)       |

**NOTES**

Is a redshirt for the 2024-25 season, out due to a patella injury that occurred in summer 2024 ... Started the first 15 games of the 2023-24 season and 17 total, averaging 18.6 minutes, 4.3 points and 1.7 assists per game as a freshman.





14

PATRICK CASSIDY

Senior • G • 6-1 • 185 • Columbus, Kan. • Columbus Unified HS • Twitter: @patrickrcassidy • IG: @patrickcassidy14

2024-25 SEASON STATS

| PPG    | RPG | APG | FG%  | 3FG% | FT% |
|--------|-----|-----|------|------|-----|
| 0.0    | 0.3 | 0.3 | .000 | .000 | -   |
| CAREER |     |     |      |      |     |
| 0.5    | 0.4 | 0.1 | 18.2 | 11.1 | -   |

CAREER HIGHS (\*AT MICHIGAN)

|             |   |                                      |
|-------------|---|--------------------------------------|
| Points      | 3 | vs. Cincinnati (3.13.24)             |
| Field Goals | 1 | 2x, last vs. Cincinnati (3.13.24)    |
| Rebounds    | 2 | vs. Kansas State (3.5.24)            |
| Assists     | 1 | vs. Brown (12.22.24)                 |
| Blocks      | - | -                                    |
| Steals      | - | -                                    |
| Minutes     | 5 | vs. North Carolina Central (11.6.23) |

NOTES

An invited walk-on who provides depth at the point guard position ... Has played in 10 games while at Kansas, including four in 2024-25 ... Was a two-year manager for the Kansas men's basketball program, including the 2021-22 NCAA National Championship season ... Dished out his first career assist in win over Brown (12.22).



15

WILL THENGVALL

Freshman • G • 6-3 • 185 • Wichita, Kan. • Kapaun Mount Carmel Catholic HS • Twitter: @WillThengvall • IG: @will.thengvall

2024-25 SEASON STATS

| PPG    | RPG | APG | FG% | 3FG% | FT% |
|--------|-----|-----|-----|------|-----|
| 0.0    | 0.3 | 0.3 | -   | -    | -   |
| CAREER |     |     |     |      |     |
| 0.0    | 0.3 | 0.3 | -   | -    | -   |

CAREER HIGHS

|             |   |                               |
|-------------|---|-------------------------------|
| Points      | - | -                             |
| Field Goals | - | -                             |
| Rebounds    | 1 | vs. Furman (11.30.24)         |
| Assists     | 1 | vs. Furman (11.30.24)         |
| Blocks      | - | -                             |
| Steals      | - | -                             |
| Minutes     | 2 | 3x, last vs. Brown (12.22.24) |

NOTES

An invited walk-on ... Has played in three games in 2024-25 ... A multi-sport athlete in high school ... Comes from a family of athletes as his older brother, Henry, plays basketball at Wichita State and his twin brother, Nathan, is on the Kansas track and field team ... Finance major ... Logged two minutes of playing time in the season opener versus Howard (11.4) ... Recorded his first career rebound and assists against Furman (11.30).



22

DILLON WILHITE

RS-Junior • F • 6-9 • 240 • San Diego, Calif. • Cathedral Catholic HS • Twitter: @dillonwilhite • IG: @dillon.wilhite

2024-25 SEASON STATS

| PPG    | RPG | APG | FG%  | 3FG% | FT%  |
|--------|-----|-----|------|------|------|
| 0.0    | 0.3 | 0.0 | -    | -    | -    |
| CAREER |     |     |      |      |      |
| 0.2    | 0.2 | 0.0 | 33.3 | -    | 25.0 |

CAREER HIGHS

|             |   |                                  |
|-------------|---|----------------------------------|
| Points      | 3 | vs. Manhattan College (11.10.23) |
| Field Goals | 1 | vs. Manhattan College (11.10.23) |
| Rebounds    | 1 | 4x, last vs. Brown (12.22.24)    |
| Assists     | - | -                                |
| Blocks      | - | -                                |
| Steals      | - | -                                |
| Minutes     | 6 | at Houston (3.9.24)              |

NOTES

Has played in 17 games while at Kansas, including three in 2024-25 ... Was a redshirt on Kansas' 2022 NCAA National Championship team ... Comes from an athletic family as his sisters play volleyball at Georgetown, his father, who grew up in Lawrence, played golf at TCU and he has three cousins who played college football and an aunt who played college golf ... Recorded his first rebound of 2024-25 season against Brown (12.22).



24

KJ ADAMS

Senior • F • 6-7 • 235 • Austin, Texas • Westlake HS • Twitter: @kj\_axt • IG: @kjadams

2024-25 SEASON STATS

| PPG    | RPG | APG | FG%  | 3FG% | FT%  |
|--------|-----|-----|------|------|------|
| 8.8    | 3.8 | 2.1 | 55.0 | -    | 78.3 |
| CAREER |     |     |      |      |      |
| 8.0    | 3.2 | 1.8 | 60.0 | .000 | 61.8 |

CAREER HIGHS

|             |    |                                   |
|-------------|----|-----------------------------------|
| Points      | 22 | 3x, last vs. Furman (11.30)       |
| Field Goals | 10 | 2x, last vs. Furman (11.30)       |
| Rebounds    | 11 | vs. Wichita State (12.30.23)      |
| Assists     | 7  | vs. Houston (2.3.24)              |
| Blocks      | 3  | 4x, last vs. NC State (12.14.24)  |
| Steals      | 4  | 3x, last at Kansas State (2.5.24) |
| Minutes     | 43 | at Kansas State (2.5.24)          |

NOTES

Wooden Award Preseason Top 50 Watch List ... Is 3rd on Kansas' all-time career FG% list at 60.0% (391-652) ... Has started in each of Kansas' 12 games in 2024-25 ... Scored 14 points against UNC (11.8) ... In win over Duke, played 33 minutes and recorded 8 points, 3 steals, 3 assists and a career-high tying 3 blocks (11.26) ... Recorded a career-high tying 22 points on a career-high tying 10 made FG against Furman (11.30) ... Scored 11 points and went 5-of-5 from FT at Missouri (12.8) ... Tied career high in blocks with 3 and pulled down 6 rebounds against NC State (12.14) ... Scored 10 points against Brown (12.22).



25

JUSTIN CROSS

Junior • F • 6-8 • 200 • Oak Park, Ill. • Oak Park River Forest HS/John A. Logan College • Twitter: @JCross\_4 • IG: @justin.cross4

2024-25 SEASON STATS

| PPG    | RPG | APG | FG%   | 3FG% | FT% |
|--------|-----|-----|-------|------|-----|
| 1.0    | 0.5 | 0.3 | 1.000 | -    | -   |
| CAREER |     |     |       |      |     |
| 1.0    | 0.5 | 0.3 | 1.000 | -    | -   |

CAREER HIGHS

|             |   |                               |
|-------------|---|-------------------------------|
| Points      | 2 | 2x, last vs. Brown (12.22.24) |
| Field Goals | 1 | 2x, last vs. Brown (12.22.24) |
| Rebounds    | 1 | 2x, last vs. Brown (12.22.24) |
| Assists     | 1 | vs. Howard (11.4.24)          |
| Blocks      | 1 | 2x, last vs. Brown (12.22.24) |
| Steals      | 1 | vs. Brown (12.22.24)          |
| Minutes     | 3 | vs. Oakland (11.16.24)        |

NOTES

An invited walk-on who did not see any action in his first season at Kansas in 2023-24 ... Has played in four games in 2024-25 and scored his first points as a Jayhawk against Oakland (11.16) ... Tied his career high in points (2), FGM (1), rebounds (1), blocks (1) and logged his first career steal against Brown (12.22).



40

FLORY BIDUNGA

Freshman • F • 6-9 • 220 • Democratic Republic of Congo • Kokomo HS • Twitter: @FBidunga • IG: @flory\_bidunga

2024-25 SEASON STATS

| PPG    | RPG | APG | FG%  | 3FG% | FT%  |
|--------|-----|-----|------|------|------|
| 6.3    | 5.4 | 0.1 | 82.9 | -    | 46.7 |
| CAREER |     |     |      |      |      |
| 6.3    | 5.4 | 0.1 | 82.9 | -    | 46.7 |

CAREER HIGHS

|             |    |                                       |
|-------------|----|---------------------------------------|
| Points      | 13 | vs. Howard (11.4.24)                  |
| Field Goals | 6  | vs. Howard (11.4.24)                  |
| Rebounds    | 11 | vs. West Virginia (12.31.24)          |
| Assists     | 1  | vs. Furman (11.30)                    |
| Blocks      | 2  | 2x, last vs. Brown (12.22.24)         |
| Steals      | 2  | vs. Howard (11.4.24)                  |
| Minutes     | 17 | 2x, last vs. West Virginia (12.31.24) |

NOTES

A freshman who has played in every game this season for at least 7 minutes or more ... Has logged four games this season with 8 or more rebounds ... Season high of 13 points came in his Jayhawk debut as he has scored 5+ points in eight games this season ... Scored 8 points on a perfect 4-for-4 from FG and brought down 6 rebounds, including a career-high tying 2 blocked shots against Brown (12.22) ... Pulled down a career-high 11 rebounds and added 8 points on a perfect 4-of-4 shooting against West Virginia (12.31).



41

ZACH CLEMENCE

RS-Junior • F • 6-11 • 230 • San Antonio, Texas • Sunrise Christian Academy • Twitter: @BIGZTEXAS • IG: @zachary\_clemence

2024-25 SEASON STATS

| PPG    | RPG | APG | FG%  | 3FG% | FT%  |
|--------|-----|-----|------|------|------|
| 1.4    | 1.4 | 0.4 | 44.4 | .000 | 60.0 |
| CAREER |     |     |      |      |      |
| 1.7    | 1.5 | 0.3 | 36.1 | 23.8 | 47.5 |

CAREER HIGHS

|             |    |                                       |
|-------------|----|---------------------------------------|
| Points      | 10 | vs. Oklahoma (1.10.23)                |
| Field Goals | 3  | vs. Stony Brook (11.18.21)            |
| Rebounds    | 6  | 2x, last vs. Oklahoma State (2.14.22) |
| Assists     | 3  | vs. Texas Southern (3.17.22)          |
| Blocks      | 3  | vs. Kansas State (1.31.23)            |
| Steals      | 2  | 3x, last at Creighton (12.4.24)       |
| Minutes     | 15 | vs. Kansas State (1.31.23)            |

NOTES

Was a redshirt for the 2023-24 season ... Has played in eight games for 2024-25 and is averaging 5.3 minutes per game ... Played a season-high 14 minutes in Kansas' season opener against Howard (11.4) ... A member of the 2022 NCAA National Championship team where he played in 24 games and averaged 2.1 ppg in 2021-22 ... Pulled down 3 rebounds and dished out 2 assists against Furman (11.30) ... Scored 4 points and grabbed a career-high tying 2 steals against Creighton (12.4).


## TV/RADIO ROSTER



**0 SHAKEEL MOORE**  
Gr. / G / 6-1 / 190  
Greensboro, N.C.




**1 HUNTER DICKINSON**  
Gr. / C / 7-2 / 260  
Alexandria, Va.



**2 AJ STORR**  
Jr. / G / 6-6 / 205  
Rockford, Ill.



**3 DAJUAN HARRIS JR.**  
Gr. / G / 6-2 / 175  
Columbia, Mo.



**4 RAKEASE PASSMORE**  
Fr. / G / 6-6 / 185  
Palatka, Fla.



**5 ZEKE MAYO**  
Sr. / G / 6-4 / 185  
Lawrence, Kan.



**6 RYLAN GRIFFEN**  
Jr. / G / 6-6 / 185  
Dallas, Texas




**7 NOAH SHELBY**  
Jr. / G / 6-2 / 195  
McKinney, Texas



**8 DAVID COIT**  
Sr. / G / 5-11 / 175  
Columbus, N.J.



**11 JAMARI MCDOWELL**  
So. / G / 6-4 / 180  
Houston, Texas




**12 WILDER EVERS**  
RS-So. / G / 6-4 / 195  
Birmingham, Ala.



**13 ELMARKO JACKSON**  
So. / G / 6-3 / 195  
Marlton, N.J.




**14 PATRICK CASSIDY**  
Sr. / G / 6-1 / 185  
Columbus, Kan.



**15 WILL THENGVALL**  
Fr. / G / 6-4 / 190  
Wichita, Kan.



**22 DILLON WILHITE**  
RS-Jr. / F / 6-9 / 240  
San Diego, Calif.



**24 KJ ADAMS JR.**  
Sr. / F / 6-7 / 235  
Austin, Texas



**25 JUSTIN CROSS**  
RS-Jr. / F / 6-8 / 190  
Oak Park, Ill.



**40 FLORY BIDUNGA**  
Fr. / F / 6-9 / 230  
D.R. of Congo



**41 ZACH CLEMENCE**  
RS-Jr. / F / 6-11 / 230  
San Antonio, Texas



**BILL SELF**  
Head Coach  
22nd Year at Kansas



**KURTIS TOWNSEND**  
Assistant Coach  
21st Year at Kansas



**NORM ROBERTS**  
Assistant Coach  
14th Year at Kansas



**JEREMY CASE**  
Assistant Coach  
10th Year at Kansas



**JOE DOOLEY**  
Assistant Coach  
13th Year at Kansas



**CHASE BUFORD**  
Assistant Coach  
1st Year at Kansas



**FRED QUARTLEBAUM**  
Director of Operations  
12th Year at Kansas



**BRENNAN BECHARD**  
Director of Scouting  
14th Year at Kansas



**DOC SADLER**  
Advisor  
3rd Year at Kansas



**DR. RAMSEY NIJEM**  
Dir. of Sport Performance  
6th Year at Kansas