



# ARIZONA BASKETBALL

## GAME 15

Saturday, Jan. 11, 2025 • 8:00 p.m. MST • McKale Center (Tucson, Ariz.)

### SCHEDULE

#### OCTOBER

21	Eastern New Mexico (Exh.)	W, 117-54
28	Point Loma (Exh.)	W, 113-64

#### NOVEMBER

4	Canisius	W, 93-64
9	Old Dominion	W, 102-44
15	at Wisconsin	L, 103-88
22	Duke	L, 69-55
27	vs. Davidson ^	W, 104-71
28	vs. Oklahoma ^	L, 82-77
29	vs. West Virginia ^	L, 83-76 (ot)

#### DECEMBER

7	Southern Utah	W, 102-66
14	vs. #24 UCLA	L, 57-54
18	Samford	W, 96-64
21	Central Michigan	W, 94-41
30	TCU*	W, 90-81

#### JANUARY

4	at Cincinnati*	W, 72-67
7	at West Virginia*	W, 75-56
11	UCF*	8:00pm ESPN
14	Baylor*	9:00pm ESPN
18	at Texas Tech*	12:00pm ABC/ESPN2
21	at Oklahoma State*	7:00pm ESPN
25	Colorado*	1:00pm ESPN+
27	Iowa State*	8:30pm ESPN

#### FEBRUARY

1	at Arizona State*	11:00am CBS
4	at BYU*	9:00pm ESPN/2
8	Texas Tech*	8:00pm ESPN
11	at Kansas State*	6:00pm ESPN+
15	Houston*	12:00pm ESPN/2
17	at Baylor*	8:00pm ESPN
22	BYU*	6/8pm ESPN/2
26	Utah*	7:00pm ESPN+

#### MARCH

1	at Iowa State*	7:00pm ESPN
4	Arizona State*	9:00pm ESPN2/U
8	at Kansas*	2:00pm ESPN

11-15 Big 12 Tournament (Kansas City)

**BOLD** - home game | *ITALICS* - neutral site game

\* - Big 12 Conference game

^ - Battle4Atlantis (Paradise Island, Bahamas)

### COMMUNICATIONS

All media requests should be directed to Arizona's Associate Director for Communications **Nate Wiechers** via email ([nwiechers@arizona.edu](mailto:nwiechers@arizona.edu)) or at (812) 345-1991. Credential requests can be made by visiting [ArizonaWildcats.com/MBBCredentials](http://ArizonaWildcats.com/MBBCredentials).

### CENTRAL FLORIDA KNIGHTS

Record: 11-3, 2-1 Big 12  
AP/Coaches Poll: -- | --  
NET / KenPom: 77 | 76  
KenPom Off (93) | Def (86)  
Head Coach: Johnny Dawkins  
Record at School (yrs): 159-106 (9th)  
Career Record: 315-221 (17th)



VS



### ARIZONA WILDCATS

Record: 9-5, 3-0 Big 12  
AP/Coaches Poll: rv | rv  
NET / KenPom: 14 | 13  
KenPom Off (15) | Def (21)  
Head Coach: Tommy Lloyd  
Record at UA (yrs): 97-25 (4th)  
Overall Record: Same

#### WATCH




Television: .....ESPN  
Pxp: .....Dave Pasch  
Color: .....Sean Farnham

#### LISTEN



Radio: .....1290AM  
PxP: .....Brian Jeffries  
Color: .....Ryan Hansen

#### FOLLOW



Live Stats: .... [arizonastats.com](http://arizonastats.com)  
Instagram: .... @ArizonaMBB  
Twitter: ..... @ArizonaMBB

### STARTING FIVE

- 1) The 2024-25 season marks the **121st season** for Arizona men's basketball. The Wildcats record in that span is 1898-991.
- 2) With wins at No. 16 Cincinnati and No. 21 West Virginia last week, it marked the first time since 2003 that Arizona won back-to-back games on the road against ranked opponents.
- 3) Arizona enters tonight's game on a **5-game winning streak**, shooting 52.9% overall during the streak and holding opponents to 28.9% shooting from the 3-point line.
- 4) **KJ Lewis** scored a career-high 21 points in the win at West Virginia on Tuesday. **Henri Veesaar** set a new career high with three blocks against the Mountaineers.
- 5) The Wildcats are 53-4 (.930) at home over the last three-plus seasons under Lloyd, tied for the sixth-best winning percentage in the country.

### SERIES HISTORY

- Tonight's meeting will be the first between the two schools

### NOTING THE WILDCATS (CONTINUED ON PAGE 4)

- Freshman **Carter Bryant** has taken his game up a level in Big 12 play, averaging 9.3 points, 3.3 rebounds and shooting 11 of 14 (78.6%) from the floor and 4 of 7 (57.1%) from long range.
- Over the last three games, **Jaden Bradley** is averaging 13.3 points, 2.7 rebounds and 4.3 assists while shooting 56% from the floor.
- Redshirt sophomore **Henri Veesaar** leads Arizona in total plus-minus when he's on the court (+183) despite coming off the bench every game. In the last seven games, Veesaar is averaging 9.1 points, 5.7 rebounds and shooting 61% from the floor in 20 minutes per game.
- **Caleb Love** is 7th in the Big 12 in scoring, averaging 15.8 points per game for the entire season. In his Arizona career - 50 games - he has scored 869 points (17.4ppg).
- **Tobe Awaka** is third in the Big 12 in offensive rebounds per game (3.21). He is averaging career highs in points (7.4), rebounds (7.3) and assists (1.0) in his first year at Arizona.
- Despite the five losses in non-conference play, the Wildcats are **No. 14** in the NET rankings and **No. 13** in KenPom.
- During the last five games, Arizona has 102 assists and just 51 turnovers. In the 9 games, prior to that, The Wildcats had 139 assists to 115 turnovers.
- In the two road games last week at Cincinnati and at West Virginia, Arizona's defense held the two opponents to a combined 13 of 54 (24%) from the 3-point line. For the season, opponents are shooting just 31.3% from long distance against the Wildcats.
- Lloyd's **97 wins** are the sixth-most in the country since he became head coach prior to the 2021-22 season.
- In Arizona's **nine wins** this season, the Wildcats are averaging 92 points as a team. In the five **losses**, they are averaging 70.0 points.
- Arizona has registered a **10-0 run** or better 16 times through 12 games this season, tied for 16th most in the country. On the flip side, the Wildcats have allowed a 10-0 run just twice. (*source: EvanMiya.com*)
- With 31.79 points per game coming from the bench, Arizona ranks 22nd in the country.

**#0 • JADEN BRADLEY | 6-3 • 200 • JR. • GUARD • ROCHESTER, N.Y. (ALABAMA)**

- LAST GM: 15p (6-10fg), 4r, 5a, 1to at WVU
- Career high 22 points vs. WIS
- 53 assists, 25 turnovers this season

- 28 steals (leads team)
- 15p (7-10 fg), 4a, 0to in season opener
- ranked 9th in the country in defensive

rating last year according to EvanMiya.com

SEASON	TEAM	GP-GS	MIN/AVG	FG-FGA	FG%	3FG-3FGA	3FG%	FT-FTA	FT%	OFF	DEF	TOT	AVG	PF-FO	A	TO	BLK	STL	PTS	AVG
2024-25	UA	14-14	433/30.9	60-123	.488	9-26	.346	36-47	.766	10	35	45	3.2	22-0	53	25	1	28	165	11.8

**#1 • CALEB LOVE | 6-4 • 205 • 5TH • GUARD • ST. LOUIS, MO. (NORTH CAROLINA)**

- LAST GM: 9p, 2r, 1a, 1s, 1b at WVU
- 2,345 career points; 5th-most by active D1
- Preseason All-American First Team (AP)

- 1st team Preseason All-Big 12
- 2024-25 Jerry West Award Watch List
- Avg. 20.3 ppg in Bahamas

- 2nd team All-American last year
- Pac-12 Player of the Year (2024)
- 17p, 6a, 0to in season opener

SEASON	TEAM	GP-GS	MIN/AVG	FG-FGA	FG%	3FG-3FGA	3FG%	FT-FTA	FT%	OFF	DEF	TOT	AVG	PF-FO	A	TO	BLK	STL	PTS	AVG
2024-25	UA	14-14	432/30.8	78-194	.402	33-109	.303	32-37	.865	5	54	59	4.2	17-1	39	25	5	18	221	15.8

**#3 • ANTHONY DELL'ORSO | 6-6 • 190 • JR. • GUARD • MELBOURNE, AUSTRALIA (CAMPBELL UNIV.)**

- LAST GM: 10p (2-4 3fg), 3r, 2a, 1s at WVU
- scored 7p in Arizona debut vs. Canisius
- 1,170 career points

- Played last two seasons at Campbell Univ.
- named 2nd team All-CAA as sophomore
- 2023 Big South Conf. Freshman of the Year

- Avg. 19.5 points in 2023-24
- 624 points scored in 2023-24 are sixth-most in Campbell history

SEASON	TEAM	GP-GS	MIN/AVG	FG-FGA	FG%	3FG-3FGA	3FG%	FT-FTA	FT%	OFF	DEF	TOT	AVG	PF-FO	A	TO	BLK	STL	PTS	AVG
2024-25	UA	14-5	254/18.2	39-90	.433	23-54	.426	20-24	.833	7	15	22	1.6	12-0	18	9	3	8	121	8.6

**#4 • TREY TOWNSEND | 6-6 • 235 • 5TH • FORWARD • OXFORD, MICH. (OAKLAND UNIV.)**

- LAST GM: 5p, 5r at WVU
- 2024-25 Karl Malone Award Watch List
- Scored 1,943 career points

- Played last 4 seasons at Oakland
- 2024 Horizon League Player of the Year
- MVP of Horizon League Tournament

- Had 17p, 12r in upset of Kentucky in NCAAT
- Had 30p, 13r in OT loss to NC State in NCAAT

SEASON	TEAM	GP-GS	MIN/AVG	FG-FGA	FG%	3FG-3FGA	3FG%	FT-FTA	FT%	OFF	DEF	TOT	AVG	PF-FO	A	TO	BLK	STL	PTS	AVG
2024-25	UA	14-14	364/26.0	53-100	.530	4-19	.211	25-31	.806	22	40	62	4.4	16-0	18	25	2	2	135	9.6

**#30 • TOBE AWAKA | 6-8 • 250 • JR. • FORWARD • HYDE PARK, N.Y. (TENNESSEE)**

- LAST GM: 2p, 7r, 2a, 1s, 1b at WVU
- 3 double-doubles this season (leads team)
- Career high 18p & career high 15r vs. ODU

- Played last two seasons at Tennessee
- Appeared in 69 games at UT, averaging 4.2p, 4.2r

- Was member of USA Basketball U19 World Cup team in 2023 (11.6p, 10.6r)

				Field Goals		3-Point		F-Throws		Rebounds									Scoring	
2023-24	UT	35-0	458/13.1	65-110	.591	0-0	.000	49-66	.742	74	86	160	4.6	87-3	9	23	22	10	179	5.1

**#5 • KJ LEWIS | 6-4 • 205 • SOPH. • GUARD • EL PASO, TEXAS (DUNCANVILLE HS)**

- LAST GM: 21p (9-13fg), 3r, 4a, 2s at WVU
- Career-high 8 assists vs. TCU (1 turnover)
- Career-high 21 points at WVU

- 2024-25 Julius Erving Award Watch List
- 2023-24 Pac-12 All-Freshman Hon. Ment.
- 2.3 assist/to ratio last year - 9th nationally

among freshmen w/ at least 69 ast.

- 38 steals were T9th by UA freshman in school history

SEASON	TEAM	GP-GS	MIN/AVG	FG-FGA	FG%	3FG-3FGA	3FG%	FT-FTA	FT%	OFF	DEF	TOT	AVG	PF-FO	A	TO	BLK	STL	PTS	AVG
2024-25	UA	14-6	358/25.6	51-101	.505	6-27	.222	41-47	.872	18	44	62	4.4	33-2	37	26	10	21	149	10.6

**#9 • CARTER BRYANT | 6-8 • 225 • FR. • FORWARD • RIVERSIDE, CALIF. (CORONA CENTENNIAL HS)**

- LAST GM: 7p, 3r, 1a, 1s at WVU
- Started three games
- Scored 6 points in college debut (11/4)

- McDonald's All-American as senior
- Son of Sabrina Torres & D'Cean Bryant
- Father played MBB at Long Beach State

- Aunt, Shaquillah Torres, played volleyball at Arizona (2011-13)

SEASON	TEAM	GP-GS	MIN/AVG	FG-FGA	FG%	3FG-3FGA	3FG%	FT-FTA	FT%	OFF	DEF	TOT	AVG	PF-FO	A	TO	BLK	STL	PTS	AVG
2024-25	UA	14-3	218/15.6	28-55	.509	11-33	.333	10-19	.526	10	32	42	3.0	25-0	18	9	7	15	77	5.5

**#13 • HENRI VEESAAR | 7-0 • 235 • R-SO. • FORWARD • TALLINN, ESTONIA (REAL MADRID)**

- LAST GM: 6p, 7r, 2s, 3b at WVU
- had 8p, 2r, 2a, 1b, 1s in season opener
- Redshirt last season after elbow injury

- Appeared in 29 games as a freshman
- scored career-high 16 points as freshman
- participated with Estonia senior national

- team in 2021; youngest Estonian to play in FIBA qualifier

SEASON	TEAM	GP-GS	MIN/AVG	FG-FGA	FG%	3FG-3FGA	3FG%	FT-FTA	FT%	OFF	DEF	TOT	AVG	PF-FO	A	TO	BLK	STL	PTS	AVG
2024-25	UA	14-0	230/16.4	35-62	.565	3-14	.214	24-34	.706	23	43	66	4.7	33-0	17	15	12	9	97	6.9

**#34 • EMMANUEL STEPHEN | 6-11 • 230 • FR • CENTER • LAGOS, NIGERIA (DREAM CITY [ARIZ.])**

- LAST GM: 0p, 0r in 1:35 at WVU
- Has appeared in three games
- Played a total of 13 mintues this season

- had six points, six rebounds vs. CMU
- has been playing basketball for six years
- arrived in United States for high school

SEASON	TEAM	GP-GS	MIN/AVG	FG-FGA	FG%	3FG-3FGA	3FG%	FT-FTA	FT%	OFF	DEF	TOT	AVG	PF-FO	A	TO	BLK	STL	PTS	AVG
2024-25	UA	3-0	13/4.3	4-4	1.000	0-0	.000	0-2	.000	1	6	7	2.3	4-0	1	0	1	0	8	2.7

**#55 • CONRAD MARTINEZ | 6-0 • 175 • SOPH. • GUARD • GRANOLLERS, SPAIN (JUVENTUS BADALONA)**

- LAST GM: 0p, 1r in 2:41 at WVU
- 5p in season opener
- 16 assists, 2 turnovers this season

- Had 4p, 1s at Colorado as a freshman
- Played for Spain U20 Eurobasket team this summer, avg. 3.3p, 3.7a in 7 games

- made a 3FG in his collegiate debut last year

SEASON	TEAM	GP-GS	MIN/AVG	FG-FGA	FG%	3FG-3FGA	3FG%	FT-FTA	FT%	OFF	DEF	TOT	AVG	PF-FO	A	TO	BLK	STL	PTS	AVG
2024-25	UA	10-0	76/7.6	8-12	.667	3-6	.500	7-8	.875	0	7	7	0.7	7-0	16	2	0	4	26	2.6



ABOUT ARIZONA

Location	Tucson, Ariz.
Enrollment	51,134
Founded	1885
Nickname	Wildcats
Colors	Cardinal & Navy
President	Dr. Robert C. Robbins
Athletic Director	Desiree' Reed-Francois
Faculty Athletics Rep.	Ricardo Valerdi
Conference	Pac-12 Conference
Arena (Built)	McKale Center (1973)
Capacity	14,688
Web Site	arizonawildcats.com

2023-24 SEASON RECAP

Overall Record	27-9
Home Record	15-1
Road Record	7-4
Neutral Record	5-4
Pac-12 Record	15-5
Pac-12 Finish	1st
Final National Ranking	#11 (AP); #12 (Coaches)
2024 Postseason	Lost in Sweet 16
Starters Returning/Lost	1/4
Letterwinners Returning/Lost	8/7

Top Returning Players	
Caleb Love (5th)	18.0ppg, 4.8rpg, 92 3FG
Jaden Bradley (Jr.)	7.0ppg, 2.0 apg, 46% 3FG
KJ Lewis (So.)	6.1ppg, 3.1rpg, 1.0spg
Motiejus Krivas (So.)	5.4ppg, 4.2rpg
Key Players Lost	
Oumar Ballo	1st Team All Pac-12
Pelle Larsson	#44 Pick in NBA Draft (Heat)
Keshad Johnson	NBA contract w/ Heat
Kylan Boswell	starting PG; 9.6ppg

PROGRAM HISTORY

First Season	1904-05
All-Time Record	1,889-986 (.657)+
NCAA Tournament Apps.	38 (Last: 2024)
NCAA Tournament Record	60-37 (.619)+
Final Four Appearances	4 (Last: 2001)
Pac-12 Tournament Record	35-15 (.700)+
Pac-12 Reg. Season Titles	16 (Last: 2024)+
Pac-12 Tournament Titles	7 (Last: 2023)+

+ - adjusted for vacated games due to NCAA infractions; does not include 2024-25 season

BIG 12 PRESEASON POLL

- Kansas (9) - 215 points
- Houston (5) - 211
- Iowa State (1) - 194
- Baylor - 185
- Arizona (1) - 179
- Cincinnati - 140
- Texas Tech - 135
- Kansas State - 133
- BYU - 116
- TCU - 90
- UCF - 83
- Arizona State - 64
- West Virginia - 62
- Oklahoma State - 46
- Colorado - 37
- Utah - 30

2024-25 ROSTER

No.	Name	Class	Pos.	Ht.	Wt.	Hometown (Previous School)
0	Jaden Bradley	Jr.	G	6-3	200	Rochester, N.Y. (Alabama)
1	Caleb Love	5th	G	6-4	205	St. Louis, Mo. (North Carolina)
2	Addison Arnold*	R-Fr.	G	6-3	185	Simi Valley, Calif. (Royal HS)
3	Anthony Dell'Orso	Jr.	G	6-6	190	Melbourne, Australia (Campbell)
4	Trey Townsend	5th	F	6-7	235	Oxford, Mich. (Oakland University)
5	KJ Lewis	So.	G	6-4	210	El Paso, Texas (Duncanville)
8	Jackson Francois*	Jr.	G	6-5	160	Las Vegas, Nev. (Missouri)
9	Carter Bryant	Fr.	F	6-8	225	Riverside, Calif. (Centennial)
11	Liam Lloyd*	5th	G	6-5	190	Spokane, Wash. (Northern Arizona)
12	Will Kuykendall*	R-Fr.	G	6-3	175	Santa Maria, Calif. (St. Joseph's HS)
13	Henri Veesaar	R-So.	F	7-0	235	Tallinn, Estonia (Real Madrid)
14	Motiejus Krivas	So.	C	7-2	260	Siauliai, Lithuania (Kaunas Zalgiris 2)
15	Grant Weitman*	5th	G	6-4	205	Tucson, Ariz. (Salpointe HS)
21	Jackson Cook*	R-Fr.	G	6-2	175	Oxford, England (Montverde Acad.)
24	Luke Champion*	R-Sr.	F	6-8	205	Suwanee, Ga. (Missouri Western State)
30	Tobe Awaka	Jr.	F	6-9	250	Hyde Park, N.Y. (Tennessee)
33	Will Menaugh*	Sr.	F	6-10	245	Tucson, Ariz. (Catalina Foothills HS)
34	Emmanuel Stephen	Fr.	F	6-11	230	Lagos, Nigeria (Dream City [Ariz.])
42	Sven Djopmo*	So.	G	6-2	190	Reims, France (Nanterre U21)
55	Conrad Martinez	So.	G	6-0	175	Granollers, Spain (Joventut)

\* - non-scholarship

COACHING & SUPPORT STAFF

Head Coach:	Tommy Lloyd, 4th season (Whitman '97)
Associate Head Coach:	Jack Murphy, 6th season (Arizona '02)
Assistant Coach:	Steve Robinson, 4th season (Radford '81)
Assistant Coach:	TJ Benson, 4th season (Weber State '09)
Assistant Coach:	Rem Bakamus, 4th season (Gonzaga '17)
Assistant Coach:	Ken Nakagawa, 4th season (Long Beach State '14)
President of Basketball Operations:	Matt King, 1st season (New Mexico '04)
Athletic Trainer:	Justin Kokoskie, 22nd season (Pitt '00, Arizona '02)
Strength & Conditioning Coach:	Chris Rounds, 16th season (Buffalo '97, Kentucky '00)
Director of Player Relations:	Jason Gardner, 4th season (Arizona '11)
Director of Basketball Operations:	Evan Manning, 2nd season (Kansas '16)
Graduate Assistants:	Przemek Karnowski, 3rd season (Gonzaga '16); Nico Ortiz, 1st season (Arizona '24)

PRONUNCIATION GUIDE

TOBE AWAKA	Toe-BAY Uh-WAH-Kuh
Henri VEESAAR	VAY-sar
Grant WEITMAN	White-man
Jackson FRANCOIS	FRAN-swah
Motiejus Krivas	Mo-TEE-AY-yus Kree-vahs
Will MENAUGH	Men-awe
Will Kuykendall	Kirk-en-doll
Emmanuel STEPHEN	STEFF-in
Sven Djopmo	Jop-mo



ASSOCIATED PRESS TOP 25  
(JAN. 6, 2025)

Rnk	Team (First place)	Record	Votes
1	Tennessee(45)	14-0	1484
2	Auburn(15)	13-1	1453
3	Iowa State	12-1	1369
4	Duke	12-2	1309
5	Alabama	12-2	1260
6	Kentucky	12-2	1154
7	Marquette	13-2	1134
8	Florida	13-1	1045
9	UConn	12-3	964
10	Texas A&M	12-2	924
11	Kansas	10-3	809
12	Houston	10-3	768
13	Illinois	11-3	693
14	Mississippi State	13-1	690
15	Oregon	13-2	624
16	Michigan State	12-2	616
17	Oklahoma	13-1	553
18	Gonzaga	12-4	469
19	Memphis	12-3	384
20	Purdue	11-4	374
21	West Virginia	11-2	277
22	UCLA	11-3	234
23	Ole Miss	12-2	219
24	Michigan	11-3	160
25	Utah State	14-1	119

COACHES POLL TOP 25  
(JAN. 6, 2025)

Rnk	Team (First place)	Record	Votes
1	Tennessee(21)	14-0	765
2	Auburn(10)	13-1	749
3	Iowa State	12-1	711
4	Duke	12-2	670
5	Alabama	12-2	651
6	Marquette	13-2	581
7	Kentucky	12-2	560
8	Florida	13-1	529
9	Texas A&M	12-2	488
10	UConn	12-3	461
11	Houston	10-3	454
12	Kansas	10-3	438
13	Mississippi State	13-1	372
14	Michigan State	12-2	350
15	Illinois	11-3	300
16	Oklahoma	13-1	287
17	Oregon	13-2	284
18	Gonzaga	12-4	246
19	Purdue	11-4	228
20	Memphis	12-3	192
21	UCLA	11-3	147
22	Ole Miss	12-2	119
23	West Virginia	11-2	110
24	Michigan	11-3	98
25	Utah State	14-1	73

ARIZONA WEEK-BY-WEEK

DATE	AP	COACHES
Preseason	10	9
Nov. 11	9	8
Nov. 18	17	17
Nov. 25	24	22
Dec. 2	--	--
Dec. 9	--	--
Dec. 16	--	--
Dec. 23	--	--
Dec. 30	--	--
Jan. 6	rv	rv

NOTING THE WILDCATS (CONT.)

• Arizona leads the Big 12 and is 9th in the country in rebound margin (+10.1), and is 13th in rebounds per game (41.43).

• **Motiejus Krivas** is out for the rest of the season with a left ankle injury sustained prior to the Dec. 14 game vs. UCLA.

• Under head coach Tommy Lloyd, Arizona is 22-10 (.687) in **regular season conference road games**.

• According to KenPom.com's "Luck Rating", Arizona ranks 346th out of 364 teams. The rating is the deviation between a team's actual winning percentage and the expected winning percentage based on KenPom's metrics.

• In 122 games under Lloyd, Arizona has registered **20+ assists** in a game 58 times.

• The Wildcats have ranked in the **top four nationally** in assists per game every season under Lloyd. Arizona led the country in 2021-22 at 19.6 apg, was second in 2022-23 at 18.9 apg and then ranked fourth in 2023-24 with 18.5 apg. This year, the Wildcats are 66th in the country.

• The 665 assists by Arizona during the 2023-24 season were **the third-most in school history**. Under Lloyd, Arizona has registered three of the top four seasons in team assists in program history.

• Last year, Arizona ranked second in the country in points per game (87.1), second in fastbreak points (16.4), second in rebounds per game (42.5), third in rebound margin (+9.9), fourth in the country in assists per game (18.5), fifth in defensive rebounds per game (29.5), fifth in scoring margin (+15.1).

1,000 POINT WATCH

In 50 games as a Wildcat, Caleb Love has scored 869 points as he looks to become the 56th player in Arizona history to reach 1,000 points during their time in Tucson.

He would be the fourth Wildcat to reach 1,000 points under Lloyd, joining Azuolas Tubelis, Oumar Ballo and Pelle Larsson.

RECORD VS. TOP 25

Since Arizona head coach Tommy Lloyd took over as head coach at Arizona prior to the 2021-22 season, he is 16-9 against AP Top 25 teams. That .640 winning percentage ranks fourth in the country as of Jan. 9, 2025 (min. 20 games played):

1. Purdue	21-9 (.700)
2. Connecticut	23-11 (.676)
3. Memphis	13-7 (.650)
4. Arizona	16-9 (.640)

LLOYD VS. RANKED OPPONENTS  
(16-9)

Date	Opponent (rank)	Result
11/21/21	vs. Michigan (4)	W, 80-62
12/22/21	at Tennessee (19)	L, 73-77
1/25/22	at UCLA (7)	L, 59-75
2/3/22	UCLA (3)	W, 76-66
2/5/22	USC (19)	W, 72-63
3/1/22	at USC (16)	W, 91-71
3/12/22	vs. UCLA (13)	W, 84-76
3/24/22	vs. Houston (15)	L, 60-72
11/22/22	vs. San Diego St. (17)	W, 87-70
11/23/22	vs. Creighton (10)	W, 81-79
12/10/22	vs. Indiana (14)	W, 89-75
12/17/22	Tennessee (6)	W, 75-70
1/21/23	UCLA (5)	W, 58-52
3/4/23	at UCLA (4)	L, 73-82
3/11/23	vs. UCLA (2)	W, 61-59
11/10/23	at Duke (2)	W, 78-73
11/23/23	vs. Michigan St. (21)	W, 74-68
12/2/23	Wisconsin (23)	W, 98-73
12/16/23	vs. Purdue (3)	L, 84-92
12/23/23	vs. FAU (14)	L, 95-96 (2ot)
2/22/24	vs. Washington St. (21)	L, 74-77
11/22/24	Duke (12)	L, 55-69
12/14/24	vs. UCLA (24)	L, 54-57
1/4/25	at Cincinnati (16)	W, 72-67
1/7/25	at West Virginia (21)	W, 75-56

MAGIC NUMBER: 90

Arizona is 42-1 under Tommy Lloyd when scoring at least 90 points in a game, including all 7 wins this season. The lone loss was a 96-95 double overtime defeat against FAU on Dec. 23, 2023.



STAT TRACKER

CAREER POINTS

Caleb Love	2,345
Trey Townsend	1,948
Anthony Dell’Orso	1,170

ACTIVE NCAA LEADERS IN CAREER SCORING

Hunter Dickinson (KAN)	2,431
Mark Sears (ALA)	2,429
Marques Warrick (MIZZ)	2,384
RJ Davis (UNC)	2,379
Caleb Love (ARIZ)	2,345
(as of Jan. 9, 2025)	

ACTIVE NCAA LEADERS IN CAREER 3FG MADE

Gibson Jimerson (STL)	367
Reyne Smith (LOU)	348
Keaston Willis (TULSA)	346
Steven Ashworth (CREI)	329
Caleb Love (ARIZ)	325
(as of Jan. 9, 2025)	

BEST HOME WINNING PERCENTAGE SINCE START OF 2021-22 SEASON

1. Houston	58-3 (.950)
2. Purdue	54-3 (.947)
3. Gonzaga	52-3 (.945)
Auburn	52-3 (.945)
5. Vermont	50-3 (.943)
6. Kansas	54-4 (.931)
7. Arizona	53-4 (.930)
(as of Jan. 9, 2025)	

CONSECUTIVE GAMES WITHOUT LOSING BACK-TO-BACK GAMES TO BEGIN DIVISION I COACHING CAREER

Coach	Streak	Dates
Tommy Lloyd (ARIZ)	112	11/9/21 - 11/22/24
Todd Lickliter (BUT)	68	11/16/2001 - 11/30/03
Brad Stevens (BUT)	59	11/9/07-2/15/09
Bill Carmody (PRIN)	57	11/20/1996-3/14/98
Josh Pastner (MEM)	55	11/13/09-1/29/11

MOST WINS IN FIRST 4 SEASONS IN NCAA HISTORY

Brad Stevens (Butler)	117
Shaka Smart (VCU)	111
Eric Musselman (Nevada)	110
Brad Underwood (SFA, OSU)	109
Everett Case (NC State)	107
Josh Pastner (Memphis)	106
Mark Few (Gonzaga)	105
Jamie Dixon (Pitt)	105
Bruce Stewart (WVW, MTSU)	104
Steve Prohm (MURRAY)	104
Chris Jans (BGSU, NMSU)	104
Tommy Lloyd (ARIZ)	97

NOTING THE WILDCATS (CONT.)

3-POINT SHOOTING

In the nine wins, the Wildcats have shot 35.4% from long distance.

In the five losses, Arizona connects at a 23.5% clip.

In 122 games under Lloyd’s direction, Arizona is shooting 36% from the 3-point line.

GETTING DEFENSIVE

According to KenPom.com, Arizona held ODU to 0.59 points per possession, the eighth-best defensive performance by an Arizona team since 1997 and best since 2015. The **44 points** allowed to ODU are the fewest given up in the Tommy Lloyd era.

The Wildcats followed that up by holding Central Michigan to 0.59 points per possession and a total of 41 points.

ONE LOVE

**Caleb Love** was named Associated Press Preseason First Team All-American this year after garnering Second Team All-American honors following the 2023-24 season. He is also one of 20 players on the Jerry West Award Preseason Watch List. Love ranked 39th in the country last year with 648 total points scored. Love’s 92 3FG made during the 2023-24 season are the seventh-most in program history.

WATCH LIST GUYS

In addition to Love on the Jerry West Award Watch List, **KJ Lewis** was named to the preseason watch list for the Julius Erving Award (SF), **Trey Townsend** is on the Karl Malone Award (PF) watch list and **Motiejus Krivas** is on the Kareem Abdul-Jabbar watch list (C).

ANOTHER CONFERENCE PLAYER OF THE YEAR

Trey Townsend was named Horizon League Player of the Year following the 2023-24 season at the University of Oakland. He scored 38 points in the title game of the conference tournament and helped the Grizzlies to an upset win over Kentucky in the NCAA Tournament. Coming out of high school, he only had Division II offers, so he walked on at Oakland and scored 1,813 points over four years.

NOTING THE WILDCATS (CONT.)

WILDCATS IN THE NBA

On Opening Night of the 2024-25 NBA regular season, Arizona had 12 former Wildcats on NBA rosters or two-way contracts. That total led all Big 12 Conference schools and ranked fourth among all schools in the country.

PLAYERS

Deandre Ayton.....	Portland Trailblazers
Josh Green.....	Charlotte Hornets
Aaron Gordon.....	Denver Nuggets
Keshad Johnson.....	Miami Heat
Pelle Larsson .....	Miami Heat
Lauri Markkanen.....	Utah Jazz
T.J. McConnell.....	Indiana Pacers
Zeke Nnaji.....	Denver Nuggets
Bennedict Mathurin .....	Indiana Pacers
Dalen Terry.....	Chicago Bulls
Brandon Williams.....	Dallas Mavericks

COACHES

Steve Kerr.....	Head Coach, Warriors
Luke Walton .....	Assistant Coach, Pistons
Bret Brielmaier .....	Assistant Coach, Magic
Jessie Mermuys.....	Assistant Coach, Magic
Jason Terry.....	Assistant Coach, Jazz
Bruce Fraser.....	Player Development, Warriors
Joseph Blair .....	Head Coach, Rio Grande Valley
.....	(G-League)
Quinton Crawford..	Head Coach, Stockton Kings
.....	(G-League)

- ARIZONA MEN'S BASKETBALL  
RING OF HONOR INDUCTEES  
*(listed in order of enshrinement)*
1. Bob Elliott, C, 1974-77
  2. Steve Kerr, G, 1984-88
  3. Sean Elliott, G/F, 1986-89
  4. Jud Buechler, F, 1987-90
  5. Sean Rooks, C, 1989-92
  6. Chris Mills, F/G, 1991-93
  7. Khalid Reeves, G, 1991-94
  8. Damon Stoudamire, G, 1992-95
  9. Miles Simon, G, 1995-98
  10. Jason Terry, G, 1996-99
  11. Mike Bibby, G, 1997-98
  12. Michael Wright, F, 1999-2001
  13. Richard Jefferson, F, 1999-2001
  14. Jason Gardner, G, 2000-03
  15. Luke Walton, F, 2000-03
  16. Salim Stoudamire, G, 2002-05
  17. Gilbert Arenas, G, 2000-01
  18. Channing Frye, C, 2002-05
  19. Chase Budinger, F, 2007-09
  20. Derrick Williams, F, 2010-11
  21. Andre Iguodala, F, 2003-04
  22. Aaron Gordon, F, 2014
  23. Nick Johnson, G, 2012-14
  24. Stanley Johnson, G, 2015
  25. Jerryd Bayless, G, 2008
  26. Deandre Ayton, F, 2018
  27. Al Fleming Jr., F, 1972-76
  28. Ernie McCray, C, 1956-60
  29. Zeke Nnaji, F, 2020
  30. Josh Green, G, 2020
  31. Bennedict Mathurin, G, 2021-22
  32. Christian Koloko, C, 2020-22
  33. Kenny Lofton, G, 1986-89
  34. T.J. McConnell, G, 2012-15

- MCDONALD'S ALL-AMERICAN
- Arizona freshman Carter Bryant was named a McDonald's All-American last year as a high school senior. He is the 30th McDonald's All-American to suit up for Arizona dating back to Craig McMillan in 1984.
1. Craig McMillan (1984)
  2. Sean Elliott (1985)
  3. Brian Williams (1987)
  4. Chris Mills (1988)
  5. Khalid Reeves (1990)
  6. Ben Davis (1991)
  7. Mike Bibby (1996)
  8. Loren Woods (1996)
  9. Richard Jefferson (1998)
  10. Jason Gardner (1999)
  11. Hassan Adams (2002)
  12. Mustafa Shakur (2003)
  13. Jawann McClellan (2004)
  14. Chase Budinger (2006)
  15. Jerryd Bayless (2007)
  16. Brandon Ashley (2012)
  17. Grant Jerrett (2012)
  18. Aaron Gordon (2013)
  19. Rondae Hollis-Jefferson (2013)
  20. Stanley Johnson (2014)
  21. Allonzo Trier (2015)
  22. Chase Jeter (2015) [1]
  23. Kobi Simmons (2016)
  24. Deandre Ayton (2017)
  25. Jordan Brown (2018) [2]
  26. Josh Green (2019)
  27. Nico Mannion (2019)
  28. Caleb Love (2020) [3]
  29. Jaden Bradley (2022) [4]
  30. Carter Bryant (2024)
- [1] - transferred to Arizona after starting collegiate career at Duke

[2] - transferred to Arizona after starting college career at Nevada

[3] - transferred to Arizona after playing three seasons at North Carolina

[4] - Transferred to Arizona after playing freshman year at Alabama



# TOMMY LLOYD

FOURTH SEASON

97-25 OVERALL RECORD • 50-13 CONFERENCE RECORD  
2022 AP NATIONAL COACH OF THE YEAR

Tommy Lloyd is in his fourth season as the head coach at Arizona after he was named head coach April 14, 2021, after serving as an assistant coach at Gonzaga the previous 22 seasons. Since he took over in Tucson, Lloyd and the Wildcats have brought a fast, fun and energetic style of play to the McKale Center, consistently ranking among the national leaders in scoring and assists.

His head coaching career got off to a record-breaking start, compiling a 61-11 record through his first two years to set a new NCAA record for most wins by a coach in their first two seasons. His 88-20 mark through three seasons is the second-most wins in NCAA history for a coach in his first three seasons and the most by a coach in a power conference.

Lloyd is also the first power conference coach to win his conference tournament in his first two seasons after capturing the 2022 and 2023 Pac-12 Tournament titles in Las Vegas.

## THE LLOYD FILE

**Date of Birth:** Dec. 21, 1974  
**Hometown:** Kelso, Washington  
**Education:** Whitman '97  
**Wife:** Chanelle  
**Children:** Liam, Sofia, Maria  
**Hired at Arizona:** April 14, 2021  
**Career Record:** 97-25  
**Record at Arizona:** Same  
**Conference Record:** 50-13

## PLAYING EXPERIENCE

- Walla Walla Community College (1993-95)
- Whitman College (1995-97)
- Brisbane, Australia (1997)
- Dusseldorf, Germany (1999)

## COACHING EXPERIENCE

- Gonzaga, admin. assist. coach -- 2000-01
- Gonzaga, Assistant Coach - 2001-2021
- Arizona, Head Coach - 2021-present

## COACHING HONORS

- A Step Up Assistant Coach Hall of Fame (2020)
- 2022 Associated Press National Coach of the Year
- 2022 USBWA National Coach of the Year
- 2022 NABC National Coach of the Year
- 2022 Pac-12 Conference Coach of the Year
- Most wins by a head coach in his first two seasons in NCAA history (61)
- First power conference head coach to win his conference tournament in his first two seasons
- Second-most wins by a first-year head coach in NCAA history (33)

## YEAR-BY-YEAR

Year	Overall	Conference
2021-22	33-4	18-2 (1st)
2022-23	28-7	14-6 (T5th)
2023-24	27-9	15-5 (1st)
2024-25	9-5	3-0
<b>TOTAL</b>	<b>97-25</b>	<b>50-13</b>

## AT ARIZONA

The 2023-24 season saw Lloyd lead the Wildcats to a 27-9 overall record and a 15-5 mark in the Pac-12 to capture the regular season title. Senior guard Caleb Love was named Pac-12 Player of the Year, becoming the 10th Wildcat to receive the honor, after averaging 20.0 points and shooting 37.3% from the 3-point line in conference play. Player development continues to be a strength for Lloyd and his staff, as Omar Ballo garnered first team all-conference honors for the second straight season. Pelle Larsson, who earned Second Team All Pac-12 honors, was selected 44th overall in the NBA Draft by the Miami Heat, giving Lloyd four draft picks in three seasons.

Year two for Lloyd in Tucson continued to add to the history and tradition of Arizona Basketball, as the Wildcats went 28-7 on the year and finished eighth in the final Associated Press poll of the season and No. 17 in the coaches poll. The Wildcats earned a No. 2 seed in the NCAA Tournament after being pegged as a No. 1 seed the previous season, marking the first time since 2014 and 2015 that Arizona secured a top two seed in back-to-back NCAA Tournaments.

As a team, Arizona finished the 2022-23 season second in the country in assists per game (18.9) and sixth in scoring (81.9). Individually, Azuolas Tubelis was a consensus Second Team All-American and a first team all-conference honoree. He became the seventh player in Pac-12 history to lead the conference in scoring (19.8) and rebounding (9.1) in the same season.

Oumar Ballo was also a first team All Pac-12 honoree after finishing second in the conference in rebounding and third in field goal percentage and earning MVP of Maui Invitational. Courtney Ramey earned Pac-12 honorable mention and Kylan Boswell was on the Pac-12 honorable mention all-freshman team.

In his first season as a head coach in 2021-22, he was named National Coach of the Year by the NABC, USBWA and the Associated Press, becoming the first Arizona men's basketball head coach to win any of those awards. He led Arizona to a 33-4 overall record and a 18-2 mark in Pac-12 play to claim the conference's regular season title by three games over UCLA. The Kelso, Washington native set the Pac-12 record for most wins in his first season as head coach and the Wildcats became the first Pac-12 team to ever win 18 regular season conference games. The 33 wins are the second-most in NCAA history for a head coach in his first-ever season as a head coach, falling one short of UNC's Bill Guthridge mark of 34 in 1998.

Under his guidance in 2021-22, sophomore Bennedict Mathurin was named a consensus All-American as well as the Pac-12 Player of the Year and Most Outstanding Player of the Pac-12 Tournament, as he scored 655 points on the season, the ninth-most in Arizona history. Junior center Christian Koloko was named Pac-12 Defensive Player of the Year in addition to Pac-12 Most Improved Player of the Year and tied the Arizona single-season record for blocked shots (102) while also increasing his scoring output from 5.3 points per game as a sophomore to 12.6 as a junior and shooting 63.5% from the floor. Sophomore forward Azuolas Tubelis averaged 13.9 points per game and was named First Team All Pac-12 while Dalen Terry was honorable mention all-conference and ranked 12th nationally with a 2.84

LLOYD'S RECORD AGAINST...	
Alabama.....	1-0
Arizona State.....	6-1
Belmont.....	1-0
California.....	6-0
California Baptist.....	1-0
Canisius.....	1-0
Central Michigan.....	1-0
Cincinnati.....	2-0
Clemson.....	0-1
Colgate.....	1-0
Colorado.....	5-1
Creighton.....	1-0
Davidson.....	1-0
Dayton.....	1-0
Duke.....	1-1
Florida Atlantic.....	0-1
Houston.....	0-1
Illinois.....	1-0
Indiana.....	1-0
Long Beach State.....	1-0
Michigan.....	1-0
Michigan State.....	1-0
Montana State.....	1-0
Morgan State.....	2-0
Nicholls.....	1-0
North Dakota State.....	1-0
Northern Arizona.....	1-0
Northern Colorado.....	1-0
Oklahoma.....	0-1
Old Dominion.....	1-0
Oregon.....	4-2
Oregon State.....	4-1
Princeton.....	0-1
Purdue.....	0-1
Sacramento State.....	1-0
Samford.....	1-0
San Diego State.....	1-0
Southern.....	1-0
Southern Utah.....	1-0
Stanford.....	5-2
TCU.....	2-0
Tennessee.....	1-1
Texas A&M Corpus Christi.....	1-0
UCLA.....	6-3
USC.....	6-1
UT Arlington.....	1-0
UT Rio Grande Valley.....	1-0
Utah.....	5-1
Utah Tech.....	1-0
Washington.....	5-0
Washington State.....	2-3
West Virginia.....	1-1
Wichita State.....	1-0
Wisconsin.....	1-1
Wright State.....	1-0
Wyoming.....	1-0

assist-to-turnover ratio. Rounding out the award winners from the season was sophomore Pelle Larsson, who shot 47.8% from the floor and averaged 7.2 points and 3.4 rebounds to earn Pac-12 Sixth Man of the Year accolades.

As a team in 2021-22, Arizona led the country and set a new Arizona single-season record with 726 assists. The Wildcats also set a new program record with 210 blocked shots, a total that ranked second nationally. The fast-paced offensive attack led to Arizona averaging 84.0 points per game - third nationally - and the most by an Arizona team since 2003-04.

The Wildcats were also champions in the classroom during Lloyd's first season, recording a then-record setting 3.04 team GPA in the Fall 2021 semester with four players posting a perfect 4.0 GPA. Then in the Spring 2022 semester, the team GPA improved to an all-time program best 3.14 with eight players posting a 3.5 or higher GPA. Arizona also earned NABC Team Academic Excellence award in 2021-22 for having a team GPA of 3.00 or higher, marking the first time that Wildcats had received the honor since the award began in 2012-13 season.

PRIOR TO ARIZONA

Lloyd, who will turn 50 during the 2024-25 season, served as an administrative assistant at Gonzaga for Few during the 2000-01 season before being promoted to assistant coach prior to the 2001-02 season. In his 20 seasons in Spokane, the Zags posted a record of 578-109 (.841) and reached the NCAA Tournament every year, going as far as the title game twice, the Elite Eight twice and the Sweet 16 four times. Gonzaga was also ranked No. 1 in the country for the first time in program history in 2012-13 and then again ascended to the top spot in 2016-17, 2018-19, 2019-20 and 2020-21.

During his tenure, Lloyd and the Zags won 19 West Coast Conference regular season titles and 15 WCC Tournament championships with the help of 87 all-WCC honorees, including nine newcomers of the year and six defenders of the year.

Coach Lloyd was instrumental in the Zags signing and developing NBA players, including two-time NBA All-Star Domantas Sabonis, Rui Hachimura, Kelly Olynyk, Zach Collins, Adam Morrison, Brandon Clarke, Kyle Wiltjer, Austin Daye, Robert Sacre, Ronny Turiaf, Jeremy Pargo and Elias Harris.

Lloyd has used his knowledge of the European game to help Gonzaga players earn professional contracts overseas while also helping to cultivate recruiting relationships that have led to the signing of international players such as Martynas Arlauskas (Lithuania), Joel Ayayi (France), Oumar Ballo (Mali) and Pavel Zakharov (Russia). Also included among his former players are Japanese National Team member Hachimura; Polish National Team member Przemek Karnowski; Lithuanian National Team member Sabonis (the son of Naismith Hall of Famer Arvydas Sabonis); Canadians Kevin Pangos, Olynyk and Sacre; Germans Harris and Mathis Mönninghoff; JP Baptista of Brazil; Frenchmen Turiaf, Killian Tillie and Mathis Keita; Filip Petrusev of Serbia; Guy Landry Edi of the Ivory Coast; and Abdullahi Kuso of Nigeria.

The Zags have had one of the most potent offenses in the nation over the last 20 years, joining North Carolina and Duke as the only three schools in the country to average more than 80 points per game. Gonzaga also led the country in overall field goal percentage (49.6%) and three-point field goal percentage (37.9%) in that span.

PERSONAL

A 1993 graduate of Kelso High School in Washington, Lloyd went on to attend Walla Walla Community College for two seasons and was an All-Northwest Athletic Association of Community Colleges All-East Region selection in 1995. Following his graduation from WWCC, he finished his career at Whitman College, earning his degree in biology and a secondary teaching credential. He played professionally in Brisbane, Australia in 1997 and Dusseldorf, Germany in 1999.

Lloyd and his wife, Chanelle, have three children - Liam, Sofia and Maria - and one grandchild, Luka. Liam played basketball two seasons at Grand Canyon University (2020-22) and two seasons at Northern Arizona University (2022-24) before transferring to play at Arizona for his fifth season. He appeared in 96 games over his first four seasons and made 57 starts while averaging 4.6 points, 2.4 rebounds and 2.1 assists.



2024-25 Arizona Men's Basketball

Combined Team Statistics

All games

Page 1/1

as of Jan 08, 2025

Game Records

Record	Overall	Home	Away	Neutral
ALL GAMES	9-5	6-1	2-1	1-3
CONFERENCE	3-0	1-0	2-0	0-0
NON-CONFERENCE	6-5	5-1	0-1	1-3

Score by Periods

Team	1st	2nd	OT	TOT
Arizona	591	577	10	1178
Opponents	452	479	17	948

Team Box Score

No.	Player				Total		3-Point		F-Throw		Rebounds												
		GP-GS	MIN	AVG	FG-FGA	FG%	3FG-3FGA	3FG%	FT-FTA	FT%	OFF	DEF	TOT	AVG	PF	DQ	A	TO	BLK	STL	PTS	AVG	
1	LOVE, Caleb	14-14	431:36	30.8	78-194	.402	33-109	.303	32-37	.865	5	54	59	4.2	17	1	39	25	5	18	221	15.8	
0	BRADLEY, Jaden	14-14	432:47	30.9	60-123	.488	9-26	.346	36-47	.766	10	35	45	3.2	22	0	53	25	1	28	165	11.8	
5	LEWIS, KJ	14-6	357:46	25.6	51-101	.505	6-27	.222	41-47	.872	18	44	62	4.4	33	2	37	26	10	21	149	10.6	
4	TOWNSEND, Trey	14-14	363:34	26.0	53-100	.530	4-19	.211	25-31	.806	22	40	62	4.4	16	0	18	25	2	2	135	9.6	
3	DELL'ORSO, Anthony	14-5	254:21	18.2	39-90	.433	23-54	.426	20-24	.833	7	15	22	1.6	12	0	18	9	3	8	121	8.6	
14	KRIVAS, Motiejus	8-1	125:29	15.7	21-38	.553	0-0	.000	21-30	.700	15	21	36	4.5	16	0	9	6	6	3	63	7.9	
30	AWAKA, Tobe	14-13	248:25	17.7	42-73	.575	1-2	.500	18-33	.545	45	57	102	7.3	38	1	14	16	6	5	103	7.4	
13	VEESAAR, Henri	14-0	229:51	16.4	35-62	.565	3-14	.214	24-34	.706	23	43	66	4.7	33	0	17	15	12	9	97	6.9	
9	BRYANT, Carter	14-3	218:20	15.6	28-55	.509	11-33	.333	10-19	.526	10	32	42	3.0	25	0	18	9	7	15	77	5.5	
34	STEPHEN, Emmanuel	3-0	12:48	4.3	4-4	1.000	0-0	.000	0-2	.000	1	6	7	2.3	4	0	1	0	1	0	8	2.7	
55	MARTINEZ, Conrad	10-0	75:57	7.6	8-12	.667	3-6	.500	7-8	.875	0	7	7	0.7	7	0	16	2	0	4	26	2.6	
42	DJOPMO, Sven	2-0	01:59	1.0	1-2	.500	0-0	.000	0-0	.000	0	1	1	0.5	0	0	0	1	0	1	2	1.0	
15	WEITMAN, Grant	6-0	15:43	2.6	2-3	.667	0-0	.000	0-0	.000	0	4	4	0.7	0	0	0	0	1	2	4	0.7	
33	MENAUGH, Will	5-0	07:54	1.6	1-2	.500	0-0	.000	0-0	.000	1	1	2	0.4	0	0	0	1	0	0	2	0.4	
11	LLOYD, Liam	8-0	21:56	2.7	0-7	.000	0-5	.000	3-4	.750	0	4	4	0.5	3	0	1	0	0	2	3	0.4	
2	ARNOLD, Addison	6-0	11:24	1.9	1-4	.250	0-1	.000	0-0	.000	2	1	3	0.5	2	0	0	2	0	1	2	0.3	
8	FRANCOIS, Jackson	2-0	01:59	1.0	0-0	.000	0-0	.000	0-0	.000	1	0	1	0.5	1	0	0	0	0	0	0	0.0	
24	CHAMPION, Luke	4-0	08:41	2.2	0-1	.000	0-1	.000	0-0	.000	0	0	0	0.0	0	0	0	0	0	0	0	0.0	
12	KUYKENDALL, Will	3-0	02:34	0.9	0-0	.000	0-0	.000	0-0	.000	0	0	0	0.0	0	0	0	1	0	0	0	0.0	
21	COOK, Jackson	2-0	01:59	1.0	0-0	.000	0-0	.000	0-0	.000	0	1	1	0.5	0	0	0	0	0	0	0	0.0	
Team											27	27	54				3						
Total		14	2825		424-871	.487	93-297	.313	237-316	.750	187	393	580	41.4	229	4	241	166	54	119	1178	84.1	
Opponents		14	2825		328-832	.394	119-368	.323	173-254	.681	147	291	438	31.3	254	3	181	190	37	98	948	67.7	

Team Statistics

	UA	OPP
Scoring	1178	948
Points per game	84.1	67.7
Scoring margin	+16.4	-
Field goals-att	424-871	328-832
Field goal pct	.487	.394
3 point fg-att	93-297	119-368
3-point FG pct	.313	.323
3-pt FG made per game	6.6	8.5
Free throws-att	237-316	173-254
Free throw pct	.750	.681
F-Throws made per game	16.9	12.4
Rebounds	580	438
Rebounds per game	41.4	31.3
Rebounding margin	+10.1	-
Assists	241	181
Assists per game	17.2	12.9
Turnovers	166	190
Turnovers per game	11.9	13.6
Turnover margin	+1.7	-
Assist/turnover ratio	1.5	1.0
Steals	119	98
Steals per game	8.5	7.0
Blocks	54	37
Blocks per game	3.9	2.6
Winning streak	5	-
Home win streak	4	-
Attendance	95460	38616
Home games-Avg/Game	7-13637	3-12872
Neutral site-Avg/Game	-	4-2857

Team Results

Date	Opponent		Score	Att.
11/04/2024	Canisius	W	93-64	13597
11/09/2024	Old Dominion	W	102-44	13982
11/15/2024	at Wisconsin	L	88-103	16838
11/22/2024	Duke	L	55-69	14634
11/27/2024	vs Davidson	W	104-71	1737
11/28/2024	vs Oklahoma	L	77-82	456
11/29/2024	vs West Virginia	Lot	76-83	796
12/07/2024	Southern Utah	W	102-66	13747
12/14/2024	vs UCLA	L	54-57	8437
12/18/2024	Samford	W	96-64	12847
12/21/2024	Central Mich.	W	94-41	13093
12/30/2024	TCU	W	90-81	13560
01/04/2025	at Cincinnati	W	72-67	11212
01/07/2025	at West Virginia	W	75-56	10566



2024-25 Arizona Men's Basketball  
Combined Team Statistics  
In Conference games

Page 1/1  
as of Jan 08, 2025

Game Records

Record	Overall	Home	Away	Neutral
ALL GAMES	3-0	1-0	2-0	0-0
CONFERENCE	3-0	1-0	2-0	0-0
NON-CONFERENCE	0-0	0-0	0-0	0-0

Score by Periods

Team	1st	2nd	OT	TOT
Arizona	119	118	0	237
Opponents	91	113	0	204

Team Box Score

No.	Player				Total		3-Point		F-Throw		Rebounds													
		GP-GS	MIN	AVG	FG-FGA	FG%	3FG-3FGA	3FG%	FT-FTA	FT%	OFF	DEF	TOT	AVG	PF	DQ	A	TO	BLK	STL	PTS	AVG		
1	LOVE, Caleb	3-3	102:01	34.0	17-42	.405	8-24	.333	12-14	.857	1	14	15	5.0	2	0	8	5	2	5	54	18.0		
0	BRADLEY, Jaden	3-3	112:59	37.7	14-25	.560	2-4	.500	10-15	.667	2	6	8	2.7	3	0	13	6	0	1	40	13.3		
5	LEWIS, KJ	3-0	83:07	27.7	15-25	.600	1-5	.200	7-8	.875	1	7	8	2.7	4	0	13	5	2	5	38	12.7		
13	VEESAAR, Henri	3-0	69:03	23.0	12-18	.667	1-3	.333	4-5	.800	6	15	21	7.0	9	0	8	2	6	4	29	9.7		
9	BRYANT, Carter	3-0	53:05	17.7	11-14	.786	4-7	.571	2-5	.400	2	8	10	3.3	8	0	1	3	2	2	28	9.3		
4	TOWNSEND, Trey	3-3	65:22	21.8	7-19	.368	1-5	.200	4-4	1.000	3	10	13	4.3	4	0	0	1	0	0	19	6.3		
3	DELL'ORSO, Anthony	3-3	54:25	18.1	5-14	.357	2-7	.286	4-4	1.000	0	3	3	1.0	2	0	4	1	1	2	16	5.3		
30	AWAKA, Tobe	3-3	49:22	16.5	6-14	.429	0-0	.000	1-1	1.000	7	7	14	4.7	8	0	4	3	2	1	13	4.3		
15	WEITMAN, Grant	1-0	01:35	1.6	0-0	.000	0-0	.000	0-0	.000	0	1	1	1.0	0	0	0	0	0	0	0	0.0		
11	LLOYD, Liam	1-0	01:35	1.6	0-0	.000	0-0	.000	0-0	.000	0	0	0	0.0	0	0	0	0	0	0	0	0.0		
2	ARNOLD, Addison	1-0	01:14	1.2	0-1	.000	0-1	.000	0-0	.000	0	0	0	0.0	0	0	0	0	0	0	0	0.0		
55	MARTINEZ, Conrad	2-0	04:36	2.3	0-0	.000	0-0	.000	0-0	.000	0	1	1	0.5	0	0	0	0	0	0	0	0.0		
34	STEPHEN, Emmanuel	1-0	01:35	1.6	0-0	.000	0-0	.000	0-2	.000	0	0	0	0.0	0	0	0	0	0	0	0	0.0		
Team											7	7	14					1						
Total		3	600		87-172	.506	19-56	.339	44-58	.759	29	79	108	36.0	40	0	51	27	15	20	237	79.0		
Opponents		3	600		75-185	.405	22-77	.286	32-49	.653	38	61	99	33.0	44	0	37	29	9	17	204	68.0		

Team Statistics

	UA	OPP
Scoring	237	204
Points per game	79.0	68.0
Scoring margin	+11.0	-
Field goals-att	87-172	75-185
Field goal pct	.506	.405
3 point fg-att	19-56	22-77
3-point FG pct	.339	.286
3-pt FG made per game	6.3	7.3
Free throws-att	44-58	32-49
Free throw pct	.759	.653
F-Throws made per game	14.7	10.7
Rebounds	108	99
Rebounds per game	36.0	33.0
Rebounding margin	+3.0	-
Assists	51	37
Assists per game	17.0	12.3
Turnovers	27	29
Turnovers per game	9.0	9.7
Turnover margin	+0.7	-
Assist/turnover ratio	1.9	1.3
Steals	20	17
Steals per game	6.7	5.7
Blocks	15	9
Blocks per game	5.0	3.0
Winning streak	3	-
Home win streak	1	-
Attendance	13560	21778
Home games-Avg/Game	1-13560	2-10889
Neutral site-Avg/Game	-	0-0

Team Results

Date	Opponent		Score	Att.
12/30/2024	TCU	W	90-81	13560
01/04/2025	at Cincinnati	W	72-67	11212
01/07/2025	at West Virginia	W	75-56	10566



2024-25 Arizona Men's Basketball  
Team Game-by-Game  
All games

Page 1/1  
as of Jan 08, 2025

				Total		3-Pointers		Free throws		Rebounds										
Opponent	Date	Score		FG-FGA	PCT	3FG-3FGA	PCT	FT-FTA	PCT	OFF	DEF	TOT	AVG	PF	A	TO	BLK	STL	PTS	AVG
Canisius	11/04/2024	93-64	W	33-68	.485	8-28	.286	19-27	.704	17	26	43	43.0	15	20	9	3	12	93	93.0
Old Dominion	11/09/2024	102-44	W	38-75	.507	8-22	.364	18-29	.621	24	35	59	51.0	17	21	9	6	12	102	97.5
at Wisconsin	11/15/2024	88-103	L	28-74	.378	4-23	.174	28-40	.700	24	28	52	51.3	32	6	13	1	5	88	94.3
Duke	11/22/2024	55-69	L	21-53	.396	6-23	.261	7-11	.636	6	24	30	46.0	14	16	15	4	9	55	84.5
vs Davidson	11/27/2024	104-71	W	39-69	.565	11-22	.500	15-20	.750	12	35	47	46.2	14	15	14	6	7	104	88.4
vs Oklahoma	11/28/2024	77-82	L	28-65	.431	5-19	.263	16-19	.842	15	19	34	44.2	15	13	10	3	9	77	86.5
vs West Virginia	11/29/2024	76-83	Lot	29-64	.453	7-21	.333	11-13	.846	12	27	39	43.4	15	14	14	5	4	76	85.0
Southern Utah	12/07/2024	102-66	W	34-68	.500	6-16	.375	28-36	.778	16	31	47	43.9	17	23	9	4	13	102	87.1
vs UCLA	12/14/2024	54-57	L	19-42	.452	2-16	.125	14-19	.737	9	25	34	42.8	16	11	22	2	8	54	83.4
Samford	12/18/2024	96-64	W	32-55	.582	7-22	.318	25-31	.806	11	31	42	42.7	18	23	14	2	10	96	84.7
Central Mich.	12/21/2024	94-41	W	36-66	.545	10-29	.345	12-13	.923	12	33	45	42.9	16	28	10	3	10	94	85.5
TCU	12/30/2024	90-81	W	33-58	.569	7-22	.318	17-21	.810	11	23	34	42.2	16	28	7	3	7	90	85.9
at Cincinnati	01/04/2025	72-67	W	23-53	.434	5-14	.357	21-27	.778	8	26	34	41.5	17	8	12	6	5	72	84.8
at West Virginia	01/07/2025	75-56	W	31-61	.508	7-20	.350	6-10	.600	10	30	40	41.4	7	15	8	6	8	75	84.1
Total		1178		424-871	.487	93-297	.313	237-316	.750	187	393	580	41.4	229	241	166	54	119	1178	84.1
Opponents		948		328-832	.394	119-368	.323	173-254	.681	147	291	438	31.3	254	181	190	37	98	948	67.7

Arizona Averages

Games Played	Points/ game	FG Pct	3FG Pct	FT Pct	Rebounds/ game	Assists/ game	Turnovers/ game	Assist/Turnover ratio	Steals/ game	Blocks/ game
14	84.1	48.7	31.3	75.0	41.4	17.2	11.9	1.5	8.5	3.9



2024-25 Arizona Men's Basketball  
Opponents Game-by-Game  
All games

Page 1/1  
as of Jan 08, 2025

				Total		3-Pointers		Free throws		Rebounds										
Opponent	Date	Score		FG-FGA	PCT	3FG-3FGA	PCT	FT-FTA	PCT	OFF	DEF	TOT	AVG	PF	A	TO	BLK	STL	PTS	AVG
Canisius	11/04/2024	93-64	W	22-51	.431	10-26	.385	10-13	.769	5	20	25	25.0	20	12	19	1	7	64	64.0
Old Dominion	11/09/2024	102-44	W	18-57	.316	2-16	.125	6-17	.353	9	19	28	26.5	23	2	18	3	6	44	54.0
at Wisconsin	11/15/2024	88-103	L	25-52	.481	12-27	.444	41-47	.872	2	26	28	27.0	31	17	10	4	7	103	70.3
Duke	11/22/2024	55-69	L	26-61	.426	9-25	.360	8-13	.615	13	30	43	31.0	19	15	14	4	8	69	70.0
vs Davidson	11/27/2024	104-71	W	27-71	.380	11-34	.324	6-8	.750	10	21	31	31.0	17	16	12	1	8	71	70.2
vs Oklahoma	11/28/2024	77-82	L	25-58	.431	12-29	.414	20-21	.952	15	23	38	32.2	18	17	17	4	7	82	72.2
vs West Virginia	11/29/2024	76-83	Lot	27-68	.397	12-34	.353	17-22	.773	15	25	40	33.3	10	21	10	3	11	83	73.7
Southern Utah	12/07/2024	102-66	W	24-64	.375	10-28	.357	8-15	.533	13	19	32	33.1	23	14	18	4	5	66	72.8
vs UCLA	12/14/2024	54-57	L	23-51	.451	4-21	.190	7-16	.438	8	16	24	32.1	16	10	14	1	10	57	71.0
Samford	12/18/2024	96-64	W	22-60	.367	12-35	.343	8-15	.533	9	14	23	31.2	20	15	12	0	9	64	70.3
Central Mich.	12/21/2024	94-41	W	14-54	.259	3-16	.188	10-18	.556	10	17	27	30.8	13	5	17	3	3	41	67.6
TCU	12/30/2024	90-81	W	29-63	.460	9-23	.391	14-18	.778	13	16	29	30.7	16	15	8	2	5	81	68.8
at Cincinnati	01/04/2025	72-67	W	25-64	.391	5-25	.200	12-23	.522	17	22	39	31.3	18	11	11	3	5	67	68.6
at West Virginia	01/07/2025	75-56	W	21-58	.362	8-29	.276	6-8	.750	8	23	31	31.3	10	11	10	4	7	56	67.7
Total		948		328-832	.394	119-368	.323	173-254	.681	147	291	438	31.3	254	181	190	37	98	948	67.7
Arizona		1178		424-871	.487	93-297	.313	237-316	.750	187	393	580	41.4	229	241	166	54	119	1178	84.1

Opponents Averages

Games Played	Points/ game	FG Pct	3FG Pct	FT Pct	Rebounds/ game	Assists/ game	Turnovers/ game	Assist/Turnover ratio	Steals/ game	Blocks/ game
14	67.7	39.4	32.3	68.1	31.3	12.9	13.6	1.0	7.0	2.6



NCAA Statistics

Arizona - 2024-25 Men's Basketball Ranking Summary thru games 01/09/2025

Statistic	National Rank	Conference Rank	Value	National Leader	Value	Conference Leader	Value
Assist/Turnover Ratio (355 ranked)	56	8	1.45	Auburn	2.04	Kansas	1.81
Assists Per Game (355 ranked)	31	5	17.2	Cornell	20.6	Utah	20.3
Bench Points per game (355 ranked)	22	2	31.79	Missouri	40.73	Oklahoma St.	35.29
Blocks Per Game (355 ranked)	108	7	3.9	Auburn	6.9	Houston West Virginia	5.6 5.6
Effective FG pct (355 ranked)	93	7	0.540	Michigan	0.602	Texas Tech	0.591
Fastbreak Points (355 ranked)	45	3	14.21	Michigan St.	20.00	Iowa St.	14.64
Field Goal Percentage (355 ranked)	39	4	48.7	Michigan	51.9	Texas Tech	51.2
Field Goal Percentage Defense (355 ranked)	34	5	39.4	Houston	34.3	Houston	34.3
Fouls Per Game (355 ranked)	129	12	16.4	Creighton	10.8	Cincinnati	13.7
Free Throw Attempts Per Game (355 ranked)	57	4	22.6	Winthrop	31.5	Oklahoma St.	24.6
Free Throw Percentage (355 ranked)	77	7	75.0	Wisconsin	85.5	Texas Tech	77.6
Free Throws Made Per Game (355 ranked)	48	4	16.9	Missouri Winthrop	21.0 21.0	UCF	19.0
Rebound Margin (355 ranked)	9	1	10.1	Illinois	13.3	Arizona BYU	10.1 10.1
Rebounds (Defensive) Per Game (355 ranked)	28	2	28.07	Illinois	32.53	Kansas	29.07
Rebounds (Offensive) Per Game (355 ranked)	37	2	13.36	Texas A&M	16.67	Baylor	14.07
Rebounds Per Game (355 ranked)	13	1	41.43	Florida Illinois	45.87 45.87	Arizona	41.43
Scoring Defense (355 ranked)	92	10	67.7	Houston	54.0	Houston	54.0
Scoring Margin (355 ranked)	18	4	16.4	Houston	22.4	Houston	22.4
Scoring Offense (355 ranked)	23	3	84.1	Alabama	90.9	Iowa St.	86.3
Steals Per Game (355 ranked)	63	5	8.5	UTEP	11.6	Iowa St.	9.8
Three Point Attempts Per Game (355 ranked)	257	13	21.2	UTRGV	36.1	BYU	29.6
Three Point Percentage (355 ranked)	292	16	31.3	Bradley	42.0	Houston	41.4
Three Point Percentage Defense (355 ranked)	159	9	32.3	Tennessee	24.6	West Virginia	27.9
Three Pointers Per Game (355 ranked)	284	15	6.6	North Dakota St.	12.4	BYU	10.5
Turnover Margin (355 ranked)	110	11	1.7	UC San Diego	8.2	Iowa St.	6.2
Turnovers Forced Per Game (355 ranked)	105	8	13.57	UTEP	18.93	Iowa St.	15.79
Turnovers Per Game (355 ranked)	159	11	11.9	4 teams tied	9.0	Iowa St.	9.6
Winning Percentage (354 ranked)	115	11	64.3	Utah St.	93.8	Iowa St.	92.9



## 2024-25 BOX SCORES

## GAME 1: #10 ARIZONA 93, CANISIUS 64



Official Basketball Box Score - Final  
Canisius at Arizona  
11/04/24 McKale Center, Tucson, Ariz.  
2024-25 Men's Basketball

Game Time: 9:01 PM  
Game Duration: 2:05  
Attendance: 13,597

Officials: Michael Greenstein, Jason Garrettson, De Sella Dean

Canisius - 64

Record: 0-1

NO.	Name	Min	FG	3P	FT	Rebounds	Fouls	TP	AS	TO	ST	Blocks	BS	BA	+/-
7	Dylan Godfrey	F 20:19	4-9	3-7	2-2	1 2 3	2 2 13	1	1	2	0	0	0	0	-7
9	Evan van der Plas	F 12:38	0-1	0-1	0-0	1 0 1	3 0 0	0	0	0	0	0	0	0	-15
3	Anthony Benard	G 18:40	1-2	0-0	1-2	0 2 2	4 2 3	3	4	2	0	0	0	0	-22
6	Tana Kopa	G 26:12	3-8	2-5	3-4	0 1 1	1 2 11	1	0	1	0	1	0	1	-31
34	Paul McMillan IV	G 34:20	8-15	2-4	2-2	0 4 4	0 3 20	3	3	1	0	1	0	1	-25
24	Jasman Sangha	18:33	2-7	2-4	0-1	0 3 3	3 2 6	0	0	4	0	1	0	0	-24
33	Gianni Thompson	10:16	1-1	0-0	0-0	0 1 1	2 1 2	0	4	0	0	0	0	0	-8
4	William Scott Jr.	22:26	1-4	0-2	0-0	0 4 1	2 0 2	2	1	1	0	1	0	1	-12
1	Cam Paleese	18:02	2-4	1-3	2-2	1 1 5	1 2 7	1	1	0	0	0	0	0	-1
11	Tyson Oghene	16:18	0-0	0-0	0-0	0 0 0	2 0 0	0	1	0	0	0	0	0	-4
5	Nicco DiGiulio	01:08	0-0	0-0	0-0	0 0 0	0 0 0	0	0	0	0	0	0	0	2
15	Maji David-Maji	01:08	0-0	0-0	0-0	1 0 1	0 0 0	0	1	1	0	0	0	0	2
Team						1 2 3	0	0	0	0	0	0	0	0	29
Totals			22-51	10-26	10-13	5 20 25	20 14 64	12	19	7	1	3	3	3	-29

Technical Fouls:Sangha 2<sup>nd</sup>5:06

Arizona - 93

Record: 1-0

NO.	Name	Min	FG	3P	FT	Rebounds	Fouls	TP	AS	TO	ST	Blocks	BS	BA	+/-
4	Trey Townsend	F 25:33	1-4	0-1	0-2	3 3 6	1 3 2	1	2	0	0	0	0	0	12
30	Tobe Awaka	F 19:42	1-3	0-0	2-2	4 5 9	4 2 4	1	0	1	0	0	0	0	15
0	Jaden Bradley	G 23:02	7-10	1-3	0-0	0 4 4	0 0 15	4	0	4	0	0	0	0	23
1	Caleb Love	G 21:07	7-15	3-8	0-0	0 4 4	0 0 17	6	0	1	0	0	0	0	29
5	KJ Lewis	G 21:36	5-8	1-4	3-4	0 4 4	1 3 14	4	1	2	2	0	0	0	27
13	Henri Veesaar	16:42	2-3	1-1	3-4	0 2 2	2 1 8	2	2	1	1	0	0	0	22
3	Anthony Dell'Orso	18:21	1-9	1-5	4-4	0 1 1	2 2 7	1	0	1	0	0	0	0	-1
9	Carter Bryant	15:27	2-5	0-3	2-3	1 0 1	4 2 6	0	2	1	0	0	0	0	-1
14	Molejusz Krivas	09:47	2-4	0-0	5-8	4 1 5	0 6 9	1	0	0	0	0	0	0	9
55	Conrad Martinez	10:38	2-3	1-2	0-0	0 1 1	0 0 6	0	0	0	0	0	0	0	4
15	Grant Weltman	04:21	1-1	0-0	0-0	0 0 0	0 0 2	0	0	0	0	0	0	0	1
2	Addison Arnold	03:26	1-1	0-0	0-0	1 1 2	0 0 0	2	0	1	0	0	0	0	1
11	Liam Lloyd	03:26	0-1	0-0	0-0	0 0 0	1 0 0	0	0	0	0	0	0	0	1
24	Luke Champion	03:26	0-0	0-0	0-0	0 0 0	0 0 0	0	0	0	0	0	0	0	1
33	Will Menaugh	03:26	1-1	0-0	0-0	0 1 1	0 0 0	2	0	1	0	0	0	0	1
Team						2 1 3	0	0	0	0	0	0	0	0	29
Totals			33-68	8-28	19-27	26 43 15	19 93	20	9	12	3	1	3	1	29

Technical Fouls:Veesaar 2<sup>nd</sup>5:06

		CAN	ARIZ
Biggest lead	0 (1 <sup>st</sup> 20:00)	32 (2 <sup>nd</sup> 12:12)	
Best Scoring Run	9 (2 <sup>nd</sup> 7:24)	13 (1 <sup>st</sup> 16:21)	
Lead Changes	0		
Times Tied	0		
Time with Lead	00:00	39:42	

		CAN	ARIZ
Points from Turnovers		7	26
Paint		12	48
Second Chance		5	19
Fast Breaks		12	22
Bench		17	41

		CAN	ARIZ
Period by Period Scoring			
1st		30	34
2nd		34	64
TOT		52	41
TOT		93	93



Official Basketball Box Score - Final  
Old Dominion at Arizona  
11/09/24 McKale Center, Tucson, Ariz.  
2024-25 Men's Basketball

Game Time: 2:01 PM  
Game Duration: 2:05  
Attendance: 13,962

Officials: Ray Natik, Rick Crawford, Lee Cassell

Old Dominion - 44

Record: 0-2

NO.	Name	Min	FG	3P	FT	Rebounds	Fouls	TP	AS	TO	ST	Blocks	BS	BA	+/-
0	Stephaun Walker	F 23:53	1-4	0-1	0-0	0 2 2	4 1 2	0	2	0	0	0	0	0	-39
6	Sean Durugordon	F 28:32	2-9	0-2	0-2	1 1 2	3 2 4	0	2	0	0	0	0	0	-45
23	R.J. Blakney	F 16:22	1-7	0-2	0-0	0 1 1	1 1 2	0	0	0	1	0	0	0	-22
35	Caelum Swanton-Rodger	C 22:46	1-2	0-0	0-2	0 4 4	4 3 2	0	2	1	2	0	0	0	-40
10	Jaden Johnson	G 30:54	3-8	0-1	1-4	0 3 3	2 3 7	0	7	0	0	0	0	0	-53
11	Dani Pounds	09:42	1-5	0-1	0-0	2 1 3	5 5 1	2	1	1	1	1	1	1	-6
13	Devon Casser	23:15	5-12	2-5	0-0	0 4 4	2 1 12	1	2	0	0	0	0	0	-29
21	Vytautas Zygis	18:41	3-6	0-2	0-1	2 1 3	0 1 6	0	0	1	0	0	0	0	-32
42	Ben Nacey	06:39	0-0	0-0	0-0	0 1 1	0 0 0	0	0	1	0	0	0	0	-11
1	Caden Diggs	12:38	1-2	0-0	4-6	1 0 1	1 3 6	0	1	0	0	0	0	0	-17
7	Scottie Hubbard	03:19	0-1	0-1	0-0	0 0 0	0 0 0	0	0	0	1	0	0	0	2
16	Rieco Hellams	03:19	0-1	0-1	1-2	0 0 0	0 1 1	0	0	0	1	0	0	0	2
Team						3 1 4	0	0	0	0	0	0	0	0	-58
Totals			18-57	2-16	6-17	9 19 28	23 17	44	2	18	6	3	6	6	-58

Technical Fouls:NONE

Arizona - 102

Record: 2-0

NO.	Name	Min	FG	3P	FT	Rebounds	Fouls	TP	AS	TO	ST	Blocks	BS	+/-
4	Trey Townsend	F 18:11	4-6	0-1	1-2	2 1 3	0 1 9	2	0	1	1	0	0	34
30	Tobe Awaka	F 21:10	8-10	0-0	2-6	6 7 15	1 6 18	0	0	1	2	0	0	38
0	Jaden Bradley	G 20:01	2-8	1-1	2-2	0 1 1	2 2 7	3	3	2	1	0	0	27
1	Caleb Love	G 22:46	4-9	2-5	0-0	1 2 3	1 0 10	1	0	0	0	0	0	42
5	KJ Lewis	G 19:52	4-8	0-2	0-0	2 1 3	2 0 8	8	2	1	1	1	1	33
14	Molejusz Krivas	12:01	1-3	0-0	4-6	1 5 6	2 6 6	6	2	1	2	0	0	20
3	Anthony Dell'Orso	17:03	3-8	2-5	3-4	2 2 4	0 2 11	3	1	0	0	0	0	27
9	Carter Bryant	19:18	5-7	2-4	0-0	3 1 4	2 0 12	1	0	2	0	0	0	28
13	Henri Veesaar	20:04	4-10	1-3	4-5	0 0 4	3 10 3	1	1	1	0	0	0	24
55	Conrad Martinez	10:25	2-2	0-0	3-4	0 2 2	2 7 4	0	0	1	0	0	0	21
11	Liam Lloyd	05:15	0-2	0-1	2-2	0 1 1	0 0 0	2	0	0	0	0	0	0
15	Grant Weltman	04:13	1-2	0-0	0-0	0 1 1	0 0 2	0	0	0	2	0	0	2
24	Luke Champion	02:17	0-0	0-0	0-0	0 0 0	0 0 0	0	0	0	0	0	0	-1
2	Addison Arnold	01:38	0-0	0-0	0-0	0 0 0	1 0 0	0	0	1	0	0	0	-1
33	Will Menaugh	01:38	0-0	0-0	0-0	0 0 0	0 0 0	0	0	0	0	0	0	-1
8	Jackson Francois	01:02	0-0	0-0	0-0	0 0 0	1 0 0	0	0	0	0	0	0	-1
12	Will Kuykendall	01:02	0-0	0-0	0-0	0 0 0	0 0 0	0	0	0	0	0	0	-1
21	Jackson Cook	01:02	0-0	0-0	0-0	0 0 0	0 0 0	0	0	0	0	0	0	-1
42	Sven Djomo	01:02	0-0	0-0	0-0	0 1 1	0 0 0	0	0	1	0	0	0	-1
Team						1 5 6	0	0	1	0	0	0	0	58
Totals			38-75	8-22	18-29	24 35 59	17 23	102	21	9	12	6	3	58

Technical Fouls:NONE

		ODU	ARIZ
Biggest lead	0 (1 <sup>st</sup> 20:00)	60 (2 <sup>nd</sup> 3:41)	
Best Scoring Run	7 (1 <sup>st</sup> 12:57)	13 (1 <sup>st</sup> 2:01)	
Lead Changes	0		
Times Tied	0		
Time with Lead	00:00	39:32	

		ODU	ARIZ
Points from Turnovers		6	23
Paint		24	58
Second Chance		10	23
Fast Breaks		9	23
Bench		27	50

		ODU	ARIZ
Period by Period Scoring			
1st		21	23
2nd		23	44
TOT		50	52
TOT		50	102

## GAME 3: @Wisconsin 103, #9 ARIZONA 88,



Official Basketball Box Score - Final  
Arizona at Wisconsin  
11/15/24 Kohl Center, Madison  
2024-25 Men's Basketball

Game Time: 8:00 PM  
Game Duration: 2:24  
Attendance: 16,838

Officials: Larry Scritto, Jason Philips, Rob Riley Sr.

Arizona - 88

Record: 2-1

NO.	Name	Min	FG	3P	FT	Rebounds	Fouls	TP	AS	TO	ST	Blocks	BS	BA	+/-					
			M	A	M	A	OR	DR	TOT	FF	FD									
4	Trey Townsend	F 26:53	6-10	0-2	5-6	2 2 4	4 4	17	0	2	0	0	0	0	-17					
30	Tobe Awaka	F 19:57	3-8	0-0	3-5	7 6 13	5 3	9	1	2	0	0	0	0	-17					
0	Jaden Bradley	G 35:20	7-14	1-4	7-13	3 3 6	1 0	22	0	4	1	0	0	0	-14					
1	Caleb Love	G 25:29	2-13	0-6	2-2	0 2 2	5 6	2	2	2	2	0	0	0	-8					
5	KJ Lewis	G 22:58	4-11	1-3	6-8	1 3 4	4 4	15	0	0	1	0	1	3	-4					
14	Molejusz Krivas	17:43	4-7	0-0	0-0	2 5 7	3 3	8	0	0	0	0	0	0	6					
13	Henri Veesaar	12:15	0-2	0-0	2-2	2 1 3	3 3	1	0	0	0	0	0	0	-1					
3	Anthony Del'Orso	23:01	2-5	2-4	2-2	0 0 2	3 3	1	1	2	0	0	0	0	-21					
9	Carter Bryant	13:00	0-2	0-2	1-2	0 2 3	4 1	1	0	0	2	0	0	0	0					
11	Liam Lloyl	00:51	0-2	0-2	0-0	0 0 0	0 0	0	0	0	0	0	0	0	0					
15	Grant Weltman	00:51	0-0	0-0	0-0	0 0 0	0 0	0	0	0	0	0	0	0	0					
24	Luke Champion	00:51	0-0	0-0	0-0	0 0 0	0 0	0	0	0	0	0	0	0	0					
55	Conrad Martinez	00:51	0-0	0-0	0-0	0 0 0	0 0	0	0	0	0	0	0	0	0					
Team						7	1	8		0	0									
Totals						28-74	4-23	28-40	24	28	52	32	31	88	6	13	5	1	4	-15

## GAME 6: OKLAHOMA 82, ARIZONA 77

Game Time: 5:00 PM  
Game Duration: 2:10  
Attendance: 456

Arizona - 77

Record: 3-3

NO. Name	Min	FG M-A	3P M-A	FT M-A	Rebounds OR DR TOT	Fouls PF FO	TP	AS	TO	ST	Blocks BS BA	+/-	Shooting By Period			
4 Trey Townsend	F 33:01	5-8	0-0	0-2	3 2 5	1 2 2	10	2	3	0	1	-8	1ST	FG:	8-28	28.6%
9 Tobe Awaka	C 17:14	2-4	0-0	2-2	3 1 4	2 4	6	2	1	0	0	-10	2ND	FG:	2-11	18.2%
10 Brian Bradley	C 18:06	5-11	0-1	6-7	1 1 2	1 1 2	10	2	4	1	0	-10	3RD	FG:	12-37	92.3%
1 Caleb Love	G 36:04	7-18	3-9	0-0	0 5 5	1 0	17	3	0	2	0	-4	FT%	20-37	54.1%	
5 KJ Lewis	G 28:55	1-7	1-4	2-2	3 1 4	5 2 5	1	1	3	1	1	6	FT%	3-8	37.5%	
14 Molelius Krivas	20:28	4-7	0-0	6-7	4 2 6	1 6	14	0	1	0	1	0	GM FG%	28-65	43.1%	
3 Anthony Dell'Orso	20:22	4-7	1-2	0-0	0 1 1	1 1 1	9	2	0	0	0	-6	3RD	FT%	5-19	26.3%
13 Henri Veenstra	02:36	0-0	0-0	0-0	0 1 1	0 0	0	0	1	0	0	-2	FT%	16-19	84.2%	
9 Carter Bryant	08:18	0-3	0-3	0-0	0 0 0	1 0	0	0	0	0	0	3	Dead Ball Rebounds: 2-0			
Team					1 3 4			0	1							
Totals		28-65	5-19	16-19	15 19 34	15 18 77	13	10	9	3	4	-5	Technical Fouls: Lewis 2 <sup>nd</sup> 14:07			

Oklahoma - 82

Record: 6-0

NO. Name	Min	FG M-A	3P M-A	FT M-A	Rebounds OR DR TOT	Fouls PF FO	TP	AS	TO	ST	Blocks BS BA	+/-	Shooting By Period	
----------	-----	-----------	-----------	-----------	-----------------------	----------------	----	----	----	----	-----------------	-----	--------------------	--

[illegible]

	ARZ	DAV	Points from		Period by Period Scoring			
Biggest lead	35 (2 <sup>nd</sup> 0:59)	7 (1 <sup>st</sup> 16:12)	Turnovers	14	12			
Best Scoring Run	14 (2 <sup>nd</sup> 4:06)	11 (2 <sup>nd</sup> 12:25)	Paint	50	28	1st	2nd	TOT
Lead Changes			Second Chance	17	12	ARZ	49	55
Times Tied	3		Fast Breaks	13	1			
Time with Lead	31:52	06:43	Bench	43	14	DAV	37	34
							71	

Times Tied	0		Fast Breaks	6	7	OKL	36	46	82
Time with Lead	00:54	37:54	Bench	23	19				

## GAME 8: ARIZONA 102, SOUTHERN UTAH 66

Game Time: 12:10 PM  
Game Duration: 2:03  
Attendance: 13,747

Southern Utah - 66		Record: 3-3																					
NO. NAME		Min	FG	3P	FT	Rebounds	Fouls	TP	AS	TO	ST	Blocks	+/-	Shooting By Period									
		M-A	M-A	M-A	OR	DR	TO	PF	FD	FA	BS	BA	1st FG	3PT	FT								
3	Jamir Simpson	F	32:5	8-15	3-6	2-4	2	5	7	2	4	21	4	3	0	0	2	35%	1st FG	8-30	26.7%		
14	Jamari Sibley	F	15:19	2-7	1-3	0-0	0	2	2	1	0	5	3	1	0	0	0	18	3PT	4-15	26.7%		
33	Brock Felder	F	20:07	3-4	0-0	1-1	1	2	3	4	1	7	1	2	1	0	0	-6	2nd FG	3-4	75%		
1	Dominique Ford	G	22:50	5-11	3-6	0-0	2	2	4	2	1	13	1	2	1	0	0	-6	2nd FG	16-34	47.1%		
2	Tami Jackson	G	17:28	2-5	1-2	2-4	2	2	2	3	4	7	1	1	1	0	0	-14	3PT	6-13	46.2%		
15	Hency Miller		15:53	1-10	1-4	2-2	0	2	2	3	2	5	2	3	0	1	2	-9	GM FG	5-11	45.5%		
32	Malik Lamin		07:40	0-0	0-0	0-0	1	1	2	3	2	0	0	0	1	0	0	-5	3PT	10-28	35.7%		
7	Jeffrey Lavorgna Jr.	F	07:55	1-3	0-1	0-0	0	1	1	0	0	0	0	0	0	0	0	-14	FT	8-15	53.3%		
23	Duncan Reid		16:20	1-4	1-4	0-0	1	1	1	0	0	3	0	0	0	0	0	0					
25	Kai Burdick		14:58	0-0	0-0	0-1	2	0	2	2	2	0	2	1	0	0	0	-16					
0	Xavier Sykes		10:18	1-3	0-2	0-0	0	0	0	0	0	1	2	0	2	0	0	-25					
21	Robert Jeter IV		06:23	0-0	0-0	0-0	0	0	0	0	0	0	0	0	0	0	0	-14					
4	Lorenzo Abellar		07:49	0-2	0-0	1-3	0	1	1	1	3	1	0	0	1	0	0	1					
Team							4	0	4	0	0	0	1										
Totals			24:61	10-28	8-15	13	19	32	23	17	66	14	18	5	4	4	36						

Technical Fouls: Simpson 1 12 17

Arizona - 102		Record: 4-4																
NO. NAME		Min	FG M/A	3P M/A	FT M/A	Rebounds OR DR TOT	Fouls FF FD	TP	AS	TO	ST	Blocks BS BA	+/-	Shooting By Period				
4	Trey Townsend	F	19:56	4-8	0-0	4-4	1 1 2	0 2	12	1	1	0	0	14	1st FG	19-36	52.8%	
30	Tobe Awaka	F	20:38	6-10	0-0	0-0	2 5 7	1 0	12	1	1	0	1	13	3PT%	3-8	37.5%	
0	Jaden Bradley	G	20:49	0-4	0-1	0-0	1 4 5	1 0	0	3	1	3	0	0	2nd FG	14-19	73.7%	
1	Caleb Love	G	24:01	3-12	2-5	3-3	0 2 2	3 3	11	3	3	2	1	26	FT%	15-32	46.9%	
9	Carter Bryant	G	17:26	0-2	0-1	5-9	2 7 9	3 5	5	4	1	2	1	0	3PT%	3-8	37.5%	
5	KJ Lewis	F	22:55	6-7	0-0	3-4	3 5 8	1 2	15	5	3	2	0	1	29	GM FG%	34-68	50.0%
14	Molejue Krivas	F	15:28	4-7	0-0	2-2	1 1 2	2 10	0	0	1	0	0	11	3PT%	6-16	37.5%	
3	Anthony Dell'Orso	F	18:28	6-9	3-4	4-6	0 0 0	1 2 19	1	0	1	0	1	24	FT%	28-36	77.8%	
3	Hilli Vessaar	F	16:42	4-6	0-1	4-4	2 1 3	2 12	1	0	0	0	0	28	Dead Ball Rebounds: 7.0			
56	Conrad Martinez	F	14:40	1-1	1-1	2-2	0 1 0	3 3 5	4	0	1	0	0	24				
11	Liam Lloyd	02:07	0-1	1-2	0-0	0 0 0	1 1 1	1 0	0	0	0	0	0	24				
4	Grant Weltman	02:07	0-0	0-0	0-0	0 2 2	0 0 0	0 0	0	0	0	0	1	-2				
24	Luke Champion	02:07	0-1	0-1	0-0	0 0 0	0 0 0	0 0	0	0	0	0	0	-2				
2	Addison Arnold	01:18	0-0	0-0	0-0	0 0 0	0 0 0	0 0	0	0	0	0	0	-2				
33	Will Menaguh	01:18	0-0	0-0	0-0	0 0 0	0 0 0	0 0	0	0	0	0	0	-2				
Team						4 2 6		0	0									
Totals			34-68	6-16	28-36	16 31 47	17 22 102	23 9	13	4	4	36						
Technical Fouls: NONE																		

	SUU	ARIZ			
Biggest lead	3 (1st 19:43)	41 (2nd 11:35)	Points from	SUU	ARIZ
			Period by Period Score		

Best Scoring Run	8 (1 <sup>st</sup> 6:19)	13 (1 <sup>st</sup> 7:36)	Turnovers	11	28		1st	2nd	TO
Lead Changes	1		Paint	18	52	SUU	23	43	66
Times Tied	1		Second Chance	15	22				
Time with Lead	02:01	37:42	Fast Breaks	1	21	ARIZ	55	47	10
			Bench	13	62				



2024-25 BOX SCORES

GAME 9: #24 UCLA 57, ARIZONA 54

GAME 10: ARIZONA 96, SAMFORD 64

<div><div>NCAA</div><div>Official Basketball Box Score - Final</div><div>UCLA at Arizona</div><div>12/14/24 Footprint Center, Phoenix</div><div>2024-25 Men's Basketball</div></div>										<div><div>NCAA</div><div>Game Time: 1:00 PM</div><div>Game Duration: 2:25</div><div>Attendance: 8,437</div></div> <div>Officials: Tony Padilla, Kipp Kissinger, Randy Richardson</div>																																																																																																																																																																																																																																																																																																																																																																																																																																																																																																			
UCLA - 57										Arizona - 54																																																																																																																																																																																																																																																																																																																																																																																																																																																																																																			
Record: 9-1										Record: 4-5																																																																																																																																																																																																																																																																																																																																																																																																																																																																																																			
<table><tr><th>NO.</th><th>Name</th><th>Min</th><th>FG</th><th>3P</th><th>FT</th><th>Rebounds</th><th>Fouls</th><th>TP</th><th>AS</th><th>TO</th><th>ST</th><th>Blocks</th><th>+/-</th></tr><tr><th>M.A.</th><th>M.A.</th><th>M.A.</th><th>M.A.</th><th>M.A.</th><th>OR</th><th>DR</th><th>PF</th><th>FD</th><th></th><th></th><th></th><th>BS</th><th>BA</th></tr><tr><td>3</td><td>Eric Dailey Jr.</td><td>F 22:03</td><td>1-3</td><td>0-1</td><td>1-2</td><td>0</td><td>2</td><td>2</td><td>4</td><td>1</td><td>3</td><td>1</td><td>0</td><td>0</td><td>17</td></tr><tr><td>34</td><td>Tyler Blodeau</td><td>F 32:29</td><td>8-15</td><td>0-3</td><td>1-2</td><td>0</td><td>3</td><td>3</td><td>2</td><td>1</td><td>17</td><td>1</td><td>1</td><td>0</td><td>1</td><td>2</td></tr><tr><td>0</td><td>Kobe Johnson</td><td>G 36:33</td><td>2-6</td><td>1-4</td><td>2-4</td><td>3</td><td>4</td><td>7</td><td>3</td><td>2</td><td>7</td><td>4</td><td>3</td><td>3</td><td>0</td><td>0</td></tr><tr><td>2</td><td>Dylan Andrews</td><td>G 20:49</td><td>2-4</td><td>0-2</td><td>0-0</td><td>1</td><td>1</td><td>2</td><td>0</td><td>0</td><td>4</td><td>0</td><td>3</td><td>4</td><td>0</td><td>-1</td></tr><tr><td>55</td><td>Sky Clark</td><td>G 31:48</td><td>5-9</td><td>3-7</td><td>2-2</td><td>1</td><td>2</td><td>3</td><td>3</td><td>5</td><td>15</td><td>1</td><td>3</td><td>1</td><td>0</td><td>14</td></tr><tr><td>12</td><td>Sebastian Mack</td><td>27:23</td><td>3-7</td><td>0-2</td><td>0-4</td><td>0</td><td>0</td><td>0</td><td>2</td><td>2</td><td>6</td><td>3</td><td>0</td><td>1</td><td>0</td><td>-7</td></tr><tr><td>0</td><td>Lazar Stefanovic</td><td>01:04</td><td>0-1</td><td>0-1</td><td>0-0</td><td>0</td><td>0</td><td>0</td><td>0</td><td>0</td><td>0</td><td>0</td><td>1</td><td>0</td><td>0</td><td>-1</td></tr><tr><td>8</td><td>Dominick Harris</td><td>04:30</td><td>0-1</td><td>0-1</td><td>0-0</td><td>0</td><td>0</td><td>0</td><td>0</td><td>0</td><td>2</td><td>0</td><td>0</td><td>0</td><td>0</td><td>6</td></tr><tr><td>24</td><td>William Kyle III</td><td>04:26</td><td>1-1</td><td>0-0</td><td>0-0</td><td>0</td><td>1</td><td>1</td><td>0</td><td>1</td><td>2</td><td>0</td><td>0</td><td>0</td><td>0</td><td>-2</td></tr><tr><td>1</td><td>Trent Perry</td><td>10:11</td><td>0-2</td><td>0-0</td><td>1-2</td><td>0</td><td>0</td><td>0</td><td>1</td><td>1</td><td>1</td><td>0</td><td>1</td><td>1</td><td>0</td><td>-10</td></tr><tr><td>15</td><td>Aday Mara</td><td>06:44</td><td>1-2</td><td>0-0</td><td>0-0</td><td>0</td><td>1</td><td>1</td><td>1</td><td>2</td><td>0</td><td>2</td><td>0</td><td>0</td><td>0</td><td>-3</td></tr><tr><td colspan="3">Team</td><td colspan="3"></td><td>3</td><td>2</td><td>5</td><td></td><td></td><td>0</td><td></td><td></td><td></td><td></td><td></td></tr><tr><td colspan="3">Totals</td><td>23-51</td><td>4-21</td><td>7-16</td><td>8</td><td>16</td><td>24</td><td>16</td><td>57</td><td>10</td><td>14</td><td>10</td><td>1</td><td>2</td><td>3</td><td></td></tr></table>										NO.	Name	Min	FG	3P	FT	Rebounds	Fouls	TP	AS	TO	ST	Blocks	+/-	M.A.	M.A.	M.A.	M.A.	M.A.	OR	DR	PF	FD				BS	BA	3	Eric Dailey Jr.	F 22:03	1-3	0-1	1-2	0	2	2	4	1	3	1	0	0	17	34	Tyler Blodeau	F 32:29	8-15	0-3	1-2	0	3	3	2	1	17	1	1	0	1	2	0	Kobe Johnson	G 36:33	2-6	1-4	2-4	3	4	7	3	2	7	4	3	3	0	0	2	Dylan Andrews	G 20:49	2-4	0-2	0-0	1	1	2	0	0	4	0	3	4	0	-1	55	Sky Clark	G 31:48	5-9	3-7	2-2	1	2	3	3	5	15	1	3	1	0	14	12	Sebastian Mack	27:23	3-7	0-2	0-4	0	0	0	2	2	6	3	0	1	0	-7	0	Lazar Stefanovic	01:04	0-1	0-1	0-0	0	0	0	0	0	0	0	1	0	0	-1	8	Dominick Harris	04:30	0-1	0-1	0-0	0	0	0	0	0	2	0	0	0	0	6	24	William Kyle III	04:26	1-1	0-0	0-0	0	1	1	0	1	2	0	0	0	0	-2	1	Trent Perry	10:11	0-2	0-0	1-2	0	0	0	1	1	1	0	1	1	0	-10	15	Aday Mara	06:44	1-2	0-0	0-0	0	1	1	1	2	0	2	0	0	0	-3	Team						3	2	5			0						Totals			23-51	4-21	7-16	8	16	24	16	57	10	14	10	1	2	3		<table><tr><th>NO.</th><th>Name</th><th>Min</th><th>FG</th><th>3P</th><th>FT</th><th>Rebounds</th><th>Fouls</th><th>TP</th><th>AS</th><th>TO</th><th>ST</th><th>Blocks</th><th>+/-</th></tr><tr><th>M.A.</th><th>M.A.</th><th>M.A.</th><th>M.A.</th><th>M.A.</th><th>OR</th><th>DR</th><th>PF</th><th>FD</th><th></th><th></th><th></th><th>BS</th><th>BA</th></tr><tr><td>4</td><td>Trey Townsend</td><td>F 35:21</td><td>4-8</td><td>0-2</td><td>2-2</td><td>1</td><td>1</td><td>2</td><td>1</td><td>10</td><td>1</td><td>4</td><td>0</td><td>0</td><td>1</td><td>-5</td></tr><tr><td>30</td><td>Tobe Awaka</td><td>F 11:36</td><td>1-1</td><td>0-0</td><td>2-4</td><td>2</td><td>0</td><td>2</td><td>3</td><td>3</td><td>4</td><td>1</td><td>2</td><td>0</td><td>0</td><td>0</td></tr><tr><td>0</td><td>Jaden Bradley</td><td>G 35:12</td><td>4-7</td><td>0-0</td><td>4-4</td><td>0</td><td>7</td><td>7</td><td>3</td><td>3</td><td>12</td><td>6</td><td>2</td><td>5</td><td>0</td><td>5</td></tr><tr><td>1</td><td>Caleb Love</td><td>G 35:41</td><td>3-10</td><td>1-7</td><td>0-0</td><td>0</td><td>6</td><td>6</td><td>2</td><td>1</td><td>7</td><td>1</td><td>3</td><td>0</td><td>0</td><td>2</td></tr><tr><td>9</td><td>Carter Bryant</td><td>G 09:06</td><td>2-3</td><td>0-1</td><td>0-0</td><td>0</td><td>2</td><td>2</td><td>0</td><td>0</td><td>4</td><td>0</td><td>2</td><td>1</td><td>0</td><td>4</td></tr><tr><td>5</td><td>KJ Lewis</td><td>27:02</td><td>1-4</td><td>0-1</td><td>3-4</td><td>3</td><td>0</td><td>3</td><td>1</td><td>3</td><td>5</td><td>1</td><td>3</td><td>0</td><td>1</td><td>-11</td></tr><tr><td>13</td><td>Henri Veeasaar</td><td>27:24</td><td>3-8</td><td>0-4</td><td>3-5</td><td>2</td><td>5</td><td>7</td><td>4</td><td>5</td><td>9</td><td>0</td><td>4</td><td>0</td><td>0</td><td>-2</td></tr><tr><td>3</td><td>Anthony Dell'Orso</td><td>13:50</td><td>1-1</td><td>1-1</td><td>0-0</td><td>0</td><td>0</td><td>0</td><td>0</td><td>3</td><td>0</td><td>2</td><td>2</td><td>1</td><td>0</td><td>0</td></tr><tr><td>55</td><td>Conrad Martinez</td><td>04:48</td><td>0-0</td><td>0-0</td><td>0-0</td><td>0</td><td>0</td><td>0</td><td>2</td><td>0</td><td>0</td><td>1</td><td>0</td><td>0</td><td>0</td><td>-8</td></tr><tr><td colspan="3">Team</td><td colspan="3"></td><td>1</td><td>4</td><td>5</td><td></td><td></td><td>0</td><td></td><td></td><td></td><td></td><td></td></tr><tr><td colspan="3">Totals</td><td>19-42</td><td>2-16</td><td>14-19</td><td>9</td><td>25</td><td>34</td><td>16</td><td>16</td><td>54</td><td>11</td><td>22</td><td>8</td><td>2</td><td>1</td><td>-3</td></tr></table>																			NO.	Name	Min	FG	3P	FT	Rebounds	Fouls	TP	AS	TO	ST	Blocks	+/-	M.A.	M.A.	M.A.	M.A.	M.A.	OR	DR	PF	FD				BS	BA	4	Trey Townsend	F 35:21	4-8	0-2	2-2	1	1	2	1	10	1	4	0	0	1	-5	30	Tobe Awaka	F 11:36	1-1	0-0	2-4	2	0	2	3	3	4	1	2	0	0	0	0	Jaden Bradley	G 35:12	4-7	0-0	4-4	0	7	7	3	3	12	6	2	5	0	5	1	Caleb Love	G 35:41	3-10	1-7	0-0	0	6	6	2	1	7	1	3	0	0	2	9	Carter Bryant	G 09:06	2-3	0-1	0-0	0	2	2	0	0	4	0	2	1	0	4	5	KJ Lewis	27:02	1-4	0-1	3-4	3	0	3	1	3	5	1	3	0	1	-11	13	Henri Veeasaar	27:24	3-8	0-4	3-5	2	5	7	4	5	9	0	4	0	0	-2	3	Anthony Dell'Orso	13:50	1-1	1-1	0-0	0	0	0	0	3	0	2	2	1	0	0	55	Conrad Martinez	04:48	0-0	0-0	0-0	0	0	0	2	0	0	1	0	0	0	-8	Team						1	4	5			0						Totals			19-42	2-16	14-19	9	25	34	16	16	54	11	22	8	2	1	-3
NO.	Name	Min	FG	3P	FT	Rebounds	Fouls	TP	AS	TO	ST	Blocks	+/-																																																																																																																																																																																																																																																																																																																																																																																																																																																																																																
M.A.	M.A.	M.A.	M.A.	M.A.	OR	DR	PF	FD				BS	BA																																																																																																																																																																																																																																																																																																																																																																																																																																																																																																
3	Eric Dailey Jr.	F 22:03	1-3	0-1	1-2	0	2	2	4	1	3	1	0	0	17																																																																																																																																																																																																																																																																																																																																																																																																																																																																																														
34	Tyler Blodeau	F 32:29	8-15	0-3	1-2	0	3	3	2	1	17	1	1	0	1	2																																																																																																																																																																																																																																																																																																																																																																																																																																																																																													
0	Kobe Johnson	G 36:33	2-6	1-4	2-4	3	4	7	3	2	7	4	3	3	0	0																																																																																																																																																																																																																																																																																																																																																																																																																																																																																													
2	Dylan Andrews	G 20:49	2-4	0-2	0-0	1	1	2	0	0	4	0	3	4	0	-1																																																																																																																																																																																																																																																																																																																																																																																																																																																																																													
55	Sky Clark	G 31:48	5-9	3-7	2-2	1	2	3	3	5	15	1	3	1	0	14																																																																																																																																																																																																																																																																																																																																																																																																																																																																																													
12	Sebastian Mack	27:23	3-7	0-2	0-4	0	0	0	2	2	6	3	0	1	0	-7																																																																																																																																																																																																																																																																																																																																																																																																																																																																																													
0	Lazar Stefanovic	01:04	0-1	0-1	0-0	0	0	0	0	0	0	0	1	0	0	-1																																																																																																																																																																																																																																																																																																																																																																																																																																																																																													
8	Dominick Harris	04:30	0-1	0-1	0-0	0	0	0	0	0	2	0	0	0	0	6																																																																																																																																																																																																																																																																																																																																																																																																																																																																																													
24	William Kyle III	04:26	1-1	0-0	0-0	0	1	1	0	1	2	0	0	0	0	-2																																																																																																																																																																																																																																																																																																																																																																																																																																																																																													
1	Trent Perry	10:11	0-2	0-0	1-2	0	0	0	1	1	1	0	1	1	0	-10																																																																																																																																																																																																																																																																																																																																																																																																																																																																																													
15	Aday Mara	06:44	1-2	0-0	0-0	0	1	1	1	2	0	2	0	0	0	-3																																																																																																																																																																																																																																																																																																																																																																																																																																																																																													
Team						3	2	5			0																																																																																																																																																																																																																																																																																																																																																																																																																																																																																																		
Totals			23-51	4-21	7-16	8	16	24	16	57	10	14	10	1	2	3																																																																																																																																																																																																																																																																																																																																																																																																																																																																																													
NO.	Name	Min	FG	3P	FT	Rebounds	Fouls	TP	AS	TO	ST	Blocks	+/-																																																																																																																																																																																																																																																																																																																																																																																																																																																																																																
M.A.	M.A.	M.A.	M.A.	M.A.	OR	DR	PF	FD				BS	BA																																																																																																																																																																																																																																																																																																																																																																																																																																																																																																
4	Trey Townsend	F 35:21	4-8	0-2	2-2	1	1	2	1	10	1	4	0	0	1	-5																																																																																																																																																																																																																																																																																																																																																																																																																																																																																													
30	Tobe Awaka	F 11:36	1-1	0-0	2-4	2	0	2	3	3	4	1	2	0	0	0																																																																																																																																																																																																																																																																																																																																																																																																																																																																																													
0	Jaden Bradley	G 35:12	4-7	0-0	4-4	0	7	7	3	3	12	6	2	5	0	5																																																																																																																																																																																																																																																																																																																																																																																																																																																																																													
1	Caleb Love	G 35:41	3-10	1-7	0-0	0	6	6	2	1	7	1	3	0	0	2																																																																																																																																																																																																																																																																																																																																																																																																																																																																																													
9	Carter Bryant	G 09:06	2-3	0-1	0-0	0	2	2	0	0	4	0	2	1	0	4																																																																																																																																																																																																																																																																																																																																																																																																																																																																																													
5	KJ Lewis	27:02	1-4	0-1	3-4	3	0	3	1	3	5	1	3	0	1	-11																																																																																																																																																																																																																																																																																																																																																																																																																																																																																													
13	Henri Veeasaar	27:24	3-8	0-4	3-5	2	5	7	4	5	9	0	4	0	0	-2																																																																																																																																																																																																																																																																																																																																																																																																																																																																																													
3	Anthony Dell'Orso	13:50	1-1	1-1	0-0	0	0	0	0	3	0	2	2	1	0	0																																																																																																																																																																																																																																																																																																																																																																																																																																																																																													
55	Conrad Martinez	04:48	0-0	0-0	0-0	0	0	0	2	0	0	1	0	0	0	-8																																																																																																																																																																																																																																																																																																																																																																																																																																																																																													
Team						1	4	5			0																																																																																																																																																																																																																																																																																																																																																																																																																																																																																																		
Totals			19-42	2-16	14-19	9	25	34	16	16	54	11	22	8	2	1	-3																																																																																																																																																																																																																																																																																																																																																																																																																																																																																												
Technical Fouls: NONE										Technical Fouls: NONE																																																																																																																																																																																																																																																																																																																																																																																																																																																																																																			
<table><tr><th>UCL</th><th>ARI</th></tr><tr><td>8 (1<sup>st</sup> 10:18)</td><td>13 (2<sup>nd</sup> 10:49)</td></tr><tr><td>11 (2<sup>nd</sup> 1:42)</td><td>10 (1<sup>st</sup> 4:03)</td></tr><tr><td>7</td><td>6</td></tr><tr><td>3</td><td>5</td></tr><tr><td>18:44</td><td>18:02</td></tr></table>										UCL	ARI	8 (1 <sup>st</sup> 10:18)	13 (2 <sup>nd</sup> 10:49)	11 (2 <sup>nd</sup> 1:42)	10 (1 <sup>st</sup> 4:03)	7	6	3	5	18:44	18:02	<table><tr><th>SAM</th><th>ARIZ</th></tr><tr><td>0 (1<sup>st</sup> 20:00)</td><td>32 (2<sup>nd</sup> 0:37)</td></tr><tr><td>7 (2<sup>nd</sup> 16:21)</td><td>10 (2<sup>nd</sup> 2:12)</td></tr><tr><td>0</td><td>6</td></tr><tr><td>2</td><td>12</td></tr><tr><td>00:00</td><td>38:47</td></tr></table>																			SAM	ARIZ	0 (1 <sup>st</sup> 20:00)	32 (2 <sup>nd</sup> 0:37)	7 (2 <sup>nd</sup> 16:21)	10 (2 <sup>nd</sup> 2:12)	0	6	2	12	00:00	38:47																																																																																																																																																																																																																																																																																																																																																																																																																																																									
UCL	ARI																																																																																																																																																																																																																																																																																																																																																																																																																																																																																																												
8 (1 <sup>st</sup> 10:18)	13 (2 <sup>nd</sup> 10:49)																																																																																																																																																																																																																																																																																																																																																																																																																																																																																																												
11 (2 <sup>nd</sup> 1:42)	10 (1 <sup>st</sup> 4:03)																																																																																																																																																																																																																																																																																																																																																																																																																																																																																																												
7	6																																																																																																																																																																																																																																																																																																																																																																																																																																																																																																												
3	5																																																																																																																																																																																																																																																																																																																																																																																																																																																																																																												
18:44	18:02																																																																																																																																																																																																																																																																																																																																																																																																																																																																																																												
SAM	ARIZ																																																																																																																																																																																																																																																																																																																																																																																																																																																																																																												
0 (1 <sup>st</sup> 20:00)	32 (2 <sup>nd</sup> 0:37)																																																																																																																																																																																																																																																																																																																																																																																																																																																																																																												
7 (2 <sup>nd</sup> 16:21)	10 (2 <sup>nd</sup> 2:12)																																																																																																																																																																																																																																																																																																																																																																																																																																																																																																												
0	6																																																																																																																																																																																																																																																																																																																																																																																																																																																																																																												
2	12																																																																																																																																																																																																																																																																																																																																																																																																																																																																																																												
00:00	38:47																																																																																																																																																																																																																																																																																																																																																																																																																																																																																																												
Points from Turnovers										Points from Turnovers																																																																																																																																																																																																																																																																																																																																																																																																																																																																																																			
UCL 30										SAM 33																																																																																																																																																																																																																																																																																																																																																																																																																																																																																																			
ARI 28										ARIZ 56																																																																																																																																																																																																																																																																																																																																																																																																																																																																																																			
Period by Period Scoring										Period by Period Scoring																																																																																																																																																																																																																																																																																																																																																																																																																																																																																																			
1st 2nd TOT										1st 2nd TOT																																																																																																																																																																																																																																																																																																																																																																																																																																																																																																			
UCL 30 27 57										TCU 37 44 81																																																																																																																																																																																																																																																																																																																																																																																																																																																																																																			
ARI 28 26 54										ARIZ 41 49 90																																																																																																																																																																																																																																																																																																																																																																																																																																																																																																			

Official Basketball Box Score - Final														Game Time: 7:01 PM													
Samford at Arizona														Game Duration: 2:07													
12/18/24 McKale Center, Tucson, Ariz.														Attendance: 12,847													
2024-25 Men's Basketball														Officials: Jeffery Anderson, Bret Smith, Chance Moore													
Samford - 64														Arizona - 96													
Record: 9-3														Record: 5-5													
Technical Fouls: NONE														Technical Fouls: NONE													
Shooting By Period														Shooting By Period													
1st FG% 12-28 42.9%														1st FG% 19-31 61.3%													
3PT% 8-16 50.0%														3PT% 4-12 33.3%													
FT% 1-2 50%														FT% 14-18 77.8%													
2nd FG% 10-32 31.3%														2nd FG% 13-24 54.2%													
3PT% 4-19 21.1%														3PT% 3-10 30.0%													
FT% 7-13 53.8%														FT% 11-13 84.6%													
GM FG% 22-60 36.7%														GM FG% 28-55 50.9%													
3PT% 12-35 34.3%														3PT% 7-22 31.8%													
FT% 8-15 53.3%														FT% 25-31 80.6%													
Dead Ball Rebounds: 4-0														Dead Ball Rebounds: 4-1													
Team														Team													
Totals														Totals													
22-60 36.7%														22-60 36.7%													
3PT% 12-35 34.3%														3PT% 7-22 31.8%													
FT% 8-15 53.3%														FT% 25-31 80.6%													
Dead Ball Rebounds: 4-0														Dead Ball Rebounds: 4-1													
Team														Team													
Totals														Totals													
22-60 36.7%														22-60 36.7%													
3PT% 12-35 34.3%														3PT% 7-22 31.8%													
FT% 8-15 53.3%														FT% 25-31 80.6%													
Dead Ball Rebounds: 4-0														Dead Ball Rebounds: 4-1													
Team														Team													
Totals														Totals													
22-60 36.7%														22-60 36.7%													
3PT% 12-35 34.3%														3PT% 7-22 31.8%													
FT% 8-15 53.3%														FT% 25-31 80.6%													
Dead Ball Rebounds: 4-0														Dead Ball Rebounds: 4-1													
Team														Team													
Totals														Totals													
22-60 36.7%														22-60 36.7%													
3PT% 12-35 34.3%														3PT% 7-22 31.8%													
FT% 8-15 53.3%														FT% 25-31 80.6%													
Dead Ball Rebounds: 4-0														Dead Ball Rebounds: 4-1													
Team														Team													
Totals														Totals													
22-60 36.7%														22-60 36.7%													
3PT% 12-35 34.3%														3PT% 7-22 31.8%													
FT% 8-15 53.3%														FT% 25-31 80.6%													
Dead Ball Rebounds: 4-0														Dead Ball Rebounds: 4-1													
Team														Team													
Totals														Totals													
22-60 36.7%														22-60 36.7%													
3PT% 12-35 34.3%														3PT% 7-22 31.8%													
FT% 8-15 53.3%														FT% 25-31 80.6%													
Dead Ball Rebounds: 4-0														Dead Ball Rebounds: 4-1													
Team														Team													
Totals														Totals													
22-60 36.7%														22-60 36.7%													
3PT% 12-35 34.3%														3PT% 7-22 31.8%													
FT% 8-15 53.3%														FT% 25-31 80.6%													
Dead Ball Rebounds: 4-0														Dead Ball Rebounds: 4-1													
Team														Team													
Totals														Totals													
22-60 36.7%														22-60 36.7%													
3PT% 12-35 34.3%														3PT% 7-22 31.8%													
FT% 8-15 53.3%														FT% 25-31 80.6%													
Dead Ball Rebounds: 4-0														Dead Ball Rebounds: 4-1													
Team														Team													
Totals														Totals													
22-60 36.7%														22-60 36.7%													
3PT% 12-35 34.3%														3PT% 7-22 31.8%													
FT% 8-15 53.3%														FT% 25-31 80.6%													
Dead Ball Rebounds: 4-0														Dead Ball Rebounds: 4-1													
Team														Team													
Totals														Totals													
22-60 36.7%														22-60 36.7%													
3PT% 12-35 34.3%														3PT% 7-22 31.8%													
FT% 8-15 53.3%														FT% 25-31 80.6%													
Dead Ball Rebounds: 4-0														Dead Ball Rebounds: 4-1													
Team														Team													
Totals														Totals													
22-60 36.7%														22-60 36.7%													
3PT% 12-35 34.3%														3PT% 7-22 31.8%													
FT% 8-15 53.3%														FT% 25-31 80.6%													
Dead Ball Rebounds: 4-0														Dead Ball Rebounds: 4-1													
Team														Team													
Totals														Totals													
22-60 36.7%														22-60 36.7%													
3PT% 12-35 34.3%														3PT% 7-22 31.8%													
FT% 8-15 53.3%														FT% 25-31 80.6%													
Dead Ball Rebounds: 4-0														Dead Ball Rebounds: 4-1													
Team														Team													
Totals														Totals													
22-60 36.7%														22-60 36.7%													
3PT% 12-35 34.3%														3PT% 7-22 31.8%													
FT% 8-15 53.3%														FT% 25-31 80.6%													
Dead Ball Rebounds: 4-0														Dead Ball Rebounds: 4-1													
Team														Team													
Totals														Totals													
22-60 36.7%														22-60 36.7%													
3PT% 12-35 34.3%														3PT% 7-22 31.8%													
FT% 8-15 53.3%														FT% 25-31 80.6%													
Dead Ball Rebounds: 4-0														Dead Ball Rebounds: 4-1													
Team														Team													
Totals														Totals													
22-60 36.7%														22-60 36.7%													
3PT% 12-35 34.3%														3PT% 7-22 31.8%													
FT% 8-15 53.3%														FT% 25-31 80.6%													
Dead Ball Rebounds: 4-0														Dead Ball Rebounds: 4-1													
Team														Team													
Totals														Totals													
22-60 36.7%														22-60 36.7%													
3PT% 12-35 34.3%														3PT% 7-22 31.8%													
FT% 8-15 53.3%														FT% 25-31 80.6%													
Dead Ball Rebounds: 4-0														Dead Ball Rebounds: 4-1													
Team														Team													
Totals														Totals													
22-60 36.7%														22-60 36.7%													
3PT% 12-35 34.3%														3PT% 7-22 31.8%													
FT% 8-15 53.3%														FT% 25-31 80.6%													
Dead Ball Rebounds: 4-0														Dead Ball Rebounds: 4-1													
Team														Team													
Totals														Totals													
22-60 36.7%														22-60 36.7%													
3PT% 12-35 34.3%														3PT% 7-22 31.8%													
FT% 8-15 53.3%														FT% 25-31 80.6%													
Dead Ball Rebounds: 4-0														Dead Ball Rebounds: 4-1													
Team														Team													
Totals														Totals													
22-60 36.7%														22-60 36.7%													
3PT% 12-35 34.3%														3PT% 7-22 31.8%													
FT% 8-15 53.3%														FT% 25-31 80.6%													
Dead Ball Rebounds: 4-0														Dead Ball Rebounds: 4-1													
Team														Team													
Totals														Totals													
22-60 36.7%														22-60 36.7%													
3PT% 12-35 34.3%														3PT% 7-22 31.8%													
FT% 8-15 53.3%														FT% 25-31 80.6%													
Dead Ball Rebounds: 4-0														Dead Ball Rebounds: 4-1													
Team														Team													
Totals														Totals													
22-60 36.7%														22-60 36.7%													
3PT% 12-35 34.3%														3PT% 7-22 31.8%													
FT% 8-15 53.3%														FT% 25-31 80.6%													
Dead Ball Rebounds: 4-0														Dead Ball Rebounds: 4-1													
Team														Team													
Totals														Totals													
22-60 36.7%														22-60 36.7%													
3PT% 12-35 34.3%														3PT% 7-22 31.8%													
FT% 8-15 53.3%														FT% 25-31 80.6%													
Dead Ball Rebounds: 4-0														Dead Ball Rebounds: 4-1													
Team														Team													
Totals														Totals													
22-60 36.7%														22-60 36.7%													
3PT% 12-35 34.3%														3PT% 7-22 31.8%													
FT% 8-15 53.3%														FT% 25-31 80.6%													
Dead Ball Rebounds: 4-0														Dead Ball Rebounds: 4-1													
Team														Team													
Totals														Totals													
22-60 36.7%														22-60 36.7%													
3PT% 12-35 34.3%														3PT% 7-22 31.8%													
FT% 8-15 53.3%														FT% 25-31 80.6%													
Dead Ball Rebounds: 4-0														Dead Ball Rebounds: 4-1													
Team														Team													
Totals														Totals													
22-60 36.7%														22-60 36.7%													
3PT% 12-35 34.3%														3PT% 7-22 31.8%													
FT% 8-15 53.3%														FT% 25-31 80.6%													
Dead Ball Rebounds: 4-0														Dead Ball Rebounds: 4-1													
Team														Team													
Totals														Totals													
22-60 36.7%														22-60 36.7%													
3PT% 12-35 34.3%														3PT% 7-22 31.8%													
FT% 8-15 53.3%														FT% 25-31 80.6%													
Dead Ball Rebounds: 4-0														Dead Ball Rebounds: 4-1													
Team														Team													
Totals														Totals													
22-60 36.7%														22-60 36.7%													
3PT% 12-35 34.3%														3PT% 7-22 31.8%													
FT% 8-15 53.3%														FT% 25-31 80.6%													
Dead Ball Rebounds: 4-0														Dead Ball Rebounds: 4-1													
Team														Team													
Totals														Totals													
22-60 36.7%														22-60 36.7%													
3PT% 12-35 34.3%														3PT% 7-22 31.8%													
FT% 8-15 53.3%														FT% 25-31 80.6%													
Dead Ball Rebounds: 4-0														Dead Ball Rebounds: 4-1													
Team														Team													
Totals														Totals													
22-60 36.7%														22-60 36.7%													
3PT% 12-35 34.3%														3PT% 7-22 31.8%													
FT% 8-15 53.3%														FT% 25-31 80.6%													
Dead Ball Rebounds: 4-0														Dead Ball Rebounds: 4-1													
Team														Team													
Totals														Totals													
22-60 36.7%														22-60 36.7%													
3PT% 12-35 34.3%														3PT% 7-22 31.8%													
FT% 8-15 53.3%														FT% 25-31 80.6%													
Dead Ball Rebounds: 4-0														Dead Ball Rebounds: 4-1													
Team														Team													
Totals														Totals													
22-60 36.7%														22-60 36.7%													
3PT% 12-35 34.3%														3PT% 7-22 31.8%													
FT% 8-15 53.3%														FT% 25-31 80.6%													
Dead Ball Rebounds: 4-0														Dead Ball Rebounds: 4-1													
Team														Team													
Totals														Totals													
22-60 36.7%														22-60 36.7%													
3PT% 12-35 34.3%														3PT% 7-22 31.8%													
FT% 8-15 53.3%														FT% 25-31 80.6%													
Dead Ball Rebounds: 4-0														Dead Ball Rebounds: 4-1													
Team														Team													
Totals														Totals													
22-60 36.7%														22-60 36.7%													
3PT% 12-35 34.3%														3PT% 7-22 31.8%													
FT% 8-15 53.3%														FT% 25-31 80.6%													
Dead Ball Rebounds: 4-0														Dead Ball Rebounds: 4-1													
Team														Team													
Totals														Totals													
22-60 36.7%														22-60 36.7%													
3PT% 12-35 34.3%														3PT% 7-22 31.8%													
FT% 8-15 53.3%														FT% 25-31 80.6%													
Dead Ball Rebounds: 4-0														Dead Ball Rebounds: 4-1													
Team														Team													
Totals														Totals													
22-60 36.7%														22-60 36.7%													
3PT% 12-35 34.3%														3PT% 7-22 31.8%													
FT% 8-15 53.3%														FT% 25-31 80.6%													
Dead Ball Rebounds: 4-0														Dead Ball Rebounds: 4-1													
Team														Team													
Totals														Totals													
22-60 36.7%														22-60 36.7%													
3PT% 12-35 34.3%														3PT% 7-22 31.8%													
FT% 8-15 53.3%														FT% 25-31 80.6%													
Dead Ball Rebounds: 4-0														Dead Ball Rebounds: 4-1													
Team														Team													
Totals														Totals													
22-60 36.7%														22-60 36.7%													
3PT% 12-35 34.3%														3PT% 7-22 31.8%													
FT% 8-15 53.3%														FT% 25-31 80.6%													
Dead Ball Rebounds: 4-0														Dead Ball Rebounds: 4-1													
Team														Team													
Totals														Totals													
22-60 36.7%														22-60 36.7%													
3PT% 12-35 34.3%														3PT% 7-22 31.8%													
FT% 8-15 53.3%														FT% 25-31 80.6%													
Dead Ball Rebounds: 4-0														Dead Ball Rebounds: 4-1													
Team														Team													
Totals														Totals													
22-60 36.7%														22-60 36.7%													
3PT% 12-35 34.3%														3PT% 7-22 31.8%													
FT% 8-15 53.3%														FT% 25-31 80.6%													
Dead Ball Rebounds: 4-0														Dead Ball Rebounds: 4-1													
Team														Team													
Totals														Totals													
22-60 36.7%														22-60 36.7%													
3PT% 12-35 34.3%														3PT% 7-22 31.8%													
FT% 8-15 53.3%														FT% 25-31 80.6%													
Dead Ball Rebounds: 4-0														Dead Ball Rebounds: 4-1													
Team														Team													
Totals														Totals													
22-60 36.7%														22-60 36.7%													
3PT% 12-35 34.3%														3PT% 7-22 31.8%													
FT% 8-15 53.3%														FT% 25-31 80.6%													
Dead Ball Rebounds: 4-0														Dead Ball Rebounds: 4-1													
Team														Team													
Totals														Totals													
22-60 36.7%														22-60 36.7%													
3PT% 12-35 34.3%														3PT% 7-22 31.8%													
FT% 8-15 53.3%														FT% 25-31 80.6%													
Dead Ball Rebounds: 4-0														Dead Ball Rebounds: 4-1													
Team														Team													
Totals														Totals													
22-60 36.7%														22-60 36.7%													
3PT% 12-35 34.3%														3PT% 7-22 31.8%													
FT% 8-15 53.3%														FT% 25-31 80.6%													
Dead Ball Rebounds: 4-0														Dead Ball Rebounds: 4-1													
Team														Team													
Totals														Totals													
22-60 36.7%														22-60 36.7%													
3PT% 12-35 34.3%														3PT% 7-22 31.8%													
FT% 8-15 53.3%														FT% 25-31 80.6%													
Dead Ball Rebounds: 4-0														Dead Ball Rebounds: 4-1													
Team														Team													
Totals														Totals													
22-60 36.7%														22-60 36.7%													
3PT% 12-35 34.3%														3PT% 7-22 31.8%													
FT% 8-15 53.3%														FT% 25-31 80.6%													
Dead Ball Rebounds: 4-0														Dead Ball Rebounds: 4-1													
Team														Team													
Totals														Totals													
22-60 36.7%														22-60 36.7%													
3PT% 12-35 34.3%														3PT% 7-22 31.8%													
FT% 8-15 53.3%														FT% 25-31 80.6%													
Dead Ball Rebounds: 4-0														Dead Ball Rebounds: 4-1													
Team														Team													
Totals														Totals													
22-60 36.7%														22-60 36.7%													
3PT% 12-35 34.3%														3PT% 7-22 31.8%													
FT% 8-15 53.3%														FT% 25-31 80.6%													
Dead Ball Rebounds: 4-0														Dead Ball Rebounds: 4-1													
Team														Team													
Totals														Totals													
22-60 36.7%														22-60 36.7%													
3PT% 12-35 34.3%														3PT% 7-22 31.8%													
FT% 8-15 53.3%														FT% 25-31 80.6%													
Dead Ball Rebounds: 4-0														Dead Ball Rebounds: 4-1													
Team														Team													
Totals														Totals													
22-60 36.7%														22-60 36.7%													
3PT% 12-35 34.3%														3PT% 7-22 31.8%													
FT% 8-15 53.3%														FT% 25-31 80.6%													
Dead Ball Rebounds: 4-0														Dead Ball Rebounds: 4-1													
Team														Team													
Totals														Totals													
22-60 36.7%														22-60 36.7%													
3PT% 12-35 34.3%														3PT% 7-22 31.8%													
FT% 8-15 53.3%														FT% 25-31 80.6%													
Dead Ball Rebounds: 4-0														Dead Ball Rebounds: 4-1													
Team														Team													
Totals														Totals													
22-60 36.7%														22-60 36.7%													
3PT% 12-35 34.3%														3PT% 7-22 31.8%													
FT% 8-15 53.3%														FT% 25-31 80.6%													
Dead Ball Rebounds: 4-0														Dead													





## THE LAST TIME...

As A Team:

**Scored 100 Points:** 102 vs. Southern Utah (12-7-24)  
**Scored 90 Points:** 90 vs. TCU (12-30-24)  
**Scored Less Than 50 Points:** 48 at USC (2-27-20)  
**Scored Less Than 40 Points:** 39 at UTEP (2-6-65)  
**Won By 50 Points:** W, 94-41 (53) vs. Central Michigan (12-21-24)  
**Won By 40 Points:** W, 94-41 (53) Central Michigan (12-21-24)  
**Won By 30 Points:** W, 94-41 (53) Central Michigan (12-21-24)  
**Lost By 20 Points:** L, 57-80 at USC (1-24-19)  
**Lost By 30 Points:** L, 69-99 vs. BYU (12-28-09)  
**Shot 65% Or Better:** 71.7% (38-53) vs. Nicholls (11-7-22)  
**Shot 60% Or Better:** 60.9% (39-64) vs. Oregon (3-2-24)  
**Shot Less Than 35%:** 34.7% (25-72) at Washington State (1-13-24)  
**Shot Less Than 30%:** 28.1% (16-57) at USC (2-27-20)  
**Shot 70% 3FG Or Better:** 71.4% (10-14) at Stanford (1-1-17)  
**Shot 60% 3FG Or Better:** 61.1% (11-18) vs. Nicholls (11-7-22)  
**Shot Less Than 30% 3FG:** 12.5% (2-16) vs. UCLA (12-14-24)  
**Shot Less Than 20% 3FG:** 12.5% (2-16) vs. UCLA (12-14-24)  
**Shot Less Than 15% 3FG:** 12.5% (2-16) vs. UCLA (12-14-24)  
**Made 10 Three-Pointers** 10 (of 29) vs. Central Michigan (12-21-24)  
**Failed To Make a 3FG:** (0-9) vs. UTEP (12-12-20)  
**Shot 90% On Free Throws:** 92.3% (12-13) vs. Central Michigan (12-21-24)  
**Shot Less Than 50% On FTs:** 35.3% (6-17) at California (2-9-23)  
**Had 50 Rebounds:** 52 at Wisconsin (11-15-24)  
**Had 20 Offensive Rebounds:** 24 at Wisconsin (11-15-24)  
**Had 30 Assists:** 30 vs. Nicholls (11-7-22)  
**Had 20 Assists:** 28 vs. TCU (12-30-24)  
**Had less than 10 assists:** 8 at Cincinnati (1-4-24)  
**Had 20 Turnovers:** 22 vs. UCLA (12-14-24)  
**Had Less Than 10 Turnovers:** 8 at West Virginia (1-7-25)  
**Had 10 Steals:** 10 vs. Central Michigan (12-21-24)  
**Had 10 Blocks:** 11 vs. UCLA (3-12-22)  
**Had Pair of 20-Point scorers:** Dell'Orso (21), Love (20) vs. Davidson (11-27-24)  
**Had 3 score 20-plus points:** Love (22), Larsson (22), Johnson (21) vs. Oregon (3-2-24)  
**Had 7+ Double-Digit Scorers:** 7 vs. Southern Utah (12-7-24)  
**Had 6 Double-Digit Scorers:** 6 vs. Arizona State (2-17-24)  
**Had 5 Double-Digit Scorers:** 5 vs. Samford (12-18-24)  
**Had No Double-Digit Scorers:** vs. California (2-2-84)  
**Had Two 10+ Rebounders:** Awaka (10), Lewis (10) vs. Davidson (11-27-24)  
**Had Three 10+ Rebounders:** at Washington State (2-3-16)  
 R. Anderson (12), K. Tarczewski (10) & M. Tollefsen (10)  
 56 vs. Samford (12-18-24)  
 50 vs. Central Michigan (12-21-24)  
 62 vs. Southern (11-13-23)- second half  
 19 at USC (1-24-19)  
 16 at Oregon (3-2-19)  
 11 vs. Stanford (2-4-24)  
 W, 105-99 (3OT) at Utah (2-8-24)  
 L, 76-83 (OT) vs. West Virginia (11-29-24)  
 W, 105-99 (3OT) at Utah (2-8-24)  
 L, 95-96 (2ot) vs. Florida Atlantic (12-23-23)  
 W, 105-99 (3OT) at Utah (2-8-24)  
 L, 73-77 vs. Colorado (12-20-65)  
 Never  
 L, 101-103 at USC (1-9-16)  
 W, 84-82 at Arizona State - A. Tubelis (1-21-21)  
 L, 80-83 at Oregon State - Jordan Pope (1-25-24)  
 W, 75-56 at #21 West Virginia (1-7-25)  
 L, 54-57 vs. #24 UCLA (12-14-24)  
 Dec. 11, 2023  
 5th (3-4-24)  
 9th (11-11-24)  
 24th (11-25-24)

As An Individual:

**Had a Triple-Double:** Kerr Kriisa (14p, 11r, 12a) vs. Southern (11-11-22)  
**Had a Dbl.-Dbl. (Pts/Reb):** Tobe Awaka (10p, 10r) vs. Central Michigan (12-21-24)  
**Had a Dbl.-Dbl. (Pts/Asst):** Kerr Kriisa (13 pts, 11 ast) at Oregon State (1-12-23)  
**Scored 20+ Pts w/ 10+ Rebs:** Oumar Ballo (22p, 13r) vs. California (2-1-24)  
**Scored 30+ Pts w/ 10+ Rebs:** Oumar Ballo (30p, 13r) vs. Creighton (11-23-22)  
**Scored 20+ Pts w/ 20+ Rebs:** Deandre Ayton (26p, 20r), vs. California (3-5-18)  
**Two Double-Doubles:** Ballo (11p, 13r), Love (18p, 11r) vs. LBSU (3-21-24)  
**Two 20p/10r Double-Doubles:** Tubelis (25p, 10r), Ballo (21p, 12r) at Washington (1-28-23)  
**Scored 40 Points:** Azuolas Tubelis (40) vs. Oregon (2-2-23)  
**Scored 30 Points:** Caleb Love (33) vs. TCU (12-30-24)  
**Scored 30 Points (Conf. Only):** Caleb Love (33) vs. TCU (12-30-24)  
**Scored 20 Points:** Caleb Love (33) vs. TCU (12-30-24)  
**Scored 20 Points (Conf. Only):** Caleb Love (33) vs. TCU (12-30-24)  
**Scored 20 Points in a half:** Caleb Love (20) vs. Central Michigan (12-21-24) - first half  
**Had 20+ Rebounds:** Oumar Ballo (21) vs. Florida Atlantic (12-23-23)  
**Had 15-19 Rebounds:** Tobe Awaka (15) vs. Old Dominion (11-9-24)  
**Had 7+ Offensive Rebounds:** Tobe Awaka (7) at Wisconsin (11-15-24)  
**Had 10+ Assists:** Kerr Kriisa (11) at Oregon State (1-12-23)  
**Had 5+ Steals:** Jaden Bradley (5) vs. UCLA (12-14-24)  
**Had 5+ Blocks:** Oumar Ballo (5) vs. Oregon (3-15-24)  
**Made 10+ Free Throws:** Azuolas Tubelis (10-12) vs. Washington State (1-7-23)

VERSUS ARIZONAAs A Team:

**Scored 100 Points:** 103 - at Wisconsin (11-15-24)  
**Scored 90 Points:** 103 - at Wisconsin (11-15-24)  
**Scored Less Than 50 Points:** 41 - vs. Central Michigan (12-21-24)  
**Scored Less Than 40 Points:** 39 - San Jose State (11-14-19)  
**Shot 65% Or Better:** 65.2% (30-46) - Oregon (2-4-17)  
**Shot 60% Or Better:** 61.1% (33-54) - at Stanford (2-11-23)  
**Shot 50% Or Better:** 52.2% (35-67) - vs. Oregon (3-2-24)  
**Shot Less Than 30%:** 25.9% (14-54) - vs. Central Michigan (12-21-24)  
**Shot Less Than 25%:** 22.4% (15-67) - UTRGV (11-12-21)  
**Shot 60% 3FG Or Better:** 60.0% (12-20) - at Oregon State (1-25-24)  
**Shot 50% 3FG Or Better:** 64.0% (16-25) - at Stanford (12-31-23)  
**Shot Less Than 20% 3FG:** 18.8% (3-16) - vs. Central Michigan (12-21-24)  
**Shot Less Than 10% 3FG:** 7.1% (1-14) - vs. Michigan (11-21-21)  
**Made 15 Three-Pointers:** 16 (of 25) - at Stanford (12-31-23)  
**Made 10 Three-Pointers:** 12 (of 35) - vs. Samford (12-18-24)  
**Failed To Make a 3FG:** (0-7) UCLA (1-18-97)  
**Shot 90% On Free Throws:** 95.2% (20-21) - vs. Oklahoma (11-28-24)  
**Shot Less Than 50% On FT's:** 43.8% (7-16) - vs. UCLA (12-14-24)  
**Had 50 Rebounds:** 50 - vs. LBSU (3-21-24)  
**Had 20 Offensive Rebounds:** 21 - at Utah (2-8-24)  
**Had 0 Offensive Rebounds:** 0 - vs. Colgate (12-2-23)  
**Had 20 Assists:** 21 - vs. West Virginia (11-29-24)  
**Had less than 5 assists:** 2 - vs. Old Dominion (11-9-24)  
**Had 20 Turnovers:** 25 - vs. Morgan State (11-6-23)  
**Had Less Than 10 Turnovers:** 8 - vs. TCU (12-30-24)  
**Had 10 Steals:** 10 - vs. UCLA (12-14-24)  
**Had 10 Blocks:** 11 - Oregon (3-11-16)  
**Had 30-Point & 20-Point Scorers:** J. Pope (31), T. Bilodeau (22) - at Oregon State (1-25-24)  
**Had Pair of 20-Point Scorers:** T. DeVries (26), T. Okani (20) - vs. West Virginia (11-29-24)  
**Had Three 20-Point Scorers:** F. Loyer (27), B. Smith (26), Z. Edey (22) vs. Purdue (12-16-23)  
**Had 6 Double-Digit Scorers:** Kansas (11-27-10)  
**Had 5 Double-Digit Scorers:** vs. Arizona State (2-25-23)  
**Had 1 Double-Digit Scorer:** at West Virginia (1-7-25)  
**Had No Double-Digit Scorers:** at Stanford (10-20-22)  
**Had Two 10+ Rebounders:** Br. Carlson (15); De. Smith (11) at Utah (2-8-24)  
**Scored 50+ Points In 1st Half:** 55 - at Wisconsin (11-15-24)  
**Scored 50+ Points In 2nd Half:** 53 - vs. Oregon (3-2-24)  
**Scored 20 Or Less In 1st Half:** 16 - vs. USC (3-14-24)  
**Scored 20 Or Less In 2nd Half:** 18 - vs. Central Michigan (12-21-24)  
**Did Not Score in OT period:** UCLA (3-9-18)

As An Individual:

**Had a Triple-Double:** Deivon Smith - at Utah (2-8-24); 14p, 11r, 10a  
**Had a Dbl-Dbl (Pts/Reb):** Ernest Udah Jr. - vs. TCU (12-30-24) 10p, 14r  
**Had a Dbl-Dbl (Pts/Asst):** Deivon Smith - at Utah (2-8-24); 14 pts, 10 assts  
**Had 30+ Points & 10+ Rebounds:** Brandon McCoy - UNLV (12-2-17); 33 pts, 10 rebs  
**Had 20+ Points & 15+ Rebounds:** Brandon Carlson - at Utah (2-8-24) 27p, 15r  
**Had 20+ Points & 10+ Rebounds:** DaRon Holmes - vs. Dayton (3-23-24) ; 23p, 11r  
**Two Double-Doubles:** Br. Carlson (27p, 15r), D. Smith (14p, 11r, 10a) at Utah (2-8-24)  
**Scored 30+ Points in Back-to-Back Games vs. UA:**

**Scored 40 Points:** Jimmer Fredette, BYU - 49 points (12-28-09) & 31 points (12-11-10)  
**Scored 30 Points:** John Tonje (41) - at Wisconsin (11-15-24)  
**Scored 30 Points (P12 Only):** John Tonje (41) - at Wisconsin (11-15-24)  
**Scored 20 Points:** Jermaine Cousnard (39) - vs. Oregon (3-2-24)  
**Scored 20 Points (P12 Only):** Noah Reynolds (23) - vs. TCU (12-30-24)  
**Had 20+ Rebounds:** Noah Reynolds (23) - vs. TCU (12-30-24)  
**Had 15-19 Rebounds:** Zylan Cheatham (22) - Arizona State (1-31-19)  
**Had 7+ Offensive Rebounds:** Brandon Carlson (15) - at Utah (2-8-24)  
**Had 10+ Assists:** Eddie Lampkin (10) - TCU (3-20-22)  
**Had 5+ Steals:** Deivon Smith (10) - at Utah (2-8-24)  
**Had 5+ Blocks:** Kobe Johnson (6) - at USC (3-9-24)  
**Made 10+ Free Throws:** Kylor Kelly (5) - Oregon State (2-20-20)  
**Made 15+ Free Throws:** John Tonje (21) - at Wisconsin (11-15-24)  
 John Tonje (21) - at Wisconsin (11-15-24)



TRACKING THE WILDCATS

Category	24-25	Lloyd Era
Overall.....	9-5	97-25
In the Big 12 .....	3-0	50-13
In reg. season non-conference games.....	6-5	37-10
In postseason games .....	0-0	11-4
At McKale Center .....	6-1	53-4
On the road .....	2-1	24-12
At a neutral site .....	1-3	20-9
Leads at halftime .....	9-0	87-6
Trails at halftime .....	0-5	8-19
Tied at halftime .....	0-0	2-0
Leads with 5:00 left .....	9-1	93-5
Trails with 5:00 left.....	0-4	3-18
Tied with 5:00 left .....	0-0	1-2
In overtime .....	0-1	3-2
Shoots .500 or better.....	7-0	60-3
Shoots less than .500 .....	2-4	36-21
Leads in FG %.....	9-2	89-6
Trails in FG % .....	0-2	7-18
Same FG %.....	0-1	0-1
Leads in three-point FG %.....	7-0	67-6
Trails in three-point FG % .....	2-5	28-19
Same three-point FG %.....	0-0	2-0
Makes 10 or more three-point FG .....	2-0	34-2
Leads in FT made .....	8-1	75-13
Trails in FT made .....	0-4	20-11
Tied in FT made.....	1-0	2-1
Leads in FT attempts.....	8-1	75-13
Trails in FT attempts.....	1-4	19-11
Tied in FT attempts .....	0-0	3-1
Leads in rebounds .....	8-2	86-10
Trails in rebounds .....	1-3	11-15
Tied in rebounds .....	0-0	0-0
Fewer turnovers than opponent .....	7-1	52-8
More turnovers than opponent .....	2-4	41-15
Same amount of turnovers as opponent .....	0-0	4-2
Leads in bench points.....	9-3	64-14
Trails in bench points .....	0-1	31-10
Tied in bench points.....	0-1	2-1
Has a player score 20 or more points .....	5-2	53-13
Has a player score 30 or more points .....	1-0	8-0
No Arizona player fouls out.....	9-2	87-16
One Arizona player fouls out .....	0-3	8-4
Two or more Arizona players foul out.....	0-1	0-4
Plays a ranked opponent .....	2-2	16-9
Plays in a non-conference MTE.....	1-2	8-2
In day games (before 5:00pm local) .....	4-2	31-11
In night games.....	5-3	66-14
In November.....	3-4	21-4
In December.....	4-1	20-6
In January .....	2-0	19-5
In February.....	0-0	20-4
In March .....	0-0	17-6
In April .....	0-0	0-0
On Sunday .....	0-0	7-1
On Monday .....	2-0	8-0
On Tuesday.....	1-0	7-1
On Wednesday .....	2-0	7-1
On Thursday.....	0-1	27-6
On Friday.....	0-3	9-5
On Saturday.....	4-1	32-11
Final margin is five points or less.....	1-2	12-10
Final margin is 6-10 points .....	1-1	15-5
Final margin is 11-20 points.....	1-2	32-10
Final margin is 21 points or more .....	6-0	38-0
Scores 59 points or less.....	0-2	1-5
Scores 60-69 points.....	0-0	4-6
Scores 70-79 points.....	2-2	14-8
Scores 80-89 points .....	0-1	35-5
Scores 90-99 points.....	4-0	25-1
Scores 100 points or more.....	3-0	16-0
Wearing WHITE '88 uniform .....	5-0	
Wearing BLUE '88 uniform.....	1-0	
Wearing RED '88 uniform.....	1-0	
Wearing WHITE '97 uniform .....	2-2	
Wearing BLUE '97 uniform.....	1-3	

ARIZONA LEAD-DEFICIT

Opponent	Lead	Deficit	Run	Changes	Ties	Led	Trailed	Result
Canisius	32 (2nd)	--	13-0	--	--	39:42	--	W, 93-64
Old Dominion	60 (2nd)	--	13-0	--	--	39:32	--	W, 102-44
at Wisconsin	--	18 (1st)	11-0	--	1	0:00	38:54	L, 88-103
Duke	5 (1st)	14 (2nd)	5-0	1	2	2:19	36:19	L, 55-69
vs. Davidson	35 (2nd)	7 (1st)	14-0	3	3	31:52	6:43	W, 104-71
vs. Oklahoma	2 (1st)	13 (1st)	6-0	1	0	:54	37:54	L, 77-82
vs. West Virginia	8 (1st)	10 (2nd)	8-0	5	5	15:51	25:53	L, 76-83 (ot)
Southern Utah	41 (2nd)	3 (1st)	13-0	1	1	37:42	2:01	W, 102-66
vs. UCLA	13 (2nd)	8 (1st)	10-0	7	3	18:02	18:44	L, 54-57
Samford	32 (2nd)	--	10-0	0	2	38:47	--	W, 96-64
Central Michigan	53 (2nd)	3 (1st)	10-0	1	2	36:38	1:23	W, 94-41
TCU	14 (1st)	--	9-0	--	--	38:30	--	W, 90-81
at Cincinnati	19 (2nd)	2 (1st)	9-0	9	4	32:35	2:19	W, 72-67
at West Virginia	19 (2nd)	3 (1st)	11-0	2	2	35:00	3:15	W, 75-56

ARIZONA RECORD BY STARTING LINEUP

	1	2	3	4	5	Record
	Bradley	Love	Dell'Orso	Townsend	Awaka	5-0
	Bradley	Love	Lewis	Townsend	Awaka	3-2
	Bradley	Love	Bryant	Townsend	Awaka	1-2
	Bradley	Love	Lewis	Townsend	Krivas	0-1

SPECIALTY STATS COMPARISON

Opponent	Paint	Off TO	2nd Chance	Fast Break	Bench
Canisius	48/12	26/7	19/5	22/12	41/17
Old Dominion	58/24	23/6	23/10	23/9	50/27
at Wisconsin	42/26	12/14	24/5	13/8	19/23
Duke	26/28	10/19	8/14	6/12	8/8
vs. Davidson	50/28	14/12	17/12	13/1	43/14
vs. Oklahoma	36/22	23/14	15/12	6/7	23/19
vs. West Virginia	38/20	6/24	10/7	8/16	18/6
Southern Utah	52/18	28/11	22/15	21/1	62/13
vs. UCLA	34/28	15/27	10/6	9/11	17/11
Samford	48/20	23/14	14/6	37/12	25/24
Central Michigan	48/22	25/10	16/4	14/5	44/12
TCU	42/34	15/16	11/16	15/8	30/16
at Cincinnati	32/36	8/13	9/14	3/10	31/15
at West Virginia	36/22	15/7	9/2	9/12	34/10

(Arizona / Opponent)

DOUBLE-DOUBLES

Name	Seas.	Career
Tobe Awaka	3	5
Trey Townsend	0	21
Caleb Love	0	2
Anthony Dell'Orso	0	8

20-POINT GAMES

Name	Season	Career
Caleb Love	5	45
Trey Townsend	0	27
Anthony Dell'Orso	1	22
KJ Lewis	1	1
Motiejus Krivas	0	1
Jaden Bradley	1	1

(includes any 30-point games)

30-POINT GAMES

Name	Season	Career
Trey Townsend	0	5
Caleb Love	1	4
Anthony Dell'Orso	0	3



0

JADEN BRADLEY

6-3 • 200 • JUNIOR • GUARD

ROCHESTER, N.Y. • UNIV. OF ALABAMA

MAJOR: BUSINESS MANAGEMENT

> One of the best on-ball defenders in the country

> Leads the team in steals

> 12 assists, 5 turnovers in 3 games of Battle 4 Atlantis

> Tallied a career-high 22 points at Wisconsin (11/15)

> 15 points, four rebounds, four assists, four steals and zero turnovers in the season opener vs. Canisius (11/4)

- the first Wildcat to post that line since Miles Simon in 1998

> Shot a career-best 13 of 28 from the 3-point line last season

> Scored a then career-high 18 points against Clemson in the Sweet 16 last year

1

CALEB LOVE

6-4 • 205 • 5TH YEAR • GUARD

ST. LOUIS, MO. • NORTH CAROLINA

MAJOR: SOCIAL BEHAVIOR & HUMAN UNDERSTANDING

PRESEASON 1ST TEAM ALL-AMERICAN (AP)

PRESEASON 1ST TEAM ALL-BIG 12

JERRY WEST SHOOTING GUARD WATCH LIST

> 2,345 career points scored in 151 career games

> 45 career games scoring 20+ points, including 4 games with 30+

> On Dec. 30, scored 33 points with 7 rebounds, 7 assists and 0 turnovers becoming the first Division I player to do that in a regulation game in the last 20 years

> 35.7% from the 3-point line in 3 games of Battle 4 Atlantis, averaging 20.3 points in the event

> Had 6 assists and 0 turnovers against Canisius, just the second time in his career he reached those marks in a game

> Set career-highs in FG%, rebounds, assist-to-turnover, blocks and steals last year as a Wildcat

2024-25 GAME-BY-GAME

Opponent	Date	GS	MIN	Total		3-Pointers		Free throws		Rebounds		PF	A	TO	BLK	STL	PTS	AVG			
				FG-FGA	PCT	3FG-3FGA	PCT	FT-FTA	PCT	OFF	DEF								TOT	AVG	
Canisius	11/04/2024	*	23:02	7-10	.700	1-3	.333	0-0	.000	0	4	4	4.0	0	4	0	4	15	15.0		
Old Dominion	11/09/2024	*	20:01	2-8	.250	1-1	1.000	2-2	1.000	0	1	1	2.5	2	3	2	0	1	7	11.0	
at Wisconsin	11/15/2024	*	35:20	7-14	.500	1-4	.250	7-13	.538	3	3	6	3.7	1	0	4	0	1	22	14.7	
Duke	11/22/2024	*	34:03	8-16	.500	2-6	.333	0-0	.000	0	0	2	2.8	0	3	2	0	5	18	15.5	
vs Davidson	11/27/2024	*	25:24	2-6	.333	0-0	.000	4-4	1.000	1	1	2	2.6	1	4	2	0	2	8	14.0	
vs Oklahoma	11/28/2024	*	33:04	5-11	.455	0-1	.000	6-6	1.000	1	3	4	2.8	3	3	2	1	4	16	14.3	
vs West Virginia	11/29/2024	*	38:17	5-9	.556	0-0	.000	0-0	.000	0	2	2	2.7	3	5	1	0	0	10	13.7	
Southern Utah	12/07/2024	*	20:49	0-4	.000	0-1	.000	0-0	.000	1	4	5	3.0	1	3	1	0	3	0	12.0	
vs UCLA	12/14/2024	*	35:12	4-7	.571	0-0	.000	4-4	1.000	0	7	7	3.4	3	6	2	0	5	12	12.0	
Samford	12/18/2024	*	35:03	4-8	.500	1-3	.333	2-2	1.000	1	3	4	3.5	3	6	2	0	0	11	11.9	
Central Mich.	12/21/2024	*	19:34	2-5	.400	1-3	.333	1-1	1.000	1	1	2	3.4	2	3	1	0	2	6	11.4	
TCU	12/30/2024	*	38:05	3-6	.500	0-1	.000	4-6	.667	1	1	2	3.3	1	6	3	0	1	10	11.3	
at Cincinnati	01/04/2025	*	37:35	5-9	.556	0-0	.000	5-7	.714	0	2	2	3.2	1	2	2	0	0	15	11.5	
at West Virginia	01/07/2025	*	37:19	6-10	.600	2-3	.667	1-2	.500	1	3	4	3.2	1	5	1	0	0	15	11.8	
Totals			14	432:47	60-123	.488	9-26	.346	36-47	.766	10	35	45	3.2	22	53	25	1	28	165	11.8

Player Averages

Games Played	Minutes/game	Points/game	FG Pct	3FG Pct	FT Pct	Rebounds/game	Assists/game	Turnovers/game	Assist/Turnover ratio	Steals/game	Blocks/game
14	30.9	11.8	48.8	34.6	76.6	3.2	3.8	1.8	2.1	2.0	0.1

CAREER STATS

		Field Goals				3-Point		F-Throws		Rebounds			PF-FO			A		TO		BLK		STL		PTS		Scoring		
SEASON	TEAM	GP-GS	MIN	AVG	FC	FGA	FG%	3FC	3FGA	3FG%	FT	FTA	FT%	OFF	DEF	TOT	AVG	PF-FO	A	TO	BLK	STL	PTS	AVG	PTS	AVG		
2022-23	UA	37-22	733	19.8	392	736	.392	7-22	318	.825	82	118	.695	15	80	95	2.6	66	0	114	67	3	19	235	6.4	235	6.4	
2023-24	UA	36-0	729	20.2	462	816	.462	13-28	464	.825	66	80	.825	14	71	85	2.4	69	0	72	35	7	36	251	7.0	251	7.0	
2024-25	UA	14-14	433	30.9	488	602	.488	9-26	346	.364	36	47	.766	10	35	45	3.2	22	0	53	25	1	28	165	11.8	165	11.8	
TOTAL FOR UA		50-14		1162	23.2	1465	3047	22	54	.407	102	127	.803	24	106	130	2.6	91	0	125	60	8	64	416	8.3	416	8.3	
TOTAL		87-36		1894	23.8	2149	4099	442	29	76	.382	184	245	.751	39	186	225	2.6	157	0	239	127	11	83	651	7.5	651	7.5

Single Game Highs

Statistic	Value
Points	22 at Wisconsin 11/15/24
Rebounds	7 vs UCLA 12/14/24, vs Washington 02/24/24
Assists	7 vs Jackson St. 12/20/22, at Mississippi St. 12/28/22, vs Georgia 02/18/23
Steals	5 vs Southern California 01/17/24, vs Duke 11/22/24, vs UCLA 12/14/24
Blocks	3 vs Dayton 03/23/24
FG Made	8 vs Arizona St. 02/17/24, vs Duke 11/22/24
FG Attempts	16 vs Duke 11/22/24
3FG Made	2 vs Clemson 03/28/24, vs Duke 11/22/24, at West Virginia 01/07/25
3FG Attempts	6 vs Duke 11/22/24
FT Made	10 vs Ole Miss 01/03/23, at Tennessee 02/15/23
FT Attempts	14 at Tennessee 02/15/23

2024-25 GAME-BY-GAME

Opponent	Date	GS	MIN	Total		3-Pointers		Free throws		Rebounds				PF	A	TO	BLK	STL	PTS	AVG			
				FG	FGA	PCT	3FG	3FGA	PCT	FT	FTA	PCT	OFF								DEF	TOT	AVG
Canisius	11/04/2024	*	21:07	7	15	.467	3	8	.375	0	0	0	4	4	4.0	0	6	0	0	17	17.0		
Old Dominion	11/09/2024	*	22:46	4	9	.444	2	5	.400	0	0	0	1	2	3.0	1	1	0	0	10	13.5		
at Wisconsin	11/15/2024	*	25:29	2	13	.154	0	6	.000	2	2	1.000	0	2	2	3.0	5	2	2	6	11.0		
Duke	11/22/2024	*	38:06	3	13	.231	1	9	.111	1	2	.500	0	4	4	3.3	0	4	3	1	8	10.3	
vs Davidson	11/27/2024	*	28:15	7	13	.538	3	7	.429	3	3	1.000	2	3	5	3.6	1	4	2	0	1	20	12.2
vs Oklahoma	11/28/2024	*	36:04	7	18	.389	3	9	.333	0	0	.000	0	5	5	3.8	1	3	0	0	2	17	13.0
vs West Virginia	11/29/2024	*	40:14	9	20	.450	4	12	.333	2	2	1.000	1	5	6	4.1	0	2	3	1	3	24	14.6
Southern Utah	12/07/2024	*	24:01	3	12	.250	2	5	.400	3	3	1.000	0	2	2	3.9	2	3	3	1	2	11	14.1
vs UCLA	12/14/2024	*	35:41	3	10	.300	1	7	.143	0	0	.000	0	6	6	4.1	2	1	3	0	0	7	13.3
Samford	12/18/2024	*	34:17	7	14	.500	3	9	.333	6	8	.750	0	5	5	4.2	1	4	3	0	2	23	14.3
Central Mich.	12/21/2024	*	23:35	9	15	.600	3	8	.375	3	3	1.000	0	2	2	4.0	2	1	1	0	0	24	15.2
TCU	12/30/2024	*	37:59	11	17	.647	5	11	.455	6	6	1.000	1	6	7	4.3	2	7	0	0	2	33	16.7
at Cincinnati	01/04/2025	*	37:22	3	15	.200	2	8	.250	4	6	.667	0	6	6	4.4	0	0	2	1	2	12	16.3
at West Virginia	01/07/2025	*	26:40	3	10	.300	1	5	.200	2	2	1.000	0	2	2	4.2	0	1	3	1	1	9	15.8
Totals			14	431:36	78-194	.402	33-109	.303	32-37	.865	5	54	59	4.2	17	39	25	5	18	221	15.8		

Player Averages

Games Played	Minutes/game	Points/game	FG Pct	3FG Pct	FT Pct	Rebounds/game	Assists/game	Turnovers/game	Assist/Turnover ratio	Steals/game	Blocks/game
14	30.8	15.8	40.2	30.3	86.5	4.2	2.8	1.8	1.6	1.3	0.4

CAREER STATS

SEASON	TEAM	GP-GS	MIN	Field Goals			3-Point		F-Throws		Rebounds			Scoring						
				FG-FG%	FG%	3FG-3FG%	3FG%	FT-FT%	FT%	OFF	DEF	TOT	AVG	PF-FO	A	TO	BLK	STL	PTS	AVG
2020-21	UNC	29-26	806	27.8	104-329	.316	34-128	.266	63-78	.808	11	64	75	2.6	62-104	91	10	34	305	10.5
2021-22	UNC	39-38	1331	34.1	198-534	.371	93-258	.360	132-153	.863	8	125	133	3.4	68-139	106	9	37	621	15.9
2022-23	UNC	33-32	1179	35.7	188-497	.378	73-244	.299	101-132	.765	11	110	121	3.7	61-94	80	7	35	550	16.7
2023-24	UA	36-36	1161	32.2	218-528	.413	92-277	.332	120-143	.839	25	147	172	4.8	41-122	74	11	42	648	18.0
2024-25	UA	14-14	432	30.8	78-194	.402	33-109	.303	32-37	.865	5	54	59	4.2	17-39	25	5	18	221	15.8
TOTAL FOR UA		50-50	1592	31.8	296-722	.410	125-386	.324	152-180	.844	30	201	231	4.6	58-161	99	16	60	869	17.4
TOTAL		151-146	4908	32.5	786-2082	.378	325-1016	.320	448-543	.825	60	500	560	3.7	249-498	376	42	166	2345	15.5

Single Game Highs

Statistic	Value
Points	36 at Oregon 01/27/24
Rebounds	11 vs Long Beach St. 03/21/24
Assists	9 vs Northeastern 02/17/21
Steals	5 at Louisville 01/14/23
Blocks	3 vs UNLV 11/30/20
FG Made	13 vs Alabama 11/27/22
FG Attempts	36 vs Alabama 11/27/22
3FG Made	6 4 times
3FG Attempts	13 4 times
FT Made	12 at Duke 03/05/22
FT Attempts	12 at Col. of Charleston 11/16/21, at Duke 03/05/22



3

ANTHONY DELL'ORSO

6-6 • 190 • JUNIOR • GUARD

MELBOURNE, AUSTRALIA • CAMPBELL UNIV.

MAJOR: SOCIAL BEHAVIOR & HUMAN UNDERSTANDING

- > Has scored 1,170 points in his college career (80 gms)
- > Sealed the game with 2 free throws with 2.1 seconds left at Cincinnati
- > In the starting lineup the last three games
- > Came off the bench to score 19 points in 18 minutes against Southern Utah
- > Scored 21 points in 17 minutes on 5 of 7 shooting from the 3-point line against Davidson at Battle 4 Atlantis
- > Averaged 19.5 points as a sophomore last year at Campbell University

2024-25 GAME-BY-GAME

Opponent	Date	GS	MIN	Total FG-FGA	PCT	3-Pointers 3FG-3FGA	PCT	Free throws FT-FTA	PCT	Rebounds OFF DEF TOT	AVG	PF	A	TO	BLK	STL	PTS	AVG		
Canisius	11/04/2024		18:21	1-9	.111	1-5	.200	4-4	1.000	0	1	1	1.0	2	1	0	1	7	7.0	
Old Dominion	11/09/2024		17:03	3-8	.375	2-5	.400	3-4	.750	2	2	4	2.5	0	3	1	0	11	9.0	
at Wisconsin	11/15/2024		23:01	2-5	.400	2-4	.500	2-2	1.000	0	3	3	2.7	3	1	2	0	8	8.7	
Duke	11/22/2024		04:14	0-0	.000	0-0	.000	0-0	.000	0	0	0	2.0	1	0	1	0	0	6.5	
vs Davidson	11/27/2024		17:37	8-11	.727	5-7	.714	0-0	.000	1	0	1	1.8	0	1	0	0	21	9.4	
vs Oklahoma	11/28/2024		20:22	4-7	.571	1-2	.500	0-0	.000	0	1	1	1.7	1	2	0	0	9	9.3	
vs West Virginia	11/29/2024		20:39	2-7	.286	1-3	.333	0-0	.000	2	0	2	1.7	1	1	0	0	5	8.7	
Southern Utah	12/07/2024		18:28	6-9	.667	3-4	.750	4-6	.667	0	0	0	1.5	1	1	0	0	1	19	10.0
vs UCLA	12/14/2024		13:50	1-1	1.000	1-1	1.000	0-0	.000	0	0	0	1.3	0	0	2	1	2	3	9.2
Samford	12/18/2024		24:40	4-10	.400	3-9	.333	3-4	.750	0	4	4	1.6	1	2	0	2	14	9.7	
Central Mich.	12/21/2024		21:40	3-9	.333	2-7	.286	0-0	.000	2	1	3	1.7	0	3	0	1	0	8	9.5
TCU	12/30/2024		10:32	0-2	.000	0-1	.000	0-0	.000	0	0	0	1.6	1	1	0	0	0	0	8.8
at Cincinnati	01/04/2025		19:34	1-3	.333	0-2	.000	4-4	1.000	0	0	0	1.5	1	1	1	1	6	8.5	
at West Virginia	01/07/2025		24:19	4-9	.444	2-4	.500	0-0	.000	0	3	3	1.6	0	2	0	0	1	10	8.6
Totals			5 254:21	39-90	.433	23-54	.426	20-24	.833	7	15	22	1.6	12	18	9	3	8	121	8.6

Player Averages

Games Played	Minutes/ game	Points/ game	FG Pct	3FG Pct	FT Pct	Rebounds/ game	Assists/ game	Turnovers/ game	Assist/Turnover ratio	Steals/ game	Blocks/ game
14	18.2	8.6	.433	42.6	83.3	1.6	1.3	0.6	2.0	0.6	0.2

CAREER STATS

		Field Goals		3-Point		F-Throws		Rebounds				PF-FO		A		TO		BLK		STL		Scoring	
SEASON	TEAM	GP-GS	MIN/AVG	FG-FGA	FG%	3FG-3FGA	3FG%	FT-FTA	FT%	OFF	DEF	TOT	AVG	PF	FO	A	TO	BLK	STL	PTS	AVG		
2022-23	Campb	34-27	979/28.8	149-306	.487	39-121	.322	88-106	.830	34	162	196	5.8	67	0	44	66	5	30	425	12.5		
2023-24	Campb	32-31	1068/33.4	224-455	.492	49-129	.380	127-157	.809	32	175	207	6.5	46	0	60	76	15	51	624	19.5		
2024-25	UA	14-5	254/18.2	39-90	.433	23-54	.426	20-24	.833	7	15	22	1.6	12	0	18	9	3	8	121	8.6		
TOTAL FOR UA		14-5	254/18.2	39-90	.433	23-54	.426	20-24	.833	7	15	22	1.6	12-0	18	9	3	8	121	8.6			
TOTAL		80-63	2302/28.8	412-851	.484	111-304	.365	235-287	.819	73	352	425	5.3	125-0	122	151	23	89	1170	14.6			

Single Game Highs

Statistic	Value	
Points	35	at East Carolina 11/11/23
Rebounds	13	vs Hofstra 01/13/24
Assists	5	vs Hampton 02/22/24
Steals	4	vs Saint Augustine's 12/14/23, at Drexel 02/17/24, vs William Peace 12/14/22
Blocks	2	vs Monmouth 03/09/24, at Elon 02/01/24
FG Made	13	vs UNCW 02/26/24
FG Attempts	22	vs UNCW 02/26/24
3FG Made	5	vs Davidson 11/27/24
3FG Attempts	9	vs Samford 12/18/24
FT Made	10	at East Carolina 11/11/23, vs Hofstra 01/13/24
FT Attempts	12	vs Hofstra 01/13/24

4

TREY TOWNSEND

6-7 • 235 • 5TH YEAR • FORWARD

OXFORD, MICH. • OAKLAND UNIV.

MAJOR: LEADERSHIP, LEARNING, INNOVATION

- KARL MALONE POWER FORWARD WATCH LIST**
- > Has scored 1,948 points in his college career
  - > Had 17 points and four rebounds at Wisconsin (11/15)
  - > Only had Division II offers out of high school, so walked on at Oakland University
  - > Helped Oakland upset Kentucky in 2024 NCAA Tournament

2024-25 GAME-BY-GAME

Opponent	Date	GS	MIN	Total		3-Pointers		Free throws		Rebounds		PF	A	TO	BLK	STL	PTS	AVG
				FG-FA	PCT	3FG-3FA	PCT	FT-FTA	PCT	OFF	DEF							
Canisius	11/04/2024	*	25:33	1-4	.250	0-1	.000	0-2	.000	3	3	6	6.0	1	1	2	0	2.0
Old Dominion	11/09/2024	*	18:11	4-6	.667	0-1	.000	1-2	.500	2	1	3	4.5	0	2	0	1	9
at Wisconsin	11/15/2024	*	26:53	6-10	.600	0-2	.000	5-6	.833	2	2	4	4.3	4	0	2	0	17
Duke	11/22/2024	*	27:28	2-4	.500	0-1	.000	0-0	.000	3	4	7	5.0	1	1	2	1	4
vs Davidson	11/27/2024	*	28:06	6-11	.545	2-4	.500	3-3	1.000	0	4	4	4.8	1	1	3	0	17
vs Oklahoma	11/28/2024	*	33:01	5-8	.625	0-0	.000	0-2	.000	3	2	5	4.8	1	2	3	0	10
vs West Virginia	11/29/2024	*	40:57	7-12	.583	1-3	.333	4-4	1.000	0	4	4	4.7	0	2	3	0	19
Southern Utah	12/07/2024	*	19:56	4-8	.500	0-0	.000	4-4	1.000	1	1	2	4.4	0	1	1	0	12
vs UCLA	12/14/2024	*	35:21	4-8	.500	0-2	.000	2-2	1.000	1	1	2	4.1	1	1	4	0	10
Samford	12/18/2024	*	26:28	6-8	.750	0-0	.000	2-2	1.000	2	6	8	4.5	2	4	1	0	14
Central Mich.	12/21/2024	*	16:19	1-2	.500	0-0	.000	0-0	.000	2	2	4	4.5	1	3	3	0	2
TCU	12/30/2024	*	16:14	3-7	.429	0-1	.000	2-2	1.000	3	1	4	4.4	2	0	1	0	8
at Cincinnati	01/04/2025	*	24:17	2-7	.286	0-1	.000	2-2	1.000	0	4	4	4.4	2	0	0	0	6
at West Virginia	01/07/2025	*	24:51	2-5	.400	1-3	.333	0-0	.000	0	5	5	4.4	0	0	0	0	5
Totals			14 363:34	53-100	.530	4-19	.211	25-31	.806	22	40	62	4.4	16	18	25	2	135

Player Averages

Games Played	Minutes/ game	Points/ game	FG Pct	3FG Pct	FT Pct	Rebounds/ game	Assists/ game	Turnovers/ game	Assist/Turnover ratio	Steals/ game	Blocks/ game
14	26.0	9.6	53.0	21.1	80.6	4.4	1.3	1.8	0.7	0.1	0.1

CAREER STATS																									
		Field Goals				3-Point		F-Throws		Rebounds				PF-FO		A		TO		BLK		STL		Scoring	
SEASON	TEAM	GP-GS	MIN/AVG	FG-FGA	FG%	3FG-3FGA	3FG%	FT-FTA	FT%	OFF	DEF	TOT	AVG	PF	FO	A	TO	BLK	STL	PTS	AVG				
2020-21	Oak	30-30	901/30.0	99-189	.524	11-33	.333	42-71	.592	59	123	182	6.1	88-5	24	34	24	42	251	8.4					
2021-22	Oak	31-31	1128/36.4	164-309	.531	7-42	.167	78-103	.757	78	96	174	5.6	59-0	54	47	31	43	413	13.3					
2022-23	Oak	32-32	1160/36.2	212-409	.518	20-52	.385	84-114	.737	72	170	242	7.6	67-2	49	68	32	33	528	16.5					
2023-24	Oak	36-36	1310/36.4	220-484	.455	12-32	.375	169-217	.779	77	214	291	8.1	47-0	111	91	12	48	621	17.3					
2024-25	UA	14-14	364/26.0	53-100	.530	4-19	.211	25-31	.806	22	40	62	4.4	16-0	18	25	2	2	135	9.6					
TOTAL FOR UA		14-14	364/26.0	53-100	.530	4-19	.211	25-31	.806	22	40	62	4.4	16-0	18	25	2	2	135	9.6					
TOTAL		143-143	4863/34.0	748-1491	.502	54-178	.303	398-536	.743	308	643	951	6.7	277-7	256	265	101	168	1948	13.6					

Single Game Highs		
Statistic	Value	
Points	38	vs Milwaukee 03/12/24
Rebounds	17	vs Cleveland St. 02/04/23, at Robert Morris 02/22/24
Assists	7	at Xavier 11/27/23, at Youngstown St. 12/31/23
Steals	5	vs Robert Morris 12/30/21
Blocks	5	vs Eastern Mich. 11/19/22
FG Made	13	at Syracuse 12/06/22
FG Attempts	25	vs NC State 03/23/24
3FG Made	6	at Toledo 11/16/22
3FG Attempts	7	at Toledo 11/16/22
FT Made	14	at Robert Morris 02/22/24, vs Milwaukee 03/12/24
FT Attempts	18	vs Milwaukee 03/12/24



5

KJ LEWIS

6-4 • 210 • FRESHMAN • GUARD

EL PASO, TEXAS

MAJOR: COMMUNICATION

JULIUS ERVING SMALL FORWARD WATCH LIST

> Career-high 21 points (9-13 FG) in the win at #16 WVU

> Scored two key baskets in the second half of the win at Cincinnati

> Dished out a career-high eight assists vs. TCU

> Offered to come off the bench starting with the Southern Utah game (12/7) to be able to provide a spark to the team that way

> Had 15 points, eight rebounds and five assists against Southern Utah

> Grabbed a career high 10 reboudns vs. Davidson (11/27)

> Registered 15 points at Wisconsin (11/15)

> Scored in double figures four times this season

9

CARTER BRYANT

6-8 • 225 • FRESHMAN • FORWARD

RIVERSIDE, CALIF. • CENTENNIAL HS

MAJOR: UNDECIDED

> Was a perfect 5-of-5 from the floor, including 3-of-3 from the 3-point line, on his way to season-high 14 points at Cincinnati

> Dropped eight points and handed out five assists against Central Michigan (12/21)

> Tallied five points, nine rebounds and four assists against Southern Utah (12/7)

> Made his first collegiate start against West Virginia at Battle 4 Atlantis; finished with six rebounds

> Dropped 12 points against Old Dominion (11/9)

> Was 2 of 4 from the 3-point line vs. Duke (11/22)

> The 30th McDonald's All-American to play at Arizona

> Ability to switch positions 1-4 defensively

2024-25 GAME-BY-GAME

Opponent	Date	GS	MIN	Total	3-Pointers	Free throws	Rebounds																		
				FG-FGA	PCT	3FG-3FGA	PCT	FT-FTA	PCT	OFF	DEF	TOT	AVG	PF	A	TO	BLK	STL	PTS	AVG					
Canisius	11/04/2024	*	21:36	5-8	.625	1-4	.250	3-4	.750	0	4	4	4.0	1	4	1	2	2	14	14.0					
Old Dominion	11/09/2024	*	19:52	4-8	.500	0-2	.000	0-0	.000	2	1	3	3.5	2	2	1	1	1	8	11.0					
at Wisconsin	11/15/2024	*	22:58	4-11	.364	1-3	.333	6-9	.750	1	3	4	3.7	4	0	1	1	0	15	12.3					
Duke	11/22/2024	*	31:36	4-10	.400	1-2	.500	3-3	1.000	0	6	6	4.3	4	1	1	0	3	12	12.3					
vs Davidson	11/27/2024	*	25:17	1-3	.333	0-0	.000	1-1	1.000	1	9	10	5.4	1	2	3	1	1	3	10.4					
vs Oklahoma	11/28/2024	*	28:55	1-7	.143	1-4	.250	2-2	1.000	3	1	4	5.2	5	1	1	1	3	5	9.5					
vs West Virginia	11/29/2024		34:45	4-6	.667	1-2	.500	1-1	1.000	1	5	6	5.3	5	3	3	1	0	10	9.6					
Southern Utah	12/07/2024		22:55	6-7	.857	0-0	.000	3-4	.750	3	5	8	5.6	1	5	3	0	2	15	10.3					
vs UCLA	12/14/2024		27:02	1-4	.250	0-1	.000	3-4	.750	3	0	3	5.3	1	1	3	1	0	5	9.7					
Samford	12/18/2024		19:35	2-4	.500	0-1	.000	7-7	1.000	1	0	1	4.9	4	2	3	0	2	11	9.8					
Central Mich.	12/21/2024		20:09	4-8	.500	0-3	.000	5-5	1.000	2	3	5	4.9	1	3	1	0	2	13	10.1					
TCU	12/30/2024		31:29	3-6	.500	0-2	.000	2-2	1.000	0	2	2	4.7	0	8	1	0	3	8	9.9					
at Cincinnati	01/04/2025		25:47	3-6	.500	0-0	.000	3-4	.750	0	3	3	4.5	3	1	3	1	0	9	9.8					
at West Virginia	01/07/2025		25:51	9-13	.692	1-3	.333	2-2	1.000	1	2	3	4.4	1	4	1	1	2	21	10.6					
Totals			6:35:46	51-101	.505	6-27	.222	41-47	.872	18	44	62	4.4	33	37	26	10	21	149	10.6					

Player Averages

Games Played	Minutes/game	Points/game	FG Pct	3FG Pct	FT Pct	Rebounds/game	Assists/game	Turnovers/game	Assist/Turnover ratio	Steals/game	Blocks/game
14	25.6	10.6	50.5	22.2	87.2	4.4	2.6	1.9	1.4	1.5	0.7

2024-25 GAME-BY-GAME

Opponent	Date	GS	MIN	Total		3-Pointers		Free throws		Rebounds				PF	A	TO	BLK	STL	PTS	AVG
				FG-FGA	PCT	3FG-3FGA	PCT	FT-FTA	PCT	OFF	DEF	TOT	AVG							
Canisius	11/04/2024		15:27	2-5	.400	0-3	.000	2-3	.667	1	0	1	1.0	4	0	2	0	1	6	6.0
Old Dominion	11/09/2024		19:18	5-7	.714	2-4	.500	0-0	.000	3	1	4	2.5	2	1	0	0	2	12	9.0
at Wisconsin	11/15/2024		13:00	0-2	.000	0-2	.000	1-2	.500	0	2	2	2.3	4	2	0	0	2	1	6.3
Duke	11/22/2024		19:28	2-5	.400	2-4	.500	0-0	.000	0	1	1	2.0	2	2	0	1	0	6	6.3
vs Davidson	11/27/2024		14:35	1-4	.250	1-3	.333	0-0	.000	0	2	2	2.0	0	0	0	1	1	3	5.6
vs Oklahoma	11/28/2024		08:16	0-3	.000	0-3	.000	0-0	.000	0	0	0	1.7	1	0	0	0	0	0	4.7
vs West Virginia	11/29/2024	*	11:13	0-3	.000	0-1	.000	0-0	.000	0	6	6	2.3	0	0	0	1	1	0	4.0
Southern Utah	12/07/2024	*	17:26	0-2	.000	0-1	.000	5-9	.556	2	7	9	3.1	3	4	1	1	2	5	4.1
vs UCLA	12/14/2024	*	09:06	2-3	.667	0-1	.000	0-0	.000	0	2	2	3.0	0	0	2	0	1	4	4.1
Samford	12/18/2024		12:57	2-2	1.000	0-0	.000	0-0	.000	2	1	3	3.0	0	3	0	1	1	4	4.1
Central Mich.	12/21/2024		24:27	3-5	.600	2-4	.500	0-0	.000	0	2	2	2.9	1	5	1	0	2	8	4.5
TCU	12/30/2024		23:46	3-6	.500	1-4	.250	0-1	.000	0	3	3	2.9	3	0	2	1	1	7	4.7
at Cincinnati	01/04/2025		15:24	5-5	1.000	3-3	1.000	1-2	.500	1	3	4	3.0	4	0	1	1	0	14	5.4
at West Virginia	01/07/2025		13:55	3-3	1.000	0-0	.000	1-2	.500	1	2	3	3.0	1	1	0	0	1	7	5.5
Totals			3:218:20	28-55	.509	11-33	.333	10-19	.526	10	32	42	3.0	25	18	9	7	15	77	5.5

Player Averages

Games Played	Minutes/game	Points/game	FG Pct	3FG Pct	FT Pct	Rebounds/game	Assists/game	Turnovers/game	Assist/Turnover ratio	Steals/game	Blocks/game
14	15.6	5.5	50.9	33.3	52.6	3.0	1.3	0.6	2.0	1.1	0.5

CAREER STATS

SEASON	TEAM	GP-GS	MIN	AVG	Field Goals		3-Point		F-Throws		Rebounds			PF-FO	A	TO	BLK	STL	Scoring		
					FG-FGA	FG%	3FG-3FGA	3FG%	FT-FTA	FT%	OFF	DEF	TOT						AVG	PTS	AVG
2023-24	UA	36-0	658	18.3	75-161	.466	14-41	.341	57-72	.792	35	75	110	3.1	92-2	69	30	12	38	221	6.1
2024-25	UA	14-6	358	25.6	51-101	.505	6-27	.222	41-47	.872	18	44	62	4.4	33-2	37	26	10	21	149	10.6
TOTAL		50-6	1016	20.3	126-262	.481	20-68	.294	98-119	.824	53	119	172	3.4	125-4	106	56	22	59	370	7.4

Single Game Highs

Statistic	Value
Points	21 at West Virginia 01/07/25
Rebounds	10 vs Davidson 11/27/24
Assists	8 vs TCU 12/30/24
Steals	5 vs Morgan St. 11/06/23
Blocks	3 vs UT Arlington 11/19/23
FG Made	9 at West Virginia 01/07/25
FG Attempts	13 at West Virginia 01/07/25
3FG Made	2 vs California 02/01/24, at UCLA 03/07/24
3FG Attempts	4 5 times
FT Made	7 vs Samford 12/18/24
FT Attempts	8 at Wisconsin 11/15/24

CAREER STATS

			Field Goals		3-Point		F-Throws		Rebounds								Scoring				
SEASON	TEAM	GP-GS	MIN	AVG	FG-FGA	FG%	3FG-3FGA	3FG%	FT-FTA	FT%	OFF	DEF	TOT	AVG	PF-FO	A	TO	BLK	STL	PTS	AVG
2024-25	UA	14-3	218	15.6	28-55	.509	11-33	.333	10-19	.526	10	32	42	3.0	25-0	18	9	7	15	77	5.5
TOTAL		14-3	218	15.6	28-55	.509	11-33	.333	10-19	.526	10	32	42	3.0	25-0	18	9	7	15	77	5.5

Single Game Highs

Statistic	Value
Points	14 at Cincinnati 01/04/25
Rebounds	9 vs Southern Utah 12/07/24
Assists	5 vs Central Mich. 12/21/24
Steals	2 4 times
Blocks	1 7 times
FG Made	5 vs Old Dominion 11/09/24, at Cincinnati 01/04/25
FG Attempts	7 vs Old Dominion 11/09/24
3FG Made	3 at Cincinnati 01/04/25
3FG Attempts	4 4 times
FT Made	5 vs Southern Utah 12/07/24
FT Attempts	9 vs Southern Utah 12/07/24



13

HENRI VEESAAR

7-0 • 235 • R-SOPHOMORE • FORWARD

TALLINN, ESTONIA

MAJOR: BUSINESS MANAGEMENT

> Career high three blocks at No. 21 West Virginia

> High impact off the bench at Cincinnati, finishing with eight points, eight rebounds, four assists, two blocks and two steals

> Scored 15 points in 18 minutes against TCU; also added career-high four assists

> Dropped 12 points and grabbed three rebounds against Southern Utah (12/7)

> Finished with 10 points, nine rebounds vs. ODU (11/9)

> Did not appear in any games during the 2023-24 season (redshirt)

> Appeared in 29 games during the 2022-23 season, scoring a total of 70 points

Pronunciation: “vay-SAR”

14

MOTIEJUS KRIVAS

7-2 • 260 • SOPHOMORE • CENTER

SIAULIAI, LITHUANIA

MAJOR: BUSINESS ADMINISTRATION

> OUT FOR THE SEASON (LEFT ANKLE)

> Earned his first career start against Duke (11/22), finishing with five points and a career-high five assists

> Finished with eight points, seven rebounds at Wisconsin (11/15)

> Has slowly worked his way back into the rotation to start the season, playing 10 minutes in each of the first two games

> Did not play in the two exhibition games (ankle)

Pronunciation: “Mo-tee-ay-yus Kree-vis”

2024-25 GAME-BY-GAME

Opponent	Date	GS	MIN	Total		3-Pointers		Free throws		Rebounds				PF	A	TO	BLK	STL	PTS	AVG
				FG-FGA	PCT	3FG-3FGA	PCT	FT-FTA	PCT	OFF	DEF	TOT	AVG							
Canisius	11/04/2024		16:42	2-3	.667	1-1	1.000	3-4	.750	2	0	2	2.0	2	2	2	1	1	8	8.0
Old Dominion	11/09/2024		20:04	4-10	.400	1-3	.333	1-3	.333	4	5	9	5.5	4	3	1	0	1	10	9.0
at Wisconsin	11/15/2024		12:15	0-2	.000	0-0	.000	2-2	1.000	2	1	3	4.7	3	0	0	0	0	2	6.7
Duke	11/22/2024		12:30	0-1	.000	0-1	.000	2-4	.500	1	4	5	4.8	2	0	2	1	1	2	5.5
vs Davidson	11/27/2024		18:34	4-5	.800	0-0	.000	1-3	.333	2	4	6	5.0	2	2	1	2	1	9	6.2
vs Oklahoma	11/28/2024		02:36	0-0	.000	0-0	.000	0-0	.000	0	1	1	4.3	0	0	1	0	0	0	5.2
vs West Virginia	11/29/2024		03:00	0-0	.000	0-0	.000	2-2	1.000	0	0	0	3.7	1	0	1	0	0	2	4.7
Southern Utah	12/07/2024		16:42	4-6	.667	0-1	.000	4-4	1.000	2	1	3	3.6	2	1	0	0	0	12	5.6
vs UCLA	12/14/2024		27:24	3-8	.375	0-4	.000	3-5	.600	2	5	7	4.0	4	0	4	0	0	9	6.0
Samford	12/18/2024		14:20	3-4	.750	0-0	.000	2-2	1.000	2	3	5	4.1	2	1	0	1	1	8	6.2
Central Mich.	12/21/2024		16:42	3-5	.600	0-1	.000	0-0	.000	0	4	4	4.1	2	0	1	1	0	6	6.2
TCU	12/30/2024		17:40	6-7	.857	1-2	.500	2-3	.667	0	6	6	4.3	4	4	0	1	0	15	6.9
at Cincinnati	01/04/2025		25:52	3-5	.600	0-0	.000	2-2	1.000	3	5	8	4.5	3	4	0	2	2	8	7.0
at West Virginia	01/07/2025		25:30	3-6	.500	0-1	.000	0-0	.000	3	4	7	4.7	2	0	2	3	2	6	6.9
Totals		0	229:51	35-62	.565	3-14	.214	24-34	.706	23	43	66	4.7	33	17	15	12	9	97	6.9

Player Averages

Games Played	Minutes/game	Points/game	FG Pct	3FG Pct	FT Pct	Rebounds/game	Assists/game	Turnovers/game	Assist/Turnover ratio	Steals/game	Blocks/game
14	16.4	6.9	56.5	21.4	70.6	4.7	1.2	1.1	1.1	0.6	0.9

CAREER STATS																								
SEASON	TEAM	GP-GS	MIN/AVG	Field Goals		3-Point		F-Throws		Rebounds				PF-FO	A	TO	BLK	STL	PTS	AVG	FG-FGA	FG%	3FG-3FGA	3FG%
				FG-FGA	FG%	3FG-3FGA	3FG%	FT-FTA	FT%	OFF	DEF	TOT	AVG											
2022-23	UA	29-0	206/7.1	26-42	.619	3-11	.273	15-21	.714	14	29	43	1.5	30-0	15	12	12	4	70	2.4				
2024-25	UA	14-0	230/16.4	35-62	.565	3-14	.214	24-34	.706	23	43	66	4.7	33-0	17	15	12	9	97	6.9				
TOTAL		43-0	436/10.1	61-104	.587	6-25	.240	39-55	.709	37	72	109	2.5	63-0	32	27	24	13	167	3.9				

Single Game Highs

Statistic	Value
Points	16 vs A&M-Corpus Christi 12/13/22
Rebounds	9 vs Old Dominion 11/09/24
Assists	4 vs TCU 12/30/24, at Cincinnati 01/04/25
Steals	2 at West Virginia 01/07/25, at Cincinnati 01/04/25
Blocks	3 at West Virginia 01/07/25
FG Made	6 vs TCU 12/30/24
FG Attempts	10 vs Old Dominion 11/09/24
3FG Made	2 vs A&M-Corpus Christi 12/13/22
3FG Attempts	4 vs UCLA 12/14/24
FT Made	4 vs Southern Utah 12/07/24, vs A&M-Corpus Christi 12/13/22, vs Southern U. 11/11/22
FT Attempts	5 vs UCLA 12/14/24

2024-25 GAME-BY-GAME

Opponent	Date	GS	MIN	Total		3-Pointers		Free throws		Rebounds				PF	A	TO	BLK	STL	PTS	AVG
				FG-FGA	PCT	3FG-3FGA	PCT	FT-FTA	PCT	OFF	DEF	TOT	AVG							
Canisius	11/04/2024		09:47	2-4	.500	0-0	.000	5-8	.625	4	1	5	5.0	0	1	0	0	0	9	9.0
Old Dominion	11/09/2024		12:01	1-3	.333	0-0	.000	4-6	.667	1	5	6	5.5	2	2	1	2	2	6	7.5
at Wisconsin	11/15/2024		17:43	4-7	.571	0-0	.000	0-0	.000	2	5	7	6.0	3	0	0	0	0	8	7.7
Duke	11/22/2024 *		20:51	2-3	.667	0-0	.000	1-2	.500	2	2	4	5.5	3	5	2	0	0	5	7.0
vs Davidson	11/27/2024		16:53	4-4	1.000	0-0	.000	2-3	.667	0	4	4	5.2	4	0	2	2	0	10	7.6
vs Oklahoma	11/28/2024		20:28	4-7	.571	0-0	.000	6-7	.857	4	2	6	5.3	1	0	1	1	0	14	8.7
vs West Virginia	11/29/2024		12:18	0-3	.000	0-0	.000	1-2	.500	1	1	2	4.9	1	1	0	1	0	1	7.6
Southern Utah	12/07/2024		15:28	4-7	.571	0-0	.000	2-2	1.000	1	1	2	4.5	2	0	0	0	1	10	7.9
Totals		1	125:29	21-38	.553	0-0	.000	21-30	.700	15	21	36	4.5	16	9	6	6	3	63	7.9

Player Averages

Games Played	Minutes/game	Points/game	FG Pct	3FG Pct	FT Pct	Rebounds/game	Assists/game	Turnovers/game	Assist/Turnover ratio	Steals/game	Blocks/game
8	15.7	7.9	55.3	0.0	70.0	4.5	1.1	0.8	1.5	0.4	0.8

CAREER STATS																								
SEASON	TEAM	GP-GS	MIN/AVG	Field Goals		3-Point		F-Throws		Rebounds				PF-FO	A	TO	BLK	STL	PTS	AVG	FG-FGA	FG%	3FG-3FGA	3FG%
				FG-FGA	FG%	3FG-3FGA	3FG%	FT-FTA	FT%	OFF	DEF	TOT	AVG											
2023-24	UA	36-0	437/12.1	72-130	.554	0-0	.000	49-63	.778	58	94	152	4.2	67-0	11	25	19	11	193	5.4				
2024-25	UA	8-1	125/15.7	21-38	.553	0-0	.000	21-30	.700	15	21	36	4.5	16-0	9	6	6	3	63	7.9				
TOTAL		44-1	563/12.8	93-168	.554	0-0	.000	70-93	.753	73	115	188	4.3	83-0	20	31	25	14	256	5.8				

Single Game Highs

Statistic	Value
Points	20 vs Belmont 11/17/23
Rebounds	9 vs Belmont 11/17/23, vs Colorado 01/04/24
Assists	5 vs Duke 11/22/24
Steals	2 vs UT Arlington 11/19/23, vs Southern California 01/17/24, vs Old Dominion 11/09/24
Blocks	2 6 times
FG Made	8 vs Belmont 11/17/23
FG Attempts	10 vs Belmont 11/17/23
FT Made	8 vs Morgan St. 11/06/23
FT Attempts	9 vs Morgan St. 11/06/23



30

TOBE AWAKA

6-9 • 250 • JUNIOR • FORWARD  
HYDE PARK, N.Y. • TENNESSEE  
MAJOR: BUSINESS MANAGEMENT

DOUBLE-DOUBLES  
5 career | 3 this season

- > Scored 12 points and grabbed seven rebounds against Southern Utah (12/7)
- > Finished with 13 points, 10 rebounds against Davidson in Battle 4 Atlantis
- > Set career highs in points (18) and rebounds (15) against Old Dominion (11/9/24)
- > Played first two seasons of college at University of Tennessee

Pronunciation: "TOE-bay Uh-WOK-uh"

2024-25 GAME-BY-GAME

Opponent	Date	GS	MIN	Total		3-Pointers		Free throws		Rebounds			PF	A	TO	BLK	STL	PTS	AVG		
				FG-FGA	PCT	3FG-3FGA	PCT	FT-FTA	PCT	OFF	DEF	TOT									
Canisius	11/04/2024	*	19:42	1-3	.333	0-0	.000	2-2	1.000	4	5	9	9.0	4	1	0	0	1	4	4.0	
Old Dominion	11/09/2024	*	21:10	8-10	.800	0-0	.000	2-6	.333	8	7	15	12.0	1	0	0	2	1	18	11.0	
at Wisconsin	11/15/2024	*	19:57	3-8	.375	0-0	.000	3-5	.600	7	6	13	12.3	5	1	2	0	0	9	10.3	
Duke	11/22/2024	*	11:44	0-1	.000	0-0	.000	0-0	.000	0	3	3	10.0	1	0	2	0	0	0	7.8	
vs Davidson	11/27/2024	*	13:51	6-10	.600	0-0	.000	1-3	.333	5	5	10	10.0	4	1	1	0	0	13	8.8	
vs Oklahoma	11/28/2024	*	17:14	2-4	.500	0-0	.000	2-2	1.000	3	1	4	9.0	2	2	1	0	0	6	8.3	
vs West Virginia	11/29/2024	*	23:37	2-4	.500	0-0	.000	1-2	.500	4	4	8	8.9	4	0	3	1	0	5	7.9	
Southern Utah	12/07/2024	*	20:38	6-10	.600	0-1	.000	0-0	.000	2	5	7	8.6	1	1	0	1	1	12	8.4	
vs UCLA	12/14/2024	*	11:36	1-1	1.000	0-0	.000	2-4	.500	2	0	2	7.9	3	1	2	0	0	4	7.9	
Samford	12/18/2024	*	23:02	3-4	.750	0-0	.000	3-6	.500	2	5	7	7.8	2	0	2	0	1	9	8.0	
Central Mich.	12/21/2024	*	16:30	4-4	1.000	1-1	1.000	1-2	.500	1	9	10	8.0	3	3	0	0	0	10	8.2	
TCU	12/30/2024	*	22:20	4-7	.571	0-0	.000	1-1	1.000	2	1	3	7.6	3	2	0	1	0	9	8.3	
at Cincinnati	01/04/2025	*	14:08	1-3	.333	0-0	.000	0-0	.000	2	2	4	7.3	3	0	2	0	0	2	7.8	
at West Virginia	01/07/2025	*	12:55	1-4	.250	0-0	.000	0-0	.000	3	4	7	7.3	2	2	1	1	1	2	7.4	
Totals			13	248:25	42-73	.575	1-2	.500	18-33	.545	45	57	102	7.3	38	14	16	6	5	103	7.4

Player Averages

Games Played	Minutes/ game	Points/ game	FG Pct	3FG Pct	FT Pct	Rebounds/ game	Assists/ game	Turnovers/ game	Assist/Turnover ratio	Steals/ game	Blocks/ game
14	17.7	7.4	57.5	50.0	54.5	7.3	1.0	1.1	0.9	0.4	0.4

CAREER STATS

AWAKA, Tobe																			
		Field Goals				3-Point		F-Throws		Rebounds			Scoring						
SEASON	TEAM	GP-GS	MIN/AVG	FG-FGA	FG%	3FG-3FGA	3FG%	FT-FTA	FT%	OFF	DEF	TOT	PTS	AVG	A	TO	BLK	STL	PTS
2022-23	UT	34-0	350/10.3	45-76	.592	0-0	.000	18-39	.462	59	69	128	3.8	47-0	11	13	11	6	108
2023-24	UT	35-0	458/13.1	65-110	.591	0-0	.000	49-66	.742	74	86	160	4.6	87-3	9	23	22	10	179
2024-25	UA	14-13	248/17.7	42-73	.575	1-2	.500	18-33	.545	45	57	102	7.3	38-1	14	16	6	5	103
TOTAL FOR UA		14-13	248/17.7	42-73	.575	1-2	.500	18-33	.545	45	57	102	7.3	38-1	14	16	6	5	103
TOTAL		83-13	1057/12.7	152-259	.587	1-2	.500	85-138	.616	178	212	390	4.7	172-4	34	52	39	21	390

Single Game Highs

Statistic	Value
Points	18 at Missouri 02/20/24, vs Old Dominion 11/09/24
Rebounds	15 vs Old Dominion 11/09/24
Assists	3 vs Ga. Southern 12/12/23, vs NC State 12/16/23, vs Central Mich. 12/21/24
Steals	1 21 times
Blocks	5 vs Tarleton St. 12/21/23
FG Made	8 vs Old Dominion 11/09/24
FG Attempts	10 vs Southern Utah 12/07/24, vs Davidson 11/27/24, vs Old Dominion 11/09/24
3FG Made	1 vs Central Mich. 12/21/24

55

CONRAD MARTINEZ

6-0 • 170 • SOPHOMORE • GUARD  
GRANOLLERS, SPAIN  
MAJOR: BUSINESS MANAGEMENT

- > Chipped in with five points and four assists against Southern Utah (12/7)
- > Has scored 12 points this season after scoring a total of 17 points as a freshman
- > tallied a career-high seven points against Old Dominion (11/9/24)

2024-25 GAME-BY-GAME

Opponent	Date	GS	MIN	Total		3-Pointers		Free throws		Rebounds			PF	A	TO	BLK	STL	PTS	AVG		
				FG-FGA	PCT	3FG-3FGA	PCT	FT-FTA	PCT	OFF	DEF	TOT									
Canisius	11/04/2024		10:38	2-3	.667	1-2	.500	0-0	.000	0	1	1	1.0	0	0	0	0	0	5	5.0	
Old Dominion	11/09/2024		10:25	2-2	1.000	0-0	.000	3-4	.750	0	2	2	1.5	1	4	0	0	1	7	6.0	
at Wisconsin	11/15/2024		00:51	0-0	.000	0-0	.000	0-0	.000	0	0	0	1.0	0	0	0	0	0	0	4.0	
vs Davidson	11/27/2024		06:16	0-2	.000	0-1	.000	0-0	.000	0	0	0	0.8	0	0	0	0	0	0	3.0	
Southern Utah	12/07/2024		14:40	1-1	1.000	1-1	1.000	2-2	1.000	0	1	1	0.8	3	4	0	0	1	5	3.4	
vs UCLA	12/14/2024		04:48	0-0	.000	0-0	.000	0-0	.000	0	0	0	0.7	2	1	0	0	0	0	2.8	
Samford	12/18/2024		04:13	0-0	.000	0-0	.000	0-0	.000	0	1	1	0.7	1	2	1	0	0	0	2.4	
Central Mich.	12/21/2024		19:30	3-4	.750	1-2	.500	2-2	1.000	0	1	1	0.8	0	5	1	0	2	9	3.3	
TCU	12/30/2024		01:55	0-0	.000	0-0	.000	0-0	.000	0	0	0	0.7	0	0	0	0	0	0	2.9	
at West Virginia	01/07/2025		02:41	0-0	.000	0-0	.000	0-0	.000	0	1	1	0.7	0	0	0	0	0	0	2.6	
Totals			0	75:57	8-12	.667	3-6	.500	7-8	.875	0	7	7	0.7	7	16	2	0	4	26	2.6

Player Averages

Games Played	Minutes/ game	Points/ game	FG Pct	3FG Pct	FT Pct	Rebounds/ game	Assists/ game	Turnovers/ game	Assist/Turnover ratio	Steals/ game	Blocks/ game
10	7.6	2.6	66.7	50.0	87.5	0.7	1.6	0.2	8.0	0.4	0.0

CAREER STATS

SEASON TEAM		GP-GS	MIN/AVG	Field Goals		3-Point		F-Throws		Rebounds		Scoring	
				FG-FGA	FG%	3FG-3FGA	3FG%	FT-FTA	FT%	OFF	DEF	TOT	AVG
2023-24	UA	19-0	69/3.6	7-16	.438	1-7	.143	2-3	.667	2	2	4	0.2
2024-25	UA	10-0	76/7.6	8-12	.667	3-6	.500	7-8	.875	0	7	7	0.7
TOTAL		29-0	145/5.0	15-28	.536	4-13	.308	9-11	.818	2	9	11	0.4
					</								

Single Game Highs

Statistic	Value
Points	9 vs Central Mich. 12/21/24
Rebounds	2 vs Old Dominion 11/09/24
Assists	5 vs Central Mich. 12/21/24
Steals	2 vs Central Mich. 12/21/24
FG Made	3 vs Central Mich. 12/21/24
FG Attempts	4 vs Central Mich. 12/21/24
3FG Made	1 4 times
3FG Attempts	2 vs Morgan St. 11/06/23, vs Canisius 11/04/24, vs Central Mich. 12/21/24
FT Made	3 vs Old Dominion 11/09/24
FT Attempts	4 vs Old Dominion 11/09/24



34

EMMANUEL STEPHEN

6-11 • 230 • FRESHMAN • CENTER

LAGOS, NIGERIA

MAJOR: UNDECIDED

- > Scored two points in his college debut against Samford (12/18)
- > Added six points and six rebounds in nine minutes against Central Michigan (12/21)

2024-25 GAME-BY-GAME

Opponent	Date	GS	MIN	Total		3-Pointers		Free throws		Rebounds		PF	A TO	BLK	STL	PTS	AVG		
				FG-FGA	PCT	3FG-3FGA	PCT	FT-FTA	PCT	OFF	DEF							TOT	AVG
Samford	12/18/2024	02:03	1-1	1.000	0-0	.000	0-0	.000	0	1	1	1.0	2	0	0	0	2.0		
Central Mich.	12/21/2024	09:11	3-3	1.000	0-0	.000	0-0	.000	1	5	6	3.5	2	1	0	1	6	4.0	
at West Virginia	01/07/2025	01:35	0-0	.000	0-0	.000	0-2	.000	0	0	0	2.3	0	0	0	0	0	2.7	
Totals		0	12:48	4-4	1.000	0-0	.000	0-2	.000	1	6	7	2.3	4	1	0	1	8	2.7

Player Averages

Games Played	Minutes/ game	Points/ game	FG Pct	3FG Pct	FT Pct	Rebounds/ game	Assists/ game	Turnovers/ game	Assist/Turnover ratio	Steals/ game	Blocks/ game
3	4.3	2.7	100.0	0.0	0.0	2.3	0.3	0.0	1.0	0.0	0.3

24

LUKE CHAMPION

6-8 • 205 • 5TH YEAR • FORWARD

SUWANEE, GA.

MAJOR: BUSINESS ADMINISTRATION

- > Is in his third season as a walk-on at Arizona
- > Has scored 14 points while appearing in 21 games during his college career

2024-25 GAME-BY-GAME

Opponent	Date	GS	MIN	Total		3-Pointers		Free throws		Rebounds		PF	A	TO	BLK	STL	PTS	AVG
				FG-FGA	PCT	3FG-3FGA	PCT	FT-FTA	PCT	OFF	DEF							
Canisius	11/04/2024	03:26	0-0	.000	0-0	.000	0-0	.000	0	0	0	0.0	0	0	0	0	0	0.0
Old Dominion	11/09/2024	02:17	0-0	.000	0-0	.000	0-0	.000	0	0	0	0.0	0	0	0	0	0	0.0
at Wisconsin	11/15/2024	00:51	0-0	.000	0-0	.000	0-0	.000	0	0	0	0.0	0	0	0	0	0	0.0
Southern Utah	12/07/2024	02:07	0-1	.000	0-1	.000	0-0	.000	0	0	0	0.0	0	0	0	0	0	0.0
Totals		0	08:41	0-1	.000	0-1	.000	0-0	.000	0	0	0	0.0	0	0	0	0	0.0

Player Averages

Games Played	Minutes/ game	Points/ game	FG Pct	3FG Pct	FT Pct	Rebounds/ game	Assists/ game	Turnovers/ game	Assist/Turnover ratio	Steals/ game	Blocks/ game
4	2.2	0.0	0.0	0.0	0.0	0.0	0.0	0.0	0.0	0.0	0.0

CAREER STATS

SEASON	TEAM	GP-GS	MIN/AVG	Field Goals FG-FGA FG%	3-Point 3FG-3FGA 3FG%	F-Throws FT-FTA FT%	Rebounds OFF DEF TOT AVG	PF-FO	A TO BLK	STL	PTS	AVG
2020-21	SU	6-0	30/5.0	2-12 .167	2-11 .182	2-2 1.000	1 6 7 1.2	1-0	1 3 0	1	8	1.3
2021-22	MW	5-0	15/3.1	1-3 .333	1-3 .333	0-0 .000	1 2 3 0.6	1-0	0 0	1	3	0.6
2023-24	UA	8-0	11/1.3	1-5 .200	1-5 .200	0-0 .000	1 0 1 0.1	0-0	0 0	0	3	0.4
2024-25	UA	4-0	9/2.2	0-1 .000	0-1 .000	0-0 .000	0 0 0 0.0	0-0	0 0	0	0	0.0
TOTAL FOR UA		12-0	19/1.6	1-6 .167	1-6 .167	0-0 .000	1 0 1 0.1	0-0	0 0	0	1	0.3
TOTAL		23-0	65/2.8	4-21 .190	4-20 .200	2-2 1.000	3 8 11 0.5	2-0	1 3	1	3	0.6

Single Game Highs

Statistic	Value
Points	8 vs Belhaven 12/21/20
Rebounds	4 vs Belhaven 12/21/20
Assists	1 vs Mercer 03/05/21
Steals	1 at Furman 02/17/21, at Northwest Mo. St. 12/18/21, vs UT Arlington 11/19/23
Blocks	1 vs Rogers St. 12/02/21
FG Made	2 vs Belhaven 12/21/20
FG Attempts	4 vs Belhaven 12/21/20
3FG Made	2 vs Belhaven 12/21/20
3FG Attempts	3 vs Belhaven 12/21/20
FT Made	2 vs Belhaven 12/21/20
FT Attempts	2 vs Belhaven 12/21/20

15

GRANT WEITMAN

6-4 • 205 • 5TH YEAR • GUARD

TUCSON, ARIZ.

MAJOR: BUSINESS ADMINISTRATION

- > Appeared in 18 games during the 2023-24 season, scoring a total of seven points.
- > Key contributor to the scout team in practice

2024-25 GAME-BY-GAME

Opponent	Date	GS	MIN	Total		3-Pointers		Free throws		Rebounds		PF	A TO	BLK	STL	PTS	AVG		
				FG-FGA	PCT	3FG-3FGA	PCT	FT-FTA	PCT	OFF	DEF							TOT	AVG
Canisius	11/04/2024		04:21	1-1	1.000	0-0	.000	0-0	.000	0	0	0	0	0	0	0	2.0		
Old Dominion	11/09/2024		04:13	1-2	500	0-0	.000	0-0	.000	0	1	1	0.5	0	0	2	2.0		
at Wisconsin	11/15/2024		00:51	0-0	.000	0-0	.000	0-0	.000	0	0	0	0.3	0	0	0	1.3		
vs Davidson	11/27/2024		02:36	0-0	.000	0-0	.000	0-0	.000	0	0	0	0.3	0	0	0	1.0		
Southern Utah	12/07/2024		02:07	0-0	.000	0-0	.000	0-0	.000	0	2	2	0.6	0	0	1	0	0.8	
at West Virginia	01/07/2025		01:35	0-0	.000	0-0	.000	0-0	.000	0	1	1	0.7	0	0	0	0	0.7	
Totals		0	15:43	2-3	.667	0-0	.000	0-0	.000	0	4	4	0.7	0	0	1	2	4	0.7

Player Averages

Games Played	Minutes/game	Points/game	FG Pct	3FG Pct	FT Pct	Rebounds/game	Assists/game	Turnovers/game	Assist/Turnover ratio	Steals/game	Blocks/game
6	2.6	0.7	66.7	0.0	0.0	0.7	0.0	0.0	0.0	0.3	0.2

CAREER STATS

SEASON	TEAM	GP-GS	MIN/AVG	Field Goals FG-FGA FG%	3-Point 3FG-3FGA 3FG%	F-Throws FT-FTA FT%	Rebounds OFF DEF TOT AVG	PF-FO	A TO BLK	STL	PTS	AVG
2020-21	UA	5-0	8/1.6	0-0 .000	0-0 .000	0-0 .000	0 1 1 0.2	0-0	0 0	0	0	0.0
2021-22	UA	16-0	26/1.6	1-3 .333	0-2 .000	0-0 .000	1 2 3 0.2	3-0	1 0	0	2	0.1
2022-23	UA	6-0	12/2.0	1-2 .500	0-0 .000	0-0 .000	1 1 2 0.3	3-0	1 0	0	2	0.3
2023-24	UA	18-1	41/2.3	2-8 .250	1-4 .250	2-2 1.000	4 6 10 0.6	0-0	2 0	0	5	0.4
2024-25	UA	6-0	16/2.6	2-3 .667	0-0 .000	0-0 .000	0 4 4 0.7	0-0	0 0	1	2	0.7
TOTAL		51-1	103/2.0	6-16 .375	1-6 .167	2-2 1.000	6 14 20 0.4	6-0	2 2	1	7	0.3

Single Game Highs

Statistic	Value
Points	3 vs Morgan St. 11/06/23
Rebounds	2 vs Long Beach St. 03/21/24, vs Southern Utah 12/07/24, vs Belmont 11/17/23
Assists	1 vs Arizona St. 02/17/24, vs Morgan St. 11/06/23
Steals	2 vs Old Dominion 11/09/24, vs Oregon 03/02/24
Blocks	1 vs Southern Utah 12/07/24
FG Made	1 6 times
FG Attempts	2 vs California 02/01/24, vs Old Dominion 11/09/24, vs Morgan St. 11/06/23
3FG Made	1 vs Morgan St. 11/06/23
3FG Attempts	2 vs California 02/01/24
FT Made	2 vs UT Arlington 11/19/23
FT Attempts	2 vs UT Arlington 11/19/23

11

LIAM LLOYD

6-5 • 190 • 5TH YEAR • GUARD

SPOKANE, WASH. • NORTHERN ARIZONA

MAJOR: SCIENCE, TECHNOLOGY, HEALTH & SOCIETY

> Made two free throws against Old Dominion (11/9/24) for his first points as a Wildcat

> Played first two seasons as a scholarship player at Grand Canyon

> Spent the past two years on scholarship at Northern Arizona

CAREER STATS																			
SEASON	TEAM	GP-GS	MIN	AVG	FG-FGA	FG%	3FG-3FGA	3FG%	FT-FTA	FT%	OFF	DEF	TOT	AVG	PF-FO	A	TO	BLK	STL
2020-21	UCU	13-0	108	8.3	11-22	.500	6-14	.429	4-7	.571	6	18	24	1.8	14-0	15	11	0	5
2021-22	UCU	17-0	65	3.8	5-20	.250	0-9	.000	2-3	.667	1	8	9	0.5	8-0	3	6	1	4
2022-23	NAU	35-27	754	21.5	70-204	.343	35-118	.297	34-53	.642	11	54	65	1.9	72-2	78	41	6	29
2023-24	NAU	31-30	905	29.2	69-199	.347	31-113	.274	22-42	.524	27	106	133	4.3	80-0	102	74	5	25
2024-25	UA	8-0	22	2.7	0-7	.000	0-5	.000	3-4	.750	0	4	4	0.5	3-0	1	0	0	2
TOTAL FOR UA		8-0	22	2.7	0-7	.000	0-5	.000	3-4	.750	0	4	4	0.5	3-0	1	0	0	2
TOTAL		104-57	1854	17.8	155-452	.343	72-259	.278	65-109	.596	45	190	235	2.3	177-2	199	132	12	65

Single Game Highs	
Statistic	Value
Points	16 vs Weber St. 02/27/23, at Grand Canyon 11/12/23, vs Southern Utah 12/16/23
Rebounds	10 vs Bethesda (CA) 01/16/21
Assists	12 at Seattle U 11/15/23
Steals	3 4 times
Blocks	1 12 times
FG Made	7 at Grand Canyon 11/12/23, vs Southern Utah 12/16/23
FG Attempts	13 at Michigan St. 11/07/22, at UConn 11/06/23
3FG Made	5 vs Weber St. 02/27/23
3FG Attempts	9 vs Weber St. 02/27/23
FT Made	6 vs Montana 01/05/23
FT Attempts	8 vs Montana 01/05/23

2

ADDISON ARNOLD

6-3 • 185 • SOPHOMORE • GUARD

SIMI VALLEY, CALIF.

MAJOR: BUSINESS MANAGEMENT

> Made his college debut against Canisius (11/4/24), playing three minutes and scoring two points

> Was a member of the Arizona team in 2021-22, but did not appear in any games

> Spent the last two years on a Mormon Mission to South America

CAREER STATS																			
SEASON	TEAM	GP-GS	MIN	AVG	FG-FGA	FG%	3FG-3FGA	3FG%	FT-FTA	FT%	OFF	DEF	TOT	AVG	PF-FO	A	TO	BLK	STL
2024-25	UA	6-0	11	1.9	1-4	.250	0-1	.000	0-0	.000	2	1	3	0.5	2-0	0	2	0	1
TOTAL		6-0	11	1.9	1-4	.250	0-1	.000	0-0	.000	2	1	3	0.5	2-0	0	2	0	1

Single Game Highs	
Statistic	Value
Points	2 vs Canisius 11/04/24
Rebounds	2 vs Canisius 11/04/24
Steals	1 vs Central Mich. 12/21/24
FG Made	1 vs Canisius 11/04/24
FG Attempts	2 vs Central Mich. 12/21/24
3FG Attempts	1 at West Virginia 01/07/25

33

WILL MENAUGH

6-10 • 245 • SENIOR • CENTER

TUCSON, ARIZ. • SALPOINTE H.S.

MAJOR: MECHANICAL ENGINEERING

> Had two points in three minutes against Canisius (11/4/24)

> Redshirt in 2021-22 and played the last three seasons with the Wildcats

CAREER STATS																			
SEASON	TEAM	GP-GS	MIN	AVG	FG-FGA	FG%	3FG-3FGA	3FG%	FT-FTA	FT%	OFF	DEF	TOT	AVG	PF-FO	A	TO	BLK	STL
2022-23	UA	3-0	6	1.9	2-2	1.000	0-0	.000	0-0	.000	0	2	2	0.7	2-0	0	1	0	4
2023-24	UA	10-0	15	1.5	2-4	.500	0-0	.000	0-2	.000	1	3	4	0.4	6-0	0	0	0	4
2024-25	UA	5-0	8	1.6	1-2	.500	0-0	.000	0-0	.000	1	1	2	0.4	0-0	0	1	0	2
TOTAL		18-0	28	1.6	5-8	.625	0-0	.000	0-2	.000	2	6	8	0.4	8-0	0	1	0	10

Single Game Highs	
Statistic	Value
Points	2 5 times
Rebounds	1 8 times
Blocks	1 vs A&M-Corpus Christi 12/13/22
FG Made	1 5 times
FG Attempts	2 vs UT Arlington 11/19/23
FT Attempts	2 at UCLA 03/07/24

8

JACKSON FRANCOIS

6-5 • 160 • JUNIOR • GUARD

LAS VEGAS, NEV. • MISSOURI

MAJOR: BUSINESS ADMINISTRATION

> Transferred to Arizona from the University of Missouri, where he played two seasons and appeared in 12 games

> Made his Arizona debut on Nov. 9, 2024 against Old Dominion

> Is the son of Arizona Director of Athletics Desiree Reed-Francois and her husband, Josh

Pronunciation: "FRAN-swah"

CAREER STATS																			
SEASON	TEAM	GP-GS	MIN	AVG	FG-FGA	FG%	3FG-3FGA	3FG%	FT-FTA	FT%	OFF	DEF	TOT	AVG	PF-FO	A	TO	BLK	STL
2022-23	MO	8-0	6	0.8	0-2	.000	0-1	.000	0-1	.000	0	0	0	0.0	0-0	0	0	0	0
2023-24	MO	4-0	5	1.2	0-1	.000	0-1	.000	0-0	.000	0	0	0	0.0	0-0	0	0	0	0
2024-25	UA	2-0	2	1.0	0-0	.000	0-0	.000	0-0	.000	1	0	1	0.5	1-0	0	0	0	0
TOTAL FOR UA		2-0	2	1.0	0-0	.000	0-0	.000	0-0	.000	1	0	1	0.5	1-0	0	0	0	0
TOTAL		14-0	13	0.9	0-3	.000	0-2	.000	0-1	.000	1	0	1	0.1	1-0	0	0	0	0

Single Game Highs	
Statistic	Value
Rebounds	1 vs Central Mich. 12/21/24
Steals	1 vs Houston Christian 11/26/22
FG Attempts	1 vs SIUE 11/15/22, vs Coastal Carolina 11/23/22, vs Central Ark. 12/30/23
3FG Attempts	1 vs SIUE 11/15/22, vs Central Ark. 12/30/23
FT Attempts	1 vs SIUE 11/15/22

12

WILL KUYKENDALL

6-3 • 175 • R-FRESHMAN • GUARD

SANTA MARIA, CALIF. • ST. JOSEPH'S H.S.

MAJOR: BUSINESS MANAGEMENT

> Made his college debut against Old Dominion (11/9/24), playing one minute

> Did not appear in any games during the 2023-24 season

CAREER STATS

		Field Goals				3-Point		F-Throws		Rebounds				PF-FO A TO BLK STL				Scoring								
SEASON	TEAM	GP	GS	MIN	AVG	FG	FGA	FG%	3FG	3FGA	3FG%	FT	FTA	FT%	OFF	DEF	TOT	AVG	PF	FO	A	TO	BLK	STL	PTS	AVG
2024-25	UA	3	0	3/0.9	0-0	.000	0-0	.000	0-0	.000	0	0	0.000	0	0	0	0.0	0-0	0	1	0	0	0	0	0	0.0
TOTAL		3	0	3/0.9	0-0	.000	0-0	.000	0-0	.000	0	0	0.000	0	0	0	0.0	0-0	0	1	0	0	0	0	0	0.0

21

JACKSON COOK

6-2 • 175 • R-FRESHMAN • GUARD

OXFORD, ENGLAND • MONTVERDE ACAD.

MAJOR: BUSINESS MANAGEMENT

> Made his college debut against Old Dominion (11/9/24), playing one minute

> Did not appear in any games during the 2023-24 season

CAREER STATS

				Field Goals		3-Point		F-Throws		Rebounds						Scoring										
SEASON	TEAM	GP	GS	MIN	AVG	FG	FGA	FG%	3FG	3FGA	3FG%	FT	FTA	FT%	OFF	DEF	TOT	AVG	PF	FO	A	TO	BLK	STL	PTS	AVG
2024-25	UA	2	0	2/1.0		0-0	.000		0-0	.000		0-0	.000		0	1	1	0.5	0-0	0	0	0	0	0	0	0.0
TOTAL		2	0	2/1.0		0-0	.000		0-0	.000		0-0	.000		0	1	1	0.5	0-0	0	0	0	0	0	0	0.0

Single Game Highs		
Statistic		Value
Rebounds		1 vs Central Mich. 12/21/24

42

SVEN DJOPMO

6-2 • 190 • SOPHOMORE • GUARD

REIMS, FANCE

MAJOR: BUSINESS ECONOMICS

> Scored first collegiate points against Central Michigan (12/21)

> Made his college debut against Old Dominion (11/9/24), playing one minute and grabbing one rebound

CAREER STATS																											
					Field Goals			3-Point			F-Throws			Rebounds			PF-FO A TO BLK STL						Scoring				
SEASON	TEAM	GP	GS	MIN	AVG	FG	FGA	FG%	3FG	3FGA	3FG%	FT	FTA	FT%	OFF	DEF	TOT	AVG	PF	FO	A	TO	BLK	STL	PTS	AVG	
2024-25	UA	2	0	2/1.0		1-2	.500		0-0	.000		0-0	.000		0	1	1	0.5	0-0	0	1	0	1	0	1	2	1.0
TOTAL		2	0	2/1.0		1-2	.500		0-0	.000		0-0	.000		0	1	1	0.5	0-0	0	1	0	1	0	1	2	1.0

Single Game Highs		
Statistic		Value
Points		2 vs Central Mich. 12/21/24
Rebounds		1 vs Old Dominion 11/09/24
Steals		1 vs Central Mich. 12/21/24
FG Made		1 vs Central Mich. 12/21/24
FG Attempts		2 vs Central Mich. 12/21/24




## 2024-25 ROSTER



**0**  
**Jaden Bradley**  
6-3 • 200 • G  
Junior  
Rochester, N.Y.  
(Alabama)



**1**  
**Caleb Love**  
6-4 • 205 • G  
5th  
St. Louis, Mo.  
(North Carolina)



**2**  
**Addison Arnold**  
6-3 • 185 • G  
R-Freshman  
Simi Valley, Calif.  
(Royal HS)



**3**  
**Anthony Dell'Orso**  
6-6 • 190 • G  
Junior  
Melbourne, Australia  
(Campbell)



**4**  
**Trey Townsend**  
6-6 • 235 • F  
5th  
Oxford, Mich.  
(Oakland Univ.)



**5**  
**KJ Lewis**  
6-4 • 205 • G  
Sophomore  
El Paso, Texas  
(Duncanville)



**8**  
**Jackson Francois**  
6-5 • 160 • G  
Junior  
Las Vegas, Nev.  
(Missouri)



**9**  
**Carter Bryant**  
6-8 • 225 • F  
Freshman  
Riverside, Calif.  
(Centennial HS)



**11**  
**Liam Lloyd**  
6-5 • 190 • F  
5th  
Spokane, Wash.  
(Northern Arizona)




**12**  
**Will Kuykendall**  
6-3 • 175 • G  
R-Freshman  
Santa Maria, Calif.  
(St. Joseph's HS)



**13**  
**Henri Veesaar**  
7-0 • 235 • F  
R-So.  
Tallinn, Estonia  
(Real Madrid)



**14**  
**Motiejus Krivas**  
7-2 • 260 • C  
Sophomore  
Siauliai, Lithuania  
(Kaunas Zalgiris 2)



**15**  
**Grant Weitman**  
6-4 • 205 • G  
5th  
Tucson, Ariz.  
(Salpointe HS)



**21**  
**Jackson Cook**  
6-3 • 175 • G  
R-Fr.  
Oxford, England  
(Montverde Acad.)



**24**  
**Luke Champion**  
6-8 • 205 • F  
R-Senior  
Suwanee, Ga.  
(Missouri Western State)



**30**  
**Tobe Awaka**  
6-8 • 250 • F  
Junior  
Hyde Park, N.Y.  
(Tennessee)



**33**  
**Will Menaugh**  
6-10 • 245 • C  
Senior  
Tucson, Ariz.  
(Catalina Foothills HS)



**34**  
**Emmanuel Stephen**  
7-0 • 230 • C  
Freshman  
Lagos, Nigeria  
(Dream City HS)



**42**  
**Sven Djopmo**  
6-2 • 190 • G  
R-Freshman  
Reims, France



**55**  
**Conrad Martinez**  
6-0 • 175 • G  
Sophomore  
Granollers, Spain  
(Joventut)



**Tommy Lloyd**  
Head Coach  
4th season



**Jack Murphy**  
Associate HC  
6th season



**Steve Robinson**  
Assistant Coach  
4th season



**TJ Benson**  
Assistant Coach  
4th season



**Rem Bakamus**  
Assistant Coach  
4th season



**Ken Nakagawa**  
Assistant Coach  
4th season