KNIGHTS
WOMEN'S BASKETBALL

2024-25 SCHEDULE/RESULTS

DATE	OPPONENT	TV/WEB	TIME/RESULT
NOVEMBER			
5	Iona	ESPN+	W, 76-44
7	Marquette	ESPN+	W, 57-50
16	Stetson	ESPN+	W, 89-58
19	North Florida	ESPN+	W, 82-53
22	SIUE	ESPN+	W, 81-71
24	Florida A&M	ESPN+	W, 80-55
27	at UNLV^	MWN	L, 71-52
29	vs. Montana State^	Youtube	L, 76-68
DECEMBER			
7	at Texas Southern	ESPN+	W, 93-87
17	High Point	ESPN+	L, 64-60
21	#12/13 TCU*	ESPN+	L, 92-52
JANUARY			
1	at #18/18 West Virginia*	ESPN+	L, 80-58
4	Arizona*	ESPN+	L, 75-53
8	at Colorado*	ESPN+	L, 81-62
11	Cincinnati*	ESPN+	L, 64-58
14	at #10/12 TCU*	ESPN+	7:30 p.m.
18	#24 Oklahoma State*	ESPN+	4 p.m.
25	at Iowa State*	ESPN+	5 p.m.
29	Baylor*	ESPN+	7 p.m.
FEBRUARY			
1	Houston*	ESPN+	12 p.m.
5	at BYU*	ESPN+	9 p.m.
8	at #23 Utah*	ESPN+	3:30 p.m.
12	Arizona State*	ESPN+	7 p.m.
15	at #11/11 Kansas State*	ESPN+	5 p.m.
18	at Kansas*	ESPN+	7:30 p.m.
22	Texas Tech*	ESPN+	2 p.m.
25	Iowa State*	ESPN+	7 p.m.
MARCH			
2	at Houston*	ESPN+	3 p.m.
Phillips Big 12 Championship (Kansas City, Mo.)			
5-10	T-Mobile Center		

^ - UNLV Thanksgiving Classic
* - Big 12 Conference game
All times Eastern. Dates and times subject to change.
Rankings listed are AP/Coaches Polls

THE MATCHUP

UCF Knights (7-8, 0-5 Big 12)
Head Coach: Sytia Messer
Career Record: 87-81 (6th season)
Record at UCF: 33-40 (3rd season)

VS

 # 10/12 TCU Horned Frogs (17-1, 5-0 Big 12)
Head Coach: Mark Campbell
Career Record: 77-37 (4th season)
Record at TCU: 38-13 (2nd season)

Date	Jan. 14	TV	ESPN+
Time	7:30 p.m. ET	Play-by-Play	Ron Thulin
Site	Fort Worth, Texas	Analyst	Jada Curtis
Stadium	Schollmaier Arena	Sideline	

KNIGHT NOTES

The Rundown

- The UCF women's basketball team heads to Fort Worth for a Tuesday evening tilt against No. 10/12 TCU January 14 at 7:30 p.m.
- This will be the second matchup between the teams this season, as they opened Big 12 conference play Dec. 21 and the Horned Frogs came away with a 92-52 victory inside Addition Financial Arena.
- TCU leads the Big 12 with 26.6 three-point attempts per game and 9.8 three-pointers per game.
- UCF is fourth in the league with 13.1 offensive rebounds per game.

Scouting TCU

- TCU enters the matchup with a 17-1 overall record and 5-0 in the Big 12 with an eight-game win streak.
- Head coach Mark Campbell is in his 4th season overall and second season with the Horned Frogs boasting a 38-13 record.
- Big 12 Player of the Week, Sedona Prince, leads the NCAA and Conference in blocks with 62 along with blocks per game (3.65).
- Madison Conner leads the nation in three-point attempts with 154 and three-pointers (70).

A Win Would...

- Improve the Knights to 8-8 on the season
- Give the Knights their first Big 12 conference win of the season
- Give UCF its first win against the Horned Frogs
- Be the first time since Feb. 15, 2023 that the Knights have beat a ranked opponent
- Be better than a loss

POTENTIAL STARTERS

G
#3 Kaitlin Peterson
5-9 • Sr.
Eufaula, Ala. • Indiana

PPG	RPG	APG	MPG
20.8	2.0	2.0	36.1

G
#8 Nevaeh Brown
5-9 • Gr.
Charlotte, N.C. • ETSU

PPG	RPG	APG	MPG
5.6	2.8	3.5	28.8

G
#12 Emely Rodriguez
6-0 • Fr.
La Romana, D.R. • Central Pointe Acad.

PPG	RPG	APG	MPG
10.9	5.5	1.0	25.1

G
#24 Ally Stedman
5-9 • Sr.
Phoenix, Ariz. • Miami

PPG	RPG	APG	MPG
4.6	1.1	1.5	21.1

C
#35 Khyala Ngodu
6-3 • So.
Fort Lauderdale, Fla. • Dillard HS

PPG	RPG	APG	MPG
5.9	4.8	0.8	15.8

UCF INFORMATION

Location	Orlando, Fla.
Founded	1963
Enrollment	68,442
Nickname	Knights
Colors	Black and Gold
Conference	Big 12
Facility	Addition Financial Arena (10,000)
President	Alexander N. Cartwright
Director of Athletics	Terry Mohajir
Athletics Phone	(407) 823-2261
Ticket Office Phone	(407) 823-1000

COACHING STAFF

Head Coach	Sytia Messer
Alma Mater	Arkansas, 2000
UCF Record	33-40
Assistant Coach	Rekha Patterson
Alma Mater	North Carolina A&T, 2001
Assistant Coach	Walter Pitts
Alma Mater	Alabama, 2008
Director of Operations	Erin Horne
Alma Mater	Converse, 2017
Director of Video	Reegan McCue
Basketball Office Phone	(407) 823-6266

TEAM INFORMATION

2024-25 Record	7-8
Big 12 Conference Record	0-5
Starters Returning/Lost	2/3
Players Returning/Lost	4/9
Newcomers	9

BASKETBALL HISTORY

First Year of Basketball	1977-78
First Year at Division I Level	1984-85
First Year in The American	2013-14
First Year in Big 12	2023-24
All-Time Record	687-684
NCAA Tournament Appearances/Last	7/2022
WNIT Appearances/Last	2/2018

ATHLETIC COMMUNICATIONS

Assistant Director/WBB Contact	Jenna Osborn
Cell phone	937.844.9473
Email	josborn@athletics.ucf.edu

KNIGHT NOTES

Big 12 Weekly Awards Sweep

- For the first time in UCF women's basketball history, the Knights swept the Big 12 conference awards with Kaitlin Peterson earning Player of the Week and Emely Rodriguez tabbed Freshman of the Week (11/25).
- Peterson tallied 79 points over three games with an average of 26.3 points per game.
- In the Nov. 22 matchup against SIUE, Peterson tied her career high by recording 35 points, going 3-5 from beyond the arc and 11-17 from the field.
- The Eufaula, Alabama, native tallied her 30th double-digit game at UCF on Sunday when she scored 21 points.
- Rodriguez recorded another strong week in her rookie season with 35 points over three games.
- The La Romana, Dominican Republic, native tied her career high with 18 points in the Knights' 80-55 win against Florida A&M on Sunday.
- The freshman currently averages 13.5 points per game and is ranked first among freshmen in the Big 12 in scoring.

Rising to the Top

- Kaitlin Peterson once again leads the Knights in scoring with 20.8 points per game and is ranked No. 3 in the Big 12 and 21th in the NCAA.
- Peterson recorded a career-high 39 points at Texas Southern (12/7), which ranks seventh in the NCAA.
- She has recorded 10 games in double digits this season and reached 35-plus points on two occasions.
- The senior had a stellar debut season (23-24) for the Knights, as she led the Big 12 with 20.7 points per game.
- The senior was named to the All-Big 12 Second Team, marking the first Knight to earn a Big 12 award in their inaugural season in the Big 12.
- Peterson surpassed 500 points at Oklahoma State (Feb. 21), as she recorded 599 points last season and ranked 19th in the NCAA for points per game.
- She scored double digits in 27 of UCF's 28 games last season and reached 20 points on 15 occasions.

Strong Start

- The Knights 76-44 victory over Iona on Nov. 5 marked the seventh consecutive season opener victory for the Black and Gold.
- Since Coach Messer took over the program in 2022, the Knights have started out the season at home and are 3-0 in home openers in the Messer era.
- In Messer's first year at the helm for UCF, she led her team to a 6-0 start which then marked the best start since the 7-0 start during the 1984-85 season.
- In just her second season, she broke the record with an 8-0 start to etch history into the record books with the best start in program history.

Fresh Start

- Freshman, Emely Rodriguez started her collegiate career with 13 points against Iona in the Knights season opener Nov. 5.
- The Dominican Republic native tallied 18 points against Marquette (Nov. 7) which marked just her second game donning the Black and Gold.
- Rodriguez recorded three straight games with double-digit scoring and earned her first start against Stetson (11/16).
- She recorded her first double-double against Montana State (11/29) with 12 points and 12 rebounds.

THE SERIES VS. TCU

OVERALL:	0-5
In Orlando:	0-2
In Fort Worth:	0-2
In neutral location:	0-1
Streak:	L5
First meeting:	12/31/87
Last meeting:	12/21/24
Last UCF win:	n/a

THE MATCHUP

UCF	Stats	TCU
7-8	Overall Record	17-1
0-5	Conference Record	5-0
L6	Streak	W8
68.1	Points Per Game	81.7
68.1	Scoring Defense	53.5
0.0	Scoring Margin	28.2
.428	Field Goal Percentage	.481
.411	FG Percentage Defense	.347
3.7	3-PT FG Per Game	9.8
.304	3-PT FG Percentage	.370
.693	Free Throw Percentage	.745
38.2	Rebounds Per Game	39.9
4,8	Rebound Margin	9.0
12.9	Assists Per Game	20.1
17.8	Turnovers Per Game	11.2
0.1	Turnover Margin	4.6
0.7	Assist/Turnover Ratio	1.8
9.3	Steals Per Game	7.5
3.1	Blocks Per Game	6.7

THE LAST MEETING

NCAA

Official Basketball Box Score - Final
TCU at UCF
12/21/24 Addition Financial Arena, Orlando
2024-25 Women's Basketball

Game Time: 2:00 PM
Game Duration: 1:55
Attendance: 1,796

Officials: Doug Knight, Demoya Pugh, Kristen Ball

TCU - 92 **Record: 12-1 (1-0)**

NO.	Name		Min	FG M-A	3P M-A	FT M-A	Rebounds OR	DR	TOT	Fouls PF	FD	TP	AS	TO	ST	Blocks BS	BA	+/-
13	Sedona Prince	C	24:39	8-11	0-1	6-7	4	3	7	2	5	22	2	0	1	4	0	28
1	Taylor Bigby	G	20:58	3-8	0-3	0-0	1	2	3	2	0	6	0	1	0	0	0	27
2	Madison Conner	G	28:28	8-15	5-10	3-3	1	4	5	2	3	24	5	4	2	0	0	25
10	Hailey Van Lith	G	30:50	5-9	2-4	2-2	0	4	4	1	4	14	7	4	0	0	0	23
21	Agnes Emma-Nnopu	G	24:00	3-7	3-6	0-0	7	0	7	1	1	9	2	2	1	1	1	26
4	Donovyn Hunter		24:46	0-3	0-3	1-2	0	3	3	2	2	1	2	2	1	0	0	23
23	Aaliyah Roberson		17:23	2-2	1-1	1-2	1	2	3	3	1	6	2	0	0	1	0	11
3	Deasia Merrill		11:57	3-4	0-0	0-0	0	0	0	1	0	6	0	0	0	1	1	9
11	Knisha Godfrey		10:58	0-1	0-1	2-2	0	1	1	1	1	2	1	0	0	0	0	15
5	Una Jovanovic		04:00	1-1	0-0	0-0	0	2	2	1	0	2	0	0	0	0	0	7
14	Natalie Mazurek		02:01	0-1	0-1	0-0	0	0	0	0	0	0	1	0	0	1	0	6
Team							2	7	9			0		1				
Totals				33-62	11-30	15-18	16	28	44	16	17	92	22	14	5	8	2	40

Shooting By Period		
1st FG%	9-14	64.3%
3PT%	4-7	57.1%
FT%	6-7	85.7%
2nd FG%	8-20	40.0%
3PT%	4-13	30.8%
FT%	5-6	83.3%
3rd FG%	10-17	58.8%
3PT%	0-4	0.0%
FT%	0-0	0%
4th FG%	6-11	54.5%
3PT%	3-6	50.0%
FT%	4-5	80%
GM FG%	33-62	53.2%
3PT%	11-30	36.7%
FT%	15-18	83.3%

Technical Fouls: NONE

Dead Ball Rebounds: 4, 1

UCF - 52 **Record: 7-4 (0-1)**

NO.	Name		Min	FG M-A	3P M-A	FT M-A	Rebounds OR	DR	TOT	Fouls PF	FD	TP	AS	TO	ST	Blocks BS	BA	+/-
33	Mahogany Chandler-Roberts	C	10:54	0-1	0-0	0-0	0	0	0	3	0	0	0	1	0	0	1	-11
35	Khyala Ngodu	C	25:41	2-5	0-0	3-5	2	2	4	0	3	7	1	1	2	0	1	-20
8	Nevaeh Brown	G	33:21	5-14	1-4	0-2	1	0	1	1	4	11	0	2	1	0	0	-35
12	Emely Rodriguez	G	34:00	6-20	1-3	4-4	1	5	6	2	4	17	1	2	0	0	4	-33
24	Ally Stedman	G	22:17	0-4	0-1	0-0	0	1	1	0	0	0	2	0	0	0	1	-25
11	Achol Akot		20:33	1-2	0-0	2-2	1	0	1	5	1	4	2	1	0	1	0	-18
13	Summer Yancy		26:23	3-5	0-0	3-4	1	2	3	3	4	9	0	3	1	0	0	-27
22	Adeang Ring		08:52	0-1	0-0	0-0	0	1	1	0	0	0	0	0	0	1	1	-15
23	Arek Angui		10:00	1-2	0-0	0-0	2	0	2	1	0	2	0	1	0	0	0	-9
4	Lucie Castagne		07:59	1-1	0-0	0-0	0	0	0	2	0	2	1	1	0	0	0	-7
Team							1	1	2			0		1				
Totals				19-55	2-8	12-17	9	12	21	17	16	52	7	13	4	2	8	-40

Shooting By Period		
1st FG%	5-16	31.3%
3PT%	1-3	33.3%
FT%	3-5	60%
2nd FG%	5-10	50.0%
3PT%	1-1	100.0%
FT%	8-8	100%
3rd FG%	6-14	42.9%
3PT%	0-1	0.0%
FT%	0-0	0%
4th FG%	3-15	20.0%
3PT%	0-3	0.0%
FT%	1-4	25%
GM FG%	19-55	34.5%
3PT%	2-8	25.0%
FT%	12-17	70.6%

Technical Fouls: NONE

Dead Ball Rebounds: 3, 0

	TCU	UCF
Biggest lead	40 (4th 0:22)	2 (1st 9:21)
Best Scoring Run	10(1st 6:10)	4(2nd 3:25)
Lead Changes	3	
Times Tied	2	
Time with Lead	37:58	00:44

Points from	TCU	UCF
Turnovers	14	8
Paint	36	24
Second Chance	25	5
Fast Breaks	12	4
Bench	17	17

Period by Period Scoring	1st	2nd	3rd	4th	TOT
TCU	28	25	20	19	92
UCF	14	19	12	7	52

KNIGHT NOTES

Crashing the Boards

• Achol Akot is first on the team with 7.1 rebounds and ranks 10th in the Big 12.
• Akot recorded a double-double against Stetson (11/16) with 19 points and 11 rebounds.
• Hannah Gusters is second on the team with 6.8 rebounds per game, which ranks 12th in the conference.
• Gusters recorded three straight games with a double-double in just the third week of games.
• Gusters has tallied double digits in rebounds in six games this season.
• The Dallas, Texas, native earned her first start with the Knights on Nov. 5 against Iona.
• She earned her first double-double with 12 points and 10 rebounds in the Black and Gold's first game of the 24-25 season against Iona (Nov. 5).

Knights in the Rankings

• As a team, UCF is ranked in the top 5 of the Big 12 conference rankings in four categories.
• 4th: Rebounds (offensive) per game (13.1)
• 4th: Free throw attempts per game (20.20)
• 4th: Free throws made per game (14.00)
• 4th: Steals per game (9.3)

Double-Double Trouble

• Hannah Gusters has had a hot start to the season as she has recorded five double-doubles in just 10 games this season.
• The Senior tallied three straight double-doubles in just the third week of games.
• With five double-doubles, she is ranked fifth in the conference in double-doubles and 33rd in the NCAA.
• The Dallas, Texas, native tallied a career-high 12 rebounds against Marquette (11/7).
• Achol Akot, Emely Rodriguez and Khyala Ngodu have all recorded at least one double-double this year.

Home Sweet Home

• The Knights opened the season with six straight home games which mark the most since the 1999-2000 season when UCF started its slate with nine straight home games.
• UCF has opened the season at home for the past five seasons, earning a win in all five of those matchups.
• Last season, the Black and Gold showcased an 8-8 record at home in their inaugural season in the Big 12.

Welcome to Orlando

• The Knights bring nine newcomers to the 2024-25 squad, four of which are transfers.
• Freshman Mahogany Chandler-Roberts represents one of three players from the state of Oregon who earned a McDonald's All-American nomination, in addition to her selection as the reigning Portland Interscholastic League's Player of the Year after averaging 16.7 points and 8.7 rebounds for Benson Tech.
• Graduate student Hannah Gusters joins the Knights after spending the 2023-24 season with Oklahoma State. The former Cowgirl averaged 14.3 points and 4.1 rebounds in 21

KNIGHT NOTES

games last season.

- Fellow graduate student Nevaeh Brown (ETSU) brings the second-most average points in UCF's transfer class, having produced an average 13.6 points with 3.6 rebounds in a season-high 30 starts. Lucie Castagne from Bryant (2.28 PPG, 2 RPG) and Ally Stedman from Miami (2.23 PPG, 0.65 RPG) round out the 2024-25 transfer class.
- Emely Rodriguez, Summer Yancy, Adeang Ring and Arek Angui represent the final four incoming freshman, joining Chandler-Roberts. Rodriguez, the Miami Herald's Miami-Dade County Girl's Basketball Player of the Year last season, averaged 26.5 points, 15.5 rebounds and 5.5 assists per game; Yancy, the fourth-ranked high school player out of Missouri, made the Class 6 All-State team three times; Ring comes to Orlando as the second-ranked high school player out of Arizona; Angui averaged 14.0 points, 13.0 rebounds and 6.0 blocks per game in her final high school season, per MaxPreps.

One Team, One Heartbeat

- This season the team's motto is one team, one heartbeat.
- The motto represents unity, solidarity, and collective effort within our team. It emphasizes that every individual is a vital part of the whole, contributing to a shared goal with a single, unified purpose. Just as a heartbeat symbolizes life and continuity, this phrase conveys that the team moves as one, with each member's actions synchronized and connected. The focus is on collaboration and putting the team's success above personal ambition, reinforcing that they are stronger together than apart.

Stamping the Passport

- UCF roster features five international players in 2024-25.
- Graduate transfer, Lucie Castagne, hails from Paris, France but has been in the states the past four years at Bryant University.
- Achol Akot returns for her second season at UCF and is from Ottawa, Ontario, Canada.
- Freshmen Emely Rodriguez (La Romana, Dominican Republic), Adeang Ring (Sydney, Australia) and Arek Angui (Juba, South Sudan) add to the roster with international experience.
- The Knights are one of three teams in the Big 12 with five or more internationals represented on their roster as Colorado leads with league with seven and Utah adds five.

Adding Height to the Roster

- Four out of the five freshmen stand at six foot or above.
- The average height of the four newcomers is six-foot-three.
- Looking at the full roster, there are a total of nine players who are six foot or taller as Coach Messer has said before she knows the Big 12 is a conference that focuses on the Bigs and that is part of her recruiting philosophy.

BY THE NUMBERS

2024-25 DOUBLE-DIGIT SCORING GAMES

PLAYER	2024-25	UCF CAREER
Taylor Gibson		5
Kaitlin Peterson	10	36
Achol Akot	4	8
Khyala Ngodu	2	7
Hannah Gusters	9	9
Emely Rodriguez	9	9
Ally Stedman	2	2
Summer Yancy	2	2
Nevaeh Brown	3	3

2024-25 20-PLUS POINT GAMES

PLAYER	2024-25	UCF CAREER
Kaitlin Peterson	7	20
Hannah Gusters	2	2
Khyala Ngodu	1	2

2024-25 30-PLUS POINT GAMES

PLAYER	2024-25	UCF CAREER
Kaitlin Peterson	2	7

2024-25 DOUBLE-DOUBLES

PLAYER	2024-25	UCF CAREER
Achol Akot	2	3
Khyala Ngodu	1	4
Hannah Gusters	5	5
Emely Rodriguez	1	1

CAREER DOUBLE-DOUBLES AT UCF

Emely Rodriguez (1)

11/29/24	vs Montana State	12 pts, 12 reb

Achol Akot (3)

11/25/23	vs Sacred Heart	12 pts, 12 reb
11/16/24	vs Stetson	19 pts, 11 reb
12/7/24	at Texas Southern	11 pts. 14 reb

Khyala Ngodu (4)

1/27/24	Houston	25 pts, 12 reb
2/7/24	Cincinnati	11 pts, 13 reb
2/13/24	BYU	17 pts, 10 reb
12/17/24	High Point	22 pts, 12 reb

Hannah Gusters (5)

11/5/24	vs Iona	12 pts, 10 reb
11/19/24	vs North Florida	14 pts, 11 reb
11/22/24	vs SIUE	20 pts, 10 reb
11/24/24	vs Florida A&M	22 pts, 11 reb
11/29/24	vs Montana State	19 pts, 10 reb

TIMES A PLAYER HAS LED UCF IN...

Points
Kaitlin Peterson: 8
Emely Rodriguez: 2
Achol Akot: 1
Hannah Gusters: 3
Khyala Ngodu: 1

Rebounds
Achol Akot: 4
Hannah Gusters: 4
Emely Rodriguez: 3
Khyala Ngodu: 3
Nevaeh Brown: 1

Assists
Kaitlin Peterson: 3
Nevaeh Brown: 7
Achol Akot: 5
Lucie Castagne: 2
Khyala Ngodu: 1
Emely Rodriguez: 1
Ally Stedman: 2

Steals
Kaitlin Peterson: 9
Hannah Gusters: 1
Lucie Castagne: 1
Achol Akot: 2
Emely Rodriguez: 3
Nevaeh Brown: 3
Summer Yancy: 1
Khyala Ngodu: 2

Blocks
Achol Akot: 8
Summer Yancy: 5
Adeang Ring: 2
Emely Rodriguez: 6
Hannah Gusters: 4
Neveah Brown: 1
Khyala Ngodu: 5
Ally Stedman: 2

*FROM 2024-25 SEASON

UCF ROSTER

No.	Name	Pos.	Ht.	Cl.	Hometown/High School (Previous School)
3	Kaitlin Peterson	G	5-9	Sr.	Eufaula, Ala./Eufaula HS (Indiana)
4	Lucie Castagne	G	5-6	Gr.	Paris, France/Putnam Science (Bryant)
8	Nevaeh Brown	G	5-9	Gr.	Charlotte, NC./Mallard Creek HS (ETSU)
11	Achol Akot	F	6-1	So.	Ottawa, Ontario/Capital Courts Academy
12	Emely Rodriguez	G/F	6-0	Fr.	La Romana, Domincan Republic/Central Pointe Academy
13	Summer Yancy	G/F	5-11	Fr.	Kansas City, Mo./Lees Summit North HS
15	Taylor Gibson	F	6-2	Sr.	Upper Marlboro, Md./Bishop McNamara HS (Michigan)
21	Hannah Gusters	C	6-6	Sr.	Dallas, Texas/MacArthur HS (Oklahoma State)
22	Adeang Ring	F	6-5	Fr.	Phoenix, Ariz./Bella Vista College Prep
23	Arek Angui	C	6-8	Fr.	Juba, South Sudan/Greenforest HS
24	Ally Stedman	G	5-9	Sr.	Phoenix, Ariz./Pinnacle HS (Miami)
33	Mahogany Chandler-Roberts	F	6-2	Fr.	Portland, Ore./Benson Tech HS
35	Khyala Ngodu	C	6-3	So.	Fort Lauderdale, Fla./Dillard HS

COACHING STAFF

Head Coach: Sytia Messer (third season)
Assistant Coach: Rekha Patterson (first season)
Assistant Coach: Walter Pitts (second season)
Director of Operations: Erin Horne (second season)
Director of Video: Reegan McCue (first season)

ROSTER BREAKDOWN

BY STATE/COUNTRY

Alabama
Kaitlin Peterson

Arizona
Ally Stedman

Australia
Adeang Ring

Canada
Achol Akot

Dominican Republic
Emely Rodriguez

Florida
Khyala Ngodu

France
Lucie Castagne

Maryland
Taylor Gibson

Missouri
Summer Yancy

North Carolina
Nevaeh Brown

Oregon
Mahogany Chandler-Roberts

South Sudan
Arek Angui

Texas
Hannah Gusters

BY ELIGIBILITY

Graduate Student
Nevaeh Brown
Lucie Castagne
Hannah Gusters

Senior
Taylor Gibson
Kaitlin Peterson
Ally Stedman

Sophomore
Achol Akot
Khyala Ngodu

Freshman
Arek Angui
Mahogany Chandler-Roberts
Adeang Ring
Emely Rodriguez
Summer Yancy

PRONUNCIATION GUIDE

Lucie Castagne ..... Cah-STON-ya
Achol Akot ..... Ah-chol Ah-cot
Nevaeh Brown ..... Nuh-vey
Arek Angui ..... Ah-wreck An-gui
Khyala Ngodu ..... Khy-ala Nuh-go-due

Coaches:
Sytia Messer ..... sit-TEE-uh

UCF, Not Central Florida

Please refer to the University of Central Florida as UCF, not Central Florida, on all references. Also, please note that UCF's teams stopped being referred to as the Golden Knights in 2007. Instead, they are simply called the Knights.

BROADCAST NOTES

projected starters noted with gold numbers

3

KAITLIN PETERSON
Sr. • G • 5-9 • Eufaula, Ala. • Indiana

	GP/GS	PPG	APG	RPG	FG%	3FG%	FT%
24-25	12/12	20.8	2.0	2.0	40.4%	28.6%	76.6%
Career	**68/41**	**13.3**	**1.04**	**2.2**	**38.7%**	**30.9%**	**73.7%**

Career Highs **Pts:** 39 **Reb:** 9 **Ast:** 7 **Stl:** 8 **Blk:** 1

- Tabbed Big 12 player of the week (11/25/24)
- Recorded career-high 39 points at Texas Southern (12/7)
- Ranked third in the Big 12 in scoring with 20.8 points per game
- Named to Big 12 preseason team (24-25) and All-Big 12 Second Team (2024)
- Only player in Big 12 women's basketball (23-24) with six 30-plus point performances
- Finished the 2023-24 season ranked No. 1 (Big 12) in scoring, averaging 20-7 points per game

4

LUCIE CASTAGNE
Gr. • G • 5-6 • Paris, France • Bryant

	GP/GS	PPG	APG	RPG	FG%	3FG%	FT%
24-25	14/0	0.7	1.14	0.8	44.4%	40.0%	0%
Career	**101/41**	**2.7**	**1.0**	**2.0**	**36.4%**	**32.6%**	**74.1%**

Career Highs **Pts:** 14 **Reb:** 7 **Ast:** 6 **Stl:** 5 **Blk:** 1

- Recorded a career-high five steals against Stetson (11/16/24)
- Tallied four steals against Colorado (1/7/25)
- Graduate transfer from Bryant University
- Came off the bench in 25 games last year with one start at Binghamton
- Led her team to the U18 French National Championship in 2016 and 2017

8

NEVAEH BROWN
Gr. • G • 5-9 • Charlotte, N.C. • ETSU

	GP/GS	PPG	APG	RPG	FG%	3FG%	FT%
24-25	15/14	5.6	3.33	2.8	33.3%	28.6%	58.1%
Career	**93/66**	**9.5**	**2.18**	**3.1**	**39.8%**	**32.0%**	**68.5%**

Career Highs **Pts:** 25 **Reb:** 9 **Ast:** 7 **Stl:** 5 **Blk:** 2

- Recorded a season-high 12 points at West Virginia (1/1/25)
- Started in all 30 games as a senior at ETSU
- Tabbed to All-SoCon First Team (2024)
- Led ETSU in points last season with 407
- Scored 20 or more points on four occasions last season
- Tallied a career-high 25 points against Gardner-Webb

11

ACHOL AKOT
So. • F • 6-1 • Ottawa, Ontario

	GP/GS	PPG	APG	RPG	FG%	3FG%	FT%
24-25	14/9	6.6	2.14	7.1	48.8%	-	68.4%
Career	**42/24**	**5.7**	**1.38**	**6.2**	**51.1%**	**-**	**64.2%**

Career Highs **Pts:** 19 **Reb:** 14 **Ast:** 7 **Stl:** 4 **Blk:** 3

- Recorded a career-high 19 points against Stetson and notched a double-double with 11 rebounds
- Notched four games with 10-plus rebounds
- Made her debut as a Knight in the 2023 season opener against Bethune-Cookman, totaling 14 rebounds (11/6)
- Tallied a season-high 14 points against Anderson (11/13) and Campbell (12/3) during her rookie season
- Recorded first career double-double, with 12 points and 12 rebounds vs. Sacred Heart
- Only freshman at Big 12 Tip-Off for both men's and women's

12

EMELY RODRIGUEZ
Fr. • G/F • 6-0 • La Romana, Domincan Republic • Central Pointe Acad.

	GP/GS	PPG	APG	RPG	FG%	3FG%	FT%
24-25	15/12	10.9	1.0	5.5	38.2%	30%	73.2%
Career	**15/12**	**10.9**	**1.0**	**5.5**	**38.2%**	**30%**	**73.2%**

Career Highs **Pts:** 18 **Reb:** 12 **Ast:** 5 **Stl:** 3 **Blk:** 2

- Named Big 12 Freshman of the Week (11/25/25)
- Tallied eight rebounds and four assists in her first start with UCF against Stetson (11/16/24)
- Recorded 18 points against Marquette (11/7/24) and SIUE (11/22/24)
- Tallied three straight double-digit point games to start the season
- Helped lead Central Pointe Academy to an SIAA State Championship
- Named Miami Herald's Miami-Dade County Girl's Basketball Player of the Year

13

SUMMER YANCY
Fr. • G/F • 5-11 • Kansas City, Mo. • Lees Summit North HS

	GP/GS	PPG	APG	RPG	FG%	3FG%	FT%
24-25	14/0	3.8	0.64	2.6	46.3%	31.6%	64.3%
Career	**14/0**	**3.8**	**0.64**	**2.6**	**46.3%**	**31.6%**	**64.3%**

Career Highs **Pts:** 14 **Reb:** 9 **Ast:** 3 **Stl:** 2 **Blk:** 2

- Recorded 16 points against Stetson (11/16/24)
- Three-time Class 6 All-State
- Named District Player of the Year and District Champion ('23 and '24)
- Helped lead her team to their first state tournament appearance in program history
- Ranked No. 4 player in Missouri
- Accumulated 675 points and 575 rebounds in High School

15

TAYLOR GIBSON
Sr. • F • 6-2 • Upper Marlboro, Md. • Michigan

	GP/GS	PPG	APG	RPG	FG%	3FG%	FT%
24-25	-	-	-	-	-	-	-
Career	**58/14**	**3.9**	**.28**	**2.6**	**37.9%**	**13.3%**	**78.7%**

Career Highs **Pts:** 17 **Reb:** 10 **Reb:** 2 **Stl:** 2 **Blk:** 2

- Posted a 2023 season-high 10 points against Anderson (11/13)
- Tallied six games shooting 100% from the free throw line
- Posted her first double-double outing with a career-high 17 points and 10 rebounds vs. SEMO (11/27/22)
- Pulled down a career-high 10 rebounds against SEMO (11/27/22) and Temple (2/21/23)
- Shot 4-5 from the field vs. St. John's (11/24)
- Transferred from Michigan where she spent her freshman season, playing in three games

21

HANNAH GUSTERS
Sr. • C • 6-6 • Dallas, Texas • Oklahoma State

	GP/GS	PPG	APG	RPG	FG%	3FG%	FT%
24-25	14/11	12.8	1.07	6.8	54.1%	-	71.4%
Career	**92/34**	**8.1**	**.46**	**3.4**	**55.7%**	**0.0%**	**71.4%**

Career Highs **Pts:** 27 **Reb:** 12 **Ast:** 3 **Stl:** 3 **Blk:** 4

- Ranked fifth in the Big 12 with 8.0 rebounds per game
- Led the Cowgirls in scoring, averaging 14.3 points per game
- Named a McDonald All-American in high school
- Tallied a career-high 27 points at Utah Tech (12/20/23)
- Has known Coach Messer since the 8th grade, recruited by her at Baylor and followed to LSU and now UCF
- Tallied a career-high 12 field goals against Texas Tech (2/14/24)

22

ADEANG RING
Fr. • F • 6-5 • Sydney, Australia • Bella Vista College Prep

	GP/GS	PPG	APG	RPG	FG%	3FG%	FT%
24-25	8/0	1.4	-	0.6	50%	-	50%
Career	**8/0**	**1.4**	**-**	**0.6**	**50%**	**-**	**50%**

Career Highs **Pts:** 4 **Reb:** 2 **Ast:** **Stl:** 1 **Blk:** 1

- No. 2 ranked player in Arizona on Prep Hoops
- Nike Tournament of Champions Champ 2024
- Nike TOC All-Tournament Team 2024
- Has eight siblings

23

AREK ANGUI
Fr. • C • 6-8 • Juba, South Sudan • Greenforest HS

	GP/GS	PPG	APG	RPG	FG%	3FG%	FT%
24-25	2/0	2.5	-	1.5	40.0%	-	50.0%
Career	**2/0**	**2.5**	**-**	**1.5**	**40.0%**	**-**	**50.0%**

Career Highs **Pts:** 3 **Reb:** 2 **Ast:** **Stl:** **Blk:**

- Helped lead Greenforest to a championship in 2024
- Averaged 20 points per game during her senior year
- Started playing basketball June 20, 2022

24

ALLY STEDMAN
Sr. • G • 5-9 • Phoenix, Ariz. • Miami

	GP/GS	PPG	APG	RPG	FG%	3FG%	FT%
24-25	14/10	4.6	1.5	1.1	32.4%	34.3%	100%
Career	**83/52**	**8.2**	**1.31**	**1.9**	**35.2%**	**29.2%**	**75%**

Career Highs **Pts:** 28 **Reb:** 6 **Ast:** 6 **Stl:** 6 **Blk:** 3

- Recorded 10 points against Stetson (11/16/24)
- Spent last season at Miami where she played in 26 games, earning the starting nod just once
- Played at Pepperdine during her freshman and sophomore years, where she tallied 43 games played and 41 starts
- Led the Waves in scoring 15.6 and ranked second in total steals 33 her sophomore year
- Averaged 11.0 points per game in her rookie season at Pepperdine
- Named Arizona Prep Player of the Year as a senior in high school

33

MAHOGANY CHANDLER-ROBERTS
Fr. • F • 6-2 • Portland, Ore. • Benson Tech HS

	GP/GS	PPG	APG	RPG	FG%	3FG%	FT%
24-25	14/1	1.6	0.14	1.7	42.3%	-	33.3%
Career	**14/1**	**1.6**	**0.14**	**1.7**	**42.3%**	**-**	**33.3%**

Career Highs **Pts:** 5 **Reb:** 5 **Ast:** 1 **Stl:** 1 **Blk:**

- Was one of the top recruits in the state of Oregon
- Averaged 16.7 points and 8.7 rebounds per game during her senior season
- McDonald's All-American nominee
- Three-time first team all-state
- 3x Portland Interscholastic League Player of the Year

35

KHYALA NGODU
So. • C • 6-3 • Fort Lauderdale, Fla.

	GP/GS	PPG	APG	RPG	FG%	3FG%	FT%
24-25	15/6	5.9	0.8	4.8	53.4%	-	61.9%
Career	**43/21**	**6.0**	**0.70**	**5.5**	**52.6%**	**-**	**65.9%**

Career Highs **Pts:** 25 **Reb:** 13 **Ast:** 5 **Stl:** 4 **Blk:** 3

- Notched a season-high 22 points and 12 rebounds against High Point (12/17/24)
- Played in 28 games, earning the starting nod 15 times as a freshman
- Tallied a career-high 25 points against Houston (1/27) and her first double-double with 12 rebounds
- Recorded a perfect shooting game going 2-2 from the field and 4-4 from the free-throw line against Oklahoma St. adding four rebounds (1/3)
- Pulled down a career-high 13 boards against Cincinnati (2/7)

BY THE NUMBERS

3 Senior Kaitlin Peterson ranks third in the Big 12 in PPG (20.8). She has recorded seven games this season with 20+ points.

10 Achol Akot is ranked 10th in the Big 12 in RPG (7.1). She has recorded four games this season with 10+ rebounds.

10.9 Freshman Emely Rodriguez is 3rd on the team with an 10.9 points per game. She has recorded nine games in double digits this year.

3 Kaitlin Peterson is ranked 3rd in the conference averaging 2.67 steals per game. She has led the team in steals nine times this season.

8 Senior Hannah Gusters is eighth in the Big 12 with a .541 field goal percentage. She has made 72 field goals out of 133.

2 The Knights swept the Big 12 weekly awards on Nov. 25 as Kaitlin Peterson was tabbed Player of the Week and Emely Rodriguez was named Freshman of the Week. This marked a tri-fecta for the women's basketball program as it was the first time for a player to earn any of the awards and first sweep.

THE BIG 12

2024-25 BIG 12 CONFERENCE STANDINGS

Team	Overall	BIG 12
Kansas State	16-1	4-0
TCU	16-1	4-0
Oklahoma State	13-2	3-1
West Virginia	13-2	3-1
Baylor	13-3	3-1
Utah	12-3	3-1
Colorado	11-4	2-2
Arizona	11-6	2-2
Iowa State	11-6	2-2
Arizona State	8-8	2-2
Kansas	11-4	1-3
Texas Tech	12-5	1-3
BYU	10-5	1-3
Cincinnati	9-5	1-3
UCF	**7-7**	**0-4**
Houston	4-11	0-4

*as of 1/10/25

BIG 12 PRESEASON POLL

Team (1st place votes)	Points
1. K-State (7)	211 points
2. Iowa State (6)	209 points
3. Baylor (2)	194 points
4. TCU,	185 points
5. West Virginia (1)	184 points
6. Utah	149 points
7. Arizona	136 points
8. Kansas	128 points
9. Colorado	113 points
10. Texas Tech	84 points
11. Oklahoma State	80 points
12. BYU	59 points
13. Cincinnati	56 points
14. UCF	54 points
15. Arizona State	51 points
16. Houston	27 points

SINGLE-GAME RECORDS

Most Points
127 vs. Edward Waters....1981-82

Most Points, Both Teams
208 (Tulane 117, UCF 91)....1986-87

Fewest Points Allowed
19 vs. Palm Beach Atlantic....1983-84

Fewest Points, Both Teams
73 (UCF 41, Virginia Tech 32)....2011-12

Largest Win Margin
82 (UCF 101, Palm Beach Atlantic 19)....1983-84

Worst Defeat
64 (Louisiana Tech 121-57)....1989-90

Most Points in a Losing Effort
101 vs Lamar....1990-91

Most Points Allowed
121 vs. Louisana Tech....1989-90

Most Field Goals
54 vs. Eckerd....1981-82

Most Field Goals Attempted
102 vs. Tampa....1978-79

Best Field Goal Percentage
.667 (36-54) at Mercer....2002-03

Most Free Throws Made
33 vs. Houston....2023-24
33 vs. Memphis....2012-13

Most Free Throws Attempted
52 vs. Florida A&M....1979-80

Fewest Free Throws Made
1 vs. Memphis....2010-11
1 vs. Lamar....1990-91

Fewest Free Throws Attempted
1 vs. UConn....2016-17

Best Free Throw Percentage
1.000 (12-12) vs. Florida State....Dec. 16, 2009
1.000 (11-11) vs. Stetson....1996-97

Worst Free Throw Percentage
.200 (7-18) vs. Florida Southern....1978-79
.200 (1-5) vs. Lamar....1990-91

Most Rebounds
76 vs. Edward Waters....1981-82

Most Steals
28 vs. Rollins....1983-84

Most Blocked Shots
13 vs. Livingston....1981-82

Worst Field Goal Percentage
.171 (6-35) vs. UT-Arlington....2005-06

Most Three-Point FGs Made
13 vs. Bethune-Cookman....2023-24
13 vs. Stetson....1997-98
13 vs. Troy....1997-98

Most Three-Point FGs Attempted
30 vs. Winthrop....2022-23

Highest Three-Point FG Percentage
.833 (n/a) vs. Georgia Southern....1986-87

CAREER RECORD WATCH

Most Points

1. Tamika Coley (91-92, 93-96) 2,006
2. Zykira Lewis (13-17) 1,883
3. Kay Kay Wright (16-20) 1,614
4. Susan Patz (82-86) 1,587
5. Chelsie Wiley (07-11) 1,531
6. Chariya Davis (95-99) 1,517
7. Aliyah Gregory (14-18) 1,437
8. Yolanda Rhodes (88-92) 1,322
9. D'Nay Daniels (07-11) 1,217
10. Masseny Kaba (17-22) 1,209

Most Rebounds

1. Tamika Coley (91-92, 93-96) 1,211
2. Emma Cannon (07-10) 903
3. Erika Jones (10-14) 882
4. Masseny Kaba (17-21) 842
5. Nyala Shuler (14-19) 837
6. Aisha Patrick (08-12) 819
7. Destiny Thomas (19-23) 719
8. Adrienne Billings (00-04) 676
9. D'Nay Daniels (07-11) 649
10. Chariya Davis (95-99) 634

Most Assists

1. Chariya Davis (95-99) 531
2. Kay Kay Wright (16-20) 494
3. Julie Cardinale (83-87) 415
4. Karen Harvey (80-84) 396
5. Aisha Patrick (08-12) 357
6. Angelica Mealing (07-11) 327
7. Marcie Swilley (79-83) 326
8. LaShay King (02-06) 322
9. Shayla Smith (02-06) 304
10. Diamond Battles (18-22) 300

Most Steals

1. Chariya Davis (95-99) 284
   Aisha Patrick (08-12) 284
3. Kay Kay Wright (16-20) 268
4. Zykira Lewis (13-17) 257
5. Marcie Swilley (79-83) 250
6. Yolanda Rhodes (88-92) 243
7. Tamika Coley (91-92, 93-96) 202
8. Gylaunda Henderson (93-97) 189
9. Brinda Green (88-92) 176
10. Diamond Battles (18-22) 168

Most Blocks

1. Ali Roberts (01-05) 219
2. Shelby Weber (02-06) 157
3. Masseny Kaba (17-22) 122
4. Adrienne Billings (00-04) 109
5. Destiny Thomas (19-23) 99
6. Meg Schuler (81-83) 96
7. Shannon King (88-91) 86
8. Susan Patz (82-91) 85
9. Nyala Shuler (14-19) 84
10. Ndeye "Fifi" Ndour (14-19) 81

Most Free Throws Made

1. Tamika Coley (91-92, 93-96) 512
2. Chariya Davis (95-99) 393
3. Susan Patz (82-86) 371
4. Emma Cannon (07-10) 339
5. Chelsie Wiley (06-11) 311
6. Kay Kay Wright (16-20) 288
7. Aisha Patrick (08-12) 267
8. Diamond Battles (18-22) 251
9. Masseny Kaba (17-22) 243
10. Aliyah Gregory (14-18) 242

UCF'S RECORD IN 2024-25 WHEN...

At Home	6-4
On The Road	1-5
Neutral	0-0
Win the tip	5-4
Lose the tip	2-3
Leading at the Half	5-1
Trailing at the Half	2-7
Tied at the Half	0-0
Scoring Fewer than 50 Points	0-0
Scoring 50-59 Points	1-5
Scoring 60-69 Points	0-3
Scoring 70-79 Points	1-0
Scoring 80+ Points	5-0
Opponent Scores Fewer than 50 Points	1-0
Opponent Scores 50-59 Points	4-0
Opponent Scores 60-69 Points	0-2
Opponent Scores 70-79 Points	1-3
Opponent Scores 80+ Points	1-3
Outrebounding Opponent	7-3
Outrebounded by Opponent	0-4
Rebounds are Tied	0-1
Games Decided by 1-5 Points	0-1
Games Decided by 6-10 Points	3-2
Games Decided by 11-19 Points	0-2
Games Decided by 20+ Points	4-3
Overtime Games	0-0
Commit fewer turnovers	5-2
Commit more turnovers	2-6
Turnovers equal	0-0
Have more assists	5-2
Have fewer assists	1-6
Assists are tied	0-0
Outscore opponents bench	3-2
No players in double figures	0-0
One player in double figures	0-1
Two players in double figures	2-4
Three players in double figures	3-3
Four+ players in double figures	2-1
Have a double-double	6-2
November	6-2
December	1-2
January	0-4
February	0-0
March	0-0
Monday	0-0
Tuesday	2-1
Wednesday	0-3
Thursday	1-0
Friday	1-1
Saturday	2-3
Sunday	1-0

THE LAST TIME...

UCF scored 100 or more points...
vs. Bethune-Cookman, Nov. 6, 2023
(W, 101-63)

UCF played an overtime game...
vs. Houston, Jan. 27, 2024 (W, 92-87)

UCF played a double overtime game...
vs. Samford, Nov. 26, 2022 (W, 79-74)

UCF won a game by 20+ points...
vs. Florida A&M, Nov. 24, 2024 (W, 80-55)

UCF won a game by 30+ points...
vs. Stetson, Nov. 16, 2024 (W, 89-58)

UCF held an opponent under 35 points...
vs. Winthrop, Nov. 7, 2022 (W, 72-32)

A UCF player scored 20 or more points...
at Colorado, Jan. 8, 2025
Kaitlin Peterson, 24 points

Two UCF players scored 20 or more pts...
at Texas Southern, Dec. 7, 2024
Kaitlin Peterson,39 pts; Hannah Gusters,21 pts

A UCF player scored 30 or more pts....
at Texas Southern, Dec. 7, 2024
Kaitlin Peterson, 39 points

A UCF player recorded a double-double...
vs. High Point, Dec. 17, 2024
Khyala Ngodu (17 pts, 12 reb)

Two UCF players recorded double-doubles...
vs. Montana State, Nov. 29, 2024
Hannah Gusters (19 pts, 10 reb);
Emely Rodriguez (12 pts, 12 reb)

A UCF player had 10 or more assists...
vs. Tulsa, March 6. 2023
Sierra Godbolt, 10

A UCF player had 20 or more rebounds...
vs. Cincinnati, Feb. 25, 2023
Destiny Thomas (20 rebounds)

A UCF player had five or more steals...
vs. Stetson, Nov. 16, 2024
Lucie Castagne, 5
Nevaeh Brown, 5

A UCF player had five or more blocks...
at Memphis, Feb. 11, 2023
Mya Burns, 5

A UCF player had five or more three-pointers...
at Colorado, Jan. 8, 2025
Ally Stedman, 5

SINGLE GAME RECORDS

Most Points

1. Tari Phillips vs. Lamar (2/9/91) 45
2. Zykira Lewis vs. FAU (11/14/14) 41
   Tari Phillips vs. Texas Pan-Am (2/7/91) 41
4. **Kaitlin Peterson at Texas Southern (12/11/24) 39**
5. Kay Kay Wright vs. Wichita State (3/2/20) 37
   Tari Phillips vs. Stetson (3/1/91) 37
   Susan Patz vs. Harvard (12/19/83) 37
8. Shantrice Saxon vs. Miss. Valley St. (11/30/96) 36
   DeAnn Craft vs. Tulane (1/18/87) 36
   Kristy Burns vs. Mercer (2/6/86) 36
   Dorine VanTongeren vs. St. Leo (2/10/84) 36

Most Rebounds

1. Destiny Thomas vs Seton Hall (12/11/22) 24
   Brittni Montgomery at Iona (12/14/14) 24
   Brittni Montgomery at FAU (12/13/13) 24
   Erika Jones vs. South Alabama (11/12/11) 24
5. Tari Phillips vs. Texas Pan-Am (2/7/91) 23
6. Marni Schmidt vs. Cheney (1/16/88) 22
7. Brittni Montgomery vs. Akron (12/17/14) 21
   Tamika Coley vs. Jacksonville St. (3/2/96) 21
9. Destiny Thomas vs Cincinnati (2/25/23) 20
   Tolulope Omokore vs SMU (2/20/16) 20
   Erika Jones vs. East Carolina (1/5/12) 20
   Emma Cannon at Memphis (1/8/09) 20
   Emma Cannon at SMU (2/7/09) 20
   Emma Cannon vs. Memphis (1/15/10) 20
   Shantrice Saxon vs. Miss. Valley St.(11/30/96) 20
   Tamika Coley vs. Ga. Southern (12/3/94) 20
   Tamika Coley vs. Florida Atlantic (2/22/94) 20
   Sonya Manley vs. Livingston (3/6/80) 20
   Cynthia Jacobs vs. Florida (1/25/78) 20

Most Assists

1. Karen Harvey vs. Rollins (2/23/84) 16
2. Julie Cardinale vs. Marist (1/8/86) 15
3. Vivian Weaver vs. UAB (2/11/91) 14
   Tracey Stowe vs. FIU (1/13/90) 14
   Julie Cardinale vs. South Carolina (2/17/86) 14
6. Aisha Patrick vs. East Carolina (1/29/09) 13
   Four others tied with 13

Most Steals

1. Anita Terlecky vs. Florida A&M (2/22/88) 10
   Terri Jo Wendt vs. Miami (12/4/86) 10
   Rochelle Lee vs. Delaware State (12/28/84) 10
4. LaShay King at Troy (12/11/05) 9
   Andrea Jackson vs. Rollins (2/12/82) 9
6. Seven tied with 8

Most Blocks

1. Meg Schuler vs. Livingston (3/14/82) 11
2. Shelby Weber vs. Colgate (12/18/04) 8
3. Ali Roberts vs. Gardner-Webb (2/17/05) 7
   Shelby Weber at Jacksonville (1/29/05) 7
   Ali Roberts vs. Jacksonville (2/21/02) 7
   Ali Roberts at North Texas (12/17/01) 7
   Shannon King vs. Coastal Carolina (12/29/88) 7
8. Stephanie Taylor vs. Presbyterian (12/17/12) 6
   Adrienne Billings vs. TAMUCC (12/21/02) 6
   Ali Roberts vs. Stetson (2/23/02) 6
   Ali Roberts at Florida Atlantic (1/9/02) 6
   Meg Schuler vs. Flagler (1/16/82) 6

Most Free Throws Made

1. Kay Kay Wright vs. Pacific (12/17/18) 16
2. Morgan Robinson-Nwagwu vs. W. Va. (1/13/24) 14
   Chariya Davis vs. Stetson (3/4/99) 14
   Meg Fahey vs. Wright State (1/15/81) 14
4. Aisha Patrick vs. So. Miss (2/16/12) 13
   Aisha Patrick vs. UAB (1/13/11) 13
   Fahey vs. Miami (2/6/81) 13
7. Aliyah Gregory vs. Cincinnati (1/24/17) 12
   . Briahanna Jackson vs. Memphis (2/10/13) 12
   Aisha Patrick vs. ECU (1/5/12) 12
   Chelsie Wiley vs. UAB (3/1/09) 12
   Dorine VanTongeren vs. St. Leo (2/10/84) 12
   Dorine VanTongeren vs. W.Carolina (12/4/82) 12

Most Three-Point FGs Made

1. Zykira Lewis vs. FAU (11/14/14) 8
   Chelsie Wiley vs. Ole Miss (12/20/08) 8
   Francine Houston at Memphis (2/17/07) 8
   Francine Houston vs. Tulsa (2/4/07) 8
5. Laila Jewett vs. New Orleans (12/11/23) 7
   Chelsie Wiley vs. Marshall (1/31/09) 7
   Chelsie Wiley at UTEP (2/24/10) 7
   Francine Houston at Marshall (1/20/06) 7
   Francine Houston vs. Princeton (11/26/05) 7
   Celeste Hudson vs. Campbell (2/19/04) 7
   Lanetra Cooks vs. Mississippi (12/22/01) 7
   Kelli Ely vs. Samford (2/13/99) 7

Most Field Goals Made

1. Tari Phillips vs. Lamar (2/9/91) 18
   Tari Phillips vs. Texas Pan-Am (2/7/91) 18
3. Kristy Burns vs. Queens (12/30/84) 17
4. **Kaitlin Peterson at Texas Southern (12/7/24) 15**
   Aliyah Gregory at USF (2/14/17) 15
   Tari Phillips vs. Stetson (3/1/91) 15
   Kristy Burns vs. Furman (11/29/85) 15
   Susan Patz vs. Rollins (2/23/84) 15
   Rochelle Lee vs. Eckerd (2/18/84) 15
9. Eleven tied with 14

Most Field Goals Attempted

1. Zakiya Saunders vs. USF (2/18/18) 34
2. Zykira Lewis vs. Akron (12/17/14) 33
3. Briahanna Jackson vs. Missouri St. (12/21/12) 30
   Anita Terlecky vs. Georgia State (1/11/88) 30
   Kristy Burns vs. South Carolina (2/17/86) 30
6. Zykira Lewis vs. UConn (1/21/15) 29
   Tari Phillips vs. Lamar (2/9/91) 29
8. Tamika Coley vs. Jacksonville State (3/2/96) 28
9. **Kaitlin Peterson at Texas Southern (12/7/24) 27**
   Aliyah Gregory at Tulsa (2/11/17) 27
   Tari Phillips vs. Stetson (3/1/91) 27
   Kristy Burns vs. Arkansas (12/13/85) 27
   Meg Fahey vs. Flagler (2/26/81) 27
   Cindy Frank vs. Flagler (1/31/79) 27

Best FG Percentage (Min. 8 Attempts)

1. Gayle Blutcher vs. Fla. Southern (2/16/80) 1.000 (8-8)
2. Shelby Weber vs. Memphis (2/19/06) ..... .917 (11-12)
3. Emma Cannon vs. Memphis (1/26/09) ..... .900 (9-10)
   Christine Strahl vs. Youngstown St. (12/18/85) ... .900 (9-10)
5. Shelby Weber at UAB (1/29/06) ..... .889 (8-9)
6. Seven others tied with ..... .875 (7-8)

Most Free Throws Attempted

1. Gayle Blutcher vs. Florida (2/16/81) 19
2. Meg Fahey vs. Miami (2/6/81) 18
3. **Kaitlyn Peterson at Colorado (1/8/25) 17**
   Briahanna Jackson vs. Memphis (2/10/13) 17
   Gayle Blutcher vs. Stetson (12/15/80) 17
5. Kay Kay Wright vs. Pacific (12/17/18) 16
   Chariya Davis vs. Stetson (3/4/99) 16
   Tamika Coley vs. Ga. Southern (12/3/94) 16
   Meg Fahey vs. Wright State (1/15/81) 16
9. Morgan Robinson-Nwagwu vs. W. Va. (1/13/24) 15
   Erika Jones vs. UTEP (2/17/13) 15
   Aisha Patrick vs. ECU (1/5/12) 15
   Aisha Patrick vs. UAB (1/13/11) 15
   LaDonna Larry vs. Radford (7/21/97) 15
   Anita Terlecky vs. Georgia State (1/11/88) 15
   Gayle Blutcher vs. Florida State (12/12/80) 15

Best FT Percentage (Min. 9 Attempts)

1. Nine tied with 1.000
   Aliyah Gregory vs. Cincinnati (1/24/17) 12-12
   Chelsie Wiley vs. FAU(11/22/08) 10-10
   Kelli Ely vs. Stetson (2/20/99) 10-10
   Missy Briscoe vs. LSU (12/19/92) 10-10
   DeAnn Craft vs. W. Michigan (11/29/86) 10-10
   Karen Harvey vs. FSU (12/5/83) 10-10
   Meg Fahey vs. St. Leo (1/29/80) 10-10
   Shelby Weber at UAB (1/29/06) 9-9
   Dorine VanTongeren vs. Rollins (2/20/84) 9-9

Best 3FG Percentage (Min. 6 Attempts)

1. Chelsie Wiley vs. Ole Miss (12/20/08) ..... .889 (8-9)
2. Georgia Gayle vs. ECU (1/5/20) ..... .857 (6-7)
3. Sianni Martin vs. Pitt (11/6/19) ..... .833 (5-6)
   Kaitlin Peterson at Baylor (1/20/24) ..... .833 (5-6)
5. Zykira Lewis vs. FAU (11/14/14) ..... .800 (8-10)
   Francine Houston vs. Tulsa (2/4/07) ..... .800 (8-10)
7. Chelsie Wiley vs. Marshall (1/31/09) ..... .778 (7-9)
8. Celeste Hudson at Georgia State (2/10/05) ..... .750 (6-8)
   Lanetra Cooks vs. Jacksonville St. (3/2/02) ..... .750 (6-8)
10. Francine Houston vs. Belmont (12/2/04) ..... .714 (5-7)

Most 3FGs Attempted

1. Lanetra Cooks vs. Campbell (1/24/02) 18
2. Zykira Lewis vs. UConn (1/21/15) 16
   Francine Houston at Memphis (2/17/07) 16
   Francine Houston vs. Marshall (1/20/06) 16
5. Zykira Lewis vs. Akron (17/17/14) 15
   Francine Houston vs. SMU (3/1/07) 15
   Priscilla Smith vs. FIU (1/7/95) 15
   Sherry Asplen vs. UNC (11/28/87) 15
9. **Kaitlin Peterson vs. New Orleans (12/11/23) 14**
   Sydnee McDonald at Tulane (2/13/19) 14

Bold = current player

NCAA STATISTICAL RANKINGS

Statistic	National Rank	Conference Rank	Value	National Leader	Value	Conference Leader	Value
Assist/Turnover Ratio (353 ranked)	229	14	0.73	UConn	2.02	Kansas St.	1.90
Assists Per Game (353 ranked)	198	12	12.9	Kansas St.	23.1	Kansas St.	23.1
Bench Points Per Game (353 ranked)	288	14	14.9	South Carolina	43.4	Colorado	27.9
Blocks Per Game (353 ranked)	170	13	3.1	Kentucky	7.3	TCU	6.7
Field Goal Percentage (353 ranked)	121	11	42.8	Kansas St.	50.9	Kansas St.	50.9
Field Goal Percentage Defense (353 ranked)	229	15	41.1	Kansas St.	32.2	Kansas St.	32.2
Fouls Per Game (353 ranked)	128	8	15.9	Dartmouth	12.1	Kansas St.	12.7
Free Throw Attempts Per Game (353 ranked)	42	4	20.20	Texas	25.35	Cincinnati	22.80
Free Throw Percentage (353 ranked)	213	14	69.3	Kent St.	83.4	Arizona St.	77.5
Free Throws Made Per Game (353 ranked)	46	4	14.00	Texas	19.18	Cincinnati	17.40
Rebound Margin (353 ranked)	85	10	4.8	UCLA	18.4	Baylor	13.2
Rebounds (Defensive) Per Game (353 ranked)	172	12	25.1	Oklahoma	34.1	Kansas St.	31.4
Rebounds (Offensive) Per Game (353 ranked)	91	4	13.1	Grambling	20.9	Baylor	15.1
Rebounds Per Game (349 ranked)	128	8	38.20	Troy	50.24	Baylor	44.59
Scoring Defense (353 ranked)	262	15	68.1	Ole Miss	49.1	Kansas St.	51.3
Scoring Margin (349 ranked)	213	14	0.0	Texas	35.5	Kansas St.	33.2
Scoring Offense (353 ranked)	143	13	68.1	Tennessee	96.6	Kansas St.	84.4
Steals Per Game (353 ranked)	104	4	9.3	Longwood	15.5	West Virginia	14.8
Three Point Attempts Per Game (353 ranked)	346	16	12.1	Tennessee	36.1	TCU	26.6
Three Point Percentage (353 ranked)	198	13	30.4	Notre Dame	43.8	Kansas St.	38.2
Three Point Percentage Defense (353 ranked)	261	13	32.6	Bradley	21.1	Kansas St.	23.9
Three Pointers Per Game (353 ranked)	335	16	3.7	Tennessee	12.0	TCU	9.8
Turnover Margin (353 ranked)	195	14	-0.07	Ohio St.	12.47	West Virginia	9.50
Turnovers Forced Per Game (353 ranked)	131	7	17.73	Tennessee	26.73	West Virginia	25.75
Turnovers Per Game (353 ranked)	247	15	17.8	Minnesota	9.5	TCU	11.2
Winning Percentage (352 ranked)	220	15	46.7	LSU UCLA Ohio St.	100.0 100.0 100.0	Kansas St. TCU	94.4 94.4

*as of 1/12/25

NCAA STATISTICAL RANKINGS

Statistic	Player	National Rank	Conference Rank	Value	National Leader	Value	Conference Leader	Value
Assist/Turnover Ratio (250 ranked)					McKelle Meek, Portland	4.11	Jaelyn Glenn, Kansas St.	3.38
Assists (148 ranked)					Serena Sundell, Kansas St.	137	Serena Sundell, Kansas St.	137
Assists Per Game (247 ranked)	Nevaeh Brown	223	16	3.3	Serena Sundell, Kansas St.	7.6	Serena Sundell, Kansas St.	7.6
Blocks (135 ranked)					Sedona Prince, TCU	62	Sedona Prince, TCU	62
Blocks Per Game (248 ranked)					Sedona Prince, TCU	3.65	Sedona Prince, TCU	3.65
Double Doubles (34 ranked)					Aneesah Morrow, LSU	16	Darianna Littlepage-Buggs, Baylor Sedona Prince, TCU	8 8
Field Goal Attempts (149 ranked)	Kaitlin Peterson	117	9	208	Grace Larkins, South Dakota	340	Audi Crooks, Iowa St.	274
Field Goal Percentage (250 ranked)	Hannah Gusters Kaitlin Peterson	45 243	8 21	54.1 40.4	Jordana Reisma, Cleveland St.	70.1	Ayoka Lee, Kansas St.	65.0
Field Goals (147 ranked)					Grace Larkins, South Dakota	171	Audi Crooks, Iowa St.	166
Free Throw Attempts (143 ranked)	Kaitlin Peterson	89	8	77	S'Mya Nichols, Kansas	172	S'Mya Nichols, Kansas	172
Free Throw Percentage (250 ranked)	Kaitlin Peterson Emely Rodriguez	206 250	14 17	76.6 73.2	VianÃ¨ Cumber, New Mexico	98.0	Gianna Kneepkens, Utah	93.7
Free Throws (144 ranked)	Kaitlin Peterson	85	10	59	S'Mya Nichols, Kansas	142	S'Mya Nichols, Kansas	142
Minutes Per Game (150 ranked)	Kaitlin Peterson	17	1	36.08	Mackenzie Amalia, Eastern Mich.	38.05	Kaitlin Peterson, UCF	36.08
Points (196 ranked)	Kaitlin Peterson	132	13	249	Grace Larkins, South Dakota	445	Audi Crooks, Iowa St.	402
Points Per Game (250 ranked)	Kaitlin Peterson	12	3	20.8	Ta'Niya Latson, Florida St.	27.7	Audi Crooks, Iowa St.	22.3
Rebounds (147 ranked)					Aneesah Morrow, LSU	259	Darianna Littlepage-Buggs, Baylor	175
Rebounds (Defensive) Per Game (30 ranked)					Laura Ziegler, Saint Joseph's	9.7	Sedona Prince, TCU	6.9
Rebounds (Offensive) Per Game (30 ranked)					Gift Uchenna, Southern Ill.	5.9	Jillian Hayes, Cincinnati	4.0
Rebounds Per Game (250 ranked)	Achol Akot Hannah Gusters	195 245	10 12	7.1 6.8	Aneesah Morrow, LSU	14.4	Darianna Littlepage-Buggs, Baylor	10.3
Steals (150 ranked)	Kaitlin Peterson	128	10	32	Kiki McIntyre, Longwood	71	Kyah Watson, West Virginia	50
Steals Per Game (247 ranked)	Kaitlin Peterson	33	3	2.67	Megan McConnell, Duquesne	4.31	Ja'Naiya Quinerly, West Virginia	3.20
Three Point Attempts (149 ranked)					Madison Conner, TCU	154	Madison Conner, TCU	154
Three Point Percentage (177 ranked)					Kayba Laube, UNI	51.6	Sydney Harris, Iowa St.	50.7
Three Pointers (140 ranked)					Madison Conner, TCU	70	Madison Conner, TCU	70
Three Pointers Per Game (248 ranked)	Kaitlin Peterson	224	17	1.83	Alyssa Durazo-Frescas, Grand Canyon	4.00	Madison Conner, TCU	3.89
Triple Doubles (5 ranked)					Olivia Miles, Notre Dame	3	Serena Sundell, Kansas St.	1

*as of 1/12/25

UCF 2024-25 SEASON STATS

Game Records

Record	Overall	Home	Away	Neutral
ALL GAMES	7-8	6-4	1-3	0-1
CONFERENCE	0-5	0-3	0-2	0-0
NON-CONFERENCE	7-3	6-1	1-1	0-1

Score by Periods

Team	1st	2nd	3rd	4th	OT	TOT
UCF	231	237	286	267	0	1021
Opponents	276	263	216	266	0	1021

Team Box Score

No.	Player				Total		3-Point		F-Throw		Rebounds											
		GP-GS	MIN	AVG	FG-FGA	FG%	3FG-3FGA	3FG%	FT-FTA	FT%	OFF	DEF	TOT	AVG	PF	DQ	A	TO	BLK	STL	PTS	AVG
3	PETERSON, Kaitlin	12-12	433:01	36.1	84-208	.404	22-77	.286	59-77	.766	5	19	24	2.0	23	0	24	35	0	32	249	20.8
21	GUSTERS, Hannah	14-11	397:22	28.4	72-133	.541	0-0	.000	35-49	.714	26	69	95	6.8	36	2	15	30	6	7	179	12.8
12	RODRIGUEZ, Emely	15-12	376:09	25.1	58-152	.382	6-20	.300	41-56	.732	27	55	82	5.5	35	0	15	42	8	21	163	10.9
11	AKOT, Achol	14-9	315:25	22.5	39-80	.488	1-3	.333	13-19	.684	40	59	99	7.1	43	3	30	35	12	13	92	6.6
35	NGODU, Khyala	15-6	236:39	15.8	31-58	.534	0-0	.000	26-42	.619	26	46	72	4.8	18	0	12	15	5	10	88	5.9
8	BROWN, Nevaeh	15-14	431:59	28.8	30-90	.333	6-21	.286	18-31	.581	9	33	42	2.8	24	0	50	45	1	19	84	5.6
24	STEDMAN, Ally	14-10	294:57	21.1	24-74	.324	12-35	.343	4-4	1.000	3	12	15	1.1	18	0	21	15	4	17	64	4.6
13	YANCY, Summer	14-0	211:04	15.1	19-41	.463	6-19	.316	9-14	.643	10	26	36	2.6	17	0	9	19	6	7	53	3.8
23	ANGUI, Arek	2-0	17:01	8.5	2-5	.400	0-0	.000	1-2	.500	3	0	3	1.5	3	0	0	1	0	0	5	2.5
33	CHANDLER-ROBERTS, Mahogany	14-1	125:13	8.9	11-26	.423	0-1	.000	1-3	.333	11	13	24	1.7	11	0	2	5	0	4	23	1.6
22	RING, Adeang	8-0	42:38	5.3	4-8	.500	0-0	.000	3-6	.500	2	3	5	0.6	4	0	0	2	4	2	11	1.4
4	CASTAGNE, Lucie	14-0	118:32	8.5	4-9	.444	2-5	.400	0-0	.000	0	11	11	0.8	7	0	16	13	0	8	10	0.7
Team											35	30	65					10				
Total		**15**	**3000**		**378-884**	**.428**	**55-181**	**.304**	**210-303**	**.693**	**197**	**376**	**573**	**38.2**	**239**	**5**	**194**	**267**	**46**	**140**	**1021**	**68.1**
Opponents		**15**	**3000**		**363-884**	**.411**	**127-390**	**.326**	**168-231**	**.727**	**163**	**338**	**501**	**33.4**	**283**	**9**	**217**	**266**	**55**	**121**	**1021**	**68.1**

Team Statistics

	UCF	OPP
Scoring	**1021**	**1021**
Points per game	68.1	68.1
Scoring margin	0.0	-
Field goals-att	**378-884**	**363-884**
Field goal pct	.428	.411
3 point fg-att	**55-181**	**127-390**
3-point FG pct	.304	.326
3-pt FG made per game	3.7	8.5
Free throws-att	**210-303**	**168-231**
Free throw pct	.693	.727
F-Throws made per game	14.0	11.2
Rebounds	**573**	**501**
Rebounds per game	38.2	33.4
Rebounding margin	+4.8	-
Assists	**194**	**217**
Assists per game	12.9	14.5
Turnovers	**267**	**266**
Turnovers per game	17.8	17.7
Turnover margin	-0.1	-
Assist/turnover ratio	0.7	0.8
Steals	**140**	**121**
Steals per game	9.3	8.1
Blocks	**46**	**55**
Blocks per game	3.1	3.7
Winning streak	**0**	**-**
Home win streak	0	-
Attendance	**13133**	**8580**
Home games-Avg/Game	10-1313	4-2145
Neutral site-Avg/Game	-	1-906

Team Results

Date	Opponent		Score	Att.
11/05/2024	Iona	W	76-44	812
11/07/2024	Marquette	W	57-50	1107
11/16/2024	Stetson	W	89-58	1225
11/19/2024	North Florida	W	82-53	2578
11/22/2024	SIUE	W	81-71	615
11/24/2024	Florida A&M	W	80-55	1187
11/27/2024	at UNLV	L	52-71	949
11/29/2024	vs Montana St.	L	68-76	906
12/07/2024	at Texas Southern	W	93-87	272
12/17/2024	High Point	L	60-64	1003
12/21/2024	TCU	L	52-92	1796
01/01/2025	at West Virginia	L	58-80	5232
01/04/2025	Arizona	L	53-75	1385
01/08/2025	at Colorado	L	62-81	2127
01/11/2025	Cincinnati	L	58-64	1425

UCF 2024-25 CONFERENCE-ONLY STATS

Game Records

Record	Overall	Home	Away	Neutral
ALL GAMES	0-5	0-3	0-2	0-0
CONFERENCE	0-5	0-3	0-2	0-0
NON-CONFERENCE	0-0	0-0	0-0	0-0

Score by Periods

Team	1st	2nd	3rd	4th	OT	TOT
UCF	57	63	84	79	0	283
Opponents	119	101	81	91	0	392

Team Box Score

No.	Player				Total		3-Point		F-Throw		Rebounds											
		GP-GS	MIN	AVG	FG-FGA	FG%	3FG-3FGA	3FG%	FT-FTA	FT%	OFF	DEF	TOT	AVG	PF	DQ	A	TO	BLK	STL	PTS	AVG
3	PETERSON, Kaitlin	4-4	149:09	37.3	20-60	.333	4-22	.182	26-31	.839	2	8	10	2.5	9	0	3	14	0	13	70	17.5
12	RODRIGUEZ, Emely	5-5	132:11	26.4	20-54	.370	1-4	.250	9-11	.818	9	13	22	4.4	14	0	2	13	4	5	50	10.0
8	BROWN, Nevaeh	5-5	138:56	27.8	16-36	.444	2-10	.200	3-8	.375	4	9	13	2.6	9	0	9	17	0	8	37	7.4
24	STEDMAN, Ally	5-4	130:46	26.2	12-32	.375	7-13	.538	2-2	1.000	0	5	5	1.0	9	0	8	6	1	7	33	6.6
35	NGODU, Khyala	5-4	98:36	19.7	11-26	.423	0-0	.000	11-16	.688	10	16	26	5.2	8	0	2	7	1	7	33	6.6
11	AKOT, Achol	5-1	101:43	20.3	9-21	.429	1-3	.333	6-9	.667	9	13	22	4.4	20	2	8	14	4	4	25	5.0
21	GUSTERS, Hannah	4-1	83:31	20.9	5-19	.263	0-0	.000	5-6	.833	2	8	10	2.5	11	1	1	8	0	2	15	3.8
13	YANCY, Summer	5-0	68:21	13.7	5-13	.385	1-5	.200	3-4	.750	2	11	13	2.6	9	0	0	10	0	3	14	2.8
23	ANGUI, Arek	1-0	10:00	10.0	1-2	.500	0-0	.000	0-0	.000	2	0	2	2.0	1	0	0	1	0	0	2	2.0
22	RING, Adeang	2-0	14:19	7.2	1-3	.333	0-0	.000	0-0	.000	0	1	1	0.5	0	0	0	0	1	0	2	1.0
4	CASTAGNE, Lucie	5-0	38:18	7.7	1-2	.500	0-0	.000	0-0	.000	0	3	3	0.6	3	0	7	3	0	0	2	0.4
33	CHANDLER-ROBERTS, Mahogany	5-1	34:10	6.8	0-6	.000	0-0	.000	0-0	.000	1	2	3	0.6	3	0	0	3	0	2	0	0.0
Team											11	6	17					5				
Total		**5**	**1000**		**101-274**	**.369**	**16-57**	**.281**	**65-87**	**.747**	**52**	**95**	**147**	**29.4**	**96**	**3**	**40**	**101**	**11**	**51**	**283**	**56.6**
Opponents		**5**	**1000**		**135-290**	**.466**	**46-136**	**.338**	**76-101**	**.752**	**65**	**120**	**185**	**37.0**	**84**	**1**	**84**	**91**	**25**	**49**	**392**	**78.4**

Team Statistics

	UCF	OPP
Scoring	**283**	**392**
Points per game	56.6	78.4
Scoring margin	-21.8	-
Field goals-att	**101-274**	**135-290**
Field goal pct	.369	.466
3 point fg-att	**16-57**	**46-136**
3-point FG pct	.281	.338
3-pt FG made per game	3.2	9.2
Free throws-att	**65-87**	**76-101**
Free throw pct	.747	.752
F-Throws made per game	13.0	15.2
Rebounds	**147**	**185**
Rebounds per game	29.4	37.0
Rebounding margin	-7.6	-
Assists	**40**	**84**
Assists per game	8.0	16.8
Turnovers	**101**	**91**
Turnovers per game	20.2	18.2
Turnover margin	-2.0	-
Assist/turnover ratio	0.4	0.9
Steals	**51**	**49**
Steals per game	10.2	9.8
Blocks	**11**	**25**
Blocks per game	2.2	5.0
Winning streak	**0**	**-**
Home win streak	0	-
Attendance	**4606**	**7359**
Home games-Avg/Game	3-1535	2-3680
Neutral site-Avg/Game	-	0-0

Team Results

Date	Opponent		Score	Att.
12/21/2024	TCU	L	52-92	1796
01/01/2025	at West Virginia	L	58-80	5232
01/04/2025	Arizona	L	53-75	1385
01/08/2025	at Colorado	L	62-81	2127
01/11/2025	Cincinnati	L	58-64	1425

#3 KAITLIN PETERSON

SENIOR | GUARD

5-9 | Eufaula, Ala. | Eufaula HS / Indiana

JUNIOR (2023-24)

- Started in all 29 games in her first season as a Knight
- Averaged 37.55 minutes per outing
- Recorded a career-high 35 points at Cincinnati, marking her third 30-plus game (1/10)
- Notched a career-high nine rebounds against West Virginia (1/13)
- Only player in Big 12 women's basketball with six 30-point performances
- Named to All-Big 12 Second Team
- Ended the season with 599 points which ranks her 2nd for total points in a single season at UCF

SOPHOMORE AT INDIANA (2022-23)

- Appeared in six games before transferring mid-year to UCF
- Played a career-high 18 minutes against UMass Lowell (11/11)
- Recorded 24 points and five rebounds on the season

2024-25 GAME-BY-GAME

				Total		3-Pointers		Free throws		Rebounds										
Opponent	Date	GS	MIN	FG-FGA	PCT	3FG-3FGA	PCT	FT-FTA	PCT	OFF	DEF	TOT	AVG	PF	A	TO	BLK	STL	PTS	AVG
Iona	11/05/2024	*	24:34	9-16	.563	1-4	.250	3-6	.500	0	2	2	2.0	1	2	2	0	5	22	22.0
Marquette	11/07/2024	*	39:20	3-11	.273	2-5	.400	1-2	.500	0	1	1	1.5	3	4	6	0	0	9	15.5
North Florida	11/19/2024	*	31:46	9-22	.409	1-7	.143	4-4	1.000	2	3	5	2.7	1	0	2	0	3	23	18.0
SIUE	11/22/2024	*	39:60	11-17	.647	3-5	.600	10-15	.667	1	3	4	3.0	3	2	2	0	4	35	22.3
Florida A&M	11/24/2024	*	35:14	6-18	.333	3-9	.333	6-7	.857	0	1	1	2.6	1	2	4	0	3	21	22.0
at UNLV	11/27/2024	*	34:32	3-16	.188	1-2	.500	2-3	.667	0	1	1	2.3	1	1	1	0	0	9	19.8
vs Montana St.	11/29/2024	*	38:26	8-21	.381	1-10	.100	4-6	.667	0	0	0	2.0	3	3	2	0	3	21	20.0
at Texas Southern	12/07/2024	*	40:00	15-27	.556	6-13	.462	3-3	1.000	0	0	0	1.8	1	7	2	0	1	39	22.4
at West Virginia	01/01/2025	*	39:34	5-15	.333	1-5	.200	2-4	.500	0	2	2	1.8	3	0	2	0	3	13	21.3
Arizona	01/04/2025	*	33:03	4-17	.235	1-5	.200	8-8	1.000	1	2	3	1.9	4	1	6	0	2	17	20.9
at Colorado	01/08/2025	*	39:14	4-14	.286	1-6	.167	15-17	.882	1	2	3	2.0	1	1	3	0	4	24	21.2
Cincinnati	01/11/2025	*	37:18	7-14	.500	1-6	.167	1-2	.500	0	2	2	2.0	1	1	3	0	4	16	20.8
Totals		**12**	**433:01**	**84-208**	**.404**	**22-77**	**.286**	**59-77**	**.766**	**5**	**19**	**24**	**2.0**	**23**	**24**	**35**	**0**	**32**	**249**	**20.8**

SINGLE GAME HIGHS

	Season	*Career*
Pts.	39 - at Texas Southern (12/7/24)	39 - at Texas Southern (12/7/24)
Reb.	5 - vs North Florida (11/19/24)	9 - vs West Virginia (1/13/24)
Ast.	7 - at Texas Southern (12/7/24)	7 - at Texas Southern (12/7/24)
Stls.	5 - vs Iona (11/5/24)	8 - at Texas Tech (2/10/24)
Blk.		1 - at Illinois (2/9/22)
FGM	15 - at Texas Southern (12/7/24)	15 - at Texas Southern (12/7/24)
FGA	27 - at Texas Southern (12/7/24)	27 - at Texas Southern (12/7/24)
3FGM	6 - at Texas Southern (12/7/24)	6 - vs Bethune-Cookman (11/6/23)
3FGA	13 - at Texas Southern (12/7/24)	14 - vs New Orleans (12/11/23)
FTM	15- at Colorado (1/8/25)	15 - at Colorado (1/8/25)
FTA	17 - at Colorado (1/8/25)	17 - at Colorado (1/8/25)
Min.	40 - at Texas Southern (12/7/24)	40 - at Cincinnati (1/10/24)

Career Stats

				Field Goals		3-Point		F-Throws		Rebounds									Scoring	
SEASON	TEAM	GP-GS	MIN/AVG	FG-FGA	FG%	3FG-3FGA	3FG%	FT-FTA	FT%	OFF	DEF	TOT	AVG	PF-FO	A	TO	BLK	STL	PTS	AVG
2021-22	IND	21-0	115/5.5	11-31	.355	4-15	.267	5-14	.357	2	6	8	0.4	17-0	3	6	1	3	31	1.5
2022-23	IND	6-0	78/13.1	11-29	.379	2-12	.167	0-0	.000	1	4	5	0.8	3-0	4	2	0	8	24	4.0
2023-24	UCF	29-29	1089/37.6	198-518	.382	65-197	.330	138-183	.754	25	85	110	3.8	51-0	40	71	2	59	599	20.7
2024-25	UCF	12-12	433/36.1	84-208	.404	22-77	.286	59-77	.766	5	19	24	2.0	23-0	24	35	0	32	249	20.8
TOTAL FOR UCF		**41-41**	**1522/37.1**	**282-726**	**.388**	**87-274**	**.318**	**197-260**	**.758**	**30**	**104**	**134**	**3.3**	**74-0**	**64**	**106**	**2**	**91**	**848**	**20.7**
TOTAL		**68-41**	**1716/25.2**	**304-786**	**.387**	**93-301**	**.309**	**202-274**	**.737**	**33**	**114**	**147**	**2.2**	**94-0**	**71**	**114**	**3**	**102**	**903**	**13.3**

#4 LUCIE CASTAGNE

GRADUATE | GUARD

5-6 | Paris, France | Bryant

SENIOR AT BRYANT (2023-24)

- Appeared in 25 games off the bench for Bryant, making one start at Binghamton (Jan. 11).
- Tallied a career-high four steals vs. Fisher and a season-high nine points (Dec. 13).
- Hauled in a board in 20 games this year.
- Made a three-pointer in ten games, including making two from deep vs. Maine (Feb. 15).
- Registered a season-high four assists at NJIT (Mar. 2)

JUNIOR AT BRYANT (2022-23)

- Started in 27 games for the Black and Gold and made one appearance off the bench
- Recorded 22 steals for the second consecutive season, set career-highs in assists (27) and rebounds with 76
- Scored 113 points on the year, which was a career-high
- Went 4-4 from deep against Mitchell and scored a career-high 14 points

2024-25 GAME-BY-GAME

				Total		3-Pointers		Free throws		Rebounds										
Opponent	Date	GS	MIN	FG-FGA	PCT	3FG-3FGA	PCT	FT-FTA	PCT	OFF	DEF	TOT	AVG	PF	A	TO	BLK	STL	PTS	AVG
Iona	11/05/2024		18:11	0-0	.000	0-0	.000	0-0	.000	0	0	0	0.0	0	0	0	0	1	0	0.0
Marquette	11/07/2024		01:57	0-0	.000	0-0	.000	0-0	.000	0	0	0	0.0	0	0	0	0	0	0	0.0
Stetson	11/16/2024		19:34	2-3	.667	1-2	.500	0-0	.000	0	2	2	0.7	0	5	1	0	5	5	1.7
North Florida	11/19/2024		11:12	0-0	.000	0-0	.000	0-0	.000	0	1	1	0.8	0	3	2	0	0	0	1.3
SIUE	11/22/2024		06:54	0-2	.000	0-1	.000	0-0	.000	0	2	2	1.0	1	0	2	0	2	0	1.0
Florida A&M	11/24/2024		08:51	0-1	.000	0-1	.000	0-0	.000	0	0	0	0.8	3	0	2	0	0	0	0.8
at UNLV	11/27/2024		08:02	0-0	.000	0-0	.000	0-0	.000	0	3	3	1.1	0	0	2	0	0	0	0.7
vs Montana St.	11/29/2024		03:23	0-0	.000	0-0	.000	0-0	.000	0	0	0	1.0	0	1	1	0	0	0	0.6
High Point	12/17/2024		02:09	1-1	1.000	1-1	1.000	0-0	.000	0	0	0	0.9	0	0	0	0	0	3	0.9
TCU	12/21/2024		07:59	1-1	1.000	0-0	.000	0-0	.000	0	0	0	0.8	2	1	1	0	0	2	1.0
at West Virginia	01/01/2025		03:19	0-0	.000	0-0	.000	0-0	.000	0	0	0	0.7	1	0	0	0	0	0	0.9
Arizona	01/04/2025		01:40	0-0	.000	0-0	.000	0-0	.000	0	1	1	0.8	0	0	0	0	0	0	0.8
at Colorado	01/08/2025		14:29	0-1	.000	0-0	.000	0-0	.000	0	2	2	0.8	0	4	1	0	0	0	0.8
Cincinnati	01/11/2025		10:51	0-0	.000	0-0	.000	0-0	.000	0	0	0	0.8	0	2	1	0	0	0	0.7
Totals		**0**	**118:32**	**4-9**	**.444**	**2-5**	**.400**	**0-0**	**.000**	**0**	**11**	**11**	**0.8**	**7**	**16**	**13**	**0**	**8**	**10**	**0.7**

SINGLE GAME HIGHS

	Season	*Career*
Pts.	5 - vs Stetson (11/16/24)	14 - vs Mitchell (12/18/22)
Reb.	3 - at UNLV (11/27/24)	7 - vs LIU (3/3/22)
Ast.	5 - vs Stetson (11/16/24)	6 - vs Fisher (11/24/21)
Stls.	1 - vs Iona (11/5/24)	4 - vs Fisher (12/13/23)
Blk.		1 - at Vermont (1/27/24)
FGM	2 - vs Stetson (11/16/24)	5 - vs Mitchell (12/18/22)
FGA	3 - vs Stetson (11/16/24)	10 - at Providence (11/27/22)
3FGM	1 - vs High Point (12/17/24)	4 - vs Mitchell (12/18/22)
3FGA	2 - vs Stetson (11/16/24)	5 - vs Maine (2/3/24)
FTM		4 - at Mount St. Mary's (2/20/21)
FTA		6 - vs LIU (3/1/21)
Min.	19 - vs Stetson (11/16/24)	38 - at Binghamton (1/11/24)

Career Stats

				Field Goals		3-Point		F-Throws		Rebounds									Scoring	
SEASON	TEAM	GP-GS	MIN/AVG	FG-FGA	FG%	3FG-3FGA	3FG%	FT-FTA	FT%	OFF	DEF	TOT	AVG	PF-FO	A	TO	BLK	STL	PTS	AVG
2020-21	BRY	11-0	114/10.4	4-20	.200	1-6	.167	7-10	.700	2	9	11	1.0	16-0	15	25	0	2	16	1.5
2021-22	BRY	23-13	495/21.5	34-79	.430	10-28	.357	2-4	.500	6	51	57	2.5	39-1	25	42	3	22	80	3.5
2022-23	BRY	28-27	677/24.2	43-120	.358	18-53	.340	9-11	.818	18	58	76	2.7	39-1	27	60	0	22	113	4.0
2023-24	BRY	25-1	368/14.7	22-66	.333	11-37	.297	2-2	1.000	13	37	50	2.0	31-0	19	34	4	9	57	2.3
2024-25	UCF	14-0	119/8.5	4-9	.444	2-5	.400	0-0	.000	0	11	11	0.8	7-0	16	13	0	8	10	0.7
TOTAL FOR UCF		**14-0**	**119/8.5**	**4-9**	**.444**	**2-5**	**.400**	**0-0**	**.000**	**0**	**11**	**11**	**0.8**	**7-0**	**16**	**13**	**0**	**8**	**10**	**0.7**
TOTAL		**101-41**	**1773/17.6**	**107-294**	**.364**	**42-129**	**.326**	**20-27**	**.741**	**39**	**166**	**205**	**2.0**	**132-2**	**102**	**174**	**7**	**63**	**276**	**2.7**

#8 NEVAEH BROWN

GRADUATE | GUARD

5-9 | Charlotte, N.C. | Mallard Creek/ETSU

SENIOR at ETSU (2023-24)

- Key player for the Bucs all season long by starting all 30 games for ETSU
- Began the season by landing a spot on the Preseason All-SoCon team
- Led the team in minutes played (984), field goals made (152), 3-point field goal percentage (.375), free throws made (70), assists (74) and points scored (407)
- Scored 20 or more points on four occasions in 2023-24, including a season-high 25 points in a victory over Gardner-Webb in late December
- Knocked down at least one 3-pointer in 20 of the 30 games this season
- Named to the All-SoCon First Team

JUNIOR at ETSU (2022-23)

- Played in 33 games, earning 22 starts
- Ranked third on the team in scoring with 10.7 points per game
- Ranked second on the team in assists (77), free throws made (60), field goals made (134) and steals (39)
- Shot nearly 40 percent from the field all season, sinking 134 of her 336 shots while going 25 for 86 behind the arc and 60 of 79 from the line
- Scored in double figures 20 times in 33 games
- Averaged 31.8 minutes per game, tied for the team lead

2024-25 GAME-BY-GAME

				Total		3-Pointers		Free throws		Rebounds										
Opponent	Date	GS	MIN	FG-FGA	PCT	3FG-3FGA	PCT	FT-FTA	PCT	OFF	DEF	TOT	AVG	PF	A	TO	BLK	STL	PTS	AVG
Iona	11/05/2024	*	21:49	2-6	.333	1-4	.250	1-2	.500	2	1	3	3.0	1	2	2	0	3	6	6.0
Marquette	11/07/2024	*	38:03	2-4	.500	0-1	.000	0-2	.000	0	4	4	3.5	2	3	5	0	1	4	5.0
Stetson	11/16/2024	*	21:58	1-5	.200	0-1	.000	0-0	.000	0	3	3	3.3	1	5	2	0	0	2	4.0
North Florida	11/19/2024		18:58	0-3	.000	0-0	.000	0-0	.000	0	1	1	2.8	0	5	1	0	0	0	3.0
SIUE	11/22/2024	*	32:36	3-6	.500	2-2	1.000	1-2	.500	0	3	3	2.8	3	2	2	0	1	9	4.2
Florida A&M	11/24/2024	*	27:59	2-2	1.000	0-0	.000	2-4	.500	1	3	4	3.0	2	4	3	1	2	6	4.5
at UNLV	11/27/2024	*	31:20	2-10	.200	1-1	1.000	2-2	1.000	0	1	1	2.7	1	3	1	0	2	7	4.9
vs Montana St.	11/29/2024	*	35:04	2-7	.286	0-1	.000	4-5	.800	1	2	3	2.8	1	6	4	0	0	8	5.3
at Texas Southern	12/07/2024	*	30:52	0-3	.000	0-0	.000	5-6	.833	1	5	6	3.1	3	7	5	0	1	5	5.2
High Point	12/17/2024	*	34:24	0-8	.000	0-1	.000	0-0	.000	0	1	1	2.9	1	4	3	0	1	0	4.7
TCU	12/21/2024	*	33:21	5-14	.357	1-4	.250	0-2	.000	1	0	1	2.7	1	0	2	0	1	11	5.3
at West Virginia	01/01/2025	*	30:44	5-7	.714	1-2	.500	1-2	.500	0	3	3	2.8	2	2	5	0	4	12	5.8
Arizona	01/04/2025	*	33:51	5-7	.714	0-0	.000	1-2	.500	2	4	6	3.0	2	6	4	0	2	11	6.2
at Colorado	01/08/2025	*	19:43	1-3	.333	0-2	.000	1-2	.500	1	0	1	2.9	1	0	4	0	1	3	6.0
Cincinnati	01/11/2025	*	21:17	0-5	.000	0-2	.000	0-0	.000	0	2	2	2.8	3	1	2	0	0	0	5.6
Totals		**14**	**431:59**	**30-90**	**.333**	**6-21**	**.286**	**18-31**	**.581**	**9**	**33**	**42**	**2.8**	**24**	**50**	**45**	**1**	**19**	**84**	**5.6**

SINGLE GAME HIGHS

	Season	*Career*
Pts.	12 - at West Virginia (1/1/25)	25- vs Gardner-Webb (12/20/23)
Reb.	6 - vs Arizona (1/4/25)	9 - vs UNC Greensboro (2/11/23)
Ast.	7 - at Texas Southern (12/7/24)	7 - vs Western Caro. (2/24/24)
Stls.	4 - at West Virginia (1/1/25)	5 - vs Mercer (1/12/23)
Blk.	1 - vs Florida A&M (11/24/24)	2 - vs Mount St. Mary's (12/22/22)
FGM	5 - at West Virginia (1/1/25)	11 - at Western Caro. (2/25/23)
FGA	6 - vs Iona (11/5/24)	21 - vs Samford (1/14/23)
3FGM	2 - vs SIUE (11/22/24)	4 - vs Wofford (2/3/24)
3FGA	4 - vs Iona (11/5/24)	7 - vs Mercer (1/12/23)
FTM	5 - at Texas Southern (12/7/24)	11 - vs Western Caro. (2/25/24)
FTA	6 - at Texas Southern (12/7/24)	15 - vs Western Caro. (2/25/24)
Min.	38 - vs Marquette (11/7/24)	39 - at UNC Asheville (12/17/22)

Career Stats

				Field Goals		3-Point		F-Throws		Rebounds									Scoring	
SEASON	TEAM	GP-GS	MIN/AVG	FG-FGA	FG%	3FG-3FGA	3FG%	FT-FTA	FT%	OFF	DEF	TOT	AVG	PF-FO	A	TO	BLK	STL	PTS	AVG
2020-21	WF	15-0	128/8.5	13-44	.295	1-8	.125	11-19	.579	0	10	10	0.7	17-0	2	10	3	3	38	2.5
2022-23	ETSU	33-22	1049/31.8	134-336	.399	25-86	.291	60-79	.759	50	75	125	3.8	86-3	77	60	11	39	353	10.7
2023-24	ETSU	30-30	982/32.7	152-356	.427	33-88	.375	70-103	.680	26	82	108	3.6	59-0	74	76	3	24	407	13.6
2024-25	UCF	15-14	432/28.8	30-90	.333	6-21	.286	18-31	.581	9	33	42	2.8	24-0	50	45	1	19	84	5.6
TOTAL FOR UCF		**15-14**	**432/28.8**	**30-90**	**.333**	**6-21**	**.286**	**18-31**	**.581**	**9**	**33**	**42**	**2.8**	**24-0**	**50**	**45**	**1**	**19**	**84**	**5.6**
TOTAL		**93-66**	**2591/27.9**	**329-826**	**.398**	**65-203**	**.320**	**159-232**	**.685**	**85**	**200**	**285**	**3.1**	**186-3**	**203**	**191**	**18**	**85**	**882**	**9.5**

#11 ACHOL AKOT

FRESHMAN | FORWARD

6-1 | Ottawa, Ontario | Capital Courts Academy

FRESHMAN (2023-24)

- Played in 28 games, earning the starting nod 15 times
- Made her debut as a Knight in the season opener against Bethune-Cookman, totaling a career-high 14 rebounds (11/6)
- Tallied a career-high 14 points against Anderson (11/13) and Campbell (12/3)
- Recorded first double-double with 12 points and 12 rebounds vs. Sacred Heart (11/25)
- Notched five games with 10-plus rebounds
- Only freshman at Big 12 Tip-Off for both men's and women's

2024-25 GAME-BY-GAME

				Total		3-Pointers		Free throws		Rebounds										
Opponent	Date	GS	MIN	FG-FGA	PCT	3FG-3FGA	PCT	FT-FTA	PCT	OFF	DEF	TOT	AVG	PF	A	TO	BLK	STL	PTS	AVG
Iona	11/05/2024	*	18:27	2-9	.222	0-0	.000	2-2	1.000	6	7	13	13.0	1	1	2	1	1	6	6.0
Marquette	11/07/2024	*	29:32	5-6	.833	0-0	.000	0-0	.000	1	3	4	8.5	4	4	3	1	0	10	8.0
Stetson	11/16/2024	*	21:34	9-12	.750	0-0	.000	1-1	1.000	3	8	11	9.3	1	0	1	2	2	19	11.7
North Florida	11/19/2024	*	22:14	4-6	.667	0-0	.000	0-0	.000	4	3	7	8.8	0	3	3	0	1	8	10.8
SIUE	11/22/2024	*	25:10	3-6	.500	0-0	.000	0-0	.000	2	3	5	8.0	4	4	1	1	0	6	9.8
Florida A&M	11/24/2024	*	22:44	1-4	.250	0-0	.000	1-2	.500	1	4	5	7.5	4	5	3	1	0	3	8.7
at UNLV	11/27/2024	*	24:46	2-8	.250	0-0	.000	0-0	.000	6	6	12	8.1	2	2	3	1	4	4	8.0
vs Montana St.	11/29/2024		19:48	0-2	.000	0-0	.000	0-0	.000	2	4	6	7.9	5	2	0	0	1	0	7.0
at Texas Southern	12/07/2024	*	29:27	4-6	.667	0-0	.000	3-5	.600	6	8	14	8.6	2	1	5	1	0	11	7.4
TCU	12/21/2024		20:33	1-2	.500	0-0	.000	2-2	1.000	1	0	1	7.8	5	2	1	1	0	4	7.1
at West Virginia	01/01/2025	*	10:28	1-2	.500	0-0	.000	0-0	.000	1	3	4	7.5	2	2	5	1	1	2	6.6
Arizona	01/04/2025		19:19	1-5	.200	0-0	.000	0-1	.000	3	3	6	7.3	5	0	4	0	2	2	6.3
at Colorado	01/08/2025		25:22	1-5	.200	0-2	.000	4-6	.667	2	3	5	7.2	4	1	2	1	0	6	6.2
Cincinnati	01/11/2025		26:02	5-7	.714	1-1	1.000	0-0	.000	2	4	6	7.1	4	3	2	1	1	11	6.6
Totals		**9**	**315:25**	**39-80**	**.488**	**1-3**	**.333**	**13-19**	**.684**	**40**	**59**	**99**	**7.1**	**43**	**30**	**35**	**12**	**13**	**92**	**6.6**

SINGLE GAME HIGHS

	Season	*Career*
Pts.	19 - vs Stetson (11/16/24)	19 - vs Stetson (11/16/24)
Reb.	14 - at Texas Southern (12/7/24)	14 - vs Bethune-Cookman (11/6/23)
Ast.	4 - vs Marquette (11/7/24)	7 - vs Bethune-Cookman (11/6/23)
Stls.	4 - vs UNLV (11/27/24)	4 - at UNLV (11/27/24)
Blk.	2 - vs Stetson (11/16/24)	3 - vs Bethune-Cookman (11/6/23)
FGM	9 - vs Stetson (11/16/24)	9 - vs Stetson (11/16/24)
FGA	12- vs Stetson (11/16/24)	12 - at Oklahoma (12/30/23)
3FGM		
3FGA	2 - at Colorado (1/8/25)	
FTM	3 - at Colorado (1/8/25)	4 - vs Texas (2/24/24)
FTA	6 - at Colorado (1/8/25)	6 - vs Texas (2/24/24)
Min.	29 - vs Marquette (11/7/24)	32 - vs Campbell (12/3/23)

Career Stats

				Field Goals		3-Point		F-Throws		Rebounds									Scoring	
SEASON	TEAM	GP-GS	MIN/AVG	FG-FGA	FG%	3FG-3FGA	3FG%	FT-FTA	FT%	OFF	DEF	TOT	AVG	PF-FO	A	TO	BLK	STL	PTS	AVG
2023-24	UCF	28-15	530/18.9	58-110	.527	0-0	.000	30-48	.625	65	98	163	5.8	64-3	28	73	14	16	146	5.2
2024-25	UCF	14-9	315/22.5	39-80	.488	1-3	.333	13-19	.684	40	59	99	7.1	43-3	30	35	12	13	92	6.6
TOTAL		**42-24**	**846/20.1**	**97-190**	**.511**	**1-3**	**.333**	**43-67**	**.642**	**105**	**157**	**262**	**6.2**	**107-6**	**58**	**108**	**26**	**29**	**238**	**5.7**

#12 EMELY RODRIGUEZ

FRESHMAN | GUARD/FORWARD

6-0 | La Romana, Domincan Republic | Central Point Acad.

HIGH SCHOOL

- Helped lead Central Pointe Academy to an SIAA State Championship
- Named Miami Herald's Miami-Dade County Girl's Basketball Player of the Year
- Averaged 26.5 points per game, 15.5 rebounds and 5.5 assists per game
- Led Horeb Christian Mustangs to their first-ever state championship game in 2023

PERSONAL

- Majoring in criminal justice
- Daughter of Reyna Rodriguez
- Born August 12

2024-25 GAME-BY-GAME

				Total		3-Pointers		Free throws		Rebounds										
Opponent	Date	GS	MIN	FG-FGA	PCT	3FG-3FGA	PCT	FT-FTA	PCT	OFF	DEF	TOT	AVG	PF	A	TO	BLK	STL	PTS	AVG
Iona	11/05/2024		21:30	5-13	.385	0-1	.000	3-4	.750	2	3	5	5.0	3	0	4	0	0	13	13.0
Marquette	11/07/2024		20:30	5-8	.625	2-3	.667	6-7	.857	3	4	7	6.0	3	1	2	1	2	18	15.5
Stetson	11/16/2024	*	25:45	5-16	.313	0-3	.000	5-6	.833	2	6	8	6.7	2	4	3	0	2	15	15.3
North Florida	11/19/2024	*	19:38	3-5	.600	1-2	.500	1-2	.500	3	2	5	6.3	3	2	2	0	2	8	13.5
SIUE	11/22/2024		17:35	2-4	.500	0-1	.000	5-9	.556	1	4	5	6.0	0	0	3	2	1	9	12.6
Florida A&M	11/24/2024	*	31:29	5-10	.500	1-3	.333	7-11	.636	1	3	4	5.7	1	1	3	0	1	18	13.5
at UNLV	11/27/2024	*	26:41	1-9	.111	0-0	.000	0-0	.000	3	2	5	5.6	1	0	2	0	2	2	11.9
vs Montana St.	11/29/2024	*	26:51	5-14	.357	0-1	.000	2-3	.667	2	10	12	6.4	3	0	3	1	3	12	11.9
at Texas Southern	12/07/2024	*	26:55	5-9	.556	0-1	.000	3-3	1.000	0	2	2	5.9	4	0	3	0	1	13	12.0
High Point	12/17/2024	*	27:03	2-10	.200	1-1	1.000	0-0	.000	1	6	7	6.0	1	5	4	0	2	5	11.3
TCU	12/21/2024	*	34:00	6-20	.300	1-3	.333	4-4	1.000	1	5	6	6.0	2	1	2	0	0	17	11.8
at West Virginia	01/01/2025	*	31:21	5-11	.455	0-1	.000	1-2	.500	2	0	2	5.7	3	0	3	2	3	11	11.8
Arizona	01/04/2025	*	21:55	3-9	.333	0-0	.000	1-1	1.000	2	2	4	5.5	4	0	2	0	0	7	11.4
at Colorado	01/08/2025	*	20:50	1-7	.143	0-0	.000	2-2	1.000	1	5	6	5.6	2	0	1	1	0	4	10.9
Cincinnati	01/11/2025	*	24:05	5-7	.714	0-0	.000	1-2	.500	3	1	4	5.5	3	1	5	1	2	11	10.9
Totals		**12**	**376:09**	**58-152**	**.382**	**6-20**	**.300**	**41-56**	**.732**	**27**	**55**	**82**	**5.5**	**35**	**15**	**42**	**8**	**21**	**163**	**10.9**

SINGLE GAME HIGHS

	Season	*Career*
Pts.	18 - vs Florida A&M (11/24/24)	
Reb.	12 - vs Montana State (11/29/24)	
Ast.	5 - vs High Point (12/17/24)	
Stls.	3 - at West Virginia (1/1/25)	
Blk.	2 - at West Virginia (1/1/25)	
FGM	6 - vs TCU (12/21/24)	
FGA	20 - vs TCU (12/21/24)	
3FGM	2 - vs Marquette (11/7/24)	
3FGA	3 - vs Stetson (11/16/24)	
FTM	7 - vs Florida A&M (11/24/24)	
FTA	11 - vs Florida A&M (11/24/24)	
Min.	31 - vs Florida A&M (11/24/24)	

Career Stats

				Field Goals		3-Point		F-Throws		Rebounds									Scoring	
SEASON	TEAM	GP-GS	MIN/AVG	FG-FGA	FG%	3FG-3FGA	3FG%	FT-FTA	FT%	OFF	DEF	TOT	AVG	PF-FO	A	TO	BLK	STL	PTS	AVG
2024-25	UCF	15-12	376/25.1	58-152	.382	6-20	.300	41-56	.732	27	55	82	5.5	35-0	15	42	8	21	163	10.9
TOTAL		**15-12**	**376/25.1**	**58-152**	**.382**	**6-20**	**.300**	**41-56**	**.732**	**27**	**55**	**82**	**5.5**	**35-0**	**15**	**42**	**8**	**21**	**163**	**10.9**

#13 SUMMER YANCY

FRESHMAN | GUARD/FORWARD

5-11 | Kansas City, Mo. | Lees Summit North HS

HIGH SCHOOL

- Three-time Class 6 All-State
- Named District Player of the Year and District Champion (2023, '24)
- Helped lead her team to their first state tournament apperance in program history
- Ranked No. 4 player in the state of Missouri
- Notched an average of 18 points and 22 rebounds in her senior season
- Accumulated 575 rebounds and 675 points

PERSONAL

- Majoring in computer science
- Daughter of Michelle Murray
- Has a brother, Stevi
- Born July 24

2024-25 GAME-BY-GAME

				Total		3-Pointers		Free throws		Rebounds										
Opponent	Date	GS	MIN	FG-FGA	PCT	3FG-3FGA	PCT	FT-FTA	PCT	OFF	DEF	TOT	AVG	PF	A	TO	BLK	STL	PTS	AVG
Iona	11/05/2024		16:41	1-1	1.000	0-0	.000	0-0	.000	1	4	5	5.0	2	1	1	1	0	2	2.0
Stetson	11/16/2024		22:18	5-9	.556	2-4	.500	2-4	.500	4	5	9	7.0	0	2	3	2	0	14	8.0
North Florida	11/19/2024		16:14	4-6	.667	2-4	.500	4-4	1.000	0	0	0	4.7	1	0	0	0	1	14	10.0
SIUE	11/22/2024		15:41	0-2	.000	0-2	.000	0-0	.000	0	2	2	4.0	1	0	1	1	0	0	7.5
Florida A&M	11/24/2024		16:27	2-2	1.000	1-1	1.000	0-2	.000	1	0	1	3.4	0	3	1	1	2	5	7.0
at UNLV	11/27/2024		10:47	0-3	.000	0-1	.000	0-0	.000	0	0	0	2.8	0	1	0	0	0	0	5.8
vs Montana St.	11/29/2024		07:04	0-1	.000	0-1	.000	0-0	.000	0	0	0	2.4	1	0	0	0	0	0	5.0
at Texas Southern	12/07/2024		13:42	0-0	.000	0-0	.000	0-0	.000	0	2	2	2.4	2	2	2	0	1	0	4.4
High Point	12/17/2024		23:50	2-4	.500	0-1	.000	0-0	.000	2	2	4	2.6	1	0	1	1	0	4	4.3
TCU	12/21/2024		26:23	3-5	.600	0-0	.000	3-4	.750	1	2	3	2.6	3	0	3	0	1	9	4.8
at West Virginia	01/01/2025		10:22	0-1	.000	0-1	.000	0-0	.000	0	3	3	2.6	3	0	2	0	2	0	4.4
Arizona	01/04/2025		14:47	1-3	.333	1-2	.500	0-0	.000	1	0	1	2.5	0	0	0	0	0	3	4.3
at Colorado	01/08/2025		05:48	0-2	.000	0-1	.000	0-0	.000	0	3	3	2.5	0	0	1	0	0	0	3.9
Cincinnati	01/11/2025		11:01	1-2	.500	0-1	.000	0-0	.000	0	3	3	2.6	3	0	4	0	0	2	3.8
Totals		**0**	**211:04**	**19-41**	**.463**	**6-19**	**.316**	**9-14**	**.643**	**10**	**26**	**36**	**2.6**	**17**	**9**	**19**	**6**	**7**	**53**	**3.8**

SINGLE GAME HIGHS

	Season	*Career*
Pts.	14 - vs North Florida (11/19/24)	
Reb.	9 - vs Stetson (11/16/24)	
FGM	5 - vs Stetson (11/16/24)	
FGA	9 - vs Stetson (11/16/24)	
3FGM	2 - vs North Florida (11/19/24)	
3FGA	4 - vs North Florida (11/19/24)	
FTM	4 - vs North Florida (11/19/24)	
FTA	4 - vs TCU (12/21/24)	
Ast.	3 - vs Florida A&M (11/24/24)	
Blk.	2 - vs Stetson (11/16/24)	
Stls.	2 - at West Virginia (1/1/25)	
Min.	22 - vs Stetson (11/16/24)	

				Field Goals		3-Point		F-Throws		Rebounds									Scoring	
SEASON	TEAM	GP-GS	MIN/AVG	FG-FGA	FG%	3FG-3FGA	3FG%	FT-FTA	FT%	OFF	DEF	TOT	AVG	PF-FO	A	TO	BLK	STL	PTS	AVG
2024-25	UCF	14-0	211/15.1	19-41	.463	6-19	.316	9-14	.643	10	26	36	2.6	17-0	9	19	6	7	53	3.8
TOTAL		**14-0**	**211/15.1**	**19-41**	**.463**	**6-19**	**.316**	**9-14**	**.643**	**10**	**26**	**36**	**2.6**	**17-0**	**9**	**19**	**6**	**7**	**53**	**3.8**

#15 TAYLOR GIBSON

JUNIOR | FORWARD

6-2 | Upper Marlboro, Md. | Michigan

SOPHOMORE (2022-23)

- Appeared in all 29 games as a sophomore, making 14 starts
- Posted her first double-double outing with a career-high 17 points and 10 rebounds against SEMO (11/27)
- Pulled down a career-high 10 rebounds against SEMO (11/27) and Temple (2/21)
- Recorded 32 minutes against East Carolina (2/18) scoring 14 points
- Made her first career triple against Campbell (11/15)

FRESHMAN AT MICHIGAN (2021-22)

- Earned varsity letter at Michigan
- Appeared in three games (St. Francis Brooklyn, Akron and Maryland) off the bench, averaging 0.7 points per game

HIGH SCHOOL

- 2021 Bishop McNamara High School graduate
- National Honor Society member
- Science Honors Society member
- Helped win Washington Catholic Athletic Conference Basketball Championship in 2020
- Averaged 10 points and seven rebounds as a junior
- All-conference honorable mention as a junior

PERSONAL

- Born on November 13
- Daughter of Rick and Tyanne Gibson
- Majoring in human communication, minor in sport business management

SINGLE GAME HIGHS

	Season	*Career*
Pts.	10 - vs Anderson (11/13/23)	17 - vs SEMO (11/27/22)
Reb.	9 - vs Anderson (11/13/23)	10 - vs Temple (2/21/23)
Ast.	2 - vs Sacred Heart (11/25/23)	2 - at East Carolina (2/18/23)
Stls.	1 - vs Anderson (11/13/23)	2 - at Temple (1/28/23)
Blk.	2 - vs Kansas State (1/6/24)	2 - at Tennessee (12/14/22)
FGM	4 - vs St. John's (11/24/23)	6 - vs ULM (11/22/22)
FGA	6 - vs Morgan State (12/19/23)	16 - vs Samford (11/26)
3FGM	1 - vs Kansas (2/28/24)	1 - at Campbell (11/15/22)
3FGA	2 - vs Kansas (2/28/24)	3 - at Tennessee (12/14/22)
FTM	6 - vs Anderson (11/13/23)	7 - at Temple (1/28/23)
FTA	6 - vs Anderson (11/13/23)	8 - at Temple (1/28/23)
Min.	23 - at Cincinnati (1/10/24)	38 - vs Samford (11/26/22)

Career Stats

				Field Goals		3-Point		F-Throws		Rebounds									Scoring	
SEASON	TEAM	GP-GS	MIN/AVG	FG-FGA	FG%	3FG-3FGA	3FG%	FT-FTA	FT%	OFF	DEF	TOT	AVG	PF-FO	A	TO	BLK	STL	PTS	AVG
2021-22	Mich	3-0	4/1.2	1-3	.333	0-1	.000	0-0	.000	0	0	0	0.0	0-0	0	0	0	0	2	0.7
2022-23	UCF	29-14	534/18.4	56-159	.352	3-20	.150	43-55	.782	32	68	100	3.4	54-2	13	33	12	8	158	5.4
2023-24	UCF	25-0	297/11.9	26-57	.456	1-9	.111	16-20	.800	19	30	49	2.0	27-0	3	21	7	5	69	2.8
TOTAL FOR UCF		**54-14**	**831/15.4**	**82-216**	**.380**	**4-29**	**.138**	**59-75**	**.787**	**51**	**98**	**149**	**2.8**	**81-2**	**16**	**54**	**19**	**13**	**227**	**4.2**
TOTAL		**57-14**	**834/14.6**	**83-219**	**.379**	**4-30**	**.133**	**59-75**	**.787**	**51**	**98**	**149**	**2.6**	**81-2**	**16**	**54**	**19**	**13**	**229**	**4.0**

#21 HANNAH GUSTERS

SENIOR | CENTER

6-6 | Dallas, Texas | Oklahoma State

JUNIOR (2023-24 at OKLAHOMA STATE)
- Led the Cowgirls in scoring averaging 14.3 points per game
- Played in 21 games
- Tallied a career-high 27 points at Utah Tech

SOPHOMORE (2021-22 at LSU)
- Played a key role for the Tigers coming off the bench to play minutes in the post during her first season in Baton Rouge
- Earned three starts throughout the season
- Put up 19 points and had 6 rebounds in LSU's season opener against Nicholls
- Recorded double-figures at Auburn on Jan. 9 with 13 points
- Grabbed a career-high seven rebounds on Dec. 27 against Samford

2024-25 GAME-BY-GAME

				Total		3-Pointers		Free throws		Rebounds										
Opponent	Date	GS	MIN	FG-FGA	PCT	3FG-3FGA	PCT	FT-FTA	PCT	OFF	DEF	TOT	AVG	PF	A	TO	BLK	STL	PTS	AVG
Iona	11/05/2024	*	23:58	5-7	.714	0-0	.000	2-4	.500	4	6	10	10.0	1	0	4	0	0	12	12.0
Marquette	11/07/2024	*	36:58	4-12	.333	0-0	.000	1-2	.500	2	10	12	11.0	1	2	4	0	3	9	10.5
Stetson	11/16/2024	*	20:20	5-11	.455	0-0	.000	2-3	.667	2	1	3	8.3	2	1	2	0	1	12	11.0
North Florida	11/19/2024	*	25:11	7-9	.778	0-0	.000	0-1	.000	3	8	11	9.0	4	2	3	2	0	14	11.8
SIUE	11/22/2024	*	36:30	5-8	.625	0-0	.000	10-13	.769	3	7	10	9.2	3	3	3	1	0	20	13.4
Florida A&M	11/24/2024	*	30:47	10-15	.667	0-0	.000	2-2	1.000	2	9	11	9.5	2	1	1	0	1	22	14.8
at UNLV	11/27/2024	*	33:36	7-15	.467	0-0	.000	4-6	.667	2	6	8	9.3	4	0	1	1	0	18	15.3
vs Montana St.	11/29/2024	*	35:51	8-13	.615	0-0	.000	3-3	1.000	4	6	10	9.4	2	0	3	1	0	19	15.8
at Texas Southern	12/07/2024	*	36:29	9-15	.600	0-0	.000	3-5	.600	2	3	5	8.9	5	3	0	0	0	21	16.3
High Point	12/17/2024	*	34:11	7-9	.778	0-0	.000	3-4	.750	0	5	5	8.5	1	2	1	1	0	17	16.4
at West Virginia	01/01/2025		26:16	1-5	.200	0-0	.000	2-2	1.000	1	2	3	8.0	2	1	2	0	0	4	15.3
Arizona	01/04/2025	*	19:28	1-5	.200	0-0	.000	0-0	.000	0	1	1	7.4	1	0	1	0	1	2	14.2
at Colorado	01/08/2025		24:43	2-4	.500	0-0	.000	2-2	1.000	0	2	2	7.0	5	0	3	0	0	6	13.5
Cincinnati	01/11/2025		13:04	1-5	.200	0-0	.000	1-2	.500	1	3	4	6.8	3	0	2	0	1	3	12.8
Totals		**11**	**397:22**	**72-133**	**.541**	**0-0**	**.000**	**35-49**	**.714**	**26**	**69**	**95**	**6.8**	**36**	**15**	**30**	**6**	**7**	**179**	**12.8**

SINGLE GAME HIGHS

	Season	*Career*
Pts.	22 - vs Florida A&M (11/24/24)	27- at Utah Tech (12/20/23)
Reb.	12 - vs Marquette (11/7/24)	12 - vs Marquette (11/7/24)
Ast.	3 - at Texas Southern (12/7/24)	3- vs SIUE (11/22/24)
Stls.	3 - vs Marquette (11/7/24)	2- at Oklahoma (2/24/24)
Blk.	2 - vs North Florida (11/19/24)	4- vs BYU (1/17/24)
FGM	10 - vs Florida A&M (11/24/24)	12- at Texas Tech (2/14/24)
FGA	15 - at Texas Southern (12/7/24)	19- at Baylor (3/3/24)
3FGM		
3FGA		
FTM	10 - vs SIUE (11/22/24)	10- vs SIUE (11/22/24)
FTA	13 - vs SIUE (11/22/24)	13- vs SIUE (11/22/24)
Min.	36 - vs Marquette (11/7/24)	44 - vs Cincinnati (2/25/23)

Career Stats

				Field Goals		3-Point		F-Throws		Rebounds									Scoring	
SEASON	TEAM	GP-GS	MIN/AVG	FG-FGA	FG%	3FG-3FGA	3FG%	FT-FTA	FT%	OFF	DEF	TOT	AVG	PF-FO	A	TO	BLK	STL	PTS	AVG
2020-21	Baylor	30-0	308/10.3	66-104	.635	0-0	.000	17-27	.630	25	36	61	2.0	40-0	5	26	10	4	149	5.0
2021-22	LS	27-3	373/13.8	50-104	.481	0-0	.000	19-29	.655	24	49	73	2.7	35-0	14	28	20	6	119	4.4
2023-24	OSU	21-20	512/24.4	131-232	.565	0-0	.000	39-49	.796	18	68	86	4.1	54-2	8	40	18	13	301	14.3
2024-25	UCF	14-11	397/28.4	72-133	.541	0-0	.000	35-49	.714	26	69	95	6.8	36-2	15	30	6	7	179	12.8
TOTAL FOR UCF		**14-11**	**397/28.4**	**72-133**	**.541**	**0-0**	**.000**	**35-49**	**.714**	**26**	**69**	**95**	**6.8**	**36-2**	**15**	**30**	**6**	**7**	**179**	**12.8**
TOTAL		**92-34**	**1590/17.3**	**319-573**	**.557**	**0-0**	**.000**	**110-154**	**.714**	**93**	**222**	**315**	**3.4**	**165-4**	**42**	**124**	**54**	**30**	**748**	**8.1**

#22 ADEANG RING

FRESHMAN | FORWARD

6-5 | Sydney, Australia | Bella Vista College Prep

HIGH SCHOOL
- Grind Session World Champion 2023
- All-Grind Session First Team 2023
- Grind Session most improved player 2023
- All-Grind Session First Team 2024
- All-Grind Session Defensive Team 2024
- No. 2 ranked player in Arizona on Prep Hoops
- Nike Tournament of Champions Champs 2024
- Nike TOC All-Tournament Team 2024

PERSONAL
- Majoring in business
- Has eight siblings
- Born September 12

2024-25 GAME-BY-GAME

				Total		3-Pointers		Free throws		Rebounds										
Opponent	Date	GS	MIN	FG-FGA	PCT	3FG-3FGA	PCT	FT-FTA	PCT	OFF	DEF	TOT	AVG	PF	A	TO	BLK	STL	PTS	AVG
Iona	11/05/2024		09:20	1-2	.500	0-0	.000	2-4	.500	1	0	1	1.0	1	0	1	1	0	4	4.0
Marquette	11/07/2024		01:18	0-0	.000	0-0	.000	0-0	.000	0	1	1	1.0	0	0	0	0	0	0	2.0
Stetson	11/16/2024		09:03	1-1	1.000	0-0	.000	1-2	.500	1	1	2	1.3	0	0	1	1	1	3	2.3
North Florida	11/19/2024		05:21	1-2	.500	0-0	.000	0-0	.000	0	0	0	1.0	2	0	0	1	1	2	2.3
Florida A&M	11/24/2024		03:03	0-0	.000	0-0	.000	0-0	.000	0	0	0	0.8	1	0	0	0	0	0	1.8
vs Montana St.	11/29/2024		00:14	0-0	.000	0-0	.000	0-0	.000	0	0	0	0.7	0	0	0	0	0	0	1.5
TCU	12/21/2024		08:52	0-1	.000	0-0	.000	0-0	.000	0	1	1	0.7	0	0	0	1	0	0	1.3
Cincinnati	01/11/2025		05:27	1-2	.500	0-0	.000	0-0	.000	0	0	0	0.6	0	0	0	0	0	2	1.4
Totals		**0**	**42:38**	**4-8**	**.500**	**0-0**	**.000**	**3-6**	**.500**	**2**	**3**	**5**	**0.6**	**4**	**0**	**2**	**4**	**2**	**11**	**1.4**

SINGLE GAME HIGHS

	Season	*Career*
Pts.	4 - vs Iona (11/5/24)	
Reb.	2 - vs Stetson (11/16/24)	
Ast.		
Stls.	1 - vs North Florida (11/19/24)	
Blk.	1 - vs North Florida (11/19/24)	
FGM	1 - vs North Florida (11/19/24)	
FGA	2 - vs North Florida (11/19/24)	
3FGM		
3FGA		
FTM	2 - vs Iona (11/5/24)	
FTA	4 - vs Iona (11/5/24)	
Min.	9 - vs Iona (11/5/24)	

Career Stats

				Field Goals		3-Point		F-Throws		Rebounds									Scoring	
SEASON	TEAM	GP-GS	MIN/AVG	FG-FGA	FG%	3FG-3FGA	3FG%	FT-FTA	FT%	OFF	DEF	TOT	AVG	PF-FO	A	TO	BLK	STL	PTS	AVG
2024-25	UCF	8-0	43/5.3	4-8	.500	0-0	.000	3-6	.500	2	3	5	0.6	4-0	0	2	4	2	11	1.4
TOTAL		**8-0**	**43/5.3**	**4-8**	**.500**	**0-0**	**.000**	**3-6**	**.500**	**2**	**3**	**5**	**0.6**	**4-0**	**0**	**2**	**4**	**2**	**11**	**1.4**

#23 AREK ANGUI

FRESHMAN | CENTER

6-8 | Juba, South Sudan | Greenforest HS

HIGH SCHOOL:

- Helped lead Greenforest to the Division 2 Girls' State Championship
- Averaged 20 points her senior year of high school
- Started playing basketball June 30, 2022

PERSONAL

- Daughter of Manoon Macham and Arop Kur Mayar
- Born October 22

2024-25 GAME-BY-GAME

				Total		3-Pointers		Free throws		Rebounds										
Opponent	Date	GS	MIN	FG-FGA	PCT	3FG-3FGA	PCT	FT-FTA	PCT	OFF	DEF	TOT	AVG	PF	A	TO	BLK	STL	PTS	AVG
Iona	11/05/2024		07:01	1-3	.333	0-0	.000	1-2	.500	1	0	1	1.0	2	0	0	0	0	3	3.0
TCU	12/21/2024		10:00	1-2	.500	0-0	.000	0-0	.000	2	0	2	1.5	1	0	1	0	0	2	2.5
Totals		**0**	**17:01**	**2-5**	**.400**	**0-0**	**.000**	**1-2**	**.500**	**3**	**0**	**3**	**1.5**	**3**	**0**	**1**	**0**	**0**	**5**	**2.5**

SINGLE GAME HIGHS

	Season	*Career*
Pts.	3 - vs Iona (11/5/24)	
Reb.	2 - vs TCU (12/21/24)	
Ast.		
Stls.		
Blk.		
FGM	1 - vs TCU (12/21/24)	
FGA	3 - vs Iona (11/5/24)	
3FGM		
3FGA		
FTM	1 - vs Iona (11/5/24)	
FTA	2 - vs Iona (11/5/24)	
Min.	7 - vs Iona (11/5/24)	

Career Stats

				Field Goals		3-Point		F-Throws		Rebounds									Scoring	
SEASON	TEAM	GP-GS	MIN/AVG	FG-FGA	FG%	3FG-3FGA	3FG%	FT-FTA	FT%	OFF	DEF	TOT	AVG	PF-FO	A	TO	BLK	STL	PTS	AVG
2024-25	UCF	2-0	17/8.5	2-5	.400	0-0	.000	1-2	.500	3	0	3	1.5	3-0	0	1	0	0	5	2.5
TOTAL		**2-0**	**17/8.5**	**2-5**	**.400**	**0-0**	**.000**	**1-2**	**.500**	**3**	**0**	**3**	**1.5**	**3-0**	**0**	**1**	**0**	**0**	**5**	**2.5**

#24 ALLY STEDMAN

SENIOR | GUARD

5-9 | Phoenix, Ariz. | Pepperdine / Miami (FL)

JUNIOR AT MIAMI (2023-24)
- Made her Miami debut in the season-opening win against JU, scoring six points
- Made a pair of three-pointers at No. 20/21 UNC Jan. 25
- Sunk three three-pointers and scored 11 against No. 10/13 Baylor Dec. 16
- Dished out four assists in a rout of Alabama State Dec. 28

SOPHOMORE AT PEPPERDINE (2022-23)
- Started 18 games as a sophomore
- Averaged 15.6 points, 3.3 rebounds and 2.1 assists
- Scored in double-digits in 18 of 19 games played
- Totaled 20-plus points on five occasions
- Led the Waves in scoring (15.6) and ranked second in total steals (33)
- Scored a season-high 24 points against UC Riverside (12/11)
- Recorded three-plus steals five times and three-plus assists seven times
- Finished the season seventh in the WCC in scoring and fourth in the league in steals per game
- Missed 11 games due to injury

2024-25 GAME-BY-GAME

				Total		3-Pointers		Free throws		Rebounds										
Opponent	Date	GS	MIN	FG-FGA	PCT	3FG-3FGA	PCT	FT-FTA	PCT	OFF	DEF	TOT	AVG	PF	A	TO	BLK	STL	PTS	AVG
Iona	11/05/2024	*	18:50	0-3	.000	0-1	.000	2-2	1.000	0	0	0	0.0	0	1	0	0	2	2	2.0
Marquette	11/07/2024	*	20:09	1-4	.250	1-3	.333	0-0	.000	1	1	2	1.0	1	1	1	0	2	3	2.5
Stetson	11/16/2024	*	30:25	4-9	.444	2-6	.333	0-0	.000	2	0	2	1.3	1	1	1	1	1	10	5.0
North Florida	11/19/2024	*	22:39	1-5	.200	0-1	.000	0-0	.000	0	3	3	1.8	1	4	1	1	1	2	4.3
SIUE	11/22/2024	*	12:34	0-4	.000	0-1	.000	0-0	.000	0	1	1	1.6	2	1	1	0	2	0	3.4
at UNLV	11/27/2024		08:00	2-3	.667	0-1	.000	0-0	.000	0	1	1	1.5	0	1	0	1	1	4	3.5
vs Montana St.	11/29/2024		09:33	1-2	.500	1-2	.500	0-0	.000	0	0	0	1.3	1	0	1	0	0	3	3.4
at Texas Southern	12/07/2024		09:27	0-2	.000	0-2	.000	0-0	.000	0	0	0	1.1	0	0	1	0	0	0	3.0
High Point	12/17/2024	*	32:34	3-10	.300	1-5	.200	0-0	.000	0	1	1	1.1	3	4	3	0	1	7	3.4
TCU	12/21/2024	*	22:17	0-4	.000	0-1	.000	0-0	.000	0	1	1	1.1	0	2	0	0	0	0	3.1
at West Virginia	01/01/2025		21:10	1-4	.250	0-1	.000	0-0	.000	0	0	0	1.0	2	4	1	0	2	2	3.0
Arizona	01/04/2025	*	27:35	2-8	.250	1-2	.500	0-0	.000	0	1	1	1.0	2	0	2	0	0	5	3.2
at Colorado	01/08/2025	*	33:59	6-10	.600	5-8	.625	2-2	1.000	0	1	1	1.0	1	1	1	0	3	19	4.4
Cincinnati	01/11/2025	*	25:45	3-6	.500	1-1	1.000	0-0	.000	0	2	2	1.1	4	1	2	1	2	7	4.6
Totals		**10**	**294:57**	**24-74**	**.324**	**12-35**	**.343**	**4-4**	**1.000**	**3**	**12**	**15**	**1.1**	**18**	**21**	**15**	**4**	**17**	**64**	**4.6**

SINGLE GAME HIGHS

	Season	*Career*
Pts.	10 - vs Stetson (11/16/24)	28 - at UCLA (11/10/21)
Reb.	3 - vs North Florida (11/19/24)	6 - vs CSU Bakersfield (12/7/22)
Ast.	4 - vs North Florida (11/19/24)	6 - at Cal St. Fullerton (11/28/22)
Stls.	2 - at West Virginia (1/1/25)	6 - at Saint Mary's (CA) (1/15/22)
Blk.	1 - at UNLV (11/27/24)	3 - vs UC Riverside (12/11/22)
FGM	4 - vs Stetson (11/16/24)	10 - vs UC Riverside (12/11/22)
FGA	10 - vs High Point (12/17/24)	24 - vs Gonzaga (12/29/22)
3FGM	2 - vs Stetson (11/16/24)	8 - at UCLA (11/10/21)
3FGA	6 - vs Stetson (11/16/24)	13 - vs Gonzaga (12/29/22)
FTM	2 - vs Iona (11/5/24)	7 - vs Portland St. (12/3/22)
FTA	2 - vs Iona (11/5/24)	8 - vs Portland St. (12/3/22)
Min.	32 - vs High Point (12/17/24)	42 - at BYU (2/9/23)

Career Stats

				Field Goals		3-Point		F-Throws		Rebounds									Scoring	
SEASON	TEAM	GP-GS	MIN/AVG	FG-FGA	FG%	3FG-3FGA	3FG%	FT-FTA	FT%	OFF	DEF	TOT	AVG	PF-FO	A	TO	BLK	STL	PTS	AVG
2021-22	PEP	24-23	751/31.3	105-294	.357	32-127	.252	22-31	.710	16	44	60	2.5	66-3	37	71	2	31	264	11.0
2022-23	PEP	19-18	630/33.1	113-299	.378	48-139	.345	22-27	.815	9	54	63	3.3	51-1	40	67	8	34	296	15.6
2023-24	UM	26-1	262/10.1	21-80	.263	13-59	.220	3-6	.500	1	16	17	0.7	28-0	11	14	2	11	58	2.2
2024-25	UCF	14-10	295/21.1	24-74	.324	12-35	.343	4-4	1.000	3	12	15	1.1	18-0	21	15	4	17	64	4.6
TOTAL FOR UCF		**14-10**	**295/21.1**	**24-74**	**.324**	**12-35**	**.343**	**4-4**	**1.000**	**3**	**12**	**15**	**1.1**	**18-0**	**21**	**15**	**4**	**17**	**64**	**4.6**
TOTAL		**83-52**	**1938/23.3**	**263-747**	**.352**	**105-360**	**.292**	**51-68**	**.750**	**29**	**126**	**155**	**1.9**	**163-4**	**109**	**167**	**16**	**93**	**682**	**8.2**

#33 MAHOGANY CHANDLER-ROBERTS

FRESHMAN | FORWARD

6-2 | Portland, Ore. | Benson Tech HS

HIGH SCHOOL

- One of the top recruits in the state of Oregon
- Averaged 16.7 points and 8.7 rebounds
- McDonald's All-American nominee
- Three-time Portland Interscholastic League Player of the Year
- Three-time First Team All-State

PERSONAL

- Born September 21
- Daughter of Danielle Solomon and Shawn Chandler-Roberts
- Majoring in business

2024-25 GAME-BY-GAME

				Total		3-Pointers		Free throws		Rebounds										
Opponent	Date	GS	MIN	FG-FGA	PCT	3FG-3FGA	PCT	FT-FTA	PCT	OFF	DEF	TOT	AVG	PF	A	TO	BLK	STL	PTS	AVG
Iona	11/05/2024		09:22	2-4	.500	0-0	.000	0-0	.000	4	1	5	5.0	1	0	1	0	0	4	4.0
Stetson	11/16/2024		15:55	2-3	.667	0-0	.000	1-1	1.000	1	0	1	3.0	0	1	1	0	0	5	4.5
North Florida	11/19/2024		15:05	2-4	.500	0-0	.000	0-0	.000	0	2	2	2.7	0	0	0	0	0	4	4.3
SIUE	11/22/2024		06:51	1-2	.500	0-0	.000	0-0	.000	1	1	2	2.5	0	1	0	0	1	2	3.8
Florida A&M	11/24/2024		08:11	0-0	.000	0-0	.000	0-0	.000	0	0	0	2.0	1	0	0	0	0	0	3.0
at UNLV	11/27/2024		05:58	1-1	1.000	0-0	.000	0-2	.000	0	0	0	1.7	3	0	0	0	1	2	2.8
vs Montana St.	11/29/2024		09:25	1-1	1.000	0-0	.000	0-0	.000	1	3	4	2.0	2	0	0	0	0	2	2.7
at Texas Southern	12/07/2024		08:26	1-3	.333	0-0	.000	0-0	.000	1	1	2	2.0	1	0	0	0	0	2	2.6
High Point	12/17/2024		11:50	1-2	.500	0-1	.000	0-0	.000	2	3	5	2.3	0	0	0	0	0	2	2.6
TCU	12/21/2024	*	10:54	0-1	.000	0-0	.000	0-0	.000	0	0	0	2.1	3	0	1	0	0	0	2.3
at West Virginia	01/01/2025		02:40	0-1	.000	0-0	.000	0-0	.000	0	0	0	1.9	0	0	0	0	0	0	2.1
Arizona	01/04/2025		09:26	0-1	.000	0-0	.000	0-0	.000	0	0	0	1.8	0	0	1	0	1	0	1.9
at Colorado	01/08/2025		07:52	0-0	.000	0-0	.000	0-0	.000	0	1	1	1.7	0	0	1	0	1	0	1.8
Cincinnati	01/11/2025		03:18	0-3	.000	0-0	.000	0-0	.000	1	1	2	1.7	0	0	0	0	0	0	1.6
Totals		**1**	**125:13**	**11-26**	**.423**	**0-1**	**.000**	**1-3**	**.333**	**11**	**13**	**24**	**1.7**	**11**	**2**	**5**	**0**	**4**	**23**	**1.6**

SINGLE GAME HIGHS

	Season	*Career*
Pts.	5 - vs Stetson (11/16/24)	
Reb.	5 - vs High Point (12/17/24)	
Ast.	1 - vs SIUE (11/22/24)	
Stls.	1 - vs Arizona (1/4/25)	
Blk.		
FGM	2 - vs North Florida (11/19/24)	
FGA	4 - vs North Florida (11/19/24)	
3FGM		
3FGA	1 - vs High Point (12/17/24)	
FTM	1 - vs Stetson (11/16/24)	
FTA	2 - at UNLV (11/27/24)	
Min.	15 - vs Stetson (11/16/24)	

Career Stats

				Field Goals		3-Point		F-Throws		Rebounds									Scoring	
SEASON	TEAM	GP-GS	MIN/AVG	FG-FGA	FG%	3FG-3FGA	3FG%	FT-FTA	FT%	OFF	DEF	TOT	AVG	PF-FO	A	TO	BLK	STL	PTS	AVG
2024-25	UCF	14-1	125/8.9	11-26	.423	0-1	.000	1-3	.333	11	13	24	1.7	11-0	2	5	0	4	23	1.6
TOTAL		**14-1**	**125/8.9**	**11-26**	**.423**	**0-1**	**.000**	**1-3**	**.333**	**11**	**13**	**24**	**1.7**	**11-0**	**2**	**5**	**0**	**4**	**23**	**1.6**

#35 KHYALA NGODU

SOPHOMORE | CENTER

6-3 | Fort Lauderdale, Fla. | Dillard HS

FRESHMAN (2023-24)

- Started in 28 games, earning the starting nod 15 times
- Tallied a career-high 25 points against Houston (1/27) and her first double-double with 12 rebounds
- Recorded a perfect shooting game going 2-2 from the field and 4-4 from the free-throw line against Oklahoma State adding four rebounds (1/3)
- Pulled down a career-high 13 boards against Cincinnati (2/7)
- Led the team with 5.9 rebounds per game and second with 16 blocks

HIGH SCHOOL

- Averaged a double-double as a senior with 14.4 points and 12.1 rebounds at Dillard High School along with an identical stat line of 1.8 steals and blocks per game
- Accumulated 575 rebounds and 675 points
- 2021 Boo Williams Holiday tournament MVP
- Ranked No. 7 player in the state of Florida

2024-25 GAME-BY-GAME

				Total		3-Pointers		Free throws		Rebounds										
Opponent	Date	GS	MIN	FG-FGA	PCT	3FG-3FGA	PCT	FT-FTA	PCT	OFF	DEF	TOT	AVG	PF	A	TO	BLK	STL	PTS	AVG
Iona	11/05/2024		10:17	1-3	.333	0-0	.000	0-0	.000	1	2	3	3.0	0	0	0	0	1	2	2.0
Marquette	11/07/2024		12:12	1-2	.500	0-0	.000	2-2	1.000	0	2	2	2.5	1	0	1	0	0	4	3.0
Stetson	11/16/2024		13:08	2-4	.500	0-0	.000	0-0	.000	1	5	6	3.7	0	0	0	0	1	4	3.3
North Florida	11/19/2024		11:42	2-2	1.000	0-0	.000	3-4	.750	1	2	3	3.5	1	0	0	0	0	7	4.3
SIUE	11/22/2024		06:09	0-1	.000	0-0	.000	0-0	.000	0	0	0	2.8	0	0	0	0	0	0	3.4
Florida A&M	11/24/2024		15:15	0-0	.000	0-0	.000	5-6	.833	1	5	6	3.3	2	2	0	1	0	5	3.7
at UNLV	11/27/2024		16:18	2-4	.500	0-0	.000	2-6	.333	3	1	4	3.4	1	2	0	1	0	6	4.0
vs Montana St.	11/29/2024	*	14:21	1-3	.333	0-0	.000	1-2	.500	3	4	7	3.9	1	0	2	1	0	3	3.9
at Texas Southern	12/07/2024		04:42	1-1	1.000	0-0	.000	0-3	.000	3	0	3	3.8	1	1	1	0	0	2	3.7
High Point	12/17/2024	*	33:59	10-12	.833	0-0	.000	2-3	.667	3	9	12	4.6	3	5	4	1	1	22	5.5
TCU	12/21/2024	*	25:41	2-5	.400	0-0	.000	3-5	.600	2	2	4	4.5	0	1	1	0	2	7	5.6
at West Virginia	01/01/2025	*	24:06	6-10	.600	0-0	.000	2-3	.667	2	5	7	4.8	2	1	2	0	2	14	6.3
Arizona	01/04/2025		18:57	2-7	.286	0-0	.000	2-2	1.000	3	3	6	4.8	2	0	2	1	2	6	6.3
at Colorado	01/08/2025	*	08:00	0-0	.000	0-0	.000	0-0	.000	1	1	2	4.6	2	0	2	0	0	0	5.9
Cincinnati	01/11/2025	*	21:52	1-4	.250	0-0	.000	4-6	.667	2	5	7	4.8	2	0	0	0	1	6	5.9
Totals		**6**	**236:39**	**31-58**	**.534**	**0-0**	**.000**	**26-42**	**.619**	**26**	**46**	**72**	**4.8**	**18**	**12**	**15**	**5**	**10**	**88**	**5.9**

SINGLE GAME HIGHS

	Season	*Career*
Pts.	22 - vs High Point (12/17/24)	25 - vs Houston (1/27/24)
Reb.	12 - vs High Point (12/17/24)	13 - vs Cincinnati (2/7/24)
Ast.	5 - vs High Point (12/17/24)	3 - vs Jackson St. (11/23/23)
Stls.	2 - vs Arizona (1/4/25)	4 - at Oklahoma State (2/21/24)
Blk.	1 - vs Arizona (1/4/25)	3 - vs Houston (1/27/24)
FGM	10 - vs High Point (12/17/24)	10 - vs Houston (1/27/24)
FGA	12 - vs High Point (12/17/24)	12 - vs Houston (1/27/24)
3FGM		
3FGA		
FTM	5 - vs Florida A&M (11/24/24)	5 - vs Houston (1/27/24)
FTA	6 - at UNLV (11/27/24)	7 - vs Houston (1/27/24)
Min.	33 - vs High Point (12/17/24)	39 - vs Houston (1/27/24)

Career Stats

				Field Goals		3-Point		F-Throws		Rebounds									Scoring	
SEASON	TEAM	GP-GS	MIN/AVG	FG-FGA	FG%	3FG-3FGA	3FG%	FT-FTA	FT%	OFF	DEF	TOT	AVG	PF-FO	A	TO	BLK	STL	PTS	AVG
2023-24	UCF	28-15	546/19.5	69-132	.523	0-0	.000	32-46	.696	48	116	164	5.9	59-3	18	36	16	23	170	6.1
2024-25	UCF	15-6	237/15.8	31-58	.534	0-0	.000	26-42	.619	26	46	72	4.8	18-0	12	15	5	10	88	5.9
TOTAL		**43-21**	**783/18.2**	**100-190**	**.526**	**0-0**	**.000**	**58-88**	**.659**	**74**	**162**	**236**	**5.5**	**77-3**	**30**	**51**	**21**	**33**	**258**	**6.0**

GAME-BY-GAME LEADERS

Opponent	Points	Rebounds	Assists
Iona	22 - Peterson	13 - Akot	2 - 2 tied
Marquette	18 - Rodriguez	12 - Gusters	4 - 2 tied
Stetson	19 - Akot	11 - Akot	5 - 2 tied
North Florida	23- Peterson	11 - Gusters	5 - Brown
SIUE	35- Peterson	10- Gusters	4- Akot
Florida A&M	22 - Gusters	11 - Gusters	5 - Akot
at UNLV	18 - Gusters	12- Akot	3 - Brown
vs Montana State	21 - Peterson	12- Rodriguez	6 - Brown
Texas Southern	39 - Peterson	14 - Akot	7 - Brown & Peterson
High Point	22 - Ngodu	12 - Ngodu	5 - Ngodu & Rodriguez
TCU	17 - Rodriguez	6 - Rodriguez	2 - Akot & Stedman
at West Virginia	14 - Ngodu	7 - Ngodu	4 - Stedman
Arizona	17 - Peterson	6 - 3 tied	6 - Brown
at Colorado	24 - Peterson	6 - Rodriguez	4 - Castagne
Cincinnati			
at TCU			
Oklahoma St.			
at Iowa St.			
Baylor			
Houston			
at BYU			
at Utah			
Arizona St.			
at Kansas State			
at Kansas			
Texas Tech			
Iowa State			
at Houston			

STARTING LINEUPS

Opponent	Guard	Guard	Guard	Guard/Center	Forward/Guard
Iona	Brown	Peterson	Stedman	Gusters	Akot
Marquette	Brown	Peterson	Stedman	Gusters	Akot
Stetson	Brown	Rodriguez	Stedman	Gusters	Akot
North Florida	Peterson	Rodriguez	Stedman	Gusters	Akot
SIUE	Brown	Peterson	Stedman	Gusters	Akot
Florida A&M	Brown	Peterson	Rodriguez	Gusters	Akot
at UNLV	Brown	Peterson	Rodriguez	Gusters	Akot
vs Montana State	Brown	Peterson	Rodriguez	Gusters	Ngodu
Texas Southern	Brown	Peterson	Rodriguez	Gusters	Akot
High Point	Brown	Stedman	Rodriguez	Gusters	Ngodu
TCU	Brown	Stedman	Rodriguez	Chandler-Roberts	Ngodu
at West Virginia	Brown	Peterson	Rodriguez	Gusters	Akot
Arizona	Brown	Peterson	Rodriguez	Gusters	Stedman
at Colorado	Brown	Peterson	Rodriguez	Ngodu	Stedman
Cincinnati	Brown	Peterson	Rodriguez	Ngodu	Stedman
at TCU					
Oklahoma St.					
at Iowa St.					
Baylor					
Houston					
at BYU					
at Utah					
Arizona St.					
at Kansas State					
at Kansas					
Texas Tech					
Iowa State					
at Houston					

RECORD BY LINEUP

Guard	Guard	Guard	Guard/Center	Forward	Record
Brown	Peterson	Stedman	Gusters	Akot	2-0
Brown	Rodriguez	Stedman	Gusters	Akot	1-0
Peterson	Rodriguez	Stedman	Gusters	Akot	1-0
Brown	Peterson	Rodriguez	Gusters	Akot	3-2
Brown	Peterson	Rodriguez	Gusters	Ngodu	0-1
Brown	Stedman	Rodriguez	Gusters	Ngodu	0-1
Brown	Stedman	Rodriguez	Chandler-Roberts	Ngodu	0-1
Brown	Peterson	Rodriguez	Gusters	Stedman	0-3

UCF IN THE LAST FIVE GAMES

Record	Overall	Home	Away	Neutral
ALL GAMES	1-4	0-3	1-1	0-0
CONFERENCE	0-3	0-2	0-1	0-0
NON-CONFERENCE	1-1	0-1	1-0	0-0

Team Box Score

No.	Player				Total		3-Point		F-Throw		Rebounds											
		GP-GS	MIN	AVG	FG-FGA	FG%	3FG-3FGA	3FG%	FT-FTA	FT%	OFF	DEF	TOT	AVG	PF	DQ	A	TO	BLK	STL	PTS	AVG
3	PETERSON, Kaitlin	3-3	112:37	37.5	24-59	.407	8-23	.348	13-15	.867	1	4	5	1.7	8	0	8	10	0	6	69	23.0
21	GUSTERS, Hannah	4-3	116:24	29.1	18-34	.529	0-0	.000	8-11	.727	3	11	14	3.5	9	1	6	4	1	1	44	11.0
12	RODRIGUEZ, Emely	5-5	141:14	28.2	21-59	.356	2-6	.333	9-10	.900	6	15	21	4.2	14	0	6	14	2	6	53	10.6
35	NGODU, Khyala	5-3	107:25	21.5	21-35	.600	0-0	.000	9-16	.563	13	19	32	6.4	8	0	8	10	2	7	51	10.2
8	BROWN, Nevaeh	5-5	163:12	32.6	15-39	.385	2-7	.286	7-12	.583	4	13	17	3.4	9	0	19	19	0	9	39	7.8
11	AKOT, Achol	4-2	79:47	19.9	7-15	.467	0-0	.000	5-8	.625	11	14	25	6.3	14	2	5	15	3	3	19	4.8
13	YANCY, Summer	5-0	89:03	17.8	6-13	.462	1-4	.250	3-4	.750	4	9	13	2.6	9	0	2	8	1	4	16	3.2
24	STEDMAN, Ally	5-3	113:03	22.6	6-28	.214	2-11	.182	0-0	.000	0	3	3	0.6	7	0	10	7	0	3	14	2.8
23	ANGUI, Arek	1-0	10:00	10.0	1-2	.500	0-0	.000	0-0	.000	2	0	2	2.0	1	0	0	1	0	0	2	2.0
4	CASTAGNE, Lucie	4-0	15:07	3.8	2-2	1.000	1-1	1.000	0-0	.000	0	1	1	0.3	3	0	1	1	0	0	5	1.3
33	CHANDLER-ROBERTS, Mahogany	5-1	43:16	8.7	2-8	.250	0-1	.000	0-0	.000	3	4	7	1.4	4	0	0	2	0	1	4	0.8
22	RING, Adeang	1-0	08:52	8.9	0-1	.000	0-0	.000	0-0	.000	0	1	1	1.0	0	0	0	0	1	0	0	0.0
Team											14	8	22					3				
Total		**5**	**1000**		**123-295**	**.417**	**16-53**	**.302**	**54-76**	**.711**	**61**	**102**	**163**	**32.6**	**86**	**3**	**65**	**94**	**10**	**40**	**316**	**63.2**
Opponents		**5**	**1000**		**140-293**	**.478**	**50-137**	**.365**	**68-92**	**.739**	**56**	**113**	**169**	**33.8**	**79**	**1**	**81**	**81**	**25**	**47**	**398**	**79.6**

Score by Periods

Team	1st	2nd	3rd	4th	OT	TOT
UCF	75	67	95	79	0	316
Opponents	122	115	77	84	0	398

UCF AT HOME...

Game Records

Record	Overall	Home	Away	Neutral
ALL GAMES	6-4	6-4	0-0	0-0
CONFERENCE	0-3	0-3	0-0	0-0
NON-CONFERENCE	6-1	6-1	0-0	0-0

Team Box Score

No.	Player				Total		3-Point		F-Throw		Rebounds											
		GP-GS	MIN	AVG	FG-FGA	FG%	3FG-3FGA	3FG%	FT-FTA	FT%	OFF	DEF	TOT	AVG	PF	DQ	A	TO	BLK	STL	PTS	AVG
3	PETERSON, Kaitlin	7-7	241:15	34.5	49-115	.426	12-41	.293	33-44	.750	4	14	18	2.6	14	0	12	25	0	21	143	20.4
21	GUSTERS, Hannah	9-8	240:28	26.7	45-81	.556	0-0	.000	21-31	.677	17	50	67	7.4	18	0	11	21	4	7	111	12.3
12	RODRIGUEZ, Emely	10-7	243:30	24.3	41-102	.402	6-17	.353	33-46	.717	19	36	55	5.5	22	0	15	30	4	12	121	12.1
11	AKOT, Achol	9-6	205:34	22.8	31-57	.544	1-1	1.000	6-8	.750	23	35	58	6.4	28	2	22	20	8	7	69	7.7
35	NGODU, Khyala	10-3	169:12	16.9	21-40	.525	0-0	.000	21-28	.750	14	35	49	4.9	11	0	8	8	3	8	63	6.3
13	YANCY, Summer	9-0	163:22	18.2	19-34	.559	6-15	.400	9-14	.643	10	18	28	3.1	11	0	6	14	6	4	53	5.9
8	BROWN, Nevaeh	10-9	284:16	28.4	20-60	.333	4-15	.267	5-14	.357	6	22	28	2.8	16	0	32	26	1	11	49	4.9
24	STEDMAN, Ally	9-9	212:48	23.6	14-53	.264	6-21	.286	2-2	1.000	3	10	13	1.4	14	0	15	11	3	11	36	4.0
23	ANGUI, Arek	2-0	17:01	8.5	2-5	.400	0-0	.000	1-2	.500	3	0	3	1.5	3	0	0	1	0	0	5	2.5
33	CHANDLER-ROBERTS, Mahogany	9-1	90:52	10.1	8-20	.400	0-1	.000	1-1	1.000	9	8	17	1.9	5	0	2	4	0	2	17	1.9
22	RING, Adeang	7-0	42:24	6.1	4-8	.500	0-0	.000	3-6	.500	2	3	5	0.7	4	0	0	2	4	2	11	1.6
4	CASTAGNE, Lucie	10-0	89:19	8.9	4-8	.500	2-5	.400	0-0	.000	0	6	6	0.6	6	0	11	9	0	8	10	1.0
Team											26	20	46					8				
Total		**10**	**2000**		**258-583**	**.443**	**37-116**	**.319**	**135-196**	**.689**	**136**	**257**	**393**	**39.3**	**152**	**2**	**134**	**179**	**33**	**93**	**688**	**68.8**
Opponents		**10**	**2000**		**222-571**	**.389**	**80-251**	**.319**	**102-139**	**.734**	**101**	**213**	**314**	**31.4**	**188**	**6**	**131**	**187**	**32**	**71**	**626**	**62.6**

Score by Periods

Team	1st	2nd	3rd	4th	OT	TOT
UCF	166	165	184	173	0	688
Opponents	141	167	140	178	0	626

UCF ON THE ROAD...

Game Records

Record	Overall	Home	Away	Neutral
ALL GAMES	1-3	0-0	1-3	0-0
CONFERENCE	0-2	0-0	0-2	0-0
NON-CONFERENCE	1-1	0-0	1-1	0-0

Team Box Score

No.	Player				Total		3-Point		F-Throw		Rebounds											
		GP-GS	MIN	AVG	FG-FGA	FG%	3FG-3FGA	3FG%	FT-FTA	FT%	OFF	DEF	TOT	AVG	PF	DQ	A	TO	BLK	STL	PTS	AVG
3	PETERSON, Kaitlin	4-4	153:20	38.3	27-72	.375	9-26	.346	22-27	.815	1	5	6	1.5	6	0	9	8	0	8	85	21.3
21	GUSTERS, Hannah	4-2	121:04	30.3	19-39	.487	0-0	.000	11-15	.733	5	13	18	4.5	16	2	4	6	1	0	49	12.3
12	RODRIGUEZ, Emely	4-4	105:48	26.4	12-36	.333	0-2	.000	6-7	.857	6	9	15	3.8	10	0	0	9	3	6	30	7.5
8	BROWN, Nevaeh	4-4	112:39	28.2	8-23	.348	2-5	.400	9-12	.750	2	9	11	2.8	7	0	12	15	0	8	27	6.8
24	STEDMAN, Ally	4-1	72:37	18.2	9-19	.474	5-12	.417	2-2	1.000	0	2	2	0.5	3	0	6	3	1	6	25	6.3
11	AKOT, Achol	4-3	90:03	22.5	8-21	.381	0-2	.000	7-11	.636	15	20	35	8.8	10	0	6	15	4	5	23	5.8
35	NGODU, Khyala	4-2	53:07	13.3	9-15	.600	0-0	.000	4-12	.333	9	7	16	4.0	6	0	4	5	1	2	22	5.5
33	CHANDLER-ROBERTS, Mahogany	4-0	24:56	6.2	2-5	.400	0-0	.000	0-2	.000	1	2	3	0.8	4	0	0	1	0	2	4	1.0
4	CASTAGNE, Lucie	3-0	25:50	8.6	0-1	.000	0-0	.000	0-0	.000	0	5	5	1.7	1	0	4	3	0	0	0	0.0
13	YANCY, Summer	4-0	40:39	10.2	0-6	.000	0-3	.000	0-0	.000	0	8	8	2.0	5	0	3	5	0	3	0	0.0
Team											8	8	16					2				
Total		**4**	**800**		**94-237**	**.397**	**16-50**	**.320**	**61-88**	**.693**	**47**	**88**	**135**	**33.8**	**68**	**2**	**48**	**72**	**10**	**40**	**265**	**66.3**
Opponents		**4**	**800**		**117-242**	**.483**	**36-105**	**.343**	**49-69**	**.710**	**45**	**100**	**145**	**36.3**	**79**	**3**	**68**	**69**	**18**	**40**	**319**	**79.8**

Score by Periods

Team	1st	2nd	3rd	4th	OT	TOT
UCF	55	50	86	74	0	265
Opponents	109	76	61	73	0	319

UCF NEUTRAL GAMES...

Game Records

Record	Overall	Home	Away	Neutral
ALL GAMES	0-1	0-0	0-0	0-1
CONFERENCE	0-0	0-0	0-0	0-0
NON-CONFERENCE	0-1	0-0	0-0	0-1

Team Box Score

No.	Player				Total		3-Point		F-Throw		Rebounds											
		GP-GS	MIN	AVG	FG-FGA	FG%	3FG-3FGA	3FG%	FT-FTA	FT%	OFF	DEF	TOT	AVG	PF	DQ	A	TO	BLK	STL	PTS	AVG
3	PETERSON, Kaitlin	1-1	38:26	38.4	8-21	.381	1-10	.100	4-6	.667	0	0	0	0.0	3	0	3	2	0	3	21	21.0
21	GUSTERS, Hannah	1-1	35:51	35.9	8-13	.615	0-0	.000	3-3	1.000	4	6	10	10.0	2	0	0	3	1	0	19	19.0
12	RODRIGUEZ, Emely	1-1	26:51	26.9	5-14	.357	0-1	.000	2-3	.667	2	10	12	12.0	3	0	0	3	1	3	12	12.0
8	BROWN, Nevaeh	1-1	35:04	35.1	2-7	.286	0-1	.000	4-5	.800	1	2	3	3.0	1	0	6	4	0	0	8	8.0
24	STEDMAN, Ally	1-0	09:33	9.5	1-2	.500	1-2	.500	0-0	.000	0	0	0	0.0	1	0	0	1	0	0	3	3.0
35	NGODU, Khyala	1-1	14:21	14.4	1-3	.333	0-0	.000	1-2	.500	3	4	7	7.0	1	0	0	2	1	0	3	3.0
33	CHANDLER-ROBERTS, Mahogany	1-0	09:25	9.4	1-1	1.000	0-0	.000	0-0	.000	1	3	4	4.0	2	0	0	0	0	0	2	2.0
4	CASTAGNE, Lucie	1-0	03:23	3.4	0-0	.000	0-0	.000	0-0	.000	0	0	0	0.0	0	0	1	1	0	0	0	0.0
11	AKOT, Achol	1-0	19:48	19.8	0-2	.000	0-0	.000	0-0	.000	2	4	6	6.0	5	1	2	0	0	1	0	0.0
13	YANCY, Summer	1-0	07:04	7.1	0-1	.000	0-1	.000	0-0	.000	0	0	0	0.0	1	0	0	0	0	0	0	0.0
22	RING, Adeang	1-0	00:14	0.2	0-0	.000	0-0	.000	0-0	.000	0	0	0	0.0	0	0	0	0	0	0	0	0.0
Team											1	2	3									
Total		**1**	**200**		**26-64**	**.406**	**2-15**	**.133**	**14-19**	**.737**	**14**	**31**	**45**	**45.0**	**19**	**1**	**12**	**16**	**3**	**7**	**68**	**68.0**
Opponents		**1**	**200**		**24-71**	**.338**	**11-34**	**.324**	**17-23**	**.739**	**17**	**25**	**42**	**42.0**	**16**	**0**	**18**	**10**	**5**	**10**	**76**	**76.0**

Score by Periods

Team	1st	2nd	3rd	4th	OT	TOT
UCF	10	22	16	20	0	68
Opponents	26	20	15	15	0	76

TEAM GAME HIGHS

UCF - Game Highs

POINTS	93		at Texas Southern (12/07/2024)
	89		Stetson (11/16/2024)
	82		North Florida (11/19/2024)
	81		SIUE (11/22/2024)
	80		Florida A&M (11/24/2024)
FIELD GOALS MADE	36		Stetson (11/16/2024)
	35		at Texas Southern (12/07/2024)
FIELD GOAL ATTEMPTS	73		Stetson (11/16/2024)
	69		at UNLV (11/27/2024)
FIELD GOAL PERCENTAGE	.530	(35-66)	at Texas Southern (12/07/2024)
	.516	(33-64)	North Florida (11/19/2024)
3 PT FG MADE	6		at Colorado (01/08/2025)
	6		at Texas Southern (12/07/2024)
3 PT FG ATTEMPTS	19		at Colorado (01/08/2025)
	16		at Texas Southern (12/07/2024)
	16		Stetson (11/16/2024)
3 PT FG PERCENTAGE	.417	(5-12)	SIUE (11/22/2024)
	.417	(5-12)	Marquette (11/07/2024)
FREE THROWS MADE	26		at Colorado (01/08/2025)
	26		SIUE (11/22/2024)
FREE THROW ATTEMPTS	39		SIUE (11/22/2024)
	34		Florida A&M (11/24/2024)
FREE THROW PERCENTAGE	.857	(12-14)	Arizona (01/04/2025)
	.839	(26-31)	at Colorado (01/08/2025)
REBOUNDS	53		Iona (11/05/2024)
	48		Stetson (11/16/2024)
ASSISTS	21		at Texas Southern (12/07/2024)
	20		High Point (12/17/2024)
STEALS	17		at West Virginia (01/01/2025)
	13		Stetson (11/16/2024)
	13		Iona (11/05/2024)
BLOCKED SHOTS	6		Stetson (11/16/2024)
	5		SIUE (11/22/2024)
TURNOVERS	27		Marquette (11/07/2024)
	23		Arizona (01/04/2025)
	23		at West Virginia (01/01/2025)
FOULS	23		Cincinnati (01/11/2025)
	20		Arizona (01/04/2025)
	20		at West Virginia (01/01/2025)

OPPONENT TEAM GAME HIGHS

Opponent - Game Highs

POINTS	92		TCU (12/21/2024)
	87		at Texas Southern (12/07/2024)
	81		at Colorado (01/08/2025)
	80		at West Virginia (01/01/2025)
	76		vs Montana St. (N) (11/29/2024)
FIELD GOALS MADE	33		TCU (12/21/2024)
	31		at Texas Southern (12/07/2024)
FIELD GOAL ATTEMPTS	71		vs Montana St. (N) (11/29/2024)
	66		Stetson (11/16/2024)
FIELD GOAL PERCENTAGE	.532	(33-62)	TCU (12/21/2024)
	.518	(29-56)	at Colorado (01/08/2025)
3 PT FG MADE	12		High Point (12/17/2024)
	11		at Colorado (01/08/2025)
	11		TCU (12/21/2024)
	11		vs Montana St. (N) (11/29/2024)
	11		SIUE (11/22/2024)
3 PT FG ATTEMPTS	34		vs Montana St. (N) (11/29/2024)
	32		at Colorado (01/08/2025)
	32		North Florida (11/19/2024)
3 PT FG PERCENTAGE	.474	(9-19)	Arizona (01/04/2025)
	.467	(7-15)	at UNLV (11/27/2024)
FREE THROWS MADE	18		Cincinnati (01/11/2025)
	17		vs Montana St. (N) (11/29/2024)
FREE THROW ATTEMPTS	27		Cincinnati (01/11/2025)
	26		at Texas Southern (12/07/2024)
FREE THROW PERCENTAGE	1.000	(2-2)	Stetson (11/16/2024)
	.846	(11-13)	Marquette (11/07/2024)
REBOUNDS	45		at UNLV (11/27/2024)
	44		TCU (12/21/2024)
ASSISTS	23		at Colorado (01/08/2025)
	22		TCU (12/21/2024)
STEALS	13		at West Virginia (01/01/2025)
	11		Arizona (01/04/2025)
	11		at Texas Southern (12/07/2024)
	11		Marquette (11/07/2024)
BLOCKED SHOTS	8		TCU (12/21/2024)
	6		Arizona (01/04/2025)
	6		at Texas Southern (12/07/2024)
TURNOVERS	25		Iona (11/05/2024)
	23		at West Virginia (01/01/2025)
FOULS	31		SIUE (11/22/2024)
	28		Iona (11/05/2024)

TEAM GAME LOWS

UCF - Game Lows

POINTS	52		TCU (12/21/2024)
	52		at UNLV (11/27/2024)
	53		Arizona (01/04/2025)
	57		Marquette (11/07/2024)
	58		Cincinnati (01/11/2025)
	58		at West Virginia (01/01/2025)
FIELD GOALS MADE	15		at Colorado (01/08/2025)
	19		Arizona (01/04/2025)
	19		TCU (12/21/2024)
FIELD GOAL ATTEMPTS	46		at Colorado (01/08/2025)
	47		Marquette (11/07/2024)
FIELD GOAL PERCENTAGE	.290	(20-69)	at UNLV (11/27/2024)
	.306	(19-62)	Arizona (01/04/2025)
3 PT FG MADE	2		at West Virginia (01/01/2025)
	2		TCU (12/21/2024)
	2		vs Montana St. (N) (11/29/2024)
	2		at UNLV (11/27/2024)
	2		Iona (11/05/2024)
3 PT FG ATTEMPTS	5		at UNLV (11/27/2024)
	8		TCU (12/21/2024)
3 PT FG PERCENTAGE	.133	(2-15)	vs Montana St. (N) (11/29/2024)
	.200	(2-10)	at West Virginia (01/01/2025)
	.200	(2-10)	Iona (11/05/2024)
FREE THROWS MADE	5		High Point (12/17/2024)
	7		Cincinnati (01/11/2025)
FREE THROW ATTEMPTS	7		High Point (12/17/2024)
	12		Cincinnati (01/11/2025)
FREE THROW PERCENTAGE	.526	(10-19)	at UNLV (11/27/2024)
	.583	(7-12)	Cincinnati (01/11/2025)
REBOUNDS	21		TCU (12/21/2024)
	25		at West Virginia (01/01/2025)
ASSISTS	7		at Colorado (01/08/2025)
	7		Arizona (01/04/2025)
	7		TCU (12/21/2024)
	7		Iona (11/05/2024)
STEALS	4		TCU (12/21/2024)
	4		at Texas Southern (12/07/2024)
BLOCKED SHOTS	1		Arizona (01/04/2025)
	1		at Texas Southern (12/07/2024)
TURNOVERS	10		at UNLV (11/27/2024)
	13		TCU (12/21/2024)
FOULS	7		Stetson (11/16/2024)
	10		High Point (12/17/2024)

OPPONENT TEAM GAME LOWS

Opponent - Game Lows

POINTS	44		Iona (11/05/2024)
	50		Marquette (11/07/2024)
	53		North Florida (11/19/2024)
	55		Florida A&M (11/24/2024)
	58		Stetson (11/16/2024)
FIELD GOALS MADE	17		Iona (11/05/2024)
	18		Marquette (11/07/2024)
FIELD GOAL ATTEMPTS	49		Arizona (01/04/2025)
	54		High Point (12/17/2024)
	54		Iona (11/05/2024)
FIELD GOAL PERCENTAGE	.315	(17-54)	Iona (11/05/2024)
	.327	(18-55)	Marquette (11/07/2024)
3 PT FG MADE	3		Marquette (11/07/2024)
	5		Florida A&M (11/24/2024)
	5		Iona (11/05/2024)
3 PT FG ATTEMPTS	14		Florida A&M (11/24/2024)
	15		at UNLV (11/27/2024)
3 PT FG PERCENTAGE	.167	(3-18)	Marquette (11/07/2024)
	.179	(5-28)	Iona (11/05/2024)
FREE THROWS MADE	2		Stetson (11/16/2024)
	5		North Florida (11/19/2024)
	5		Iona (11/05/2024)
FREE THROW ATTEMPTS	2		Stetson (11/16/2024)
	7		North Florida (11/19/2024)
FREE THROW PERCENTAGE	.500	(5-10)	Iona (11/05/2024)
	.615	(16-26)	at Texas Southern (12/07/2024)
REBOUNDS	23		High Point (12/17/2024)
	25		North Florida (11/19/2024)
ASSISTS	6		Cincinnati (01/11/2025)
	9		Marquette (11/07/2024)
STEALS	4		SIUE (11/22/2024)
	5		TCU (12/21/2024)
	5		Florida A&M (11/24/2024)
	5		North Florida (11/19/2024)
	5		Iona (11/05/2024)
BLOCKED SHOTS	0		SIUE (11/22/2024)
	1		High Point (12/17/2024)
	1		Stetson (11/16/2024)
TURNOVERS	10		vs Montana St. (N) (11/29/2024)
	12		High Point (12/17/2024)
FOULS	9		High Point (12/17/2024)
	13		Cincinnati (01/11/2025)

INDIVIDUAL GAME HIGHS

UCF - Individual Game Highs

POINTS	39		Kaitlin Peterson at Texas Southern (12/07/2024)
	35		Kaitlin Peterson vs SIUE (11/22/2024)
	24		Kaitlin Peterson at Colorado (01/08/2025)
	23		Kaitlin Peterson vs North Florida (11/19/2024)
	22		Khyala Ngodu vs High Point (12/17/2024)
	22		Hannah Gusters vs Florida A&M (11/24/2024)
	22		Kaitlin Peterson vs Iona (11/05/2024)
FIELD GOALS MADE	15		Kaitlin Peterson at Texas Southern (12/07/2024)
	11		Kaitlin Peterson vs SIUE (11/22/2024)
FIELD GOAL ATTEMPTS	27		Kaitlin Peterson at Texas Southern (12/07/2024)
	22		Kaitlin Peterson vs North Florida (11/19/2024)
FIELD GOAL PERCENTAGE (min 5 made)	.833	(10-12)	Khyala Ngodu vs High Point (12/17/2024)
	.833	(5-6)	Achol Akot vs Marquette (11/07/2024)
3 PT FG MADE	6		Kaitlin Peterson at Texas Southern (12/07/2024)
	5		Ally Stedman at Colorado (01/08/2025)
3 PT FG ATTEMPTS	13		Kaitlin Peterson at Texas Southern (12/07/2024)
	10		Kaitlin Peterson vs Montana St. (N) (11/29/2024)
3 PT FG PERCENTAGE (min 2 made)	1.000	(2-2)	Nevaeh Brown vs SIUE (11/22/2024)
	.667	(2-3)	Emely Rodriguez vs Marquette (11/07/2024)
FREE THROWS MADE	15		Kaitlin Peterson at Colorado (01/08/2025)
	10		Hannah Gusters vs SIUE (11/22/2024)
	10		Kaitlin Peterson vs SIUE (11/22/2024)
FREE THROW ATTEMPTS	17		Kaitlin Peterson at Colorado (01/08/2025)
	15		Kaitlin Peterson vs SIUE (11/22/2024)
FREE THROW PERCENTAGE (min 3 made)	1.000	(8-8)	Kaitlin Peterson vs Arizona (01/04/2025)
	1.000	(4-4)	Emely Rodriguez vs TCU (12/21/2024)
	1.000	(4-4)	Kaitlin Peterson vs North Florida (11/19/2024)
	1.000	(4-4)	Summer Yancy vs North Florida (11/19/2024)
	1.000	(3-3)	Kaitlin Peterson at Texas Southern (12/07/2024)
	1.000	(3-3)	Emely Rodriguez at Texas Southern (12/07/2024)
	1.000	(3-3)	Hannah Gusters vs Montana St. (N) (11/29/2024)
REBOUNDS	14		Achol Akot at Texas Southern (12/07/2024)
	13		Achol Akot vs Iona (11/05/2024)
ASSISTS	7		Nevaeh Brown at Texas Southern (12/07/2024)
	7		Kaitlin Peterson at Texas Southern (12/07/2024)
STEALS	5		Lucie Castagne vs Stetson (11/16/2024)
	5		Kaitlin Peterson vs Iona (11/05/2024)
BLOCKED SHOTS	2		Emely Rodriguez at West Virginia (01/01/2025)
	2		Emely Rodriguez vs SIUE (11/22/2024)
	2		Hannah Gusters vs North Florida (11/19/2024)
	2		Achol Akot vs Stetson (11/16/2024)
	2		Summer Yancy vs Stetson (11/16/2024)
TURNOVERS	6		Kaitlin Peterson vs Arizona (01/04/2025)
	6		Kaitlin Peterson vs Marquette (11/07/2024)
FOULS	5		Hannah Gusters at Colorado (01/08/2025)
	5		Achol Akot vs Arizona (01/04/2025)
	5		Achol Akot vs TCU (12/21/2024)
	5		Hannah Gusters at Texas Southern (12/07/2024)
	5		Achol Akot vs Montana St. (N) (11/29/2024)

OPPONENT INDIVIDUAL GAME HIGHS

Opponent - Individual Game Highs

POINTS	31		Ja'Naiya Quinerly at West Virginia (01/01/2025)
	24		Madison Conner vs TCU (12/21/2024)
	22		Frida Formann at Colorado (01/08/2025)
	22		Sedona Prince vs TCU (12/21/2024)
	21		Marah Dykstra vs Montana St. (N) (11/29/2024)
FIELD GOALS MADE	11		Ja'Naiya Quinerly at West Virginia (01/01/2025)
	8		Sedona Prince vs TCU (12/21/2024)
	8		Madison Conner vs TCU (12/21/2024)
	8		Aylasia Fantroy at Texas Southern (12/07/2024)
	8		Amarachi Kimpson at UNLV (11/27/2024)
FIELD GOAL ATTEMPTS	19		Ja'Naiya Quinerly at West Virginia (01/01/2025)
	16		Skylar Forbes vs Marquette (11/07/2024)
FIELD GOAL PERCENTAGE (min 5 made)	1.000	(5-5)	Skylar Jones vs Arizona (01/04/2025)
	.833	(5-6)	Jamisyn Stinson vs North Florida (11/19/2024)
3 PT FG MADE	5		Frida Formann at Colorado (01/08/2025)
	5		Sydney Shaw at West Virginia (01/01/2025)
	5		Madison Conner vs TCU (12/21/2024)
	5		Nevaeh Zavala vs High Point (12/17/2024)
	5		Jamisyn Stinson vs North Florida (11/19/2024)
3 PT FG ATTEMPTS	13		Sydney Shaw at West Virginia (01/01/2025)
	10		Reagan Jackson vs Cincinnati (01/11/2025)
	10		Madison Conner vs TCU (12/21/2024)
3 PT FG PERCENTAGE (min 2 made)	1.000	(3-3)	McKinna Brackens at UNLV (11/27/2024)
	1.000	(2-2)	Skylar Jones vs Arizona (01/04/2025)
	1.000	(2-2)	Tiana Mathis at Texas Southern (12/07/2024)
FREE THROWS MADE	8		Jade Masogayo at Colorado (01/08/2025)
	8		Ava Stoller vs SIUE (11/22/2024)
	8		Olivia Porter vs Marquette (11/07/2024)
FREE THROW ATTEMPTS	10		Jade Masogayo at Colorado (01/08/2025)
	10		Esmeralda Morales vs Montana St. (N) (11/29/2024)
FREE THROW PERCENTAGE (min 3 made)	1.000	(8-8)	Ava Stoller vs SIUE (11/22/2024)
	1.000	(6-6)	Marah Dykstra vs Montana St. (N) (11/29/2024)
	1.000	(5-5)	Skylar Jones vs Arizona (01/04/2025)
	1.000	(3-3)	Jordan Thomas at West Virginia (01/01/2025)
	1.000	(3-3)	Madison Conner vs TCU (12/21/2024)
REBOUNDS	14		McKinna Brackens at UNLV (11/27/2024)
	10		Jaida Belton at Texas Southern (12/07/2024)
ASSISTS	9		Kiara Jackson at UNLV (11/27/2024)
	7		Hailey Van Lith vs TCU (12/21/2024)
	7		Mary McMillan vs Stetson (11/16/2024)
STEALS	5		Sydney Woodley at West Virginia (01/01/2025)
	4		Alisa Knight at Texas Southern (12/07/2024)
	4		Aylasia Fantroy at Texas Southern (12/07/2024)
	4		Lee Volker vs Marquette (11/07/2024)
BLOCKED SHOTS	4		Breya Cunningham vs Arizona (01/04/2025)
	4		Sedona Prince vs TCU (12/21/2024)
	4		Ella Johnson vs Montana St. (N) (11/29/2024)

GAME 1 - IONA

Orlando, Fla. (Addition Financial Arena) | Nov. 5, 2024

Iona - 44 Record: 0-1

NO.	Name		Min	FG M-A	3P M-A	FT M-A	Rebounds OR	DR	TOT	Fouls PF	FD	TP	AS	TO	ST	Blocks BS	BA	+/-
20	Destinee Salgado	F	10:15	2-4	0-1	0-0	2	1	3	5	1	4	0	4	0	0	1	-5
30	Zoey Ward	F	14:30	1-7	1-3	0-0	2	0	2	3	1	3	2	1	0	0	0	-7
2	Talia DePetrillo	G	19:37	0-1	0-1	1-2	0	0	0	0	1	1	1	1	0	0	0	-24
5	Ella Fajardo	G	16:44	2-4	0-1	0-0	1	2	3	4	0	4	0	3	0	0	0	-15
6	Judith Gomez	G	19:01	1-2	0-1	1-2	1	2	3	1	2	3	0	1	1	0	0	-13
14	Mya Zaccagnini		25:45	5-15	2-8	1-2	0	2	2	0	2	13	2	8	1	0	1	-22
22	Emma Donnelly		20:19	3-7	1-4	0-0	0	2	2	4	0	7	0	1	0	1	1	-20
43	Ally Carman		15:31	1-3	0-0	0-0	1	3	4	5	1	2	0	1	0	1	0	-14
1	Chloe Vasquez		15:32	0-3	0-3	2-2	0	1	1	2	3	2	3	1	0	0	0	-10
33	Erin Leary		19:25	2-5	1-4	0-0	1	1	2	2	1	5	1	1	1	3	0	-18
4	Ale Civera		08:46	0-3	0-2	0-0	1	0	1	1	0	0	0	0	2	0	0	-9
21	Amaya Evans		14:35	0-0	0-0	0-2	2	0	2	1	1	0	1	3	0	0	0	-3
Team							2	2	4			0		0				
Totals				17-54	5-28	5-10	13	16	29	28	13	44	10	25	5	5	3	-32

Technical Fouls::NONE

Shooting By Period		
1st FG%	4-14	28.6%
3PT%	2-8	25.0%
FT%	1-2	50%
2nd FG%	3-12	25.0%
3PT%	0-7	0.0%
FT%	1-2	50%
3rd FG%	4-12	33.3%
3PT%	1-3	33.3%
FT%	2-2	100%
4th FG%	6-16	37.5%
3PT%	2-10	20.0%
FT%	1-4	25%
GM FG%	17-54	31.5%
3PT%	5-28	17.9%
FT%	5-10	50.0%

Dead Ball Rebounds: 2, 0

UCF - 76 Record: 1-0

NO.	Name		Min	FG M-A	3P M-A	FT M-A	Rebounds OR	DR	TOT	Fouls PF	FD	TP	AS	TO	ST	Blocks BS	BA	+/-
11	Achol Akot	F	18:27	2-9	0-0	2-2	6	7	13	1	3	6	1	2	1	1	2	24
21	Hannah Gusters	C	23:58	5-7	0-0	2-4	4	6	10	1	5	12	0	4	0	0	0	31
3	Kaitlin Peterson	G	24:34	9-16	1-4	3-6	0	2	2	1	6	22	2	2	5	0	1	27
8	Nevaeh Brown	G	21:49	2-6	1-4	1-2	2	1	3	1	3	6	2	2	3	0	1	23
24	Ally Stedman	G	18:50	0-3	0-1	2-2	0	0	0	0	2	2	1	0	2	0	0	20
12	Emely Rodriguez		21:30	5-13	0-1	3-4	2	3	5	3	2	13	0	4	0	0	0	6
35	Khyala Ngodu		10:17	1-3	0-0	0-0	1	2	3	0	0	2	0	0	1	0	0	10
4	Lucie Castagne		18:11	0-0	0-0	0-0	0	0	0	0	3	0	0	0	1	0	0	9
33	Mahogany Chandler-Roberts		09:22	2-4	0-0	0-0	4	1	5	1	0	4	0	1	0	0	1	-2
13	Summer Yancy		16:41	1-1	0-0	0-0	1	4	5	2	0	2	1	1	0	1	0	11
22	Adeang Ring		09:20	1-2	0-0	2-4	1	0	1	1	2	4	0	1	0	1	0	2
23	Arek Angui		07:01	1-3	0-0	1-2	1	0	1	2	2	3	0	0	0	0	0	-1
Team							4	1	5			0		0				
Totals				29-67	2-10	16-26	26	27	53	13	28	76	7	17	13	3	5	32

Technical Fouls::NONE

Shooting By Period		
1st FG%	3-16	18.8%
3PT%	1-3	33.3%
FT%	5-6	83.3%
2nd FG%	10-19	52.6%
3PT%	1-4	25.0%
FT%	5-8	62.5%
3rd FG%	9-19	47.4%
3PT%	0-2	0.0%
FT%	5-10	50%
4th FG%	7-13	53.8%
3PT%	0-1	0.0%
FT%	1-2	50%
GM FG%	29-67	43.3%
3PT%	2-10	20.0%
FT%	16-26	61.5%

Dead Ball Rebounds: 6, 0

	ION	UCF
Biggest lead	5 (1st 1:48)	35 (3rd 1:52)
Best Scoring Run	7(1st 1:48)	20(3rd 7:59)
Lead Changes	2	
Times Tied	1	
Time with Lead	05:00	32:32

Points from	ION	UCF
Turnovers	6	33
Paint	16	48
Second Chance	5	26
Fast Breaks	9	15
Bench	29	28

Period by Period Scoring	1st	2nd	3rd	4th	TOT
ION	11	7	11	15	44
UCF	12	26	23	15	76

GAME 2 - MARQUETTE

Orlando, Fla. (Addition Financial Arena) | Nov. 7, 2024

Marquette - 50 Record: 0-1

NO.	Name		Min	FG M-A	3P M-A	FT M-A	Rebounds OR	DR	TOT	Fouls PF	FD	TP	AS	TO	ST	Blocks BS	BA	+/-
11	Skylar Forbes	F	27:21	4-16	3-9	0-0	2	2	4	3	0	11	3	4	1	2	0	-1
14	Jada Bediako	F	25:25	2-7	0-0	0-0	2	2	4	1	1	4	0	2	0	2	0	-7
1	Lee Volker	G	27:22	5-11	0-4	0-0	1	5	6	3	1	10	1	2	4	0	0	6
22	Halle Vice	G	17:14	0-2	0-1	0-0	0	1	1	3	0	0	0	3	1	0	1	-17
23	Olivia Porter	G	37:18	3-6	0-2	8-9	1	3	4	1	7	14	2	3	3	0	0	-4
21	Kennedi Perkins		14:40	1-3	0-0	0-0	0	1	1	1	0	2	1	0	1	0	1	-11
7	Bridget Utberg		11:08	1-2	0-1	1-2	0	0	0	3	1	3	0	2	0	0	0	4
5	Charia Smith		09:26	0-2	0-0	2-2	0	0	0	2	1	2	0	0	0	0	0	2
35	Aryelle Stevens		14:43	1-1	0-0	0-0	1	3	4	0	4	2	1	3	0	0	0	-3
2	Jaidynn Mason		11:58	1-4	0-0	0-0	0	0	0	0	0	2	1	0	1	0	0	-3
4	Abbey Cracknell		03:26	0-1	0-1	0-0	0	0	0	1	0	0	0	0	0	0	0	-1
Team							2	0	2			0		0				
Totals				18-55	3-18	11-13	9	17	26	18	15	50	9	19	11	4	2	-7

Technical Fouls::NONE

Shooting By Period		
1st FG%	5-15	33.3%
3PT%	1-3	33.3%
FT%	1-1	100%
2nd FG%	4-14	28.6%
3PT%	0-3	0.0%
FT%	2-2	100%
3rd FG%	4-11	36.4%
3PT%	1-5	20.0%
FT%	1-2	50%
4th FG%	5-15	33.3%
3PT%	1-7	14.3%
FT%	7-8	87.5%
GM FG%	18-55	32.7%
3PT%	3-18	16.7%
FT%	11-13	84.6%

Dead Ball Rebounds: 1, 0

UCF - 57 Record: 2-0

NO.	Name		Min	FG M-A	3P M-A	FT M-A	Rebounds OR	DR	TOT	Fouls PF	FD	TP	AS	TO	ST	Blocks BS	BA	+/-
11	Achol Akot	F	29:32	5-6	0-0	0-0	1	3	4	4	3	10	4	3	0	1	0	8
21	Hannah Gusters	C	36:58	4-12	0-0	1-2	2	10	12	1	2	9	2	4	3	0	0	3
3	Kaitlin Peterson	G	39:20	3-11	2-5	1-2	0	1	1	3	5	9	4	6	0	0	3	7
8	Nevaeh Brown	G	38:03	2-4	0-1	0-2	0	4	4	2	1	4	3	5	1	0	1	7
24	Ally Stedman	G	20:10	1-4	1-3	0-0	1	1	2	1	0	3	1	1	2	0	0	6
12	Emely Rodriguez		20:30	5-8	2-3	6-7	3	4	7	3	6	18	1	2	2	1	0	1
35	Khyala Ngodu		12:12	1-2	0-0	2-2	0	2	2	1	1	4	0	1	0	0	0	3
4	Lucie Castagne		01:57	0-0	0-0	0-0	0	0	0	0	0	0	0	0	0	0	0	0
22	Adeang Ring		01:18	0-0	0-0	0-0	0	1	1	0	0	0	0	0	0	0	0	0
Team							2	3	5			0		5				
Totals				21-47	5-12	10-15	9	29	38	15	18	57	15	27	8	2	4	7

Technical Fouls::NONE

Shooting By Period		
1st FG%	9-13	69.2%
3PT%	0-1	0.0%
FT%	0-0	0%
2nd FG%	3-14	21.4%
3PT%	1-3	33.3%
FT%	2-2	100%
3rd FG%	6-12	50.0%
3PT%	3-4	75.0%
FT%	2-2	100%
4th FG%	3-8	37.5%
3PT%	1-4	25.0%
FT%	6-11	54.5%
GM FG%	21-47	44.7%
3PT%	5-12	41.7%
FT%	10-15	66.7%

Dead Ball Rebounds: 5, 0

	MAR	UCF
Biggest lead	3 (1st 7:35)	16 (4th 6:15)
Best Scoring Run	8(2nd 1:48)	10(1st 3:57)
Lead Changes	2	
Times Tied	1	
Time with Lead	02:51	36:56

Points from	MAR	UCF
Turnovers	25	13
Paint	22	28
Second Chance	11	9
Fast Breaks	10	15
Bench	11	22

Period by Period Scoring	1st	2nd	3rd	4th	TOT
MAR	12	10	10	18	50
UCF	18	9	17	13	57

GAME 3 - STETSON

Orlando, Fla. (Addition Financial Arena) | Nov. 16, 2024

Stetson - 58 Record: 2-2

NO.	Name		Min	FG M-A	3P M-A	FT M-A	Rebounds OR	DR	TOT	Fouls PF	FD	TP	AS	TO	ST	Blocks BS	BA	+/-
11	Tiasia McMillan	F	21:24	4-12	0-4	0-0	0	4	4	2	1	8	1	1	0	0	0	-18
25	Quentarra Mitchell	F	28:42	4-8	0-3	0-0	1	3	4	0	0	8	1	3	2	0	0	-17
1	Mary McMillan	G	23:19	3-5	0-0	0-0	1	1	2	2	1	6	7	5	1	0	0	-6
21	Cameron Thomas	G	31:33	6-13	4-6	2-2	0	3	3	1	2	18	0	2	1	0	2	-19
23	Shelby Calhoun	G	15:32	1-3	1-2	0-0	2	3	5	3	1	3	2	1	0	1	1	-9
12	Promise Keshi		18:25	1-10	0-2	0-0	0	4	4	1	0	2	2	1	2	0	0	-24
9	Cristina Gil Abad		05:11	0-0	0-0	0-0	0	0	0	0	0	0	0	1	0	0	0	-12
5	Noga Haran		17:29	2-5	2-3	0-0	0	0	0	2	1	6	2	1	0	0	0	-22
10	Jorah Eppley		21:48	1-3	1-3	0-0	0	4	4	2	1	3	0	1	1	0	0	-20
4	Eva Bradshaw		10:56	0-1	0-1	0-0	0	1	1	2	0	0	1	4	1	0	0	-11
13	Raven LeXander		05:41	2-6	0-1	0-0	1	0	1	1	0	4	0	0	0	0	3	3
Team							4	1	5			0		0				
Totals				24-66	8-25	2-2	9	24	33	16	7	58	16	20	8	1	6	-31

Technical Fouls::NONE

Shooting By Period		
1st FG%	2-16	12.5%
3PT%	1-9	11.1%
FT%	0-0	0%
2nd FG%	7-16	43.8%
3PT%	2-7	28.6%
FT%	0-0	0%
3rd FG%	5-15	33.3%
3PT%	1-4	25.0%
FT%	2-2	100%
4th FG%	10-19	52.6%
3PT%	4-5	80.0%
FT%	0-0	0%
GM FG%	24-66	36.4%
3PT%	8-25	32.0%
FT%	2-2	100.0%

Dead Ball Rebounds: 0, 0

UCF - 89 Record: 3-0

NO.	Name		Min	FG M-A	3P M-A	FT M-A	Rebounds OR	DR	TOT	Fouls PF	FD	TP	AS	TO	ST	Blocks BS	BA	+/-
11	Achol Akot	F	21:34	9-12	0-0	1-1	3	8	11	1	2	19	0	1	2	2	0	34
21	Hannah Gusters	C	20:20	5-11	0-0	2-3	2	1	3	2	2	12	1	2	1	0	1	17
8	Nevaeh Brown	G	21:58	1-5	0-1	0-0	0	3	3	1	1	2	5	2	0	0	0	25
12	Emely Rodriguez	G	25:45	5-16	0-3	5-6	2	6	8	2	5	15	4	3	2	0	0	25
24	Ally Stedman	G	30:25	4-9	2-6	0-0	2	0	2	1	0	10	1	1	1	1	0	22
4	Lucie Castagne		19:34	2-3	1-2	0-0	0	2	2	0	0	5	5	1	5	0	0	14
35	Khyala Ngodu		13:08	2-4	0-0	0-0	1	5	6	0	0	4	0	0	1	0	0	10
13	Summer Yancy		22:18	5-9	2-4	2-4	4	5	9	0	3	14	2	3	0	2	0	7
33	Mahogany Chandler-Roberts		15:55	2-3	0-0	1-1	1	0	1	0	1	5	1	1	0	0	0	-1
22	Adeang Ring		09:03	1-1	0-0	1-2	1	1	2	0	2	3	0	1	1	1	0	2
Team							0	1	1			0		0				
Totals				36-73	5-16	12-17	16	32	48	7	16	89	19	15	13	6	1	31

Technical Fouls::NONE

Shooting By Period		
1st FG%	9-20	45.0%
3PT%	2-4	50.0%
FT%	4-6	66.7%
2nd FG%	8-15	53.3%
3PT%	0-1	0.0%
FT%	4-6	66.7%
3rd FG%	9-18	50.0%
3PT%	1-6	16.7%
FT%	2-3	66.7%
4th FG%	10-20	50.0%
3PT%	2-5	40.0%
FT%	2-2	100%
GM FG%	36-73	49.3%
3PT%	5-16	31.3%
FT%	12-17	70.6%

Dead Ball Rebounds: 2, 1

	STE	UCF
Biggest lead	0 (1st 10:00)	33 (3rd 0:33)
Best Scoring Run	8(2nd 3:41)	21(1st 2:58)
Lead Changes	0	
Times Tied	0	
Time with Lead	00:00	39:16

Points from	STE	UCF
Turnovers	17	27
Paint	28	52
Second Chance	7	20
Fast Breaks	11	17
Bench	15	31

Period by Period Scoring	1st	2nd	3rd	4th	TOT
STE	5	16	13	24	58
UCF	24	20	21	24	89

GAME 4 - NORTH FLORIDA

Orlando, Fla. (Addition Financial Arena) | Nov. 19, 2024

North Florida - 53 Record: 1-4

NO.	Name		Min	FG M-A	3P M-A	FT M-A	Rebounds OR	DR	TOT	Fouls PF	FD	TP	AS	TO	ST	Blocks BS	BA	+/-
20	Syndey Pettis	F	16:38	0-4	0-3	0-0	0	0	0	2	0	0	0	2	0	1	1	-18
24	Jasmynne Gibson	F	28:00	1-8	0-4	0-0	1	8	9	2	0	2	2	4	0	0	0	-12
2	Jazmine Spencer	G	23:44	3-12	2-7	0-0	0	2	2	1	2	8	4	2	0	0	0	-13
5	Helena Rafnsdottir	G	24:52	3-6	1-4	0-0	0	1	1	2	2	7	1	1	1	0	0	-23
23	Kaila Rougier	G	34:50	2-6	1-3	0-0	2	1	3	3	0	5	2	5	0	1	0	-29
4	Sarah Taub		24:50	2-3	0-1	4-5	1	2	3	2	5	8	2	1	3	0	0	-26
11	Nia Brown		13:15	0-2	0-2	0-0	0	3	3	4	1	0	0	1	0	1	0	-18
13	Selma Eklund		14:08	1-3	0-0	1-2	1	1	2	1	2	3	0	1	1	0	2	-3
1	Jamisyn Stinson		10:17	5-6	5-6	0-0	0	0	0	1	1	15	0	0	0	0	1	6
35	Nicole Carreno		07:59	2-5	1-2	0-0	1	0	1	0	0	5	0	2	0	0	0	-7
3	Anja Ekstrom		01:27	0-0	0-0	0-0	0	0	0	0	0	0	0	0	0	0	0	-2
Team							1	0	1			0		1				
Totals				19-55	10-32	5-7	7	18	25	18	13	53	11	20	5	3	4	-29

Technical Fouls::NONE

Shooting By Period		
1st FG%	2-10	20.0%
3PT%	1-6	16.7%
FT%	3-3	100%
2nd FG%	6-15	40.0%
3PT%	1-6	16.7%
FT%	2-4	50%
3rd FG%	3-14	21.4%
3PT%	2-7	28.6%
FT%	0-0	0%
4th FG%	8-16	50.0%
3PT%	6-13	46.2%
FT%	0-0	0%
GM FG%	19-55	34.5%
3PT%	10-32	31.3%
FT%	5-7	71.4%

Dead Ball Rebounds: 3, 0

UCF - 82 Record: 4-0

NO.	Name		Min	FG M-A	3P M-A	FT M-A	Rebounds OR	DR	TOT	Fouls PF	FD	TP	AS	TO	ST	Blocks BS	BA	+/-
11	Achol Akot	F	22:14	4-6	0-0	0-0	4	3	7	0	4	8	3	3	1	0	0	40
21	Hannah Gusters	C	25:11	7-9	0-0	0-1	3	8	11	4	1	14	2	3	0	2	0	20
3	Kaitlin Peterson	G	31:47	9-22	1-7	4-4	2	3	5	1	5	23	0	2	3	0	2	37
12	Emely Rodriguez	G	19:38	3-5	1-2	1-2	3	2	5	3	1	8	2	2	2	0	0	23
24	Ally Stedman	G	22:39	1-5	0-1	0-0	0	3	3	1	0	2	4	1	1	1	1	7
8	Nevaeh Brown		18:58	0-3	0-0	0-0	0	1	1	0	0	0	5	1	0	0	0	23
13	Summer Yancy		16:14	4-6	2-4	4-4	0	0	0	1	2	14	0	0	1	0	0	-11
35	Khyala Ngodu		11:42	2-2	0-0	3-4	1	2	3	1	4	7	0	0	0	0	0	7
4	Lucie Castagne		11:12	0-0	0-0	0-0	0	1	1	0	0	0	3	2	0	0	0	7
33	Mahogany Chandler-Roberts		15:05	2-4	0-0	0-0	0	2	2	0	1	4	0	0	0	0	0	-7
22	Adeang Ring		05:21	1-2	0-0	0-0	0	0	0	2	0	2	0	0	1	1	0	-1
Team							2	3	5			0		0				
Totals				33-64	4-14	12-15	15	28	43	13	18	82	19	14	9	4	3	29

Technical Fouls::NONE

Shooting By Period		
1st FG%	6-14	42.9%
3PT%	2-7	28.6%
FT%	4-4	100%
2nd FG%	11-18	61.1%
3PT%	1-2	50.0%
FT%	1-1	100%
3rd FG%	8-18	44.4%
3PT%	1-5	20.0%
FT%	2-4	50%
4th FG%	8-14	57.1%
3PT%	0-0	0.0%
FT%	5-6	83.3%
GM FG%	33-64	51.6%
3PT%	4-14	28.6%
FT%	12-15	80.0%

Dead Ball Rebounds: 1, 0

	UNF	UCF
Biggest lead	0 (1st 10:00)	32 (4th 9:38)
Best Scoring Run	15(4th 6:15)	15(4th 9:38)
Lead Changes	0	
Times Tied	0	
Time with Lead	00:00	39:26

Points from	UNF	UCF
Turnovers	17	19
Paint	16	52
Second Chance	9	23
Fast Breaks	2	19
Bench	31	27

Period by Period Scoring	1st	2nd	3rd	4th	TOT
UNF	8	15	8	22	53
UCF	18	24	19	21	82

2024-25 BOX SCORES

GAME 5 - SIUE

Orlando, Fla. (Addition Financial Arena) | Nov. 22, 2024

SIUE - 71 Record: 1-4

NO.	Name		Min	FG M-A	3P M-A	FT M-A	Rebounds OR	DR	TOT	Fouls PF	FD	TP	AS	TO	ST	Blocks BS	BA	+/-
25	Brianna Wooldridge	C	18:48	2-5	0-2	1-2	0	4	4	4	3	5	0	3	0	0	0	-12
1	Ava Stoller	G	28:16	3-8	0-0	8-8	2	4	6	5	4	14	0	4	0	0	2	-6
4	Macy Silvey	G	27:25	6-11	3-6	0-0	0	2	2	3	0	15	0	1	1	0	0	-10
14	Molly Sheehan	G	30:38	4-10	3-9	0-0	1	1	2	2	2	11	5	1	0	0	1	-12
22	Jaiden Bryant	G	20:41	1-4	0-1	0-0	0	1	1	5	1	2	1	1	0	0	0	-10
5	Ava Gugliuzza		31:09	4-8	4-8	0-0	0	2	2	4	0	12	2	1	0	0	1	-1
10	Emiyah Cobb		19:47	1-2	0-0	2-2	1	1	2	4	4	4	2	2	2	0	0	-4
15	Halle Smith		20:59	2-8	1-2	3-5	1	2	3	4	3	8	1	2	1	0	1	2
12	Rory Conboy		02:17	0-0	0-0	0-0	0	0	0	0	0	0	0	0	0	0	0	3
Team							1	7	8			0		3				
Totals				23-56	11-28	14-17	6	24	30	31	17	71	11	18	4	0	5	-10

Technical Fouls::NONE

Shooting By Period		
1st FG%	6-16	37.5%
3PT%	3-7	42.9%
FT%	2-2	100%
2nd FG%	5-10	50.0%
3PT%	2-6	33.3%
FT%	7-7	100%
3rd FG%	7-17	41.2%
3PT%	2-6	33.3%
FT%	3-6	50%
4th FG%	5-13	38.5%
3PT%	4-9	44.4%
FT%	2-2	100%
GM FG%	23-56	41.1%
3PT%	11-28	39.3%
FT%	14-17	82.4%

Dead Ball Rebounds: 1, 0

UCF - 81 Record: 5-0

NO.	Name		Min	FG M-A	3P M-A	FT M-A	Rebounds OR	DR	TOT	Fouls PF	FD	TP	AS	TO	ST	Blocks BS	BA	+/-
11	Achol Akot	F	25:10	3-6	0-0	0-0	2	3	5	4	0	6	4	1	0	1	0	15
21	Hannah Gusters	C	36:30	5-8	0-0	10-13	3	7	10	3	12	20	3	3	0	1	0	12
3	Kaitlin Peterson	G	39:60	11-17	3-5	10-15	1	3	4	3	11	35	2	2	4	0	0	10
8	Nevaeh Brown	G	32:36	3-6	2-2	1-2	0	3	3	3	2	9	2	2	1	0	0	17
24	Ally Stedman	G	12:34	0-4	0-1	0-0	0	1	1	2	0	0	1	1	2	0	0	-8
4	Lucie Castagne		06:54	0-2	0-1	0-0	0	2	2	1	0	0	0	2	2	0	0	-7
13	Summer Yancy		15:41	0-2	0-2	0-0	0	2	2	1	0	0	0	1	0	1	0	16
12	Emely Rodriguez		17:35	2-4	0-1	5-9	1	4	5	0	5	9	0	3	1	2	0	-4
35	Khyala Ngodu		06:09	0-1	0-0	0-0	0	0	0	0	0	0	0	0	0	0	0	-5
33	Mahogany Chandler-Roberts		06:51	1-2	0-0	0-0	1	1	2	0	1	2	1	0	1	0	0	4
Team							3	3	6			0		0				
Totals				25-52	5-12	26-39	11	29	40	17	31	81	13	15	11	5	0	10

Technical Fouls::NONE

Shooting By Period		
1st FG%	5-13	38.5%
3PT%	0-2	0.0%
FT%	10-14	71.4%
2nd FG%	6-16	37.5%
3PT%	2-4	50.0%
FT%	1-3	33.3%
3rd FG%	7-11	63.6%
3PT%	1-2	50.0%
FT%	7-12	58.3%
4th FG%	7-12	58.3%
3PT%	2-4	50.0%
FT%	8-10	80%
GM FG%	25-52	48.1%
3PT%	5-12	41.7%
FT%	26-39	66.7%

Dead Ball Rebounds: 5, 0

	SIU	UCF
Biggest lead	7 (1st 4:51)	10 (4th 0:04)
Best Scoring Run	9(2nd 6:33)	8(1st 2:10)
Lead Changes	13	
Times Tied	7	
Time with Lead	16:31	21:27

Points from	SIU	UCF
Turnovers	6	18
Paint	22	32
Second Chance	2	7
Fast Breaks	7	17
Bench	24	11

Period by Period Scoring	1st	2nd	3rd	4th	TOT
SIU	17	19	19	16	71
UCF	20	15	22	24	81

GAME 6 - FLORIDA A&M

Orlando, Fla. (Addition Financial Arena) | Nov. 24, 2024

Florida A&M - 55 Record: 0-6

NO.	Name		Min	FG M-A	3P M-A	FT M-A	Rebounds OR	DR	TOT	Fouls PF	FD	TP	AS	TO	ST	Blocks BS	BA	+/-
5	Sydney Hendrix	F	30:21	4-12	0-0	4-5	2	7	9	5	4	12	2	5	0	0	0	-9
12	Jaliya Sharp	C	20:44	3-3	0-0	0-0	2	3	5	5	1	6	0	2	1	2	0	-16
0	Sabou Gueye	G	14:41	0-5	0-0	0-0	1	0	1	0	0	0	0	1	0	0	0	-20
3	Tahnyjia Purifoy	G	28:51	3-7	1-2	1-2	1	1	2	2	4	8	6	5	1	0	1	-19
24	Cheyenne McEvans	G	36:58	4-10	2-4	1-2	0	2	2	2	2	11	1	0	2	0	2	-22
44	Eliya Ellis		10:55	2-5	0-0	1-2	2	0	2	3	2	5	0	3	1	0	0	-8
30	Olivia Delancy		03:27	0-2	0-0	0-0	1	1	2	0	0	0	0	3	0	0	0	-12
13	Ivet Subirats		23:58	0-8	0-3	1-2	0	2	2	4	2	1	1	1	0	0	1	-12
22	D'Mya Griffin		10:50	1-4	1-2	0-0	0	1	1	1	1	3	1	1	0	0	0	0
23	Eve Alexander		15:42	1-3	1-3	2-2	0	1	1	1	1	5	0	0	0	0	0	-5
32	Nya Bostic		03:33	2-2	0-0	0-0	2	1	3	0	0	4	0	0	0	0	0	-2
Team							3	1	4			0		1				
Totals				20-61	5-14	10-15	14	20	34	23	17	55	11	22	5	2	4	-25

Technical Fouls::NONE

Shooting By Period		
1st FG%	5-17	29.4%
3PT%	0-1	0.0%
FT%	0-1	0%
2nd FG%	5-17	29.4%
3PT%	1-4	25.0%
FT%	4-4	100%
3rd FG%	4-12	33.3%
3PT%	2-3	66.7%
FT%	1-2	50%
4th FG%	6-15	40.0%
3PT%	2-6	33.3%
FT%	5-8	62.5%
GM FG%	20-61	32.8%
3PT%	5-14	35.7%
FT%	10-15	66.7%

Dead Ball Rebounds: 4, 0

UCF - 80 Record: 6-0

NO.	Name		Min	FG M-A	3P M-A	FT M-A	Rebounds OR	DR	TOT	Fouls PF	FD	TP	AS	TO	ST	Blocks BS	BA	+/-
11	Achol Akot	F	22:44	1-4	0-0	1-2	1	4	5	4	2	3	5	3	0	1	0	20
21	Hannah Gusters	C	30:47	10-15	0-0	2-2	2	9	11	2	4	22	1	1	1	0	0	25
3	Kaitlin Peterson	G	35:14	6-18	3-9	6-7	0	1	1	1	4	21	2	4	3	0	2	24
8	Nevaeh Brown	G	27:59	2-2	0-0	2-4	1	3	4	2	2	6	4	3	2	1	0	25
12	Emely Rodriguez	G	31:29	5-10	1-3	7-11	1	3	4	1	6	18	1	3	1	0	0	12
35	Khyala Ngodu		15:15	0-0	0-0	5-6	1	5	6	2	3	5	2	0	0	1	0	9
13	Summer Yancy		16:27	2-2	1-1	0-2	1	0	1	0	1	5	3	1	2	1	0	12
4	Lucie Castagne		08:51	0-1	0-1	0-0	0	0	0	3	0	0	0	2	0	0	0	2
33	Mahogany Chandler-Roberts		08:11	0-0	0-0	0-0	0	0	0	1	1	0	0	0	0	0	0	-2
22	Adeang Ring		03:03	0-0	0-0	0-0	0	0	0	1	0	0	0	0	0	0	0	-2
Team							3	3	6			0		0				
Totals				26-52	5-14	23-34	10	28	38	17	23	80	18	17	9	4	2	25

Technical Fouls::NONE

Shooting By Period		
1st FG%	7-12	58.3%
3PT%	1-2	50.0%
FT%	6-10	60%
2nd FG%	4-12	33.3%
3PT%	1-4	25.0%
FT%	4-5	80%
3rd FG%	9-16	56.3%
3PT%	1-4	25.0%
FT%	4-6	66.7%
4th FG%	6-12	50.0%
3PT%	2-4	50.0%
FT%	9-13	69.2%
GM FG%	26-52	50.0%
3PT%	5-14	35.7%
FT%	23-34	67.6%

Dead Ball Rebounds: 7, 0

	FAM	UCF
Biggest lead	0 (1st 10:00)	29 (4th 2:16)
Best Scoring Run	5(2nd 9:40)	14(1st 3:36)
Lead Changes	0	
Times Tied	1	
Time with Lead	00:00	38:35

Points from	FAM	UCF
Turnovers	11	29
Paint	20	40
Second Chance	7	14
Fast Breaks	4	22
Bench	18	10

Period by Period Scoring	1st	2nd	3rd	4th	TOT
FAM	10	15	11	19	55
UCF	21	13	23	23	80

GAME 7 - at UNLV

Las Vegas, Nev. (Thomas and Mack Arena) | Nov. 27, 2024

UCF - 52 Record: 6-1

NO.	Name		Min	FG M-A	3P M-A	FT M-A	Rebounds OR	DR	TOT	Fouls PF	FD	TP	AS	TO	ST	Blocks BS	BA	+/-
11	Achol Akot	F	24:46	2-8	0-0	0-0	6	6	12	2	0	4	2	3	4	1	0	-11
21	Hannah Gusters	C	33:36	7-15	0-0	4-6	2	6	8	4	7	18	0	1	0	1	0	-20
3	Kaitlin Peterson	G	34:32	3-16	1-2	2-3	0	1	1	1	2	9	1	1	0	0	3	-19
8	Nevaeh Brown	G	31:20	2-10	1-1	2-2	0	1	1	1	2	7	3	1	2	0	0	-8
12	Emely Rodriguez	G	26:41	1-9	0-0	0-0	3	2	5	1	1	2	0	2	2	0	0	-16
13	Summer Yancy		10:47	0-3	0-1	0-0	0	0	0	0	0	0	1	0	0	0	0	-8
4	Lucie Castagne		08:02	0-0	0-0	0-0	0	3	3	0	0	0	0	2	0	0	0	-8
35	Khyala Ngodu		16:18	2-4	0-0	2-6	3	1	4	1	3	6	2	0	0	1	0	-1
33	Mahogany Chandler-Roberts		05:58	1-1	0-0	0-2	0	0	0	3	2	2	0	0	1	0	0	-9
24	Ally Stedman		08:00	2-3	0-1	0-0	0	1	1	0	0	4	1	0	1	1	0	5
Team							3	2	5			0		0				
Totals				20-69	2-5	10-19	17	23	40	13	17	52	10	10	10	4	3	-19

Technical Fouls: Gusters 3rd7:04

Shooting By Period		
1st FG%	5-18	27.8%
3PT%	0-1	0.0%
FT%	0-2	0%
2nd FG%	4-16	25.0%
3PT%	2-2	100.0%
FT%	2-6	33.3%
3rd FG%	4-17	23.5%
3PT%	0-0	0.0%
FT%	5-7	71.4%
4th FG%	7-18	38.9%
3PT%	0-2	0.0%
FT%	3-4	75%
GM FG%	20-69	29.0%
3PT%	2-5	40.0%
FT%	10-19	52.6%

Dead Ball Rebounds: 4, 0

UNLV - 71 Record: 5-2

NO.	Name		Min	FG M-A	3P M-A	FT M-A	Rebounds OR	DR	TOT	Fouls PF	FD	TP	AS	TO	ST	Blocks BS	BA	+/-
21	McKinna Brackens	F	26:44	7-9	3-3	2-2	2	12	14	1	3	19	0	5	2	1	1	21
44	Alyssa Brown	F	23:44	2-5	1-2	0-0	1	4	5	3	2	5	6	3	1	1	0	16
3	Kiara Jackson	G	31:47	5-14	2-4	0-2	0	4	4	0	2	12	9	1	1	0	0	20
25	Aaliyah Alexander	G	29:30	3-5	1-1	2-2	0	3	3	2	1	9	1	1	0	0	0	28
33	Amarachi Kimpson	G	28:49	8-13	0-1	2-3	0	0	0	4	2	18	2	2	1	0	1	20
20	Macie James		18:01	1-2	0-0	0-0	0	2	2	0	0	2	1	1	1	0	0	6
32	Meadow Roland		13:21	2-4	0-1	0-0	1	5	6	5	1	4	1	1	0	0	1	9
14	Macy Spencer		06:49	0-2	0-1	0-0	0	0	0	0	0	0	0	0	0	0	1	-7
31	Erica Collins		06:22	1-1	0-0	0-0	0	0	0	1	0	2	1	1	0	1	0	0
2	Kenadee Winfrey		09:49	0-3	0-2	0-0	0	2	2	0	0	0	0	0	0	0	0	-8
0	Teagan Colvin		02:32	0-0	0-0	0-0	0	0	0	0	1	0	0	0	0	0	0	-5
22	Elli Guiney		02:32	0-0	0-0	0-0	1	0	1	1	0	0	0	1	0	0	0	-5
Team							3	5	8			0		0				
Totals				29-58	7-15	6-9	8	37	45	17	12	71	21	16	6	3	4	19

Technical Fouls::NONE

Shooting By Period		
1st FG%	10-17	58.8%
3PT%	2-4	50.0%
FT%	2-2	100%
2nd FG%	6-14	42.9%
3PT%	1-4	25.0%
FT%	0-1	0%
3rd FG%	6-11	54.5%
3PT%	3-3	100.0%
FT%	2-4	50%
4th FG%	7-16	43.8%
3PT%	1-4	25.0%
FT%	2-2	100%
GM FG%	29-58	50.0%
3PT%	7-15	46.7%
FT%	6-9	66.7%

Dead Ball Rebounds: 1, 0

	UCF	UNLV
Biggest lead	2 (1st 9:27)	28 (4th 5:40)
Best Scoring Run	9(3rd 9:36)	11(4th 8:00)
Lead Changes	1	
Times Tied	2	
Time with Lead	02:05	36:18

Points from	UCF	UNLV
Turnovers	11	11
Paint	32	36
Second Chance	9	9
Fast Breaks	4	8
Bench	12	8

Period by Period Scoring	1st	2nd	3rd	4th	TOT
UCF	10	12	13	17	52
UNLV	24	13	17	17	71

GAME 8 - vs. Montana State

Las Vegas, Nev. (Thomas and Mack Arena) | Nov. 29, 2024

Montana St. - 76 Record: 6-1

NO.	Name		Min	FG M-A	3P M-A	FT M-A	Rebounds OR	DR	TOT	Fouls PF	FD	TP	AS	TO	ST	Blocks BS	BA	+/-
5	Ella Johnson	F	32:29	0-8	0-4	0-0	1	8	9	2	1	0	0	1	2	4	0	6
11	Katelynn Martin	F	29:55	3-8	3-6	2-4	2	3	5	2	3	11	4	0	1	0	1	5
32	Marah Dykstra	F	32:27	7-14	1-4	6-6	4	3	7	1	5	21	4	0	1	0	1	9
12	Esmeralda Morales	G	30:23	2-12	2-8	7-10	0	1	1	2	5	13	4	2	2	0	0	8
30	Dylan Philip	G	12:17	1-3	1-1	0-0	1	2	3	2	0	3	0	2	0	0	0	12
33	Addison Harris		12:57	3-6	0-1	0-0	2	0	2	4	1	6	0	2	0	0	0	0
44	Taylee Chirrick		27:12	5-14	2-6	0-0	5	4	9	2	1	12	5	1	3	0	1	-6
15	Isobel Bunyan		05:55	0-1	0-1	0-0	0	2	2	1	0	0	1	1	0	1	0	7
2	Natalie Picton		14:23	3-5	2-3	2-3	2	1	3	0	2	10	0	1	1	0	0	0
23	Teagan Erickson		02:02	0-0	0-0	0-0	0	0	0	0	0	0	0	0	0	0	0	-1
Team							0	1	1			0		0				
Totals				24-71	11-34	17-23	17	25	42	16	18	76	18	10	10	5	3	8

Technical Fouls::NONE

Shooting By Period		
1st FG%	10-18	55.6%
3PT%	5-7	71.4%
FT%	1-4	25%
2nd FG%	6-18	33.3%
3PT%	2-8	25.0%
FT%	6-7	85.7%
3rd FG%	6-21	28.6%
3PT%	3-13	23.1%
FT%	0-0	0%
4th FG%	2-14	14.3%
3PT%	1-6	16.7%
FT%	10-12	83.3%
GM FG%	24-71	33.8%
3PT%	11-34	32.4%
FT%	17-23	73.9%

Dead Ball Rebounds: 5, 0

UCF - 68 Record: 6-2

NO.	Name		Min	FG M-A	3P M-A	FT M-A	Rebounds OR	DR	TOT	Fouls PF	FD	TP	AS	TO	ST	Blocks BS	BA	+/-
21	Hannah Gusters	C	35:51	8-13	0-0	3-3	4	6	10	2	3	19	0	3	0	1	1	-10
35	Khyala Ngodu	C	14:21	1-3	0-0	1-2	3	4	7	1	2	3	0	2	0	1	0	-14
3	Kaitlin Peterson	G	38:26	8-21	1-10	4-6	0	0	0	3	4	21	3	2	3	0	0	-7
8	Nevaeh Brown	G	35:04	2-7	0-1	4-5	1	2	3	1	2	8	6	4	0	0	3	0
12	Emely Rodriguez	G	26:52	5-14	0-1	2-3	2	10	12	3	3	12	0	3	3	1	0	3
11	Achol Akot		19:48	0-2	0-0	0-0	2	4	6	5	0	0	2	0	1	0	1	-2
13	Summer Yancy		07:04	0-1	0-1	0-0	0	0	0	1	0	0	0	0	0	0	0	-10
4	Lucie Castagne		03:23	0-0	0-0	0-0	0	0	0	0	1	0	1	1	0	0	0	-5
33	Mahogany Chandler-Roberts		09:25	1-1	0-0	0-0	1	3	4	2	0	2	0	0	0	0	0	8
22	Adeang Ring		00:14	0-0	0-0	0-0	0	0	0	0	0	0	0	0	0	0	0	0
24	Ally Stedman		09:33	1-2	1-2	0-0	0	0	0	1	1	3	0	1	0	0	0	-3
Team							1	2	3			0		0				
Totals				26-64	2-15	14-19	14	31	45	19	16	68	12	16	7	3	5	-8

Technical Fouls: Brown 1st5:59

Shooting By Period		
1st FG%	4-14	28.6%
3PT%	0-2	0.0%
FT%	2-3	66.7%
2nd FG%	10-21	47.6%
3PT%	2-7	28.6%
FT%	0-1	0%
3rd FG%	6-18	33.3%
3PT%	0-3	0.0%
FT%	4-6	66.7%
4th FG%	6-11	54.5%
3PT%	0-3	0.0%
FT%	8-9	88.9%
GM FG%	26-64	40.6%
3PT%	2-15	13.3%
FT%	14-19	73.7%

Dead Ball Rebounds: 4, 0

	MSU	UCF
Biggest lead	20 (1st 1:22)	0 (1st 10:00)
Best Scoring Run	13(1st 6:16)	12(2nd 7:38)
Lead Changes	0	
Times Tied	0	
Time with Lead	39:01	00:00

Points from	MSU	UCF
Turnovers	20	10
Paint	24	42
Second Chance	13	9
Fast Breaks	12	15
Bench	28	5

Period by Period Scoring	1st	2nd	3rd	4th	TOT
MSU	26	20	15	15	76
UCF	10	22	16	20	68

GAME 9 - at Texas Southern

Houston, Texas (H&PE Arena) | Dec. 7, 2024

UCF - 93 Record: 7-2

NO.	Name		Min	FG M-A	3P M-A	FT M-A	Rebounds OR	DR	TOT	Fouls PF	FD	TP	AS	TO	ST	Blocks BS	BA	+/-
11	Achol Akot	F	29:27	4-6	0-0	3-5	6	8	14	2	6	11	1	5	0	1	1	7
21	Hannah Gusters	C	36:29	9-15	0-0	3-5	2	3	5	5	5	21	3	0	0	0	1	2
3	Kaitlin Peterson	G	40:00	15-27	6-13	3-3	0	0	0	1	5	39	7	2	1	0	2	6
8	Nevaeh Brown	G	30:52	0-3	0-0	5-6	1	5	6	3	3	5	7	5	1	0	0	-5
12	Emely Rodriguez	G	26:55	5-9	0-1	3-3	0	2	2	4	2	13	0	3	1	0	1	17
13	Summer Yancy		13:42	0-0	0-0	0-0	0	2	2	2	1	0	2	2	1	0	0	6
33	Mahogany Chandler-Roberts		08:26	1-3	0-0	0-0	1	1	2	1	0	2	0	0	0	0	1	3
35	Khyala Ngodu		04:42	1-1	0-0	0-3	3	0	3	1	1	2	1	1	0	0	0	0
24	Ally Stedman		09:27	0-2	0-2	0-0	0	0	0	0	0	0	0	1	0	0	0	-6
Team							4	4	8			0		0				
Totals				35-66	6-16	17-25	17	25	42	19	23	93	21	19	4	1	6	6

Technical Fouls::NONE

Shooting By Period		
1st FG%	8-18	44.4%
3PT%	2-3	66.7%
FT%	6-8	75%
2nd FG%	10-17	58.8%
3PT%	0-2	0.0%
FT%	2-3	66.7%
3rd FG%	12-16	75.0%
3PT%	3-5	60.0%
FT%	3-7	42.9%
4th FG%	5-15	33.3%
3PT%	1-6	16.7%
FT%	6-7	85.7%
GM FG%	35-66	53.0%
3PT%	6-16	37.5%
FT%	17-25	68.0%

Dead Ball Rebounds: 6, 0

Texas Southern - 87 Record: 1-6

NO.	Name		Min	FG M-A	3P M-A	FT M-A	Rebounds OR	DR	TOT	Fouls PF	FD	TP	AS	TO	ST	Blocks BS	BA	+/-
8	Deivejon Harris	C	17:12	1-6	0-2	2-2	0	1	1	5	2	4	0	1	0	1	0	-9
3	Aaliyah Henderson	G	17:59	2-2	0-0	4-6	0	3	3	4	3	8	1	1	1	0	0	0
12	Aylasia Fantroy	G	29:04	8-11	2-5	0-1	4	2	6	2	1	18	2	0	4	0	0	9
15	Alisa Knight	G	33:55	5-13	2-9	0-0	1	0	1	3	0	12	1	1	4	1	1	-6
22	Courtlyn Loudermill	G	28:08	6-14	2-9	2-2	2	2	4	2	4	16	1	2	1	0	0	-4
5	Jaida Belton		19:57	4-9	1-2	4-8	6	4	10	3	4	13	0	5	1	2	0	6
21	Treasure Thompson		15:34	1-4	0-1	0-0	0	1	1	1	0	2	0	0	0	2	0	-19
11	Tiana Mathis		14:07	2-3	2-2	2-3	0	0	0	1	3	8	2	1	0	0	0	-6
4	Nya Harmon		18:25	2-2	0-0	2-4	0	1	1	2	2	6	2	2	0	0	0	6
23	Mikayla Malik		05:39	0-0	0-0	0-0	0	0	0	0	0	0	1	0	0	0	0	-7
Team							0	2	2			0		0				
Totals				31-64	9-30	16-26	13	16	29	23	19	87	10	13	11	6	1	-6

Technical Fouls::NONE

Shooting By Period		
1st FG%	8-14	57.1%
3PT%	2-7	28.6%
FT%	4-6	66.7%
2nd FG%	10-17	58.8%
3PT%	4-7	57.1%
FT%	4-4	100%
3rd FG%	5-18	27.8%
3PT%	2-9	22.2%
FT%	1-2	50%
4th FG%	8-15	53.3%
3PT%	1-7	14.3%
FT%	7-14	50%
GM FG%	31-64	48.4%
3PT%	9-30	30.0%
FT%	16-26	61.5%

Dead Ball Rebounds: 5, 0

	UCF	TSU
Biggest lead	16 (4th 7:55)	8 (2nd 7:44)
Best Scoring Run	9(3rd 4:58)	9(2nd 8:02)
Lead Changes	5	
Times Tied	5	
Time with Lead	20:47	16:19

Points from	UCF	TSU
Turnovers	16	19
Paint	52	38
Second Chance	13	13
Fast Breaks	11	8
Bench	4	29

Period by Period Scoring	1st	2nd	3rd	4th	TOT
UCF	24	22	30	17	93
TSU	22	28	13	24	87

Game Notes:5:26 2ND FLOP WARNING BY tsu ♦

GAME 10 - HIGH POINT

Orlando, Fla. (Addition Financial Arena) | Dec. 17, 2024

High Point - 64 Record: 5-7

NO.	Name		Min	FG M-A	3P M-A	FT M-A	Rebounds OR	DR	TOT	Fouls PF	FD	TP	AS	TO	ST	Blocks BS	BA	+/-
3	Nevaeh Zavala	F	25:39	7-10	5-7	0-0	0	1	1	3	0	19	1	1	0	0	0	-2
2	Nakyah Terrell	G	33:25	4-7	3-6	0-0	0	3	3	0	2	11	4	1	1	0	0	5
5	Chana Paxixe	G	08:13	1-2	0-1	0-0	0	0	0	0	0	2	0	1	0	0	0	0
24	Jaleesa Lawrence	G	33:11	4-10	3-8	0-0	0	4	4	3	1	11	3	3	2	1	1	17
25	Aaliyah Collins	G	38:09	3-8	0-1	4-6	0	2	2	1	5	10	2	1	1	0	1	3
9	Dom Nesland		32:31	1-9	1-6	2-2	0	6	6	0	2	5	4	0	1	0	1	7
7	Lauren Scott		07:38	1-1	0-0	0-0	0	1	1	0	0	2	0	3	0	0	0	-1
22	Shakira Baskerville		04:08	0-1	0-0	0-0	0	0	0	1	0	0	0	0	0	0	0	-6
23	Ariana Wilkes		02:40	0-0	0-0	0-0	0	0	0	0	0	0	0	0	0	0	0	-6
14	Anna Hager		14:22	2-6	0-1	0-0	0	0	0	1	0	4	2	1	2	0	0	5
21	Emma Larios		00:04	0-0	0-0	0-0	0	0	0	0	0	0	0	0	0	0	0	0
Team							2	4	6			0		1				
Totals				23-54	12-30	6-8	2	21	23	9	10	64	16	12	7	1	3	4

Technical Fouls::NONE

Shooting By Period		
1st FG%	8-14	57.1%
3PT%	4-8	50.0%
FT%	2-2	100%
2nd FG%	6-15	40.0%
3PT%	4-7	57.1%
FT%	3-4	75%
3rd FG%	7-15	46.7%
3PT%	4-10	40.0%
FT%	0-0	0%
4th FG%	2-10	20.0%
3PT%	0-5	0.0%
FT%	1-2	50%
GM FG%	23-54	42.6%
3PT%	12-30	40.0%
FT%	6-8	75.0%

Dead Ball Rebounds: 2, 0

UCF - 60 Record: 7-3

NO.	Name		Min	FG M-A	3P M-A	FT M-A	Rebounds OR	DR	TOT	Fouls PF	FD	TP	AS	TO	ST	Blocks BS	BA	+/-
21	Hannah Gusters	C	34:11	7-9	0-0	3-4	0	5	5	1	3	17	2	1	0	1	0	5
35	Khyala Ngodu	C	33:59	10-12	0-0	2-3	3	9	12	3	3	22	5	4	1	1	0	-3
8	Nevaeh Brown	G	34:24	0-8	0-1	0-0	0	1	1	1	0	0	4	3	1	0	1	-4
12	Emely Rodriguez	G	27:03	2-10	1-1	0-0	1	6	7	1	1	5	5	4	2	0	0	-10
24	Ally Stedman	G	32:34	3-10	1-5	0-0	0	1	1	3	0	7	4	3	1	0	0	-1
33	Mahogany Chandler-Roberts		11:50	1-2	0-1	0-0	2	3	5	0	2	2	0	0	0	0	0	-10
13	Summer Yancy		23:50	2-4	0-1	0-0	2	2	4	1	0	4	0	1	0	1	0	3
4	Lucie Castagne		02:09	1-1	1-1	0-0	0	0	0	0	0	3	0	0	0	0	0	0
Team							2	2	4			0		0				
Totals				26-56	3-10	5-7	10	29	39	10	9	60	20	16	5	3	1	-4

Technical Fouls::NONE

Shooting By Period		
1st FG%	7-14	50.0%
3PT%	1-3	33.3%
FT%	2-2	100%
2nd FG%	5-15	33.3%
3PT%	1-4	25.0%
FT%	0-0	0%
3rd FG%	8-14	57.1%
3PT%	1-2	50.0%
FT%	1-2	50%
4th FG%	6-13	46.2%
3PT%	0-1	0.0%
FT%	2-3	66.7%
GM FG%	26-56	46.4%
3PT%	3-10	30.0%
FT%	5-7	71.4%

Dead Ball Rebounds: 1, 0

	HPU	UCF
Biggest lead	17 (3rd 1:37)	2 (1st 9:32)
Best Scoring Run	14(2nd 1:07)	12(4th 3:02)
Lead Changes	5	
Times Tied	2	
Time with Lead	38:07	00:50

Points from	HPU	UCF
Turnovers	18	16
Paint	20	30
Second Chance	3	8
Fast Breaks	7	0
Bench	11	9

Period by Period Scoring	1st	2nd	3rd	4th	TOT
HPU	22	19	18	5	64
UCF	17	11	18	14	60

GAME 11 - TCU

Orlando, Fla. (Addition Financial Arena) | Dec. 21, 2024

TCU - 92 Record: 12-1 (1-0)

NO.	Name		Min	FG M-A	3P M-A	FT M-A	Rebounds OR	DR	TOT	Fouls PF	FD	TP	AS	TO	ST	Blocks BS	BA	+/-
13	Sedona Prince	C	24:39	8-11	0-1	6-7	4	3	7	2	5	22	2	0	1	4	0	28
1	Taylor Bigby	G	20:58	3-8	0-3	0-0	1	2	3	2	0	6	0	1	0	0	0	27
2	Madison Conner	G	28:28	8-15	5-10	3-3	1	4	5	2	3	24	5	4	2	0	0	25
10	Hailey Van Lith	G	30:50	5-9	2-4	2-2	0	4	4	1	4	14	7	4	0	0	0	23
21	Agnes Emma-Nnopu	G	24:00	3-7	3-6	0-0	7	0	7	1	1	9	2	2	1	1	1	26
4	Donovyn Hunter		24:46	0-3	0-3	1-2	0	3	3	2	2	1	2	2	1	0	0	23
23	Aaliyah Roberson		17:23	2-2	1-1	1-2	1	2	3	3	1	6	2	0	0	1	0	11
3	Deasia Merrill		11:57	3-4	0-0	0-0	0	0	0	1	0	6	0	0	0	1	1	9
11	Knisha Godfrey		10:58	0-1	0-1	2-2	0	1	1	1	1	2	1	0	0	0	0	15
5	Una Jovanovic		04:00	1-1	0-0	0-0	0	2	2	1	0	2	0	0	0	0	0	7
14	Natalie Mazurek		02:01	0-1	0-1	0-0	0	0	0	0	0	0	1	0	0	1	0	6
Team							2	7	9			0		1				
Totals				33-62	11-30	15-18	16	28	44	16	17	92	22	14	5	8	2	40

Technical Fouls::NONE

Shooting By Period		
1st FG%	9-14	64.3%
3PT%	4-7	57.1%
FT%	6-7	85.7%
2nd FG%	8-20	40.0%
3PT%	4-13	30.8%
FT%	5-6	83.3%
3rd FG%	10-17	58.8%
3PT%	0-4	0.0%
FT%	0-0	0%
4th FG%	6-11	54.5%
3PT%	3-6	50.0%
FT%	4-5	80%
GM FG%	33-62	53.2%
3PT%	11-30	36.7%
FT%	15-18	83.3%

Dead Ball Rebounds: 4, 1

UCF - 52 Record: 7-4 (0-1)

NO.	Name		Min	FG M-A	3P M-A	FT M-A	Rebounds OR	DR	TOT	Fouls PF	FD	TP	AS	TO	ST	Blocks BS	BA	+/-
33	Mahogany Chandler-Roberts	C	10:54	0-1	0-0	0-0	0	0	0	3	0	0	0	1	0	0	1	-11
35	Khyala Ngodu	C	25:41	2-5	0-0	3-5	2	2	4	0	3	7	1	1	2	0	1	-20
8	Nevaeh Brown	G	33:21	5-14	1-4	0-2	1	0	1	1	4	11	0	2	1	0	0	-35
12	Emely Rodriguez	G	34:00	6-20	1-3	4-4	1	5	6	2	4	17	1	2	0	0	4	-33
24	Ally Stedman	G	22:17	0-4	0-1	0-0	0	1	1	0	0	0	2	0	0	0	1	-25
11	Achol Akot		20:33	1-2	0-0	2-2	1	0	1	5	1	4	2	1	0	1	0	-18
13	Summer Yancy		26:23	3-5	0-0	3-4	1	2	3	3	4	9	0	3	1	0	0	-27
22	Adeang Ring		08:52	0-1	0-0	0-0	0	1	1	0	0	0	0	0	0	1	1	-15
23	Arek Angui		10:00	1-2	0-0	0-0	2	0	2	1	0	2	0	1	0	0	0	-9
4	Lucie Castagne		07:59	1-1	0-0	0-0	0	0	0	2	0	2	1	1	0	0	0	-7
Team							1	1	2			0		1				
Totals				19-55	2-8	12-17	9	12	21	17	16	52	7	13	4	2	8	-40

Technical Fouls::NONE

Shooting By Period		
1st FG%	5-16	31.3%
3PT%	1-3	33.3%
FT%	3-5	60%
2nd FG%	5-10	50.0%
3PT%	1-1	100.0%
FT%	8-8	100%
3rd FG%	6-14	42.9%
3PT%	0-1	0.0%
FT%	0-0	0%
4th FG%	3-15	20.0%
3PT%	0-3	0.0%
FT%	1-4	25%
GM FG%	19-55	34.5%
3PT%	2-8	25.0%
FT%	12-17	70.6%

Dead Ball Rebounds: 3, 0

	TCU	UCF
Biggest lead	40 (4th 0:22)	2 (1st 9:21)
Best Scoring Run	10(1st 6:10)	4(2nd 3:25)
Lead Changes	3	
Times Tied	2	
Time with Lead	37:58	00:44

Points from	TCU	UCF
Turnovers	14	8
Paint	36	24
Second Chance	25	5
Fast Breaks	12	4
Bench	17	17

Period by Period Scoring	1st	2nd	3rd	4th	TOT
TCU	28	25	20	19	92
UCF	14	19	12	7	52

GAME 12 - at West Virginia

Morgantown, W. Va. (WVU Coliseum) | Jan. 1, 2025

UCF - 58 Record: 7-5 (0-2)

NO.	Name		Min	FG M-A	3P M-A	FT M-A	Rebounds OR	DR	TOT	Fouls PF	FD	TP	AS	TO	ST	Blocks BS	BA	+/-
11	Achol Akot	F	10:28	1-2	0-0	0-0	1	3	4	2	1	2	2	5	1	1	0	-7
35	Khyala Ngodu	C	24:06	6-10	0-0	2-3	2	5	7	2	3	14	1	2	2	0	0	-23
3	Kaitlin Peterson	G	39:34	5-15	1-5	2-4	0	2	2	3	2	13	0	2	3	0	3	-22
8	Nevaeh Brown	G	30:44	5-7	1-2	1-2	0	3	3	2	4	12	2	5	4	0	0	-3
12	Emely Rodriguez	G	31:21	5-11	0-1	1-2	2	0	2	3	2	11	0	3	3	2	1	-19
13	Summer Yancy		10:22	0-1	0-1	0-0	0	3	3	3	1	0	0	2	2	0	0	-6
4	Lucie Castagne		03:19	0-0	0-0	0-0	0	0	0	1	0	0	0	0	0	0	0	-11
24	Ally Stedman		21:10	1-4	0-1	0-0	0	0	0	2	0	2	4	1	2	0	0	1
21	Hannah Gusters		26:16	1-5	0-0	2-2	1	2	3	2	2	4	1	2	0	0	0	-15
33	Mahogany Chandler-Roberts		02:40	0-1	0-0	0-0	0	0	0	0	0	0	0	0	0	0	0	-5
Team							1	0	1			0		1				
Totals				24-56	2-10	8-13	7	18	25	20	15	58	10	23	17	3	4	-22

Technical Fouls::NONE

Shooting By Period		
1st FG%	4-12	33.3%
3PT%	0-2	0.0%
FT%	2-3	66.7%
2nd FG%	3-13	23.1%
3PT%	0-4	0.0%
FT%	0-0	0%
3rd FG%	9-17	52.9%
3PT%	1-3	33.3%
FT%	0-0	0%
4th FG%	8-14	57.1%
3PT%	1-1	100.0%
FT%	6-10	60%
GM FG%	24-56	42.9%
3PT%	2-10	20.0%
FT%	8-13	61.5%

Dead Ball Rebounds: 6, 0

West Virginia - 80 Record: 11-2 (1-1)

NO.	Name		Min	FG M-A	3P M-A	FT M-A	Rebounds OR	DR	TOT	Fouls PF	FD	TP	AS	TO	ST	Blocks BS	BA	+/-
14	Kylee Blacksten	F	16:49	2-7	0-3	0-0	5	2	7	3	0	4	2	0	1	0	0	12
5	Sydney Shaw	G	29:04	6-14	5-13	2-2	0	2	2	0	2	19	0	1	2	1	1	28
10	Jordan Harrison	G	25:48	4-6	1-1	3-4	0	6	6	4	5	12	6	3	1	0	0	25
11	Ja'Naiya Quinerly	G	32:56	11-19	3-8	6-7	3	0	3	0	6	31	3	5	3	0	1	29
32	Kyah Watson	G	25:25	1-5	0-2	0-0	0	3	3	1	0	2	1	2	1	0	1	22
23	Jordan Thomas		19:08	3-5	0-0	3-3	2	4	6	3	2	9	0	3	0	1	0	18
2	Sydney Woodley		17:47	0-0	0-0	0-0	1	2	3	1	2	0	2	1	5	0	0	-3
37	Celia Riviere		15:13	1-4	0-0	0-0	1	2	3	0	0	2	0	1	0	1	0	8
33	Tirzah Moore		06:22	0-2	0-0	0-0	0	0	0	2	1	0	0	0	0	0	0	-6
8	Danelle Arigbabu		04:03	0-0	0-0	0-0	2	0	2	1	1	0	0	0	0	1	0	-8
4	Destiny Agubata		03:56	0-1	0-1	1-2	0	0	0	0	1	1	0	2	0	0	0	-8
22	Zya Nugent		03:29	0-1	0-0	0-0	1	1	2	0	0	0	0	5	0	0	0	-7
Team							2	1	3			0		0				
Totals				28-64	9-28	15-18	17	23	40	15	20	80	14	23	13	4	3	22

Technical Fouls::NONE

Shooting By Period		
1st FG%	11-18	61.1%
3PT%	4-9	44.4%
FT%	6-8	75%
2nd FG%	6-13	46.2%
3PT%	2-6	33.3%
FT%	4-4	100%
3rd FG%	6-19	31.6%
3PT%	2-9	22.2%
FT%	1-1	100%
4th FG%	5-14	35.7%
3PT%	1-4	25.0%
FT%	4-5	80%
GM FG%	28-64	43.8%
3PT%	9-28	32.1%
FT%	15-18	83.3%

Dead Ball Rebounds: 4, 1

	UCF	WVU
Biggest lead	2 (1st 9:43)	38 (2nd 2:16)
Best Scoring Run	9(4th 9:01)	14(2nd 2:16)
Lead Changes	1	
Times Tied	1	
Time with Lead	01:06	38:17

Points from	UCF	WVU
Turnovers	27	24
Paint	34	36
Second Chance	9	18
Fast Breaks	10	20
Bench	6	12

Period by Period Scoring	1st	2nd	3rd	4th	TOT
UCF	10	6	19	23	58
WVU	32	18	15	15	80

2024-25 BOX SCORES

GAME 13 - ARIZONA

Orlando, Fla. (Addition Financial Arena) | Jan. 4, 2025

Arizona - 75 Record: 11-5 (2-1)

NO.	Name		Min	FG M-A	3P M-A	FT M-A	Rebounds OR	DR	TOT	Fouls PF	FD	TP	AS	TO	ST	Blocks BS	BA	+/-
25	Breya Cunningham	F	18:39	7-9	0-0	1-6	0	5	5	2	3	15	0	1	0	4	1	8
33	Isis Beh	F	28:03	3-4	1-1	2-2	1	2	3	1	2	9	2	1	0	0	0	25
1	Lauryn Swann	G	21:30	2-6	2-5	0-0	0	3	3	0	0	6	2	2	3	0	0	13
2	Jada Williams	G	34:10	5-13	3-6	2-3	0	3	3	1	7	15	4	1	1	0	0	32
13	Mailien Rolf	G	31:56	1-5	1-4	0-0	3	4	7	2	1	3	3	2	3	0	0	18
11	Sahnya Jah		13:59	1-4	0-0	2-2	1	1	2	0	1	4	1	5	2	1	0	-8
4	Skylar Jones		20:11	5-5	2-2	5-5	0	1	1	4	4	17	3	3	1	0	0	17
23	Paulina Paris		02:54	0-0	0-0	0-0	0	0	0	0	0	0	0	0	0	0	0	3
12	Montaya Dew		17:01	1-2	0-1	2-2	2	2	4	0	1	4	4	1	1	1	0	16
24	Jorynn Ross		04:14	0-1	0-0	0-0	0	2	2	2	0	0	0	0	0	0	0	0
34	Katarina Knezevic		06:29	0-0	0-0	2-2	0	0	0	3	1	2	0	1	0	0	0	-11
10	Erin Tack		00:55	0-0	0-0	0-0	0	0	0	1	0	0	0	1	0	0	0	-3
Team							1	2	3			0		1				
Totals				25-49	9-19	16-22	8	25	33	16	20	75	19	19	11	6	1	22

Technical Fouls::NONE

Shooting By Period		
1st FG%	7-12	58.3%
3PT%	1-2	50.0%
FT%	3-6	50%
2nd FG%	7-15	46.7%
3PT%	4-7	57.1%
FT%	7-8	87.5%
3rd FG%	5-10	50.0%
3PT%	1-4	25.0%
FT%	0-2	0%
4th FG%	6-12	50.0%
3PT%	3-6	50.0%
FT%	6-6	100%
GM FG%	25-49	51.0%
3PT%	9-19	47.4%
FT%	16-22	72.7%

Dead Ball Rebounds: 4, 0

UCF - 53 Record: 7-6 (0-3)

NO.	Name		Min	FG M-A	3P M-A	FT M-A	Rebounds OR	DR	TOT	Fouls PF	FD	TP	AS	TO	ST	Blocks BS	BA	+/-
21	Hannah Gusters	C	19:28	1-5	0-0	0-0	0	1	1	1	2	2	0	1	1	0	2	-22
3	Kaitlin Peterson	G	33:03	4-17	1-5	8-8	1	2	3	4	6	17	1	6	2	0	0	-18
8	Nevaeh Brown	G	33:51	5-7	0-0	1-2	2	4	6	2	2	11	6	4	2	0	1	-25
12	Emely Rodriguez	G	21:55	3-9	0-0	1-1	2	2	4	4	1	7	0	2	0	0	3	-17
24	Ally Stedman	G	27:35	2-8	1-2	0-0	0	1	1	2	0	5	0	2	0	0	0	-13
11	Achol Akot		19:19	1-5	0-0	0-1	3	3	6	5	3	2	0	4	2	0	0	-5
13	Summer Yancy		14:47	1-3	1-2	0-0	1	0	1	0	0	3	0	0	0	0	0	-7
35	Khyala Ngodu		18:57	2-7	0-0	2-2	3	3	6	2	2	6	0	2	2	1	0	-2
33	Mahogany Chandler-Roberts		09:26	0-1	0-0	0-0	0	0	0	0	0	0	0	1	1	0	0	-1
4	Lucie Castagne		01:40	0-0	0-0	0-0	0	1	1	0	0	0	0	0	0	0	0	0
Team							6	1	7			0		1				
Totals				19-62	3-9	12-14	18	18	36	20	16	53	7	23	10	1	6	-22

Technical Fouls::NONE

Shooting By Period		
1st FG%	4-12	33.3%
3PT%	1-3	33.3%
FT%	1-1	100%
2nd FG%	4-17	23.5%
3PT%	1-3	33.3%
FT%	0-0	0%
3rd FG%	4-17	23.5%
3PT%	0-2	0.0%
FT%	8-9	88.9%
4th FG%	7-16	43.8%
3PT%	1-1	100.0%
FT%	3-4	75%
GM FG%	19-62	30.6%
3PT%	3-9	33.3%
FT%	12-14	85.7%

Dead Ball Rebounds: 2, 0

	ARZ	UCF
Biggest lead	28 (3rd 8:30)	0 (1st 10:00)
Best Scoring Run	10(1st 5:19)	8(3rd 4:28)
Lead Changes	0	
Times Tied	0	
Time with Lead	39:06	00:00

Points from	ARZ	UCF
Turnovers	28	18
Paint	28	24
Second Chance	11	10
Fast Breaks	15	11
Bench	27	11

Period by Period Scoring	1st	2nd	3rd	4th	TOT
ARZ	18	25	11	21	75
UCF	10	9	16	18	53

GAME 14 - at Colorado

Boulder, Colo. (CU Events Center) | Jan. 8, 2025

UCF - 62 Record: 7-7 (0-4)

NO.	Name		Min	FG M-A	3P M-A	FT M-A	Rebounds OR	DR	TOT	Fouls PF	FD	TP	AS	TO	ST	Blocks BS	BA	+/-
35	Khyala Ngodu	C	08:00	0-0	0-0	0-0	1	1	2	2	0	0	0	2	0	0	0	-15
3	Kaitlin Peterson	G	39:14	4-14	1-6	15-17	1	2	3	1	9	24	1	3	4	0	2	-17
8	Nevaeh Brown	G	19:43	1-3	0-2	1-2	1	0	1	1	2	3	0	4	1	0	0	-28
12	Emely Rodriguez	G	20:50	1-7	0-0	2-2	1	5	6	2	1	4	0	1	0	1	3	-37
24	Ally Stedman	G	33:59	6-10	5-8	2-2	0	1	1	1	1	19	1	1	3	0	0	-6
21	Hannah Gusters		24:43	2-4	0-0	2-2	0	2	2	5	3	6	0	3	0	0	0	-17
13	Summer Yancy		05:48	0-2	0-1	0-0	0	3	3	0	1	0	0	1	0	0	0	-5
11	Achol Akot		25:22	1-5	0-2	4-6	2	3	5	4	6	6	1	2	0	1	0	1
33	Mahogany Chandler-Roberts		07:52	0-0	0-0	0-0	0	1	1	0	0	0	0	1	1	0	0	15
4	Lucie Castagne		14:29	0-1	0-0	0-0	0	2	2	0	0	0	4	1	0	0	0	14
Team							0	2	2			0		1				
Totals				15-46	6-19	26-31	6	22	28	16	23	62	7	20	9	2	5	-19

Technical Fouls::NONE

Shooting By Period		
1st FG%	2-12	16.7%
3PT%	1-8	12.5%
FT%	6-6	100%
2nd FG%	3-10	30.0%
3PT%	0-2	0.0%
FT%	4-4	100%
3rd FG%	6-9	66.7%
3PT%	4-4	100.0%
FT%	8-9	88.9%
4th FG%	4-15	26.7%
3PT%	1-5	20.0%
FT%	8-12	66.7%
GM FG%	15-46	32.6%
3PT%	6-19	31.6%
FT%	26-31	83.9%

Dead Ball Rebounds: 5, 0

Colorado - 81 Record: 11-4 (2-2)

NO.	Name		Min	FG M-A	3P M-A	FT M-A	Rebounds OR	DR	TOT	Fouls PF	FD	TP	AS	TO	ST	Blocks BS	BA	+/-
12	Lior Garzon	F	19:56	2-6	2-6	0-0	0	4	4	3	0	6	2	1	0	0	0	22
14	Jade Masogayo	F	25:12	4-4	0-0	8-10	1	3	4	2	8	16	1	3	2	3	0	31
3	Frida Formann	G	26:51	7-11	5-9	3-4	0	4	4	4	4	22	4	2	1	0	0	26
9	Sara-Rose Smith	G	18:58	1-2	0-1	0-0	1	2	3	4	0	2	2	3	0	0	0	8
15	Kindyll Wetta	G	25:26	4-7	0-1	0-0	1	4	5	1	1	8	6	1	2	1	0	18
11	Nyamer Diew		19:29	4-8	2-6	0-0	2	1	3	2	1	10	1	1	1	0	0	-5
21	Johanna Teder		14:45	1-4	0-2	1-2	1	1	2	1	1	3	0	3	1	0	1	0
1	Ayianna Johnson		07:47	1-1	0-0	0-0	0	1	1	0	0	2	0	1	0	0	0	-10
2	Kennedy Sanders		19:05	1-4	1-2	0-0	0	1	1	1	1	3	4	1	3	0	0	-5
24	Grace Oliver		15:31	1-4	0-3	0-0	0	2	2	5	0	2	2	1	0	0	1	12
4	JoJo Nworie		07:01	3-5	1-2	0-0	0	0	0	1	0	7	1	0	0	1	0	-2
Team							1	1	2			0		0				
Totals				29-56	11-32	12-16	7	24	31	24	16	81	23	17	10	5	2	19

Technical Fouls: Masogayo 4th5:14

Shooting By Period		
1st FG%	11-15	73.3%
3PT%	6-9	66.7%
FT%	3-3	100%
2nd FG%	6-13	46.2%
3PT%	2-7	28.6%
FT%	3-5	60%
3rd FG%	7-13	53.8%
3PT%	2-8	25.0%
FT%	0-0	0%
4th FG%	5-15	33.3%
3PT%	1-8	12.5%
FT%	6-8	75%
GM FG%	29-56	51.8%
3PT%	11-32	34.4%
FT%	12-16	75.0%

Dead Ball Rebounds: 2, 1

	UCF	COLO
Biggest lead	0 (1st 10:00)	34 (3rd 5:10)
Best Scoring Run	16(3rd 1:46)	13(1st 6:15)
Lead Changes	0	
Times Tied	0	
Time with Lead	00:00	39:35

Points from	UCF	COLO
Turnovers	16	22
Paint	16	32
Second Chance	3	4
Fast Breaks	13	18
Bench	12	27

Period by Period Scoring	1st	2nd	3rd	4th	TOT
UCF	11	10	24	17	62
COLO	31	17	16	17	81

GAME 15 - CINCINNATI

Orlando, Fla. (Addition Financial Arena) | Jan. 11, 2025

Cincinnati - 64 Record: 10-5 (2-3)

NO.	Name		Min	FG M-A	3P M-A	FT M-A	Rebounds OR	DR	TOT	Fouls PF	FD	TP	AS	TO	ST	Blocks BS	BA	+/-
20	Jillian Hayes	F	32:24	2-6	0-0	3-4	3	5	8	3	4	7	1	3	3	0	1	11
25	Alliance Ndiba	F	25:23	3-3	0-0	2-3	4	3	7	3	2	8	0	1	0	2	0	1
2	Tineya Hylton	G	28:53	5-11	1-5	6-9	4	3	7	3	7	17	1	3	3	0	0	11
3	Reagan Jackson	G	22:19	3-11	3-10	0-0	0	1	1	0	0	9	1	0	1	0	0	3
34	A'riel Jackson	G	28:48	3-9	0-3	0-0	0	2	2	1	0	6	1	5	1	0	0	-4
0	Chloe Mann		26:48	3-14	2-6	6-8	1	1	2	0	6	14	1	2	2	0	2	5
10	Brianna Byars		13:17	0-1	0-0	0-0	0	0	0	0	0	0	0	2	0	0	0	1
7	Abby Holtman		05:41	0-2	0-2	0-0	1	1	2	0	2	0	0	1	0	0	0	-2
14	Ramiyah Byrd		04:16	0-0	0-0	0-0	0	0	0	1	0	0	0	1	0	0	0	2
33	Delaney Snyder		07:08	1-1	0-0	1-3	1	1	2	2	2	3	0	0	0	0	0	0
5	Daylee Dunn		05:03	0-1	0-1	0-0	0	0	0	0	0	0	1	0	0	0	0	2
Team							3	3	6			0		0				
Totals				20-59	6-27	18-27	17	20	37	13	23	64	6	18	10	2	3	6

Technical Fouls::NONE

Shooting By Period		
1st FG%	5-18	27.8%
3PT%	0-7	0.0%
FT%	0-1	0%
2nd FG%	5-14	35.7%
3PT%	2-8	25.0%
FT%	4-7	57.1%
3rd FG%	5-12	41.7%
3PT%	3-7	42.9%
FT%	6-8	75%
4th FG%	5-15	33.3%
3PT%	1-5	20.0%
FT%	8-11	72.7%
GM FG%	20-59	33.9%
3PT%	6-27	22.2%
FT%	18-27	66.7%

Dead Ball Rebounds: 5, 0

UCF - 58 Record: 7-8 (0-5)

NO.	Name		Min	FG M-A	3P M-A	FT M-A	Rebounds OR	DR	TOT	Fouls PF	FD	TP	AS	TO	ST	Blocks BS	BA	+/-
35	Khyala Ngodu	C	21:52	1-4	0-0	4-6	2	5	7	2	4	6	0	0	1	0	0	-4
3	Kaitlin Peterson	G	37:18	7-14	1-6	1-2	0	2	2	1	3	16	1	3	4	0	1	-4
8	Nevaeh Brown	G	21:17	0-5	0-2	0-0	0	2	2	3	0	0	1	2	0	0	0	-15
12	Emely Rodriguez	G	24:05	5-7	0-0	1-2	3	1	4	3	1	11	1	5	2	1	0	-5
24	Ally Stedman	G	25:45	3-6	1-1	0-0	0	2	2	4	0	7	1	2	2	1	0	3
21	Hannah Gusters		13:04	1-5	0-0	1-2	1	3	4	3	2	3	0	2	1	0	0	-1
11	Achol Akot		26:02	5-7	1-1	0-0	2	4	6	4	2	11	3	2	1	1	0	-2
13	Summer Yancy		11:01	1-2	0-1	0-0	0	3	3	3	0	2	0	4	0	0	0	-5
4	Lucie Castagne		10:51	0-0	0-0	0-0	0	0	0	0	1	0	2	1	0	0	0	6
33	Mahogany Chandler-Roberts		03:18	0-3	0-0	0-0	1	1	2	0	0	0	0	0	0	0	1	2
22	Adeang Ring		05:27	1-2	0-0	0-0	0	0	0	0	0	2	0	0	0	0	0	-5
Team							3	2	5			0		1				
Totals				24-55	3-11	7-12	12	25	37	23	13	58	9	22	11	3	2	-6

Technical Fouls::NONE

Shooting By Period		
1st FG%	5-14	35.7%
3PT%	0-2	0.0%
FT%	2-4	50%
2nd FG%	8-15	53.3%
3PT%	2-2	100.0%
FT%	1-2	50%
3rd FG%	6-16	37.5%
3PT%	1-6	16.7%
FT%	0-0	0%
4th FG%	5-10	50.0%
3PT%	0-1	0.0%
FT%	4-6	66.7%
GM FG%	24-55	43.6%
3PT%	3-11	27.3%
FT%	7-12	58.3%

Dead Ball Rebounds: 4, 1

	CIN	UCF
Biggest lead	7 (3rd 3:15)	9 (2nd 4:23)
Best Scoring Run	11(3rd 3:15)	7(1st 1:16)
Lead Changes	5	
Times Tied	5	
Time with Lead	18:07	18:37

Points from	CIN	UCF
Turnovers	19	20
Paint	22	38
Second Chance	24	14
Fast Breaks	9	14
Bench	17	18

Period by Period Scoring	1st	2nd	3rd	4th	TOT
CIN	10	16	19	19	64
UCF	12	19	13	14	58

GAME 16 - at TCU

Fort Worth, Texas (Schollmaier Arena) | Jan. 14, 2025

UCF PHOTO ROSTER

KAITLIN PETERSON
G • 5-9 • Sr.
Eufaula, Ala.



LUCIE CASTAGNE
G • 5-6 • Gr.
Paris, France

NEVAEH BROWN
G • 5-9 • Gr.
Charlotte, N.C.



ACHOL AKOT
F • 6-1 • So.
Ottawa, Ontario



EMELY RODRIGUEZ
G/F • 6-0 • Fr.
La Romana, Domincan Republic

SUMMER YANCY
G/F • 5-11 • Fr.
Kansas City, Mo.



TAYLOR GIBSON
F • 6-2 • Sr.
Upper Marlboro, Md.

HANNAH GUSTERS
C • 6-5 • Gr.
Dallas, Texas

ADEANG RING
F • 6-5 • Fr.
Sydney, Australia

AREK ANGUI
C • 6-8 • Fr.
Juba, South Sudan



ALLY STEDMAN
G • 5-9 • Sr.
Phoenix, Ariz.

MAHOGANY CHANDLER-ROBERTS
F • 6-2 • Fr.
Portland, Ore.

KHYALA NGODU
C • 6-3 • So.
Fort Lauderdale, Fla.