



KNIGHTS

BASKETBALL



TUESDAY, JANUARY 14, 2025 | 11:00 P.M. ET

11-4
OVERALL

2-2
BIG 12

78
NET RANKING

Johnny Dawkins
HEAD COACH / DUKE, 1986

159-107
AT UCF, 9TH SEASON

315-222
OVERALL, 17TH SEASON



at



10-5
OVERALL

1-3
BIG 12

55
NET RANKING

Bobby Hurley
HEAD COACH / DUKE, 1993

165-136
AT ARIZONA ST., 10TH SEASON

207-156
OVERALL, 12TH SEASON

UCF KNIGHTS

ESPN BPI - 75 KenPom - 75

Tempe, Ariz.

Desert Financial Arena (14,198)

ARIZONA STATE SUN DEVILS

ESPN BPI - 63 KenPom - 60

2024-25 SCHEDULE & RESULTS

Overall Record: 11-4

Big 12 Conference: 2-2 | Non-Conference: 9-2 | vs. Top 25: 1-2
Home: 9-1 | Away: 1-1 | Neutral: 1-2

Nov. 4	#13/15 Texas A&M	ESPN+	W, 64-61
Nov. 8	Purdue Fort Wayne	ESPN+	W, 75-68
Nov. 12	Florida Atlantic	ESPN+	W, 100-94
Nov. 19	Tennessee Tech	ESPN+	W, 80-69
Nov. 22	vs. #19/25 Wisconsin*	CBS Sports Network	L, 86-70
Nov. 24	vs. LSU*	CBS Sports Network	L, 109-102 (3OT)
Nov. 27	Milwaukee	ESPN+	W, 84-76
Dec. 1	California Baptist	ESPN+	W, 74-59
Dec. 8	Tarleton State	ESPN+	W, 66-51
Dec. 14	vs. Tulsa*	ESPNU	W, 88-75
Dec. 21	Jacksonville	ESPN+	W, 86-66



Dec. 31	at Texas Tech*	ESPN+	W, 87-83
Jan. 5	#7/7 Kansas*	ESPN+	L, 99-48
Jan. 8	Colorado*	ESPN+	W, 75-74
Jan. 11	at Arizona*	ESPN	L, 88-80
Jan. 14	at Arizona State*	ESPNU	11 p.m.
Jan. 18	#10/8 Houston*	CBS Sports Network	Noon
Jan. 21	at #2/2 Iowa State*	ESPN+	8 p.m.
Jan. 25	TCU*	ESPN+	4 p.m.
Jan. 28	at #9/10 Kansas*	ESPN+	8 p.m.
Feb. 1	BYU*	ESPN+	4 p.m.
Feb. 5	Cincinnati*	CBS Sports Network	7 p.m.
Feb. 8	at #25/24 Baylor*	ESPN+	2 p.m.
Feb. 11	#2/2 Iowa State*	ESPN+	7 p.m.
Feb. 15	at Colorado*	ESPN+	3 p.m.
Feb. 19	at Oklahoma State*	ESPN2/ESPNU	9 p.m.
Feb. 23	Utah*	ESPN+	4 p.m.
Feb. 26	Kansas State*	ESPN+	7 p.m.
March 1	at TCU*	ESPN+	3 p.m.
March 5	Oklahoma State*	ESPN+	7 p.m.
March 8	at -/#25 West Virginia*	ESPN+	5 p.m.

2025 Phillips 66 Big 12 Men's Basketball Championship

March 11-15 Kansas City, Mo.

* - Greenbrier Tip-Off

% - AutoNation Orange Bowl Basketball Classic

* - Big 12 Conference contest

Home games are in bold

Rankings listed are AP/Coaches polls, receiving votes not displayed

All times Eastern

SOCIAL KNIGHTS

Twitter/X@UCF_MBB
Instagram.....@UCF.MBB
Facebook...../UCFMensBasketball
UCF Athletics (Twitter/X).....@UCFKnights
Hashtag.....#ChargeOn
Website.....www.ucfknight.com

BROADCAST INFORMATION

Media	Channel	PxP	Analyst
TV	ESPNU	Pete Sousa	Corey Williams
Radio	FM 96.9 The Game	Marc Daniels	-

SERIES AT A GLANCE

Overall	First Meeting
In Tempe	First Meeting
Last Meeting	N/A

UCFacts - KNIGHT NOTES

NEW LEAGUE FOES, ARIZONA SWING

UCF's win over Colorado was the first of three consecutive meetings against Big 12 Conference newcomers. Following the home victory, the Knights fell to Arizona on the road and will face Arizona State Jan. 14 as the third straight newcomer. Colorado is the lone newcomer that UCF will face twice during the conference slate and one of two the Knights draw at home. Utah, the fourth addition to the Big 12 this summer, will pay its first trip to Addition Financial Arena on Feb. 23.

✦ The Black and Gold fought for 40 minutes at Arizona, but ultimately fell by eight despite leading in multiple stat categories. The Wildcats entered the contest as one of the nation's best rebounding teams, sitting 13th in the country. The Knights outrebounded Arizona by seven boards in the first half and finished with a 42-41 edge on the glass. The Black and Gold took care of the ball, turning the ball over just nine times to Arizona's 14. UCF also held advantages in points off turnovers (18-9), points in the paint (36-32), second chance points (23-12) and fast break points (13-8). While the Knights never led and at one point were down by 17 points in Saturday's road test, the Black and Gold were never out of it.

✦ The Knights enter their contest with Arizona State with a 1-1 record against this year's group of newcomers after going 0-6 in the 2023-24 regular season plus a Big 12 tournament loss to BYU. UCF earned all seven of its conference victories against Big 12 legacy teams last season.

✦ Tuesday's contest against Arizona State will be the first against the Sun Devils in program history. Coach Dawkins, who was a head coach at Stanford in the Pac-12 with Arizona State is 11-8 against the Sun Devils.

✦ The Knights haven't played back-to-back games this far west since the 2019-20 season when they took part in the Wooden Legacy in Anaheim. UCF fell by one to Pennsylvania in the opening game of the tournament before earning consecutive wins against Pepperdine and Charleston. It's the furthest west UCF has been for a single game since their 2023 NIT game at Oregon.

✦ UCF's inaugural meeting with Arizona and Arizona State won't be their first games in the state. The Knights played in Arizona's McKale Center on Dec. 19 and 21, 2005 in the Fiesta Bowl Classic. UCF lost to both Western Kentucky and Sam Houston State, and were the last time prior to this season the Black and Gold played in the state of Arizona.

A TRIO OF SCORING THREATS

✦ The Knights are one of five teams in the Power 4 and Big East to have three 14.5+ points per game scorers this season; they're joined by Texas Tech, Notre Dame, Iowa and Creighton.

✦ The trio of Keyshawn Hall (16.1), Darius Johnson (14.9) and Jordan Ivy-Curry (14.7) combine for 58.1% of UCF's points, accounting for an average of 45.7 PPG of UCF's average of 78.6. All three are in the top 12 of the Big 12 in scoring.

TOP TIER OPPONENTS TO BEGIN LEAGUE PLAY

✦ Six of UCF's first seven games in Big 12 play are quad one contests according to the NCAA NET rankings. The Knights earned a quad one win over Texas Tech, who were relieving votes in both the AP and coaches polls, to open league play but fell in its second and third against No. 7 Kansas and Arizona. The win over the Red Raiders gave UCF two quad one victories on the 2024-25 campaign, adding to an opening night victory against No. 13/15 Texas A&M in Orlando.






✦ Following UCF's 75-74 win over Colorado and loss to Arizona, the Knights have three straight quad one games left in the first seven games of league play. Out of UCF's first 13 Big 12 contests, nine of them present quad one opportunities.

BOUNCED BACK, BEAT THE BUFFS

✦ Following its Big 12 home-opening loss to Kansas, the Knights improved to 8-2 in games immediately following a 20+ point loss in Coach Dawkins' UCF tenure with a 75-74 victory over Colorado on Jan. 8. The Knights have won five straight contests after a 20+ point loss, a margin that has been a rare occurrence during the Dawkins era.

✦ The Buffaloes shot north of 50% from the field throughout the game's entirety and built a lead as big as 10 in the second

LAST GAME'S STARTING FIVE

	GP-GS	Pts.	Reb.	Ast.	FG%	3P%	FT%
 0 Jordan Ivy-Curry 5TH-G Tied a season high in points with 22 vs. Colorado	15-14	14.7	3.5	2.5	.401	.337	.869
 3 Darius Johnson SR-G Ranks sixth in the nation in steals p/game, averaging 2.87	15-15	14.9	3.9	3.9	.417	.422	.820
 4 Keyshawn Hall JR-G Started Dec. 31 game at Texas Tech a perfect 9-for-9 from the floor	15-15	16.1	6.5	2.3	.407	.298	.795
 6 Dallan 'Deebo' Coleman SR-G Has gone 9-for-16 from three over the last six games	15-14	6.6	4.1	0.9	.378	.326	.759
 52 Moustapha Thian FR-C Ranks third blocks by a rookie in UCF history with 35	14-14	7.6	5.1	0.5	.488	.267	.667



IT'S UCF...NOT CENTRAL FLORIDA

A warm Sunshine State hello to all our new conference-mates in the Big 12 and to others we may not have crossed paths with before. The 2024-25 season is our second in our new conference, and we'd like to make sure we are referred to correctly on all accounts. Please refer to the University of Central Florida as "UCF," not "Central Florida," on all references. Also, we are not the "Golden Knights," instead, we are simply known as the "Knights."

TEAM COMPARISON

Big 12	Nat'l	Value	Stat Category	Value	Nat'l	Big 12
7	96	78.6	Points per Game	74.8	189	10
16	309	77.2	Scoring Defense	71.2	183	13
15	220	+1.4	Scoring Margin	+3.6	187	12
16	314	41.7	Field Goal %	44.4	210	12
14	209	43.8	Opponent Field Goal %	41.2	80	8
14	224	33.0	3-Point %	36.2	72	4
9	132	8.3	3-Point Makes per Game	8.9	84	6
12	260	34.7	Opponent 3-Point %	30.2	55	6
3	37	77.0	Free Throw %	71.5	186	10
1	14	18.5	Free Throws Made per Game	15.1	103	6
8	109	37.47	Rebounds per Game	36.33	165	12
6	70	12.53	Offensive Rebounds per Game	9.33	280	16
15	265	-0.6	Rebound Margin	-0.2	253	14
11	123	14.7	Assists per Game	13.5	212	14
12	222	12.5	Turnovers per Game	13.2	278	15
4	49	14.60	Turnovers Forced per Game	12.07	214	15
13	167	1.18	Assist-to-Turnover Ratio	1.02	261	15
6	87	8.1	Steals per Game	5.9	296	16
6	45	4.7	Blocks per Game	5.1	24	3
15	252	19.73	Bench Points per Game	20.33	231	14

bold & italic indicates top 50 national ranking - stats updated to include games through Sun., Jan. 12

SERIES INFORMATION

Total Meetings	First Meeting
Series	First Meeting
in Orlando / Tempe / Neutral	N/A / N/A / N/A
Last Meeting	First Meeting
Last UCF Win	N/A
Last Home Win	N/A
Last Road Win	N/A
Last Neutral Win	N/A
Last Loss	N/A
Last Home Loss	N/A
Last Road Loss	N/A
Last Neutral Loss	N/A
Largest Margin of Victory	N/A
Largest Margin of Defeat	N/A
Streak	First Meeting

Date	Previous Meetings H/A/N	W/L	Result
	First Meeting		

RECORD BY STARTING LINEUP

GUARD	GUARD	GUARD/FWD	GUARD/FWD	FORWARD	RECORD/PPG
Da. Johnson	Ivy-Curry	Coleman	Hall	Thiam	9-3 / 81.1
Da. Johnson	Ivy-Curry	Coleman	Hall	Jocius	1-0 / 84.0
Da. Johnson	Machowski	Coleman	Hall	Thiam	1-0 / 74.0
Da. Johnson	Ivy-Curry	Sellers	Hall	Thiam	0-1 / 48.0

PPG represents points scored by UCF in games with starting lineup, not the starters' combined stats. Lineups in order that they debuted in.

BY THE NUMBERS

21	Darius Johnson became the 21st Knight to reach the 1,000 point mark while wearing a UCF uniform, doing so on Nov. 19, 2024	57.9	UCF's transfers on the 2024-25 roster combined for 57.9 points per game last season, led by Ivy-Curry's 17.1 and Hall's 16.6.	36.0	UCF returns five players who contributed 36.0 points per game. Johnson and Sellers combined for 31.1 of those PPG.
28	28 percent of the preseason AP Top 25 was on UCF's schedule to begin the 2024-25 campaign.	11	11 total newcomers rostered; UCF is one of 42 D-I teams with 11 or more.	9	Nine ranked matchups are on UCF's schedule to start 2024-25. Opening night against #13 Texas A&M was one of five ranked foes at home
8	UCF has improved on its steals per game dip in each of Dawkins' eight seasons, finishing last season with 8.7 per game, ranking 22nd nationally	5	The 2023-24 season was the fifth straight campaign that UCF improved on its blocks per game mark, averaging 5.0 last season.	3	UCF beat a program record three ranked opponents during the 2023-24 season, including its highest ranked win over #3 Kansas.

NATIONALLY RANKED KNIGHTS

Darius Johnson

Category	Value	NCAA Rk.	Big 12 Rk.
Points per Game	14.9	262	11
Steals per Game	2.87	6	1
Steals	43	10	1
Assists per Game	3.9	169	12
Assists	59	207	11
Three Point Percentage	42.2	48	4
Three Pointers Made	38	155	7
Three Pointers Made per Game	2.53	117	7
Free Throw Percentage	82.0	176	10
Minutes per Game	34:30	65	3

Moustapha Thiam

Category	Value	NCAA Rk.	Big 12 Rk.
Blocks	35	20	3
Blocks per Game	2.50	12	2

Keyshawn Hall

Category	Value	NCAA Rk.	Big 12 Rk.
Points per Game	16.1	173	5
Free Throws	70	81	2
Free Throws Attempted	88	108	2
Free Throw Percentage	79.5	233	11
Rebounds per Game	6.5	237	13
Defensive Rebounds per Game	4.8	193	9
Minutes per Game	31:49	249	6

Jordan Ivy-Curry

Category	Value	NCAA Rk.	Big 12 Rk.
Points per Game	14.7	285	12
Three Pointers Made	33	279	14
Three Pointers Made per Game	2.20	210	15
Free Throw Percentage	86.9	67	4
Free Throws	53	260	5
Steals per Game	1.40	331	20

stats updated to include games through Sun., Jan. 12

IN UCF WINS VS. LOSSES

	In UCF Wins	In UCF Losses
Field Goal Percentage	45.2%	34.2%
3-Point Percentage	37.3%	23.3%
Free Throw Percentage	79.2%	71.1%
Rebounds per Game	36.0	41.5
Offensive Rebounds per Game	11.1	16.5
Rebound Margin	+2.2	-8.3
Assists per Game	15.3	12.3
Turnovers per Game	12.5	12.3
Points per Game	79.9	75.0
Opponent Points per Game	70.5	95.5
Opponent Field Goal Percentage	42.3%	47.1%
Opponent 3-Point Percentage	34.3%	35.4%
Opponent Free Throw Percentage	72.7%	73.8%
Opponent Turnovers per Game	15.0	13.5

CONSECUTIVE STARTS

Player	Active UCF Streak	Longest UCF Streak	Longest Career Streak
Darius Johnson	38	38	38*
Keyshawn Hall	15	15	18
Moustapha Thiam	8	8	8*
Jordan Ivy-Curry	7	7	21
Dallan 'Deebo' Coleman	2	12	21
Jaylin Sellers	0	17	45
Nils Machowski	0	1	1
Rokas Jocius	0	1	14
Benny Williams	0	0	15
Elijah Hulsewe	0	0	7

*indicates active longest career streak

GAME-BY-GAME LINEUP

Opp.	LINEUP (G-G/G-F-G/F-F-C)
#13/15 Texas A&M	Da. Johnson - Ivy-Curry - Coleman - Hall - Thiam
Purdue Fort Wayne	Da. Johnson - Ivy-Curry - Coleman - Hall - Thiam
Florida Atlantic	Da. Johnson - Ivy-Curry - Coleman - Hall - Thiam
vs. #19/25 Wisconsin	Da. Johnson - Ivy-Curry - Coleman - Hall - Thiam
vs. LSU	Da. Johnson - Ivy-Curry - Coleman - Hall - Thiam
Milwaukee	Da. Johnson - Ivy-Curry - Coleman - Hall - Jocius
California Baptist	Da. Johnson - Machowski - Coleman - Hall - Thiam
Tarleton State	Da. Johnson - Ivy-Curry - Coleman - Hall - Thiam
vs. Tulsa	Da. Johnson - Ivy-Curry - Coleman - Hall - Thiam
Jacksonville	Da. Johnson - Ivy-Curry - Coleman - Hall - Thiam
at Texas Tech	Da. Johnson - Ivy-Curry - Coleman - Hall - Thiam
#7/7 Kansas	Da. Johnson - Ivy-Curry - Sellers - Hall - Thiam
Colorado	Da. Johnson - Ivy-Curry - Coleman - Hall - Thiam
at Arizona	Da. Johnson - Ivy-Curry - Coleman - Hall - Thiam
at Arizona State	Da. Johnson - Ivy-Curry - Coleman - Hall - Thiam
#10/8 Houston	Da. Johnson - Ivy-Curry - Coleman - Hall - Thiam
at Iowa State	Da. Johnson - Ivy-Curry - Coleman - Hall - Thiam
TCU	Da. Johnson - Ivy-Curry - Coleman - Hall - Thiam
at Kansas	Da. Johnson - Ivy-Curry - Coleman - Hall - Thiam
BYU	Da. Johnson - Ivy-Curry - Coleman - Hall - Thiam
Cincinnati	Da. Johnson - Ivy-Curry - Coleman - Hall - Thiam
at Baylor	Da. Johnson - Ivy-Curry - Coleman - Hall - Thiam
Iowa State	Da. Johnson - Ivy-Curry - Coleman - Hall - Thiam
at Colorado	Da. Johnson - Ivy-Curry - Coleman - Hall - Thiam
at Oklahoma State	Da. Johnson - Ivy-Curry - Coleman - Hall - Thiam
Utah	Da. Johnson - Ivy-Curry - Coleman - Hall - Thiam
Kansas State	Da. Johnson - Ivy-Curry - Coleman - Hall - Thiam
at TCU	Da. Johnson - Ivy-Curry - Coleman - Hall - Thiam
Oklahoma State	Da. Johnson - Ivy-Curry - Coleman - Hall - Thiam
at West Virginia	Da. Johnson - Ivy-Curry - Coleman - Hall - Thiam

QUICK GLANCE - GAME LEADERS

Points	Keyshawn Hall - 2
Keyshawn Hall - 6	Benny Williams - 2
Jordan Ivy-Curry - 4	Dior Johnson - 1
Darius Johnson - 4	Jaylin Sellers - 1
Deebo Coleman - 1	Blocks
Rebounds	Moustapha Thiam - 11
Keyshawn Hall - 7	Keyshawn Hall - 3
Moustapha Thiam - 3	Benny Williams - 3
Jordan Ivy-Curry - 2	Tyler Hendricks - 1
Deebo Coleman - 1	Rokas Jocius - 1
Darius Johnson - 1	Darius Johnson - 1
JJ Taylor - 1	Nils Machowski - 1
Benny Williams - 1	Double-Digit Points
Assists	Keyshawn Hall - 13
Darius Johnson - 7	Jordan Ivy-Curry - 12
Jordan Ivy-Curry - 4	Darius Johnson - 10
Keyshawn Hall - 3	Moustapha Thiam - 6
Dior Johnson - 2	JJ Taylor - 2
Benny Williams - 2	Deebo Coleman - 2
Steals	Rokas Jocius - 1
Darius Johnson - 10	Dior Johnson - 1
Jordan Ivy-Curry - 4	
Deebo Coleman - 3	

QUICK FACTS

UCF INFORMATION

Location	Orlando, Fla.
Founded	1963
Enrollment	69,320
Nickname	Knights
Colors	Black and Gold
Conference	Big 12 Conference
University President	Alexander Cartwright
Director of Athletics	Terry Mohajir
Athletics Phone	(407) 823-2261
Ticket Office Phone	(407) 823-1000

ADDITION FINANCIAL ARENA

Capacity	10,000
Year Opened	Fall 2007
Home Record	173-81
Home Record Under Johnny Dawkins	102-36
Press Row Phone	(954) 531-4322

BASKETBALL HISTORY

First Year of Basketball	1969-70 (56th season)
First Year in Division I	1984-85 (41st season)
First Year in Big 12	2023-24 (2nd season)
All-Time Record	855-695/908-695*
NCAA Tournaments/Last	Five/2019

* 2008-09 (17-14), 2009-10 (15-17), 2010-11 (21-12) victories vacated due to NCAA sanctions

2024-25 TEAM INFORMATION

2023-24 Record	17-16
Conference Record/Finish	7-11/12th
Home Record	11-8
Road Record	3-7
Neutral Record	3-1
Conference Tournament	Second Round
Postseason	NIT First Round
Starters Returning/Lost	2/3
Total Returning/Lost	5/12
Newcomers	11

STRATEGIC COMMUNICATIONS

Primary Contact	Ken Landis
Cell Phone	(954) 531-4322
Email	klandis@athletics.ucf.edu
Secondary Contact	Ryan Ladika
Email	rladika@athletics.ucf.edu
Mailing Address	Roth Athletics Center 4192 North Orion Blvd. Orlando, FL 32816 www.UCFKnights.com
Website	@UCF_MBB
Twitter	UCF.MBB
Instagram	/UCFMensBasketball
Facebook	

CONFERENCE AFFILIATION HISTORY

	Independent 1984-90		Atlantic Sun 1993-05
	American South 1990-91		Conference USA 2005-13
	Sun Belt 1991-92		American Athletic 2013-23
	Independent 1992-93		Big 12 2023-present

UCFacts - KNIGHT NOTES (CONT.)

half, but the Knights found a way to stop them when it mattered most. UCF held Colorado scoreless over the final 3:01 of the contest, including two scoring opportunities inside of five seconds to improve to 2-1 in league play.

◆ Jordan Ivy-Curry led the Knights in scoring with 22 points, sinking four three-pointers in the process, the fourth time in the last six games doing so. Keyshawn Hall and Darius Johnson joined him in double-digit points, tallying 18 and 17, respectively.

◆ The Black and Gold forced the Buffaloes to commit 22 turnovers, a season-high coughed up by Colorado and the second most the Knights have forced this season behind the 23 they forced against Tarleton State on Dec. 8.

◆ UCF's meeting with Colorado was the second win over the Buffaloes in program history and first since the 2017 meeting in the NIT between the two sides that saw the Knights earn a 79-74 win.

BIG 12 CONFERENCE OPENING WIN AT TEXAS TECH

◆ The Knights earned an 87-83 road victory at Texas Tech in their Big 12 opener thanks to a pair of 20+ point performances. ◆ Keyshawn Hall started the game going a perfect 9-for-9 from the field and 4-for-4 from three-point range, including 7-for-7 in the first half with three triples, good enough for 17 points. Darius Johnson had 17 points of his own in the second half, going 5-for-6 including 2-for-2 from deep to help UCF hold onto its advantage, which was as many as 18 points in the final frame. Johnson finished with 24 points while Hall tallied 22.

◆ UCF's 87-point performance in its Big 12 opener was more points than it had scored in any Big 12 regular season win during the 2023-24 campaign and one shy of tying the most they had scored in any conference game last season. Dating back to last season, the Knights have won their last three Big 12 road games, beating Oklahoma State 77-71 on Feb. 28 and TCU 79-77 on March 9.

ROOKIE RECORD WATCH

◆ Freshman Moustapha Thiam has been making a big impact over UCF's last eight games, averaging 9.1 points, 5.8 rebounds and 3.0 blocks per game. He recorded six blocks against Tarleton State on Dec. 8 before rejecting another five shot attempts while scoring a season-high 14 points vs. Tulsa in the Orange Bowl Classic on Dec. 14. It was his third 5+ block performance of the season after blocking six shots against No. 13/15 Texas A&M on opening night. He has five 10+ point games over the last eight.

◆ The freshman is pacing nicely with UCF legend Tacko Fall who posted 70 blocks in his rookie season, a Knights freshman record. Through 15 contests of the 2015-16 season, Fall had 32 blocks while Thiam sits at 35 through the first 15 of the current campaign. Fall had one six-block game during that stretch. Taylor Hendricks, UCF's first lottery and first round pick in program history, had 59 in 2022-23, the second most by a UCF rookie. Hendricks had 25 blocks through 15 games.

DJ SETTING THE TONE

◆ Darius Johnson has done it all early in the campaign, putting pressure on offensive and defensive records in doing so. ◆ Johnson has climbed into the top four of UCF's assists and steals career leaderboard, sitting fourth and third, respectively.

◆ **CONNECTING FROM DEEP:** Johnson has been consistently connecting from beyond the three-point arc, nailing 42.2% of his triples this season, ranking 48th in the nation and fourth in the Big 12. He has four games with at least four made triples and 11 games this season with at least a pair of three-pointers made. Johnson improved 12.5% from beyond in 2023-24 compared to his 2022-23 clip.

◆ **8 THREES:** Johnson went 8-for-10 from the three-point arc against Milwaukee (Nov. 27), making eight of UCF's 11 triples that night, helping the team to a 45.8% clip from long-range. At the time of achieving the feat, Johnson was tied for the most made threes in game for a Power 4 team this season. The eight triples lifted Johnson to his best scoring performance in his career at Addition Financial Arena, scoring 28 points, the fourth most in a single game in his career. A player has made eight or more three-pointers just one other time in head coach Johnny Dawkins' UCF career when Matt Williams had 11 triples against South Florida on Jan. 17, 2017. Eight made threes tied the second most in a single game in program history.

◆ **STEALS PACING:** At 43 steals through 15 games in 2024-25 (2.87 p/gm), Johnson is on pace to add an additional 46 steals, which would give him 89 at the end of the regular season. That would be the third most in a season in UCF history (record is 110 by Jerry Prather in 1977-78) and be the record for most in UCF's D-I era (record is 73 by Johnson in 2023-24).

◆ **7 STEALS:** Snatched seven steals against California Baptist (Dec. 1), tying a career-high and tying the most by any NCAA D-I player this season at the time. It was four steals short of tying the program record and stands in a tie for seventh in a single UCF game. Last season, Johnson finished last season 18th in the nation and second in the Big 12 in steals p/gm at 2.21.

JORDAN IVY-CURRY BRINGING THE JUICE

◆ Transfer guard Jordan Ivy-Curry, who goes by the nickname Juice, has brought plenty of energy to UCF's offense. He has rattled home four or more three-pointers in four of his last seven games, most recently drianing four in a 22-point effort against Colorado.

◆ He scored double-digit points in his first 11 games at UCF, including a season-high 22 points against Florida Atlantic on Nov. 12. He later matched his season high against Colorado on Jan. 8, helping UCF out to a 2-1 start in Big 12 play.

◆ The 11 straight games with double digits to start his UCF career was just one shy of tying his teammate, Jaylin Sellers, who had 12 straight games with double-digit points last season to begin his Knights career. The last newcomer to top a dozen double-digit games at the start of their UCF career was Aubrey Dawkins who scored 10 or more points in 18 straight contests to begin his 2018-19 season, one that ended with the Knights in the NCAA Tournament.

◆ Ivy-Curry's first four games saw him tally at least 15 points and a trio of assists. He's had three or more assists in eight of UCF's games thus far, including a pair of five-assist performances.

◆ Ivy-Curry sunk 23 of 25 free throws to start the year and leads the Knights in free throw percentage among those who qualify while ranking sixth in the Big 12 in the category.

KEYSHAWN IS KEY

◆ Transfer guard/forward Keyshawn Hall has six 20+ point games and scored double-digit points in all but two games this season. ◆ He has tallied two back-to-back 20+ point outings on the season, most recently scoring 22 at Texas Tech (Dec. 31) and 21 vs. Jacksonville (Dec. 21). Earlier in the year he posted 26 against Florida Atlantic (Nov. 12) and 20 vs. Tennessee Tech (Nov. 19). He's accomplished the feat before, piecing together four straight 20+ point outings from Feb. 3-Feb. 13, 2024 while at George Mason. He tallied 25 at UMass, 20 vs. Loyola Chicago, 25 at Davidson, and 20 vs. George Washington on that run.

◆ Hall has a pair of double-doubles so far this season. The first was his second outing with UCF, scoring 14 points with 12 rebounds against Purdue Fort Wayne while his second saw him drain 21 points and haul in 10 rebounds against LSU at The Greenbrier.

ON POINT FROM DEEP

◆ UCF has made 10 or more three-pointers in six contests so far this season, including three times in the last five contests. The Knights hit 10 or more three pointers just twice last season. Additionally, UCF already has three games where they've shot 50% or better from the floor after doing that just four times in the previous campaign.

◆ The Knights shot over 50% in back-to-back contests, doing so in the final game of nonconference and the first of Big 12 play. UCF recorded a 51.8% clip from the field and 43.5% from long range at Texas Tech as well as a 58.7% clip with a 58.8% mark from deep against Jacksonville. UCF's 58.7% clip from the field against Jacksonville was its best in a game since its mark of 60.4 against Temple Jan. 2, 2019, and the squad's 58.8 success rate from beyond the arc (10-for-17) marked its highest since it nailed 12 triples (12-for-20, 60%) against Michigan Dec. 30, 2021. UCF's efforts against Jacksonville and Texas Tech marked its fourth and fifth game with at least 10 3-point field goals this season, joining its contests against Florida Atlantic Nov. 12 (13), LSU Nov. 24 (10) and Milwaukee Nov. 27 (11).



BIG 12 CONFERENCE



Standings	Big 12			Overall			H	A	N	v. T25	Streak
	W-L	Pct.		W-L	Pct.						
Iowa State	4-0	1.000		14-1	.933		9-0	3-0	2-1	2-1	W11
Houston	4-0	1.000		12-3	.800		9-0	2-0	1-3	0-2	W8
Arizona	4-0	1.000		10-5	.667		7-1	2-1	1-3	2-2	W6
Kansas	3-1	.750		12-3	.800		8-1	2-2	2-0	2-0	W3
West Virginia	3-1	.750		12-3	.800		8-1	2-1	2-1	3-0	W1
Baylor	3-1	.750		11-4	.733		8-0	1-3	2-1	2-4	W2
UCF	2-2	.500		11-4	.733		9-1	1-1	1-2	1-2	L1
Texas Tech	2-2	.500		11-4	.733		8-2	2-0	1-2	0-2	L1
TCU	2-2	.500		9-6	.600		9-0	0-3	0-3	0-1	W1
Arizona State	1-3	.250		10-5	.667		5-1	0-3	5-1	0-3	L2
BYU	1-3	.250		10-5	.667		8-1	0-3	2-1	0-2	L3
Oklahoma State	1-3	.250		9-6	.600		6-1	2-2	1-3	0-2	L1
Utah	1-3	.250		9-6	.600		9-2	0-2	0-2	0-2	W1
Kansas State	1-3	.250		7-8	.467		5-3	0-4	2-1	1-1	L3
Cincinnati	0-4	.000		10-5	.667		7-2	2-3	1-0	1-1	L4
Colorado	0-4	.000		10-5	.667		8-2	0-2	1-2	1-3	L4

Standings updated following games on Sun., Jan. 12

Preseason Coaches Poll

1. Kansas (9).....	215
2. Houston (5).....	211
3. Iowa State (1).....	194
4. Baylor.....	185
5. Arizona (1).....	179
6. Cincinnati.....	140
7. Texas Tech.....	135
8. Kansas State.....	133
9. BYU.....	116
10. TCU.....	90
11. UCF.....	83
12. Arizona State.....	64
13. West Virginia.....	62
14. Oklahoma State.....	46
15. Colorado.....	37
16. Utah.....	30

Preseason Player of the Year

Hunter Dickinson, Kansas

Preseason Co-Newcomers of the Year

Jeremy Roach, Baylor
Coleman Hawkins, Kansas State

Preseason Freshman of the Year

VJ Edgcombe, Baylor

Preseason All-Big 12 First Team

Caleb Love, Arizona
LJ Cryer, Houston
J'Wan Roberts, Houston
Tamin Lipsey, Iowa State
Hunter Dickinson, Kansas (unanimous)

Preseason All-Big 12 Second Team

Norchad Omier, Baylor
Jeremy Roach, Baylor
Keshon Gilbert, Iowa State
Dajuan Harris, Kansas
Coleman Hawkins, Kansas State

Weekly Honors

Week	Player of the Week
Nov. 11	Hunter Dickinson, Kansas, C, Gr.
Nov. 18	Hunter Dickinson, Kansas, C, Gr.
Nov. 25	Norchad Omier, Baylor, F, 5th
Dec. 2	Keshon Gilbert, Iowa State, G, Sr. Javon Small, West Virginia, G, Sr.
Dec. 9	Keshon Gilbert, Iowa State, G, Sr.
Dec. 16	Hunter Dickinson, Kansas, C, Gr.
Dec. 23	Darriin Williams, Texas Tech, F, Jr.
Jan. 6	Javon Small, West Virginia, G, Sr.
Jan. 13	Curtis Jones, Iowa State, G, Sr.

Newcomer of the Week

Egor Demin, BYU, G, Fr.
Zeke Mayo, Kansas, G, Sr.
Egor Demin, BYU, G, Fr.
Joson Sanon, Arizona State, G, Fr.
JT Toppin, Texas Tech, F, So.
Tucker DeVries, West Virginia, G/F, Sr.
Joshua Jefferson, Iowa State, F, Jr.
Joshua Jefferson, Iowa State, F, Jr.
Zeke Mayo, Kansas, G, Sr.
Jayden Quaintance, Arizona State, F, Fr.
Joshua Jefferson, Iowa State, F, Jr.
Noah Reynolds, TCU, G, Sr.
Joshua Jefferson, Iowa State, F, Jr.

UCFacts - KNIGHT NOTES (CONT.)

BIG 12 BLOCK PARTY

- ◆ The Black and Gold are averaging 4.7 blocks per contest, a mark that is 45th in the nation and sixth in the Big 12. The 2023-24 season was the fifth straight season where the Knights improved on their blocks per game from the previous season. UCF finished last season with an even 5.0 blocks per game, ranking first in the Big 12 and 19th in the nation.
- ◆ UCF has earned seven or more blocks in five games this season, including two straight seven-block performances against Kansas and Colorado.

TURNOVER TIME

- ◆ The Knights are averaging 14.60 forced turnovers per game this season, continuing a trend from the last three seasons of UCF forcing north of 14.0 turnovers per game, including a 14.21 clip last season and a 14.82 mark in 2022-23, the highest during the Dawkins era.
- ◆ UCF's defense ranks No. 67 in turnover percentage according to KenPom with a 19.8% clip which indicates that about one of every five Knight possessions stemmed from a turnover. The Knights finished ranked 29th last season after recording a 20.4% mark.
- ◆ A big part of the high turnovers forced mark has been steals, as the Knights have snatched 8.3 steals per game, a mark that ranks 77th in the country and sixth in the Big 12. UCF averaged 8.7 steals per game last season, ranking 22nd in D-I.
- ◆ The Black and Gold forced 23 turnovers against Tarleton St., the first time forcing 20+ in a game this season. UCF accomplished the feat four times last year, the most in any season under Dawkins. UCF has forced 20+ turnovers 16 times under Dawkins after the 22 forced against Colorado on Jan. 8.

DAWKINS' PERFECT RECORD VS. KANSAS, BILL SELF COMES TO AN END

- ◆ Kansas' Jan. 5, 2025 defeat of UCF snapped what was an unblemished 39-year run for Knights' head coach Johnny Dawkins against either Kansas or Bill Self as a coach or a player.
- ◆ UCF head coach Johnny Dawkins was a combined 6-0 in meetings against either Kansas or Bill Self, or a combination of both. Separately, he started 4-0 against Kansas in his career, with two wins as a player and two as a coach while also going 4-0 against Bill Self, with two wins as a head coach and two as an assistant. Dawkins is now 2-1 as a head coach against Self at KU.
- ◆ **Dec. 1, 1985: Duke 92, Kansas 86** - While playing for Duke and Mike Krzyzewski (Coach K), Dawkins, in his senior year, helped lift the Blue Devils over the Jayhawks in the fifth game of the 1985-86 season, played in Madison Square Garden.
- ◆ **March 29, 1986: Duke 71, Kansas 67** - Dawkins leads all scorers with 24 points, shooting 11-for-17, in the NCAA Tournament National Semifinal played in Reunion Arena in Dallas, Texas, to send Duke to the championship game.
- ◆ **March 14, 1999: Duke 97, Tulsa 56** - As an assistant coach at his alma mater and under Coach K, Dawkins is on staff to beat a Tulsa team with Bill Self at the helm in the second round of the 1999 NCAA Tournament.
- ◆ **Nov. 28, 2000: Duke 78, Illinois 77** - At a Greensboro Coliseum neutral site contest, Dawkins again as an assistant helps in lifting his team to a win over a Bill Self led squad, this time as he's piloting a No. 9 Illini squad in a top-10 showdown.
- ◆ **March 23, 2014: Stanford 60, Kansas 57** - At the helm of Stanford, Dawkins leads the Cardinal to the Sweet 16 of the 2014 NCAA Tournament as a No. 10 seed after beating New Mexico and a Bill Self-led Kansas squad to advance. The appearance remains Stanford's most recent run to March Madness.
- ◆ **Jan. 10, 2024: UCF 65, Kansas 60** - Dawkins guides UCF to win over Bill Self-led No. 3 Jayhawks in Big 12 home debut.
- ◆ **Jan. 5, 2025: Kansas 99, UCF 48** - The No. 7 Jayhawks spoil Dawkins' flawless against Kansas and/or Self, ending the streak at 14,280 days.

WINNING STREAK SNAPPED

- ◆ The Knights saw their six-game winning streak come to an end at the hands of No. 7 Kansas. The run represented the first six-game winning streak since the 2019-20 season. The loss also concluded a perfect 8-0 record at home this season, the second longest under Dawkins.

JAYLIN RETURNS

- ◆ Senior Jaylin Sellers made his return to the floor in UCF's final nonconference game of the season after going down in the preseason with an injury, causing him to miss UCF's first 10 games of the 2024-25 campaign. He returned to the starting lineup on Jan. 5 for UCF's home contest against No. 7 Kansas.
- ◆ Sellers wasted no time reminding the crowd of his style of play, catching an alley-oop and slamming it down for his first points of the season. He finished the contest with 12:16 of game action, scoring seven points while tallying an assist.
- ◆ Sellers earned an All-Big 12 Honorable Mention nod at the end of last season while leading the Knights in scoring at 15.9 PPG.

NONCONFERENCE PLAY COMPLETE

- ◆ The Knights finished their nonconference slate with a 9-2 record, the second best mark by winning percentage in the out-of-conference schedule under Dawkins at .818, second to the 10-2 non-league schedule during the 2018-19 season that saw the Knights make a run to the NCAA Tournament and earn the first March Madness victory in program history.
- ◆ UCF went a perfect 8-0 at home in this year's non-conference slate, the first time going perfect since 2011-12.
- ◆ The Knights have won at least eight non-conference games in each full season under Dawkins (omitting 2-1 record in COVID affected 2020-21 season) and have won nine non-conference games for the seventh time under him.
- ◆ The Knights got out to a 4-0 start this season, tying the best start during the Dawkins era. The 2017-18 and 2021-22 campaigns also saw 4-0 starts. The trio of 4-0 starts all have something in common in the fact the Knights beat at least one Power Four team in those stretches, and each campaign ended with at least 18 victories. The 2024-25 start is the only one of the three that includes a ranked victory, thanks to the 64-61 victory over No. 13 Texas A&M.

DEFENSE TAKES SHAPE TO CONCLUDE NONCONFERENCE SLATE

- ◆ Despite allowing 81.2 points per game on defense over the first six games of the season, the Knights held their final five opponents to an average of 65.4 points, including two sub-60 performances against California Baptist (59) and Tarleton St. (51).
- ◆ UCF forced 170 turnovers per game over the final five non-league contests compared to 13.0 over the first six. The Knights forced double-digit turnovers in each game in the nonconference slate but generated 15 or more in four of the final five, including a season-high 23 against Tarleton State on Dec. 8.

DEFENDING AT AN ELITE LEVEL

- ◆ UCF is an impressive 76-9 when holding opponents to 60 points or less since Dawkins' arrival to start 2016-17.
- ◆ The Knights have posted an 93-18 record under Dawkins when holding an opponent under 40% shooting from the field. When holding a team to 33.3% or less, UCF is 37-2 under Dawkins. Furthermore, the Black and Gold are 15-1 when holding a team to under 30% from the field under their current head coach.

PROTECTING HOME COURT, FILLING ADDITION FINANCIAL ARENA

- ◆ UCF has made a habit of protecting Addition Financial Arena under head coach Johnny Dawkins, going 101-35 at home.
- ◆ The Knights finished the out-of-league slate on an 11-game, regular season, home winning streak against non-conference foes, dating back to last season where UCF beat Maine, Florida A&M and Bethune-Cookman to wrap up nonconference.
- ◆ The team's loss to Kansas snapped a perfect 8-0 home record this season; it goes down as the second-longest home winning streak under Dawkins.
- ◆ Dawkins and the Knights have earned six wins against ranked foes on their home floor, with an overall record of 6-10.
- ◆ For the second straight campaign, UCF set a record for most season tickets sold. UCF finished its inaugural Big 12 home schedule with all nine contests ranking in the top 20 in highest attended games in Addition Financial Arena's history, including a sellout against Kansas at 9,469 fans. A program record 134,240 fans attended UCF games in 2023-24 across 19 games in The City Beautiful.

POLLS & RANKINGS

AP POLL				COACHES POLL			
Week 11 - Jan. 13				Week 10 - Jan. 6			
Rk.	Team (1st Votes)	Record	Pts.	Rk.	Team (1st Votes)	Record	Pts.
1	Auburn (60)	15-1	1548	1	Auburn (25)	15-1	768
2	Iowa State	14-1	1469	2	Iowa State (5)	14-1	739
3	Duke (1)	14-2	1403	3	Duke	14-2	705
4	Alabama	14-2	1338	4	Florida	15-1	649
5	Florida	15-1	1326	5	Alabama	14-2	648
6	Tennessee	15-1	1251	6	Tennessee (1)	15-1	626
7	Marquette	14-2	1184	7	Marquette	14-2	587
8	Kentucky	13-3	1039	8	Houston	12-3	522
9	Kansas	12-3	983	9	Kentucky	13-3	514
10	Houston	12-3	935	10	Kansas	12-3	460
11	Texas A&M	13-3	883	11	Texas A&M	13-3	425
12	Michigan State	14-2	797	12	Michigan State	14-2	424
13	Oregon	15-2	781	13	UConn	13-4	345
14	UConn	13-4	665	14	Oregon	15-2	343
15	Mississippi State	14-2	624	15	Purdue	13-4	294
16	Gonzaga	14-4	569	16	Gonzaga	14-4	285
17	Purdue	13-4	553	17	Memphis	13-3	272
18	Memphis	13-3	511	18	Mississippi State	14-2	267
19	Illinois	12-4	496	19	Michigan	13-3	231
20	Michigan	13-3	418	20	Illinois	12-4	223
21	Ole Miss	14-2	351	21	Ole Miss	14-2	195
22	Utah State	16-1	250	22	Utah State	16-1	143
23	Georgia	14-2	221	23	Georgia	14-2	80
24	Wisconsin	13-3	132	24	Baylor	11-4	72
25	Baylor	11-4	119	25	West Virginia	12-3	69

RECEIVING VOTES: St. John's 83; Oklahoma 63; *West Virginia 61*; *Arizona 26*; Louisville 17; *Texas Tech 12*; Maryland 11; Clemson 8; Missouri 8; *Cincinnati 4*; San Diego St. 4; Saint Mary's 3; UC Irvine 2; New Mexico 2

RECEIVING VOTES: St. John's 52; *Wisconsin 29*; *Arizona 29*; New Mexico 19; Oklahoma 14; UCLA 12; Maryland 8; *Texas Tech 6*; Clemson 5; Saint Mary's 4; Louisville 3; Indiana 3; San Diego State 2; Missouri 2; UC Irvine 1

* UCF opponents listed in bold italics.

UCF WEEK-BY-WEEK

	AP	COACHES	NET	ESPN BPI	KENPOM	RECORD
Preseason	NR	NR	-	52	66	0-0
Week 2	RV	RV	-	56	63	2-0
Week 3	RV	RV	-	53	57	3-0
Week 4	NR	NR	-	69	80	4-2
Week 5	NR	NR	84	72	76	6-2
Week 6	NR	NR	91	74	84	7-2
Week 7	NR	NR	90	73	80	8-2
Week 8	NR	NR	80	70	75	9-2
Week 9	NR	NR	82	70	73	9-2
Week 10	NR	NR	87	68	81	10-3
Week 11	NR	NR	78	75	75	11-4
Week 12	-	-	-	-	-	-
Week 13	-	-	-	-	-	-
Week 14	-	-	-	-	-	-
Week 15	-	-	-	-	-	-
Week 16	-	-	-	-	-	-
Week 17	-	-	-	-	-	-
Week 18	-	-	-	-	-	-
Week 19	-	-	-	-	-	-
Week 20	-	-	-	-	-	-

All rankings are updated on Monday of each respective week. First NET rankings debuted in Week 5 (Dec. 2)

UCFacts - KNIGHT NOTES (CONT.)

BRACKETOLOGY

- ◆ According to Joe Lunardi's bracketology (published on Jan. 3), UCF is listed as one of the "next four out" teams. The Knights are scheduled to play or have already played 10 teams projected to be in the NCAA Tournament field of 68 and an additional one listed as a "first four out squad."
- ◆ UCF was listed as the first team out of the NCAA Tournament field in the Nov. 19 bracketology release.
- ◆ The 11 teams listed in the field of 68 or just outside make up 13 games on UCF's schedule. They are: Iowa State (1-seed, two matchups), Texas A&M (3-seed; W, 64-61), Kansas (4-seed, two matchups), Houston (4-seed), Baylor (5 seed), Wisconsin (7-seed; L, 86-70), Cincinnati, West Virginia (8-seeds), Texas Tech (11-seed), BYU (11-seed, last four in) and Arizona State (first four out).
- ◆ UCF faced 10 teams that made the NCAA Tournament last season. They are Houston (1-seed), Iowa State (2-seed), Baylor (3-seed), Kansas (4-seed), BYU (6-seed), Texas Tech (6-seed), Texas (7-seed), TCU (9-seed), South Dakota St. (15-seed) and Stetson (16-seed).
- ◆ A total of 12 teams that made last season's NCAA Tournament were on UCF's slate to begin the campaign.

DEFENDING DECEMBER

- ◆ UCF is 43-12 in the month of December under Johnny Dawkins, never losing more than two games in any December while he has been at the helm. Two of Dawkins' five victories over top-25 teams at UCF have come in December.
- ◆ The Black and Gold are 32-4 at home in December during Dawkins' tenure.
- ◆ The Knights have averaged 73.0 points per game in December under Dawkins while holding foes to just 61.8 points per game, a double-digit margin of 11.1 points per contest.

BEATING FLORIDA FOES

- ◆ UCF has found success against in-state opponents under head coach Johnny Dawkins, going 28-11 against teams from Florida since his arrival. UCF added two tallies to the win column this season with the 100-94 win over Florida Atlantic on Nov. 12 and the 86-66 victory over Jacksonville on Dec. 21.
- ◆ The Knights have topped Florida, Florida State, Miami, South Florida, Stetson, FIU, Jacksonville, Bethune-Cookman and Florida A&M during Johnny Dawkins' tenure as UCF's head coach and added Florida Atlantic to that list this season.

DEEBO DOMINATES ORANGE BOWL

- ◆ Dallan "Deebo" Coleman had his best showing as a Knight in the AutoNation Orange Bowl Basketball Classic vs. Tulsa on Dec. 14, tallying a season-high 20 points on 6-of-8 shooting along with tying his career-best in rebounds with nine.
- ◆ Coleman was named MVP of the game, joining Marcus Jordan on the Orange Bowl's MVP list; Jordan had 23 points vs. Miami back on Dec. 18, 2010 in an 84-78 UCF win. The Knights' victory this season was the second in UCF's three times at the Orange Bowl, with the other appearance being a 68-66 loss to Missouri in 2022 on a buzzer-beating three-pointer.
- ◆ Coleman was one of four Knights in double figures at this year's Orange Bowl; Jordan Ivy-Curry had 16 points while Moustapha Thiam and Keyshawn Hall had 14. Coleman led the Knights in scoring, rebounds and steals and free throws made on the day.

TOUGH GAMES AT THE GREENBRIER

- ◆ UCF left the Greenbrier Tipoff without a victory, falling to No. 19 Wisconsin 86-70 before dropping a triple-overtime heartbreaker to LSU 109-102. The Knights were seeking their third straight in-season tournament victory.
- ◆ The Black and Gold had built a 20-point lead against LSU, including carrying a 15-point edge into the halftime locker room. The Tigers shot 50% in the second half to mount the comeback to force overtime, where the two sides eventually played three extra segments for just the sixth time in UCF history. The Knights are now 3-3 in triple overtime games.
- ◆ A trio of Knights scored 20 or more points in the loss to LSU, the second time this season UCF has accomplished the feat. Darius Johnson led the way with 25 points and was joined by Keyshawn Hall (21) and Jordan Ivy-Curry (20). Seventeen of Ivy-Curry's points came across all three overtime segments while Hall grabbed a dozen of his points in overtime.
- ◆ Johnson compiled eight assists and five steals in the loss; Deebo Coleman also snatched five steals, a career-high.
- ◆ UCF won last season's in-season tournament, the Jacksonville Classic, by topping South Dakota State and Charlotte. UCF won the Baha Mar Hoops Bahamas Championship during the 2022-23 campaign with a 60-56 overtime victory over Oklahoma State and a 57-50 win over Santa Clara. Coach Dawkins' first tournament victory was during the 2018-19 campaign where the Knights beat Cal St. Fullerton, Saint Joseph's and Western Kentucky at the Myrtle Beach Invitational.

DJ HITS 1,000 POINTS

- ◆ Darius Johnson hit the 1,000 career point mark on Nov. 19 against Tennessee Tech, becoming the 21st Knight to score all 1,000 points in a UCF uniform. The last Knight to accomplish the feat was Tacko Fall in 2018-19, finishing his career with 1,160.
- ◆ Darius' dad Kelvin and brother Xavier both scored 1,000 points college. Xavier finished his five-year career with 1,452 points after three years with George Mason and two with Southern Ill. Kelvin finished with 1,400 in four years at Richmond.
- ◆ Johnson got halfway to 1K just from last year's scoring alone, posting an even 500 points, including 90 over the final four games.
- ◆ Johnson now gives UCF a trio of 1,000 point scorers, as he is joined by Jordan Ivy-Curry and Jaylin Sellers.
- ◆ As of the start of Big 12 play, UCF is one of six Big 12 schools with a trio of 1,000+ point scorers. The other five schools in the Big 12 that meet the criteria are Arizona, Baylor, Kansas, Oklahoma State, Texas Tech and West Virginia.

BIG 12 CONFERENCE TEAMS IN NATIONAL POLLS

Week	Arizona	Arizona St.	Baylor	BYU	UCF	Cincinnati	Colorado	Houston	Iowa St.	Kansas	K-State	Oklahoma St.	TCU	Texas Tech	West Virginia	Utah
Preseason	10/9	RV/-	8/8	RV/RV	-	20/20	-	4/4	5/6	1/1	RV/RV	-	-	RV/RV	-	-
Week 2	9/8	RV/-	12/14	RV/RV	RV/RV	17/17	-	8/10	7/7	1/1	RV/RV	-	-	RV/RV	-	-
Week 3	17/17	RV/-	13/15	RV/RV	RV/RV	18/16	-	7/7	5/5	1/1	RV/-	-	-	RV/22	-	-
Week 4	24/23	RV/-	17/18	RV/RV	-	16/14	-	6/7	5/5	1/1	-	-	-	RV/RV	-	-
Week 5	-/RV	RV/RV	15/16	RV/RV	-	14/14	-	17/18	6/5	1/1	-	-	-	RV/RV	RV/RV	-
Week 6	-	RV/RV	RV/25	-	-	22/23	-	15/13	3/3	10/10	-	-	-	-/RV	RV/RV	-
Week 7	-	RV/-	RV/RV	-	-	19/20	-	15/12	3/3	8/8	-	RV/-	-	-/RV	RV/RV	-
Week 8	-	RV/-	25/23	-	-	17/17	-	15/12	3/3	7/7	-	-	-	RV/RV	RV/RV	-
Week 9	-	RV/-	25/21	-	-	16/17	-	14/14	3/3	7/7	-	-	-	RV/RV	RV/RV	-
Week 10	RV/RV	-	RV/RV	-	-	RV/RV	-	12/11	3/3	11/12	-	-	-	RV/RV	21/23	-
Week 11	RV/RV	-	25/24	-	-	RV/RV	-	10/8	2/2	9/10	-	-	-	RV/RV	RV/25	-
Week 12	-	-	-	-	-	-	-	-	-	-	-	-	-	-	-	-
Week 13	-	-	-	-	-	-	-	-	-	-	-	-	-	-	-	-
Week 14	-	-	-	-	-	-	-	-	-	-	-	-	-	-	-	-
Week 15	-	-	-	-	-	-	-	-	-	-	-	-	-	-	-	-
Week 16	-	-	-	-	-	-	-	-	-	-	-	-	-	-	-	-
Week 17	-	-	-	-	-	-	-	-	-	-	-	-	-	-	-	-
Week 18	-	-	-	-	-	-	-	-	-	-	-	-	-	-	-	-
Week 19	-	-	-	-	-	-	-	-	-	-	-	-	-	-	-	-
Week 20	-	-	-	-	-	-	-	-	-	-	-	-	-	-	-	-

Rankings are listed as AP/USA Today



HISTORY VS. RANKED OPPONENTS

UCF vs. Ranked Opponents (11-66)

Date	AP / Coaches Rk.	Opponent	Result
1/5/24	7 / 7	Kansas	L, 99-48
11/22/24	19 / 25	vs. Wisconsin	L, 86-70
11/4/24	13 / 15	Texas A&M	W, 64-61
3/13/24	20 / 21	vs. BYU	L, 87-73
3/6/24	1 / 1	Houston	L, 67-59
3/2/24	8 / 6	Iowa State	L, 60-52
2/24/24	23 / 23	Texas Tech	W, 75-61
2/13/24	19 / 17	at BYU	L, 90-88
2/10/24	23 / 23	at Texas Tech	L, 66-59
2/3/24	23 / 24	Oklahoma	W, 74-63
1/31/24	18 / 18	Baylor	L, 77-69
1/20/24	5 / 5	at Houston	L, 57-42
1/13/24	18 / 17	BYU	L, 63-58
1/10/24	3 / 3	Kansas	W, 65-60
11/10/23	13 / 13	at Miami	L, 88-72
1/25/23	3 / 3	Houston	L, 82-71
12/31/22	3 / 3	at Houston	L, 71-65
2/17/22	14 / 15	at Houston	L, 70-52
1/29/22	7 / 9	Houston	L, 63-49
12/1/21	21 / 20	at Auburn	L, 85-68
1/17/21	11 / 11	at Houston	L, 75-58
12/26/20	6 / 7	vs. Houston	L, 63-54
12/19/20	15 / 15	at Florida State	W, 86-74
3/24/19	1 / 1	vs. Duke	L, 77-76
3/7/19	20 / 19	Cincinnati	W, 58-55
3/2/19	8 / 6	at Houston	W, 67-62
2/21/19	NR / 25	at Cincinnati	L, 60-55
2/1/19	12 / 12	Houston	L, 77-68
3/9/18	21 / 21	vs. Houston	L, 84-56
3/1/18	11 / 11	Wichita State	L, 75-71 (OT)
2/6/18	6 / 6	at Cincinnati	L, 77-40
1/25/18	17 / 16	at Wichita State	L, 81-62
1/16/18	12 / 13	Cincinnati	L, 49-38
12/3/17	24 / NR	at Alabama	W, 65-62
11/24/17	23 / 20	vs. West Virginia	L, 83-45
3/11/17	12 / 15	vs. SMU	L, 70-59
2/26/17	15 / 16	Cincinnati	W, 53-49
2/8/17	11 / 11	at Cincinnati	L, 60-50
1/20/16	3 / 3	vs. Villanova	L, 67-57
1/10/16	15 / NR	at SMU	L, 88-73
3/13/14	13 / 12	vs. Cincinnati	L, 61-58
3/1/14	23 / 24	at SMU	L, 70-55
2/19/14	7 / 9	Cincinnati	L, 77-49
2/12/14	20 / 22	at Memphis	L, 76-70
2/9/14	22 / NR	UConn	L, 75-55
2/1/14	12 / 8	at Louisville	L, 87-70
1/29/14	22 / 22	Memphis	L, 69-59
1/23/14	15 / 16	at Cincinnati	L, 69-51
12/31/13	14 / 10	Louisville	L, 90-65
3/2/13	19 / 17	Memphis	L, 76-67
2/13/13	22 / 25	at Memphis	L, 93-71
11/23/12	7 / 8	at Florida	L, 79-66
11/25/11	4 / 4	vs. UConn	W, 68-63
11/14/11	25 / 24	at Florida State	L, 73-50
12/1/10	18 / 16	vs. Florida	* W, 57-54
1/5/10	14 / 16	at Ole Miss	L, 84-56
12/20/09	14 / 14	at UConn	L, 60-51
2/9/08	1 / 1	at Memphis	L, 85-64
11/23/07	18 / 20	vs. Kansas State	L, 73-71 (OT)
11/22/07	20 / 19	vs. Villanova	L, 76-68
1/31/07	11 / 12	Memphis	L, 87-65
1/28/06	3 / 3	at Memphis	L, 94-61
1/3/06	19 / 21	at Kentucky	L, 59-51
12/3/05	11 / 11	at Florida	L, 80-47
3/18/05	13 / 14	vs. UConn	L, 77-71
3/19/04	9 / 8	vs. Pittsburgh	L, 53-44
12/4/03	2 / 2	vs. Florida	L, 59-39
12/12/02	25 / NR	Coll. of Charleston	W, 82-64
11/19/99	25 / 24	Miami	L, 81-54
11/27/98	7 / 9	at Michigan State	L, 87-64
3/14/96	1 / 2	vs. UMass	L, 92-70
12/19/95	18 / 19	at Georgia	L, 103-54
3/17/94	3 / 5	vs. Purdue	L, 98-67
12/7/91	5 / 5	at North Carolina	L, 101-72
12/2/89	12 / 10	at North Carolina	L, 92-42
12/28/88	10 / 12	vs. Florida State	L, 97-64
11/25/88	17 / 18	at Florida State	L, 133-79
11/27/84	17 / NR	at Arkansas	L, 59-45

*indicates win vacated by the NCAA, not counted towards total record

Overall record indicates combined AP and Coaches record even if opponent wasn't ranked in both polls

Record Breakdown vs. Ranked Teams

No. 1	Top 5	Top 10	Top 25
0-4	2-12	3-22	11-66*
Home	Away	Neutral	
7-17	3-32	1-17*	

* indicates win vacated by the NCAA (12/1/00) already subtracted from total W-L count

Records from each No. 1 Top 5, 10 and 25 are added and represented in the following column. Don't add each respective column!

UCFacts - KNIGHT NOTES (CONT.)

TOUGH AS NAILS: STRENGTH OF SCHEDULE AND THE BIG 12

- ◆ Prior to the start of start of conference play, 11 Big 12 teams rank in the top 25 for remaining strength of schedule, according to ESPN BPI. The Knights ranked among those 11 teams, sitting 23rd in toughest remaining schedule.
- ◆ Four of UCF's first six Big 12 league games this season come against preseason AP poll top 10 conference-mates, followed by a stretch of three straight who were in the preseason top 25 during the middle of the campaign.
- ◆ The start of the 2024-25 campaign saw UCF's schedule rank 25th in the nation. The Big 12 Conference had eight teams who's schedule ranked among the top 25 toughest at the beginning of the season.
- ◆ The Big 12 was the first conference to have at least five teams in the preseason top 10 in the history of the AP Poll, which began releasing a preseason poll in 1961-62. Six Big 12 teams were in the preseason AP Poll, including No. 1 Kansas, No. 4 Houston, No. 5 Iowa State, No. 8 Baylor, No. 10 Arizona and No. 20 Cincinnati.
- ◆ The Big 12 has led all conferences in average NET ranking in four consecutive seasons and has been the top ranked Conference in NET/RPI (prior to 2019) in nine of the past 11 seasons.
- ◆ At the beginning of Big 12 Conference play last season, every Big 12 team occupied the top 14 toughest strength of schedule slots.

UCF IN THE POLLS

- ◆ The Knights received votes in both the AP and Coaches polls earlier this season, earning votes in weeks two and three. UCF received 21 points in the week three poll after earning 20 and 17 in the AP and Coaches, respectively, in week two.
- ◆ Week three of the 2024-25 campaign was the 33rd week in UCF's history that the program was either ranked or receiving votes. Prior the week two poll, UCF hadn't been voted for since Dec. 28, 2020. The last time the Knights were ranked was at No. 25 on March 4, 2019.
- ◆ The votes came off the heels of opening the season with a ranked win over No. 13/15 Texas A&M and starting the season 3-0.

SOARING ABOVE THE OWLS

- ◆ UCF picked up a win over in-state foe Florida Atlantic, reaching the century mark in points scored in a 100-94 victory.
- ◆ The win marked the first time UCF has hit 100 points since a 107-104 double overtime win over Memphis on Jan. 11, 2023. It was the first time since March 7, 2014 that the Knights accomplished the feat in regulation, beating Houston 104-83.
- ◆ The Black and Gold were able to reach the 100-point threshold thanks to a trio of 20+ point scorers. Keyshawn Hall led the way with 26 points and was joined by Jordan Ivy-Curry with 22 and Darius Johnson with 21. The last time the Knights had three 20+ point scorers was at No. 15 Florida State on Dec. 19, 2020 when Brandon Mahan had 32 points, Isaiah Adams had 22 and Darin Green Jr. had 20. UCF was also victorious in that contest, beating the Seminoles 86-74 in Tallahassee.
- ◆ UCF shot 53.3% from the floor, the first time recording a 50% or greater clip since Feb. 13, 2024 at #19/17 BYU (50.7%).

MARCHING PAST THE MASTODONS

- ◆ The Knights earned a 2-0 start to the year with a 75-68 victory over Purdue Fort Wayne
- ◆ UCF started the contest by missing its first nine shots, including four from long range. However, the Knights' defense was on lockdown, only surrendering three points over the first six minutes. That defense later showed up again, forcing Purdue Fort Wayne to miss nine of its last 10 shots to help secure the victory.
- ◆ Jordan Ivy-Curry led the Knights in scoring with 18 points and boasts a pair of 15+ point, three assist games to start '24-'25
- ◆ Keyshawn Hall had the first UCF double-double of the season and 10th of his career, scoring 14 points with 12 rebounds

FRESHMAN HOSTS BLOCK PARTY ON OPENING KNIGHT

- ◆ Moustapha Thiam made a big impression in game one of his collegiate career, swatting aside six shots in 22 minutes
- ◆ His six blocks were the most by a UCF freshman since Tacko Fall had half a dozen back on Dec. 12, 2015 against Florida Atlantic and the most by a Knight since Omar Payne had six at West Virginia on Feb. 20, 2024
- ◆ Thiam's six blocks led to 10 total for UCF in the defeat of No. 13 Texas A&M. Last season, UCF only tallied 10 blocks twice

OPENING KNIGHT WIN OVER #13/15 TEXAS A&M

- ◆ UCF erased an 11-point deficit with seven minutes to go to come from behind to beat No. 13/15 Texas A&M 64-61
- ◆ The ranked victory was the 11th in program history and the ninth under head coach Johnny Dawkins' tenure
- ◆ Texas A&M was the third ranked opponent UCF has played on opening night in the program's D-I history, joining tilts against No. 16 Florida State (11/25/88) and No. 25 Miami (11/19/99). Neither of those resulted in a win.
- ◆ The matchup against the Aggies was the eighth time in head coach Johnny Dawkins' nine seasons that UCF had scheduled at least one SEC foe, with the potential to play another (LSU) at the Greenbrier Tip-Off. If the Knights do meet the Tigers, it would be the fourth time under Dawkins playing two SEC opponents. With the win against the Aggies, he has now compiled six wins against SEC teams during his UCF tenure.
- ◆ Rookie Moustapha Thiam recorded six blocks in the contest, the most by a freshman since Tacko fall had half a dozen back on Dec. 12, 2015 against Florida Atlantic.
- ◆ UCF missed its first eight shots against the Aggies, including six from three-point range.

DARIUS JOHNSON, JAYLIN SELLERS LEAD RETURNERS

- ◆ The Knights rank sixth in the Big 12 in returning points percentage, as UCF's group of scholarship returners were responsible for 46.9% of the Black and Gold's points last season. The four scholarship returners are Jaylin Sellers (15.9 PPG last season), Darius Johnson (15.2 PPG), Tyler Hendricks (2.6 PPG) and Nils Machowski (2.0 PPG)
- ◆ Johnson finished the 2023-24 campaign on a hot streak, posting 20.8 points per game while shooting 47.8% (33-for-69) from the floor and 60% (18-for-30) from the three-point line. At year's end, he had improved his three-point shooting by 12.5% compared to 2022-23. Two of the games during his five-game hot streak included his first two 30-point performances, posting 33 at TCU on the final day of the regular season and 32 against BYU in the second round of the Big 12 Conference Championship. Johnson finished the campaign sitting seventh in steals and eighth in assists at UCF. He finished last season ranked 18th in the nation and second in the Big 12 in steals per game at 2.21 per contest.
- ◆ Despite Johnson's fantastic finish to the year, it was Sellers who led the team in scoring throughout the entirety of the season, recording a career-best 15.9 points per game. Sellers led the Big 12 in scoring from Nov. 27-Dec. 18 and earned a nod as the Big 12's Newcomer of the Week during that time. He scored 15 points or more in UCF's first eight games of 2023-24 and went on to have seven 20-point games, which was more than he had in his first two collegiate seasons combined.
- ◆ Both Johnson and Sellers were named to the All-Big 12 Honorable Mention list at year's end.

RECORD NUMBER OF RANKED FOES BEAT

- ◆ Last season, the Knights accomplished a feat for the first time in program history, beating three ranked opponents in a single campaign. The Knights earned victories over No. 3/3 Kansas, No. 23/24 Oklahoma and No. 23/23 Texas Tech on the 2023-24 campaign. Prior to last season, the Knights had beaten multiple ranked opponents in the same campaign just once, topping No. 6 Houston on the road and beating No. 19 Cincinnati in Orlando in 2018-19. The year ended with UCF making an NCAA Tournament appearance.

RANKED MATCHUPS RECORD

- ◆ UCF had 12 meetings with ranked opponents during the 2023-24 campaign, a program record in a single season. Of the dozen matchups against ranked foes, 10 were in Big 12 play. The Knights snatched wins against No. 3 Kansas, No. 23/24

FEAR THE FRONDS

"The Most Florida Free Throw Distraction"

A storm, in multiple senses of the word, created a new tradition for Knight Nation in attendance at UCF men's basketball games. The legend goes that the night prior to the Black and Gold's first home conference game as a member of the Big 12, a massive storm rolled through campus. The wind blew down plenty of palm fronds across campus, and students picked them up and brought them into the game to use as a free throw distraction. It ended up working, as No. 3 Kansas shot just 6-for-11 from the free throw stripe in the second half in front of the student section. The fronds gave UCF that extra edge to top the Jayhawks 65-60, winning by as many points as Kansas had missed second half free throws.

Now, that's not exactly how one of college basketball's newest traditions was born. UCF's Brand Experience team wanted to create a unique experience for the team's first season in the Big 12. Director of brand experience **Tim Connor (UCF alumnus 2017)** and assistant director of brand experience **Lexi Campagna (UCF alumna 2022)** created and executed the idea. Knight Nation immediately took to the new tradition and the country took notice. The pair were named as one of nine finalists in NACMA's "Best Of" Awards in the People's Choice - Student Engagement category.

As the flagship Big 12 institution in The Sunshine State, nothing says Florida like palm trees. Design elements incorporated on social media, uniforms and even the lane on the court, all included palm trees and fronds. Leaning into that element wound up creating the most Florida free throw distraction imaginable.

Not only was the new free throw distraction perfectly on brand, but it actually worked. The palm fronds caused opponents to miss nearly 10% of their second half free throws in Big 12 play and the postseason. Visiting teams made 75% of their first half free throws while making just 66.4% in the second half, accounting for a total of 44 misses.

As the final buzzer sounded on UCF's upset over No. 3 Kansas, the team's first conference win as a Big 12 member, fans stormed the court with palm fronds in hand. The Knights had topped the highest ranked opponent in program history (previously No. 4 UConn, a 68-63 neutral site win on Nov. 25, 2011).

UCF went on to beat a total of three ranked opponents during the 2023-24 Big 12 slate, all at home in front of the frond-waving faithful. The win against No. 3 Kansas was the first, followed by a 74-63 win over No. 23 Oklahoma on Feb. 3 and a 75-61 triumph over No. 23 Texas Tech on Feb. 24.

The fronds made their return to begin the 2024-25 season, forcing No. 13 Texas A&M to miss six second-half free throws, making way for a 64-61 UCF win on opening night.

All-Time Misses

71

2024-25 Misses

27



UCFacts - KNIGHT NOTES (CONT.)

Oklahoma and No. 23 Texas Tech, representing the most ranked wins in a single campaign in program history. While not ranked, TCU finished UCF's regular season schedule and were receiving votes in the coaches poll.

- ◆ The 12 contests against top-25 foes topped the nine games against ranked opponents during the 2013-14 campaign. Other years with a high number of ranked foes include seven in 2017-18 and five in the 2018-19 season.
- ◆ UCF snapped its streak of eight straight losses to ranked foes with the 65-60 win over No. 3 Kansas on Jan. 10; the most recent win before that was an 86-74 win in Tallahassee over No. 15 Florida State on Dec. 19, 2020.

NEW KNIGHTS

- ◆ UCF has 11 newcomers on this year's roster, nine of which are transfers. The Knights are one of 42 schools with 11 or more new additions to this year's roster.
- ◆ UCF's newcomers that played last season equal 57.9 points per gm., led by Jordan Ivy-Curry's 17.1 and Keyshawn Hall's 16.6.
- ◆ Jordan Ivy-Curry is the lone fifth year on this year's roster after spending three years at UTSA and one at Pacific. He's tallied 1,178 career points, averaging 11.7 PPG over his career and a remarkable 17.1 last season.
- ◆ Dallan 'Deebo' Coleman and Benny Williams are senior transfers, coming from Georgia Tech and Syracuse, respectively. Coleman brings a career three-point mark of 35.4% to Orlando, along with an average of 7.3 PPG while Williams was 40% from the floor, scoring 5.4 PPG last year.
- ◆ UCF had a trio of juniors join the team this offseason. Keyshawn Hall had a breakout year with George Mason last season, shooting 47.4% from the field while averaging 16.6 PPG and earning an NABC First Team All-District nod. Rokas Jocius proved to be a versatile forward for La Salle last season, averaging 8.5 points and 5.4 rebounds while shooting 56.1% from the floor and 38.5% from beyond the arc. Seven-foot center Elijah Hulsewe played 30 games for Bethune-Cookman last season, starting 13 while posting 4.4 points and 4.0 rebounds per contest.
- ◆ Mikey Williams and JJ Taylor are a pair of underclassmen transfers, both from Memphis, who were four-star recruits out of high school. Taylor saw action in three games while Mikey utilized his redshirt. Dior Johnson, another underclassman transfer, redshirted his freshman year at Pittsburgh before posting 29.7 PPG at Clarendon College.
- ◆ Freshmen Moustapha Thiam and Cameron Simpson make up the two high school recruits on the roster. Thiam became the highest ranked recruit and first five-star in program history and was listed as the No. 1 center and No. 14 overall in the class of 2025 before reclassifying. He has gained nearly 20 pounds since arriving at UCF. Simpson scored north of a dozen points per game in each season of his high school career.

DEFENSE IS A HABIT

- ◆ UCF teams under Dawkins have traditionally been outstanding defensively, finishing ranked in the top 50 nationally in scoring defense in four of his eight seasons, including two top 10 finishes, finishing sixth in 2016-17 and third in 2017-18.
- ◆ The Knights' defense ranked 21st and 22nd nationally according to KenPom and ESPN BPI, respectively.
- ◆ The Knights have never finished a season under Dawkins with opponents averaging north of 70 points.
- ◆ Since Dawkins' first season as the Knights' head coach in 2016-17, UCF has improved upon their steals per game each season, averaging 4.0 that first campaign to 8.7 at the end of the 2023-24 slate.

POSTSEASON PUSHES

- ◆ Under head coach Johnny Dawkins, the Knights have made a postseason appearance in four of his eight seasons, including two consecutive NIT berths, an unprecedented stretch in Knights' hoops history.
- ◆ UCF experienced immediate postseason success by making the NIT in the first year under Dawkins' new leadership, reaching the NIT Semifinal in Madison Square Garden in 2016-17.
- ◆ The Black and Gold returned to the NCAA Tournament for the first time since 2005 when they earned an at-large bid into the 2019 bracket as a No. 9 seed. Dawkins led the Knights to their first NCAA Tournament victory in program history, beating VCU 75-58 in the first round. The Black and Gold were narrowly defeated in the next round, falling to top-seeded Duke 77-76.
- ◆ UCF returned to the postseason by making the NIT in 2022-23 and earning a first round victory over in-state foe Florida. The Knights were the only team to hold Florida below 50 points during 2022-23 while the 49 Gator points were the least they've scored at home since Jan. 13, 1962 when they beat Auburn 43-40.
- ◆ The Black and Gold earned a spot in the 2024 NIT bracket as a No. 4 seed in their second straight trip to the tournament.
- ◆ The Knights have been to five NCAA DI Tournaments and four NITs, totaling 10 postseason appearances (one CBI).

COACH DAWKINS - ONE OF ONE

- ◆ UCF's Johnny Dawkins is the only active head coach in college basketball that is a member of the National Collegiate Basketball Hall of Fame for his efforts as a player. He is joined by Danny Manning who is also in the hall, but is currently an assistant coach at Colorado. Dawkins is one of 30 players in the hall that have later gone on to be a coach.
- ◆ Dawkins is one of two Big 12 Conference head coaches to play in the NBA, with Bobby Hurley of Arizona State being the other. Dawkins is one of nine Power Four and Big East coaches to have played in the NBA. Of the nine coaches, Dawkins had the third-highest career scoring average at 11.1 points per game.
- ◆ Dawkins is one of four Power Four and Big East coaches that was named an All-American as a college basketball player and is a current college basketball head coach; he is the only one of the group to be named an All-American twice.
- ◆ Dawkins was honored as the Naismith College Player of the Year in 1986 and is the only current head coach in NCAA Division I who has won the award. There are two former winners of the honor that served as head coaches as Patrick Ewing (1985 winner) was the Georgetown head coach from 2017-2023 while Danny Manning (1988 winner) was the head coach at Tulsa from 2012-14 and Wake Forest from 2014-20 and is now an assistant coach at Colorado.

FEAR THE FRONDS TRACKER

Date	Opponent	Result	Opp. 1st Half FTM-FTA	Opp. 2nd Half FTM-FTA	Palm Frond Misses
Nov. 4	#13/15 Texas A&M	W, 64-61	2-for-2 (100%)	6-for-12 (50%)	6
Nov. 8	Purdue Fort Wayne	W, 75-68	2-for-2 (100%)	2-for-5 (40%)	3
Nov. 12	Florida Atlantic	W, 100-94	6-for-9 (66.7%)	16-for-20 (80%)	4
Nov. 19	Tennessee Tech	W, 80-69	6-for-9 (66.7%)	11-for-13 (84.6%)	2
Nov. 27	Milwaukee	W, 84-76	7-for-9 (77.8%)	1-for-5 (20%)	4
Dec. 1	California Baptist	W, 74-59	2-for-2 (100%)	11-for-11 (100%)	0
Dec. 8	Tarleton State	W, 66-51	3-for-7 (42.9%)	1-for-2 (50%)	1
Dec. 21	Jacksonville	W, 86-66	3-for-4 (75%)	11-for-14 (78.6%)	3
Jan. 5	#7/7 Kansas	L, 99-48	3-for-4 (75%)	3-for-6 (50%)	3
Jan. 8	Colorado	W, 75-74	14-for-18 (77.8%)	5-for-6 (83.3%)	1
Jan. 18	Houston				
Jan. 25	TCU				
Feb. 1	BYU				
Feb. 5	Cincinnati				
Feb. 11	Iowa State				
Feb. 23	Utah				
Feb. 26	Kansas State				
Mar. 5	Oklahoma State				
TOTALS			48-for-66 (72.7%)	67-for-94 (71.2%)	27



ON THIS DAY IN UCF MBB HISTORY

JANUARY

11

2023 - UCF 107, Memphis 104, 201 - Orlando, Fla.
The Knights got out to a 4-1 start in American Athletic Conference play with a wild double overtime victory against Memphis. UCF coughed up a 13-point lead, but also erased a 14-point deficit.

RECORD WATCH

Career Assists at UCF

1. Sinua Phillips (1990-94).....	531
2. Cory Perry (1996-00).....	512
3. Al Miller (1999-03).....	397
4. Darius Johnson (2021-present)	377
5. Mike Clark (1969-73).....	361
6. Isaiah Sykes (2010-14).....	336
7. B.J. Taylor (2014-19).....	324
8. Mike O'Donnell (2005-08).....	319
9. Bo Clark (1975-77, 78-80).....	302
10. Darryl Davis (1991-95).....	294

Career Steals at UCF

1. Jerry Prather (1974-78).....	290
2. Cory Perry (1996-00).....	205
3. Darius Johnson (2021-present)	201
4. Isaiah Sykes (2010-14).....	183
5. Ed Smith (1970-74).....	181
6. Sinua Phillips (1990-94).....	179
7. Calvin Lingelbach (1973-77).....	161
8. Ruben Cotton (1979-81).....	149
9. Cleveland Jackson (1977-79).....	142
10. Mike O'Donnell (2005-08).....	140

* A.J. Rompza (21, 2008-12) 2008-11 statistics vacated due to NCAA

Career Free Throw Percentage at UCF (min. 100 attempts)

1. Brandon Mahan (2019-22).....	856 (137-160)
2. Cleveland Jackson (1977-79).....	838 (224-267)
3. Harry Kennedy (1994-97).....	833 (183-221)
4. Gerald Jones (1978-80).....	821 (206-251)
5. Dave Noel (2005-08).....	812 (242-298)
6. Jason Thornton (1998-02).....	811 (99-122)
7. Bo Clark (1975-77, 78-80).....	813 (456-561)
8. Darius Johnson (2021-present)	807 (243-301)
9. Pete Krull (1977-80).....	797 (141-177)
10. Chris Wallen (1984-88).....	791 (117-148)
11. Jimmie Ferrell (1980-83).....	790 (158-200)

Career Points at UCF

1. Bo Clark (1975-80).....	2,886
...	
15. Brad Traina (1995-99).....	1,218
16. Marcus Jordan (2009-12).....	1,182
Paul Reed (1999-2002).....	1,182
18. Darius Johnson (2021-present)	1,166
19. Tacko Fall (2015-19).....	1,160
20. Matt Williams (2012-17).....	1,105
21. Sinua Phillips (1990-94).....	1,028

UCFacts - KNIGHT NOTES (CONT.)

DAWKINS ERA AT UCF

- ◆ Dawkins has continued to rewrite UCF's history books, as he is responsible for nine of UCF's 11 total wins over ranked opponents. Prior to his arrival, the program had won two total games against ranked foes from 1984-2016.
- ◆ UCF had never won two games against ranked teams in a single season until Dawkins accomplished the feat twice. It first happened during the 2018-19 campaign, taking down No. 6 Houston and then No. 19 Cincinnati in Orlando in a span of five days in March. The Knights had three wins over top-25 foes in 2023-24, beating No. 3 Kansas in January while topping No. 23 Oklahoma and No. 23 Texas Tech in February.
- ◆ Johnny Dawkins picked up win No. 100 as UCF's head coach in the Knights' win over N.C. A&T on Dec. 11, 2022, becoming just the third coach in UCF history to reach the milestone. He picked up his 150th victory at UCF less than two calendar years later, earning a 75-68 win over Purdue Fort Wayne on Nov. 8, 2024. Dawkins has over a .590 win percentage since starting with the Knights in 2016, which is the second best of any UCF coach in program history (Torchy Clark, .754 from 1969-83).
- ◆ He has the third-most wins of any UCF coach, trailing only Clark's 274 and Kirk Speraw's 247 from 1993-2010.
- ◆ Dawkins was the fastest coach in UCF's D-I era to reach 150 and 100 wins, needing 253 and 162 games to do so, respectively
- ◆ Dawkins has started 4-0 three times while with UCF, the best mark to begin a campaign, doing so in the 2024-25, 2021-22 and 2017-18 seasons.
- ◆ Dawkins led UCF to its first NIT Final Four (2017), first at-large berth to the NCAA Tournament (2019) and first NCAA Tournament win (2019). Additionally, he led the Knights back to the postseason in 2023, reaching the NIT Second Round.

UNLUCKY: THE MARGIN WAS SLIM

- ◆ KenPom had UCF ranked as the 32nd unluckiest team in the country to finish last season, continuing on a trend that had the Knights as the sixth unluckiest team in the nation in 2022-23.
- ◆ The Black and Gold wrapped up 2023-24 with four one-possession losses and 10 total games where they lost by single-digit points. UCF finished the 2022-23 season with six losses decided by a possession and 12 decided by single digits.


TAYLOR HENDRICKS IN THE ASSOCIATION

- ◆ Taylor Hendricks became UCF's first lottery pick and first round selection, as he was drafted by the Utah Jazz with the ninth pick in the 2023 NBA Draft. He became the third Knight selected in the NBA Draft and second in the modern era, joining Jermaine Taylor (2009, Round 2, Pick 32) and Bennie Shaw (1976, Round 9, Pick 146). Hendricks became the fifth Knight to play in the NBA, joining Taylor (Houston, Sacramento), Tacko Fall (Boston, Cleveland), Mark Jones (Orlando) and Matt Williams (Miami).
- ◆ The Big 12 Conference has 66 players on NBA rosters as of the beginning of the 2023-24 season. Hendricks is joined on the Jazz by four other alumni from Big 12 institutions; Svi Mykhailiuk (Kansas), Cody Williams (Colorado), Keyonte George (Baylor) and Lauri Markkanen (Arizona).
- ◆ Unfortunately, Hendricks suffered a season ending injury in just the third game of the 2024-25 campaign.
- ◆ While at UCF, Hendricks shattered the American Athletic Conference record for most rookie of the week honors won, tallying nine with the previous record being six. He was unanimously named to the league's all-freshman team and received a nod to the all-conference second team.
- ◆ Hendricks led the team in scoring, averaging 15.1 points per game (515 total points) and also in rebounding, averaging 7.0 boards per contest (237 total rebounds, 80 offensive). He started all 34 of UCF's games, one of two Knights to do so on the 2022-23 roster and played 1,179 minutes, the second most in a single season in program history.
- ◆ Hendricks was the only in the country to finish the season with 60+ three pointers, 55+ blocks and 35+ dunks.
- ◆ When all was said and done, Hendricks had shattered UCF rookie records. He finished with the most single-season points (515), scoring average (15.1), rebounds (237), offensive rebounds (80), rebound average (7.0) field goal makes and attempts (184-for-385), free throw makes and attempts (86-for-110) and minutes (1,179), all tops of UCF's freshman leaderboards. He was second in blocks (59), fourth in steals (31) and three-point field-goals (61). He also finished 10th on UCF's all-time three-point percentage list.

GAME-BY-GAME LEAD/DEFICIT

Date	Opponent	Result	Largest Lead	Largest Deficit	Time Led	Time Trailed	Lead Changes
Nov. 4	#13/15 Texas A&M	W, 64-61	3 (2nd half, 19:43)	11 (2nd half, 7:03)	3:04	35:20	5
Nov. 8	Purdue Fort Wayne	W, 75-68	7 (1st half, 7:51)	6 (1st half, 13:56)	15:13	18:49	5
Nov. 12	Florida Atlantic	W, 100-94	12 (2nd half, 19:31)	11 (1st half, 13:17)	25:43	11:57	3
Nov. 19	Tennessee Tech	W, 80-69	20 (2nd half, 18:41)	1 (1st half, 17:43)	38:12	0:18	2
Nov. 22	vs. #19/25 Wisconsin	L, 86-70	-	23 (2nd half, 8:57)	-	39:04	0
Nov. 24	vs. LSU	L, 109-102 (3OT)	20 (1st half, 2:12)	7 (1st half, 18:17)	33:39	15:05	4
Nov. 27	Milwaukee	W, 84-76	8 (1st half, 6:26)	3 (1st half, 14:27)	31:30	3:22	7
Dec. 1	California Baptist	W, 74-59	18 (2nd half, 5:52)	7 (1st half, 6:54)	27:59	7:47	4
Dec. 8	Tarleton State	W, 66-51	16 (2nd half, 17:24)	5 (1st half, 10:28)	6:47	31:28	2
Dec. 14	vs. Tulsa	W, 88-75	13 (3rd half, 0:19)	6 (1st half, 2:45)	33:17	2:46	4
Dec. 21	Jacksonville	W, 86-66	25 (2nd half, 1:19)	-	37:09	-	0
Dec. 31	at Texas Tech	W, 87-83	18 (2nd half, 10:06)	4 (1st half, 18:52)	35:14	2:42	3
Jan. 5	#7/7 Kansas	L, 99-48	-	51 (2nd half, 1:44)	-	39:26	0
Jan. 8	Colorado	W, 75-74	4 (1st half, 12:02)	10 (2nd half, 14:16)	5:41	30:17	13
Jan. 11	at Arizona	L, 88-80	-	17 (2nd half, 6:49)	-	38:11	0
Jan. 14	at Arizona State						
Jan. 18	#10/8 Houston						
Jan. 21	at Iowa State						
Jan. 25	TCU						
Jan. 28	at Kansas						
Feb. 1	BYU						
Feb. 5	Cincinnati						
Feb. 8	at Baylor						
Feb. 11	Iowa State						
Feb. 15	at Colorado						
Feb. 19	at Oklahoma State						
Feb. 23	Utah						
Feb. 26	Kansas State						
March 1	at TCU						
March 5	Oklahoma State						
March 8	at West Virginia						

UCF SCORAGAMI - COACH DAWKINS ERA

**What is Scorigami?**

Scorigami is the art of building final scores that have never happened before. The concept was thought of by Jon Bois who sought to find unique scores in NFL history. In this case, we use it to see how often a score or range of points scored occurs, essentially creating a heat map of winning and losing scores under UCF head coach Johnny Dawkins. Each data point is the final score of a UCF game with coach Dawkins at the helm.

How do I read this chart?

The winning team's score is along the top (horizontal axis) and the losing team's score is along the left (vertical axis). Scores marked in green have happened, scores in white have not yet happened, scores in black are impossible. The bottom half is all black because the losing team can not score more points than the winning team. The numbers inside the green squares are the amount of times that score has happened. The higher the number in the green square, the more common the score.

Scorigami in the 2024-25 Season

Nov. 8: 75-68, UCF beats Purdue Fort Wayne
 Nov. 12: 100-94, UCF beats Florida Atlantic
 Nov. 19: 80-69, UCF beats Tennessee Tech
 Nov. 22: 86-70, #19 Wisconsin beats UCF
 Nov. 24: 109-102, LSU beats UCF
 Nov. 27: 84-76, UCF beats Milwaukee
 Dec. 8: 66-51, UCF beats Tarleton State
 Dec. 14: 88-75, UCF beats Tulsa
 Dec. 21: 86-66, UCF beats Jacksonville
 Dec. 31: 87-83, UCF beats Texas Tech
 Jan. 5: 99-48, Kansas beats UCF
 Jan. 11: 88-80, Arizona beats UCF

Most Common Scores in Dawkins Era**Game Result**

Score	Times	Last Occurance	UCF Record
78-65	4	1/23/21, Loss vs. SMU	3-1
65-62	3	11/27/21, Loss vs. Oklahoma	2-1
68-54	3	3/19/23, Loss at Oregon	1-2
72-57	3	12/2/23, Win vs. Lipscomb	3-0
75-61	3	2/24/24, Win vs. #23 Texas Tech	2-1

Winning Scores

Score	Times	Last Occurance	UCF Record
75	19	1/8/25, Win vs. Colorado, 75-74	11-8
77	18	3/12/24, Win vs. Oklahoma St., 77-62	8-10
68	17	1/27/24, Loss at Cincinnati, 68-57	10-7

Losing Scores

Score	Times	Last Occurance	UCF Record
65	16	12/31/22, Loss at #3 Houston, 71-65	11-5
62	15	3/12/24, Win vs. Oklahoma St., 77-62	9-6
58	14	1/13/24, Loss vs. #18 BYU, 63-58	8-6
64	13	2/4/23, Loss at Cincinnati, 73-64	10-3



STAT LEADER/DOUBLE-DOUBLE TRACKER

		Leading Scorer		Leading Rebounder		Assists Leader		Steals Leader		Blocks Leader		10+ Points		20+ Points		30+ Points		10+ Rebounds		Double-Double Points & Reb.		Double-Double Points & Ast.	
#	Name	24-25	Career	24-25	Career	24-25	Career	24-25	Career	24-25	Career	24-25	Career	24-25	Career	24-25	Career	24-25	Career	24-25	Career	24-25	Career
0	Jordan Ivy-Curry	4	30	2	16	4	24	4	23	-	6	12	68	3	19	-	2	-	2	-	2	-	-
1	Mikey Williams	-	-	-	-	-	-	-	-	-	-	-	-	-	-	-	-	-	-	-	-	-	
2	J.J. Taylor	-	-	1	1	-	-	-	-	-	-	2	2	-	-	-	-	-	-	-	-	-	
3	Darius Johnson	4	26	1	11	7	59	10	45	1	2	10	60	5	13	-	2	-	-	-	-	-	3
4	Keyshawn Hall	6	27	7	29	3	8	2	7	3	6	13	39	6	16	-	1	2	12	2	11	-	-
5	Benny Williams	-	2	1	10	2	4	2	13	3	8	1	14	-	1	-	-	3	-	3	-	-	-
6	Dallan 'Deebo' Coleman	1	5	1	1	-	1	3	25	-	7	2	27	1	3	-	-	-	-	-	-	-	-
7	Dior Johnson	-	-	-	-	2	2	1	1	-	-	1	1	-	-	-	-	-	-	-	-	-	-
8	Elijah Hulsewe	-	1	-	8	-	-	-	-	-	8	-	5	-	-	-	-	2	-	1	-	-	-
11	Cameron Simpson	-	-	-	-	-	-	-	-	-	-	-	-	-	-	-	-	-	-	-	-	-	-
15	Tyler Hendricks	-	-	-	-	-	-	-	-	1	1	-	-	-	-	-	-	-	-	-	-	-	-
20	Poohpha Warakulnukroh	-	-	-	-	-	-	-	-	-	-	-	-	-	-	-	-	-	-	-	-	-	-
22	Nils Machowski	-	-	-	-	-	2	-	1	1	1	-	2	-	-	-	-	-	-	-	-	-	-
24	Jaylin Sellers	-	24	-	9	-	3	1	20	-	15	-	58	-	13	-	1	-	3	-	3	-	-
35	Rokas Jocius	-	-	-	7	-	-	-	5	1	25	1	18	-	1	-	-	-	4	-	2	-	-
52	Moustapha Thiam	-	-	3	3	-	-	-	-	11	11	6	6	-	-	-	-	1	1	-	-	-	-

2024-25 TEAM SUPERLATIVES

UCF High	UCF Low	Category	Opponent High	Opponent Low
25, Jacksonville (2nd, 1:19)	N/A	Largest Lead	51, #7 Kansas (2nd, 1:44)	N/A
51, #7 Kansas (2nd, 1:44)	N/A	Largest Deficit	25, Jacksonville (2nd, 1:19)	N/A
11, twice, last Florida Atlantic (1st, 13:17)	N/A	Largest Deficit in a Win	20, vs. LSU (1st, 2:12)	N/A
20, last vs. LSU (1st, 2:12)	N/A	Largest Lead in a Loss	11, twice, last Florida Atlantic (1st, 13:17)	N/A
18, Jacksonville	N/A	Largest Halftime Lead	19, #7 Kansas	N/A
19, #7 Kansas	N/A	Largest Halftime Deficit	18, Jacksonville	N/A
3, Colorado	N/A	Largest Halftime Deficit Overcome	15, vs. LSU	N/A
20, Jacksonville	1, Colorado	Largest Margin of Victory	51, #7 Kansas	7, vs. LSU
51, #7 Kansas	7, vs. LSU	Largest Margin of Defeat	20, Jacksonville	1, Colorado
102, vs. LSU	48, #7 Kansas	Points Scored	109, vs. LSU	61, #13/15 Texas A&M
37, vs. LSU	14, #7 Kansas	Field Goals	42, #7 Kansas	21, Tennessee Tech
90, vs. LSU	46, Jacksonville	Field Goals Attempted	88, vs. LSU	46, Colorado
58.7%, Jacksonville	20.6%, #7 Kansas	Field Goal Percentage	52.2%, Colorado	35.1%, California Baptist
13, Florida Atlantic	2, twice, last vs. #19 Wisconsin	3-Point Field Goals Made	14, Florida Atlantic	3, twice, last at Texas Tech
35, at Arizona	17, Jacksonville	3-Point Field Goals Attempted	36, vs. LSU	7, Tarleton St.
58.8%, Jacksonville	10%, Purdue Fort Wayne	3-Point Field Goal Percentage	53.8%, Colorado	18.8%, at Texas Tech
26, vs. #19 Wisconsin	11, Tennessee Tech	Free Throws Made	23, at Arizona	4, twice, last Tarleton St.
37, vs. #19 Wisconsin	15, Tennessee Tech	Free Throws Attempted	29, 3x, last at Arizona	7, Purdue Fort Wayne
92.0%, Florida Atlantic	69.2%, California Baptist	Free Throw Percentage	100%, California Baptist	44.4%, Tarleton St.
22, Tennessee Tech	5, Jacksonville	Offensive Rebounds	22, #7 Kansas	6, Colorado
30, twice, last vs. LSU	19, Colorado	Defensive Rebounds	41, #7 Kansas	16, Jacksonville
52, Tennessee Tech	28, Colorado	Total Rebounds	63, #7 Kansas	24, Jacksonville
24, vs. LSU	9, #7 Kansas	Fouls	26, vs. #19 Wisconsin	13, Milwaukee
20, Florida Atlantic	9, at Texas Tech	Assists	30, #7 Kansas	6, California Baptist
18, Jacksonville	5, vs. Tulsa	Turnovers	23, Tarleton St.	10, 3x, last #7 Kansas
23, Tarleton St.	10, 3x, last #7 Kansas	Turnovers Forced	18, Jacksonville	5, vs. Tulsa
15, vs. LSU	4, at Texas Tech	Steals	12, Jacksonville	4, 3x, last vs. Tulsa
10, #13/15 Texas A&M	0, Tennessee Tech	Blocked Shots	12, #7 Kansas	1, at Arizona
44, vs. Tulsa	10, #7 Kansas	Points in Paint	62, #7 Kansas	20, Tennessee Tech
26, Tarleton St.	3, #7 Kansas	Points off Turnovers	25, Jacksonville	7, Purdue Fort Wayne
27, Tennessee Tech	5, Milwaukee	2nd Chance Points	37, #7 Kansas	2, Colorado
21, Tennessee Tech	2, at Texas Tech	Fast Break Points	25, vs. LSU	4, twice, last California Baptist
30, vs. #19 Wisconsin	6, Colorado	Bench Points	42, #7 Kansas	8, Tarleton St.
47, 3x, last at Texas Tech	25, #7 Kansas	Points - First Half	46, vs. #19 Wisconsin	21, Tarleton St.
57.7%, Jacksonville	20.6%, #7 Kansas	Field Goal Percentage - First Half	51.9%, vs. Tulsa	25%, vs. LSU
54, Florida Atlantic	23, #7 Kansas	Points - Second Half	58, Florida Atlantic	30, twice, last Tarleton St.
57.1%, Jacksonville	20.6%, #7 Kansas	Field Goal Percentage - Second Half	54.8%, Florida Atlantic	30.6%, #13/15 Texas A&M
32, vs. LSU (12 most in 1 period)	-	Points - Overtime	39, vs. LSU (16 most in 1 period)	-
34.6%, vs. LSU	-	Field Goal Percentage - Overtime	57.7%, vs. LSU	-

TEAM STREAKS

Overall: Lost 1
Home: Won 1
Away: Lost 1
Neutral: Won 1

Big 12: Lost 1
Big 12 Home: Won 1
Big 12 Away: Lost 1

Non-Con: Won 5
Non-Con Home: Won 8
Non-Con Away: Lost 2
Non-Con Neutral: Won 1

vs. AP Top Five: Lost 2
vs. AP Top 10: Lost 4
vs. AP Top 25: Lost 2
vs. Unranked: Lost 1

Game Ends in One Overtime: Won 1
Game Ends in Double Overtime: Won 1
Game Ends in Triple Overtime: Lost 1

Leading at Half: Won 6
Trailing at Half: Won 1
Tied at Half: Research Ongoing

OVERTIME INFO

Overall: 29-46, Lost 1
Under Dawkins: 6-5
Big 12: 0-0

Last Any OT Game: 11/24/24, vs. LSU; Loss 109-102, 3OT
Last OT Game: 11/20/23, vs. Charlotte; Win 74-71, OT
Last 2OT Game: 1/11/23, Memphis; Win 107-104, 2OT
Last 3OT Game: 11/24/24, vs. LSU; Loss 109-102, 3 OT
Last 4+OT Game: Never

UCF'S RECORD WHEN...

Category	Season	B12	w/Dawkins
Win the tip.....	7-2.....	1-1.....	Research TBD
Lose the tip.....	4-2.....	1-1.....	Research TBD
Home games.....	9-1.....	1-1.....	102-36
Away games.....	1-1.....	1-1.....	38-56
Neutral site games.....	1-2.....	N/A.....	19-15
vs. Top 25 teams.....	1-2.....	0-1.....	9-30
Lead at Halftime.....	9-1.....	1-0.....	120-21
Trail at Halftime.....	1-3.....	1-2.....	35-84
Tied at Halftime.....	1-0.....	0-0.....	4-2
In Overtime.....	0-1.....	0-0.....	6-5
Lead with 10:00 remaining.....	8-1.....	1-0.....	133-16
Trail with 10:00 remaining.....	2-3.....	1-2.....	21-87
Tied with 10:00 remaining.....	1-0.....	0-0.....	5-4
Lead with 5:00 remaining.....	9-1.....	2-0.....	137-8
Trail with 5:00 remaining.....	1-3.....	0-2.....	16-94
Tied with 5:00 remaining.....	1-0.....	0-0.....	6-5
Lead with 2:00 remaining.....	9-1.....	1-0.....	141-7
Trail with 2:00 remaining.....	2-3.....	1-2.....	15-98
Tied with 2:00 remaining.....	0-0.....	0-0.....	3-2
Score Fewer than 50 Points.....	0-1.....	0-0.....	1-10
Score 50-59 Points.....	0-0.....	0-1.....	9-33
Score 60-69 Points.....	2-0.....	0-0.....	42-38
Score 70-79 Points.....	3-1.....	1-0.....	68-20
Score 80-89 Points.....	5-1.....	1-1.....	28-4
Score 90+ Points.....	1-1.....	0-0.....	11-2
Opponent Scores Fewer than 50 Points.....	0-0.....	0-0.....	20-2
Opponent Scores 50-59 Points.....	2-0.....	0-0.....	51-6
Opponent Scores 60-69 Points.....	4-0.....	0-0.....	57-34
Opponent Scores 70-79 Points.....	3-0.....	1-0.....	22-35
Opponent Scores 80-89 Points.....	1-2.....	1-1.....	7-24
Opponent Scores 90+ Points.....	1-2.....	0-1.....	2-6
Shoot Under 30 Percent.....	0-1.....	0-1.....	1-7
Shoot 30-39 Percent.....	3-2.....	1-1.....	25-52
Shoot 40-49 Percent.....	5-1.....	0-0.....	82-44
Shoot 50+ Percent.....	3-0.....	1-0.....	51-4
Opponent Shoots Under 30 Percent.....	0-0.....	0-0.....	15-1
Opponent Shoots 30-39 Percent.....	3-0.....	0-0.....	78-17
Opponent Shoots 40-49 Percent.....	7-3.....	1-1.....	58-68
Opponent Shoots 50+ Percent.....	1-1.....	1-1.....	8-21
Outrebound Opponent.....	6-2.....	0-1.....	114-41
Outrebounded by Opponent.....	5-2.....	2-1.....	35-64
Rebounds equal.....	0-0.....	0-0.....	10-2
Commit fewer turnovers.....	6-3.....	1-1.....	76-39
Commit more turnovers.....	4-1.....	1-1.....	70-57
Turnovers equal.....	1-0.....	0-0.....	13-11
Outscore opponent's bench.....	4-2.....	0-0.....	93-47
Opponent bench scores more.....	7-2.....	2-2.....	64-59
Games Decided by 1-5 Points.....	3-0.....	2-0.....	44-37
Games Decided by 6-10 Points.....	3-2.....	0-1.....	34-27
Games Decided by 11-19 Points.....	4-1.....	0-0.....	49-32
Games Decided by 20+ Points.....	1-1.....	0-1.....	32-11
Wearing white.....	10-2.....	1-1.....	
Wearing black.....	1-2.....	1-1.....	
Wearing Citronauts.....	0-0.....	0-0.....	2-2
November.....	5-2.....	N/A.....	38-14
December.....	5-0.....	1-0.....	43-12
January.....	1-2.....	1-2.....	26-30
February.....	0-0.....	0-0.....	31-28
March.....	0-0.....	0-0.....	20-19
Monday.....	1-0.....	0-0.....	Research TBD
Tuesday.....	3-0.....	1-0.....	Research TBD
Wednesday.....	2-0.....	1-0.....	Research TBD
Thursday.....	0-0.....	0-0.....	Research TBD
Friday.....	1-1.....	0-0.....	Research TBD
Saturday.....	2-1.....	0-1.....	Research TBD
Sunday.....	2-2.....	0-1.....	Research TBD

THE LAST TIME...

Category	UCF	Opponent
Scored 100	102 vs. LSU (11/24/24)	109 vs. LSU (11/24/24)
Scored 110	115 vs. West Florida (11/12/10)	127 vs. Southern (2/24/93)
Scored 120	130 vs. Florida Tech (1/23/80)	127 vs. Southern (2/24/93)
Scored under 40	38 vs. #11 Cincinnati (1/16/18)	37 vs. Western Illinois (11/14/22)
Scored under 50	48 vs. #7 Kansas (1/5/25)	44 vs. Bethune-Cookman (12/29/23)
Led by 40+ points	44 vs. Bethune-Cookman (12/29/23)	51 vs. #7 Kansas (1/5/25)
Won by 30	44 vs. Bethune-Cookman (12/29/23)	51 vs. #7 Kansas (1/5/25)
Won by 40	44 vs. Bethune-Cookman (12/29/23)	51 vs. #7 Kansas (1/5/25)
Won by 50	54 vs. West Florida (11/12/10)	51 vs. #7 Kansas (1/5/25)
Scored 50 in the 1st half	51 vs. Tulsa (2/11/23)	52 at Memphis (2/1/21)
Scored 50 in the 2nd half	54 vs. Florida Atlantic (11/12/24)	55 vs. #7 Kansas (1/5/25)
Scored 60 points or fewer in win	52-45 vs. Wichita State (12/28/22)	60-52 vs. #8 Iowa State (3/2/24)
Scored 90 points or more in loss	109-102 vs. LSU (11/24/24)	100-94 vs. Florida Atlantic (11/12/24)
Made 40 FG	40 at Marshall (2/27/10)	42 vs. #7 Kansas (1/5/25)
Attempted 80 FG	91 vs. LSU (11/24/24)	83 vs. #7 Kansas (1/5/25)
Shot 50% or better from the field	29-56 (51.8%) at Texas Tech (12/31/24)	24-46 (52.2%) vs. Colorado (1/8/25)
Shot 60% or better from the field	29-48 (60.4%) vs. Temple (1/2/19)	33-51 (64.7%) vs. Cincinnati (2/25/15)
Shot under 30% from the field	14-68 (20.6%) vs. #7 Kansas (1/5/25)	23.5% vs. Cal St. Fullerton (11/16/23)
Made 12 3-pt FG	13 vs. Florida Atlantic (11/12/24)	12 vs. LSU (11/24/24)
Made 15 3-pt FG	15 vs. Jacksonville (12/6/23)	16 vs. Tulane (1/14/15)
Shot 50% or better from 3-pt line	10-17 (58.8%) vs. Jacksonville (12/21/24)	7-13 (53.8%) vs. Colorado (1/8/25)
Shot 60% or better from 3-pt line	12-20 (60.0%) vs. Michigan (12/30/21)	9-13 (69.2%) vs. UConn (2/11/17)
Didn't make a 3-pt FG	0-14 at #6 Cincinnati (2/6/18)	0-23 vs. UAB (1/9/13)
Attempted 30 3-pt FG	35 at Arizona (1/11/25)	36 vs. LSU (11/24/24)
Made 30 FT	33 vs. Memphis (1/11/23)	40 at #19 BYU (2/13/24)
Made 35 FT	36 vs. Bethune (12/22/15)	40 at #19 BYU (2/13/24)
Attempted 40 FT	44 vs. South Florida (2/13/19)	40 at #19 BYU (2/13/24)
Attempted 50 FT	56 vs. FAU (12/15/93)	67 at Marshall (2/27/10)
Made 5 or less free throws	1-for-7 vs. #18 Baylor (1/31/24)	4-for-9 vs. Tarleton St. (12/8/24)
Shot 100% on FTs (min. 10 att.)	11-for-11 at Michigan (12/6/20)	13-for-13 vs. California Baptist (12/1/24)
Shot 40% or worse on FTs	1-for-7 vs. #18 Baylor (1/31/24)	6-for-18 vs. Memphis (1/12/22)
Had 50 rebounds	51 vs. LSU (11/24/24)	63 vs. #7 Kansas (1/5/25)
Had 60 rebounds	69 vs. West Florida (12/17/93)	63 vs. #7 Kansas (1/5/25)
Had 20+ offensive rebounds	20 at Arizona (1/11/25)	22 vs. #7 Kansas (1/5/25)
Had 5 or less offensive rebounds	5 vs. Jacksonville (12/21/24)	4 at Texas (1/17/24)
Had 25 assists	28 vs. Tulsa (2/11/23)	30 vs. #7 Kansas (1/5/25)
Had 30 assists	30 vs. Campbell (2/28/04)	30 vs. #7 Kansas (1/5/25)
Had 15 steals	15 vs. LSU (11/24/24)	16 at Cincinnati (2/4/23)
Had 20 steals	22 vs. Navy (12/6/03)	20 at Memphis (2/1/21)
Had 10 blocks and 10 steals	13 blocks and 10 steals vs. UIC (12/5/15)	-
Had 10 blocks	10 vs. #13 Texas A&M (11/4/24)	12 vs. #7 Kansas (1/5/25)
Had 14 blocks	14 vs. Temple (3/12/14)	15 vs. St. John's (11/26/17)
Didn't record a block	vs. Tennessee Tech (11/19/24)	at TCU (3/9/24)
Committed 5 or less turnovers	5 vs. Tulsa (12/14/24)	4 vs. SMU (2/24/19)
Committed 20+ turnovers	22 vs. #8 Iowa State (3/2/23)	22 vs. Colorado (1/8/25)
Won an OT game	74-71 vs. Charlotte (11/20/23)	109-102 vs. LSU (11/24/24)
Lost an OT game	109-102 vs. LSU (11/24/24)	74-71 vs. Charlotte (11/20/23)
Multiple OT game	30T, 109-102 vs. LSU (11/24/24)	-
Made Game-Winning Buzzer Beater	69-66 vs. ECU (2/20/22)	68-66 vs. Missouri (12/17/22)

THE LAST TIME A UCF PLAYER...

Scored 25 pts	28, Darius Johnson vs. Milwaukee (11/27/24)	Had 7 steals	7, Darius Johnson vs. California Baptist (12/1/24)
Scored 30 pts	32, Darius Johnson vs. #20 BYU (3/13/24)	Had a double-double	Keyshawn Hall vs. LSU - 21 pts/10 reb (11/24/24)
Scored 35 pts	36, Aubrey Dawkins at Temple (3/9/19)	Two players had double-doubles	Taylor Hendricks vs. Stetson - 16 pts/10 reb (12/21/22)
Scored 40 pts	45, Jermaine Taylor vs. Rice (2/25/09)		Darius Johnson vs. Stetson - 16 pts/10 ast (12/21/22)
Two players score 20 pts	at Texas Tech (12/31/24)		Isaiah Sykes vs. East Carolina - 20 pts/16 reb/11 ast (2/9/13)
	Darius Johnson (24), Keyshawn Hall (22), vs. Michigan (12/30/21)		
Two players score 25 pts	Darin Green Jr. (27), Brandon Mahan (26) vs. LSU (11/24/24)	Had a triple-double	
	Darius Johnson (25), Keyshawn Hall (21), Jordan Ivy-Curry (20) at Texas (1/17/24)		
Five players score 10 pts	Jaylin Sellers (24), Shemarri Allen (17) Darius Johnson (11), Omar Payne (10) C.J. Walker (10)		
	vs. Bethune-Cookman (12/29/23)		
Three reserves score 10 pts	Marchelus Avery (11), Antwann Jones (10) C.J. Walker (10)		
	Darius Johnson		
Score 25+ points in 2 straight	27 vs. LSU (11/24/24), 28 vs. Milwaukee (11/27/24)		
Made 12 FG	12, Darius Johnson vs. #20 BYU (3/13/24)		
Made 15 FG	15, Keith Clanton at ECU (1/12/13)		
Made 20 FG	23, Bo Clark vs. Florida Tech (1/17/79)		
Attempted 20 FG	21, Keyshawn Hall vs. LSU (11/24/24)		
Attempted 30 FG	31, Jermaine Taylor vs. ECU (3/7/09)		
Made 5+ 3-point FG	5, Jordan Ivy-Curry vs. Jacksonville (12/21/24)		
Made 6+ 3-point FG	8, Darius Johnson vs. Milwaukee (11/27/24)		
Made 7+ 3-point FG	8, Darius Johnson vs. Milwaukee (11/27/24)		
Made 10+ 3-point FG	11, Matt Williams vs. South Florida (1/17/17)		
Attempted 15 3-pt FG	15, Darius Johnson at West Virginia (2/20/24)		
Attempted 20 3-pt FG	21, Matt Williams vs. South Florida (1/17/17)		
Made 10 FT	10, Keyshawn Hall vs. Jacksonville (12/21/24)		
Made 15 FT	15, Bennie Shaw vs. Medgar Evers (12/18/75)		
Attempted 15 FT	15, Collin Smith vs. Cincinnati (1/11/20)		
Attempted 20 FT	21, Tacko Fall vs. South Florida (2/13/19)		
Had 15 rebounds	19, Ibrahim Diallo vs. #18 BYU (1/13/24)		
Had 20 rebounds	20, Tacko Fall vs. SMU (2/24/19)		
Had 10 assists	10, Darius Johnson vs. #18 Baylor (1/31/24)		
Had 12 assists	13, Brandon Goodwin at Tulane (2/19/15)		
Had 6 blocks	6, Moustapha Thiam vs. Tarleton St. (12/8/24)		
Had 8 blocks (program record)	8, Tom Herzog vs. Bethune-Cookman (12/11/10)		

team rankings in "The Last Time" section are via the AP poll



MEDIA QUICK GLANCE SHEET

last game's starters noted with gold numbers



0

JORDAN IVY-CURRY

5th • G • 6-3 • 177 • La Marque, Texas • UTSA / Pacific						
GP/GS	PPG	APG	RPG	FG%	3FG%	FT%
24-25	15/14	14.7	2.5	3.5	40.1%	33.7%
Career	116/51	12.1	2.1	3.2	39.3%	35.4%
Career Highs	Pts: 38	Asst: 9	Reb: 11	Stl: 4		
Season High	Pts: 22	Asst: 5	Reb: 6	Stl: 4		

- ♦ Scored double-digit points in UCF's first 11 games of the season; has four or more three-pointers in four of his last six games
- ♦ Opened the campaign with four straight 15+ point, 3+ assist efforts; best game was 22 points and 5 assists vs. FAU
- ♦ Scored 16 points in his UCF debut on Nov. 4 against #13 Texas A&M; next game scored 18 on Nov. 8
- ♦ Scored an impressive 17.1 PPG last season with UTSA, easily topping his career best of 13.9 PPG during 2021-22
- ♦ Made a career-best 46 three pointers last season and shot a career-high 38.7% mark from downtown
- ♦ Earned Conference USA All-Freshman Team honors while with UTSA in 2020-21



1

MIKEY WILLIAMS

R-Fr • G • 6-3 • 193 • San Diego, Calif. • Memphis						
GP/GS	PPG	APG	RPG	FG%	3FG%	FT%
24-25	5/0	3.0	0.8	0.6	38.5%	0%
Career	5/0	3.0	0.8	0.6	38.5%	0%
Career Highs	Pts: 9	Asst: 2	Reb: 2	Stl: -		
Season High	Pts: 9	Asst: 2	Reb: 2	Stl: -		

- ♦ Made his UCF and collegiate debut Dec. 21 vs. Jacksonville, tallying an assist; scored first points at Texas Tech Dec. 31
- ♦ Played at San Ysidro for his senior season where he posted 23.8 points, 9.2 assists and 3.2 rebounds per game, per MaxPreps
- ♦ Tabbed as a four-star recruit coming out of high school, ranking No. 39 in the country and No. 8 in California, according to 247Sports; His 0.9809 composite ranking would be the second highest for a UCF recruit, had he committed straight to UCF
- ♦ His mom, Charisse, was a softball player at Kearney High School before playing for Hampton University; Mikey later went on to score a career-high 77 points with nine-made threes against Kearney on Dec. 13, 2019



2

JJ TAYLOR

So. • F • 6-8 • 196 • Chicago, Ill. • Memphis						
GP/GS	PPG	APG	RPG	FG%	3FG%	FT%
24-25	13/0	4.5	0.9	2.3	30%	23.1%
Career	16/0	3.6	0.8	2.0	30%	23.1%
Career Highs	Pts: 11	Asst: 3	Reb: 9	Stl: 2	Blk: 2	
Season High	Pts: 11	Asst: 3	Reb: 9	Stl: 2	Blk: 2	

- ♦ Hauled in a career-best nine rebounds against No. 19 Wisconsin in the Greenbrier Tip-Off opener on Nov. 22, 2024
- ♦ Made UCF debut on opening night against Texas A&M, scoring 10 points and contributing a key block late to help win
- ♦ Played in three games, all off the bench over six minutes last season with Memphis, pulling in two rebounds on the year
- ♦ Was tabbed as a four-star recruit out of San Ysidro High School and was ranked as the No. 86 player in the nation, according to 247Sports composite rankings; he was the No. 14 recruit in California and No. 20 at the small forward position
- ♦ His senior year saw him post 25.5 points, 7.3 rebounds and 1.8 blocks per game while at San Ysidro



3

DARIUS JOHNSON

Sr. • G • 6-1 • 200 • Boyds, Md.						
GP/GS	PPG	APG	RPG	FG%	3FG%	FT%
24-25	15/15	14.9	3.9	3.9	41.7%	42.2%
Career	103/82	11.3	3.6	3.3	38.8%	35.4%
Career Highs	Pts: 33	Asst: 10	Reb: 9	Stl: 7		
Season High	Pts: 28	Asst: 8	Reb: 7	Stl: 7		

- ♦ Scored 17 points in the second half of UCF's Big 12 opening win at Texas Tech, finishing with a team-high 24 points
- ♦ Snatched seven steals vs. California Baptist on Dec. 1, 2024, tying a career high and tied the most in a D-I in a game this year
- ♦ Hit eight three pointers on Nov. 27, 2024, a career high, the best by a Knight since Jan. 17, 2017, and tied for the second most in a UCF game
- ♦ Ranks third in the nation in steals p/gm with 3.09 after grabbing 2.21 stl. p/gm last season, a mark that saw him ranked 18th nationally
- ♦ Became the 21st Knight to score 1,000 career points all in a UCF uniform on Nov. 19 vs. Tennessee Tech
- ♦ Named All-Big 12 Honorable Mention at the end of the 2023-24 regular season



4

KEYSHAWN HALL

Jr. • G/F • 6-7 • 235 • Cleveland, Ohio • George Mason/UNLV						
GP/GS	PPG	APG	RPG	FG%	3FG%	FT%
24-25	15/15	16.1	2.3	6.5	40.7%	29.8%
Career	62/43	13.2	1.4	5.8	45.4%	35.4%
Career Highs	Pts: 36	Asst: 5	Reb: 15	Stl: 3	Blk: 2	
Season High	Pts: 26	Asst: 5	Reb: 12	Stl: 3	Blk: 1	

- ♦ Started 9-for-9 from the field in UCF's Big 12 opening win at Texas Tech, including 4-for-4 from the three-point line
- ♦ Has six 20+ point games this season, including two instances of back-to-back 20+ point outings, most recently scoring 22 at Texas Tech (Dec. 31) after tallying 21 against Jacksonville (Dec. 21)
- ♦ Led the team with 26 points in 100-94 win over FAU, one of three 20 point scorers on the night
- ♦ Recorded a double-double in just his second game as a Knight, scoring 14 points and hauling in 12 rebounds on Nov. 8
- ♦ Named All-Atlantic 10 Second Team and NABC First Team All-District for his efforts at George Mason last season



5

BENNY WILLIAMS

Sr. • F • 6-10 • 217 • Bowie, Md. • Syracuse						
GP/GS	PPG	APG	RPG	FG%	3FG%	FT%
24-25	15/0	5.9	1.1	3.4	47.9%	53.3%
Career	92/24	5.0	0.8	3.1	42.6%	29.6%
Career Highs	Pts: 24	Asst: 6	Reb: 11	Stl: 5	Blk: 3	
Season High	Pts: 17	Asst: 4	Reb: 8	Stl: 2	Blk: 3	

- ♦ Had back-to-back games with two or more blocks at the Greenbrier Tip-Off against No. 19 Wisconsin and LSU
- ♦ Already has seven blocks through seven games in 2024-25 after he swatted aside a career-best 16 blocks last season
- ♦ Big game in third appearance as a Knight, registering 17 points and eight rebounds off the bench in 21 minutes
- ♦ Registered 5.4 points per game last season with Syracuse, shooting an even 40% from the floor
- ♦ Talled a career-high 24 points at Pittsburgh on Feb. 25, 2023
- ♦ Was rated a five-star recruit out of high school by Rivals.com, ranking 15th overall in the Class of 2021



6

DALLAN 'DEEBO' COLEMAN

Sr. • G • 6-6 • 220 • Memphis, Tenn. • Georgia Tech						
GP/GS	PPG	APG	RPG	FG%	3FG%	FT%
24-25	15/14	6.6	0.9	4.1	37.8%	52.6%
Career	107/50	7.2	0.9	2.7	38.6%	35.1%
Career Highs	Pts: 24	Asst: 8	Reb: 9	Stl: 5		
Season High	Pts: 20	Asst: 2	Reb: 9	Stl: 5		

- ♦ Had his best game as a Knight in the Orange Bowl Classic vs. Tulsa, tallying 20 points and nine rebounds on 6-for-8 shooting
- ♦ Snagged a career-high five steals in UCF's triple overtime loss to LSU in the Greenbrier Tip-Off third place game
- ♦ Had a big game vs. Tennessee Tech on Nov. 19, 2024 with 14 points and five rebounds
- ♦ Averaged 16 points per game in Georgia Tech's first three games of 2023-24 (15-24 FG, 9-16 3pt FG)
- ♦ Only committed four turnovers in 16 ACC games played last season, only had 10 on the entire campaign
- ♦ His career-best mark of 24 points came against UMass Lowell on Nov. 14, 2023



7

DIOR JOHNSON

R-So. • G • 6-3 • 182 • Kingston, N.Y. • Clarendon College/Pitt						
GP/GS	PPG	APG	RPG	FG%	3FG%	FT%
24-25	14/0	3.0	1.2	1.1	44.1%	20%
Career	14/0	3.0	1.2	1.1	44.1%	20%
Career Highs	Pts: 11	Asst: 4	Reb: 4	Stl: 2		
Season High	Pts: 11	Asst: 4	Reb: 4	Stl: 2		

- ♦ Had a breakout game at the Greenbrier Tip-Off vs. No. 19 Wisconsin, scoring 11 points while recording four assists and two steals
- ♦ Averaged 29.7 points, 5.4 rebounds and 5.9 assists per game at Clarendon College last season; shot 52.1% from the field and 41.7% from beyond the three point arc; scored 40 or more points in six games, and sunk 30 or more points in 10 contests
- ♦ Scored a season-high 58 points on the road at Howard (Texas) on Feb. 15 in a 104-100 victory; was 19-for-34 from the field, 5-of-6 from long range and 15-of-16 from the charity stripe
- ♦ Did not see game action at Pitt in 2022-23, earning a redshirt; was a four-star guard and ranked No. 35 in the 2022 ESPN Player Rankings



15

TYLER HENDRICKS

R-So. • G • 6-6 • 190 • Fort Lauderdale, Fla.						
GP/GS	PPG	APG	RPG	FG%	3FG%	FT%
24-25	7/0	1.1	0.3	1.1	37.5%	0%
Career	21/0	2.1	0.2	1.1	44.1%	31.3%
Career Highs	Pts: 7	Asst: 1	Reb: 4	Stl: 1		
Season High	Pts: 6	Asst: 1	Reb: 2	Stl: 1		

- ♦ Made season debut against No. 19 Wisconsin at the Greenbrier Tip-Off after missing the first four games with injury
- ♦ Scored a turnaround jumpshot in the first round of UCF's inaugural trip to the Big 12 Conference Championship
- ♦ Made his collegiate debut in UCF's '23-'24 season opener, scoring seven points and pulling in four rebounds
- ♦ Played for Calvary Christian Academy in Fort Lauderdale, Fla. and helped lead them to a Florida 3A state championship as a junior and senior in 2020-21 and 2021-22
- ♦ Twin brother, Taylor, played with the Knights in 2022-23 and became UCF's first lottery and first round pick, drafted by Utah in the 2023 NBA Draft



22

NILS MACHOWSKI

So. • G • 6-3 • 183 • Berlin, Germany						
GP/GS	PPG	APG	RPG	FG%	3FG%	FT%
24-25	12/1	1.4	0.8	1.5	29.4%	28.6%
Career	37/1	1.8	0.8	1.2	31.8%	27.5%
Career Highs	Pts: 13	Asst: 3	Reb: 5	Stl: 2		
Season High	Pts: 6	Asst: 3	Reb: 3	Stl: 1		

- ♦ Made his first UCF start on Dec. 1, 2024 vs. California Baptist, scoring four points and tallying three assists.
- ♦ Pulled in a career-high five rebounds at West Virginia on Feb. 20
- ♦ Tied for the team lead in steals in UCF's contest against No. 18 Baylor, snatching a pair of thefts
- ♦ Talled 13 points on five-of-seven shooting, including three-for-three from three-point land against Miami (11/10/23)
- ♦ Made his collegiate debut on opening night for UCF, scoring five points with an assist, steal and rebound
- ♦ Spent time in the top tier of German basketball with Alba Berlin; Won back-to-back U19 championships with Alba Berlin in 2022 and 2023



24

JAYLIN SELLERS

Sr. • G • 6-4 • 205 • Columbus, Ga. • Ball State						
GP/GS	PPG	APG	RPG	FG%	3FG%	FT%
24-25	3/1	6.0	1.0	1.3	50%	40%
Career	98/68	11.9	0.8	3.0	46.7%	37.3%
Career Highs	Pts: 34	Asst: 5	Reb: 14	Stl: 4		
Season High	Pts: 7	Asst: 1	Reb: 2	Stl: 1		

- ♦ Made his 2024-25 season debut on Dec. 21 vs. Jacksonville after a preseason injury caused him to miss UCF's first 10 games
- ♦ Named All-Big 12 Honorable Mention at the end of the 2023-24 regular season
- ♦ Finished the 2023-24 campaign leading the Knights in scoring, averaging 15.9 points per game, including 16.8 PPG in wins
- ♦ Led the Big 12 in points per game last season from Nov. 27-Dec. 18 before finishing fourth in the conference at season's end
- ♦ Recorded career-highs in points (524), steals (35), assists (36), rebounds (118), and free throw percentage (82.9%) in '23-'24
- ♦ Posted a career-high 34 pts. against Stetson (11/26/23), helping him earn the Big 12's Co-Newcomer of the Week nod



35

ROKAS JOCIUS

Jr. • F • 6-10 • 240 • Kaunas, Lithuania • La Salle						
GP/GS	PPG	APG	RPG	FG%	3FG%	FT%
24-25	15/1	2.9	0.4	1.5	51.4%	20%
Career	76/30	5.9	0.3	3.9	53.7%	35.5%
Career Highs	Pts: 20	Asst: 3	Reb: 13	Stl: 2	Blk: 4	
Season High	Pts: 10	Asst: 2	Reb: 5	Stl: -	Blk: 1	

- ♦ Made his first UCF start on Nov. 27 vs. Milwaukee
- ♦ Talled a career-high 20 points against Rhode Island on Feb. 25, 2024 after earning a career-high 15 rebounds at Rhode Island on Jan. 31, 2024
- ♦ Averaged 8.5 points and 5.4 rebounds per game in a breakout sophomore campaign with La Salle
- ♦ Scored double-digit points in 12 contests last season while pulling in double-digit rebounds in four
- ♦ Was named to the Atlantic 10 Commissioner's Honor Roll in his freshman campaign at La Salle in 2022-23
- ♦ Played for Vilniaus Perlas Energija for two seasons in the second-highest tier of the Lithuanian basketball league



52

MOUSTAPHA THIAM

Fr. • C • 7-2 • 235 • Dakar, Senegal						
GP/GS	PPG	APG	RPG	FG%	3FG%	FT%
24-25	14/14	7.6	0.5	5.1	48.8%	26.7%
Career	14/14	7.6	0.5	5.1	48.8%	26.7%
Career Highs	Pts: 14	Asst: 3	Reb: 10	Stl: 2	Blk: 6	
Season High	Pts: 14	Asst: 3	Reb: 10	Stl: 2	Blk: 6	

- ♦ Recorded five blocks vs. Tulsa in the Orange Bowl Classic while scoring a season-high 14 points (12/14/24)
- ♦ Swatted six blocks on 12/8/24 vs. Tarleton St., his second time doing so; added 10 points, nine rebounds and two steals
- ♦ Made collegiate debut on opening night against #13 Texas A&M, tallying six blocks, the most by a rookie since 12/12/15
- ♦ Became the highest ranked recruit and first five-star in program history with a .9943 composite rank according to 247Sports. Upon reclassifying, he slotted in as the No. 7 center in the '24 class as well as the No. 6 recruit in Florida and No. 30 overall, according to On3.
- ♦ Was the No. 1 center recruit and No. 14 overall in the class of 2025 before reclassifying to join the Knights in 2024-25

ADDITION FINANCIAL ARENA



The UCF men's and women's basketball programs have called the beautiful 10,000-seat Addition Financial Arena its home since the start of the 2007-08 season. Located in the heart of Knights Plaza on the expansive north side of campus, the state-of-the-art facility opened in the fall of 2007 to packed crowds at multiple events. Under the current configuration, the capacity for basketball games sits at 9,400.

Addition Financial Arena's unique design provides an intimate atmosphere for all students, alumni, fans and supporters, while creating an intimidating environment for opponents. With a raucous student section, dubbed the "Knightmare," Addition Financial Arena has quickly become one of the more formidable basketball facilities in the entire southeast. The design offers perfect sight lines for all fans, giving every spectator a spectacular view.

UCF's first year in the Big 12 Conference saw record attendance for the men's basketball teams, hosting a total of 134,000 fans over the 2023-24 season that saw the Knights host 19 home games, averaging just over 9,000 fans per league home contest. The inaugural Big 12 campaign also saw the introduction of palm fronds as a free throw distraction in the student section. The terms "Fear the Frond" and "Frond Warning" were born as Knight Nation helped cause opponents to make 10% less of their second-half free throws in Big 12 and postseason play.

The venue has sold out twice for UCF men's basketball games, the first being the Black and Gold's 2017 NIT Quarterfinal contest against Illinois, filling the seats with 10,011 fans. The second was the Knights' Big 12 Conference home opener against No. 3 Kansas on Jan. 10, 2024, as 9,469 fans piled through the turnstiles. Most of those fans piled out of the stands as both games ended in court stormings. UCF's 65-60 victory over the Jayhawks was the highest-ranked opponent that the Knights had defeated in program history.

Approximately 7,000 seats make up the lower bowl of Addition Financial Arena, with an additional 3,000 seats situated in the upper level. Club level seating is on the east side of the Arena, with exclusive access to the regal Black and Gold Club before, during and after each game. The addition of a courtside club on one of the baselines subtracted 600 seats from the lower bowl, making the current configuration for men's and women's basketball games a 9,400-fan capacity. The area, located floor-level in front of sections 101-103, offers great views of game action as well as access to top-notch food and beverage options.

The facility features 16 luxury boxes and suites, a club lounge, open concourse areas and numerous concession options. Fans benefit from a state-of-the-art audio and video system. The scoreboard located at center court features four video screens that show replays and player information with an LED ribbon board stretching around the bottom.

Patrons enter the building through a spacious lobby that has conveniently located concession and apparel stands.

Addition Financial Arena sits on the northern side of campus and is nestled in with UCF's other athletics facilities, including FBC Mortgage Stadium, The Venue, John Euliano Park and the UCF Soccer/Track Complex. FBC Mortgage Stadium also opened up during the same September week in 2007.

The arena is the centerpiece of an area that includes apartment-style dormitories with 2,000 total beds and about 100,000-square feet of retail space. Before and after games, fans can dine and shop at establishments like Barnes & Noble Bookstore, Burger U, Gringos Locos, Domino's, The Pop Parlour, Dunkin', Jimmy John's, Subway and Knightro's.

The neighboring retail area has room for 24 shops.

Addition Financial Arena also hosts premiere concerts along with UCF commencement ceremonies. The Central Florida Crusaders, expansion members of the National Indoor Soccer League, began fielding men's and women's teams in the venue for the 2022-23 season. The Orlando Valkyries of the Pro Volleyball Federation began playing their games in the arena in Jan. 2024.

The arena is located directly in front of UCF's old home, The Venue, which re-opened following a year of massive renovations to create a new home for the women's volleyball program as well as dedicated practice facilities for both the men's and women's basketball programs. The Knights played in the former 5,100-seat building from 1991-2007.

Construction on the new facility began in November of 2005. The arena was designed by HOK Sports and constructed by KUD International.

The arena officially opened on Sept. 8, 2007, with a Reba McEntire concert. The first UCF event at the new arena occurred on Sept. 28, 2007, when the UCF volleyball team hosted East Carolina. The first UCF men's basketball game was a 63-60 victory over Nevada on Nov. 11, 2007 while the first women's contest was on Nov. 9, 2007, in 72-57 loss to Texas Tech.



Capacity	10,000
Construction Began	November 2005
Construction Completed	August 2007
Design	HOK Sports
Construction	KUD International
Cost	\$80 million
Luxury Suites	16
Lower Level Seats	5,598
Upper Level Seats	3,365
Club Seats	502
Concession Stands	7
Points of Sale	28
Video Boards	4
First UCF Game	UCF 63, Nevada 60 (11/11/07)

Highest Single-Game Home Attendance Records

1.	10,011 ^	Illinois (3/22/17)
2.	9,825	Memphis (1/10/09)
3.	9,669 ^	Kansas (1/5/25)
4.	9,469 ^	Kansas (1/10/24)
5.	9,460	Marshall (1/13/10)
6.	9,392	Iowa State (3/2/24)
7.	9,390	Houston (3/6/24)
8.	9,387	Oklahoma (2/3/24)
9.	9,383	Houston (1/25/23)
10.	9,358	Michigan (12/30/21)
11.	9,347	Rice (1/22/11)
12.	9,343	Florida State (11/13/13)
13.	9,141	Cincinnati (3/7/19)
14.	9,137	BYU (1/13/24)
15.	9,094	Marshall (1/5/11)
16.	8,882	West Virginia (1/23/24)
17.	8,808	Texas A&M (11/4/24)
18.	8,734	Memphis (1/18/12)
19.	8,727	Massachusetts (11/13/09)
20.	8,711	Texas Tech (2/24/24)

^ - indicates sellout

Single-Season Home Attendance

1.	134,240 (7,065/19 games)	2023-24
2.	121,036 (6,370/19 games)	2010-11
3.	97,297 (5,723/17 games)	2011-12
4.	90,466 (4,523/20 games)	2012-13
5.	90,067 (5,298/17 games)	2013-14
6.	89,664 (5,274/17 games)	2022-23
7.	88,378 (4,651/19 games)	2016-17

Addition Financial Arena Record by Coaches

Coach	Seasons	Addition Financial Record	Win Pct.
Kirk Speraw	3	34-13 / 12-13*	.723 / .480*
Donnie Jones	6	74-33 / 59-33*	.692 / .641*
Johnny Dawkins	9	102-36	.739

*2008-09, 2009-10, 2010-11 victories vacated due to NCAA sanctions

Season-by-Season Record in Addition Financial Arena

Season	Head Coach	Home Record
2007-08	Kirk Speraw	12-4*
2008-09	Kirk Speraw	13-3 / 0-3*
2009-10	Kirk Speraw	9-6 / 0-6*
2010-11	Donnie Jones	15-4 / 0-4*
2011-12	Donnie Jones	16-1
2012-13	Donnie Jones	15-5
2013-14	Donnie Jones	10-7
2014-15	Donnie Jones	10-8
2015-16	Donnie Jones	8-8
2016-17	Johnny Dawkins	15-3
2017-18	Johnny Dawkins	12-4
2018-19	Johnny Dawkins	15-2
2019-20	Johnny Dawkins	10-6
2020-21	Johnny Dawkins	6-3
2021-22	Johnny Dawkins	13-3
2022-23	Johnny Dawkins	11-6
2023-24	Johnny Dawkins	11-8
2024-25	Johnny Dawkins	9-1
18 Seasons	3 Head Coaches	210-82 / 173-82*
		.719 / .678 Win %

*2008-09, 2009-10, 2010-11 victories vacated due to NCAA sanctions

UCF's Addition Financial Arena Winning Streaks

G	Began	Ended	Coach	Team to End Streak
16*	2/12/11	1/28/12	Donnie Jones	Southern Miss, 78-65
12**	2/6/08	1/10/09	Kirk Speraw	Memphis, 75-66
10	11/24/18	2/7/19	Johnny Dawkins	No. 12 Houston, 77-68
10*	11/12/10	1/19/11	Donnie Jones	East Carolina, 68-61
8	11/4/24	1/5/25	Johnny Dawkins	No. 7 Kansas, 99-48
7	2/14/17	11/30/17	Johnny Dawkins	Missouri, 62-59
7	1/30/12	11/20/12	Donnie Jones	Middle Tennessee, 75-61
7*	3/7/09	12/30/09	Kirk Speraw	Jacksonville, 61-51
6	12/4/22	1/25/23	Johnny Dawkins	No. 3 Houston, 82-71
6	1/5/13	2/20/13	Donnie Jones	Marshall, 82-70
6	11/17/13	12/31/13	Donnie Jones	No. 10 Louisville, 90-65

*Streak is actually 11 due to five consecutive home wins at the end of the 2000-01 season being vacated via to NCAA sanctions

**Streak is actually four due to eight consecutive home wins to begin the 2008-09 season being vacated via to NCAA sanctions

*entire winning streak vacated due to NCAA sanctions





Johnny DAWKINS

Head Coach / Ninth Season at UCF

UCF head men's coach Johnny Dawkins has built a particularly glossy college basketball playing and coaching catalogue—most recently including 2023

induction into the National Collegiate Basketball Hall of Fame and selection of a UCF player in the first round of the 2023 NBA Draft.

Dawkins' resume showcases:

- ◆ 15 seasons as a major-college head coach (the last seven at UCF), including eight postseason berths and a pair of National Invitation Tournament titles
- ◆ Extensive player development, highlighted by Taylor Hendricks' selection in the first round of the 2023 NBA Draft after only a single season at UCF
- ◆ 10 additional previous seasons of experience as an assistant coach at Duke, including NCAA Championship appearances every year, an NCAA title in 2001 and seven Atlantic Coast Conference Tournament crowns
- ◆ A nine-year NBA career that included a career double-figure scoring average
- ◆ A collegiate playing career at Duke that featured national player-of-the-year recognition as a senior as the school's all-time top career scorer, later culminating with his 2023 National Collegiate Basketball Hall of Fame selection

In eight seasons at UCF, Dawkins has led the program to unprecedented heights, in the only eight-year stretch with four or more postseason appearances during the Division I era. He led the Knights to their first NCAA Championship victory in 2019. He's also responsible for producing UCF's first lottery pick after Taylor Hendricks was selected by the Utah Jazz with the ninth overall pick in the 2023 NBA Draft. In the deepest, most challenging league in college basketball, Dawkins led the Knights to seven victories in their inaugural season as members of the Big 12 Conference in 2023-24, earning a program record three ranked wins during the campaign. Dawkins boasts eight wins over ranked opponents in his time at the helm of the Knights, accounting for 80% of the team's wins over Associated Press top-25 teams in the program's history. UCF made a statement in its inaugural home Big 12 game on Jan. 10, 2024, beating No. 3 Kansas by five after trailing by 16 at one point during the contest. The Knights went on to earn additional ranked wins over No. 23 Oklahoma and No. 23 Texas Tech during the inaugural Big 12 slate, joining the 2018-19 season as the only other campaign with multiple wins over ranked opponents in a single season.

The Knights also earned a host of other impressive wins against top-25 foes, beating 15th-ranked Florida State in Tallahassee in 2020, the program's first victory over the Seminoles. The Knights recorded consecutive victories over No. 6 Houston and No. 19 Cincinnati during the 2018-19 regular-season run to the NCAA Championship, solidifying themselves in the field of 68. UCF defeated No. 24 Alabama in December 2017, after earning the first ranked win under Dawkins on Feb. 26, 2017, beating No. 15 Cincinnati 53-49. UCF cracked the AP poll on Mar. 4, 2019, for the first time since 2011, earning a ranking of 25th late in the regular season. It was the latest into a season that the Knights had been ranked. The home finale against Cincinnati in 2019 marked the first matchup of ranked teams at Addition Financial Arena.

Dawkins was named UCF's seventh head men's basketball coach on Mar. 23, 2016.

The 2019 NCAA Championship Run

The 2018-19 season was one to remember for Dawkins and the Knights, as he guided UCF to a No. 9 seed in the NCAA Championship, its highest seed in five all-time NCAA Championship appearances, and defeated eighth-seeded VCU 73-58 in first-round action.

UCF then came inches away from upsetting top overall seed Duke in the second round, ultimately falling 77-76 to fellow Hall of Famer and his former college coach Mike Krzyzewski, Zion Williamson and RJ Barrett as BJ Taylor's floater rimmed out and Aubrey Dawkins' tip-in barely missed at the buzzer.

The Knights were stellar down the stretch to secure their at-large NCAA Championship berth, winning on the road at No. 6/8 Houston to snap the Cougars' 33-game home win streak and topping No. 19/20 Cincinnati in Orlando. It marked the first time UCF had earned multiple victories over ranked opponents in the same season, and the Knights did it in back-to-back games.

Dawkins led UCF back to the NCAA Championship for the first time since 2005, and the first time as an at-large selection (with the previous four NCAA Championships as champions of the Atlantic Sun Conference Tournament in 1994, 1996, 2004 and 2005). He helped three individuals earn all-conference accolades from the American Athletic Conference in 2018-19, as UCF led the league with three honorees. BJ Taylor became the first Knight to earn first-team AAC honors, while Aubrey Dawkins was named second team and Tacko Fall added third-team honors. It marked just the second time that the Knights put multiple student-athletes on the AAC all-conference teams and the ninth time in the program's Division I history that multiple Knights earned all-conference honors in the same season (dating back to the 1993-94 season). With two players on the three all-conference teams, only Houston had more players earn all-conference honors.

Following the end of the 2018-19 regular season, Dawkins was named a finalist for the Skip Prosser Man of the Year Award and the Ben Jobe National Coach of the Year Award.

UCF finished the year 24-9, tied for the fourth most wins in a season in program history. The Knights' 23 regular-season wins marked a record in UCF's Division I era. The team went 13-5 in AAC play, the team's most league wins since joining that conference, and earned the No. 4 seed in the conference tournament for the second time in three seasons.

Dominant Defense

Known for their defense under Dawkins, the Knights ranked 11th in the nation in field-goal percentage defense, holding opponents to just 39.4 percent shooting in the 2018-19 NCAA Championship run. UCF was also 27th in scoring defense, allowing 64.5 points per game that season.

Defense always has been a priority with UCF teams, as four of Dawkins' eight seasons with the Knights have seen the team finish inside the top 50 nationally in scoring defense, including two top-10 finishes. UCF ranked third in the nation in scoring defense in 2017-18, holding teams to 61.7 points per game and 40.1% shooting, slotting the team at the No. 10 spot in the country. Dawkins' first season with UCF in 2016-17 saw the team finish No. 1 in field-goal percentage defense, limiting foes to 36.5% from the field, and No. 6 in scoring defense, with opponents averaging 61.2 points per contest.

Despite making the jump to one of the nation's toughest leagues in college hoops, UCF held its own on the defensive side of the ball. The Knights led the Big 12 in blocks per game, averaging 5.0 per game, a top 20 mark nationally throughout the year. UCF also ranked in the top 25 in steals per game at 8.7 per contest. Although they finished just outside of the top 50 national rankings for scoring defense, the Knights often held opponents well below their season averages. UCF also posted its second-highest turnovers forced per game clip during the team's first run through the Big 12, finishing in the top 40 with a mark of 14.21.

Highly-Touted Hendricks

Taylor Hendricks qualified as UCF's top recruit in program history upon his arrival prior to the 2022-23 season. He came into college as a top-100 player in two of the three major recruit rankings, as ESPN pinned him No. 54 and Rivals had him at No. 87. Hendricks lived up to the hype on opening night, dropping a team-best 23 points in his collegiate debut and finishing the season with averages of 15.3 points and 6.9 rebounds.

Through plenty of work and coaching throughout the season, Hendricks quietly began to creep into mock drafts across the country. At season's end, Hendricks had achieved two career-high marks of 25 points and recorded five double-doubles. He was the nation's only player to make 60 or more three-pointers, tally 55 or more blocks and record 35 or more dunks. He was

honored with a unanimous selection to the American Athletic Conference All-Rookie Team and was named second-team All-AAC. Hendricks announced his intent to enter the NBA Draft on March 22, 2023, making him UCF's first one-and-done player. The freshman phenom later went on to become the Knights' first lottery pick as well as a first-round selection, going ninth to the Utah Jazz in the 2023 NBA Draft.

Enshrined in the College Basketball Hall of Fame

Dawkins was honored Aug. 30, 2023, as an inductee in the 18th class of the National Collegiate Basketball Hall of Fame. He was joined by former Duke coach Mike Krzyzewski, who was officially honored in the class of 2023 after initially being among the Hall of Fame's Founding Class in 2006.

Dawkins was inducted for his playing days as a Blue Devil and is one of the most decorated players in Duke history. He is regarded as a key early figure in the program's ascent to becoming a national power. From 1982-86, Dawkins piled up 2,556 points – a mark that stood as the school's scoring record until 2006 and remains second all-time. He was a two-time consensus All-American, a four-time All-ACC selection--and was recipient of the 1986 Naismith National Player of the Year award.

As a senior, Dawkins led Duke to the ACC regular-season and tournament titles, and an appearance in the NCAA National Championship game. The 10th overall pick by the Spurs in the 1986 NBA Draft, Dawkins saw action in nine professional seasons with the Spurs, 76ers and Pistons. He averaged 11.1 points and 5.5 assists through 541 career NBA games.

UCF Player Honors

Multiple players have earned conference and national honors under Dawkins' tenure. Tacko Fall earned a spot on the Lefty Driesell Defensive All-America team in 2016-17 and was named the American Athletic Conference Defensive Player of the Year. B.J. Taylor earned first-team All-AAC and NABC first-team All-District honors in 2018-19.

Seven nods to the All-AAC Team were awarded while the Knights were members of that league. An additional three All-Rookie Team honors were earned, all over the last three seasons. Taylor Hendricks earned second-team All-Conference honors as well as a unanimous nod to the All-Rookie Team in 2022-23, as well as tallying a record nine conference rookie-of-the-week accolades. Darius Johnson and Isaiah Adams preceded Hendricks in earning All-Rookie Team nods in 2021-22 and 2020-21, respectively. Aubrey Dawkins (2018-19) and Taylor (2016-17) are the other Knights who received All-AAC second-team honors, while Darin Green Jr. (2021-22), Brandon Mahan (2020-21), Darius Perry (2020-21) and Fall (2018-19) all were members of an AAC third team.

Johnson added to his decorated career as a Knight with an All-Big 12 Honorable Mention honor in UCF's first season in the Big 12 (2023-24). He was joined by fellow junior guard Jaylin Sellers and fifth-year forward Ibrahima Diallo on the honorable mention list.

Postseason Pushes

On top of the NCAA Championship run in 2018-19, the Knights have punched three tickets to the NIT under Dawkins' direction, as he has led UCF to the postseason in half of his eight seasons at the helm of the Black and Gold. That number of postseason appearances is more than half of the SEC, ACC and Big Ten combined over that stretch.

UCF's most recent NIT bid saw the squad earn a No. 4 seed. In 2023, the Knights traveled to Gainesville, Florida, and handily beat Florida 67-49, UCF's first road victory against the Gators in program history. The Knights were the only team to hold Florida under 50 points all season. It was the sixth time

COACHING EXPERIENCE

2016-present	UCF	Head Coach
2008-16	Stanford	Head Coach
2000-08	Duke	Associate Head Coach
2006-08	USA Basketball	Player Personnel
1998-99	Duke	Assistant Coach

NBA EXPERIENCE

1994-95	Detroit Pistons
1989-94	Philadelphia 76ers
1986-89	San Antonio Spurs
1986	Drafted, Spurs - 10th Overall



that season UCF limited an opponent to 50 points or fewer. The Knights' run came to an end in their inaugural meeting with top-seeded Oregon in Eugene.

The 2016-17 season took UCF to New York's Madison Square Garden in Dawkins' first year at the helm of the Knights. UCF hosted its first NIT game, defeating Colorado for the program's first postseason win in an NIT or NCAA game. The Knights went on to defeat top-seeded Illinois State on the road, before coming home to the first sellout crowd at Addition Financial Arena and winning 68-58 over Illinois to earn a spot in the NIT semifinals. Under Dawkins' leadership, UCF led all NCAA Division I teams in defensive field-goal percentage, holding opponents to just 36.5 percent from the floor. The Knights were also sixth in the nation, allowing only 61.2 points per game, and gave up 45 or fewer points in four games over the course of the year. Dawkins was a finalist for both the Jim Phelan and Ben Jobe National Coach of the Year awards in his first season at UCF. Matt Williams set UCF records for three-pointers in a career, season and game, before signing a professional contract with the Miami Heat.

Notable Notes

In UCF's Dec. 11, 2021, win over North Carolina A&T, Dawkins picked up his 100th victory with the Knights, becoming the fastest coach in program history and just the third one to do so. He earned his 300th career victory in the Black and Gold's 74-63 win over No. 23 Oklahoma. Following the end of the 2023-24 season, Dawkins stands 148-103 all-time as head coach of the Knights, a winning percentage of .590, currently the second highest in program history and first during the Division I era, trailing only Torchey Clark's .755 mark.

In eight years, Dawkins has done a similarly successful job with his players in the classroom. With Dawkins at the helm, the Knights men's basketball program recorded an average semester team grade-point average over 3.0 for the first time in recorded history in 2018. Then the Knights did it again, setting a program record with an average semester GPA of 3.03 in spring 2019. Under Dawkins' watch, more than 45 nods have been earned by Knights on the AAC All-Academic team.

When Dawkins took over at UCF, the Knights had gone 12-18 the season before and hadn't finished above .500 since 2012-13. He led UCF to a 24-12 record in his first season at the helm, the sixth-best turnaround in the nation. With just seven scholarship players due to transfers and injuries, the Knights earned the fourth seed – their highest ever – in the American Athletic Conference Tournament, eventually falling to league champion SMU in the semifinals.

Stanford Stint

Stanford put together four 20-win seasons in Dawkins' tenure as head coach. He is only the second coach in Stanford history with at least four 20-win seasons. Stanford's success on the court came against some of the toughest schedules in the nation. During the 2015-16 season, the Cardinal faced the sixth-most difficult slate in the country—with a nation-leading 17 of Stanford's 30 games against RPI top-50 squads. Stanford's strength of schedule was rated in the top 50 each of his final four seasons, including two in the top 20, with an average rank of 27.75.

The Cardinal basketball program also excelled in the classroom during Dawkins' tenure, earning at least three Pac-12 All-Academic selections for five consecutive seasons and producing back-to-back Pac-12 Scholar-Athlete of the Year recipients (2014, 2015). Stanford also received annual national academic recognition, with three players earning National Association of Basketball Coaches (NABC) Honors Court status in 2015. The Cardinal were one of 20 NCAA Division I teams to earn an NABC Team Academic Excellence Award in 2016.

In 2012, Dawkins mentored Chasson Randle to become the consummate student-athlete. Randle finished that season as Stanford's all-time leading scorer and earned the program's initial first-team Academic All-America selection since 2006. Under Dawkins, Stanford recorded back-to-back perfect Academic Progress Rate (APR) scores of 1,000 in both the 2012-13 and 2013-14 reports.

Player development was also markedly improved at Stanford under Dawkins' tutelage. Four Cardinal players were selected in the NBA Draft following their collegiate careers—including 2014 first-round pick Josh Huestis.

Learning from a Legend

The Washington, D.C., native coached for 10 years under the legendary Mike Krzyzewski at Duke. During Dawkins' decade as a coach at Duke, the Blue Devils won a national championship (2001), tallied six ACC regular-season championships, recorded seven ACC Tournament titles and posted a 330-60 (.846) record. In four consecutive seasons from 1999-2002, Duke finished the regular season ranked No. 1 in both national polls, a first in college basketball history. Duke reached a No. 1 national ranking in seven of 10 seasons with Dawkins on the coaching staff.

While at Duke, he also served as the player personnel director for the USA Basketball Senior National Team from 2006-08.

Decorated at Duke

Following a prolific high school career at Mackin Catholic High School in Washington, D.C. (McDonald's All-American and third-team Parade All-American), Dawkins made his way to Duke, where he would become one of the most decorated players to set foot in Durham, North Carolina.

He played for the Blue Devils from 1982-83 through 1985-86, earning consensus All-America honors twice (1985, 1986).

COACHING RECORD

Season	School	Record	Pct
2008-09	Stanford	20-14	.588
2009-10	Stanford	14-18	.438
2010-11	Stanford	15-16	.484
2011-12	Stanford	26-11	.703
2012-13	Stanford	19-15	.559
2013-14	Stanford	23-13	.639
2014-15	Stanford	24-13	.649
2015-16	Stanford	15-15	.500
2016-17	UCF	24-12	.667
2017-18	UCF	19-13	.594
2018-19	UCF	24-9	.742
2019-20	UCF	16-14	.533
2020-21	UCF	11-12	.478
2021-22	UCF	18-12	.600
2022-23	UCF	19-15	.559
2023-24	UCF	17-16	.515
2024-25	UCF	11-4	.733
At UCF	9 Seasons	159-107	.598
Total	17 Seasons	315-222	.587

COACHING HIGHLIGHTS

2008-09	CBI Semifinals
2011-12	NIT Champions
2012-13	NIT Second Round
2013-14	NCAA Sweet 16
2014-15	NIT Champions
2016-17	NIT Semifinals
	Finalist for Jim Phelan National Coach of the Year
	Finalist for Ben Jobe National Coach of the Year
2018-19	Finalist for Skip Prosser Man of the Year
	Finalist for Ben Jobe National Coach of the Year
	NCAA Tournament
2022-23	NIT Second Round
2023-24	NIT First Round

COLLEGIATE CAREER

1982-86	Duke University
1985-86	Naismith National Player of the Year
	Consensus First Team All-America
	First Team All-ACC
	NCAA East Regional MVP
	ACC Tournament MVP
	Duke Team MVP
	Duke Co-Captain
1984-85	Consensus First Team All-America
	First Team All-ACC
	Duke Team MVP
1983-84	Second Team All-ACC
	Duke Team MVP
1982-83	Freshman All-America
	Second Team All-ACC
	Duke Team MVP

THE DAWKINS FILE

Hometown	Washington, D.C.
High School	Mackin Catholic
College	Duke, 1986

Dawkins was also voted the 1986 Naismith National Player of the Year and named a Freshman All-American in 1983. During his collegiate career, he helped lead Duke to three NCAA Championship berths, including an NCAA title-game appearance in 1986. He was an All-ACC honoree all four seasons as a Blue Devil. Dawkins helped Duke win the 1986 ACC Tournament title in his senior season, claiming the MVP award in the process.

Dawkins finished his career as the school's all-time leading scorer and held that honor until 2006 when J.J. Redick surpassed his mark of 2,556 points. He recorded double-figure point totals in 129 of 133 collegiate games. Dawkins led the Blue Devils in scoring all four years, recording the fourth-highest season point total in school history with 809 in 1986. Dawkins remains Duke's career record-holder in field goals (1,026) and field goals attempted (2,019) while also setting the school's single-season mark for field goals (331) during the 1986 campaign.

Dawkins was inducted into the Duke Sports Hall of Fame in September 1996. His jersey number 24 was retired by the school.

Professional Experience

A 1986 first-round NBA Draft pick (10th overall) by San Antonio, Dawkins saw action in nine NBA seasons with the Spurs (1986-89), Philadelphia 76ers (1989-94) and Detroit Pistons (1994-95). He averaged 11.1 points, 2.5 rebounds and 5.5 assists over 541 career NBA games.

Giving Back to the Game

Dawkins has served as a member of the National Association of Basketball Coaches Board of Directors since 2012. He currently serves on the NCAA Division I Men's Basketball Ethics Coalition, an independent committee of current and former coaches, charged with promoting ethical conduct through leadership, education and mentoring opportunities, while identifying key issues challenging the coaching community.





Jordan IVY-CURRY

Guard / Fifth Year / 6-3 / 177
La Marque, Texas / La Marque / UTSA / Pacific

SEASON STATS

PPG	RPG	APG	FG%	3PT%	FT%
14.7	3.5	2.5	40.1%	33.7%	86.9%

IVY-CURRY NOTEBOOK

- ✦ Began his UCF career by scoring double-digit points in his first 11 games
- ✦ Scored an impressive 17.1 PPG last season with UTSA, easily topping his career best of 13.9 PPG during 2021-22
- ✦ Nearly doubled his rebounds per game average, posting 5.2 in 2023-24 compared to 2.6 in 2022-23
- ✦ Poured in a career-high 38 points against Florida Atlantic on Jan. 21, 2024
- ✦ Tallied a career-high 63 assists last season, improving on his previous best of 50
- ✦ Made a career-best 46 three pointers last season and shot a career-high 38.7% mark from downtown
- ✦ Earned Conference USA All-Freshman Team honors while with UTSA in 2020-21

TOP PERFORMANCES

- ✦ **Colorado (1/8/25)**
22 points, 4-10 3PT FG, 6 rebounds, 4 assists, 3 steals
- ✦ **Jacksonville (12/21/24)**
19 points, 5-9 3PT FG
- ✦ **vs. LSU (11/24/24)**
20 points (17 of which came over the three overtime periods), 6 rebounds
- ✦ **Florida Atlantic (11/12/24)**
22 points (including 18 in the first half), five assists, two steals, 4-8 3PT
- ✦ **Purdue Fort Wayne (11/8/24)**
18 points, 3 assists, 3 steals
- ✦ **Texas A&M (11/4/24)**
16 points, 5 rebounds, 3 assists

GAME-BY-GAME STATS

Opponent	Date	GS	MIN	Total		3-Pointers		Free throws		Rebounds				PF		A		TO		BLK		STL		PTS	AVG
				FG-FGA	PCT	3FG-3FGA	PCT	FT-FTA	PCT	OFF	DEF	TOT	AVG												
Texas A&M	11/04/2024	*	35:04	4-12	.333	2-7	.286	6-8	.750	1	4	5	5.0	3	3	3	0	1	16	16.0					
Purdue Fort Wayne	11/08/2024	*	35:44	5-12	.417	0-6	.000	8-8	1.000	0	0	0	2.5	1	3	1	0	3	18	17.0					
Fla. Atlantic	11/12/2024	*	32:03	6-12	.500	4-8	.500	6-6	1.000	2	1	3	2.7	3	5	3	0	2	22	18.7					
Tennessee Tech	11/19/2024	*	28:41	6-12	.500	0-4	.000	3-3	1.000	2	0	2	2.5	3	3	1	0	4	15	17.8					
vs Wisconsin	11/22/2024	*	25:18	3-14	.214	1-3	.333	6-8	.750	0	4	4	2.8	1	1	0	0	0	13	16.8					
vs LSU	11/24/2024	*	41:55	7-18	.389	5-12	.417	1-2	.500	3	3	6	3.3	4	0	4	0	1	20	17.3					
Milwaukee	11/27/2024	*	30:29	5-9	.556	1-4	.250	3-4	.750	0	5	5	3.6	0	3	0	0	1	14	16.9					
California Baptist	12/01/2024	*	28:59	3-6	.500	1-3	.333	3-4	.750	0	2	2	3.4	1	5	1	0	0	10	16.0					
Tarleton St.	12/08/2024	*	26:41	5-12	.417	4-10	.400	2-2	1.000	4	2	6	3.7	2	2	2	0	3	16	16.0					
vs Tulsa	12/14/2024	*	34:49	6-12	.500	4-7	.571	0-0	.000	1	1	2	3.5	2	4	0	0	0	16	16.0					
Jacksonville	12/21/2024	*	28:14	6-12	.500	5-9	.556	2-2	1.000	0	3	3	3.5	4	2	2	0	3	19	16.3					
at Texas Tech	12/31/2024	*	30:50	1-7	.143	0-4	.000	7-7	1.000	0	0	0	3.2	3	0	1	0	0	9	15.7					
Kansas	01/05/2025	*	18:42	1-5	.200	1-2	.500	2-2	1.000	0	1	1	3.0	0	0	1	0	0	5	14.8					
Colorado	01/08/2025	*	36:51	7-13	.538	4-10	.400	4-5	.800	1	5	6	3.2	1	4	1	0	3	22	15.4					
at Arizona	01/11/2025	*	28:17	2-11	.182	1-9	.111	0-0	.000	2	5	7	3.5	2	2	3	0	0	5	14.7					
Totals			14	462:37	67-167	.401	33-98	.337	53-61	.869	16	36	52	3.5	30	37	23	0	21	220	14.7				

Player Averages

Games Played	Minutes/game	Points/game	FG Pct	3FG Pct	FT Pct	Rebounds/game	Assists/game	Turnovers/game	Assist/Turnover ratio	Steals/game	Blocks/game
15	30.8	14.7	40.1	33.7	86.9	3.5	2.5	1.5	1.6	1.4	0.0

CAREER HONORS

Conference USA All-Freshman Team

2020-21

Conference USA Commissioner's Honor Roll

2020-21

COLLEGE PATH

2020-21	Freshman	UTSA
2021-22	Sophomore	UTSA
2022-23	Junior	Pacific
2023-24	Senior	UTSA
2024-25	5th Year	UCF

CAREER HIGHS

Points	38	Florida Atlantic (1/21/24)
Rebounds	11	at BYU (2/4/23)
Assists	9	at Rice (2/3/22)
Steals	4	2x, last vs. Tennessee Tech (11/19/24)
Blocks	1	10x, last vs. Temple (3/10/24)
FGs Made	12	at SMU (3/2/24)
FGs Att.	24	Florida Atlantic (1/21/24)
3-Pt. FGs Made	6	at Memphis (1/10/24)
3-Pt. FGs Att.	14	at Memphis (1/10/24)
FTs Made	14	Florida Atlantic (1/21/24)
FTs Att.	17	Florida Atlantic (1/21/24)

2024-25 GAME HIGHS

Points	22	2x, last vs. Colorado (1/8/25)
Rebounds	7	at Arizona (1/11/25)
Assists	5	2x, last vs. California Baptist (12/1/24)
Steals	4	Tennessee Tech (11/19/24)
Blocks	-	-
FGs Made	7	2x, last vs. Colorado (1/8/25)
FGs Att.	18	vs. LSU (11/24/24)
3-Pt. FGs Made	5	2x, last vs. Jacksonville (12/21/24)
3-Pt. FGs Att.	12	vs. LSU (11/24/24)
FTs Made	8	Purdue Fort Wayne (11/8/24)
FTs Att.	8	3x, last vs. Wisconsin (11/22/24)

DID YOU KNOW?

Favorite pro athlete: Kyrie Irving

Pre-game ritual: Isolation, pray

Favorite movie: Waist Deep

Favorite TV show: George Lopez

Favorite music artist: NBA Young Boy

Favorite food: Seafood

Second favorite sport: Boxing

Favorite off-day activity: Going to the beach

Fun fact: Made a few songs

Hidden talent: Cooking his seafood pasta

MISCELLANEOUS

	2024-25	Career
10+ Points	12	68
20+ Points	3	19
30+ Points	-	2
5+ Rebounds	6	27
10+ Rebounds	-	2
3+ Three Pointers	6	29
5+ Assists	2	9
3+ Steals	5	11
3+ Blocks	-	-
Double-Doubles	-	2

CAREER STATS

				Field Goals		3-Point		F-Throws		Rebounds									Scoring	
SEASON	TEAM	GP-GS	MIN/AVG	FG-FGA	FG%	3FG-3FGA	3FG%	FT-FTA	FT%	OFF	DEF	TOT	AVG	PF-FO	A	TO	BLK	STL	PTS	AVG
2020-21	UTSA	26-11	518/19.9	67-167	.401	24-64	.375	28-41	.683	38	34	72	2.8	44-1	40	21	3	19	186	7.2
2021-22	UTSA	21-19	581/27.6	101-291	.347	45-133	.338	45-56	.804	13	36	49	2.3	25-0	48	51	3	19	292	13.9
2022-23	UOP	33-7	661/20.0	114-270	.422	42-123	.341	70-81	.864	17	69	86	2.6	67-0	50	41	0	17	340	10.3
2023-24	UTSA	21-0	571/27.2	116-289	.401	46-119	.387	82-103	.796	17	92	109	5.2	48-1	63	49	4	19	360	17.1
2024-25	UCF	15-14	463/30.8	67-167	.401	33-98	.337	53-61	.869	16	36	52	3.5	30-0	37	23	0	21	220	14.7
TOTAL FOR UCF		15-14	463/30.8	67-167	.401	33-98	.337	53-61	.869	16	36	52	3.5	30-0	37	23	0	21	220	14.7
TOTAL		116-51	2793/24.1	465-1184	.393	190-537	.354	278-342	.813	101	267	368	3.2	214-2	238	185	10	95	1398	12.1



1

Mikey

WILLIAMS

Guard / Redshirt Freshman / 6-3 / 193
San Diego, Calif. / San Ysidro / Memphis

SEASON STATS

PPG	RPG	APG	FG%	3PT%	FT%
3.0	0.6	0.8	38.5%	0%	83.3%

WILLIAMS NOTEBOOK

- ◆ Made his UCF and collegiate debut on Dec. 21, 2024 against Jacksonville, tallying an assist in 3:12 on the floor.
- ◆ Tabbed as a four-star recruit coming out of high school, ranking No. 39 in the country and No. 8 in California, according to 247Sports. His 0.9809 composite ranking out of high school would be the second highest for a UCF recruit, had he committed straight to UCF.
- ◆ Played at San Ysidro for his senior season where he posted 23.8 points, 9.2 assists and 3.2 rebounds per game, per MaxPreps
- ◆ Spent his sophomore and junior seasons at Lake Norman Christian
- ◆ Named MaxPreps National Freshman of the Year at San Ysidro, posting a stat line of 29.9 points, 6.7 rebounds and 4.9 assists per game, per MaxPreps
- ◆ Scored 46 points in his high school debut on Nov. 20, 2019
- ◆ Tallied a career-high 77 points with nine three-point makes on Dec. 13 in a 116-52 win over Kearny High School
- ◆ His mom, Charisse, was a softball player at Kearny High School before going to Hampton University to play at the collegiate level while his dad, Mahlon, was a basketball player at Sweetwater High School

TOP PERFORMANCES

- ◆ at Arizona (1/11/25)
9 points, 1 rebound, 1 assist, 3-6 FG

GAME-BY-GAME STATS

Opponent	Date	GS	MIN	Total		3-Pointers		Free throws		Rebounds				PF		A		BLK	STL	PTS	AVG
				FG-FGA	PCT	3FG-3FGA	PCT	FT-FTA	PCT	OFF	DEF	TOT	AVG	P	F	T	O				
Jacksonville	12/21/2024		03:12	0-0	.000	0-0	.000	0-0	.000	0	0	0	0.0	0	1	1	0	0	0	0.0	
at Texas Tech	12/31/2024		05:00	0-0	.000	0-0	.000	2-2	1.000	1	1	2	1.0	0	0	1	0	0	2	1.0	
Kansas	01/05/2025		11:48	1-4	.250	0-1	.000	0-0	.000	0	0	0	0.7	1	2	1	0	0	2	1.3	
Colorado	01/08/2025		03:35	1-3	.333	0-0	.000	0-0	.000	0	0	0	0.5	0	0	0	0	0	2	1.5	
at Arizona	01/11/2025		17:44	3-6	.500	0-2	.000	3-4	.750	0	1	1	0.6	0	1	0	0	0	9	3.0	
Totals		0	41:19	5-13	.385	0-3	.000	5-6	.833	1	2	3	0.6	1	4	3	0	0	15	3.0	

Player Averages

Games Played	Minutes/ game	Points/ game	FG Pct	3FG Pct	FT Pct	Rebounds/ game	Assists/ game	Turnovers/ game	Assist/Turnover ratio	Steals/ game	Blocks/ game
5	8.3	3.0	38.5	0.0	83.3	0.6	0.8	0.6	1.3	0.0	0.0

COLLEGE PATH

2023-24	Freshman	Memphis
2024-25	R-Freshman	UCF

CAREER HIGHS

Points	9	at Arizona (1/11/25)
Rebounds	2	at Texas Tech (12/31/24)
Assists	2	Kansas (1/5/25)
Steals	-	-
Blocks	-	-
FGs Made	3	at Arizona (1/11/25)
FGs Att.	6	at Arizona (1/11/25)
3-Pt. FGs Made	-	-
3-Pt. FGs Att.	2	at Arizona (1/11/25)
FTs Made	3	at Arizona (1/11/25)
FTs Att.	4	at Arizona (1/11/25)

2024-25 GAME HIGHS

Points	9	at Arizona (1/11/25)
Rebounds	2	at Texas Tech (12/31/24)
Assists	2	Kansas (1/5/25)
Steals	-	-
Blocks	-	-
FGs Made	3	at Arizona (1/11/25)
FGs Att.	6	at Arizona (1/11/25)
3-Pt. FGs Made	-	-
3-Pt. FGs Att.	2	at Arizona (1/11/25)
FTs Made	3	at Arizona (1/11/25)
FTs Att.	4	at Arizona (1/11/25)

DID YOU KNOW?

- Major: Business Communications
Favorite pro athlete: Rob Dillingham
Favorite pro team: Minnesota Timberwolves
Pre-game ritual: Doesn't eat before games
Favorite movie(s): Friday, Gridiron Gang
Favorite music artist(s): NBA Young Boy, NoCap, D Five
Favorite food: Fresh caught, fried fish that he caught
Second favorite sport: Football
Favorite off-day activity: Fishing
Fun fact: Loves animals, favorites are Nigerian Dwarf goats, sharks
Hidden talent: Makes music

MISCELLANEOUS

	2024-25	Career
10+ Points	-	-
20+ Points	-	-
30+ Points	-	-
5+ Rebounds	-	-
10+ Rebounds	-	-
3+ Three Pointers	-	-
5+ Assists	-	-
3+ Steals	-	-
3+ Blocks	-	-
Double-Doubles	-	-

CAREER STATS

				Field Goals		3-Point		F-Throws		Rebounds									Scoring	
SEASON	TEAM	GP-GS	MIN/AVG	FG-FGA	FG%	3FG-3FGA	3FG%	FT-FTA	FT%	OFF	DEF	TOT	AVG	PF-FO	A	TO	BLK	STL	PTS	AVG
2024-25	UCF	5-0	41/8.3	5-13	.385	0-3	.000	5-6	.833	1	2	3	0.6	1-0	4	3	0	0	15	3.0
TOTAL		5-0	41/8.3	5-13	.385	0-3	.000	5-6	.833	1	2	3	0.6	1-0	4	3	0	0	15	3.0



2 JJ TAYLOR

Forward / Sophomore / 6-8 / 196
Chicago, Ill. / San Ysidro / Memphis

SEASON STATS

PPG	RPG	APG	FG%	3PT%	FT%
4.5	2.3	0.9	30%	23.1%	64.7%

TAYLOR NOTEBOOK

- ♦ Played in three games, all off the bench and playing in six minutes for Memphis last season; pulling in two rebounds, one each against No. 22 Virginia on Dec. 19 and Jackson State on Nov. 6
- ♦ Was tabbed as a four-star recruit out of San Ysidro High School and was ranked as the No. 86 player in the nation, according to 247Sports composite rankings; he was the No. 14 recruit in California and No. 20 at the small forward position
- ♦ His senior year saw him post 25.5 points, 7.3 rebounds and 1.8 blocks per game while at San Ysidro
- ♦ Spent his junior year at Donda Academy
- ♦ Averaged 28.3 points, 7.2 rebounds and 3.7 assists per game in his sophomore season at Kenwood Academy
- ♦ Played his freshman year at Morgan Park High School.

TOP PERFORMANCES

- ♦ **Tennessee Tech (11/19/24)**
11 points, 2 rebounds, 2-for-4 from the three-point line
- ♦ **Texas A&M (11/4/24)**
10 points, 3 rebounds, 2 blocks; late putback dunk and block to help win

GAME-BY-GAME STATS

Opponent	Date	GS	MIN	Total		3-Pointers		Free throws		Rebounds				PF	A	TO	BLK	STL	PTS	AVG
				FG-FGA	PCT	3FG-3FGA	PCT	FT-FTA	PCT	OFF	DEF	TOT	AVG							
Texas A&M	11/04/2024		22:01	2-4	.500	1-1	1.000	5-8	.625	1	2	3	3.0	0	0	0	2	2	10	10.0
Purdue Fort Wayne	11/08/2024		14:55	1-3	.333	0-2	.000	2-2	1.000	2	0	2	2.5	1	1	1	0	0	4	7.0
Fla. Atlantic	11/12/2024		19:38	3-8	.375	1-5	.200	1-1	1.000	0	0	0	1.7	2	2	1	0	1	8	7.3
Tennessee Tech	11/19/2024		14:32	4-9	.444	2-4	.500	1-2	.500	0	2	2	1.8	2	0	1	0	0	11	8.3
vs Wisconsin	11/22/2024		20:10	1-6	.167	0-2	.000	1-2	.500	3	6	9	3.2	2	3	1	0	1	3	7.2
vs LSU	11/24/2024		06:50	0-1	.000	0-1	.000	2-2	1.000	0	0	0	2.7	3	0	1	0	0	2	6.3
Milwaukee	11/27/2024		15:25	1-4	.250	0-1	.000	3-3	1.000	0	2	2	2.6	1	2	1	0	0	5	6.1
California Baptist	12/01/2024		19:28	2-5	.400	1-2	.500	1-2	.500	0	2	2	2.5	2	2	1	1	1	6	6.1
Tarleton St.	12/08/2024		15:25	1-3	.333	1-3	.333	3-5	.600	0	4	4	2.7	1	0	3	0	0	6	6.1
at Texas Tech	12/31/2024		04:19	0-1	.000	0-1	.000	0-0	.000	1	1	2	2.6	1	0	0	0	0	0	5.5
Kansas	01/05/2025		12:56	0-4	.000	0-2	.000	3-7	.429	1	2	3	2.6	0	1	1	0	0	3	5.3
Colorado	01/08/2025		10:42	0-1	.000	0-1	.000	0-0	.000	0	0	0	2.4	2	0	2	0	0	0	4.8
at Arizona	01/11/2025		05:58	0-1	.000	0-1	.000	0-0	.000	1	0	1	2.3	1	1	0	0	0	0	4.5
Totals		0	182:19	15-50	.300	6-26	.231	22-34	.647	9	21	30	2.3	18	12	13	3	5	58	4.5

Player Averages

Games Played	Minutes/game	Points/game	FG Pct	3FG Pct	FT Pct	Rebounds/game	Assists/game	Turnovers/game	Assist/Turnover ratio	Steals/game	Blocks/game
13	14.0	4.5	30.0	23.1	64.7	2.3	0.9	1.0	0.9	0.4	0.2

COLLEGE PATH

2023-24	Freshman	Memphis
2024-25	Sophomore	UCF

CAREER HIGHS

Points	11	Tennessee Tech (11/19/24)
Rebounds	9	vs. Wisconsin (11/22/24)
Assists	3	vs. Wisconsin (11/22/24)
Steals	2	Texas A&M (11/4/24)
Blocks	2	Texas A&M (11/4/24)
FGs Made	4	Tennessee Tech (11/19/24)
FGs Att.	9	Tennessee Tech (11/19/24)
3-Pt. FGs Made	2	Tennessee Tech (11/19/24)
3-Pt. FGs Att.	5	Florida Atlantic (11/12/24)
FTs Made	5	Texas A&M (11/4/24)
FTs Att.	8	Texas A&M (11/4/24)

2024-25 GAME HIGHS

Points	11	Tennessee Tech (11/19/24)
Rebounds	9	vs. Wisconsin (11/22/24)
Assists	3	vs. Wisconsin (11/22/24)
Steals	2	Texas A&M (11/4/24)
Blocks	2	Texas A&M (11/4/24)
FGs Made	4	Tennessee Tech (11/19/24)
FGs Att.	9	Tennessee Tech (11/19/24)
3-Pt. FGs Made	2	Tennessee Tech (11/19/24)
3-Pt. FGs Att.	5	Florida Atlantic (11/12/24)
FTs Made	5	Texas A&M (11/4/24)
FTs Att.	8	Texas A&M (11/4/24)

DID YOU KNOW?

Major: Communication
Favorite pro athlete: Kevin Durant
Favorite pro team: Los Angeles Lakers
Pre-game ritual: Pray
Favorite TV show: Snowfall
Favorite music artist: Juice Wrld
Favorite food: Lamb Chop Pasta
Second favorite sport: Football
Favorite off-day activity: Roller skating
Fun fact: Makes music
Hidden talent: Fishing

MISCELLANEOUS

	2024-25	Career
10+ Points	2	2
20+ Points	-	-
30+ Points	-	-
5+ Rebounds	1	1
10+ Rebounds	-	-
3+ Three Pointers	-	-
5+ Assists	-	-
3+ Steals	-	-
3+ Blocks	-	-
Double-Doubles	-	-

CAREER STATS

				Field Goals		3-Point		F-Throws		Rebounds				Scoring						
SEASON	TEAM	GP-GS	MIN/AVG	FG-FGA	FG%	3FG-3FGA	3FG%	FT-FTA	FT%	OFF	DEF	TOT	AVG	PF-FO	A	TO	BLK	STL	PTS	AVG
2023-24	Mem	3-0	5/1.8	0-0	.000	0-0	.000	0-0	.000	0	2	2	0.7	0-0	0	0	0	0	0	0.0
2024-25	UCF	13-0	182/14.0	15-50	.300	6-26	.231	22-34	.647	9	21	30	2.3	18-0	12	13	3	5	58	4.5
TOTAL FOR UCF		13-0	182/14.0	15-50	.300	6-26	.231	22-34	.647	9	21	30	2.3	18-0	12	13	3	5	58	4.5
TOTAL		16-0	188/11.7	15-50	.300	6-26	.231	22-34	.647	9	23	32	2.0	18-0	12	13	3	5	58	3.6



3 Darius JOHNSON

Guard / Senior / 6-1 / 200
Boyd, Md. / Episcopal (Va.)

SEASON STATS

PPG	RPG	APG	FG%	3PT%	FT%
14.9	3.9	3.9	41.7%	42.2%	82%

JOHNSON NOTEBOOK

- ✦ Scored his 1,000th career point on Nov. 19 vs. Tennessee Tech, becoming the 21st Knight to record all 1,000 points at UCF
- ✦ Named All-Big 12 Honorable Mention at the end of the 2023-24 regular season
- ✦ Finished the 2023-24 campaign by averaging 20.8 PPG over the final five contests, including two 30+ point outings
- ✦ Scored a career-high 33 points in the regular season finale against TCU while pulling in a career-high nine rebounds
- ✦ Snatched 2.21 steals per game last season, a mark that saw him finish the year ranked 18th nationally
- ✦ Shot 39.4% from three last season, a 12.5% improvement on what he shot from long range in 2022-23
- ✦ Son of UCF's Special Assistant to the Head Coach, Kelvin Johnson
- ✦ Darius' brother, Xavier, finished his five-year collegiate career with a bang last season, scoring 22.2 points per game with Southern Illinois.

TOP PERFORMANCES

- ✦ **at Texas Tech (12/31/24)**
24 points, including 17 in the second half, 7-10 FG, 2-3 3PT FG
- ✦ **California Baptist (12/1/24)**
11 points, 7 steals, 5 rebounds, 4 assists
- ✦ **Milwaukee (11/27/24)**
28 points, 8-for-10 3 PT, 3 steals, 2 assists
- ✦ **vs. LSU (11/24/24)**
27 points, 8 assists, 6 rebounds, 5 steals
- ✦ **Florida Atlantic (11/12/24)**
21 points, 5 assists, 6-9 FG, 4-7 3 PT
- ✦ **Texas A&M (11/4/24)**
24 points, 5 assists, 3 steals, 5-11 3PT, 37:30 played

GAME-BY-GAME STATS

Opponent	Date	GS	MIN	Total		3-Pointers		Free throws		Rebounds				PF	A	TO	BLK	STL	PTS	AVG	
				FG-FGA	PCT	3FG-3FGA	PCT	FT-FTA	PCT	OFF	DEF	TOT	AVG								
Texas A&M	11/04/2024	*	37:30	6-13	.462	5-11	.455	7-8	.875	0	3	3	3.0	1	5	2	0	3	24	24.0	
Purdue Fort Wayne	11/08/2024	*	37:51	3-8	.375	0-3	.000	1-2	.500	2	2	4	3.5	2	7	3	0	3	7	15.5	
Fla. Atlantic	11/12/2024	*	32:12	6-9	.667	4-7	.571	5-5	1.000	0	2	2	3.0	3	5	4	0	1	21	17.3	
Tennessee Tech	11/19/2024	*	35:44	2-8	.250	2-4	.500	0-1	.000	0	7	7	4.0	1	4	3	0	2	6	14.5	
vs Wisconsin	11/22/2024	*	27:28	2-9	.222	0-3	.000	3-4	.750	1	3	4	4.0	2	1	0	0	1	7	13.0	
vs LSU	11/24/2024	*	48:30	8-16	.500	4-8	.500	7-10	.700	2	4	6	4.3	4	8	3	0	5	27	15.3	
Milwaukee	11/27/2024	*	35:48	9-14	.643	8-10	.800	2-2	1.000	0	2	2	4.0	3	2	3	1	3	28	17.1	
California Baptist	12/01/2024	*	33:12	4-12	.333	2-7	.286	1-2	.500	0	5	5	4.1	3	4	4	0	7	11	16.4	
Tarleton St.	12/08/2024	*	38:52	2-5	.400	2-4	.500	4-4	1.000	0	2	2	3.9	1	7	5	0	3	10	15.7	
vs Tulsa	12/14/2024	*	29:45	3-14	.214	1-5	.200	2-2	1.000	1	0	1	3.6	3	3	0	1	1	9	15.0	
Jacksonville	12/21/2024	*	30:09	3-5	.600	2-3	.667	4-4	1.000	1	5	6	3.8	2	3	4	0	5	12	14.7	
at Texas Tech	12/31/2024	*	35:00	7-10	.700	2-3	.667	8-10	.800	1	2	3	3.8	2	4	3	0	1	24	15.5	
Kansas	01/05/2025	*	25:51	1-8	.125	1-6	.167	0-0	.000	0	4	4	3.8	1	2	5	1	3	3	14.5	
Colorado	01/08/2025	*	32:16	5-13	.385	2-6	.333	5-6	.833	1	4	5	3.9	3	2	2	1	4	17	14.7	
at Arizona	01/11/2025	*	37:27	7-19	.368	3-10	.300	1-1	1.000	3	2	5	3.9	4	2	2	0	1	18	14.9	
Totals			15	517:35	68-163	.417	38-90	.422	50-61	.820	12	47	59	3.9	35	59	43	4	43	224	14.9

Player Averages

Games Played	Minutes/game	Points/game	FG Pct	3FG Pct	FT Pct	Rebounds/game	Assists/game	Turnovers/game	Assist/Turnover ratio	Steals/game	Blocks/game
15	34.5	14.9	41.7	42.2	82.0	3.9	3.9	2.9	1.4	2.9	0.3

CAREER STATS

				Field Goals		3-Point		F-Throws		Rebounds									Scoring	
SEASON	TEAM	GP-GS	MIN/AVG	FG-FGA	FG%	3FG-3FGA	3FG%	FT-FTA	FT%	OFF	DEF	TOT	AVG	PF-FO	A	TO	BLK	STL	PTS	AVG
2021-22	UCF	30-13	709/23.6	64-195	.328	26-87	.299	39-53	.736	16	84	100	3.3	62-2	89	59	1	30	193	6.4
2022-23	UCF	25-22	773/30.9	89-231	.385	28-104	.269	43-50	.860	17	59	76	3.0	65-4	106	61	2	55	249	10.0
2023-24	UCF	33-32	1077/32.6	159-391	.407	71-180	.394	111-137	.810	17	93	110	3.3	99-6	123	92	3	73	500	15.2
2024-25	UCF	15-15	518/34.5	68-163	.417	38-90	.422	50-61	.820	12	47	59	3.9	35-0	59	43	4	43	224	14.9
TOTAL		103-82	3077/29.9	380-980	.388	163-461	.354	243-301	.807	62	283	345	3.3	261-12	377	255	10	201	1166	11.3

CAREER HONORS

- All-Big 12 Honorable Mention
2023-24
- AAC All-Freshman Team
2021-22
- 2x AAC Rookie of the Week
Jan. 24, 2022; Feb. 21, 2022
- 2x AAC Weekly Honor Roll
Dec. 26 2022; Feb. 13, 2023

COLLEGE PATH

2021-22	Freshman	UCF
2022-23	Sophomore	UCF
2023-24	Junior	UCF
2024-25	Senior	UCF

CAREER HIGHS

Points	33	at TCU (3/9/24)
Rebounds	9	at TCU (3/9/24)
Assists	10	3x, last vs. Baylor (1/31/24)
Steals	7	2x, last vs. California Baptist (12/1/24)
Blocks	1	10x, last vs. Colorado (1/8/25)
FGs Made	12	vs. BYU (3/13/24)
FGs Att.	23	at West Virginia (2/20/24)
3-Pt. FGs Made	8	Milwaukee (11/27/24)
3-Pt. FGs Att.	15	at West Virginia (2/20/24)
FTs Made	10	2x, last at TCU (3/9/24)
FTs Att.	12	vs. Charlotte (11/20/23)

2024-25 GAME HIGHS

Points	28	Milwaukee (11/27/24)
Rebounds	7	Tennessee Tech (11/19/24)
Assists	8	vs. LSU (11/24/24)
Steals	7	California Baptist (12/1/24)
Blocks	1	4x, last vs. Colorado (1/8/25)
FGs Made	9	Milwaukee (11/27/24)
FGs Att.	19	at Arizona (1/11/25)
3-Pt. FGs Made	8	Milwaukee (11/27/24)
3-Pt. FGs Att.	11	Texas A&M (11/4/24)
FTs Made	8	at Texas Tech (12/31/24)
FTs Att.	10	2x, last at Texas Tech (12/31/24)

DID YOU KNOW?

- Major: Hospitality
- Favorite pro athlete(s): Damian Lillard, Kevin Durant, Steph Curry
- Favorite pro team: Washington Commanders
- Pre-game ritual: Nap
- Favorite movie(s): Rush Hour
- Favorite TV show: Power
- Favorite music artist: Youngboy
- Favorite food: Chicken
- Second favorite sport: Football
- Favorite off-day activity: Sleep
- Fun fact: Used to play lacrosse
- Hidden talent: Can sing

MISCELLANEOUS

	2024-25	Career
10+ Points	10	60
20+ Points	5	13
30+ Points	-	2
5+ Rebounds	6	31
10+ Rebounds	-	-
3+ Three Pointers	5	21
5+ Assists	5	29
3+ Steals	8	32
3+ Blocks	-	-
Double-Doubles	-	3



4 Keyshawn HALL

Guard/Forward / Junior / 6-7 / 235
Cleveland, Ohio / Denver Prep / George Mason/UNLV

SEASON STATS

PPG	RPG	APG	FG%	3PT%	FT%
16.1	6.5	2.3	40.7%	29.8%	79.5%

HALL NOTEBOOK

- ✦ Earned a double-double in just his second game as a Knight, scoring 14 points and securing 12 rebounds in a win over Purdue Fort Wayne
- ✦ Named All-Atlantic 10 Second Team and NABC First Team All-District for his efforts at George Mason last season
- ✦ Scored 16.6 PPG and pulled in 8.1 RPG last season, starting in 28 games and playing in 29 for George Mason
- ✦ If you round up, Hall was one of just 14 players in the nation to average 17+ PPG, 8+ RPG and 1.5 APG last season
- ✦ Ranked fourth in the Atlantic 10 in scoring during league play, averaging 18.1 points per game
- ✦ Scored a career-high 36 points against Bridgewater (Va.) on Dec. 19, 2023
- ✦ Pulled in a career-best 15 rebounds against South Dakota State in the Jacksonville Classic on Nov. 20, 2023

TOP PERFORMANCES

- ✦ **at Texas Tech (12/31/24)**
22 points, began game shooting a perfect 9-for-9 from the field and 4-for-4 from beyond the three-point line; added eight rebounds and two assists
- ✦ **vs. LSU (11/24/24)**
21 points, 10 rebounds, 2 assists
- ✦ **Florida Atlantic (11/12/24)**
26 points, 7 rebounds, 9-14 FG
- ✦ **Purdue Fort Wayne (11/8/24)**
14 points, 12 rebounds, 1 steal, 1 assist

GAME-BY-GAME STATS

				Total		3-Pointers		Free throws		Rebounds											
Opponent	Date	GS	MIN	FG-FGA	PCT	3FG-3FGA	PCT	FT-FTA	PCT	OFF	DEF	TOT	AVG	PF	A	TO	BLK	STL	PTS	AVG	
Texas A&M	11/04/2024	*	23:12	3-6	.500	0-1	.000	4-7	.571	1	2	3	3.0	5	2	2	0	0	10	10.0	
Purdue Fort Wayne	11/08/2024	*	32:47	3-12	.250	0-3	.000	8-9	.889	3	9	12	7.5	1	1	5	0	1	14	12.0	
Fla. Atlantic	11/12/2024	*	36:24	9-14	.643	2-3	.667	6-7	.857	1	6	7	7.3	2	3	5	1	1	26	16.7	
Tennessee Tech	11/19/2024	*	29:44	7-15	.467	1-3	.333	5-6	.833	2	7	9	7.8	2	5	3	0	1	20	17.5	
vs Wisconsin	11/22/2024	*	28:53	4-11	.364	0-2	.000	3-5	.600	1	4	5	7.2	3	1	2	0	0	11	16.2	
vs LSU	11/24/2024	*	42:44	7-22	.318	1-6	.167	6-8	.750	2	8	10	7.7	3	2	3	0	0	21	17.0	
Milwaukee	11/27/2024	*	31:12	2-11	.182	0-3	.000	3-4	.750	1	4	5	7.3	2	3	0	1	1	7	15.6	
California Baptist	12/01/2024	*	30:19	6-12	.500	2-3	.667	1-1	1.000	1	4	5	7.0	0	2	3	0	0	15	15.5	
Tarleton St.	12/08/2024	*	28:28	1-7	.143	1-4	.250	5-6	.833	3	3	6	6.9	2	0	1	0	1	8	14.7	
vs Tulsa	12/14/2024	*	29:46	5-11	.455	0-2	.000	4-5	.800	1	5	6	6.8	4	3	0	1	0	14	14.6	
Jacksonville	12/21/2024	*	28:06	5-7	.714	1-2	.500	10-11	.909	0	3	3	6.5	0	3	2	1	2	21	15.2	
at Texas Tech	12/31/2024	*	36:17	9-13	.692	4-4	1.000	0-0	.000	2	6	8	6.6	1	2	4	1	0	22	15.8	
Kansas	01/05/2025	*	29:08	4-17	.235	2-8	.250	2-2	1.000	2	4	6	6.5	1	1	0	1	3	12	15.5	
Colorado	01/08/2025	*	35:21	5-14	.357	2-7	.286	6-9	.667	3	4	7	6.6	4	1	1	1	1	18	15.6	
at Arizona	01/11/2025	*	34:48	7-17	.412	1-6	.167	7-8	.875	3	3	6	6.5	3	5	2	1	2	22	16.1	
Totals			15	477:09	77-189	.407	17-57	.298	70-88	.795	26	72	98	6.5	33	34	33	8	13	241	16.1

Player Averages

Games Played	Minutes/game	Points/game	FG Pct	3FG Pct	FT Pct	Rebounds/game	Assists/game	Turnovers/game	Assist/Turnover ratio	Steals/game	Blocks/game
15	31.8	16.1	40.7	29.8	79.5	6.5	2.3	2.2	1.0	0.9	0.5

CAREER STATS

				Field Goals		3-Point		F-Throws		Rebounds								Scoring		
SEASON	TEAM	GP-GS	MIN/AVG	FG-FGA	FG%	3FG-3FGA	3FG%	FT-FTA	FT%	OFF	DEF	TOT	AVG	PF-FO	A	TO	BLK	STL	PTS	AVG
2022-23	UNLV	18-0	193/10.7	35-73	.479	10-20	.500	17-25	.680	6	23	29	1.6	34-1	8	20	4	4	97	5.4
2023-24	GMU	29-28	888/30.6	163-344	.474	41-115	.357	114-135	.844	32	202	234	8.1	61-0	42	68	9	12	481	16.6
2024-25	UCF	15-15	477/31.8	77-189	.407	17-57	.298	70-88	.795	26	72	98	6.5	33-1	34	33	8	13	241	16.1
TOTAL FOR UCF		15-15	477/31.8	77-189	.407	17-57	.298	70-88	.795	26	72	98	6.5	33-1	34	33	8	13	241	16.1
TOTAL		62-43	1559/25.1	275-606	.454	68-192	.354	201-248	.810	64	297	361	5.8	128-2	84	121	21	29	819	13.2

CAREER HONORS

NABC First Team All-District
2023-24
All-Atlantic 10 Second Team
2023-24
Atlantic 10 Co-Player of the Week
Nov. 20, 2023

COLLEGE PATH

2022-23 Freshman UNLV
2023-24 Sophomore George Mason
2024-25 Junior UCF

CAREER HIGHS

Points 36 Bridgewater (Va.) (12/19/23)
Rebounds 15 vs. South Dakota St. (11/20/23)
Assists 5 2x, last at Arizona (1/11/25)
Steals 3 Kansas (1/5/25)
Blocks 2 George Washington (2/13/24)
FGs Made 15 Bridgewater (Va.) (12/19/23)
FGs Att. 21 vs. LSU (11/24/24)
3-Pt. FGs Made 4 at Texas Tech (12/31/24)
3-Pt. FGs Att. 9 at Saint Joseph's (1/31/24)
FTs Made 10 3x, last vs. Jacksonville (12/21/24)
FTs Att. 11 3x, last vs. Jacksonville (12/21/24)

2024-25 GAME HIGHS

Points 26 Florida Atlantic (11/12/24)
Rebounds 12 Purdue Fort Wayne (11/8/24)
Assists 5 2x, last at Arizona (1/11/25)
Steals 3 Kansas (1/5/25)
Blocks 1 8x, last at Arizona (1/11/25)
FGs Made 9 2x, last at Texas Tech (12/31/24)
FGs Att. 22 vs. LSU (11/24/24)
3-Pt. FGs Made 4 at Texas Tech (12/31/24)
3-Pt. FGs Att. 8 Kansas (1/5/25)
FTs Made 10 Jacksonville (12/21/24)
FTs Att. 11 Jacksonville (12/21/24)

DID YOU KNOW?

Major: Communication (business professional track)
Favorite pro athletes: James Harden, Carmelo Anthony
Favorite pro team: Cleveland Cavaliers
Pre-game ritual: Listen to Rod Wave and Adele
Favorite movies: Avengers Endgame, TAG
Favorite TV show: Power
Favorite music artists: Rod Wave, Drake, Adele
Favorite food: Mac & Cheese
Second favorite sport: Football
Favorite off-day activity: Gaming, amusement parks
Hidden talent: Lost 60 pounds in four months one time

MISCELLANEOUS

	2024-25	Career
10+ Points	13	39
20+ Points	6	16
30+ Points	-	1
5+ Rebounds	13	38
10+ Rebounds	2	12
3+ Three Pointers	1	5
5+ Assists	2	2
3+ Steals	1	1
3+ Blocks	-	-
Double-Doubles	2	11



5 Benny WILLIAMS

Forward / Senior / 6-10 / 217
Bowie, Md. / IMG Academy / Syracuse

SEASON STATS

PPG	RPG	APG	FG%	3PT%	FT%
5.9	3.4	1.1	47.9%	33.3%	59.1%

WILLIAMS NOTEBOOK

- Registered 5.4 points per game last season with Syracuse, shooting an even 40% from the floor
- Was an efficient 44.7% from the field and 39.6% from the three-point arc in 2022-23
- Swatted aside a career-best 16 blocks last season
- Tallied a career-high 24 points at Pittsburgh on Feb. 25, 2023
- Snatched a career-best five steals against Wake Forest on Mar. 8, 2023
- Was rated a five-star recruit out of high school by Rivals.com, ranking 15th overall in the Class of 2021

TOP PERFORMANCES

- Florida Atlantic (11/12/24)
17 points, 8 rebounds, 7-11 FG

GAME-BY-GAME STATS

Opponent	Date	GS	MIN	Total		3-Pointers		Free throws		Rebounds				PF	A	TO	BLK	STL	PTS	AVG
				FG-FGA	PCT	3FG-3FGA	PCT	FT-FTA	PCT	OFF	DEF	TOT	AVG							
Texas A&M	11/04/2024		15:20	1-2	.500	0-0	.000	0-0	.000	0	3	3	3.0	2	0	2	1	1	2	2.0
Purdue Fort Wayne	11/08/2024		14:35	4-6	.667	0-0	.000	0-1	.000	2	4	6	4.5	0	0	1	1	0	8	5.0
Fla. Atlantic	11/12/2024		21:45	7-11	.636	1-1	1.000	2-2	1.000	2	6	8	5.7	4	0	2	1	0	17	9.0
Tennessee Tech	11/19/2024		21:55	2-7	.286	0-1	.000	0-0	.000	2	3	5	5.5	3	1	0	0	0	4	7.8
vs Wisconsin	11/22/2024		16:59	2-5	.400	0-1	.000	2-5	.400	2	0	2	4.8	3	0	1	2	0	6	7.4
vs LSU	11/24/2024		28:14	3-6	.500	0-1	.000	0-0	.000	1	3	4	4.7	0	1	1	3	2	6	7.2
Milwaukee	11/27/2024		19:31	2-4	.500	0-1	.000	0-0	.000	1	2	3	4.4	1	4	0	0	0	4	6.7
California Baptist	12/01/2024		12:54	1-4	.250	1-3	.333	4-4	1.000	1	1	2	4.1	0	0	1	1	0	7	6.8
Tarleton St.	12/08/2024		16:46	2-4	.500	0-0	.000	2-2	1.000	2	1	3	4.0	1	1	1	0	0	6	6.7
vs Tulsa	12/14/2024		13:25	3-5	.600	1-1	1.000	0-2	.000	2	2	4	4.0	3	1	2	0	1	7	6.7
Jacksonville	12/21/2024		13:50	2-2	1.000	0-0	.000	2-2	1.000	1	2	3	3.9	0	1	0	0	0	6	6.6
at Texas Tech	12/31/2024		17:24	2-5	.400	0-2	.000	0-0	.000	0	3	3	3.8	2	0	1	0	1	4	6.4
Kansas	01/05/2025		15:41	0-5	.000	0-1	.000	0-1	.000	1	2	3	3.8	1	4	0	1	0	0	5.9
Colorado	01/08/2025		12:45	1-3	.333	1-2	.500	1-2	.500	0	0	0	3.5	2	2	0	2	1	4	5.8
at Arizona	01/11/2025		10:03	3-4	.750	1-1	1.000	0-1	.000	1	1	2	3.4	1	1	0	0	2	7	5.9
Totals		0	251:07	35-73	.479	5-15	.333	13-22	.591	18	33	51	3.4	23	16	12	12	8	88	5.9

Player Averages

Games Played	Minutes/game	Points/game	FG Pct	3FG Pct	FT Pct	Rebounds/game	Assists/game	Turnovers/game	Assist/Turnover ratio	Steals/game	Blocks/game
15	16.7	5.9	47.9	33.3	59.1	3.4	1.1	0.8	1.3	0.5	0.8

COLLEGE PATH

2021-22	Freshman	Syracuse
2022-23	Sophomore	Syracuse
2023-24	Junior	Syracuse
2024-25	Senior	UCF

CAREER HIGHS

Points	24	at Pittsburgh (2/25/23)
Rebounds	11	2x, last vs. Wake Forest (3/8/23)
Assists	6	Oakland (12/6/22)
Steals	5	vs. Wake Forest (3/8/23)
Blocks	3	2x, last vs. LSU (11/24/24)
FGs Made	8	at Pittsburgh (2/25/23)
FGs Att.	15	at Pittsburgh (2/25/23)
3-Pt. FGs Made	5	at Pittsburgh (2/25/23)
3-Pt. FGs Att.	6	at Pittsburgh (2/25/23)
FTs Made	4	4x, last vs. California Baptist (12/1/24)
FTs Att.	8	at Virginia (12/2/23)

2024-25 GAME HIGHS

Points	17	Florida Atlantic (11/12/24)
Rebounds	8	Florida Atlantic (11/12/24)
Assists	4	2x, last vs. Kansas (1/5/25)
Steals	2	2x, last at Arizona (1/11/25)
Blocks	3	vs. LSU (11/24/24)
FGs Made	7	Florida Atlantic (11/12/24)
FGs Att.	11	Florida Atlantic (11/12/24)
3-Pt. FGs Made	1	5x, last at Arizona (1/11/25)
3-Pt. FGs Att.	3	California Baptist (12/1/24)
FTs Made	4	California Baptist (12/1/24)
FTs Att.	5	vs. LSU (11/24/24)

DID YOU KNOW?

- Major: Sociology
- Favorite pro athlete: Paul George
- Favorite pro team: Boston Celtics
- Pre-game ritual: Listen to music, meditate
- Favorite movie: Scarface
- Favorite TV show: Stranger Things
- Favorite music artist: Lil Yachty
- Favorite food: Chicken
- Second favorite sport: Football
- Favorite off-day activity: Shopping
- Fun fact: Into fashion
- Hidden talent: Sketching

MISCELLANEOUS

	2024-25	Career
10+ Points	1	14
20+ Points	-	1
30+ Points	-	-
5+ Rebounds	3	23
10+ Rebounds	-	3
3+ Three Pointers	-	2
5+ Assists	-	1
3+ Steals	-	4
3+ Blocks	1	2
Double-Doubles	-	3

CAREER STATS

				Field Goals		3-Point		F-Throws		Rebounds				Scoring						
SEASON	TEAM	GP-GS	MIN/AVG	FG-FGA	FG%	3FG-3FGA	3FG%	FT-FTA	FT%	OFF	DEF	TOT	AVG	PF-FO	A	TO	BLK	STL	PTS	AVG
2021-22	SU	29-0	313/10.8	21-62	.339	1-11	.091	13-21	.619	12	30	42	1.4	24-0	6	17	7	12	56	1.9
2022-23	SU	30-24	669/22.3	85-190	.447	19-48	.396	26-40	.650	37	86	123	4.1	34-1	25	29	9	23	215	7.2
2023-24	SU	18-0	307/17.1	38-95	.400	7-34	.206	14-26	.538	16	55	71	3.9	34-0	22	21	16	17	97	5.4
2024-25	UCF	15-0	251/16.7	35-73	.479	5-15	.333	13-22	.591	18	33	51	3.4	23-0	16	12	12	8	88	5.9
TOTAL FOR UCF		15-0	251/16.7	35-73	.479	5-15	.333	13-22	.591	18	33	51	3.4	23-0	16	12	12	8	88	5.9
TOTAL		92-24	1541/16.7	179-420	.426	32-108	.296	66-109	.606	83	204	287	3.1	115-1	69	79	44	60	456	5.0



6 Dallan 'Deebo' COLEMAN

Guard / Senior / 6-6 / 220
Memphis, Tenn. / West Nassau (Callahan, Fla.) / Georgia Tech

SEASON STATS

PPG	RPG	APG	FG%	3PT%	FT%
6.6	4.1	0.9	37.8%	32.6%	75.9%

COLEMAN NOTEBOOK

- ◆ Averaged 5.9 points, second-best among Georgia Tech reserves last season, in 18.7 minutes per game
- ◆ Averaged 16 points per game in Georgia Tech's first three games of 2023-24 (15-24 FG, 9-16 3pt FG)
- ◆ Only committed four turnovers in 16 ACC games played last season, only had 10 on the entire campaign
- ◆ His career-best mark of 24 points came against UMass Lowell on Nov. 14, 2023
- ◆ Scoring efficiency improved from his first two seasons (.318 points per minute in 2023-24, .287 combined his first two seasons)

TOP PERFORMANCES

- ◆ **vs. Tulsa (12/14/24)**
20 points, 9 rebounds, 2 steals, 2 assists, 6-for-8 FG, 2-for-3 3PT FG
- ◆ **Tennessee Tech (11/19/24)**
14 points, 5 rebounds, 6-for-9 FG, 2-for-4 3PT FG

GAME-BY-GAME STATS

Opponent	Date	GS	MIN	Total		3-Pointers		Free throws		Rebounds				PF	A	TO	BLK	STL	PTS	AVG
				FG-FGA	PCT	3FG-3FGA	PCT	FT-FTA	PCT	OFF	DEF	TOT	AVG							
Texas A&M	11/04/2024	*	25:42	0-5	.000	0-3	.000	0-0	.000	0	1	1	1.0	1	2	0	0	2	0	0.0
Purdue Fort Wayne	11/08/2024	*	19:48	1-4	.250	1-3	.333	0-2	.000	1	3	4	2.5	2	0	1	0	1	3	1.5
Fla. Atlantic	11/12/2024	*	20:45	0-2	.000	0-2	.000	3-4	.750	1	4	5	3.3	2	1	0	0	0	3	2.0
Tennessee Tech	11/19/2024	*	23:28	6-9	.667	2-4	.500	0-1	.000	4	1	5	3.8	2	1	0	0	0	14	5.0
vs Wisconsin	11/22/2024	*	16:10	0-4	.000	0-3	.000	2-2	1.000	1	4	5	4.0	1	0	1	0	0	2	4.4
vs LSU	11/24/2024	*	41:16	3-8	.375	0-3	.000	0-1	.000	2	2	4	4.0	3	1	1	1	5	6	4.7
Milwaukee	11/27/2024	*	13:56	3-7	.429	1-3	.333	0-0	.000	1	0	1	3.6	1	0	0	0	0	7	5.0
California Baptist	12/01/2024	*	17:29	1-3	.333	1-2	.500	3-4	.750	2	1	3	3.5	1	0	0	0	1	6	5.1
Tarleton St.	12/08/2024	*	24:35	3-9	.333	1-7	.143	1-1	1.000	2	1	3	3.4	2	2	1	0	1	8	5.4
vs Tulsa	12/14/2024	*	32:30	6-8	.750	2-3	.667	6-6	1.000	3	6	9	4.0	1	2	0	0	2	20	6.9
Jacksonville	12/21/2024	*	21:49	1-4	.250	1-1	1.000	2-2	1.000	0	5	5	4.1	1	1	2	0	1	5	6.7
at Texas Tech	12/31/2024	*	31:02	2-4	.500	1-2	.500	2-2	1.000	1	6	7	4.3	3	1	2	0	1	7	6.8
Kansas	01/05/2025		16:45	3-4	.750	3-3	1.000	0-0	.000	0	1	1	4.1	0	0	1	0	1	9	6.9
Colorado	01/08/2025	*	29:18	1-4	.250	1-2	.500	3-4	.750	1	3	4	4.1	2	1	1	0	0	6	6.9
at Arizona	01/11/2025	*	18:54	1-7	.143	1-5	.200	0-0	.000	1	3	4	4.1	0	2	1	0	0	3	6.6
Totals		14	353:27	31-82	.378	15-46	.326	22-29	.759	20	41	61	4.1	22	14	11	1	15	99	6.6

Player Averages

Games Played	Minutes/game	Points/game	FG Pct	3FG Pct	FT Pct	Rebounds/game	Assists/game	Turnovers/game	Assist/Turnover ratio	Steals/game	Blocks/game
15	23.6	6.6	37.8	32.6	75.9	4.1	0.9	0.7	1.3	1.0	0.1

COLLEGE PATH

2021-22	Freshman	Georgia Tech
2022-23	Sophomore	Georgia Tech
2023-24	Junior	Georgia Tech
2024-25	Senior	UCF

CAREER HIGHS

Points	24	UMass Lowell (11/14/23)
Rebounds	9	2x, last vs. Tulsa (12/14/24)
Assists	8	at Syracuse (2/28/23)
Steals	5	vs. LSU (11/24/24)
Blocks	2	2x, last vs. Louisville (2/25/23)
FGs Made	7	UMass Lowell (11/14/23)
FGs Att.	14	2x, last vs. Pittsburgh (3/8/23)
3-Pt. FGs Made	5	3x, last vs. UMass Lowell (11/14/23)
3-Pt. FGs Att.	12	at Syracuse (2/28/23)
FTs Made	9	at Georgia State (11/12/22)
FTs Att.	13	at Georgia State (11/12/22)

2024-25 GAME HIGHS

Points	20	vs. Tulsa (12/14/24)
Rebounds	9	vs. Tulsa (12/14/24)
Assists	2	4x, last at Arizona (1/11/25)
Steals	5	vs. LSU (11/24/24)
Blocks	1	vs. LSU (11/24/24)
FGs Made	6	2x, last vs. Tulsa (12/14/24)
FGs Att.	9	Tennessee Tech (11/19/24)
3-Pt. FGs Made	3	Kansas (1/5/25)
3-Pt. FGs Att.	5	at Arizona (1/11/25)
FTs Made	6	vs. Tulsa (12/14/24)
FTs Att.	6	vs. Tulsa (12/14/24)

DID YOU KNOW?

- Major:** Business
Favorite pro athlete: LeBron James
Favorite pro teams: Memphis Grizzlies and New England Patriots
Pre-game ritual: Listen to music
Favorite movie: Friday
Favorite TV show: Power Ghost
Favorite musicians: Young Thug, Moneybagg Yo, Lil Baby, Young Jeezy, Gunna, Rod Wave
Favorite foods: Hibachi and soul food
Second favorite sport: Football
Favorite off-day activity: Fishing
Fun fact: Professional bowler and fisherman
Hidden talent: Can cook

MISCELLANEOUS

	2024-25	Career
10+ Points	2	26
20+ Points	1	3
30+ Points	-	-
5+ Rebounds	6	16
10+ Rebounds	-	-
3+ Three Pointers	1	18
5+ Assists	-	2
3+ Steals	1	8
3+ Blocks	-	-
Double-Doubles	-	-

CAREER STATS

SEASON	TEAM	GP-GS	MIN/AVG	Field Goals		3-Point		F-Throws		Rebounds				Scoring						
				FG-FGA	FG%	3FG-3FGA	3FG%	FT-FTA	FT%	OFF	DEF	TOT	AVG	PF-FO	A	TO	BLK	STL	PTS	AVG
2021-22	GaTech	31-5	734/23.7	63-161	.391	43-104	.413	23-32	.719	12	46	58	1.9	70-1	19	21	3	28	192	6.2
2022-23	GaTech	33-31	1031/31.3	103-274	.376	57-175	.326	51-74	.689	14	83	97	2.9	73-0	44	39	10	26	314	9.5
2023-24	GaTech	28-0	522/18.7	58-144	.403	32-94	.340	18-30	.600	22	46	68	2.4	43-0	18	10	6	14	166	5.9
2024-25	UCF	15-14	353/23.6	31-82	.378	15-46	.326	22-29	.759	20	41	61	4.1	22-0	14	11	1	15	99	6.6
TOTAL FOR UCF		15-14	353/23.6	31-82	.378	15-46	.326	22-29	.759	20	41	61	4.1	22-0	14	11	1	15	99	6.6
TOTAL		107-50	2642/24.7	255-661	.386	147-419	.351	114-165	.691	68	216	284	2.7	208-1	95	81	20	83	771	7.2



7 Dior JOHNSON

Guard / Redshirt Sophomore / 6-3 / 182

Kingston, N.Y. / Southern California Academy / Clarendon College/Pitt

SEASON STATS

PPG	RPG	APG	FG%	3PT%	FT%
3.0	1.1	1.2	44.1%	20%	91.7%

JOHNSON NOTEBOOK

- ♦ Played in 21 games at Clarendon College, earning a start in 20 of them while averaging 29.7 points, 5.4 rebounds and 5.9 assists per game
- ♦ Shot 52.1% from the field and 41.7% from beyond the three point arc and sunk 85.6% of his free throws
- ♦ Scored a season-high 58 points on the road at Howard (Texas) on Feb. 15, 2024 in a 104-100 victory; was 19-for-34 from the field, 5-of-6 from long range and 15-of-16 from the charity stripe
- ♦ Had a second 50+ point performance on the season, scoring 53 in the penultimate game of the campaign vs. New Mexico Junior College on March 15, 2024
- ♦ Scored 40 or more points in six games, and sunk 30 or more points in 10 contests
- ♦ Had seven games in which he made multiple three-pointers, included a season high five at Howard (Texas)
- ♦ Did not see game action at Pitt, earning a redshirt

TOP PERFORMANCES

- ♦ vs. #19 Wisconsin (11/22/24)
11 points on 3-of-4 FG, including 5-of-6 FT, 4 assists, 2 steals

GAME-BY-GAME STATS

Opponent	Date	GS	MIN	Total		3-Pointers		Free throws		Rebounds				PF	A	TO	BLK	STL	PTS	AVG
				FG-FGA	PCT	3FG-3FGA	PCT	FT-FTA	PCT	OFF	DEF	TOT	AVG							
Texas A&M	11/04/2024		04:56	0-2	.000	0-1	.000	0-0	.000	0	0	0	0.0	0	0	0	0	0	0	0.0
Purdue Fort Wayne	11/08/2024		02:17	0-0	.000	0-0	.000	0-0	.000	0	0	0	0.0	0	0	0	0	0	0	0.0
Fla. Atlantic	11/12/2024		08:42	0-1	.000	0-0	.000	0-0	.000	0	1	1	0.3	1	1	1	0	0	0	0.0
Tennessee Tech	11/19/2024		04:16	0-3	.000	0-0	.000	0-0	.000	3	1	4	1.3	0	1	1	0	0	0	0.0
vs Wisconsin	11/22/2024		12:32	3-4	.750	0-0	.000	5-6	.833	0	1	1	1.2	0	4	1	0	2	11	2.2
vs LSU	11/24/2024		08:18	1-2	.500	0-1	.000	2-2	1.000	0	0	0	1.0	0	0	0	0	0	4	2.5
Milwaukee	11/27/2024		16:46	4-6	.667	1-1	1.000	0-0	.000	0	2	2	1.1	1	2	2	0	1	9	3.4
California Baptist	12/01/2024		06:48	0-0	.000	0-0	.000	0-0	.000	0	2	2	1.3	2	0	0	0	0	0	3.0
Tarleton St.	12/08/2024		08:25	1-3	.333	0-1	.000	0-0	.000	0	0	0	1.1	0	1	1	0	2	2	2.9
vs Tulsa	12/14/2024		09:34	1-2	.500	0-1	.000	2-2	1.000	0	2	2	1.2	3	2	0	0	1	4	3.0
Jacksonville	12/21/2024		09:54	2-4	.500	0-0	.000	0-0	.000	0	1	1	1.2	0	3	1	0	0	4	3.1
Kansas	01/05/2025		06:41	2-5	.400	0-0	.000	2-2	1.000	0	1	1	1.2	0	0	0	0	0	6	3.3
Colorado	01/08/2025		07:18	0-0	.000	0-0	.000	0-0	.000	0	0	0	1.1	2	2	0	0	0	0	3.1
at Arizona	01/11/2025		06:50	1-2	.500	0-0	.000	0-0	.000	1	0	1	1.1	3	1	0	0	0	2	3.0
Totals		0	113:18	15-34	.441	1-5	.200	11-12	.917	4	11	15	1.1	12	17	7	0	6	42	3.0

Player Averages

Games Played	Minutes/game	Points/game	FG Pct	3FG Pct	FT Pct	Rebounds/game	Assists/game	Turnovers/game	Assist/Turnover ratio	Steals/game	Blocks/game
14	8.1	3.0	44.1	20.0	91.7	1.1	1.2	0.5	2.4	0.4	0.0

COLLEGE PATH

2022-23	Freshman	Pitt
2023-24	R-Freshman	Clarendon College
2024-25	R-Sophomore	UCF

CAREER HIGHS

Points	11	vs. Wisconsin (11/22/24)
Rebounds	4	Tennessee Tech (11/19/24)
Assists	4	vs. Wisconsin (11/22/24)
Steals	2	2x, last vs. Tarleton St. (12/8/24)
Blocks	-	-
FGs Made	4	Milwaukee (11/27/24)
FGs Att.	6	Milwaukee (11/27/24)
3-Pt. FGs Made	1	Milwaukee (11/27/24)
3-Pt. FGs Att.	1	4x, last vs. Tarleton St. (12/8/24)
FTs Made	5	vs. Wisconsin (11/22/24)
FTs Att.	6	vs. Wisconsin (11/22/24)

2024-25 GAME HIGHS

Points	11	vs. Wisconsin (11/22/24)
Rebounds	4	Tennessee Tech (11/19/24)
Assists	4	vs. Wisconsin (11/22/24)
Steals	2	2x, last vs. Tarleton St. (12/8/24)
Blocks	-	-
FGs Made	4	Milwaukee (11/27/24)
FGs Att.	6	Milwaukee (11/27/24)
3-Pt. FGs Made	1	Milwaukee (11/27/24)
3-Pt. FGs Att.	1	5x, last vs. Tulsa (12/14/24)
FTs Made	5	vs. Wisconsin (11/22/24)
FTs Att.	6	vs. Wisconsin (11/22/24)

DID YOU KNOW?

Major: Business
Favorite pro athletes: Kobe Bryant, Allen Iverson
Pre-game ritual: Pray, listen to music, focus in
Favorite TV show: Everybody Hates Chris
Favorite music artist: The Express (the football movie)
Favorite food: Soul food
Second favorite sport: Football, used to play until 10th grade
Favorite off-day activity: Just chilling
Fun fact: Likes to go to the arcade and play pop-a-shot
Hidden talent: Can do magic

MISCELLANEOUS

	2024-25	Career
10+ Points	1	1
20+ Points	-	-
30+ Points	-	-
5+ Rebounds	-	-
10+ Rebounds	-	-
3+ Three Pointers	-	-
5+ Assists	-	-
3+ Steals	-	-
3+ Blocks	-	-
Double-Doubles	-	-

CAREER STATS

			Field Goals		3-Point		F-Throws		Rebounds				Scoring							
SEASON	TEAM	GP-GS	MIN/AVG	FG-FGA	FG%	3FG-3FGA	3FG%	FT-FTA	FT%	OFF	DEF	TOT	AVG	PF-FO	A	TO	BLK	STL	PTS	AVG
2024-25	UCF	14-0	113/8.1	15-34	.441	1-5	.200	11-12	.917	4	11	15	1.1	12-0	17	7	0	6	42	3.0
TOTAL		14-0	113/8.1	15-34	.441	1-5	.200	11-12	.917	4	11	15	1.1	12-0	17	7	0	6	42	3.0





8 Elijah HULSEWE

Guard / Junior / 7-0 / 270
Orlando, Fla. / Windermere Prep / Bethune-Cookman

SEASON STATS

PPG	RPG	APG	FG%	3PT%	FT%
-	-	-	-	-	-

HULSEWE NOTEBOOK

- ♦ Scored a season and career high 13 points on two occasions while with Bethune-Cookman last season, once against Trinity (FL) and then again against Longwood
- ♦ Attended Windermere Prep for high school and then attended Hargrave Military Academy following graduation

TOP PERFORMANCES

GAME-BY-GAME STATS

COLLEGE PATH

2022-23	Freshman	Bethune-Cookman
2023-24	Sophomore	Bethune-Cookman
2024-25	Junior	UCF

CAREER HIGHS

Points	13	2x, last at Longwood (11/26/23)
Rebounds	13	at Purdue Fort Wayne (12/16/23)
Assists	3	at Purdue Fort Wayne (12/16/23)
Steals	2	Alabama A&M (2/24/24)
Blocks	3	Trinity (FL) (11/10/23)
FGs Made	6	Trinity (FL) (11/10/23)
FGs Att.	10	3x, last vs. Alabama A&M (2/24/24)
3-Pt. FGs Made	-	-
3-Pt. FGs Att.	-	-
FTs Made	5	Southern U. (1/15/24)
FTs Att.	6	Southern U. (1/15/24)

2024-25 GAME HIGHS

Points	-
Rebounds	-
Assists	-
Steals	-
Blocks	-
FGs Made	-
FGs Att.	-
3-Pt. FGs Made	-
3-Pt. FGs Att.	-
FTs Made	-
FTs Att.	-

DID YOU KNOW?

Major: Business Communications
Favorite pro athlete: Nikola Jokić
Favorite professional team: Orlando City SC
Pre-game ritual: Jump rope, listen to music
Favorite movie: The Matrix
Favorite TV show: Family Guy
Favorite music artist: Hans Ziller
Favorite food: Chicken cesar salad with homemade cesar dressing
Second favorite sport: Soccer
Favorite off-day activity: LEGOs
Fun fact: Speaks Portugese and is half Brazilian
Hidden talent: Juggling

MISCELLANEOUS

	2024-25	Career
10+ Points	-	5
20+ Points	-	-
30+ Points	-	-
5+ Rebounds	-	13
10+ Rebounds	-	2
3+ Three Pointers	-	-
5+ Assists	-	-
3+ Steals	-	-
3+ Blocks	-	1
Double-Doubles	-	1

CAREER STATS

SEASON	TEAM	GP-GS	MIN/AVG	Field Goals		3-Point		F-Throws		Rebounds				Scoring					
				FG-FGA	FG%	3FG-3FGA	3FG%	FT-FTA	FT%	OFF	DEF	TOT	AVG	PF-FO	A	TO	BLK	STL	PTS AVG
2022-23	BCU	15-4	177/11.8	24-45	.533	0-0	.000	12-23	.522	14	27	41	2.7	30-0	4	19	8	1	60 4.0
2023-24	BCU	30-13	397/13.2	50-96	.521	0-0	.000	32-46	.696	40	79	119	4.0	72-3	20	33	14	9	132 4.4
TOTAL FOR UCF		0-0	0/0.0	0-0	.000	0-0	.000	0-0	.000	0	0	0	0.0	0-0	0	0	0	0	0 0.0
TOTAL		45-17	574/12.8	74-141	.525	0-0	.000	44-69	.638	54	106	160	3.6	102-3	24	52	22	10	192 4.3



11

Cameron
SIMPSON

Guard / Freshman / 6-7 / 180
Orlando, Fla. / Oak Ridge

SEASON STATS

PPG	RPG	APG	FG%	3PT%	FT%
-	-	-	-	-	-

SIMPSON NOTEBOOK

- ♦ Scored north of a dozen points per game in each season of his high school career
- ♦ Tallied 13.1 points and 2.8 rebounds per game in his senior season with Oak Ridge
- ♦ Scored 12.8 points with 3.2 rebounds per game in his junior season with Oak Ridge while shooting 49% from the three-point line
- ♦ Averaged 12.8 points, 4.2 rebounds and 1.5 steals per game in his sophomore season at Central Florida Christian Acadmey in Ocoee
- ♦ Posted 16.9 points per game in his freshman campaign at East River in Orlando

TOP PERFORMANCES

GAME-BY-GAME STATS

COLLEGE PATH

2024-25 Freshman UCF

CAREER HIGHS

Points	-	-
Rebounds	-	-
Assists	-	-
Steals	-	-
Blocks	-	-
FGs Made	-	-
FGs Att.	-	-
3-Pt. FGs Made	-	-
3-Pt. FGs Att.	-	-
FTs Made	-	-
FTs Att.	-	-

2024-25 GAME HIGHS

Points	-	-
Rebounds	-	-
Assists	-	-
Steals	-	-
Blocks	-	-
FGs Made	-	-
FGs Att.	-	-
3-Pt. FGs Made	-	-
3-Pt. FGs Att.	-	-
FTs Made	-	-
FTs Att.	-	-

DID YOU KNOW?

Major: Business
Favorite pro athlete: LeBron James
Favorite professional team: Orlando Magic
Pre-game ritual: Listen to music
Favorite movie: Let it Shine
Favorite TV show: All-American
Favorite music artist: Lil Baby
Favorite food: Sweet potato casserole
Second favorite sport: Football
Favorite off-day activity: Bowling
Fun fact: Played football before basketball
Hidden talent: Bowling

MISCELLANEOUS

	2024-25	Career
10+ Points	-	-
20+ Points	-	-
30+ Points	-	-
5+ Rebounds	-	-
10+ Rebounds	-	-
3+ Three Pointers	-	-
5+ Assists	-	-
3+ Steals	-	-
3+ Blocks	-	-
Double-Doubles	-	-





15 Tyler HENDRICKS

Guard / Redshirt Sophomore / 6-6 / 190
Fort Lauderdale, Fla. / Calvary Christian Academy

SEASON STATS

PPG	RPG	APG	FG%	3PT%	FT%
1.1	1.1	0.3	37.5%	0%	50%

HENDRICKS NOTEBOOK

- ◆ Made an appearance in UCF's first round NIT contest vs. South Florida on March 19, 2024
- ◆ Played in four regular season Big 12 Conference games, as well as seeing action in UCF's Big 12 Conference Championship first round game against Oklahoma State (Mar. 12), hitting a turnaround jumpshot
- ◆ Did not see game action during the 2022-23 season, earning a redshirt
- ◆ His twin, Taylor, became UCF's first lottery and first round NBA Draft pick in 2023

TOP PERFORMANCES

GAME-BY-GAME STATS

Opponent	Date	GS	MIN	Total		3-Pointers		Free throws		Rebounds				PF A TO BLK STL PTS AVG							
				FG-FGA	PCT	3FG-3FGA	PCT	FT-FTA	PCT	OFF	DEF	TOT	AVG	PF	A	TO	BLK	STL	PTS	AVG	
vs Wisconsin	11/22/2024		03:40	0-0	.000	0-0	.000	0-0	.000	0	1	1	1.0	1	0	0	0	0	0	0.0	
vs LSU	11/24/2024		06:54	0-0	.000	0-0	.000	0-0	.000	1	1	2	1.5	0	1	0	1	0	0	0.0	
Milwaukee	11/27/2024		11:33	2-2	1.000	0-0	.000	2-3	.667	0	2	2	1.7	0	0	1	0	0	6	2.0	
California Baptist	12/01/2024		03:51	1-1	1.000	0-0	.000	0-1	.000	0	0	0	1.3	0	0	0	0	0	2	2.0	
vs Tulsa	12/14/2024		07:30	0-1	.000	0-1	.000	0-0	.000	0	0	0	1.0	2	1	0	0	0	0	1.6	
Jacksonville	12/21/2024		05:31	0-2	.000	0-0	.000	0-0	.000	1	1	2	1.2	1	0	0	0	0	0	1.3	
Kansas	01/05/2025		05:23	0-2	.000	0-1	.000	0-0	.000	0	1	1	1.1	0	0	0	2	0	0	1.1	
Totals		0	44:22	3-8	.375	0-2	.000	2-4	.500	2	6	8	1.1	4	2	1	3	0	8	1.1	

Player Averages

Games Played	Minutes/ game	Points/ game	FG Pct	3FG Pct	FT Pct	Rebounds/ game	Assists/ game	Turnovers/ game	Assist/Turnover ratio	Steals/ game	Blocks/ game
7	6.3	1.1	37.5	0.0	50.0	1.1	0.3	0.1	2.0	0.0	0.4

COLLEGE PATH

2022-23	Freshman	UCF
2023-24	R-Freshman	UCF
2024-25	R-Sophomore	UCF

CAREER HIGHS

Points	7	FIU (11/6/23)
Rebounds	4	2x, last at Cincinnati (1/27/24)
Assists	1	3x, last vs. LSU (11/24/24)
Steals	1	2x, last vs. Jacksonville (12/6/23)
Blocks	2	Kansas (1/5/25)
FGs Made	3	FIU (11/6/23)
FGs Att.	4	3x, last vs. Lipscomb (12/2/23)
3-Pt. FGs Made	2	Jacksonville (12/6/23)
3-Pt. FGs Att.	3	Jacksonville (12/6/23)
FTs Made	3	at Houston (1/20/24)
FTs Att.	3	2x, last vs. Milwaukee (11/27/24)

2024-25 GAME HIGHS

Points	6	Milwaukee (11/27/24)
Rebounds	2	3x, last vs. Jacksonville (12/21/24)
Assists	1	2x, last vs. Tulsa (12/14/24)
Steals	-	-
Blocks	2	Kansas (1/5/25)
FGs Made	2	Milwaukee (11/27/24)
FGs Att.	2	3x, last vs. Kansas (1/5/25)
3-Pt. FGs Made	-	-
3-Pt. FGs Att.	1	2x, last vs. Kansas (1/5/25)
FTs Made	2	Milwaukee (11/27/24)
FTs Att.	3	Milwaukee (11/27/24)

DID YOU KNOW?

Major: Business
Favorite pro athlete: Russell Westbrook
Favorite professional team: Utah Jazz
Pre-game ritual: Pray
Favorite movie: Transformers
Favorite TV show: Breaking Bad
Favorite music artist: Drake
Favorite food: Pizza
Second favorite sport: Football
Favorite off-day activity: Watching Netflix
Fun fact: Played football before basketball
Hidden talent: Plays the piano

MISCELLANEOUS

	2024-25	Career
10+ Points	-	-
20+ Points	-	-
30+ Points	-	-
5+ Rebounds	-	-
10+ Rebounds	-	-
3+ Three Pointers	-	-
5+ Assists	-	-
3+ Steals	-	-
3+ Blocks	-	-
Double-Doubles	-	-

CAREER STATS

				Field Goals		3-Point		F-Throws		Rebounds										Scoring	
SEASON	TEAM	GP-GS	MIN/AVG	FG-FGA	FG%	3FG-3FGA	3FG%	FT-FTA	FT%	OFF	DEF	TOT	AVG	PF-FO	A	TO	BLK	STL	PTS	AVG	
2023-24	UCF	14-0	106/7.6	12-26	.462	5-14	.357	7-8	.875	5	11	16	1.1	17-0	2	7	0	2	36	2.6	
2024-25	UCF	7-0	44/6.3	3-8	.375	0-2	.000	2-4	.500	2	6	8	1.1	4-0	2	1	3	0	8	1.1	
TOTAL		21-0	151/7.2	15-34	.441	5-16	.313	9-12	.750	7	17	24	1.1	21-0	4	8	3	2	44	2.1	



20 Poohpha WARAKULNUKROH

Guard / Redshirt Junior / 5-11 / 177
Bangkok, Thailand / Montverde Academy

SEASON STATS

PPG	RPG	APG	FG%	3PT%	FT%
0.0	0.0	0.0	-	-	0%

WARAKULNUKROH NOTEBOOK

- ✦ Earned first career steal in 2024-25 debut against California Baptist
- ✦ Made an appearance in UCF's NIT contest at Florida on March 15, 2023
- ✦ Made his collegiate debut against Western Illinois (11/14), scoring four points, hitting a three-pointer and a free throw
- ✦ Served as a student manager for the men's basketball program during the 2021-22 season. Earned a redshirt in the process.
- ✦ Played at Montverde Academy in Montverde, Florida and was the team MVP and leading scorer on the Varsity/Post Grad Team as a senior; joined the varsity team his junior after moving from Thailand
- ✦ 3x3 National Tournament Champion in Thailand for U-16 as a sophomore
- ✦ Also played tennis, ranking top 10 in Thailand

TOP PERFORMANCES

GAME-BY-GAME STATS

Opponent	Date	GS	MIN	Total FG-FGA	PCT	3FG-3FGA	PCT	Free throws FT-FTA	PCT	Rebounds OFF DEF TOT AVG	PF	A	TO	BLK	STL	PTS	AVG
California Baptist	12/01/2024		00:48	0-0	.000	0-0	.000	0-2	.000	0 0 0 0.0	0	0	0	0	1	0	0.0
Jacksonville	12/21/2024		00:59	0-0	.000	0-0	.000	0-0	.000	0 0 0 0.0	0	0	1	0	0	0	0.0
Totals		0	01:47	0-0	.000	0-0	.000	0-2	.000	0 0 0 0.0	0	0	1	0	1	0	0.0

Player Averages

Games Played	Minutes/game	Points/game	FG Pct	3FG Pct	FT Pct	Rebounds/game	Assists/game	Turnovers/game	Assist/Turnover ratio	Steals/game	Blocks/game
2	0.9	0.0	0.0	0.0	0.0	0.0	0.0	0.5	0.0	0.5	0.0

COLLEGE PATH

2022-23	R-Freshman	UCF
2023-24	R-Sophomore	UCF
2024-25	R-Junior	UCF

CAREER HIGHS

Points	4	2x, last vs. ECU (3/5/23)
Rebounds	1	Bethune-Cookman (12/29/23)
Assists	1	4x, last vs. Bethune-Cookman (12/29/23)
Steals	1	California Baptist (12/1/24)
Blocks	1	Jacksonville (12/6/23)
FGs Made	1	4x, last vs. ECU (3/5/23)
FGs Att.	2	2x, last vs. Lipscomb (12/2/23)
3-Pt. FGs Made	1	2x, last vs. ECU (3/5/23)
3-Pt. FGs Att.	1	3x, last vs. Lipscomb (12/2/23)
FTs Made	2	Bethune-Cookman (12/29/23)
FTs Att.	2	4x, last vs. California Baptist (12/1/24)

2024-25 GAME HIGHS

Points	-	-
Rebounds	-	-
Assists	-	-
Steals	1	California Baptist (12/1/24)
Blocks	-	-
FGs Made	-	-
FGs Att.	-	-
3-Pt. FGs Made	-	-
3-Pt. FGs Att.	-	-
FTs Made	-	-
FTs Att.	2	California Baptist (12/1/24)

DID YOU KNOW?

Major/Minor: Mechanical Engineering/Math
 Favorite pro athlete: Steve Nash
 Favorite professional team: San Antonio Spurs
 Pre-game ritual: Listen to slow music
 Favorite movie: Whiplash
 Favorite TV show: Breaking Bad
 Favorite music artist: Elliott Smith
 Favorite food: Thai
 Second favorite sport: Soccer
 Favorite off-day activity: Sleeping
 Fun fact: Black belt in taekwondo
 Hidden talent: Plays the guitar

MISCELLANEOUS

	2024-25	Career
10+ Points	-	-
20+ Points	-	-
30+ Points	-	-
5+ Rebounds	-	-
10+ Rebounds	-	-
3+ Three Pointers	-	-
5+ Assists	-	-
3+ Steals	-	-
3+ Blocks	-	-
Double-Doubles	-	-

CAREER STATS

SEASON	TEAM	GP-GS	MIN/AVG	Field Goals FG-FGA	FG%	3-Point 3FG-3FGA	3FG%	F-Throws FT-FTA	FT%	Rebounds OFF DEF TOT AVG	PF	FO	A	TO	BLK	STL	Scoring PTS	AVG
2022-23	UCF	7-0	14/2.0	4-6	.667	2-2	1.000	2-4	.500	0 0 0 0.0	3-0	2	1	0	0	0	12	1.7
2023-24	UCF	6-0	10/1.7	0-3	.000	0-1	.000	2-2	1.000	0 1 1 0.2	1-0	2	0	1	0	0	2	0.3
2024-25	UCF	2-0	2/0.9	0-0	.000	0-0	.000	0-2	.000	0 0 0 0.0	0-0	0	1	0	1	0	0	0.0
TOTAL		15-0	26/1.7	4-9	.444	2-3	.667	4-8	.500	0 1 1 0.1	4-0	4	2	1	1	1	14	0.9





22 Nils MACHOWSKI

Guard / Sophomore / 6-3 / 183
Berlin, Germany / Paul-Natorp Gymnasium

SEASON STATS

PPG	RPG	APG	FG%	3PT%	FT%
1.4	1.5	0.8	29.4%	28.6%	71.4%

MACHOWSKI NOTEBOOK

- ♦ Earned first career start vs. California Baptist on Dec. 1, 2024
- ♦ Tallied a career-high 13 points in just his second collegiate game at No. 13 Miami on Nov. 10 2023, going five-for-seven from the field and going a perfect three-for-three from beyond the three-point arc
- ♦ Hit a game-winning, buzzer-beating, three-point shot to win the 2023 U19 championship
- ♦ Was the starting point guard on the 2022 German National Team in the U18 European Championship
- ♦ Spent time in the top tier of German basketball with Alba Berlin and won back-to-back U19 championships with Alba Berlin in 2022 and 2023
- ♦ Nils' father, Sebastian Machowski, was a professional basketball player for 17 years, playing small forward in six different countries. One of his stops was Alba Berlin, the same club that his son went on to play for two and a half decades later. Sebastian completed his 17th year of coaching, most recently at the helm of PGE Spojnia Stargard, a team in the first division of Polish basketball.

TOP PERFORMANCES

GAME-BY-GAME STATS

Opponent	Date	GS	MIN	Total		3-Pointers		Free throws		Rebounds				PF	A	TO	BLK	STL	PTS	AVG
				FG-FGA	PCT	3FG-3FGA	PCT	FT-FTA	PCT	OFF	DEF	TOT	AVG							
Texas A&M	11/04/2024		04:44	0-3	.000	0-2	.000	0-0	.000	1	0	1	1.0	0	1	0	0	0	0	0.0
Purdue Fort Wayne	11/08/2024		09:24	2-2	1.000	1-1	1.000	1-2	.500	2	1	3	2.0	1	1	0	0	0	6	3.0
Fla. Atlantic	11/12/2024		08:20	1-1	1.000	1-1	1.000	0-0	.000	0	1	1	1.7	2	2	0	1	0	3	3.0
Tennessee Tech	11/19/2024		13:09	0-1	.000	0-0	.000	0-0	.000	0	3	3	2.0	0	1	0	0	0	0	2.3
vs Wisconsin	11/22/2024		14:42	1-2	.500	0-1	.000	2-3	.667	0	1	1	1.8	1	0	1	0	0	4	2.6
vs LSU	11/24/2024		11:17	0-3	.000	0-0	.000	0-0	.000	1	2	3	2.0	1	1	0	0	1	0	2.2
Milwaukee	11/27/2024		04:51	0-1	.000	0-0	.000	0-0	.000	0	1	1	1.9	1	0	0	0	0	0	1.9
California Baptist	12/01/2024	*	11:01	1-1	1.000	0-0	.000	2-2	1.000	0	1	1	1.8	0	3	0	0	1	4	2.1
Tarleton St.	12/08/2024		06:02	0-1	.000	0-1	.000	0-0	.000	0	1	1	1.7	1	0	0	0	0	0	1.9
vs Tulsa	12/14/2024		05:52	0-0	.000	0-0	.000	0-0	.000	0	0	0	1.5	0	0	1	0	0	0	1.7
Jacksonville	12/21/2024		07:56	0-1	.000	0-0	.000	0-0	.000	0	1	1	1.5	0	0	1	0	0	0	1.5
Kansas	01/05/2025		05:23	0-1	.000	0-1	.000	0-0	.000	0	2	2	1.5	0	0	0	0	0	0	1.4
Totals			1 102:42	5-17	.294	2-7	.286	5-7	.714	4	14	18	1.5	7	9	3	1	2	17	1.4

Player Averages

Games Played	Minutes/game	Points/game	FG Pct	3FG Pct	FT Pct	Rebounds/game	Assists/game	Turnovers/game	Assist/Turnover ratio	Steals/game	Blocks/game
12	8.6	1.4	29.4	28.6	71.4	1.5	0.8	0.3	3.0	0.2	0.1

COLLEGE PATH

2023-24	Freshman	UCF
2024-25	Sophomore	UCF

CAREER HIGHS

Points	13	at Miami (11/10/23)
Rebounds	5	at West Virginia (2/20/24)
Assists	3	4x, last vs. California Baptist (12/1/24)
Steals	2	4x, last at West Virginia (2/20/24)
Blocks	1	2x, last vs. Florida Atlantic (11/12/24)
FGs Made	5	at Miami (11/10/23)
FGs Att.	7	2x, last at BYU (2/13/24)
3-Pt. FGs Made	3	at Miami (11/10/23)
3-Pt. FGs Att.	5	at BYU (2/13/24)
FTs Made	2	4x, last vs. Wisconsin (11/22/24)
FTs Att.	3	vs. Wisconsin (11/22/24)

2024-25 GAME HIGHS

Points	6	Purdue Fort Wayne (11/8/24)
Rebounds	3	3x, last vs. LSU (11/24/24)
Assists	3	California Baptist (12/1/24)
Steals	1	2x, last vs. California Baptist (12/1/24)
Blocks	1	Florida Atlantic (11/12/24)
FGs Made	2	Purdue Fort Wayne (11/8/24)
FGs Att.	3	2x, last vs. LSU (11/24/24)
3-Pt. FGs Made	1	2x, last vs. Florida Atlantic (11/12/24)
3-Pt. FGs Att.	2	Texas A&M (11/4/24)
FTs Made	2	2x, last vs. California Baptist (12/1/24)
FTs Att.	3	vs. Wisconsin (11/22/24)

DID YOU KNOW?

Major/Minor: Communication/Sports Business
Favorite pro athlete: Mike James
Favorite professional team: Orlando Magic
Pre-game ritual: Eat, nap, shower, listen to music
Favorite movie: Pirates of the Caribbean
Favorite TV show: Snowfall
Favorite music artist: Rod Wave
Favorite food: Schnitzel
Second favorite sport: Soccer
Favorite off-day activity: Video games
Fun fact: Unbeatable at board games
Hidden talent: Bowling

MISCELLANEOUS

	2024-25	Career
10+ Points	-	2
20+ Points	-	-
30+ Points	-	-
5+ Rebounds	-	1
10+ Rebounds	-	-
3+ Three Pointers	-	1
5+ Assists	-	-
3+ Steals	-	-
3+ Blocks	-	-
Double-Doubles	-	-

CAREER STATS

SEASON	TEAM	GP-GS	MIN/AVG	Field Goals		3-Point		F-Throws		Rebounds				Scoring					
				FG-FGA	FG%	3FG-3FGA	3FG%	FT-FTA	FT%	OFF	DEF	TOT	AVG	PF-FO	A	TO	BLK	STL	PTS AVG
2023-24	UCF	25-0	233/9.3	16-49	.327	9-33	.273	8-11	.727	10	18	28	1.1	11-0	21	10	1	13	49 2.0
2024-25	UCF	12-1	103/8.6	5-17	.294	2-7	.286	5-7	.714	4	14	18	1.5	7-0	9	3	1	2	17 1.4
TOTAL		37-1	335/9.1	21-66	.318	11-40	.275	13-18	.722	14	32	46	1.2	18-0	30	13	2	15	66 1.8



24 Jaylin SELLERS

Guard / Senior / 6-4 / 205

Columbus, Ga. / Carver Montgomery / Ball State

SEASON STATS

PPG	RPG	APG	FG%	3PT%	FT%
6.0	1.3	1.0	50%	40%	100%

SELLERS NOTEBOOK

- ◆ Made his 2024-25 season debut on Dec. 21, 2024 against Jacksonville after missing the first 10 games of the campaign with an injury. Returned to the score sheet with an emphatic alley-oop slam.
- ◆ Named All-Big 12 Honorable Mention at the end of the 2023-24 regular season
- ◆ Finished the campaign leading the Knights in scoring, averaging 15.9 points per game, including 16.8 PPG in wins.
- ◆ Led the Big 12 in points per game from Nov. 27-Dec. 18 before finishing fourth in the conference at season's end
- ◆ Recorded career-highs in points (524), steals (35), assists (36), rebounds (118), and free throw percentage (82.9%) in '23-'24
- ◆ Posted a career-high 34 pts. against Stetson (11/26/23), helping him earn the Big 12's Co-Newcomer of the Week nod
- ◆ Impressed in his UCF debut on opening night, scoring 23 points, and earned 22-point, 11-rebound next outing at Miami

TOP PERFORMANCES

GAME-BY-GAME STATS

Opponent	Date	GS	MIN	Total		3-Pointers		Free throws		Rebounds				PF				PTS	AVG
				FG-FGA	PCT	3FG-3FGA	PCT	FT-FTA	PCT	OFF	DEF	TOT	AVG	A	TO	BLK	STL		
Jacksonville	12/21/2024		12:16	3-4	.750	1-2	.500	0-0	.000	0	1	1	1.0	1	1	3	0	7	7.0
at Texas Tech	12/31/2024		13:49	3-6	.500	1-2	.500	0-0	.000	0	1	1	1.0	1	1	0	1	7	7.0
Kansas	01/05/2025	*	21:03	1-4	.250	0-1	.000	2-2	1.000	1	1	2	1.3	1	1	2	0	4	6.0
Totals		1	47:08	7-14	.500	2-5	.400	2-2	1.000	1	3	4	1.3	3	3	6	0	18	6.0

Player Averages

Games Played	Minutes/game	Points/game	FG Pct	3FG Pct	FT Pct	Rebounds/game	Assists/game	Turnovers/game	Assist/Turnover ratio	Steals/game	Blocks/game
3	15.7	6.0	50.0	40.0	100.0	1.3	1.0	2.0	0.5	0.3	0.0

CAREER HONORS

All-Big 12 Honorable Mention

2023-24

Big 12 Newcomer of the Week

Co-Newcomer: Nov. 27, 2023

All-MAC Third Team

2022-23

MAC All-Freshman Team

2021-22

COLLEGE PATH

2021-22	Freshman	Ball State
2022-23	Sophomore	Ball State
2023-24	Junior	UCF
2024-25	Senior	UCF

CAREER HIGHS

Points	34	Stetson (11/26/23)
Rebounds	14	Ind.-South Bend (11/19/22)
Assists	5	Cal St. Fullerton (11/16/23)
Steals	4	3x, last vs. Florida A&M (12/21/23)
Blocks	3	Akron (1/6/23)
FGs Made	12	Stetson (11/26/23)
FGs Att.	21	at Miami (11/10/23)
3-Pt. FGs Made	5	Bowling Green (2/11/23)
3-Pt. FGs Att.	9	2x, last vs. Baylor (1/31/24)
FTs Made	13	Oklahoma (2/3/24)
FTs Attempted	14	Oklahoma (2/3/24)

2024-25 GAME HIGHS

Points	7	2x, last at Texas Tech (12/31/24)
Rebounds	2	Kansas (1/5/25)
Assists	1	3x, last vs. Kansas (1/5/25)
Steals	1	at Texas Tech (12/31/24)
Blocks	-	-
FGs Made	3	2x, last at Texas Tech (12/31/24)
FGs Att.	6	at Texas Tech (12/31/24)
3-Pt. FGs Made	1	2x, last at Texas Tech (12/31/24)
3-Pt. FGs Att.	2	2x, last at Texas Tech (12/31/24)
FTs Made	2	Kansas (1/5/25)
FTs Att.	2	Kansas (1/5/25)

DID YOU KNOW?

Major: General Studies

Favorite pro athlete: Anthony Edwards

Favorite pro team: Atlanta Hawks

Pre-game ritual: Workout and pray

Favorite movie(s): Love and Basketball

Favorite TV show: Martin

Favorite music artist: Rod Wave

Favorite food: Hot lemon pepper wings

Second favorite sport: Football

Favorite off-day activity: Sleep

Hidden talent: Playing football

MISCELLANEOUS

	2024-25	Career
10+ Points	-	58
20+ Points	-	13
30+ Points	-	1
5+ Rebounds	-	19
10+ Rebounds	-	3
3+ Three Pointers	-	17
5+ Assists	-	2
3+ Steals	-	10
3+ Blocks	-	1
Double-Doubles	-	3

CAREER STATS

				Field Goals		3-Point		F-Throws		Rebounds										Scoring	
SEASON	TEAM	GP-GS	MIN/AVG	FG-FGA	FG%	3FG-3FGA	3FG%	FT-FTA	FT%	OFF	DEF	TOT	AVG	PF-FO	A	TO	BLK	STL	PTS	AVG	
2021-22	BSU	31-5	588/19.0	81-147	.551	24-54	.444	21-32	.656	15	42	57	1.8	53-0	16	28	7	24	207	6.7	
2022-23	BSU	31-30	929/30.0	144-294	.490	54-120	.450	78-103	.757	33	82	115	3.7	78-3	26	49	16	21	420	13.5	
2023-24	UCF	33-32	1053/31.9	173-413	.419	52-175	.297	126-152	.829	46	72	118	3.6	58-1	36	42	4	35	524	15.9	
2024-25	UCF	3-1	47/15.7	7-14	.500	2-5	.400	2-2	1.000	1	3	4	1.3	3-0	3	6	0	1	18	6.0	
TOTAL FOR UCF		36-33	1100/30.6	180-427	.422	54-180	.300	128-154	.831	47	75	122	3.4	61-1	39	48	4	36	542	15.1	
TOTAL		98-68	2617/26.7	405-868	.467	132-354	.373	227-289	.785	95	199	294	3.0	192-4	81	125	27	81	1169	11.9	





35 Rokas JOCIUS

Forward / Junior / 6-10 / 240
Kaunas, Lithuania / Vilnius "Ozo" Gimnazija / La Salle

SEASON STATS

PPG	RPG	APG	FG%	3PT%	FT%
2.9	1.5	0.4	51.4%	20%	100%

JOCIUS NOTEBOOK

- ✦ Earned his first start as a Knight on Nov. 27, 2024 against Milwaukee
- ✦ Tallied a career-high 20 points against Rhode Island on Feb. 25, 2024 after earning a career-high 13 rebounds at Rhode Island on Jan. 31, 2024
- ✦ Averaged 8.5 points and 5.4 rebounds per game in a breakout sophomore campaign with La Salle
- ✦ Scored double-digit points in 12 contests last season while pulling in double-digit rebounds in four
- ✦ Earned a pair of double-doubles, the most recent a 10-point, 10-rebound performance against Richmond on Feb. 10
- ✦ Was named to the Atlantic 10 Commissioner's Honor Roll in his freshman campaign at La Salle in 2022-23
- ✦ Played for Vilnius Perlas Energija for two seasons in the second-highest tier of the Lithuanian basketball league

TOP PERFORMANCES

- ✦ **at Arizona (1/11/25)**
6 points, 2 rebounds, 2-for-3 shooting
- ✦ **vs. LSU (11/24/24)**
10 points on 5-for-9 shooting, 5 rebounds, 2 assists

GAME-BY-GAME STATS

Opponent	Date	GS	MIN	Total		3-Pointers		Free throws		Rebounds				PF	A	TO	BLK	STL	PTS	AVG
				FG-FGA	PCT	3FG-3FGA	PCT	FT-FTA	PCT	OFF	DEF	TOT	AVG							
Texas A&M	11/04/2024		09:25	0-0	.000	0-0	.000	0-0	.000	1	0	1	1.0	0	0	1	1	0	0	0.0
Purdue Fort Wayne	11/08/2024		06:24	1-2	.500	0-1	.000	0-0	.000	0	3	3	2.0	1	0	1	0	0	2	1.0
Fla. Atlantic	11/12/2024		01:45	0-0	.000	0-0	.000	0-0	.000	0	1	1	1.7	0	0	0	0	0	0	0.7
Tennessee Tech	11/19/2024		07:53	1-1	1.000	1-1	1.000	2-2	1.000	2	2	4	2.3	1	2	0	0	0	5	1.8
vs Wisconsin	11/22/2024		15:32	3-3	1.000	0-0	.000	0-0	.000	1	2	3	2.4	1	0	1	1	0	6	2.6
vs LSU	11/24/2024		20:54	5-8	.625	0-2	.000	0-0	.000	2	3	5	2.8	1	2	1	0	0	10	3.8
Milwaukee	11/27/2024	*	20:29	2-5	.400	0-1	.000	0-0	.000	0	1	1	2.6	2	1	1	1	0	4	3.9
California Baptist	12/01/2024		05:57	1-2	.500	0-0	.000	0-0	.000	0	0	0	2.3	4	0	0	0	0	2	3.6
Tarleton St.	12/08/2024		03:46	0-0	.000	0-0	.000	0-0	.000	0	0	0	2.0	0	0	0	0	0	0	3.2
vs Tulsa	12/14/2024		04:19	2-3	.667	0-1	.000	0-0	.000	1	0	1	1.9	1	0	0	0	0	4	3.3
Jacksonville	12/21/2024		11:37	1-1	1.000	0-0	.000	0-0	.000	0	0	0	1.7	2	1	1	0	0	2	3.2
at Texas Tech	12/31/2024		09:08	1-4	.250	0-2	.000	0-0	.000	0	1	1	1.7	0	0	0	0	0	2	3.1
Kansas	01/05/2025		12:00	0-4	.000	0-1	.000	0-0	.000	0	0	0	1.5	2	0	0	1	0	0	2.8
Colorado	01/08/2025		03:02	0-1	.000	0-0	.000	0-0	.000	1	0	1	1.5	1	0	1	0	0	0	2.6
at Arizona	01/11/2025		09:44	2-3	.667	1-1	1.000	1-1	1.000	1	1	2	1.5	2	0	0	0	0	6	2.9
Totals		1	141:55	19-37	.514	2-10	.200	3-3	1.000	9	14	23	1.5	18	6	7	4	0	43	2.9

Player Averages

Games Played	Minutes/game	Points/game	FG Pct	3FG Pct	FT Pct	Rebounds/game	Assists/game	Turnovers/game	Assist/Turnover ratio	Steals/game	Blocks/game
15	9.5	2.9	51.4	20.0	100.0	1.5	0.4	0.5	0.9	0.0	0.3

CAREER HONORS

Atlantic 10 Commissioner's Honor Roll
2022-23

COLLEGE PATH

2022-23	Freshman	La Salle
2023-24	Sophomore	La Salle
2024-25	Junior	UCF

CAREER HIGHS

Points	20	Rhode Island (2/25/24)
Rebounds	13	at Rhode Island (1/31/24)
Assists	3	Bucknell (12/6/22)
Steals	2	5x, last vs. George Washington (3/12/24)
Blocks	4	2x, last vs. Rhode Island (2/25/24)
FGs Made	8	Rhode Island (2/25/24)
FGs Attempted	13	Rhode Island (2/25/24)
3-Pt. FGs Made	2	5x, last vs. St. Bonaventure (3/13/24)
3-Pt. FGs Att.	3	4x, last vs. St. Bonaventure (3/13/24)
FTs Made	5	at Fordham (1/6/24)
FTs Attempted	10	at Fordham (1/6/24)

2024-25 GAME HIGHS

Points	10	vs. LSU (11/24/24)
Rebounds	5	vs. LSU (11/24/24)
Assists	2	2x, last vs. LSU (11/24/24)
Steals	-	-
Blocks	1	4x, last vs. Kansas (1/5/25)
FGs Made	5	vs. LSU (11/24/24)
FGs Att.	9	vs. LSU (11/24/24)
3-Pt. FGs Made	1	2x, last at Arizona (1/11/25)
3-Pt. FGs Att.	2	2x, last at Texas Tech (12/31/24)
FTs Made	2	Tennessee Tech (11/19/24)
FTs Att.	2	Tennessee Tech (11/19/24)

DID YOU KNOW?

- Major:** Finance
- Favorite pro athletes:** Arvydas Sabonis, Domantas Sabonis, Kevin Durant
- Favorite professional teams:** Boston Celtics, Vilnius Rytas
- Favorite movie:** The Intouchables
- Favorite TV show:** Demon Slayer
- Favorite music artist:** Kendrick Lamar
- Favorite food:** Šaltibarščiai (Pink Soup)
- Second favorite sport:** Volleyball
- Favorite off-day activity:** Playing video games, talking to family back home
- Fun fact:** Used to figure skate as a kid
- Hidden talent:** Cooking

MISCELLANEOUS

	2024-25	Career
10+ Points	1	18
20+ Points	-	1
30+ Points	-	-
5+ Rebounds	1	27
10+ Rebounds	-	4
3+ Three Pointers	-	-
5+ Assists	-	-
3+ Steals	-	-
3+ Blocks	-	8
Double-Doubles	-	2

CAREER STATS

				Field Goals		3-Point		F-Throws		Rebounds				Scoring						
SEASON	TEAM	GP-GS	MIN/AVG	FG-FGA	FG%	3FG-3FGA	3FG%	FT-FTA	FT%	OFF	DEF	TOT	AVG	PF-FO	A	TO	BLK	STL	PTS	AVG
2022-23	LaS	28-2	415/14.8	55-110	.500	5-13	.385	10-22	.455	39	54	93	3.3	41-0	5	14	24	6	125	4.5
2023-24	LaS	33-27	766/23.2	120-214	.561	15-39	.385	26-54	.481	55	124	179	5.4	82-3	12	32	29	14	281	8.5
2024-25	UCF	15-1	142/9.5	19-37	.514	2-10	.200	3-3	1.000	9	14	23	1.5	18-0	6	7	4	0	43	2.9
TOTAL FOR UCF		15-1	142/9.5	19-37	.514	2-10	.200	3-3	1.000	9	14	23	1.5	18-0	6	7	4	0	43	2.9
TOTAL		76-30	1322/17.4	194-361	.537	22-62	.355	39-79	.494	103	192	295	3.9	141-3	23	53	57	20	449	5.9



52 Moustapha THIAM

Center / Freshman / 7-2 / 235
Dakar, Senegal / DME Academy

SEASON STATS

PPG	RPG	BPG	FG%	3PT%	FT%
7.6	5.1	2.5	48.8%	26.7%	66.7%

THIAM NOTEBOOK

- ✦ Made his collegiate debut on opening night for UCF, earning the start and earning six blocks in 22 minutes on the floor.
- ✦ His six blocks on opening night against #13 Texas A&M were the most by a UCF freshman since Tacko Fall had six against Florida Atlantic on 12/12/15.
- ✦ Became the highest ranked recruit and first five-star in program history with a .9943 composite ranking according to 247Sports
- ✦ Was the No. 1 center recruit and No. 14 overall in the class of 2025 before reclassifying to join the Knights in 2024-25
- ✦ Upon reclassifying, he slotted in as the No. 7 center in the 2024 class as well as the No. 6 recruit in the state of Florida and No. 30 overall, according to On3
- ✦ Played in the 3-Stripes Select Basketball circuit over the spring and summer of 2024, averaging 15.2 points, 7.2 rebounds and 3.7 blocks per game while shooting 60% through all nine contests.
- ✦ Attended DME Academy in Daytona Beach, Fla.
- ✦ Averaged 14.4 points, 8.5 rebounds, 4.1 blocks and 2.3 assists per contest in his final season at DME Academy

TOP PERFORMANCES

- ✦ **at Arizona (1/11/25)**
8 points, 10 rebounds, 2 blocks
- ✦ **at Texas Tech (12/31/24)**
10 points, 2-3 3PT FG, 3 rebounds, 1 block
- ✦ **vs. Tulsa (12/14/24)**
14 points, 8 rebounds, 5 blocks, 3 assists, 5-for-11 FG
- ✦ **Tarleton St. (12/8/24)**
10 points, 9 rebounds, 6 blocks
- ✦ **California Baptist (12/1/24)**
11 points, 7 rebounds, 3 blocks
- ✦ **Purdue Fort Wayne (11/8/24)**
13 points, 6 rebounds, 2 blocks
- ✦ **Texas A&M (11/4/24)**
2 points, 6 blocks, 22:06 on the court

GAME-BY-GAME STATS

Opponent	Date	GS	MIN	Total		3-Pointers		Free throws		Rebounds				PF	A	TO	BLK	STL	PTS	AVG
				FG-FGA	PCT	3FG-3FGA	PCT	FT-FTA	PCT	OFF	DEF	TOT	AVG							
Texas A&M	11/04/2024	*	22:06	1-3	.333	0-0	.000	0-0	.000	0	4	4	4.0	5	0	0	6	0	2	2.0
Purdue Fort Wayne	11/08/2024	*	26:14	5-10	.500	0-1	.000	3-4	.750	2	4	6	5.0	2	0	0	2	0	13	7.5
Fla. Atlantic	11/12/2024	*	18:26	0-2	.000	0-1	.000	0-0	.000	1	2	3	4.3	4	1	0	1	1	0	5.0
Tennessee Tech	11/19/2024	*	20:38	2-5	.400	1-2	.500	0-0	.000	2	2	4	4.3	4	0	4	0	0	5	5.0
vs Wisconsin	11/22/2024	*	18:36	2-4	.500	1-2	.500	2-2	1.000	2	1	3	4.0	2	0	2	0	1	7	5.4
vs LSU	11/24/2024	*	18:07	3-6	.500	0-0	.000	0-0	.000	3	2	5	4.2	5	0	1	2	1	6	5.5
California Baptist	12/01/2024	*	29:14	4-7	.571	0-1	.000	3-4	.750	2	5	7	4.6	2	0	1	3	0	11	6.3
Tarleton St.	12/08/2024	*	30:60	4-9	.444	0-1	.000	2-2	1.000	3	6	9	5.1	3	1	2	6	2	10	6.8
vs Tulsa	12/14/2024	*	32:30	5-11	.455	0-1	.000	4-7	.571	2	6	8	5.4	1	3	1	5	0	14	7.6
Jacksonville	12/21/2024	*	26:27	4-4	1.000	0-0	.000	2-4	.500	2	3	5	5.4	3	1	0	3	1	10	7.8
at Texas Tech	12/31/2024	*	17:11	4-6	.667	2-3	.667	0-1	.000	1	2	3	5.2	5	1	1	1	0	10	8.0
Kansas	01/05/2025	*	18:39	1-5	.200	0-3	.000	2-2	1.000	0	1	1	4.8	2	0	2	1	0	4	7.7
Colorado	01/08/2025	*	28:52	2-4	.500	0-0	.000	2-2	1.000	1	2	3	4.7	4	0	3	3	0	6	7.5
at Arizona	01/11/2025	*	30:16	4-8	.500	0-0	.000	0-2	.000	6	4	10	5.1	4	0	1	2	0	8	7.6
Totals		14	338:15	41-84	.488	4-15	.267	20-30	.667	27	44	71	5.1	46	7	18	35	6	106	7.6

Player Averages

Games Played	Minutes/game	Points/game	FG Pct	3FG Pct	FT Pct	Rebounds/game	Assists/game	Turnovers/game	Assist/Turnover ratio	Steals/game	Blocks/game
14	24.2	7.6	48.8	26.7	66.7	5.1	0.5	1.3	0.4	0.4	2.5

COLLEGE PATH

2024-25 Freshman UCF

CAREER HIGHS

Points	14	vs. Tulsa (12/14/24)
Rebounds	10	at Arizona (1/11/25)
Assists	3	vs. Tulsa (12/14/24)
Steals	2	Tarleton St. (12/8/24)
Blocks	6	2x, last vs. Tarleton St. (12/8/24)
FGs Made	5	2x, last vs. Tulsa (12/14/24)
FGs Att.	11	vs. Tulsa (12/14/24)
3-Pt. FGs Made	2	at Texas Tech (12/31/24)
3-Pt. FGs Att.	3	2x, last vs. Kansas (1/5/25)
FTs Made	4	vs. Tulsa (12/14/24)
FTs Att.	7	vs. Tulsa (12/14/24)

2024-25 GAME HIGHS

Points	14	vs. Tulsa (12/14/24)
Rebounds	10	at Arizona (1/11/25)
Assists	3	vs. Tulsa (12/14/24)
Steals	2	Tarleton St. (12/8/24)
Blocks	6	2x, last vs. Tarleton St. (12/8/24)
FGs Made	5	2x, last vs. Tulsa (12/14/24)
FGs Att.	11	vs. Tulsa (12/14/24)
3-Pt. FGs Made	2	at Texas Tech (12/31/24)
3-Pt. FGs Att.	3	2x, last vs. Kansas (1/5/25)
FTs Made	4	vs. Tulsa (12/14/24)
FTs Att.	7	vs. Tulsa (12/14/24)

DID YOU KNOW?

Major: Business
Favorite pro athlete: Joel Embiid
Favorite professional team: Real Madrid
Pre-game ritual: Listen to music
Favorite movie: Snowfall
Favorite music artist: Rod Wave
Favorite food: Chick-fil-A
Second favorite sport: Soccer
Favorite off-day activity: Beach Volleyball
Fun fact: Speaks five languages
Hidden talent: Cooking senegalese food

MISCELLANEOUS

	2024-25	Career
10+ Points	6	6
20+ Points	-	-
30+ Points	-	-
5+ Rebounds	6	6
10+ Rebounds	1	1
3+ Three Pointers	-	-
5+ Assists	-	-
3+ Steals	-	-
3+ Blocks	5	5
Double-Doubles	-	-

CAREER STATS

				Field Goals		3-Point		F-Throws		Rebounds				Scoring						
SEASON	TEAM	GP-GS	MIN/AVG	FG-FGA	FG%	3FG-3FGA	3FG%	FT-FTA	FT%	OFF	DEF	TOT	AVG	PF-FO	A	TO	BLK	STL	PTS	AVG
2024-25	UCF	14-14	338/24.2	41-84	.488	4-15	.267	20-30	.667	27	44	71	5.1	46-3	7	18	35	6	106	7.6
TOTAL		14-14	338/24.2	41-84	.488	4-15	.267	20-30	.667	27	44	71	5.1	46-3	7	18	35	6	106	7.6



OVERALL STATISTICS

Game Records

Record	Overall	Home	Away	Neutral
ALL GAMES	11-4	9-1	1-1	1-2
CONFERENCE	2-2	1-1	1-1	0-0
NON-CONFERENCE	9-2	8-0	0-0	1-2

Score by Periods

Team	1st	2nd	OT	TOT
UCF	571	576	32	1179
Opponents	526	593	39	1158

Team Box Score

No.	Player				Total		3-Point		F-Throw		Rebounds											
		GP-GS	MIN	AVG	FG-FGA	FG%	3FG-3FGA	3FG%	FT-FTA	FT%	OFF	DEF	TOT	AVG	PF	DQ	A	TO	BLK	STL	PTS	AVG
4	HALL, Keyshawn	15-15	477:09	31.8	77-189	.407	17-57	.298	70-88	.795	26	72	98	6.5	33	1	34	33	8	13	241	16.1
3	JOHNSON, Darius	15-15	517:35	34.5	68-163	.417	38-90	.422	50-61	.820	12	47	59	3.9	35	0	59	43	4	43	224	14.9
0	IVY-CURRY, Jordan	15-14	462:37	30.8	67-167	.401	33-98	.337	53-61	.869	16	36	52	3.5	30	0	37	23	0	21	220	14.7
52	THIAM, Moustapha	14-14	338:15	24.2	41-84	.488	4-15	.267	20-30	.667	27	44	71	5.1	46	3	7	18	35	6	106	7.6
6	COLEMAN, Dallan "Deebo"	15-14	353:27	23.6	31-82	.378	15-46	.326	22-29	.759	20	41	61	4.1	22	0	14	11	1	15	99	6.6
24	SELLERS, Jaylin	3-1	47:08	15.7	7-14	.500	2-5	.400	2-2	1.000	1	3	4	1.3	3	0	3	6	0	1	18	6.0
5	WILLIAMS, Benny	15-0	251:07	16.7	35-73	.479	5-15	.333	13-22	.591	18	33	51	3.4	23	0	16	12	12	8	88	5.9
2	TAYLOR, JJ	13-0	182:19	14.0	15-50	.300	6-26	.231	22-34	.647	9	21	30	2.3	18	0	12	13	3	5	58	4.5
7	JOHNSON, Dior	14-0	113:18	8.1	15-34	.441	1-5	.200	11-12	.917	4	11	15	1.1	12	0	17	7	0	6	42	3.0
1	WILLIAMS, Mikey	5-0	41:19	8.3	5-13	.385	0-3	.000	5-6	.833	1	2	3	0.6	1	0	4	3	0	0	15	3.0
35	JOCIUS, Rokas	15-1	141:55	9.5	19-37	.514	2-10	.200	3-3	1.000	9	14	23	1.5	18	0	6	7	4	0	43	2.9
22	MACHOWSKI, Nils	12-1	102:42	8.6	5-17	.294	2-7	.286	5-7	.714	4	14	18	1.5	7	0	9	3	1	2	17	1.4
15	HENDRICKS, Tyler	7-0	44:22	6.3	3-8	.375	0-2	.000	2-4	.500	2	6	8	1.1	4	0	2	1	3	0	8	1.1
20	WARAKULNUKROH, Poohpha	2-0	01:47	0.9	0-0	.000	0-0	.000	0-2	.000	0	0	0	0.0	0	0	0	1	0	1	0	0.0
Team											39	30	69					6				
Total		15	3075		388-931	.417	125-379	.330	278-361	.770	188	374	562	37.5	252	4	220	187	71	121	1179	78.6
Opponents		15	3075		417-952	.438	121-349	.347	203-278	.730	190	381	571	38.1	284	12	219	219	53	104	1158	77.2

Team Statistics

	UCF	OPP
Scoring	1179	1158
Points per game	78.6	77.2
Scoring margin	+1.4	-
Field goals-att	388-931	417-952
Field goal pct	.417	.438
3 point fg-att	125-379	121-349
3-point FG pct	.330	.347
3-pt FG made per game	8.3	8.1
Free throws-att	278-361	203-278
Free throw pct	.770	.730
F-Throws made per game	18.5	13.5
Rebounds	562	571
Rebounds per game	37.5	38.1
Rebounding margin	-0.6	-
Assists	220	219
Assists per game	14.7	14.6
Turnovers	187	219
Turnovers per game	12.5	14.6
Turnover margin	+2.1	-
Assist/turnover ratio	1.2	1.0
Steals	121	104
Steals per game	8.1	6.9
Blocks	71	53
Blocks per game	4.7	3.5
Winning streak	0	-
Home win streak	1	-
Attendance	74131	25806
Home games-Avg/Game	10-7413	2-12903
Neutral site-Avg/Game	-	3-3363

Team Results

Date	Opponent		Score	Att.
11/04/2024	Texas A&M	W	64-61	8808
11/08/2024	Purdue Fort Wayne	W	75-68	7768
11/12/2024	Fla. Atlantic	W	100-94	8302
11/19/2024	Tennessee Tech	W	80-69	7522
11/22/2024	vs Wisconsin	L	70-86	1112
11/24/2024	vs LSU	Lot3	102-109	1112
11/27/2024	Milwaukee	W	84-76	6027
12/01/2024	California Baptist	W	74-59	5817
12/08/2024	Tarleton St.	W	66-51	5859
12/14/2024	vs Tulsa	W	88-75	7866
12/21/2024	Jacksonville	W	86-66	6155
12/31/2024	at Texas Tech	W	87-83	12767
01/05/2025	Kansas	L	48-99	9669
01/08/2025	Colorado	W	75-74	8204
01/11/2025	at Arizona	L	80-88	13039

CONFERENCE STATISTICS

Game Records

Record	Overall	Home	Away	Neutral
ALL GAMES	2-2	1-1	1-1	0-0
CONFERENCE	2-2	1-1	1-1	0-0
NON-CONFERENCE	0-0	0-0	0-0	0-0

Score by Periods

Team	1st	2nd	OT	TOT
UCF	148	142	0	290
Opponents	167	177	0	344

Team Box Score

No.	Player				Total		3-Point		F-Throw		Rebounds													
		GP-GS	MIN	AVG	FG-FGA	FG%	3FG-3FGA	3FG%	FT-FTA	FT%	OFF	DEF	TOT	AVG	PF	DQ	A	TO	BLK	STL	PTS	AVG		
4	HALL, Keyshawn	4-4	135:33	33.9	25-61	.410	9-25	.360	15-19	.789	10	17	27	6.8	9	0	9	7	4	6	74	18.5		
3	JOHNSON, Darius	4-4	130:34	32.6	20-50	.400	8-25	.320	14-17	.824	5	12	17	4.3	10	0	10	12	2	9	62	15.5		
0	IVY-CURRY, Jordan	4-4	114:40	28.7	11-36	.306	6-25	.240	13-14	.929	3	11	14	3.5	6	0	6	6	0	3	41	10.3		
52	THIAM, Moustapha	4-4	94:58	23.7	11-23	.478	2-6	.333	4-7	.571	8	9	17	4.3	15	1	1	7	7	0	28	7.0		
6	COLEMAN, Dallan "Deebo"	4-3	95:59	24.0	7-19	.368	6-12	.500	5-6	.833	3	13	16	4.0	5	0	4	5	0	2	25	6.3		
24	SELLERS, Jaylin	2-1	34:52	17.4	4-10	.400	1-3	.333	2-2	1.000	1	2	3	1.5	2	0	2	3	0	1	11	5.5		
5	WILLIAMS, Benny	4-0	55:53	14.0	6-17	.353	2-6	.333	1-4	.250	2	6	8	2.0	6	0	7	1	3	4	15	3.8		
1	WILLIAMS, Mikey	4-0	38:07	9.5	5-13	.385	0-3	.000	5-6	.833	1	2	3	0.8	1	0	3	2	0	0	15	3.8		
7	JOHNSON, Dior	3-0	20:49	6.9	3-7	.429	0-0	.000	2-2	1.000	1	1	2	0.7	5	0	3	0	0	0	8	2.7		
35	JOCIUS, Rokas	4-0	33:54	8.5	3-12	.250	1-4	.250	1-1	1.000	2	2	4	1.0	5	0	0	1	1	0	8	2.0		
2	TAYLOR, JJ	4-0	33:55	8.5	0-7	.000	0-5	.000	3-7	.429	3	3	6	1.5	4	0	2	3	0	0	3	0.8		
15	HENDRICKS, Tyler	1-0	05:23	5.4	0-2	.000	0-1	.000	0-0	.000	0	1	1	1.0	0	0	0	0	2	0	0	0.0		
22	MACHOWSKI, Nils	1-0	05:23	5.4	0-1	.000	0-1	.000	0-0	.000	0	2	2	2.0	0	0	0	0	0	0	0	0.0		
Team											11	5	16				2							
Total		4	800		95-258	.368	35-116	.302	65-85	.765	50	86	136	34.0	68	1	47	49	19	25	290	72.5		
Opponents		4	800		127-261	.487	28-75	.373	62-81	.765	56	119	175	43.8	69	3	74	56	20	25	344	86.0		

Team Statistics

	UCF	OPP
Scoring	290	344
Points per game	72.5	86.0
Scoring margin	-13.5	-
Field goals-att	95-258	127-261
Field goal pct	.368	.487
3 point fg-att	35-116	28-75
3-point FG pct	.302	.373
3-pt FG made per game	8.8	7.0
Free throws-att	65-85	62-81
Free throw pct	.765	.765
F-Throws made per game	16.3	15.5
Rebounds	136	175
Rebounds per game	34.0	43.8
Rebounding margin	-9.8	-
Assists	47	74
Assists per game	11.8	18.5
Turnovers	49	56
Turnovers per game	12.3	14.0
Turnover margin	+1.8	-
Assist/turnover ratio	1.0	1.3
Steals	25	25
Steals per game	6.3	6.3
Blocks	19	20
Blocks per game	4.8	5.0
Winning streak	0	-
Home win streak	1	-
Attendance	17873	25806
Home games-Avg/Game	2-8937	2-12903
Neutral site-Avg/Game	-	0-0

Team Results

Date	Opponent		Score	Att.
12/31/2024	at Texas Tech	W	87-83	12767
01/05/2025	Kansas	L	48-99	9669
01/08/2025	Colorado	W	75-74	8204
01/11/2025	at Arizona	L	80-88	13039



LAST 5 GAMES STATISTICS

Game Records

Record	Overall	Home	Away	Neutral
ALL GAMES	3-2	2-1	1-1	0-0
CONFERENCE	2-2	1-1	1-1	0-0
NON-CONFERENCE	1-0	1-0	0-0	0-0

Score by Periods

Team	1st	2nd	OT	TOT
UCF	195	181	0	376
Opponents	196	214	0	410

Team Box Score

No.	Player				Total		3-Point		F-Throw		Rebounds													
		GP-GS	MIN	AVG	FG-FGA	FG%	3FG-3FGA	3FG%	FT-FTA	FT%	OFF	DEF	TOT	AVG	PF	DQ	A	TO	BLK	STL	PTS	AVG		
4	HALL, Keyshawn	5-5	163:39	32.7	30-68	.441	10-27	.370	25-30	.833	10	20	30	6.0	9	0	12	9	5	8	95	19.0		
3	JOHNSON, Darius	5-5	160:43	32.1	23-55	.418	10-28	.357	18-21	.857	6	17	23	4.6	12	0	13	16	2	14	74	14.8		
0	IVY-CURRY, Jordan	5-5	142:54	28.6	17-48	.354	11-34	.324	15-16	.938	3	14	17	3.4	10	0	8	8	0	6	60	12.0		
52	THIAM, Moustapha	5-5	121:25	24.3	15-27	.556	2-6	.333	6-11	.545	10	12	22	4.4	18	1	2	7	10	1	38	7.6		
6	COLEMAN, Dallan "Deebo"	5-4	117:48	23.6	8-23	.348	7-13	.538	7-8	.875	3	18	21	4.2	6	0	5	7	0	3	30	6.0		
24	SELLERS, Jaylin	3-1	47:08	15.7	7-14	.500	2-5	.400	2-2	1.000	1	3	4	1.3	3	0	3	6	0	1	18	6.0		
5	WILLIAMS, Benny	5-0	69:42	13.9	8-19	.421	2-6	.333	3-6	.500	3	8	11	2.2	6	0	8	1	3	4	21	4.2		
7	JOHNSON, Dior	4-0	30:43	7.7	5-11	.455	0-0	.000	2-2	1.000	1	2	3	0.8	5	0	6	1	0	0	12	3.0		
1	WILLIAMS, Mikey	5-0	41:19	8.3	5-13	.385	0-3	.000	5-6	.833	1	2	3	0.6	1	0	4	3	0	0	15	3.0		
35	JOCIUS, Rokas	5-0	45:31	9.1	4-13	.308	1-4	.250	1-1	1.000	2	2	4	0.8	7	0	1	2	1	0	10	2.0		
2	TAYLOR, JJ	4-0	33:55	8.5	0-7	.000	0-5	.000	3-7	.429	3	3	6	1.5	4	0	2	3	0	0	3	0.8		
20	WARAKULNUKROH, Poohpha	1-0	00:59	1.0	0-0	.000	0-0	.000	0-0	.000	0	0	0	0.0	0	0	0	1	0	0	0	0.0		
15	HENDRICKS, Tyler	2-0	10:54	5.5	0-4	.000	0-1	.000	0-0	.000	1	2	3	1.5	1	0	0	0	2	0	0	0.0		
22	MACHOWSKI, Nils	2-0	13:19	6.7	0-2	.000	0-1	.000	0-0	.000	0	3	3	1.5	0	0	0	1	0	0	0	0.0		
Team											11	6	17					2						
Total		5	1000		122-304	.401	45-133	.338	87-110	.791	55	112	167	33.4	82	1	64	67	23	37	376	75.2		
Opponents		5	1000		150-317	.473	34-95	.358	76-99	.768	64	135	199	39.8	89	3	85	73	24	37	410	82.0		

Team Statistics

	UCF	OPP
Scoring	376	410
Points per game	75.2	82.0
Scoring margin	-6.8	-
Field goals-att	122-304	150-317
Field goal pct	.401	.473
3 point fg-att	45-133	34-95
3-point FG pct	.338	.358
3-pt FG made per game	9.0	6.8
Free throws-att	87-110	76-99
Free throw pct	.791	.768
F-Throws made per game	17.4	15.2
Rebounds	167	199
Rebounds per game	33.4	39.8
Rebounding margin	-6.4	-
Assists	64	85
Assists per game	12.8	17.0
Turnovers	67	73
Turnovers per game	13.4	14.6
Turnover margin	+1.2	-
Assist/turnover ratio	1.0	1.2
Steals	37	37
Steals per game	7.4	7.4
Blocks	23	24
Blocks per game	4.6	4.8
Winning streak	0	-
Home win streak	1	-
Attendance	24028	25806
Home games-Avg/Game	3-8009	2-12903
Neutral site-Avg/Game	-	0-0

Team Results

Date	Opponent		Score	Att.
12/21/2024	Jacksonville	W	86-66	6155
12/31/2024	at Texas Tech	W	87-83	12767
01/05/2025	Kansas	L	48-99	9669
01/08/2025	Colorado	W	75-74	8204
01/11/2025	at Arizona	L	80-88	13039

UCF GAME-BY-GAME STATISTICS

				Total		3-Pointers		Free throws		Rebounds											
Opponent	Date	Score		FG-FGA	PCT	3FG-3FGA	PCT	FT-FTA	PCT	OFF	DEF	TOT	AVG	PF	A	TO	BLK	STL	PTS	AVG	
Texas A&M	11/04/2024	64-61	W	17-50	.340	8-26	.308	22-31	.710	8	27	35	35.0	17	13	11	10	9	64	64.0	
Purdue Fort Wayne	11/08/2024	75-68	W	25-59	.424	2-20	.100	23-30	.767	15	29	44	39.5	11	13	13	3	8	75	69.5	
Fla. Atlantic	11/12/2024	100-94	W	32-60	.533	13-28	.464	23-25	.920	9	27	36	38.3	23	20	16	4	6	100	79.7	
Tennessee Tech	11/19/2024	80-69	W	30-70	.429	9-23	.391	11-15	.733	22	30	52	41.8	18	18	13	0	7	80	79.8	
vs Wisconsin	11/22/2024	70-86	L	21-62	.339	2-17	.118	26-37	.703	13	28	41	41.6	17	10	10	3	5	70	77.8	
vs LSU	11/24/2024	102-109	Lot3	37-90	.411	10-34	.294	18-25	.720	21	30	51	43.2	24	16	16	7	15	102	81.8	
Milwaukee	11/27/2024	84-76	W	30-63	.476	11-24	.458	13-16	.813	7	24	31	41.4	12	17	8	3	6	84	82.1	
California Baptist	12/01/2024	74-59	W	24-53	.453	8-21	.381	18-26	.692	7	24	31	40.1	15	16	11	5	11	74	81.1	
Tarleton St.	12/08/2024	66-51	W	19-53	.358	9-31	.290	19-22	.864	16	21	37	39.8	13	14	17	6	12	66	79.4	
vs Tulsa	12/14/2024	88-75	W	31-67	.463	8-22	.364	18-24	.750	15	22	37	39.5	20	19	5	7	5	88	80.3	
Jacksonville	12/21/2024	86-66	W	27-46	.587	10-17	.588	22-25	.880	5	26	31	38.7	14	17	18	4	12	86	80.8	
at Texas Tech	12/31/2024	87-83	W	29-56	.518	10-23	.435	19-22	.864	9	25	34	38.3	18	9	14	2	4	87	81.3	
Kansas	01/05/2025	48-99	L	14-68	.206	7-30	.233	13-18	.722	12	20	32	37.8	9	11	14	7	7	48	78.8	
Colorado	01/08/2025	75-74	W	22-56	.393	10-28	.357	21-28	.750	9	19	28	37.1	21	12	12	7	9	75	78.5	
at Arizona	01/11/2025	80-88	L	30-78	.385	8-35	.229	12-17	.706	20	22	42	37.5	20	15	9	3	5	80	78.6	
Total		1179		388-931	.417	125-379	.330	278-361	.770	188	374	562	37.5	252	220	187	71	121	1179	78.6	
Opponents		1158		417-952	.438	121-349	.347	203-278	.730	190	381	571	38.1	284	219	219	53	104	1158	77.2	

UCF Averages

Games Played	Points/game	FG Pct	3FG Pct	FT Pct	Rebounds/game	Assists/game	Turnovers/game	Assist/Turnover ratio	Steals/game	Blocks/game
15	78.6	41.7	33.0	77.0	37.5	14.7	12.5	1.2	8.1	4.7

OPPONENT GAME-BY-GAME STATISTICS

				Total		3-Pointers		Free throws		Rebounds											
Opponent	Date	Score		FG-FGA	PCT	3FG-3FGA	PCT	FT-FTA	PCT	OFF	DEF	TOT	AVG	PF	A	TO	BLK	STL	PTS	AVG	
Texas A&M	11/04/2024	64-61	W	23-63	.365	7-23	.304	8-14	.571	16	27	43	43.0	24	13	12	3	4	61	61.0	
Purdue Fort Wayne	11/08/2024	75-68	W	28-65	.431	8-29	.276	4-7	.571	9	21	30	36.5	20	8	13	3	4	68	64.5	
Fla. Atlantic	11/12/2024	100-94	W	29-64	.453	14-34	.412	22-29	.759	10	19	29	34.0	18	17	13	3	10	94	74.3	
Tennessee Tech	11/19/2024	80-69	W	21-57	.368	10-30	.333	17-22	.773	10	19	29	32.8	16	12	10	3	7	69	73.0	
vs Wisconsin	11/22/2024	70-86	L	32-66	.485	10-31	.323	12-16	.750	8	31	39	34.0	26	21	13	3	5	86	75.6	
vs LSU	11/24/2024	102-109	Lot3	38-88	.432	12-36	.333	21-29	.724	21	35	56	37.7	20	16	17	4	11	109	81.2	
Milwaukee	11/27/2024	84-76	W	30-65	.462	8-22	.364	8-14	.571	14	27	41	38.1	13	14	15	2	5	76	80.4	
California Baptist	12/01/2024	74-59	W	20-57	.351	6-21	.286	13-13	1.000	12	25	37	38.0	19	6	19	3	6	59	77.8	
Tarleton St.	12/08/2024	66-51	W	22-53	.415	3-7	.429	4-9	.444	14	21	35	37.7	20	10	23	3	11	51	74.8	
vs Tulsa	12/14/2024	88-75	W	24-57	.421	9-21	.429	18-26	.692	12	21	33	37.2	19	17	11	2	4	75	74.8	
Jacksonville	12/21/2024	86-66	W	23-56	.411	6-20	.300	14-18	.778	8	16	24	36.0	20	11	17	4	12	66	74.0	
at Texas Tech	12/31/2024	87-83	W	33-72	.458	3-16	.188	14-18	.778	17	21	38	36.2	17	13	10	5	6	83	74.8	
Kansas	01/05/2025	48-99	L	42-83	.506	9-23	.391	6-10	.600	22	41	63	38.2	14	30	10	12	6	99	76.6	
Colorado	01/08/2025	75-74	W	24-46	.522	7-13	.538	19-24	.792	6	27	33	37.9	22	15	22	2	8	74	76.4	
at Arizona	01/11/2025	80-88	L	28-60	.467	9-23	.391	23-29	.793	11	30	41	38.1	16	16	14	1	5	88	77.2	
Total		1158		417-952	.438	121-349	.347	203-278	.730	190	381	571	38.1	284	219	219	53	104	1158	77.2	
UCF		1179		388-931	.417	125-379	.330	278-361	.770	188	374	562	37.5	252	220	187	71	121	1179	78.6	

Opponents Averages

Games Played	Points/game	FG Pct	3FG Pct	FT Pct	Rebounds/game	Assists/game	Turnovers/game	Assist/Turnover ratio	Steals/game	Blocks/game
15	77.2	43.8	34.7	73.0	38.1	14.6	14.6	1.0	6.9	3.5

MISCELLANEOUS GAME-BY-GAME STATISTICS

Date	Opp.	W/L, Score	Points in Paint			Pts Off TOs			2nd Chance Pts			Fast Break Pts			Bench		
			UCF	Opp.	Diff.	UCF	Opp.	Diff.	UCF	Opp.	Diff.	UCF	Opp.	Diff.	UCF	Opp.	Diff.
Nov. 4	#13/15 Texas A&M	W, 64-61	14	32	-18	4	13	-9	9	19	-10	6	6	0	12	20	-8
Nov. 8	Purdue Fort Wayne	W, 75-68	36	40	-4	15	7	+8	15	11	+4	12	4	+8	20	21	-1
Nov. 12	Florida Atlantic	W, 100-94	32	26	+6	16	20	-4	16	16	0	8	11	-3	28	31	-3
Nov. 19	Tennessee Tech	W, 80-69	36	20	+16	13	15	-2	27	5	+22	21	14	+7	20	13	+7
Nov. 22	vs. #19/25 Wisconsin	L, 86-70	32	38	-6	12	12	0	13	7	+6	12	10	+2	30	27	+3
Nov. 24	vs. LSU	L, 109-102 (3OT)	42	50	-8	18	21	-3	15	19	-4	17	25	-8	22	21	+1
Nov. 27	Milwaukee	W, 84-76	28	40	-12	16	8	+8	5	17	-12	7	13	-6	24	14	+10
Dec. 1	California Baptist	W, 74-59	26	28	-2	21	8	+13	10	9	+1	13	4	+9	27	15	+12
Dec. 8	Tarleton State	W, 66-51	12	32	-20	26	22	+4	17	9	+8	13	7	+6	14	8	+6
Dec. 14	vs. Tulsa	W, 88-75	44	24	+20	11	12	-1	25	13	+12	15	14	+1	15	18	-3
Dec. 21	Jacksonville	W, 86-66	28	32	-4	17	25	-8	10	12	-2	15	8	+7	19	27	-8
Dec. 31	at Texas Tech	W, 87-83	28	52	-24	16	16	0	9	18	-9	2	6	-4	15	23	-8
Jan. 5	#7/7 Kansas	L, 99-48	10	62	-52	3	18	-15	16	37	-21	9	9	0	20	42	-22
Jan. 8	Colorado	W, 75-74	20	28	-8	24	10	+14	9	2	+7	9	8	+1	6	13	-7
Jan. 11	at Arizona	L, 88-80	36	32	+4	18	9	+9	23	12	+11	13	8	+5	24	28	-4
Jan. 14	at Arizona State																
Jan. 18	Houston																
Jan. 21	at Iowa State																
Jan. 25	TCU																
Jan. 28	at Kansas																
Feb. 1	BYU																
Feb. 5	Cincinnati																
Feb. 8	at Baylor																
Feb. 11	Iowa State																
Feb. 15	at Colorado																
Feb. 19	at Oklahoma State																
Feb. 23	Utah																
Feb. 26	Kansas State																
March 1	at TCU																
March 5	Oklahoma State																
March 8	at West Virginia																
TOTALS			424	536	-112	230	216	+14	219	206	+13	172	147	+25	296	321	-25

LEADERS

Points

##	Player	G	Pts	Pts/G
4	Hall, Keyshawn	15	241	16.1
3	Johnson, Darius	15	224	14.9
0	Ivy-Curry, Jordan	15	220	14.7
52	Thiam, Moustapha	14	106	7.6
6	Coleman, Dallan "Deebo"	15	99	6.6
5	Williams, Benny	15	88	5.9
2	Taylor, JJ	13	58	4.5
35	Jocius, Rokas	15	43	2.9
7	Johnson, Dior	14	42	3.0
24	Sellers, Jaylin	3	18	6.0
22	Machowski, Nils	12	17	1.4
1	Williams, Mikey	5	15	3.0
15	Hendricks, Tyler	7	8	1.1

Scoring Average

##	Player	G	Pts	Pts/G
4	Hall, Keyshawn	15	241	16.1
3	Johnson, Darius	15	224	14.9
0	Ivy-Curry, Jordan	15	220	14.7
52	Thiam, Moustapha	14	106	7.6
6	Coleman, Dallan "Deebo"	15	99	6.6
24	Sellers, Jaylin	3	18	6.0
5	Williams, Benny	15	88	5.9
2	Taylor, JJ	13	58	4.5
7	Johnson, Dior	14	42	3.0
1	Williams, Mikey	5	15	3.0
35	Jocius, Rokas	15	43	2.9
22	Machowski, Nils	12	17	1.4
15	Hendricks, Tyler	7	8	1.1

Field Goal Percentage

##	Player	FG	Att	Pct
35	Jocius, Rokas	19	37	.514
24	Sellers, Jaylin	7	14	.500
52	Thiam, Moustapha	41	84	.488
5	Williams, Benny	35	73	.479
7	Johnson, Dior	15	34	.441
3	Johnson, Darius	68	163	.417
4	Hall, Keyshawn	77	189	.407
0	Ivy-Curry, Jordan	67	167	.401
1	Williams, Mikey	5	13	.385
6	Coleman, Dallan "Deebo"	31	82	.378
15	Hendricks, Tyler	3	8	.375
2	Taylor, JJ	15	50	.300
22	Machowski, Nils	5	17	.294

Field Goal Attempts

##	Player	G	Att	Att/G
4	Hall, Keyshawn	15	189	12.6
0	Ivy-Curry, Jordan	15	167	11.1
3	Johnson, Darius	15	163	10.9
52	Thiam, Moustapha	14	84	6.0
6	Coleman, Dallan "Deebo"	15	82	5.5

Field Goals Made

##	Player	G	Made	Made/G
4	Hall, Keyshawn	15	77	5.1
3	Johnson, Darius	15	68	4.5
0	Ivy-Curry, Jordan	15	67	4.5
52	Thiam, Moustapha	14	41	2.9
5	Williams, Benny	15	35	2.3

3-Point FG Percentage

##	Player	3FG	Att	Pct
3	Johnson, Darius	38	90	.422
24	Sellers, Jaylin	2	5	.400
0	Ivy-Curry, Jordan	33	98	.337
5	Williams, Benny	5	15	.333
6	Coleman, Dallan "Deebo"	15	46	.326
4	Hall, Keyshawn	17	57	.298
22	Machowski, Nils	2	7	.286
52	Thiam, Moustapha	4	15	.267
2	Taylor, JJ	6	26	.231
7	Johnson, Dior	1	5	.200
35	Jocius, Rokas	2	10	.200

3-Point FG Attempts

##	Player	G	Att	Att/G
0	Ivy-Curry, Jordan	15	98	6.5
3	Johnson, Darius	15	90	6.0
4	Hall, Keyshawn	15	57	3.8
6	Coleman, Dallan "Deebo"	15	46	3.1
2	Taylor, JJ	13	26	2.0

3-Point FG Made

##	Player	G	Made	Made/G
3	Johnson, Darius	15	38	2.5
0	Ivy-Curry, Jordan	15	33	2.2
4	Hall, Keyshawn	15	17	1.1
6	Coleman, Dallan "Deebo"	15	15	1.0
2	Taylor, JJ	13	6	0.5



LEADERS

Free Throw Percentage

##	Player	Made	Att	Pct
24	Sellers, Jaylin	2	2	1.000
35	Jocius, Rokas	3	3	1.000
7	Johnson, Dior	11	12	.917
0	Ivy-Curry, Jordan	53	61	.869
1	Williams, Mikey	5	6	.833
3	Johnson, Darius	50	61	.820
4	Hall, Keyshawn	70	88	.795
6	Coleman, Dallan "Deebo"	22	29	.759
22	Machowski, Nils	5	7	.714
52	Thiam, Moustapha	20	30	.667
2	Taylor, JJ	22	34	.647
5	Williams, Benny	13	22	.591
15	Hendricks, Tyler	2	4	.500

Rebounds

##	Player	G	Reb	Reb/G
4	Hall, Keyshawn	15	98	6.5
52	Thiam, Moustapha	14	71	5.1
6	Coleman, Dallan "Deebo"	15	61	4.1
3	Johnson, Darius	15	59	3.9
0	Ivy-Curry, Jordan	15	52	3.5

Rebounds Average

##	Player	G	Reb	Reb/G
4	Hall, Keyshawn	15	98	6.5
52	Thiam, Moustapha	14	71	5.1
6	Coleman, Dallan "Deebo"	15	61	4.1
3	Johnson, Darius	15	59	3.9
0	Ivy-Curry, Jordan	15	52	3.5

Offensive Rebounds

##	Player	G	OReb	OReb/G
52	Thiam, Moustapha	14	27	1.9
4	Hall, Keyshawn	15	26	1.7
6	Coleman, Dallan "Deebo"	15	20	1.3
5	Williams, Benny	15	18	1.2
0	Ivy-Curry, Jordan	15	16	1.1

Defensive Rebounds

##	Player	G	DReb	DReb/G
4	Hall, Keyshawn	15	72	4.8
3	Johnson, Darius	15	47	3.1
52	Thiam, Moustapha	14	44	3.1
6	Coleman, Dallan "Deebo"	15	41	2.7
0	Ivy-Curry, Jordan	15	36	2.4

Fouls

##	Player	G	PF	PF/G
52	Thiam, Moustapha	14	46	3.3
3	Johnson, Darius	15	35	2.3
4	Hall, Keyshawn	15	33	2.2
0	Ivy-Curry, Jordan	15	30	2.0
5	Williams, Benny	15	23	1.5

Foul Outs

##	Player	G	FO
52	Thiam, Moustapha	14	3
4	Hall, Keyshawn	15	1

Free Throw Attempts

##	Player	G	Att	Att/G
4	Hall, Keyshawn	15	88	5.9
3	Johnson, Darius	15	61	4.1
0	Ivy-Curry, Jordan	15	61	4.1
2	Taylor, JJ	13	34	2.6
52	Thiam, Moustapha	14	30	2.1

Free Throws Made

##	Player	G	Made	Made/G
4	Hall, Keyshawn	15	70	4.7
0	Ivy-Curry, Jordan	15	53	3.5
3	Johnson, Darius	15	50	3.3
6	Coleman, Dallan "Deebo"	15	22	1.5
2	Taylor, JJ	13	22	1.7

Assists

##	Player	G	Ast	Ast/G
3	Johnson, Darius	15	59	3.9
0	Ivy-Curry, Jordan	15	37	2.5
4	Hall, Keyshawn	15	34	2.3
7	Johnson, Dior	14	17	1.2
5	Williams, Benny	15	16	1.1

Steals

##	Player	G	Stl	Stl/G
3	Johnson, Darius	15	43	2.9
0	Ivy-Curry, Jordan	15	21	1.4
6	Coleman, Dallan "Deebo"	15	15	1.0
4	Hall, Keyshawn	15	13	0.9
5	Williams, Benny	15	8	0.5

Blocked Shots

##	Player	G	Blk	Blk/G
52	Thiam, Moustapha	14	35	2.5
5	Williams, Benny	15	12	0.8
4	Hall, Keyshawn	15	8	0.5
3	Johnson, Darius	15	4	0.3
35	Jocius, Rokas	15	4	0.3

Minutes

##	Player	G	Min	Min/G
3	Johnson, Darius	15	518	34:30
4	Hall, Keyshawn	15	477	31:49
0	Ivy-Curry, Jordan	15	463	30:50
6	Coleman, Dallan "Deebo"	15	353	23:34
52	Thiam, Moustapha	14	338	24:10

Turnovers

##	Player	G	TO	TO/G
3	Johnson, Darius	15	43	2.9
4	Hall, Keyshawn	15	33	2.2
0	Ivy-Curry, Jordan	15	23	1.5
52	Thiam, Moustapha	14	18	1.3
2	Taylor, JJ	13	13	1.0

UCF GAME HIGHS

POINTS	102		vs LSU (N) (11/24/2024)
	100		Fla. Atlantic (11/12/2024)
	88		vs Tulsa (N) (12/14/2024)
	87		at Texas Tech (12/31/2024)
	86		Jacksonville (12/21/2024)
FIELD GOALS MADE	37		vs LSU (N) (11/24/2024)
	32		Fla. Atlantic (11/12/2024)
FIELD GOAL ATTEMPTS	90		vs LSU (N) (11/24/2024)
	78		at Arizona (01/11/2025)
FIELD GOAL PERCENTAGE	.587	(27-46)	Jacksonville (12/21/2024)
	.533	(32-60)	Fla. Atlantic (11/12/2024)
3 PT FG MADE	13		Fla. Atlantic (11/12/2024)
	11		Milwaukee (11/27/2024)
3 PT FG ATTEMPTS	35		at Arizona (01/11/2025)
	34		vs LSU (N) (11/24/2024)
3 PT FG PERCENTAGE	.588	(10-17)	Jacksonville (12/21/2024)
	.464	(13-28)	Fla. Atlantic (11/12/2024)
FREE THROWS MADE	26		vs Wisconsin (N) (11/22/2024)
	23		Fla. Atlantic (11/12/2024)
	23		Purdue Fort Wayne (11/08/2024)
FREE THROW ATTEMPTS	37		vs Wisconsin (N) (11/22/2024)
	31		Texas A&M (11/04/2024)
FREE THROW PERCENTAGE	.920	(23-25)	Fla. Atlantic (11/12/2024)
	.880	(22-25)	Jacksonville (12/21/2024)
REBOUNDS	52		Tennessee Tech (11/19/2024)
	51		vs LSU (N) (11/24/2024)
ASSISTS	20		Fla. Atlantic (11/12/2024)
	19		vs Tulsa (N) (12/14/2024)
STEALS	15		vs LSU (N) (11/24/2024)
	12		Jacksonville (12/21/2024)
	12		Tarleton St. (12/08/2024)
BLOCKED SHOTS	10		Texas A&M (11/04/2024)
	7		Colorado (01/08/2025)
	7		Kansas (01/05/2025)
	7		vs Tulsa (N) (12/14/2024)
	7		vs LSU (N) (11/24/2024)
TURNOVERS	18		Jacksonville (12/21/2024)
	17		Tarleton St. (12/08/2024)
FOULS	24		vs LSU (N) (11/24/2024)
	23		Fla. Atlantic (11/12/2024)

OPPONENT GAME HIGHS

POINTS	109		vs LSU (N) (11/24/2024)
	99		Kansas (01/05/2025)
	94		Fla. Atlantic (11/12/2024)
	88		at Arizona (01/11/2025)
	86		vs Wisconsin (N) (11/22/2024)
FIELD GOALS MADE	42		Kansas (01/05/2025)
	38		vs LSU (N) (11/24/2024)
FIELD GOAL ATTEMPTS	88		vs LSU (N) (11/24/2024)
	83		Kansas (01/05/2025)
FIELD GOAL PERCENTAGE	.522	(24-46)	Colorado (01/08/2025)
	.506	(42-83)	Kansas (01/05/2025)
3 PT FG MADE	14		Fla. Atlantic (11/12/2024)
	12		vs LSU (N) (11/24/2024)
3 PT FG ATTEMPTS	36		vs LSU (N) (11/24/2024)
	34		Fla. Atlantic (11/12/2024)
3 PT FG PERCENTAGE	.538	(7-13)	Colorado (01/08/2025)
	.429	(9-21)	vs Tulsa (N) (12/14/2024)
	.429	(3-7)	Tarleton St. (12/08/2024)
FREE THROWS MADE	23		at Arizona (01/11/2025)
	22		Fla. Atlantic (11/12/2024)
FREE THROW ATTEMPTS	29		at Arizona (01/11/2025)
	29		vs LSU (N) (11/24/2024)
	29		Fla. Atlantic (11/12/2024)
FREE THROW PERCENTAGE	1.000	(13-13)	California Baptist (12/01/2024)
	.793	(23-29)	at Arizona (01/11/2025)
REBOUNDS	63		Kansas (01/05/2025)
	56		vs LSU (N) (11/24/2024)
ASSISTS	30		Kansas (01/05/2025)
	21		vs Wisconsin (N) (11/22/2024)
STEALS	12		Jacksonville (12/21/2024)
	11		Tarleton St. (12/08/2024)
	11		vs LSU (N) (11/24/2024)
BLOCKED SHOTS	12		Kansas (01/05/2025)
	5		at Texas Tech (12/31/2024)
TURNOVERS	23		Tarleton St. (12/08/2024)
	22		Colorado (01/08/2025)
FOULS	26		vs Wisconsin (N) (11/22/2024)
	24		Texas A&M (11/04/2024)

UCF GAME LOWS

POINTS	48		Kansas (01/05/2025)
	64		Texas A&M (11/04/2024)
	66		Tarleton St. (12/08/2024)
	70		vs Wisconsin (N) (11/22/2024)
	74		California Baptist (12/01/2024)
FIELD GOALS MADE	14		Kansas (01/05/2025)
	17		Texas A&M (11/04/2024)
FIELD GOAL ATTEMPTS	46		Jacksonville (12/21/2024)
	50		Texas A&M (11/04/2024)
FIELD GOAL PERCENTAGE	.206	(14-68)	Kansas (01/05/2025)
	.339	(21-62)	vs Wisconsin (N) (11/22/2024)
3 PT FG MADE	2		vs Wisconsin (N) (11/22/2024)
	2		Purdue Fort Wayne (11/08/2024)
3 PT FG ATTEMPTS	17		Jacksonville (12/21/2024)
	17		vs Wisconsin (N) (11/22/2024)
3 PT FG PERCENTAGE	.100	(2-20)	Purdue Fort Wayne (11/08/2024)
	.118	(2-17)	vs Wisconsin (N) (11/22/2024)
FREE THROWS MADE	11		Tennessee Tech (11/19/2024)
	12		at Arizona (01/11/2025)
FREE THROW ATTEMPTS	15		Tennessee Tech (11/19/2024)
	16		Milwaukee (11/27/2024)
FREE THROW PERCENTAGE	.692	(18-26)	California Baptist (12/01/2024)
	.703	(26-37)	vs Wisconsin (N) (11/22/2024)
REBOUNDS	28		Colorado (01/08/2025)
	31		Jacksonville (12/21/2024)
	31		California Baptist (12/01/2024)
	31		Milwaukee (11/27/2024)
ASSISTS	9		at Texas Tech (12/31/2024)
	10		vs Wisconsin (N) (11/22/2024)
STEALS	4		at Texas Tech (12/31/2024)
	5		at Arizona (01/11/2025)
	5		vs Tulsa (N) (12/14/2024)
	5		vs Wisconsin (N) (11/22/2024)
BLOCKED SHOTS	0		Tennessee Tech (11/19/2024)
	2		at Texas Tech (12/31/2024)
TURNOVERS	5		vs Tulsa (N) (12/14/2024)
	8		Milwaukee (11/27/2024)
FOULS	9		Kansas (01/05/2025)
	11		Purdue Fort Wayne (11/08/2024)

OPPONENT GAME LOWS

POINTS	51		Tarleton St. (12/08/2024)
	59		California Baptist (12/01/2024)
	61		Texas A&M (11/04/2024)
	66		Jacksonville (12/21/2024)
	68		Purdue Fort Wayne (11/08/2024)
FIELD GOALS MADE	20		California Baptist (12/01/2024)
	21		Tennessee Tech (11/19/2024)
FIELD GOAL ATTEMPTS	46		Colorado (01/08/2025)
	53		Tarleton St. (12/08/2024)
FIELD GOAL PERCENTAGE	.351	(20-57)	California Baptist (12/01/2024)
	.365	(23-63)	Texas A&M (11/04/2024)
3 PT FG MADE	3		at Texas Tech (12/31/2024)
	3		Tarleton St. (12/08/2024)
3 PT FG ATTEMPTS	7		Tarleton St. (12/08/2024)
	13		Colorado (01/08/2025)
3 PT FG PERCENTAGE	.188	(3-16)	at Texas Tech (12/31/2024)
	.276	(8-29)	Purdue Fort Wayne (11/08/2024)
FREE THROWS MADE	4		Tarleton St. (12/08/2024)
	4		Purdue Fort Wayne (11/08/2024)
FREE THROW ATTEMPTS	7		Purdue Fort Wayne (11/08/2024)
	9		Tarleton St. (12/08/2024)
FREE THROW PERCENTAGE	.444	(4-9)	Tarleton St. (12/08/2024)
	.571	(8-14)	Milwaukee (11/27/2024)
	.571	(8-14)	Texas A&M (11/04/2024)
	.571	(4-7)	Purdue Fort Wayne (11/08/2024)
REBOUNDS	24		Jacksonville (12/21/2024)
	29		Tennessee Tech (11/19/2024)
	29		Fla. Atlantic (11/12/2024)
ASSISTS	6		California Baptist (12/01/2024)
	8		Purdue Fort Wayne (11/08/2024)
STEALS	4		vs Tulsa (N) (12/14/2024)
	4		Purdue Fort Wayne (11/08/2024)
	4		Texas A&M (11/04/2024)
BLOCKED SHOTS	1		at Arizona (01/11/2025)
	2		Colorado (01/08/2025)
	2		vs Tulsa (N) (12/14/2024)
	2		Milwaukee (11/27/2024)
TURNOVERS	10		Kansas (01/05/2025)
	10		at Texas Tech (12/31/2024)
	10		Tennessee Tech (11/19/2024)
FOULS	13		Milwaukee (11/27/2024)
	15		Kansas (01/05/2025)

UCF PLAYER GAME HIGHS

POINTS	28		Darius Johnson vs Milwaukee (11/27/2024)
	27		Darius Johnson vs LSU (N) (11/24/2024)
	26		Keyshawn Hall vs Fla. Atlantic (11/12/2024)
	24		Darius Johnson at Texas Tech (12/31/2024)
	24		Darius Johnson vs Texas A&M (11/04/2024)
FIELD GOALS MADE	9		Keyshawn Hall at Texas Tech (12/31/2024)
	9		Darius Johnson vs Milwaukee (11/27/2024)
	9		Keyshawn Hall vs Fla. Atlantic (11/12/2024)
FIELD GOAL ATTEMPTS	22		Keyshawn Hall vs LSU (N) (11/24/2024)
	19		Darius Johnson at Arizona (01/11/2025)
FIELD GOAL PERCENTAGE (min 5 made)	.750	(6-8)	Dallan "Deebo" Coleman vs Tulsa (N) (12/14/2024)
	.714	(5-7)	Keyshawn Hall vs Jacksonville (12/21/2024)
3 PT FG MADE	8		Darius Johnson vs Milwaukee (11/27/2024)
	5		Jordan Ivy-Curry vs Jacksonville (12/21/2024)
	5		Jordan Ivy-Curry vs LSU (N) (11/24/2024)
	5		Darius Johnson vs Texas A&M (11/04/2024)
3 PT FG ATTEMPTS	12		Jordan Ivy-Curry vs LSU (N) (11/24/2024)
	11		Darius Johnson vs Texas A&M (11/04/2024)
3 PT FG PERCENTAGE (min 2 made)	1.000	(4-4)	Keyshawn Hall at Texas Tech (12/31/2024)
	1.000	(3-3)	Dallan "Deebo" Coleman vs Kansas (01/05/2025)
FREE THROWS MADE	10		Keyshawn Hall vs Jacksonville (12/21/2024)
	8		Darius Johnson at Texas Tech (12/31/2024)
	8		Jordan Ivy-Curry vs Purdue Fort Wayne (11/08/2024)
	8		Keyshawn Hall vs Purdue Fort Wayne (11/08/2024)
FREE THROW ATTEMPTS	11		Keyshawn Hall vs Jacksonville (12/21/2024)
	10		Darius Johnson at Texas Tech (12/31/2024)
	10		Darius Johnson vs LSU (N) (11/24/2024)
FREE THROW PERCENTAGE (min 3 made)	1.000	(8-8)	Jordan Ivy-Curry vs Purdue Fort Wayne (11/08/2024)
	1.000	(7-7)	Jordan Ivy-Curry at Texas Tech (12/31/2024)
	1.000	(6-6)	Dallan "Deebo" Coleman vs Tulsa (N) (12/14/2024)
	1.000	(6-6)	Jordan Ivy-Curry vs Fla. Atlantic (11/12/2024)
	1.000	(5-5)	Darius Johnson vs Fla. Atlantic (11/12/2024)
	1.000	(4-4)	Darius Johnson vs Jacksonville (12/21/2024)
	1.000	(4-4)	Darius Johnson vs Tarleton St. (12/08/2024)
	1.000	(4-4)	Benny Williams vs California Baptist (12/01/2024)
	1.000	(3-3)	JJ Taylor vs Milwaukee (11/27/2024)
	1.000	(3-3)	Jordan Ivy-Curry vs Tennessee Tech (11/19/2024)
REBOUNDS	12		Keyshawn Hall vs Purdue Fort Wayne (11/08/2024)
	10		Moustapha Thiam at Arizona (01/11/2025)
	10		Keyshawn Hall vs LSU (N) (11/24/2024)
ASSISTS	8		Darius Johnson vs LSU (N) (11/24/2024)
	7		Darius Johnson vs Tarleton St. (12/08/2024)
	7		Darius Johnson vs Purdue Fort Wayne (11/08/2024)
STEALS	7		Darius Johnson vs California Baptist (12/01/2024)
	5		Darius Johnson vs Jacksonville (12/21/2024)
	5		Dallan "Deebo" Coleman vs LSU (N) (11/24/2024)
	5		Darius Johnson vs LSU (N) (11/24/2024)
BLOCKED SHOTS	6		Moustapha Thiam vs Tarleton St. (12/08/2024)
	6		Moustapha Thiam vs Texas A&M (11/04/2024)
TURNOVERS	5		Darius Johnson vs Kansas (01/05/2025)
	5		Darius Johnson vs Tarleton St. (12/08/2024)
	5		Keyshawn Hall vs Fla. Atlantic (11/12/2024)
	5		Keyshawn Hall vs Purdue Fort Wayne (11/08/2024)



OPPONENT PLAYER GAME HIGHS

POINTS	33		Dominique Daniels Jr. vs California Baptist (12/01/2024)
	27		Hunter Dickinson vs Kansas (01/05/2025)
	26		Julian Hammond III vs Colorado (01/08/2025)
	26		JT Toppin at Texas Tech (12/31/2024)
	25		Jordan Sears vs LSU (N) (11/24/2024)
FIELD GOALS MADE	12		Hunter Dickinson vs Kansas (01/05/2025)
	11		JT Toppin at Texas Tech (12/31/2024)
	11		Dominique Daniels Jr. vs California Baptist (12/01/2024)
FIELD GOAL ATTEMPTS	25		Dominique Daniels Jr. vs California Baptist (12/01/2024)
	19		JT Toppin at Texas Tech (12/31/2024)
	19		Cam Carter vs LSU (N) (11/24/2024)
FIELD GOAL PERCENTAGE (min 5 made)	1.000	(6-6)	Federiko Federiko at Texas Tech (12/31/2024)
	1.000	(5-5)	Eric Mulder vs Purdue Fort Wayne (11/08/2024)
3 PT FG MADE	6		Keaston Willis vs Tulsa (N) (12/14/2024)
	6		Jordan Sears vs LSU (N) (11/24/2024)
3 PT FG ATTEMPTS	15		Jordan Sears vs LSU (N) (11/24/2024)
	11		Wade Taylor IV vs Texas A&M (11/04/2024)
3 PT FG PERCENTAGE (min 2 made)	1.000	(4-4)	Rylan Griffen vs Kansas (01/05/2025)
	1.000	(3-3)	Bubu Benjamin vs Tarleton St. (12/08/2024)
	1.000	(2-2)	Shakeel Moore vs Kansas (01/05/2025)
FREE THROWS MADE	9		Anthony Dell'Orso at Arizona (01/11/2025)
	8		Julian Hammond III vs Colorado (01/08/2025)
	8		Dominique Daniels Jr. vs California Baptist (12/01/2024)
FREE THROW ATTEMPTS	9		Anthony Dell'Orso at Arizona (01/11/2025)
	9		Julian Hammond III vs Colorado (01/08/2025)
FREE THROW PERCENTAGE (min 3 made)	1.000	(9-9)	Anthony Dell'Orso at Arizona (01/11/2025)
	1.000	(8-8)	Dominique Daniels Jr. vs California Baptist (12/01/2024)
	1.000	(5-5)	Elijah Hawkins at Texas Tech (12/31/2024)
	1.000	(4-4)	Jaylon Johnson vs Tennessee Tech (11/19/2024)
	1.000	(4-4)	Niccolo Moretti vs Fla. Atlantic (11/12/2024)
	1.000	(3-3)	Hunter Dickinson vs Kansas (01/05/2025)
	1.000	(3-3)	Chance McMillian at Texas Tech (12/31/2024)
	1.000	(3-3)	Chris Arias vs Jacksonville (12/21/2024)
	1.000	(3-3)	Matthew Reed vs Tulsa (N) (12/14/2024)
REBOUNDS	13		Kendal Coleman vs California Baptist (12/01/2024)
	13		Jalen Reed vs LSU (N) (11/24/2024)
ASSISTS	8		Zeke Mayo vs Kansas (01/05/2025)
	7		Dwon Odom vs Tulsa (N) (12/14/2024)
	7		Wade Taylor IV vs Texas A&M (11/04/2024)
STEALS	8		Izzy Miles vs Tarleton St. (12/08/2024)
	4		Jakari Spence vs Jacksonville (12/21/2024)
	4		Jaylon Johnson vs Tennessee Tech (11/19/2024)
BLOCKED SHOTS	6		Flory Bidunga vs Kansas (01/05/2025)
	4		JT Toppin at Texas Tech (12/31/2024)
TURNOVERS	8		Keitenn Bristow vs Tarleton St. (12/08/2024)
	6		RJ Smith vs Colorado (01/08/2025)

NUMERICAL ROSTER

No.	Name	Pos.	Ht.	Wt.	Yr.	Hometown / High School (Previous Schools)
0	Jordan Ivy-Curry	G	6-3	177	5th	La Marque, Texas / La Marque (UTSA/Pacific)
1	Mikey Williams	G	6-3	193	R-Fr.	San Diego, Calif. / San Ysidro (Memphis)
2	JJ Taylor	F	6-8	196	So.	Chicago, Ill. / San Ysidro (Memphis)
3	Darius Johnson	G	6-1	200	Sr.	Boyd's, Md. / Episcopal [Va.]
4	Keyshawn Hall	G/F	6-7	235	Jr.	Cleveland, Ohio / Denver Prep (George Mason/UNLV)
5	Benny Williams	F	6-10	217	Sr.	Bowie, Md. / IMG Academy (Syracuse)
6	Dallan 'Deebo' Coleman	G	6-6	220	Sr.	Memphis, Tenn. / West Nassau [Callahan, Fla.] (Georgia Tech)
7	Dior Johnson	G	6-3	182	R-So.	Kingston, N.Y. / Southern California Academy (Clarendon College/Pitt)
8	Elijah Hulsewe	C	7-0	270	Jr.	Orlando, Fla. / Windermere Prep (Bethune-Cookman)
11	Cameron Simpson	G	6-7	180	Fr.	Orlando, Fla. / Oak Ridge
15	Tyler Hendricks	G	6-6	190	R-So.	Fort Lauderdale, Fla. / Calvary Christian Academy
20	Poohpha Warakulnukroh	G	5-11	177	R-Jr.	Bangkok, Thailand / Montverde Academy
22	Nils Machowski	G	6-3	183	So.	Berlin, Germany / Paul-Natorp Gymnasium
24	Jaylin Sellers	G	6-4	205	Sr.	Columbus, Ga. / Carver Montgomery (Ball State)
35	Rokas Jocius	F	6-10	240	Jr.	Kaunas, Lithuania / Vilnius "Ozo" Gimnazija (La Salle)
52	Moustapha Thiam	C	7-2	235	Fr.	Dakar, Senegal / DME Academy

ALPHABETICAL ROSTER

No.	Name	Pos.	Ht.	Wt.	Yr.	Hometown / High School (Previous Schools)
6	Dallan 'Deebo' Coleman	G	6-6	220	Sr.	Memphis, Tenn. / West Nassau [Callahan, Fla.] (Georgia Tech)
4	Keyshawn Hall	G/F	6-7	235	Jr.	Cleveland, Ohio / Denver Prep (George Mason/UNLV)
15	Tyler Hendricks	G	6-6	190	R-So.	Fort Lauderdale, Fla. / Calvary Christian Academy
8	Elijah Hulsewe	C	7-0	270	Jr.	Orlando, Fla. / Windermere Prep (Bethune-Cookman)
0	Jordan Ivy-Curry	G	6-3	177	5th	La Marque, Texas / La Marque (UTSA/Pacific)
35	Rokas Jocius	F	6-10	240	Jr.	Kaunas, Lithuania / Vilnius "Ozo" Gimnazija (La Salle)
3	Darius Johnson	G	6-1	200	Sr.	Boyd's, Md. / Episcopal [Va.]
7	Dior Johnson	G	6-3	182	R-So.	Kingston, N.Y. / Southern California Academy (Clarendon College/Pitt)
22	Nils Machowski	G	6-3	183	So.	Berlin, Germany / Paul-Natorp Gymnasium
24	Jaylin Sellers	G	6-4	205	Sr.	Columbus, Ga. / Carver Montgomery (Ball State)
11	Cameron Simpson	G	6-7	180	Fr.	Orlando, Fla. / Oak Ridge
2	JJ Taylor	F	6-8	196	So.	Chicago, Ill. / San Ysidro (Memphis)
52	Moustapha Thiam	C	7-2	235	Fr.	Dakar, Senegal / DME Academy
20	Poohpha Warakulnukroh	G	5-11	177	R-Jr.	Bangkok, Thailand / Montverde Academy
5	Benny Williams	F	6-10	217	Sr.	Bowie, Md. / IMG Academy (Syracuse)
1	Mikey Williams	G	6-3	193	R-Fr.	San Diego, Calif. / San Ysidro (Memphis)

COACHING AND SUPPORT STAFF

Head Coach	Johnny Dawkins (Duke, 1986) - Ninth Season
Associate Head Coach	Robbie Laing (Troy, 1982) - Ninth Season
Associate Head Coach	Mamadou N'Diaye (Auburn, 2000) - Fourth Season
Assistant Coach/Recruiting Coordinator	Tyson Waterman (Winthrop, 2000) - Second Season
Assistant Coach	Adam Hood (Air Force, 2008) - First Season
Special Assistant to the Head Coach	Kelvin Johnson (Richmond, 1985) - Eighth Season
Video Coordinator/Assistant Director of Operations	Jeff Chapman (Wichita State, 2016) - First Season
Executive Assistant	Kylee Pufko (Miami, 2023) - First Season
Head Strength Coach	Charles Stephenson (Virginia, 1989) - Fourth Season
Athletic Trainer	Matthew Kabay (Waynesburg, 2014) - First Season
Assoc. Director of Equipment	John Whitford (Manchester, 1995) - 22nd Season

PRONUNCIATION GUIDE

#	Player Name	First Name	Last Name
6	Dallan Coleman	Dale-an	--
8	Elijah Hulsewe	--	Hul-SUHway
20	Poohpha Warakulnukroh	Pooh-pa	War-uh-COOL-nuh-crow
22	Nils Machowski	Kneels	Mah-hoff-ski
35	Rokas Jocius	Row-cuss	Yacht-suess
52	Moustapha Thiam	Moo-staa-faa	Chee-om
AHC	Robbie Laing	--	Lang
AHC	Mamadou N'Diaye	Mom-uh-doo	N-jai

BREAKDOWN BY CLASS

5th Year	Jordan Ivy-Curry (G)
Senior	Dallan 'Deebo' Coleman (G) Darius Johnson (G) Jaylin Sellers (G) Benny Williams (F)
Junior	Keyshawn Hall (G/F) Elijah Hulsewe (C) Rokas Jocius (F) Poohpha Warakulnukroh (G) *
Sophomore	Tyler Hendricks (G) *
Freshman	Moustapha Thiam (C) Cameron Simpson (G) Mikey Williams (G) *

* - Have utilized a redshirt

BREAKDOWN BY LOCATION

Florida	3
Tyler Hendricks (Fort Lauderdale)	
Elijah Hulsewe (Orlando)	
Cameron Simpson (Orlando)	
Maryland	2
Darius Johnson (Boyd's)	
Benny Williams (Bowie)	
California	1
Mikey Williams (San Diego)	
Georgia	1
Jaylin Sellers (Columbus)	
Illinois	1
JJ Taylor (Chicago)	
New York	1
Dior Johnson (Kingston)	
Ohio	1
Keyshawn Hall (Cleveland)	
Tennessee	1
Dallan 'Deebo' Coleman (Memphis)	
Texas	1
Jordan Ivy-Curry (La Marque)	
International Knights	
Germany	1
Nils Machowski (Berlin)	
Lithuania	1
Rokas Jocius (Kaunas)	
Senegal	1
Moustapha Thiam (Dakar)	
Thailand	1
Poohpha Warakulnukroh (Bangkok)	

NUMERICAL ROSTER

Moustapha Thiam	7'2"
Elijah Hulsewe	7'0"
Rokas Jocius	6'10"
Benny Williams	6'10"
JJ Taylor	6'8"
Keyshawn Hall	6'7"
Cameron Simpson	6'7"
Dallan 'Deebo' Coleman	6'6"
Tyler Hendricks	6'6"
Jaylin Sellers	6'4"
Jordan Ivy-Curry	6'3"
Dior Johnson	6'3"
Nils Machowski	6'3"
Mikey Williams	6'3"
Darius Johnson	6'1"
Poohpha Warakulnukroh	5'11"




TV ROSTER



#0 - Jordan Ivy-Curry
G • 5th • 6-3
La Marque, Texas



#1 - Mikey Williams
G • R-Fr. • 6-3
San Diego, Calif.



#2 - JJ Taylor
F • So. • 6-8
Chicago, Ill.



#3 - Darius Johnson
G • Sr. • 6-1
Boyds, Md.



#4 - Keyshawn Hall
G/F • Jr. • 6-7
Cleveland, Ohio



#5 - Benny Williams
F • Sr. • 6-10
Bowie, Md.



#6 - Dallan 'Deebo' Coleman
G • Sr. • 6-6
Memphis, Tenn.



#7 - Dior Johnson
G • R-So. • 6-3
Kingston, N.Y.



#8 - Elijah Hulsewe
C • Jr. • 7-0
Orlando, Fla.



#11 - Cameron Simpson
G • Fr. • 6-7
Orlando, Fla.




#15 - Tyler Hendricks
G • R-So. • 6-6
Fort Lauderdale, Fla.



#20 - Poohpha Warakulnukroh
G • R-Jr. • 5-11
Bangkok, Thailand



#22 - Nils Machowski
G • So. • 6-3
Berlin, Germany



#24 - Jaylin Sellers
G • Sr. • 6-4
Columbus, Ga.



#35 - Rokas Jocius
F • Jr. • 6-10
Kaunas, Lithuania



#52 - Moustapha Thiam
C • Fr. • 7-2
Dakar, Senegal



Johnny Dawkins
Head Coach
Ninth Season



Robbie Laing
Associate Head Coach
Ninth Season



Mamadou N'Diaye
Associate Head Coach
Fourth Season



Tyson Waterman
Assistant Coach/Recruiting Coordinator
Second Season



Adam Hood
Assistant Coach
First Season



Kelvin Johnson
Special Assistant to the Head Coach
Eighth Season