

KANSAS

#KUBball

f /KANSASBASKETBALL

@KUHOOPS

@KUHOOPS

JANUARY 28, 2025 | UCF | GAME NOTES

KANSAS COMMUNICATIONS

JAYHAWKS

14-5
OVERALL5-3
BIG 1211/11
RANKING (AP/COACHES)

VS

13-6
OVERALL4-4
BIG 12-/-
RANKING (AP/COACHES)

KNIGHTS

Bill Self
HEAD COACH602-148 (.803)
RECORD AT KANSAS, 22ND SEASONJohnny Dawkins
HEAD COACH161-109 (.596)
RECORD AT UCF, NINTH SEASON

RECORD (14-5, 5-3 -- H: 9-2; A: 3-3; N: 2-0)

Date	Rnk	Rnk	Opponent	TV	Time/Result
NOVEMBER (7-0)					
4	1	-	HOWARD	ESPN+	W, 87-57
8	1	9	NORTH CAROLINA	ESPN2	W, 92-89
12	1	rv	vs. Michigan State#	ESPN	W, 77-69
16	1	-	OAKLAND	ESPN+	W, 78-57
19	1	-	UNCW	ESPN+	W, 84-66
26	1	11	vs. Duke%	ESPN	W, 75-72
30	1	rv	FURMAN	ESPN+	W, 86-51
DECEMBER (2-3)					
4	1	rv	at Creighton-	FS1	L, 63-76
8	1	-	at Missouri	ESPN2	L, 67-76
14	10	-	NC STATE	ESPN	W, 75-60
22	8	-	BROWN	ESPN	W, 87-53
31	7	rv	WEST VIRGINIA*	ESPN+	L, 61-62
JANUARY (5-2)					
5	7	-	at UCF*	ESPN+	W, 99-48
8	11	-	ARIZONA STATE*	ESPN2	W, 74-55
11	11	rv	at Cincinnati*	ESPN+	W, 54-40
15	9	2	at Iowa State*	ESPN2	L, 57-74
18	9	-	KANSAS STATE*	CBS	W, 84-74
22	12	-	at TCU*	ESPN2	W, 74-61
25	12	7	HOUSTON*	ESPN	L, 86-92 (2ot)
28	11	-	UCF*	ESPN+	7 p.m.
FEBRUARY (0-0)					
1	11	rv	at Baylor*	ESPN	3 p.m.
3	-	-	IOWA STATE*	ESPN	8 p.m.
8	-	-	at Kansas State*	ESPN	1 p.m.
11	-	-	COLORADO*	ESPN/2	8 p.m.
15	-	-	at Utah*	ESPN	9 p.m.
18	-	-	at BYU*	ESPN/2	8 p.m.
22	-	-	OKLAHOMA STATE*	CBS	3 p.m.
24	-	-	at Colorado*	ESPN	10 p.m.
MARCH (0-0)					
1	-	-	TEXAS TECH*	ESPN/2	1 p.m.
3	-	-	at Houston*	ESPN	8 p.m.
8	-	-	ARIZONA*	ESPN	3 p.m.
11-15	-	-	Big 12 Championship&	TBA	TBA

All times Central and subject to change; **Home Games in ALL CAPS and bold**; Rank: Associated Press Top 25 Poll; #State Farm Champions Classic; %Vegas Showdown; -Big 12-Big EAST Battle; Big 12 Championship; *Big 12 Conference game

GAME
20

UCF AT #11/11 KANSAS

Lawrence, Kan. * Allen Fieldhouse (15,300)
Tuesday, January 28, 2025 * 7 p.m. (CT)



Play-by-Play: Mark Neely
Analyst: Jerod Haase
Producer: Tom Scofield
Director: Tyler Honeycutt



Radio: Jayhawk Radio Network
Webcast: KUAthletics.com/Radio
Play-by-Play: Brian Hanni
Analyst: Greg Gurley
Producer/Engineer: Steve Kincaid

TIPOFF

- No. 11/11 Kansas (14-5, 5-3 Big 12) hosts UCF (13-6, 4-4 Big 12) on Tuesday, Jan. 28. The contest from Allen Fieldhouse will start at 7 p.m. CT and be televised on ESPN+ with Mark Neely and former KU guard Jerod Haase calling the action. Haase played at Kansas for three seasons, from 1995-97, and scored 1,264 career points. He ranks 10th on the KU career three-point field goals made list at 461, 14th in steals (174) and 21st in assists (343).
- Sponsored by Coaches vs. Cancer and the American Cancer Society, Jan. 27-Feb. 2 is Suits And Sneakers week. The annual week-long event encourages cancer screening and bringing awareness to the fight against cancer.
- Kansas is coming off a 92-86 double overtime loss to No. 7 Houston on Jan. 25. UCF ended a two-game losing streak with an 85-58 win against TCU on Jan. 25.
- Kansas is 126-21 (85.7%) following a loss in the Bill Self era, including 3-1 this season.
- The Kansas and UCF series is tied at 1-1 and this will be the first meeting in Lawrence. Kansas won the last meeting, 99-48, on Jan. 5, 2025, in Orlando. The 51-point KU win was the largest margin of victory in the Big 12 era.
- Kansas is No. 8 in the NET report by the NCAA through games of Jan. 26. The No. 8 rank is third in the Big 12 behind No. 3 Houston and No. 6 Iowa State. Kansas' strength of schedule is No. 8 nationally, which is second in the league (Arizona State at No. 6).
- Kansas leads the Big 12, and is ninth nationally, in assist-to-turnover ratio at 1.67. KU is second in the league, and ninth nationally, in assists per game at 18.3.
- Graduate C Hunter Dickinson is first in the Big 12 in double-doubles with nine, which is 11th nationally. He is second in the Big 12 and 12th nationally in rebounds per game at 10.1 rpg.
- Graduate G Dajuan Harris Jr. is second in the Big 12 and ninth nationally in assist-to-turnover ratio at 3.44. Harris is third in the conference, 27th nationally, with 5.8 assists per game. Harris had a career-high 12 assists with one turnover against Houston (1/25).

SERIES AT A GLANCE

OVERALL	TIED 1-1 (0-0 IN LAWRENCE)
Current streak	Kansas, 1 win
Last Meeting	Kansas, 99-48 (1.5.25, in Orlando)



76.8	POINTS PER GAME	79.5
48.1	FG%	42.3
33.5	3FG%	34.8
71.8	FT%	77.0
39.2	REBOUNDS PER GAME	37.2
18.3	ASSISTS PER GAME	14.6
4.8	BLOCKS PER GAME	4.6
6.5	STEALS PER GAME	7.4
64.8	SCORING DEFENSE	78.0
38.2	FG% DEFENSE	44.4
28.8	3FG% DEFENSE	33.9
+5.6	REBOUND MARGIN	-1.1
1.7	AST-TO RATIO	1.2

COMMUNICATIONS

CHRIS THEISEN

Assistant AD for Communications
e theisen@ku.edu
c 785.331.9356

MAX AEBERSOLD

Communications Graduate Assistant
e max.aebersold@ku.edu
c 913.991.2711

Follow @KUSTatsInfo for more Kansas Men's Basketball notes in-game and throughout the season

LAST GAME STARTERS

0 MOORE GR • GUARD	1 DICKINSON GR • CENTER	3 HARRIS GR • GUARD	5 MAYO SR • GUARD	40 BIDUNGA FR • FORWARD
MIN 16.1	MIN 29.6	MIN 32.0	MIN 30.7	MIN 15.9
PPG 4.9	PPG 15.8	PPG 9.6	PPG 14.9	PPG 7.1
FG% 47.8	FG% 53.4	FG% 44.1	FG% 46.0	FG% 78.7
3FG% 37.5	REB 10.1	AST 5.8	3FG% 36.0	REB 5.6
AST 1.4	BLK 1.4	AST/TO RATIO 3.4	AST 2.8	BLK 1.4

SELF-DOMINANCE

NATIONAL CHAMPIONS 1923 1952 1988 2008

38

WHILE AT KANSAS, SELF HAS COACHED 38 PLAYERS WHO HAVE PLAYED IN THE NBA, INCLUDING EIGHT WHO HAVE WON AT LEAST ONE NBA TITLE. SELF HAS ALSO PRODUCED 12 NBA LOTTERY PICKS AND 18 FIRST-ROUND SELECTIONS AT KU.

.626

BILL SELF IS 134-80 (.626) AGAINST AP TOP 25 OPPONENTS WHILE AT KANSAS. FOR HIS CAREER, SELF'S WINNING PERCENTAGE AGAINST AP TOP 25 TEAMS IS .626, WHICH RANKS THIRD ALL-TIME IN DIVISION I HISTORY.

25

WHILE AT KU, SELF HOLDS A 25-5 (.833) RECORD AGAINST AP TOP 10 OPPONENTS AT HOME. SELF HAS COACHED KU TO WINS IN 19 OF THE LAST 22 HOME CONTESTS, INCLUDING A STRETCH OF NINE STRAIGHT.

231

A STREAK THAT BEGAN ON 2/2/09 AND SPANNED 433 GAMES TO 2/1/20, KANSAS WAS LISTED ON THE ASSOCIATED PRESS TOP 25 POLL FOR 231 CONSECUTIVE WEEKS. THIS IS AN NCAA RECORD FOR MOST CONSECUTIVE WEEKS RANKED IN THE AP TOP 25.

602/809

WITH THE 77-69 WIN OVER MICHIGAN STATE ON NOV. 12, 2024, BILL SELF BECAME THE WINNINGEST HEAD COACH IN KANSAS HISTORY, SURPASSING PHOG ALLEN'S 590 WINS. SELF EARNED CAREER WIN NO. 800 AGAINST UNCW ON NOV. 19, 2024.

52

WHILE AT KANSAS, COACH SELF IS 52-33 (.612) AGAINST AP TOP 10 TEAMS. SELF RANKS FIRST ALL-TIME SINCE 1996-97 AMONGST COACHES AGAINST AP TOP 10 TEAMS AT A SINGLE SCHOOL.



NUMERICAL ROSTER

NO.	NAME	HT.	WT.	POS.	YR.	EXP.	HOMETOWN / HIGH SCHOOL / PREVIOUS SCHOOL
0	Shakeel Moore	6-1	190	G	Gr.	TR	Greensboro, N.C. / Moravian Prep/ N.C. State / Mississippi State
1	Hunter Dickinson	7-2	260	C	Gr.	1L	Alexandria, Va. / DeMatha Catholic HS / Michigan
2	AJ Storr	6-7	205	G	Jr.	TR	Rockford, Ill. / IMG Academy (Fla.) / St. John's / Wisconsin
3	Dajuan Harris Jr.	6-2	170	G	Gr.	4L	Columbia, Mo. / Rock Bridge HS
4	Rakease Passmore	6-5	185	G	Fr.	HS	Palatka, Fla. / Combine Academy (N.C.)
5	Zeke Mayo	6-4	185	G	Sr.	TR	Lawrence, Kan. / Lawrence HS / South Dakota State
6	Rylan Griffen	6-6	190	G	Jr.	TR	Dallas, Texas / Richardson HS / Alabama
7	Noah Shelby	6-3	185	G	Jr.	TR	McKinney, Texas / Greenhill School / Vanderbilt / Rice
8	David Coit	5-11	175	G	Sr.	TR	Columbus, N.J. / Scotland Campus Sports / Atlantic Cape CC / Northern Illinois
11	Jamari McDowell	6-4	180	G	So.	1L	Houston, Texas / Manvel HS
12	Wilder Evers	6-4	195	G	RS-So.	1L	Birmingham, Ala. / Oak Mountain HS
13	Elmarko Jackson	6-3	195	G	So.	1L	Marlton, N.J. / South Kent School (Conn.)
14	Patrick Cassidy	6-1	185	G	Sr.	1L	Columbus, Kan. / Columbus Unified HS
15	Will Thengvall	6-3	185	G	Fr.	HS	Wichita, Kan. / Kapaun Mount Carmel Catholic HS
22	Dillon Wilhite	6-9	240	F	RS-Jr.	2L	San Diego, Calif. / Cathedral Catholic HS
24	KJ Adams	6-7	235	F	Sr.	3L	Austin, Texas / Westlake HS
25	Justin Cross	6-8	200	F	Jr.	TR	Oak Park, Ill. / Oak Park River Forest HS / John A. Logan College
40	Flory Bidunga	6-9	220	F	Fr.	HS	Democratic Republic of Congo / Kokomo HS (Ind.)
41	Zach Clemence	6-11	230	F	RS-Jr.	2L	San Antonio, Texas / Sunrise Christian Academy (Kan.)
	Bryson Tiller	6-10	240	F	Fr.	HS	Atlanta, Ga. / Overtime Elite

SOCIAL

TWITTER (X)	INSTAGRAM
@TheShakeelMoore	shakeelmoore
@H_Dickinson24	hunter.dickinson1
@storr_aj	theajstorr_
@DajuanH10	dajuanharr1s
@rakease	nba.kease
@zekexmayo	zekexmayo
@GriffenRylan	rylan.03
@NoahShelby_	noahshelby
@diggycoit11	diggycoit
@jamari_mcdowell	_jammarii
@EversWilder	wilderevers
@ElmarkoJ	elmarkojackson
@patrickrcassidy	patrickcassidy14
@WillThengvall	will.thengvall
@dillonwilhite	dillon.wilhite
@kj_axt	kjxadams
@JCross_4	justin.cross4
@FBidunga	flory_bidunga
@BIGZTEXAS	zachery_clemence
@brysontiller_11	btiller

ALPHABETICAL ROSTER

NO.	NAME	POS.	HT.	WT.	YR.	EXP.	HOMETOWN / HIGH SCHOOL / PREVIOUS SCHOOL
24	KJ Adams	6-7	235	F	Sr.	3L	Austin, Texas / Westlake HS
40	Flory Bidunga	6-9	220	F	Fr.	HS	Democratic Republic of Congo / Kokomo HS (Ind.)
14	Patrick Cassidy	6-1	185	G	Sr.	1L	Columbus, Kan. / Columbus Unified HS
41	Zach Clemence	6-11	230	F	RS-Jr.	2L	San Antonio, Texas / Sunrise Christian Academy (Kan.)
8	David Coit	5-11	175	G	Sr.	TR	Columbus, N.J. / Scotland Campus Sports / Atlantic Cape CC / Northern Illinois
25	Justin Cross	6-8	200	F	Jr.	TR	Oak Park, Ill. / Oak Park River Forest HS / John A. Logan College
1	Hunter Dickinson	7-2	260	C	Gr.	1L	Alexandria, Va. / DeMatha Catholic HS / Michigan
12	Wilder Evers	6-4	195	G	RS-So.	1L	Birmingham, Ala. / Oak Mountain HS
6	Rylan Griffen	6-6	190	G	Jr.	TR	Dallas, Texas / Richardson HS / Alabama
3	Dajuan Harris Jr.	6-2	170	G	Gr.	4L	Columbia, Mo. / Rock Bridge HS
13	Elmarko Jackson	6-3	195	G	So.	1L	Marlton, N.J. / South Kent School (Conn.)
5	Zeke Mayo	6-4	185	G	Sr.	TR	Lawrence, Kan. / Lawrence HS / South Dakota State
11	Jamari McDowell	6-4	180	G	So.	1L	Houston, Texas / Manvel HS
0	Shakeel Moore	6-1	190	G	Gr.	TR	Greensboro, N.C. / Moravian Prep/ N.C. State / Mississippi State
4	Rakease Passmore	6-5	185	G	Fr.	HS	Palatka, Fla. / Combine Academy (N.C.)
7	Noah Shelby	6-3	185	G	Jr.	TR	McKinney, Texas / Greenhill School / Vanderbilt / Rice
2	AJ Storr	6-7	205	G	Jr.	TR	Rockford, Ill. / IMG Academy (Fla.) / St. John's / Wisconsin
15	Will Thengvall	6-3	185	G	Fr.	HS	Wichita, Kan. / Kapaun Mount Carmel Catholic HS
	Bryson Tiller	6-10	240	F	Fr.	HS	Atlanta, Ga. / Overtime Elite
22	Dillon Wilhite	6-9	240	F	RS-Jr.	2L	San Diego, Calif. / Cathedral Catholic HS

COACHING STAFF

NAME	POSITION // YEAR AT KU
Bill Self	Head Coach // 22nd
Kurtis Townsend	Assistant Coach // 21st
Norm Roberts	Assistant Coach // 14th
Jeremy Case	Assistant Coach // 10th
Joe Dooley	Assistant Coach // 13th
Chase Buford	Assistant Coach // 1st
Fred Quartlebaum	Dir. of Basketball Operations // 12th
Brennan Bechard	Dir. of Scouting // 14th
Dr. Ramsey Nijem	Dr. of Sport Performance// 6th
Doc Sadler	Senior Advisor // 3rd

ALMA MATER // YEAR
Oklahoma State // 1985
Western Kentucky // 1982
Queens College // 1987
Kansas // 2007
George Washington // 1988
Kansas // 2011
Fordham // 1989
Kansas // 2009
UC Santa Barbara // 2012
Arkansas // 1982

PRONUNCIATIONS

Flory BIDUNGA.....	Be-DUNE-guh
Wilder EVERS.....	.EE-vers
RAKEASE Passmore.....	.ra-KEESE
Will THENGVALL.....	THIN-guh-vall
Dillon WILHITE.....	.WILL-Height

2024-25 ACCOLADES

TEAM

Preseason No. 1 in Associated Press Poll
Preseason No. 1 in USA TODAY Coaches Poll
Preseason No. 1 in Big 12 Conference Coaches' Poll

KJ ADAMS

Wooden Award Preseason Top 50 Watch List

HUNTER DICKINSON

Wooden Award Midseason Top 25 Watch List
Big 12 Player of the Week (12.16.24)
Big 12 Player of the Week (11.18.24)
Big 12 Player of the Week (11.11.24)
Wooden Award Preseason Top 50 Watch List
NABC Player of the Year Preseason Watch List (1 of 20)
Kareem Abdul-Jabbar Center of the Year Watch List (1 of 20)
Naismith Trophy Player of the Year Watch List
Associated Press Preseason All-America
FOX Sports Preseason All-America
CBS Sports Preseason All-America
Blue Ribbon College Basketball Yearbook Preseason All-America
Big 12 Preseason Player of the Year
Preseason All-Big 12 (unanimous selection)

DAJUAN HARRIS JR.

Wooden Award Preseason Top 50 Watch List
Naismith Trophy Player of the Year Watch List
Bob Cousy Award Watch List (1 of 20)
Preseason All-Big 12 Second Team

ZEKE MAYO

co-Big 12 Newcomer of the Week (12.16.24)
co-Big 12 Newcomer of the Week (11.11.24)
Jerry West Award Watch List (1 of 20)

AJ STORR

Wooden Award Preseason Top 50 Watch List
Naismith Trophy Player of the Year Watch List
Julius Erving Award Watch List (1 of 20)

ASSOCIATED PRESS (AP)

JAN. 27, 2025

RANK	SCHOOL (FIRST PLACE VOTES)	RECORD	POINTS
1	Auburn (62)	18-1	1550
2	Duke	17-2	1484
3	Iowa State	17-2	1404
4	Alabama	17-3	1342
5	Florida	18-2	1278
6	Houston	16-3	1242
7	Michigan State	17-2	1170
8	Tennessee	17-3	1149
9	Marquette	17-3	1068
10	Purdue	16-5	892
11	KANSAS	14-5	877
12	Kentucky	14-5	858
13	Texas A&M	15-5	775
14	Mississippi State	16-4	715
15	St. John's	17-3	588
16	Oregon	16-4	448
17	Wisconsin	16-4	440
18	Illinois	14-6	384
19	Memphis	16-4	383
20	Missouri	16-4	352
21	Louisville	15-5	346
22	Texas Tech	15-4	308
23	Ole Miss	15-5	215
24	Vanderbilt	16-4	132
25	UConn	14-6	131

OTHERS RECEIVING VOTES: Michigan 129, Maryland 116, Utah State 99, Clemson 92, Arizona 47, Saint Mary's 45, Gonzaga 34, Texas 22, Creighton 12, Baylor 8, VCU 4, New Mexico 4, West Virginia 3, Oklahoma 2, Bradley 1, UCLA 1

USA TODAY (COACHES)

JAN. 27, 2025

RANK	SCHOOL (FIRST PLACE VOTES)	RECORD	POINTS
1	Auburn (31)	18-1	775
2	Duke	17-2	741
3	Iowa State	17-2	689
4	Alabama	17-3	676
5	Houston	16-3	635
6	Florida	18-2	634
7	Michigan State	17-2	583
8	Tennessee	17-3	564
9	Marquette	17-3	536
10	Purdue	16-5	476
11	KANSAS	14-5	429
12	Kentucky	14-5	399
13	Mississippi State	16-4	324
14	St. John's	17-3	318
15	Texas A&M	15-5	310
16	Memphis	16-4	242
17	Wisconsin	16-4	214
18	Oregon	16-4	201
19	Texas Tech	15-4	169
20	Illinois	14-6	166
21	Missouri	16-4	163
22	Louisville	15-5	162
23	Ole Miss	15-5	104
24	UConn	14-6	100
25	Clemson	17-4	96

OTHERS RECEIVING VOTES: Michigan 67, Gonzaga 55, Maryland 50, Vanderbilt 44, Saint Mary's 41, Arizona 41, Utah State 22, Creighton 18, West Virginia 17, Georgia 6, Baylor 4, New Mexico 3, UC Irvine 1

WEEK-BY-WEEK RANKINGS

WEEK	AP	COACHES	NCAA NET
Preseason	1 (30)	1 (15)	-
Nov. 11	1 (44)	1 (21)	
Nov. 18	1 (49)	1 (25)	-
Nov. 25	1 (51)	1 (25)	-
Dec. 2	1 (35)	1 (19)	9
Dec. 9	10	10	17
Dec. 16	8	8	16
Dec. 23	7	7	12
Dec. 30	7	7	15
Jan. 6	11	12	10
Jan. 13	9	10	8
Jan. 20	12	11	9
Jan. 27	11	11	8

() - First place votes in parenthesis

RANKINGS BREAKDOWN

	AP	COACHES
Weeks in Top 25	873 (315)	645 (401)
Weeks in Top 10	647 (313)	515 (312)
Weeks in Top 5	414 (203)	339 (196)
Weeks at No. 1	81 (42)	74 (43)
Current Consecutive Weeks in Top 25	77 (77)	75 (75)
Most Consecutive Weeks in Top 25	231* (231*)	238* (238*)
Most Consecutive Weeks at No. 1	15 (9)	15 (9)
W-L vs Top 25	259-215 (128-71)	-
Home vs Top 25	108-52 (62-11)	-
Away vs Top 25	57-88 (28-33)	-
Neutral vs Top 25	93-75 (37-27)	-
W-L vs Top 10	112-119 (52-32)	-
Home vs Top 10	43-34 (23-5)	-
Away vs Top 10	22-41 (11-12)	-
Neutral vs Top 10	47-44 (18-15)	-

() - Bill Self era in parenthesis

* Longest in the NCAA DI history

ABOUT KANSAS

No. 11/11 Kansas (14-5, 5-3 Big 12) is coming off a 92-86 double overtime loss to No. 7 Houston on Jan. 25.

Kansas is 9-2 in Allen Fieldhouse this season and averages 76.8 points per game with a +12.0 scoring margin. KU pulls down 38.2 rebounds per contest with a +5.6 rebound margin. Kansas is making 48.1% from the field, including 33.5% from three-point range. KU leads the Big 12 and ranks ninth nationally in assist-to-turnover ratio at 1.67. KU is second in the conference and nationally in assists per game at 18.3 and also second in the league and 12th nationally field goal percentage defense at 38.2%. KU also averages 6.5 steals and 4.8 blocked shots per game.

Graduate C Hunter Dickinson leads Kansas in scoring at 15.8 ppg and rebounding at 10.1 rpg, which is second in the Big 12 and is 12th nationally. A three-time Big 12 Player of the Week, Dickinson is also first in the Big 12 in double-doubles (9), which is 11th nationally. Dickinson is second on the team 26 blocked shots and is also second on the team with 22 steals. Senior G Zeke Mayo is next in scoring at 14.9 points per contest and he leads Kansas with 41 threes made. Mayo has scored 20 or more points in five games this season. A two-time Big 12 Newcomer of the Week, Mayo is second on the team with 54 assists and pulls down 4.3 rebounds per contest. Graduate G Dajuan Harris Jr. is a four-year starter who is averaging 9.6 points per game. Harris is coming off a career-high 12 assists against Houston (1/25). He is second in the Big 12 in assist-to-turnover ratio at 3.44, which is ninth nationally, and third in the conference in assists per game at 5.8, which is 27th nationally. Senior F KJ Adams is a starter who is scoring 8.2 points per game. Adams pulls down 4.6 rebounds per game and has 37 assists and 16 blocked shots. Adams has missed the last three games with a shoulder injury.

Coming off a career-high 19 points scored against Houston (1/25), freshman F Flory Bidunga leads Kansas with 27 blocked shots, including four at TCU (1/22). Bidunga is second on the team with a 5.6 rebound average, scores 7.1 points per game and is shooting 78.7 percent (59-for-75) from the field. Junior G Rylan Griffen was 5-for-6 from three-point range against Houston (1/25), scoring a KU career-high 17 points. Griffen, who has started seven games this season, is second on the team with 25 threes and is averaging 6.9 points per contest. Junior G AJ Storr had a 12-point effort at TCU (1/22), which included 10 second-half points. Storr has started four games and he is scoring 6.6 points per contest. Graduate G Shakeel Moore (4.9 ppg) has started the last seven games for Kansas and is averaging 7.1 ppg, 2.1 assists and 1.0 steals in that span. Senior G David Coit has three starts and he is tied with Harris for third on the team with 18 threes made. Coit averages 4.2 points per game. Other KU regulars include redshirt-junior F Zach Clemence (1.4 ppg) and freshman G Rakease Passmore (1.1 ppg).

ABOUT UCF

Located in Orlando, Florida, UCF snapped a two-game losing streak with an 85-58 win against TCU on Jan. 25. The Knights are coached by Johnny Dawkins who is 161-109 in his ninth season at UCF and 317-224 in his 17th season overall.

UCF is 2-2 in true road games this season and 3-4 in games not played at Addition Financial Arena. Overall, the Knights average 79.5 points per game with a plus-1.5 scoring margin. UCF pulls down 37.2 rebounds per contest. UCF ranks third in the Big 12 and 17th nationally in free throws made per game at 18.0 and its 77.9 free throw percentage is second in the conference, 33rd nationally. The Knights make 8.8 threes per contest and also average 14.6 assists, 7.4 steals and 4.6 blocked shots per contest.

Three Knights average 14 points or more led by junior G/F Keyshawn Hall at 17.2 points per contest, which is third in the Big 12. Hall also leads UCF in rebounds with a 6.8 per game average and is tied for second on the team with 47 assists. Fifth-year G Jordan Ivy-Curry is next in scoring at 14.7 points per game and he is second on the team with 46 threes made, 47 assists (tied) and 29 steals. Senior G Darius Johnson leads UCF with 47 threes made,

78 assists and 46 steals. Johnson’s 2.42 steals per game lead the Big 12 and are 14th nationally. Freshman C Moustapha Thiam (8.8 ppg) ranks second in the Big 12, seventh nationally, in blocked shots per game at 2.6. His 5.3 rebounds per game are second on the team. Senior G Jaylin Sellers (6.7 ppg) has played in just three games this season. Senior G Dallan “Deebo” Coleman is a starter who averages 6.7 points and 4.5 rebounds per game. Other UCF regulars include sophomore F JJ Taylor (5.1 ppg), senior F Benny Williams (5.0 ppg), redshirt-freshman G Mikey Williams (3.1 ppg), redshirt-sophomore G Dior Johnson (2.7 ppg), junior F Rokas Jocius (2.4 ppg) and sophomore G Nils Machowski (1.4 ppg).

THE KANSAS-UCF SERIES

This two-game series dates back to last season when UCF joined the Big 12 Conference. UCF won last year’s meeting with Kansas, 65-60, on Jan. 10, 2024, in Orlando. Earlier this season, Kansas won the second meeting between the schools, 99-48, on Jan. 5, 2025, in Orlando. Both meetings were played in Addition Financial Arena. KU’s 51-point win, on Jan. 8, is the widest margin of victory by a road team in Big 12 history.

Kansas-UCF Series (tied, 1-1)

01/10/2024..... Orlando.....L...60-65
01/05/2025..... Orlando.....W...99-48

A KANSAS WIN WOULD...

Make Kansas 15-5 on the season and 6-3 in Big 12 play ... Improve Kansas to 127-21 following a loss under Bill Self, including 4-1 this season ... Make the Kansas-UCF series 2-1 in favor of KU, including 1-0 in Allen Fieldhouse ... Make Kansas 10-2 in Allen Fieldhouse this season, giving KU 10-plus home wins for the 38th time in the last 39 seasons beginning in 1983-84 (9 wins in 2018) ... Make Kansas 865-120 all-time in Allen Fieldhouse, including 324-20 under Bill Self ... Make Bill Self 603-148 while at Kansas, 810-253 all-time, 2-1 versus UCF, all while at KU ... Make Kansas 2,408-901 all time.

A KANSAS LOSS WOULD...

Make Kansas 14-6 and 5-4 in Big 12 play ... Make Kansas 126-22 following a loss under Bill Self, including 3-2 this season ... Make the Kansas-UCF series 2-1 in favor of UCF ... Make Kansas 9-3 in Allen Fieldhouse this season, 864-121 all-time in the venue, including 323-21 under Bill Self ... Give Kansas three home losses for the first time since the 2017-18 season when KU was 9-3 at home ... Make Bill Self 602-149 while at KU, 809-254 all-time and 1-2 against UCF, all while at KU ... Make KU 2,407-902 all time.

HOUSTON LEFTOVERS

- The loss ended a Kansas nine-game winning streak against AP Top-10 foes in Allen Fieldhouse.
- Kansas is now 2-2 against Associated Press ranked opponents this season, including 1-2 versus AP top-10 teams.
- Kansas lost in 2OT at Allen Fieldhouse for the second time in the building’s history. The other 2OT loss inside Allen Fieldhouse came against #3 Kansas State on Feb. 3, 1958 (79-75). The last 2OT loss for Kansas came at Texas Tech on Feb. 14, 2005 (80-79).
- Kansas played its first 2OT game since Jan. 24, 2022 vs. #13 Texas Tech (W, 94-91).
- Kansas’ last overtime loss in Allen Fieldhouse was against Iowa State Feb. 4, 2017 (82-89).
- Kansas ousted out 20 assists for an eighth time this season.
- Kansas outrebounded Houston 45-43.
- Graduate G Dajuan Harris Jr. started in his 98th consecutive game, which ranks No. 7 on Kansas’ consecutive starts list along with Ochai Agbaji (2019-22) and Keith Langford (2002-05).
- Harris set a new career high with 12 assists and finished with eight points, five rebounds and two steals. Harris’ assists are the most since Devonte’ Graham dished out 13 assists against West Virginia on March 10, 2018 in the Big 12 Tournament.
- Graduate C Hunter Dickinson scored 17 points on 6-for-11 shooting, his 17th game of the season scoring in double figures and the 131st of his career. Dickinson also scored his 2,500th career point, currently at 2,509.

QUICK FACTS

GENERAL INFORMATION

Location	Lawrence, Kan.
Enrollment	29,355
Founded	1866
Nickname	Jayhawks
School Colors	Crimson (Pantone 186) and Blue (Pantone 293)
Conference	Big 12
Chancellor	Douglas A. Giron
Athletics Director	Travis Goff
Deputy Athletics Director (MBB)	Sean Lester
Athletics Website	www.KUAthletics.com
Ticket Office Phone	1.800.34.HAWKS (42957)

HISTORY

Seasons of Basketball	127th
First Season	1888-89
All-Time Record	2,407-901
Conference Regular-Season Titles (last)	63 (2023)
Conference Postseason Tourn. Titles (last)	16 (2022)
NCAA Tournament Appearances (last)	51 (2024)
NCAA Tournament Record	113-50
NCAA Final Four Appearances (last)	15 (2022)
NIT Appearances (last)	2 (1969)

ALLEN FIELDHOUSE

Year Opened (Seasons)	1955 (70th season)
Capacity	15,300
Consecutive Sellouts	378 games (Since 2001-02)
All-Time Record	864-120
Record under Bill Self	323-20

COACHING STAFF

Head Coach	Bill Self (Oklahoma State, '85)
Record at KU	602-147 (22nd season)
Overall Record	809-252 (32nd season)
Assistant Coach	Kurtis Townsend (W. Kentucky, '82)
	21st season
Assistant Coach	Norm Roberts (Queens College, '87)
	14th season
Assistant Coach	Jeremy Case (Kansas, '07)
	10th season
Assistant Coach	Joe Dooley (George Washington, '88)
	13th season
Assistant Coach	Chase Buford (Kansas, '10)
	First season

2023-24 REVIEW

Overall Record	23-11
Big 12 Record (Finish)	10-8 (15th)
Home Record	15-1
Road Record	3-7
Neutral Record	5-3
Big 12 Championship	0-1
NCAA Tournament	1-1
Associated Press Poll Ranking (final)	19
USA TODAY Coaches’ Poll Ranking (final)	21

2024-25 TEAM INFORMATION

Letterwinners Returning / Lost	10 / 7
Starters Returning / Lost	3 / 2
Newcomers	9

COMMUNICATIONS

Daniel Berk	Assoc. AD - Public Relations and Strategic Communications
Phone	785.312.2159
Email	dberk@ku.edu
Chris Theisen	Assistant AD Communications (MBB)
Phone	785.331.9356
Email	theisen@ku.edu
Max Aebersold	Communications Graduate Assistant (MBB)
Phone	913.991.2711
Email	Max.Aebersold@ku.edu
Hope Brown	Social Media Manager (MBB)
Phone	785.393.9526
Email	hopebrown@ku.edu
Mailing Address	Kansas Athletics Communications 1651 Naismith Drive, Parrott 1400 Lawrence, KS 66045-4069
Main Office Phone	785.864.3417
Twitter/Instagram	@KUHoops



NCAA TOP-150

BIG 12

2024-25 STAT RANKINGS

Through games of 1.26.2025

	STAT	NCAA	BIG 12
W-L%	73.7	49	4
SCORING	76.8	119	7
SCORING DEFENSE	64.8	31	4
SCORING MARGIN	+12.0	35	7
REBOUNDS PER GAME	39.2	37	3
REBOUNDING MARGIN	+5.6	45	6
BENCH POINTS PER GAME	22.1	--	10
ASSISTS	18.3	9	2
ASSIST-TO RATIO	1.7	9	1
TURNOVER MARGIN	+0.5	--	12
STEALS	6.5	--	15
BLOCKED SHOTS	4.8	39	4
FIELD GOAL PCT.	48.1	42	5
FIELD GOAL PCT. DEFENSE	38.2	12	2
3-POINT FGS MADE	6.8	--	14
3-POINT FIELD GOAL PCT.	33.5	--	11
3FG% DEFENSE	28.8	17	2
FREE THROW PCT.	71.8	--	10

INDIVIDUAL (ALL GAMES)

SCORING AVERAGE

Hunter Dickinson	15.8	--	5
Zeke Mayo	14.9	--	9

REBOUNDING AVERAGE

Hunter Dickinson	10.1	12	2
------------------	------	----	---

FIELD GOAL PERCENTAGE (MIN. 5.0 FGM/G)

Hunter Dickinson	53.4	64	5
Zeke Mayo	46.0	--	9

3-POINT FIELD GOALS MADE PER GAME

Zeke Mayo	2.2	--	17
-----------	-----	----	----

3-POINT FG PERCENTAGE (MIN. 2.5 FGM/G)

--			
----	--	--	--

FREE THROW PERCENTAGE (MIN. 2.5 FTM/G)

--			
----	--	--	--

ASSISTS PER GAME

Dajuan Harris Jr.	5.8	27	3
-------------------	-----	----	---

STEALS PER GAME

Dajuan Harris Jr.	1.4	--	20
-------------------	-----	----	----

BLOCKED SHOTS PER GAME

Flory Bidunga	1.4	109	7
Hunter Dickinson	1.4	120	8
KJ Adams	1.0	--	15

ASSIST-TO-TURNOVER RATIO (MIN. 3 AST/G AVG)

Dajuan Harris Jr.	3.44	9	2
-------------------	------	---	---

DOUBLE-DOUBLES

Hunter Dickinson	9	11	1
------------------	---	----	---

2024-25 BIG 12 STANDINGS (1.26.2025)

Team	BIG 12						OVERALL					
	Record	Pct	Home	Away	Streak		Record	Pct	Home	Away	Neutral	Streak
Houston	8-0	1.000	4-0	4-0	W8		16-3	.842	11-0	4-0	1-3	W12
Iowa State	7-1	.875	4-0	3-1	W2		17-2	.895	11-0	4-1	2-1	W2
Arizona	7-1	.875	4-0	3-1	W2		13-6	.684	9-1	3-2	1-3	W2
Texas Tech	6-2	.750	2-2	4-0	W4		15-4	.789	10-2	4-0	1-2	W4
KANSAS	5-3	.625	2-2	3-1	L1		14-5	.737	9-2	3-3	2-0	L1
Baylor	5-3	.625	3-1	2-2	W2		13-6	.684	9-1	2-4	2-1	W2
BYU	4-4	.500	3-1	1-3	W2		13-6	.684	10-1	1-4	2-1	W2
UCF	4-4	.500	2-2	2-2	W1		13-6	.684	10-2	2-2	1-2	W1
West Virginia	4-4	.500	2-2	2-2	L2		13-6	.684	9-2	2-3	2-1	L2
Utah	3-5	.375	2-2	1-3	L2		11-8	.579	10-3	1-3	0-2	L2
TCU	3-5	.375	2-2	1-3	L2		10-9	.526	9-2	1-4	0-3	L2
Cincinnati	2-6	.250	1-3	1-3	L2		12-7	.632	8-3	3-4	1-0	L2
Arizona State	2-6	.250	1-3	1-3	L1		11-8	.579	5-3	1-4	5-1	L1
Oklahoma State	2-6	.250	2-2	0-4	L2		10-9	.526	7-2	2-4	1-3	L2
Kansas State	2-6	.250	2-2	0-4	W1		8-11	.421	6-4	0-6	2-1	W1
Colorado	0-8	.000	0-4	0-4	L8		9-10	.474	8-4	0-4	1-2	L8

- Freshman F Flory Bidunga set a new career high in points with 19 and minutes with 36. Bidunga also eclipsed 100 rebounds on the season, recording seven rebounds, three of which being offensive.
- Junior G Rylan Griffen tied a career high in three-pointers made with five, with the last time being against North Carolina on March 28, 2024 while at Alabama. Griffen finished with 17 points on 5-for-7 shooting.
- Griffen also tied a career high in rebounds with seven, the last time being against Auburn on Jan. 24, 2024 while at Alabama.
- Senior G Zeke Mayo finished with 16 points and led the team with nine rebounds.
- Graduate G Shakeel Mayo had 11 points and passed the 1,100 career point mark, currently at 1,101.

SUITS AND SNEAKERS WEEK

Jan. 27-Feb. 2 is Suits And Sneakers week with Coaches vs. Cancer and the American Cancer Society. The annual week-long event encourages cancer screening and brings recognition of the fight against cancer.

CONFERENCE IMPROVEMENT

Here is a look at how Kansas has improved in Big 12 play.

Team	Big 12	Overall	Difference
Rebounds	40.6	39.2	+1.4
FG% Defense	37.8	38.2	+0.4%
3FG% Defense	26.6	28.8	+2.2%

Hunter Dickinson	Big 12	Overall	Difference
Scoring	16.3	15.8	+0.5

Zeke Mayo	Big 12	Overall	Difference
Scoring	16.9	14.9	+2.0

Flory Bidunga	Big 12	Overall	Difference
Scoring	8.4	7.1	+1.3
Rebounding	6.5	5.6	+0.9
Blocks	2.1	1.4	+0.7

Shakeel Moore	Big 12	Overall	Difference
Scoring	6.3	4.9	+1.4

JAYHAWKS ON THE CAREER ACTIVE NCAA D1 LISTS

Graduates Hunter Dickinson and Dajuan Harris Jr. both rank high in the active NCAA career lists with Dickinson at 2,509 points and Harris at 786 assists and 159 games played. Here's where KU players rank through games of Jan. 22.

Active NCAA DI Leaders (Through Games of 1/26/25)

- Hunter Dickinson**
1. Field Goals Made - 1,017
 2. Points - 2,509
 3. Rebounds - 1,339
 3. Double-Doubles - 57
 4. Rebound Average - 9.2
 9. Scoring Average - 17.2

Dajuan Harris Jr.

- T1. Games Played - 159
1. Assists - 786
 2. Assist-to-Turnover Ratio - 2.92
 7. Steals - 242

Zeke Mayo

30. Scoring Average - 15.4
25. 3FGs Made - 272

1,000 POINT SCORERS

Against NC State (12/14), graduate Dajuan Harris Jr. became the 67th Jayhawk to score 1,000 points for his career, including the 22nd in the Bill Self era. At Iowa State (1/15/25), junior AJ Storr reached 1,000 points, becoming the sixth player on the KU roster to score 1,000-plus points. Including transfers, there are six Jayhawks to reach 1,000 points - Hunter Dickinson (2,509), Zeke Mayo (1,860), David Coit (1,130) and Shakeel Moore (1,101) and Storr (1,023). With 977 points, senior KJ Adams is on the cusp of reaching the 1,000-point plateau.

NCAA D1 Teams with Active 1,000 Scorers

Team	1,000 Points Players
Kentucky	7
Ole Miss	7
Minnesota	7
KANSAS	6
Alabama	6
Oklahoma State	6
With 5 - Auburn, Gonzaga, Oregon, Texas, UC San Diego, Winthrop, Xavier	

SELF AND HISTORIC MILESTONES

With the 77-69 win against Michigan State on Nov. 12, Kansas head coach Bill Self passed Dr. F.C. "Phog" Allen as the winningest coach in KU history. In his 22nd season at Kansas, Self has amassed 602 wins, while Allen's 590 victories at KU was set in a 39-year span (1907-09; 1919-56). Self ranks as the fourth active coach to reach 600 wins at the same school - Mark Few, Gonzaga (730), Tom Izzo, Michigan State (722), Greg Kampe, Oakland (705), and Bill Self, Kansas (602).

RECORDS OF KANSAS COACHES

NAME (SEASONS)	W	L	PCT.
James Naismith (9)	55	60	.478
W. O. Hamilton (10)	125	59	.679
*Karl Schladerman	1	0	1.000
**Howard Engleman	8	6	.571
Dr. F.C. Allen (39)	590	219	.729
Dick Harp (8)	121	82	.596
Ted Owens (19)	348	182	.657
Larry Brown (5)	135	44	.754
Roy Williams (15)	418	101	.805
Bill Self (22nd)	602	147	.803
Totals (127th)	2,407	901	.728

KU BY THE NUMBERS

*Schlademan coached first game of 1920 season before Dr. Allen took over. **Engleman finished 1947 season as head coach after Dr. Allen was ordered to take a rest following the 13th game.

With the 84-66 win against UNCW on Nov. 19, Self won his 800th all-time win with an 808-252 record in his 32nd season as a head coach. Self is just the 16th all-time and third active NCAA D1 head coach to amass 800 all-time victories (John Calipari and Rick Barnes). He is the fourth fastest head coach to reach 800 wins (1,048 games).

DICKINSON ON WOODEN MIDSEASON TOP 25 WATCH LIST

Graduate center Hunter Dickinson was named to the Wooden Award Midseason Top 25 Watch List on Jan. 7.

A two-time Wooden All-American, at Michigan in 2021 and at Kansas in 2024, Dickinson is aiming to become the third Jayhawk to win the Wooden Award, joining Danny Manning (1988) and Frank Mason III (2017).

Dickinson has been on the Wooden Award Midseason Top 25 Watch List four times, while at Michigan in 2022 and 2023, and at Kansas in 2024 and 2025. Though he was not on the Wooden Award Midseason 25 Watch List, Dickinson would conclude 2021 as a Wooden All-American.

Nearly 1,000 voters will be invited to rank 10 of the 15 players on the ballot in order of preference when voting opens during the NCAA Tournament. Voters will also consider performances in the tournament's early rounds. The Wooden Award All-American Team will be announced during the week of the NCAA Tournament's Elite Eight."

The winners and the All Americans of the 2025 John R. Wooden Award will be honored at the Los Angeles Athletic Club on Friday, April 11, 2025.

DICKINSON NAMED TO NABC POY WATCH LIST

For the second straight season, Kansas graduate center Hunter Dickinson has been named to the 2025 National Association of Basketball Coaches (NABC) Division I Player of the Year Preseason Watch list. There are 20 student-athletes on the NABC preseason list. The 2025 NABC Division I Player of the Year - selected by a nationwide vote of Division I head coaches - will be announced the week of the 2025 Men's Final Four. Historically, Dickinson is looking to become the fifth Jayhawk to win the NABC Player of the Year joining Danny Manning (1988), Drew Gooden (2002), Nick Collison (2003) and Frank Mason III (2017).

TRIO ON NAISMITH TROPHY POY WATCH LIST

The Kansas trio of Hunter Dickinson, Dajuan Harris Jr. and AJ Storr have been named to the Naismith Trophy Men's College Player of the Year Watch List, the Atlanta Tipoff Club announced Oct. 31. A total of 49 are listed on the Naismith Trophy Watch List. Kansas and Baylor are the only schools with three student-athletes on the list. Dickinson, Harris and Storr are vying to become the third Kansas Jayhawk to win the Naismith Trophy joining Danny Manning (1988) and Frank Mason III (2017).

JAYHAWKS WELL REPRESENTED ON NAISMITH STARTING FIVE

Kansas was well represented on the Naismith Starting Five "of the year" awards watch lists released by the Naismith Memorial Basketball Hall of Fame the last week of October.

Kansas has four student-athletes on the Naismith Starting Five watch list with graduate guard Dajuan Harris Jr. on the Bob Cousy Point Guard of the Year Watch List, senior guard Zeke Mayo on the Jerry West Shooting Guard of the Year Watch List, junior guard AJ Storr on the Julius Erving Small Forward of the Year Watch List, and graduate center Hunter Dickinson on the Kareem Abdul-Jabbar Center of the Year Watch List.

Historically, Kansas' Frank Mason III won the 2017 Bob Cousy Award and Jalen Wilson was the 2023 Julius Erving Award recipient.

Fans can support their favorite player by participating in Fan Voting starting Friday, November 1. In late January, the watch lists consisting of 20 players each will be narrowed to 10, and then in late February, to just five. In March, the five finalists will be presented to the Hall of Fame's selection.

DICKINSON NAMED PRESEASON AP ALL-AMERICA

For the second straight season, Kansas graduate center Hunter Dickinson has been named to the Associated Press Preseason All-

America team. Joining Dickinson on the Associated Press' 2024-25 preseason All-America men's basketball team are Mark Sears (Alabama), RJ Davis (North Carolina), Johni Broome (Auburn), Caleb Love (Arizona) and Cooper Flagg (Duke). Kansas will face Davis, Love and Flagg during the 2024-25 regular season.

KU NO. 1 IN PRESEASON POLLS FOR SECOND-STRAIGHT SEASON

For the second-straight season and fifth time in poll history, Kansas basketball entered the season ranked No. 1 by the Associated Press (AP).

All five times KU has been No. 1 in the preseason poll have been in the Bill Self era. Besides 2024-25, the Jayhawks were No. 1 entering the 2004-05, 2009-10, 2018-19 and 2023-24 seasons. Kansas was also No. 1 in the first poll of the 1956-57 season, but preseason polls did not begin in 1961-62. This marks the 60th time Kansas has been ranked No. 1 and the last time KU was No. 1 in the AP poll was Nov. 20, 2023, the third poll of last season. KU was ranked in the top 10 of the 2023-24 AP poll all but three weeks.

For the 13th-consecutive year, Kansas men's basketball entered the 2024-25 season ranked seventh or higher. This is also the 15th time in the last 16 seasons that the Jayhawks have entered the season No. 7 or higher by the AP, including 12 times in the top five and seven in the top three. KU was No. 1 in 2009-10, No. 3 in 2016-17, No. 1 in 2018-19, No. 3 in 2019-20, No. 3 in 2021-22, No. 1 in 2023-24 and No. 1 in 2024-25.

Under Bill Self, this is the 19th time that Kansas entered the season ranked seventh or higher in the Associated Press preseason poll. Historically, the No. 1 ranking marks the 27th time since the 1992-93 season that Kansas will enter the season seventh or higher.

Like the preseason AP poll, Kansas men's basketball was voted No. 1 in the preseason USA TODAY Sports Coaches Poll.

This is the second-straight season and the fifth time in the coaches' poll that Kansas is No. 1 in the preseason poll with four in the Self era - 1996-97, 2004-05, 2009-10, 2018-19, 2023-24 and 2024-25.

The No. 1 ranking marked the 11th-straight year Kansas has entered the season No. 5 or higher in the coaches' poll dating back to 2014-15. Additionally, it is the 19th time in the Self era the Jayhawks have been preseason seventh or higher, including each of the last 13 seasons.

The No. 1 ranking marked the 11th-straight year Kansas has entered the season No. 5 or higher in the coaches' poll dating back to 2014-15. Additionally, it is the 19th time in the Self era the Jayhawks have been preseason seventh or higher, including each of the last 13 seasons.

DICKINSON AND HARRIS NAMED PRESEASON ALL-BIG 12

In a vote by the league coaches, Kansas graduate center Hunter Dickinson is the Big 12 Preseason Player of the Year for the second-consecutive season becoming the first player in conference history to earn the accolade twice. Dickinson, a unanimous preseason all-conference first team selection, is joined on the Preseason All-Big 12 Team by teammate Dajuan Harris Jr., who is on the preseason all-league second team.

13	Consecutive league regular-season titles - 2005-06-07-08-09-10-11-12-13-14-15-16-17, a KU record and tied for the longest in NCAA history.
15	30+ win seasons, nine under Bill Self
18	Streaks of 10 or more consecutive wins in the Bill Self era, including two in 2022-23. Eight of those have been 15+ win streaks.
20	Big 12 Conference regular-season championships for KU in the league's 27-year existence.
20	Undefeated home seasons at Allen Fieldhouse, including 2007-08, 2008-09, 2009-10, 2011-12, 2014-15, 2015-16 and 2018-19 under Bill Self.
21	Times a KU player or coach has been inducted into the Naismith Basketball Hall of Fame, which includes head coach Bill Self in 2017.
23	Or more victories for Kansas in 31 of the last 33 seasons beginning in 1989-90.
26	Championships for Kansas in the Bill Self era - 16 Big 12 regular-season titles, eight Big 12 postseason championships and two NCAA.
30	Including 2023-24, Kansas has won 10 or more league games in 29 of the last 30 seasons, starting in 1995. KU has won 10+ league games 60 times overall.
32	Consensus All-America First Team selections, the most of any NCAA Division I school, including Jalen Wilson in 2022-23
34	Beginning in 1990, KU has made the NCAA Tournament 33 times in the last 34 tournaments. Note: It would be 34 straight but the 2018 was vacated.
35	Beginning in 1989-90, Kansas has won 20 or more games in 34 of the last 35 seasons, including 2023-24.
36	Consecutive seasons KU has led its conference in home attendance, beginning in 1986-87, excluding 2020-21 due to COVID, includes 2023-24.
63	Conference regular-season championships, most in NCAA Division I, including 2022-23.
130.4	Decibels reached inside of Allen Fieldhouse on Feb. 13, 2017, when the arena broke the Guinness Book of World Records mark for loudest crowd roar at an indoor sports event.
231	An NCAA record for consecutive weeks Kansas was ranked in the AP top 25. The streak began 2.2.2009, and spanned 433 games, and ended 2.1.2020.
378	Consecutive sellouts in Allen Fieldhouse, dating back to 2001-02. This includes the 2,500 capacity for 2020-21.
602	Wins for Bill Self in his 22nd season at Kansas. He is the winningest coach in KU history passing Phog Allen (590-219, 1907-09; 1919-56).
864	All-time Kansas victories inside Allen Fieldhouse. The historic building opened in 1955 and KU holds a 864-120 record in its home venue.
2,407	All-Time victories, the second most in NCAA Division I Men's Basketball.

Pay Heed, All Who Enter:
BEWARE OF "THE PHOG"

NATIONAL CHAMPIONS

1922, 1923, 1952, 1988, 2008, 2022

BIG 12 CHAMPIONS (21)

1997*, 1998*, 1999*, 2002, 2003, 2005, 2006*,
2007*, 2008*, 2009, 2010*, 2011*, 2012, 2013*,
2014, 2015, 2016*, 2017, 2020, 2022*, 2023

Regular season titles listed

** - Regular season & tournament champions*

^ - Tournament champions only

- Kansas has 2,407 all-time victories which is the second most in NCAA Division I men's basketball history.
- Under Bill Self, Kansas has won 16 regular-season Big 12 championships with just 20 losses at Allen Fieldhouse.
- KU has held opponents to fewer than 100 points in 813 of its last 815 games. The last team to score 100 on Kansas in a 40-minute game was Gonzaga (102-90) on 11.26.2020 with the previous being Oklahoma (100-78) on 2.27.1990.
- Kansas set the NCAA DI record for being ranked in the Associated Press poll at 231 consecutive weeks from Feb. 2, 2009 until Feb. 1, 2021. KU's stretch consisted of 433 games of being ranked.
- KU has won at least 12 league games for 23 of the last 25 seasons.
- Each four-year KU senior class since 1986-87 has won at least 100 games. The 2024-25 KU four-year players - KJ Adams, Dillon Wilhite - have won 93.
- Kansas has a .500 winning percentage or better series record 14 of 16 league foes.
- KU is the only Big 12 school to have won a Big 12 regular-season championship with two different coaches (Roy Williams and Bill Self).
- Kansas is first in the conference in wins with a 379-94 record in Big 12 regular-season games. Including the league postseason championship, KU is first at 431-106.
- Under Bill Self, Kansas is 167-14 (92.3%) in Big 12 home games: 8-0 in 2004, 7-1 in 2005, 7-1 in 2006, 7-1 in 2007, 8-0 in 2008, 8-0 in 2009, 8-0 in 2010, 7-1 in 2011, 9-0 in 2012, 8-1 in 2013, 9-0 in 2014, 9-0 in 2015, 9-0 in 2016, 8-1 in 2017, 3-2 in 2018, 9-0 in 2019, 8-1 in 2020, 8-1 in 2020-21, 9-0 in 2021-22, 8-1 in 2022-23, 8-1 in 2023-24 and 2-2 in 2024-25.

JAYHAWKS ON NBA OPENING DAY ROSTERS (11)

Ochai Agbaji – Toronto Raptors
Christian Braun – Denver Nuggets
Gradey Dick – Toronto Raptors
Joel Embiid – Philadelphia 76ers
Johnny Furphy – Indiana Pacers
Kevin McCullar Jr. – New York Knicks
Markieff Morris – Dallas Mavericks
Sviatoslav Mykhailiuk – Utah Jazz
Kelly Oubre, Jr. – Philadelphia 76ers
Andrew Wiggins – Golden State Warriors
Jalen Wilson – Brooklyn Nets

KANSAS LEAGUE TITLES, 63

With its 2022-23 championship, Kansas claimed its 21st Big 12 regular-season title. KU's 63 all-time conference titles are the most in NCAA Division I history. Kentucky is second with 53. The Jayhawks have claimed 16 outright or shared league titles since 2003-04 (i.e. the Bill Self era).

THIS DAY IN KANSAS BASKETBALL HISTORY

JANUARY

28

Jan. 28, 1996: Freshman Paul Pierce led the Jayhawks to an 88-73 victory over Nebraska in Lincoln, Nebraska. Pierce scored a game high 25 points and sophomore forward Raef LaFrentz notched a double-double with 17 points and 12 rebounds. Junior guards Jacque Vaughn and Jerod Haase also scored in double figures with 12 and 15 points, respectively. Kansas coach Roy Williams earned his 200th career victory in just his 252nd game to become the fifth-fastest coach in NCAA history to earn his 200th victory. The Jayhawks finished the season with a 12-2 record in the Big Eight conference and a 29-5 record overall.

Dickinson, a 2024 Consensus All-America Second Team, All-Big 12 First Team and the Big 12 Newcomer of the Year selection. Dickinson was the only player in the Big 12 to average a double-double (17.9 ppg, 10.9 rpg) last year. Harris has been the starter each of the last three seasons and was the 2023 Big 12 Defensive player of the Year. A three-time all-league honoree, Harris has led the league in assist-to-turnover ratio two of the last three seasons and has ranked in the top five in the conference in assists per game each of the last three years.

CLOSE CALLS

Kansas is 2-2 in games decided by five points or less or in overtime this season. In 2023-24, Kansas posted a 7-3 record in games decided by five points or less. In 2022-23, Kansas had 11 games decided by five points or less and/or in overtime. KU went 9-2 in those contests. In Kansas' 2021-22 national championship season, KU also played 11 games with the outcome being decided by five points or less or in overtime. KU went 9-2 in those contests.

KANSAS RECORD IN GAMES DECIDED BY 5 OR FEWER POINTS, OR OVERTIME UNDER BILL SELF

Season	W-L	Pct	Home*	Neut.	Road
2003-04	2-3	.400	1-1	0-2	1-0
2004-05	6-5	.545	5-1	0-2	1-2
2005-06	2-6	.250	1-2	1-3	0-1
2006-07	7-2	.778	2-1	3-0	2-1
2007-08	5-2	.714	1-0	2-0	2-2
2008-09	1-4	.200	1-1	0-2	0-1
2009-10	5-1	.833	1-0	1-1	3-0
2010-11	8-0	1.000	3-0	1-0	4-0
2011-12	6-1	.857	1-0	4-0	1-1
2012-13	6-3	.667	1-1	0-2	5-0
2013-14	4-5	.444	1-1	2-2	1-2
2014-15	8-5	.615	3-0	2-1	3-4
2015-16	4-1	.800	2-0	1-1	1-0
2016-17	9-3	.750	3-1	1-2	5-0
2017-18	4-2	.667	1-0	1-0	3-1
2018-19	10-2	.833	5-0	2-0	3-2
2019-20	5-2	.714	1-0	1-1	3-1
2020-21	6-2	.750	4-0	1-0	1-2
2021-22	9-2	.818	5-0	1-1	3-1
2022-23	9-2	.818	5-0	2-1	2-1
2023-24	7-3	.700	4-0	1-1	2-2
2024-25	2-2	.500	1-2	1-0	0-0
TOTALS:	125-58	.683	52-11	28-22	46-24

KANSAS VS. TOP-25 TEAMS

Kansas' game against No. 7 Houston was KU's 131st against a ranked Associated Press (AP) team in the Bill Self era. KU is 2-2 versus ranked foes this season. In 2023-24, Kansas went 7-5 against AP ranked opponents, including 4-2 versus top 10. In the Bill Self era, KU is 129-79 against AP-ranked opponents, including 52-32 versus Top-10 foes. Entering 2024-25, Self's KU teams have collected seven or more wins against ranked foes in each of the last four and five of the last six seasons.

Kansas' record against top-10 ranked opponents is even more impressive. KU is 24-17 against foes ranked inside the top-10 of the AP poll since 2013-14. Since Bill Self's first season, 2003-04, the Jayhawks are 25-5 against AP top-10 teams inside Allen Fieldhouse and have won nine of their last 10 such meetings.

KU VS. AP TOP-25 TEAMS UNDER BILL SELF

SEASON	RECORD	VS. TOP-10
2024-25	2-1	1-1
2023-24	7-5	4-2
2022-23	7-7	4-2
2021-22	8-4	2-1
2020-21	8-7	3-3
2019-20	4-3	1-2
2018-19	8-4	2-1
2017-18	3-4	1-1
2016-17	6-3	5-1
2015-16	12-4	4-1
2014-15	10-6	0-1
2013-14	7-4	3-0
2012-13	5-2	2-1
2011-12	7-5	6-4
2010-11	5-1	1-1
2009-10	8-1	2-0
2008-09	3-3	1-2
2007-08	5-2	3-0
2006-07	5-2	2-2
2005-06	3-3	1-2
2004-05	4-2	3-1
2003-04	2-5	1-2
TOTAL	129-78	52-31

CELEBRATING 70 YEARS OF ALLEN FIELDHOUSE

Kansas basketball is celebrating the 70th year of Allen Fieldhouse in 2024-25 and the historic structure has had some major improvements that began following the 2023-24 season. The enhancements include a new floor, a new scoreboard with additional scoreboards in the southwest and northeast corners, chairback additions on the west side and improved ADA seating throughout the venue. With the aforementioned, the new capacity for Allen Fieldhouse is 15,300. Additionally, both the second and third floor concourses have makeovers allowing patrons more access to pre- and post-game areas, enhancing the experience of being part of the most historic venue in college basketball.

WINNING THE BIG 12 IS NO CAKEWALK

The Big 12 has led all conferences in average NET ranking in four consecutive seasons and has been the top ranked Conference in NET/RPI (prior to 2019) in nine of the past 11 seasons. Additionally, The Big 12 has led the nation in non-conference winning percentage in each of the past three seasons. The conference was 147-34 (.812) in regular season non-league games in 2023-24.

The stoutness of the league is also highlighted by KU's strength of schedule during this stretch, which has been among the toughest every season. The Jayhawks have posted a top-10 strength of schedule 14 times in Bill Self's 21 seasons at KU, which includes the nation's strongest schedule six times - 2004-05, 2013-14, 2014-15, 2018-19 and 2022-23.

BIG 12 & KU RPI/NET RANKINGS (AS OF 1/19/25)

SEASON	KU RPI/NET	KU NET SOS	BIG 12 RPI/NET*
2024-25	8	8	-
2023-24	21	3	1
2022-23	9	1	1
2021-22	3	3	1
2020-21	17	13	4
2019-20	2	1	2
2018-19	17	1	1
2017-18	3	2	1
2016-17	4	19	2
2015-16	1	2	1
2014-15	5	1	1
2013-14	4	1	1
2012-13	5	17	5
2011-12	5	8	4
2010-11	1	10	3
2009-10	1	6	1
2008-09	11	13	3
2007-08	4	12	3
2006-07	10	44	7
2005-06	32	60	5
2004-05	3	1	3
2003-04	12	6	4

*average NET of every conference team compared to other leagues

KU PICKED FIRST IN THE COACHES BIG 12 PRESEASON POLL

For the 21st time in the 28-year history of the coaches' men's basketball preseason Big 12 poll, Kansas was selected as the favorite to win the conference.

Kansas received nine of a possible 15 first-place votes in the poll as coaches are not allowed to vote for their own team. KU amassed 215 points, edging 2024 Big 12 regular-season champion Houston (211) in the poll. Houston had five first-place votes. Iowa State (194), with one first-place vote, was third in the poll with Baylor fourth and Arizona fifth. Arizona garnered one first-place vote in the poll.

KANSAS NOTABLES

- Kansas men's basketball posted a 3.27 grade point average in the fall semester.
- Graduate C Hunter Dickinson is the only active player in NCAA Division I to have more than 2,400 career points and 1,300 career rebounds. Dickinson has 2,509 points and 1,339 rebounds.
- With the win against Kansas State (1/18), Kansas is 126-21 (85.7%) following a loss in the Bill Self era, which started in 2003-04, including 3-1 this season.
- For 55 weeks, from the first poll of the 2021-22 season until Feb. 26, 2024, KU was ranked in the Associated Press Top 10.
- Under Bill Self, Kansas is 22-3 (88.0%) in Allen Fieldhouse against teams ranked higher than KU. The losses were Jan. 25, 2025 vs. Houston (92-86 2OT) and Dec. 1, 2005 vs. Nevada (72-70) and KU has won 15 of the last 16 in that scenario.
- Under Bill Self, Kansas is 25-5 (83.3%) against AP top-10 teams in games played in Allen Fieldhouse, including 1-1 this season. KU has won nine of its last 10 against AP Top-10 foes in AFH dating back to Feb. 27, 2021.
- After its win Duke (11/26/24), Kansas has now won its last nine games against Blue Blood schools - North Carolina and Duke this season; Indiana, UConn and Kentucky in 2023-24; Kentucky, Indiana and Duke in 2022-23; and North Carolina in the 2022 NCAA title game.
- Kansas is 40-8 when Dajuan Harris Jr. scores 10 or more points in a game, including 7-3 this season in 2024-25.
- Kansas is 81-6 in its last 87 games when outrebounding its opponent. Included was a 61-game win streak when KU outrebounded its opponent.
- KU has won 80 of its last 82 games in Allen Fieldhouse when leading at halftime, dating back to the beginning of the 2018-19 season.

- Kansas beat Kentucky, 89-84 (11/24/2023), thanks in part to 27 made free throws. KU is 48-1 (.980) under Bill Self (since 2003-04) when it makes 25 or more free throws in a game, the best record by any D-I team in that span (minimum 40 games).
- Kansas overcame an 11-point deficit in the 67-57 win at Oklahoma (2/17/24). In the last 10 seasons, Kansas has posted 35 wins when overcoming a 10-point deficit, including four in 2023-24 and one this season (at TCU, 1/22, a 14-point deficit).
- Kansas is 118-18 (86.8%) in the month of December under coach Bill Self (since 2003-04).
- Kansas has won 26 of its last 29 games in the month of December beginning with the final game of the 2019-20 season. KU had a streak of 24-straight December wins from Dec. 2019 to Dec. 4, 2024, at Creighton.
- Dajuan Harris Jr. is one of only two Jayhawks to amass more than 700 assists and 200 steals for his career. Harris has 786 assists and 242 steals. Only KU great Aaron Miles (2002-05) is in the same company. Miles had 954 assists and 264 steals.
- Zeke Mayo tied a Kansas record for consecutive free throws made in a game without a miss making 13 straight against West Virginia (12/31/24). He tied Devonte' Graham who was 13-for-13 against Texas Tech (1/2/2018).

KANSAS JOINS LOADED 2025 PLAYERS ERA MEN'S CHAMPIONSHIP FIELD IN LAS VEGAS

Players Era, an EverWonder Studio company, announced Dec. 19 that Kansas men's basketball will participate in the 2025 Players Era Men's Championship in Las Vegas. As one of the most storied programs in the nation, Kansas joins a highly competitive field for a premier in-season tournament. The Players Era Men's Championship currently has 16 teams committed for next year's field. The Jayhawks join all eight programs who participated in last month's inaugural tournament, Alabama, Creighton, Houston, Notre Dame, Oregon, Rutgers, San Diego State and Texas A&M - along with new participants Baylor, Gonzaga, Iowa State, Michigan, St. Joseph's, St. John's and Syracuse.

MORE KANSAS NOTABLES

- With the 86-51 win against Furman on Nov. 30, Kansas won its 2,400th all-time game, becoming only the second school to achieve 2,400 wins.
- Graduate C Hunter Dickinson had 27 points and a career-high 21 rebounds against No. 14 Kentucky on Nov. 14, 2023. The feat marked the 28th time in KU history a player has recorded at least 25 points and 20 rebounds in a game. The last to do it was Thomas Robinson who had 30 points and 21 rebounds against North Dakota (12/31/2011). The only other player to accomplish the feat in the Bill Self era was Wayne Simien who had 25 points and 20 rebounds against Kansas State on his Senior Night (3/2/2005).
- From Dec. 14-31, senior G Zeke Mayo posted 25 or more points in three-consecutive games with 26 vs. NC State (12/14), 25 vs. Brown (12/22) and 27 vs. West Virginia (12/31). The last two Jayhawks to post 25-plus points in three-straight games were All-America selections Ochai Agbaji during the 2021-22 season and Drew Gooden during the 2001-02 season.
- On Nov. 7, 2023, Bill Self signed an amended contract with the Kansas. Self and KU Director of Athletics Travis Goff signed the reworked agreement — effectively a five-year extension worth \$44.5 million, including a \$1 million signing bonus.
- At 14-1 in 2023-24, Kansas has won 10 or more home games for 38 of the last 39 seasons, beginning in 1983-84 (9-3 in 2018). KU has won 12 or more in Allen Fieldhouse for 24 of the last 25 seasons beginning in 1999-2000 (9-3 in 2018).
- Kansas won its mind-boggling 52nd-straight home opener with an 87-57 win against Howard on Nov. 4, 2024. The streak began in 1973-74 under head coach Ted Owens. KU coaches Larry Brown (5-0) and Roy Williams (15-0) never lost a home opener. KU is 22-0 in home openers in the Bill Self era.
- Kansas has won 33 of its last 34 conference openers, beginning in 1991-92 under head coach Roy Williams. The 33-game streak ended with a KU 62-61 loss to West Virginia on 12/31/24.
- Beginning in 1983-84 under coach Larry Brown, Kansas has not lost a home finale.

MEDIA INFORMATION**Hawk Talk Radio Show**

Hawk Talk, Bill Self's radio show, airs weekly during the season from 6-7 p.m. Central on most Jayhawk Radio Network stations. Originating from Johnny's in west Lawrence, the remaining dates for Hawk Talk are Jan. 30. Feb. 6, 12, 20, 26. March 5, 10.

Pre-Game Press Conferences

Kansas men's basketball will preview upcoming opponents with press conferences throughout the 2024-25 season. The remaining schedule is: Jan. 30. Feb. 6, 10, 13, 21, 27. March 7, 9.

JAYHAWK RADIO NETWORK AFFILIATES

Abilene/Salina	KDJM-101.7 FM
Coffeyville	KGFF-104.1 FM
Concordia	KNCK-94.9 FM
Dodge City	KGNO-1370 AM
Emporia	KVOE-1400 AM
Fort Scott	KMDO-1400 AM
Fort Scott	KOMB-103.9 FM
Garden City	KBUF-1030 AM
Glen Elder	KZDY-96.3 FM
Goodland/Colby	KWGB-97.9 FM
Great Bend	KBGL-106.9 FM
Hays	KAYS-1400 AM
Hutchinson	KSKU-94.7 FM
Iola	KIOL-1370 AM
Kansas City	KCTE-1510 AM
Kansas City	KCTE-99.3 FM
Kansas City	KCMO-103.7 FM
Kansas City	WHB-810 AM
Lawrence	KLWN-1320 AM
Lawrence	THE BULL-92.9 FM
Liberal	KSCB-1270 AM
Marysville	KNDY-95.5 FM
Parsons	KLKC-1540 AM
Parsons	KLKC-93.5 FM
Phillipsburg	KKAN-1490 AM
Phillipsburg	KQMA-92.5 FM
Russell	KRSL-95.9 FM
Topeka	KMAJ-1440 AM
Topeka	KWIC 99.3 FM
Wellington	KLEY-100.3 FM
Wichita	KKGQ-92.3 FM

-- affiliates subject to change, check your local listings

Season	Bench Points Under Bill Self Bench Points Avg. (Pts/Games)
2006-07	25.5 (968/38)
2005-06	25.3 (835/33)
2010-11	24.4 (926/38)
2007-08	23.9 (957/40)
2009-10	22.4 (806/36)
2024-25	22.1 (419/19)
2015-16	21.9 (831/38)
2014-15	21.7 (780/36)
2013-14	21.3 (744/35)
2008-09	20.6 (720/35)
2021-22	18.6 (742/40)
2004-05	18.4 (551/30)
2019-20	17.2 (534/31)
2012-13	16.1 (594/37)
2003-04	16.0 (527/33)
2016-17	15.2 (547/36)
2020-21	15.1 (454/30)
2018-19	13.7 (493/36)
2017-18	12.4 (485/39)
2023-24	11.8 (401/34)
2011-12	11.7 (456/39)
2022-23	10.9 (392/36)

KANSAS NBA CHAMPIONS

NBA Champion Jayhawks (*Finals Most Valuable Player)

- Clyde Lovellette (1950-52 at KU) - 1954 (Minneapolis Lakers); 1963, 1964 (Boston Celtics)
- Maurice King (1955-57 at KU) - 1960 (Boston Celtics)
- Wilt Chamberlain (1957-58 at KU) - 1967 (Philadelphia 76ers); *1972 (L.A. Lakers)
- Jo Jo White (1966-69 at KU) - 1974, *1976 (Boston Celtics)
- Bill Bridges (1959-61 at KU) - 1975 (Golden State Warriors)
- Wayne Simien (2002-05 at KU) - 2006 (Miami Heat)
- Jacque Vaughn (1994-97 at KU) - 2007 (San Antonio Spurs)
- Paul Pierce (1996-98 at KU) - *2008 (Boston Celtics)
- Scot Pollard (1994-97 at KU) - 2008 (Boston Celtics)
- Mario Chalmers (2006-08 at KU) - 2012, 2013 (Miami Heat)
- Brandon Rush (2006-08 at KU) - 2015 (Golden State Warriors)
- Sasha Kaun (2005-08 at KU) - 2016 (Cleveland Cavaliers)
- Markieff Morris (2009-11 at KU) - 2020 (Los Angeles Lakers)
- Andrew Wiggins (2014 at KU) - 2022 (Golden State Warriors)
- Christian Braun (2020-22 at KU) - 2023 (Denver Nuggets)
- Sviatoslav Mykhailiuk (2015-18 at KU) - 2024 (Boston Celtics)

Kansas Non-Conference Record in Allen Fieldhouse Under Bill Self (since 2003-04)

Season	W-L	Pct.
2003-04	5-1	.833
2004-05	8-0	1.000
2005-06	7-1	.875
2006-07	9-1	.900
2007-08	11-0	1.000
2008-09	10-0	1.000
2009-10	10-0	1.000
2010-11	9-0	1.000
2011-12	7-0	1.000
2012-13	8-0	1.000
2013-14	5-1	.833
2014-15	6-0	1.000
2015-16	7-0	1.000
2016-17	6-0	1.000
2017-18	7-1	.875
2018-19	7-0	1.000
2019-20	6-0	1.000
2020-21	5-0	1.000
2021-22	6-1	.875
2022-23	7-0	1.000
2023-24	7-0	1.000
2024-25	7-0	1.000
Total	160-6	.964

2024-25 Big 12 Preseason Coaches Poll

Place. Team (first place votes)

1. KANSAS (9) – 215

2. Houston (5) – 211
3. Iowa State (1) – 194
4. Baylor – 185
5. Arizona (1) – 179
6. Cincinnati – 140
7. Texas Tech – 135
8. K-State – 133
9. BYU – 116
10. TCU – 90
11. UCF – 83
12. Arizona State – 64
13. West Virginia – 62
14. Oklahoma State – 46
15. Colorado – 37
16. Utah – 30

- Prior to the Jan. 25 Houston contest, Kansas had a moment of silence for Jonathan Phog, aka JP, Bemberger who died Jan. 21 in Lenexa, Kansas, after a four-plus year battle with cancer. In November 2020, Bemberger was named an official member of the KU team through Team IMPACT. JP was diagnosed with Ewing’s Sarcoma, a form of pediatric cancer, and underwent chemotherapy, radiation and multiple surgeries in fighting the illness that eventually took his life.

KU TO PLAY AT ALLEGiant STADIUM IN 2027

The Naismith Memorial Basketball Hall of Fame announced Oct. 27 that Kansas men’s basketball will play Indiana in the 2027 Hall of Fame Series Las Vegas at Allegiant Stadium on Nov. 12, 2027. The contest will be a part of a double header marking the first-ever basketball games played at Allegiant Stadium in Las Vegas. Duke will play Arizona in the other contest and both games will be televised on TNT Sports’ networks and platforms.

Allegiant Stadium, home of the NFL’s Las Vegas Raiders and Super Bowl LVIII, will also serve as the site for the 2028 NCAA Men’s Final Four.

The Hall of Fame Series is a collection of multi-game, singular events that showcase several of the top collegiate basketball teams in exciting non-conference matchups played both domestically and abroad. The inaugural Hall of Fame Series took place in 2023 in Las Vegas, Charlotte, San Antonio, Toronto, and Phoenix, and the series continues its successful run in 2024 with upcoming stops in Las Vegas (November 4), Phoenix (November 14), Baltimore (November 15), and New York (December 14).

PETERSON NAMED McDONALD’S ALL-AMERICAN

Kansas men’s basketball signee Darryn Peterson has been named a 2025 McDonald’s All-American and will participate in the McDonald’s All-American game on April 1 at Barclays Center in Brooklyn, New York.

Only 24 players among the more than 700 nominated were selected as 2024 McDonald’s All-Americans. Peterson gives Kansas 52 total signees who have earned the honor, starting with Darnell Valentine in 1977. Current Jayhawks Elmarko Jackson (2023) and Flory Bidunga (2024) are McDonald’s All-Americans.

KANSAS SIGNS THREE IN EARLY PERIOD

Kansas men’s basketball has signed three in the early signing period for the 2025-26 season with Darryn Peterson, Samis Calderon and Bryson Tiller. Tiller, a redshirt for 2024-25, joined the team in January and is practicing for the spring 2025 semester.

Darryn Peterson

(6-5, 195, G, Canton, Ohio, Prolific Prep [Calif.])

- Naismith Trophy Boys High School Player of the Year Watch List.
- Named a McDonald’s All-American on Jan. 27.
- Named a McDonald’s All-American Nominee on Jan. 15.
- The consensus No. 3 recruit in the nation. Is ranked No. 3 by Rivals, 247Sports.com, ESPN100 and On3.com in the 2025 recruiting class.
- Playing his senior prep season at Prolific Prep in Napa, California, in 2024-25.
- Played his first two years of high school basketball at Cuyahoga Falls High School in Cuyahoga, Ohio and then transferred to Huntington Prep in West Virginia in 2023-24 before moving on to Prolific Prep.
- Plays club basketball for Phenom United where he averaged 28.2 points, 7.2 rebounds, 4.6 assists, 4.2 steals and 3.0 blocked shot per game this past summer in the Adidas 3Stripes Select league.
- In 2023, Peterson won a gold medal with USA Basketball at the FIBA Under-16 Americas Championship in Merida, Yucatan, Mexico. At the championship, Peterson averaged 16.8 points, 3.8 rebounds, 3.7 assists and 3.3 steals in earning all-tournament honors.

Samis Calderon

(6-8, 200, F, Espirito Santo, Brazil, Overtime Elite)

- Has a 7-foot-2 wingspan.
- A graduate of the NBA Academy Latin America located in Mexico City.
- Currently playing in his second season for Overtime Elite (OTE) in Atlanta.
- Has international experience while representing his home country of Brazil. He played for Brazil the 2023 FIBA U19 World Championships in Debrecen, Hungary, where he averaged 9.6 points, 5.6 rebounds and 1.7 assists per game during the event.
- Has competed for Brazil in the 2022 Under 18 Americas Championship and 2022 Under 18 South America Championship.

Bryson Tiller

(6-10, 240, F, Atlanta, Ga., Overtime Elite)

- Reported to campus on Jan. 6 for the spring 2025 semester, using his redshirt season in 2024-25.
- Has a 7-foot-3 wingspan.
- Is in his third season at Overtime Elite (OTE) after playing his high school freshman season at Pace Academy in Atlanta.
- A five-star recruit, Tiller is currently ranked No. 20 by 247Sports.com, No. 21 by Rivals, No. 23 by On3.com and No. 26 by ESPN100.
- Plays for the City Reapers and was named to the All-OTE Second Team in 2023-24 where he averaged nearly a double-double with 12.2 point and 9.4 rebounds to go along with 1.6 blocked shots per game.
- In the 2024 playoffs, Tiller elevated his game averaging 15.6 points to go along with 8.1 rebounds, 1.4 blocked shots and shooting 50 percent from the field.
- Recorded seven double-doubles during the 2023-24 season.
- In 2022-23, the City Reapers won the OTE championship and Tiller averaged 11.5 points and 6.9 rebounds with five double-doubles during the regular season.
- Tiller played AAU basketball for Atlanta Xpress and is coached by Winfred Jordan.

UP NEXT



AT BAYLOR

Saturday, February 1, 2025
Foster Pavilion (7,500)
3 p.m. (Central) | ESPN

Kansas plays at Baylor on Saturday, Feb. 1. Tip from Foster Pavilion is set for 3 p.m. CT and the game will be televised on ESPN.

Kansas leads the overall series with Baylor, 36-10, including a 16-5 record in Waco, Texas, meetings, 0-1 in Foster Pavillion. Kansas has won two of the last three meetings but the series is 5-5 in the last 10 meetings.



BILL SELF

HEAD COACH

Oklahoma State '85
22nd Season at Kansas
32nd Season Overall

Family: Cindy (wife), Lauren (daughter),
Tyler (son), Ella, Phoebe and Jack (grandchildren)

CAREER RECORD // YEAR-BY-YEAR

YEAR	OVERALL W-L / %	CONF. W-L / %	NOTE
ORAL ROBERTS (1993-97)			
1993-94	6-21 .222	- -	None
1994-95	10-17 .370	- -	None
1995-96	18-9 .667	- -	None
1996-97	21-7 .750	- -	NIT
TULSA (1997-2000)			
1997-98	19-12 .613	9-5 .643	3rd WAC
1998-99	23-10 .697	9-5 .643	t-1st WAC / NCAA Rnd of 32 (9 seed)
1999-00	32-5 .865	12-2 .857	1st WAC / NCAA Elite Eight (7)
ILLINOIS (2000-03)			
2000-01	27-8 .771	13-3 .813	t-1st Big Ten / NCAA Elite Eight (1 seed)
2001-02	26-9 .743	11-5 .688	t-1st Big Ten / NCAA Sweet 16 (4)
2002-03	25-7 .781	11-5 .688	* 2nd Big Ten / NCAA Rnd of 32 (4)
KANSAS (2003-present)			
2003-04	24-9 .727	12-4 .750	2nd Big 12 / NCAA Elite Eight (4 seed)
2004-05	23-7 .767	12-4 .750	t-1st Big 12 / NCAA Rnd of 64 (3)
2005-06	25-8 .758	13-3 .813	* t-1st Big 12 / NCAA Rnd of 64 (4)
2006-07	33-5 .868	14-2 .875	* 1st Big 12 / NCAA Elite Eight (1)
2007-08	37-3 .925	13-3 .813	* t-1st Big 12 / NCAA Champions (1)
2008-09	27-8 .771	14-2 .875	1st Big 12 / NCAA Sweet 16 (3)
2009-10	33-3 .917	15-1 .938	* 1st Big 12 / NCAA Rnd of 32 (1)
2010-11	35-3 .921	14-2 .875	* 1st Big 12 / NCAA Elite Eight (1)
2011-12	32-7 .821	16-2 .889	1st Big 12 / NCAA Runner-Up (2)
2012-13	31-6 .838	14-4 .778	* t-1st Big 12 / NCAA Sweet 16 (1)
2013-14	25-10 .714	14-4 .778	1st Big 12 / NCAA Rnd of 32 (2)
2014-15	27-9 .750	13-5 .722	1st Big 12 / NCAA Rnd of 32 (2)
2015-16	33-5 .868	15-3 .833	* 1st Big 12 / NCAA Elite Eight (1)
2016-17	31-5 .861	16-2 .889	1st Big 12 / NCAA Elite Eight (1)
2017-18	16-8 .667	6-5 .545	
2018-19	26-10 .722	12-6 .667	3rd Big 12 / NCAA Rnd of 32 (4)
2019-20	28-3 .903	17-1 .944	1st in Big 12
2020-21	21-9 .700	12-6 .667	2nd in Big 12 / NCAA Rnd 32 (3)
2021-22	34-6 .850	14-4 .778	* t-1st Big 12 / NCAA Champions (1)
2022-23	24-8 .750	13-5 .722	t-1st in Big 12 / NCAA Rnd 32 (1)
2023-24	23-11 .676	10-8 .556	6th in Big 12 / NCAA Rnd 32 (4)
2024-25	14-5 .737	5-3 .625	
TOTAL	809-253 .762	349-105 .769	29 league titles (20 reg. season, 9 tourney)
KANSAS	602-148 .803	284-80 .782	24 Big 12 titles (16 reg. season, 8 tourney)
ILLINOIS	78-24 .765	35-13 .729	Three Big Ten titles (2 reg. season, 1 tourney)
TULSA	74-27 .733	30-12 .714	Two WAC titles / 4-2 NCAA tourney record
ORU	55-54 .505	- -	

* - won conference tournament; Note - ORU was independent during Self's tenure, so all games played at ORU were nonconference.

KANSAS RECORD // HOME-ROAD-NEUTRAL

	W	L	%
HOME (AFH) AT KU	323	20	.942
HOME (T-Mobile Center) AT KU *	11	3	.786
ROAD AT KU	140	80	.638
NEUTRAL AT KU	128	45	.739
TOTAL	602	148	.803

* Since 2007-08, regular-season games played at T-Mobile Center on the KU season-ticket package are considered home games.

In Conference Tournament (at Kansas)	44-15 (35-10)
In NCAA Tournament (at Kansas)	53-23 (43-18)
In Postseason Play (at Kansas)	97-38 (78-28)
In Overtime (at Kansas)	31-15 (26-11)

NATIONAL CHAMPION

2008 & 2022



CONFERENCE CHAMPION

20 REGULAR
SEASON TITLES
9 TOURNEY
TITLES

HALL OF FAME CLASS OF 2017 INDUCTEE



TROPHY CASE

- **NCAA Championship titles** (2008, 2022)
- **NCAA Final Four** (2008, 2012, 2022)
- **20 Regular Season Conference Titles:** 2 at Tulsa (1999, 2000); 2 at Illinois (2001, 2002); 16 at Kansas (2005, 2006, 2007, 2008, 2009, 2010, 2011, 2012, 2013, 2014, 2015, 2016, 2017, 2020, 2022, 2023)
- **9 Conference Tournament Titles:** 1 at Illinois (2003); 8 at Kansas (2006, 2007, 2008, 2010, 2011, 2013, 2016, 2022)

CAREER HONORS

- **Naismith Memorial Basketball Hall of Fame** - Class of 2017 inductee
- **National Coach of the Year** - 2000 (*Sporting News*; Wooden), 2009 (Yahoo! Sports; *Sporting News*; Athlon Sports; CBSSports.com; USBWA; AP; CBS/Chevrolet; ESPN.com), 2012 (*Sporting News*; Adolph Rupp; Naismith), 2016 (AP, Bleacher Report, *USA Today*, NABC)
- **Conference Coach of the Year** - 2000 (WAC), 2006 (Big 12), 2009 (Big 12), 2011 (Big 12), 2012 (co-Big 12), 2015 (Big 12 by AP), 2016 (Big 12 by AP), 2017 (Big 12), 2018 (co-Big 12 and AP)
- **Wooden Award "Legends of Coaching"** - 2013
- **Oklahoma Sports Hall of Fame** - 2013 induction
- **Wayman Tisdale Humanitarian Award** (USBWA) - 2014
- **Mannie Jackson - Basketball's Human Spirit Award** (Naismith Hall of Fame) - 2015
- **Winged Foot Award** (for national champion coach) - 2008, 2022
- **Naismith Coach of the Year Finalist** - 2000, 2001, 2002, 2003, 2009, 2012, 2017

NOTES

- With the 77-69 win versus Michigan State on Nov. 12, 2024, Bill Self became the winningest head coach in Kansas history, surpassing Phog Allen's 590 mark.
- With the 84-66 win against UNCW on Nov. 19, 2024, Bill Self won his 800th career game.
- Self was named the eighth coach in Kansas basketball history on April 21, 2003.
- In September 2017, Self was inducted into the Naismith Memorial Basketball Hall of Fame in Springfield, Massachusetts.
- Self earned career win No. 800 with an 84-66 win over UNCW on Nov. 19, 2024. Self is the fourth-fastest coach of all time to reach the 800-win milestone and just the 16th ever to reach the feat.
- Self won his 700th career game on Feb. 8, 2020, with KU's 60-46 win at TCU. He became the 31st coach in NCAA Division I to accomplish the feat, the second youngest and the sixth fastest.
- While at Kansas, Self has won two national championships (2008, 2022), 16 regular-season Big 12 Conference titles, including a KU- and NCAA-record-tying 13-straight titles from 2005-17, and eight league tournament titles.
- At Kansas, Self has won 16 regular-season league titles with just 18 losses in Allen Fieldhouse. With KU's win versus Siena (11/18/16), Self became the winningest coach in Allen Fieldhouse, posting his 207th victory in the venue.
- In his first trip to the Final Four in 2008, Self's Kansas team won the title. Self is one of two active coaches in NCAA Division I to have won multiple national titles (Rick Pitino) and one of 16 all-time with multiple titles.
- While at Kansas, he has coached 13 NBA Lottery selections including Andrew Wiggins and Joel Embiid, the No. 1 and No. 3 overall selections in the 2014 NBA Draft. Wiggins was the second-ever Jayhawk to go No. 1 with the other being Danny Manning in 1988.
- Self has guided his teams to 23-win seasons in 24 of the last 26 seasons dating back to 1998-99.
- Self's teams have won 20 regular-season league crowns in the last 25 years. His teams have never finished lower than third in the conference.
- Self's 10 career 30-win seasons are tied for third most in NCAA history - Mike Krzyzewski (16), Roy Williams (12), John Calipari (10); and is tied for No. 1 on the active coaches' list. Nine of his 10 30-win seasons have been at Kansas.
- Self was the head coach for Team USA's U18 team that competed and won gold at the 2018 FIBA Americas Championship held in St. Catharines, Canada, in the summer of 2018.
- Self is one of five coaches in NCAA Division I history to have led three different teams - Tulsa, Illinois and Kansas - to the NCAA Elite Eight, including eight times with KU (2004-07-08-11-12-16-17-22). The other coaches are: Gene Bartow, John Calipari, Rick Pitino and Eddie Sutton.
- A 1985 graduate of Oklahoma State, Self began his coaching career as a graduate assistant at Kansas in 1985-86 under head coach Larry Brown. He then returned to his alma mater as an assistant for seven seasons under coaches Leonard Hamilton and Eddie Sutton. His first head coaching job was at Oral Roberts in 1993-94, then Tulsa (1997-98), Illinois (2000-03) and Kansas (2003-present).

BILL SELF NOTABLES

- Two NCAA Championships, three Final Four Appearances, 12 Sweet 16 Appearances, seven Elite Eight Appearances.
- Twenty Conference Regular-Season Championships (2 at Tulsa; 2 at Illinois; 16 at Kansas).
- Nine Conference Tournament Championships (1 at Illinois; 8 at Kansas).
- One of six coaches in NCAA history to advance three different schools to the NCAA Tournament Elite Eight.
- 13-Straight Big 12 Conference regular-season titles (2005-17), tying an NCAA record.
- KU has won 16 of the Big 12's 27 regular-season titles under Self.
- Ten 30-win seasons, which is tied for third most in NCAA Division I history (tied for most amongst active head coaches).
- 323-20 (94.2%) record in Allen Fieldhouse; has seven undefeated seasons in Allen Fieldhouse.
- Class of 2017 for the Naismith Memorial Basketball Hall of Fame.
- Winged Foot Award – 2008 and 2022
- Wooden Award Legends of Coaching – 2013
- V Foundation Dick Vitale Gala Honoree – 2013
- Oklahoma Sports Hall of Fame – 2013
- Wayman Tisdale Humanitarian Award (USBWA) – 2014
- Mannie Jackson – Basketball's Human Spirit Award (Naismith Basketball Hall of Fame) – 2015
- National Coach of the Year – 2000, 2009, 2012, 2016
- Naismith Coach of the Year Finalist (Atlanta Tipoff Club) – 2000, 2001, 2002, 2003, 2009, 2012, 2016, 2017
- Conference Coach of the Year (9) – 2000, 2006, 2009, 2011, 2012, 2015, 2016, 2017, 2018
- Has coached over 85 all-conference performers while at Kansas
- 10 Conference Players of the Year, eight Big 12 Defensive Players of the Years, three Big 12 Freshman(s) of the Year, one Big 12 Sixth Man of the Year, two Big 12 Newcomers of the Year, three Big 12 Scholar-Athletes of the Year and two Big 12 Most Improved Player.
- Has coached 20 Consensus All-Americans (first or second team), three national players of the year and three national defensive players of the year.
- Under Self, Kansas has had 54 Academic All-Big 12 honorees, including Academic All-Americans Cole Aldrich and Tyrel Reed. Aldrich was the 2010 Academic All-American of the Year.
- Original member of the NCAA Men's Basketball Oversight Committee.
- Member of the USA Basketball Competition Committee.
- Board member of the National Association of Basketball Coaches (NABC) and was president in 2017-18.
- Ninth-fastest coach to reach 600 career wins in NCAA Division I.
- His 654 wins in his first 25 seasons rank second most in NCAA history for coaches in their first 25 seasons.
- Also in his first 25 seasons, Self's 76.5 winning percentage (654-201) is fifth best in NCAA history for coaches in their first 25 seasons.
- Self has had 20 NBA Draft first-round selections, including the overall No. 1 draftee, Andrew Wiggins, in 2014.



SELF AS HEAD COACH

Oral Roberts (55-54, .505)

Year	W	L	Pct.	League Finish/Postseason
1993-94	6	21	.222	None
1994-95	10	17	.370	None
1995-96	18	9	.667	None
1996-97	21	7	.750	NIT

Tulsa (74-27, .733)

Year	W	L	Pct.	League Finish/Postseason
1997-98	19	12	.613	(9-5) Third/None
1998-99	23	10	.697	(9-5) T-1st/NCAA 2nd Round
1999-00	32	5	.865	(12-2) 1st/NCAA Elite Eight

Illinois (78-24, .764)

Year	W	L	Pct.	League Finish/Postseason
2000-01	27	8	.771	(13-3) T-1st/NCAA Elite Eight
2001-02	26	9	.743	(11-5) T-1st/NCAA Sweet 16
2002-03	25	7	.714	(11-5) 2nd/NCAA 2nd Round

Kansas (601-148, .802)

Year	W	L	Pct.	League Finish/Postseason
2003-04	24	9	.727	(12-4) 2nd/NCAA Elite Eight
2004-05	23	7	.767	(12-4) T-1st/NCAA 1st Round
2005-06	25	8	.758	(13-3) T-1st/NCAA 1st Round
2006-07	33	5	.868	(14-2) 1st/NCAA Elite Eight
2007-08	37	3	.925	(13-3) T-1st/NCAA CHAMPIONS
2008-09	27	8	.771	(14-2) 1st/NCAA Sweet 16
2009-10	33	3	.917	(15-1) 1st/NCAA 2nd Round
2010-11	35	3	.921	(14-2) 1st/NCAA Elite Eight
2011-12	32	7	.821	(16-2) 1st/NCAA Runner-Up
2012-13	31	6	.839	(14-4) T-1st/NCAA Sweet 16
2013-14	25	10	.714	(14-3) 1st/NCAA 3rd Round
2014-15	27	9	.771	(13-5) 1st/NCAA 3rd Round
2015-16	33	5	.868	(15-3) 1st/NCAA Elite Eight
2016-17	31	5	.861	(16-2) 1st/NCAA Elite Eight
2017-18	16	8	.667	(6-5)
2018-19	26	10	.722	(12-6) 3rd/NCAA 2nd Round
2019-20	28	3	.901	(17-1) 1st
2020-21	21	9	.700	(12-6) 2nd/ NCAA 2nd Round
2021-22	34	6	.850	(14-4) 1st/NCAA CHAMPIONS
2022-23	28	8	.777	(13-5) 1st/NCAA 2nd Round
2023-24	23	11	.676	(10-8) T-5th /NCAA 2nd Round
2024-25	14	5	.737	
Totals	809	253	.762	

Self's Career Win-Loss Breakdown

Overall	809-253
At Home	323-20
On Road	183-142
Neutral	170-59
Conference Games	321-95
At Home	189-16
On Road	137-73
Neutral	1-0
Non Conference Games	432-146
At Home	233-27
On Road	45-60
Neutral	169-57
At Kansas	602-148
At Home in Allen Fieldhouse	323-20
At Home in T-Mobile Center (since 2007-08)	11-3
On Road	140-80
Neutral	128-45
Conference Regular Season Titles	20
(1999, 2000, 01, 02, 05, 06, 07, 08, 09, 10, 11, 12, 13, 14, 15, 16, 17, 20, 22, 23)	
Conference Postseason Tournament Championships	9
(Illinois: 03; Kansas: 06, 07, 08, 10, 11, 13, 16, 22)	
In Conference Tournament (at Kansas)	44-15 (35-10)
In NCAA Tournament (at Kansas)	53-23 (43-18)
In Postseason Play (at Kansas)	96-36 (77-26)
In Overtime (at Kansas)	31-15 (26-11)

Note - Oral Roberts was independent during Self's tenure so all games played at ORU were non-conference.

Self vs. Opponents (All-Time)

Opponent Overall

Air Force	1-1
Alaska-Fairbanks	1-0
Albany	1-0
Alcorn State	3-0
American	1-0
Appalachian State	1-0
Arizona	3-5
Arizona State	1-2
Arkansas	3-4
Arkansas-Pine Bluff	2-0
Auburn	0-1
Austin Peay	1-0
Ball State	1-0
Baptist Christian	1-0
Baylor	28-10
Belmont	2-0
Binghamton	1-0
Boston	1-0
Boston College	3-0
Bradley	0-1
Brigham Young	3-2
Brown	1-0
Bucknell	0-1
California	3-0
Cal Poly	1-1
Cal Santa Barbara	1-0
Cal St. Northridge	2-0
Cal St. Sacramento	2-0
Centenary	1-0
Central Arkansas	1-0
Chaminade	4-0
Charlotte	2-0
Chattanooga	2-0
Cincinnati	3-1
Cleveland State	1-1
College of Charleston	1-0
Colorado	19-1
Colorado State	2-1
Connecticut	2-0
Coppin State	2-0
Cornell	1-0
Creighton	4-4
Dartmouth	1-0
Davidson	2-1
Dayton	2-1
Delaware State	1-0
DePaul	1-1
Detroit	2-0
Duke	4-4
Duquesne	1-0
East Tennessee State	1-0
Eastern Illinois	3-2
Eastern Kentucky	1-0
Eastern Michigan	1-0
Eastern Washington	2-0
Florida	2-1
Florida Atlantic	2-0
Florida Gulf Coast	1-0
Fresno State	2-4
Furman	1-0
Georgetown	3-0
George Mason	1-0

Opponent Overall

Georgia	1-0
Georgia State	1-0
Georgia Tech	3-1
Gonzaga	1-2
Hampton	2-0
Harvard	2-0
Hawaii	3-1
Hofstra	1-0
Holy Cross	1-0
Houston	1-3
Howard	3-0
Huston-Tillotson	2-0
Illinois	1-0
Illinois-Chicago	3-1
Illinois State	1-0
Indiana	6-4
Indiana State	1-1
Iona	2-0
Iowa	2-2
Iowa State	34-13
Jackson State	2-0
John Brown	1-0
Kansas	1-1
Kansas City	8-1
Kansas State	39-8
Kent State	2-0
Kentucky	9-6
Lafayette	1-0
La Salle	1-0
Lehigh	2-0
Lindenwood	1-0
Long Beach State	2-0
Longwood	1-0
Louisiana-Lafayette	2-0
Louisiana-Monroe	2-0
Loyola-Chicago	1-0
Loyola (Md.)	2-0
Loyola Marymount	1-0
LSU	0-1
Maine	1-0
Manhattan	1-0
Marquette	2-1
Marshall	1-0
Maryland	2-1
Massachusetts	0-1
Memphis	3-1
Miami	2-0
Miami (Ohio)	2-0
Michigan	8-1
Michigan State	9-7
Middle Tennessee	0-2
Milwaukee	1-0
Minnesota	7-0
Mississippi	0-2
Mississippi Valley	1-1
Missouri	21-5
Missouri State	2-0
Monmouth	1-0
Montana	3-0
Montevallo	1-0
Morgan State	1-0
Nebraska	23-1

Opponent Overall

Nevada	2-2
New Mexico	1-1
New Mexico State	3-0
New Orleans	1-0
Niagara	1-0
North Carolina	6-1
North Carolina Central	1-0
North Carolina State	3-0
North Dakota	1-0
North Dakota State	3-0
North Texas	4-0
Northeastern	1-0
Northern Colorado	1-0
Northeast Louisiana	2-0
Northeastern Illinois	1-1
Northern Arizona	4-0
Northern Colorado	1-0
Northern Iowa	1-2
Northwestern	4-0
Northwestern State	2-0
Notre Dame	0-2
Oakland	4-0
Ohio	2-0
Ohio State	6-3
Oklahoma	28-8
Oklahoma State	28-14
Omaha	3-0
Oral Roberts	2-2
Oregon	1-1
Oregon State	3-0
Pacific	2-0
Penn State	3-1
Pennsylvania	1-0
Pepperdine	1-1
Portland State	1-0
Providence	1-0
Purdue	6-2
Radford	1-0
Rhode Island	3-0
Rider	1-0
Rice	6-3
Richmond	2-1
Rockhurst	1-0
Saint Louis	1-0
Saint Joseph's	4-1
Sam Houston State	2-1
San Diego State	4-1
San Jose State	5-0
Seton Hall	3-0
Siena	2-0
SMU	6-2
South Carolina	2-0
South Dakota State	1-0
South Florida	1-0
SE Missouri State	2-0
Southern Illinois	2-4
Southern Mississippi	1-0
Southern Utah	6-0
South Dakota	1-0
St. John's	1-0
Stanford	4-2

Opponent Overall

Stephen F. Austin	3-1
Stony Brook	1-0
Syracuse	1-1
Tarleton State	1-0
TCU	30-8
Temple	4-1
Tennessee	6-3
Tennessee-Martin	1-1
Tennessee State	2-0
Tennessee Tech	5-2
Texas	27-14
Texas A&M	12-3
Texas A&M-CC	2-0
Texas Arlington	1-0
Texas-San Antonio	4-0
Texas Southern	4-0
Texas State	2-1
Texas Tech	30-10
Toledo	3-0
Towson	3-0
Tulane	1-0
Tulsa	1-3
UAB	3-1
UCLA	4-1
UC Davis	1-0
UCF	1-1
UC Irvine	1-0
UC Santa Barbara	1-0
UNCW	1-0
UNLV	5-2
UNC Asheville	1-0
UNCG	1-0
USC	4-1
Utah	1-1
UTEP	5-0
Valparaiso	2-1
Vanderbilt	1-0
VCU	0-1
Vermont	3-0
Villanova	5-5
Wake Forest	1-0
Washburn	3-0
Washington	1-1
Washington State	1-1
West Virginia	19-8
Western Illinois	3-0
Western Kentucky	2-2
Wichita State	3-2
Winston-Salem State	1-0
Wisconsin	4-2
Wisconsin-Milwaukee	2-0
Wofford	1-0
Wyoming	1-1
Yale	3-0

FIRST-ROUND DRAFT PICKS
UNDER SELF

2002	
Frank Williams*	Denver Nuggets
2003	
Brian Cook*	Los Angeles Lakers
2005	
Luther Head*	Houston Rockets
Wayne Simien	Denver Nuggets
Deron Williams*	Denver Nuggets
2007	
Julian Wright	New Orleans Hornets
2008	
Darrell Arthur	Memphis Grizzlies
Brandon Rush	Indiana Pacers
2010	
Cole Aldrich	Oklahoma City Thunder
Xavier Henry	Memphis Grizzlies
2011	
Marcus Morris	Houston Rockets
Markieff Morris	Phoenix Suns
2012	
Thomas Robinson	Sacramento Kings
2013	
Ben McLemore	Sacramento Kings
2014	
Andrew Wiggins	Cleveland Cavaliers
Joel Embiid	Philadelphia 76ers
2015	
Kelly Oubre Jr.	Atlanta Hawks
2017	
Josh Jackson	Phoenix Suns
2020	
Udoka Azubuike	Utah Jazz
2022	
Ochai Agbaji	Cleveland Cavaliers
Christian Braun	Denver Nuggets
2023	
Gradey Dick	Toronto Raptors

*Played for Self at Illinois



SELF'S COLLEGIATE PLAYER HONORS AT KANSAS

ALL-AMERICANS

Consensus First Team Selections

2005	Wayne Simien (Leavenworth, Kan.)
2010	Sherron Collins (Chicago, Ill.)
2012	Thomas Robinson (Washington, D.C.)
2017	Frank Mason III (Petersburg, Va.)
2018	Devonte' Graham (Raleigh, N.C.)
2022	Ochai Agbaji (Kansas City, Mo.)
2023	Jalen Wilson (Denton, Texas)

Consensus Second Team Selections

2009	Sherron Collins
2010	Cole Aldrich
2011	Marcus Morris
2013	Ben McLemore
	Jeff Withey
2014	Andrew Wiggins
2017	Perry Ellis
2020	Udoka Azubuike
	Devon Dotson
2024	Hunter Dickinson

OTHER FIRST TEAM SELECTIONS

2007	Brandon Rush (Kansas City, Mo.)
2008	Brandon Rush (Kansas City, Mo.)
2011	Marcus Morris (Philadelphia, Pa.)
2013	Ben McLemore (St. Louis, Mo.)
2014	Andrew Wiggins (Vaughan, Ontario, Canada)
2016	Perry Ellis (Wichita, Kan.)
2017	Josh Jackson (Detroit, Mich.)
2020	Udoka Azubuike (Delta, Nigeria)
	Devon Dotson (Charlotte, N.C.)

ACADEMIC ALL-AMERICANS

2010	**Cole Aldrich (Bloomington, Minn.)
2011	Tyrel Reed (Burlington, Kan.)

***Academic All-American of the Year; First Team Honorees unless indicated*

JOHN R. WOODEN AWARD

2017	Frank Mason III (Petersburg, Va.)
------	-----------------------------------

ASSOCIATED PRESS PLAYER OF THE YEAR

2017	Frank Mason III (Petersburg, Va.)
------	-----------------------------------

NAISMITH AWARD

2017	Frank Mason III (Petersburg, Va.)
------	-----------------------------------

NABC PLAYER OF THE YEAR

2003	Nick Collison (Iowa Falls, Iowa)
2017	Frank Mason III (Petersburg, Va.)

LUTE OLSON PLAYER OF THE YEAR (COLLEGEINSIDER.COM)

2010	Sherron Collins (Chicago, Ill.)
------	---------------------------------

OSCAR ROBERTSON TROPHY (USBWA)

2017	Frank Mason III (Petersburg, Va.)
------	-----------------------------------

FRANCES POMEROY NAISMITH AWARD

2010	Sherron Collins (Chicago, Ill.)
2023	Jalen Wilson (Denton, Texas)

ESPN.COM PLAYER OF THE YEAR

2012	Thomas Robinson (Washington, D.C.)
------	------------------------------------

ESPN.COM DEFENSIVE PLAYER OF THE YEAR

2020	Marcus Garrett (Dallas, Texas)
------	--------------------------------

BOB COUSY AWARD (NAISMITH HOF)

2017	Frank Mason III (Petersburg, Va.)
------	-----------------------------------

JULIUS ERVING AWARD (NAISMITH HOF)

2023	Jalen Wilson (Denton, Texas)
------	------------------------------

NATIONAL DEFENSIVE PLAYER OF THE YEAR (NABC)

2013	Jeff Withey (co-Defensive POY) (San Diego, Calif.)
2020	Udoka Azubuike (Delta, Nigeria)

NCAA TOURNAMENT MOST OUTSTANDING PLAYER

2008	Mario Chalmers (Anchorage, Alaska)
2022	Ochai Agbaji (Kansas City, Mo.)

NCAA ALL-TOURNAMENT TEAM (R — Regional; FF — Final Four)

2004	Aaron Miles (Portland, Ore.), R
	Wayne Simien (Leavenworth, Kan.), R
2007	Brandon Rush (Kansas City, Mo.), R
	Julian Wright (Chicago Heights, Ill.), R
2008	Darrell Arthur (Dallas, Texas), FF
	Mario Chalmers (Anchorage, Alaska), R, FF
	Sasha Kaun (Melbourne, Fla), R
	Brandon Rush (Kansas City, Mo.), R, FF
2009	Cole Aldrich (Bloomington, Minn.), R
2011	Marcus Morris (Philadelphia, Pa.), R
2012	Thomas Robinson (Washington, D.C.), R, FF
	Tyshawn Taylor (Hoboken, N.J.), R, FF
	Jeff Withey (San Diego, Calif.), R
2013	Ben McLemore (St. Louis, Mo.), R
2017	Josh Jackson (Detroit, Mich.), R
2017	Frank Mason III (Petersburg, Va.), R
2018	Devonte' Graham (Raleigh, N.C.), R
	Malik Newman (Jackson, Miss.), R
2022	Ochai Agbaji (Kansas City, Mo.) R, FF
	David McCormack (Norfolk, Va.) R, FF

REGIONAL MOST OUTSTANDING PLAYER

2012	Thomas Robinson (Washington, D.C.)
2018	Malik Newman (Jackson, Miss.)
2022	Remy Martin (Burbank, Calif.)

BIG 12 PLAYER OF THE YEAR

2005	Wayne Simien
2011	Marcus Morris
2012	Thomas Robinson
2017	Frank Mason III
2018	Devonte' Graham
2020	Udoka Azubuike
2022	Ochai Agbaji
2023	Jalen Wilson

BIG 12 NEWCOMER OF THE YEAR

2006	Brandon Rush
2014	Andrew Wiggins
2017	Josh Jackson
2018	Malik Newman
2019	Dedric Lawson
2021	David McCormack
2024	Hunter Dickinson

BIG 12 DEFENSIVE PLAYER OF THE YEAR

2007	co-Mario Chalmers
2009	co-Cole Aldrich
2010	Cole Aldrich
2012	Jeff Withey
2013	Jeff Withey
2014	Joel Embiid
2020	Marcus Garrett
2023	Dajuan Harris Jr.

BIG 12 SIXTH MAN AWARD

2008	Sherron Collins
------	-----------------

BIG 12 ALL-NEWCOMER TEAM

2006	Mario Chalmers
	Brandon Rush
	Julian Wright
2007	Darrell Arthur
	Sherron Collins
2009	Marcus Morris
	Tyshawn Taylor
2010	Xavier Henry
2013	Ben McLemore
2014	Joel Embiid
	Andrew Wiggins
2015	Kelly Oubre Jr.
2017	Josh Jackson
2018	Malik Newman
2019	Dedric Lawson
2021	Jalen Wilson
2023	Gradey Dick
2024	Hunter Dickinson

*Formally named rookie, started in 2006

BIG 12 ALL-FRESHMAN TEAM

2019	Devon Dotson
2020	Christian Braun
2022	K.J. Adams
2023	Gradey Dick
2024	Johnny Furphy

*started in 2019

BIG 12 ALL-DEFENSIVE TEAM

2006	Mario Chalmers
	Russell Robinson
2007	Mario Chalmers
	Russell Robinson
2008	Mario Chalmers
	Russell Robinson
2009	Cole Aldrich
2010	Cole Aldrich
2011	Brady Morningstar
2012	Jeff Withey
2013	Travis Releford
	Jeff Withey
2016	Frank Mason III
	Devonte' Graham
2019	Marcus Garrett
2020	Udoka Azubuike
	Marcus Garrett
2021	Jalen Wilson
2022	Dajuan Harris Jr.
2023	Dajuan Harris Jr.
	Kevin McCullar Jr.
2024	Dajuan Harris Jr.

*started in 2006

SELF'S COLLEGIATE PLAYER HONORS AT KANSAS (CONT.)

BIG 12 MOST IMPROVED PLAYER

2022	David McCormack
2023	KJ Adams

ACADEMIC ALL-BIG 12

2004	Christian Moody
	Brett Olson
2005	Aaron Miles
	Christian Moody
2006	Jeremy Case
	Sasha Kaun
	Christian Moody
	Moulaye Niang
	Steven Vinson
2007	Sasha Kaun
2008	Jeremy Case
	Sasha Kaun
2009	Matt Kleinmann
	Tyrel Reed
2010	Cole Aldrich
	Tyrel Reed
2011	Tyrel Reed
2012	Jordan Juennemann
2015	Perry Ellis
	Christian Garrett
2016	Perry Ellis
	Evan Manning
	Sviatoslav Mykhailiuk
2017	Dwight Coleby Jr.
	Landen Lucas
	Tyler Self
2018	Clay Young
2019	Udoka Azubuike
	Charlie Moore
2020	David McCormack
	Udoka Azubuike
2021	David McCormack
	Christian Braun
2022	David McCormack
	Christian Braun
	Michael Jankovich
	Dajuan Harris Jr.
	Jalen Wilson
2023	Bobby Pettiford Jr.
	Zach Clemence
	Michael Jankovich
	Jalen Wilson
	Dajuan Harris Jr.
	KJ Adams
2024	Patrick Cassidy*
	Wilder Evers*
	Dajuan Harris Jr.*
	Michael Jankovich*
	Dillon Wilhite*
	KJ Adams
	Kevin McCullar Jr.

*First team selections

BIG 12 MEN’S BASKETBALL SCHOLAR-ATHLETE OF THE YEAR

2015	Perry Ellis
2016	Perry Ellis
2022	David McCormack

*Started in 2014

PRENTICE GAUTT POSTGRADUATE SCHOLARSHIP AWARD

2006	Christian Moody
------	-----------------

BIG 12 GERALD LAGE ACADEMIC AWARD

2024	Patrick Cassidy
------	-----------------

ACADEMIC ALL-BIG 12 ROOKIE TEAM

2013	Perry Ellis
	Evan Manning
	Tyler Self
	Andrew White III
2014	Conner Frankamp
2015	Kelly Oubre Jr.
	Josh Pollard
2016	Lagerald Vick
2017	Udoka Azubuike
2019	Quentin Grimes
	David McCormack
2022	K.J. Adams Jr.
	Zach Clemence
	Bobby Pettiford
2023	Gradey Dick
	MJ Rice
	Zuby Ejiofor
2024	Johnny Furphy
	Jamari McDowell

CONFERENCE MALE ATHLETE OF THE YEAR

2017	Frank Mason III
2022	Ochai Agbaji

BIG 12 10TH ANNIVERSARY TEAM

2007	Nick Collison
	Kirk Hinrich

KANSAS WOODEN AWARD ALL-AMERICANS

2005	Wayne Simien
2007	Brandon Rush
2008	Brandon Rush
2010	Sherron Collins
2011	Marcus Morris
2012	Thomas Robinson
2013	Ben McLemore
2014	Andrew Wiggins
2016	Perry Ellis
2017	Frank Mason III
	(Wooden Award recipient)
2017	Josh Jackson
2018	Devonte' Graham
2020	Udoka Azubuike, Devon Dotson
2022	Ochai Agbaji
2023	Jalen Wilson
2024	Hunter Dickinson

ALL-BIG 12 (First Team)

2004	Wayne Simien
2005	Wayne Simien
2006	Brandon Rush
2007	Brandon Rush
	Julian Wright
2008	Brandon Rush
	Darrell Arthur
2009	Cole Aldrich
	Sherron Collins
2010	Cole Aldrich
	Sherron Collins
2011	Marcus Morris
2012	Thomas Robinson
	Tyshawn Taylor
2013	Ben McLemore
	Jeff Withey
2014	Andrew Wiggins
2015	Perry Ellis
2016	Perry Ellis

2017	Frank Mason III
	Josh Jackson
2018	Devonte' Graham
2019	Dedric Lawson
2020	Udoka Azubuike
	Devon Dotson
2022	Ochai Agbaji
2023	Jalen Wilson
2024	Hunter Dickinson
	Kevin McCullar Jr.

ALL-BIG 12 (Second Team)

2004	Keith Langford
2005	Keith Langford
2008	Mario Chalmers
2010	Marcus Morris
2011	Markieff Morris
2013	Travis Releford
2014	Joel Embiid
2015	Frank Mason III
2016	Frank Mason III
	Wayne Selden Jr.
2017	Devonte' Graham
2018	Sviatoslav Mykhailiuk
2021	Marcus Garrett
	David McCormack
2022	Christian Braun
2023	Gradey Dick

ALL-BIG 12 (Third Team)

2004	Aaron Miles
2005	Aaron Miles
2007	Mario Chalmers
2008	Darnell Jackson
2012	Jeff Withey
2014	Perry Ellis
2018	Udoka Azubuike
2019	Devon Dotson
2020	Marcus Garrett
2022	David McCormack
	Jalen Wilson
2023	Kevin McCullar Jr.

ALL-BIG 12 (Honorable Mention)

2004	J.R. Giddens
2006	Mario Chalmers
	Julian Wright
2007	Darrell Arthur
	Sherron Collins
2010	Xavier Henry
2011	Brady Morningstar
	Tyrel Reed
2013	Elijah Johnson
2014	Wayne Selden
	Naadir Tharpe
2015	Kelly Oubre
	Wayne Selden
2016	Devonte' Graham
	Landen Lucas
2017	Landen Lucas
2018	Lagerald Vick
2020	Ochai Agbaji
2021	Ochai Agbaji
	Christian Braun
2022	Dajuan Harris Jr.
2023	Dajuan Harris Jr.
	KJ Adams
2024	KJ Adams
	Johnny Furphy
	Dajuan Harris Jr.



SHAKEEL MOORE

Graduate Senior • Guard • 6-1 • 190 • Greensboro, N.C. • Moravian Prep • Twitter: @TheShakeelMoore • IG: @shakeelmoore

- A graduate senior transfer from Mississippi State, who signed with Kansas in early June 2024
- Began his college career at NC State and played the last three years at Mississippi State
- A solid defender who was one of 15 on the Naismith Defensive Player of the Year Watch List as a junior in 2022-23
- Played in 99 games at Mississippi State with 66 starts
- For his career, has played in 136 games, with 75 starts, 1,101 points, 360 rebounds, 267 assists, 178 steals and 135 three-point field goals made.

CAREER HONORS

Naismith Defensive Player of the Year Watch List [2023]
ACC Freshman of the Week (12/28/2020)

MISCELLANEOUS

	FR	SO	JR	SR	GR	CAREER
Double-Doubles	-	-	-	-	-	-
5+ Points	16	28	27	26	7	104
10+ Points	5	12	15	13	1	46
20+ Points	-	-	3	-	-	3
5+ Rebounds	5	9	5	3	-	22
5+ Assists	1	3	4	1	1	10
2+ 3PT Field Goals	7	13	12	4	2	38
2+ Steals	11	18	15	8	1	53
2+ Blocks	2	1	1	1	1	6
Led Team in Pts. (at KU)					-	-
Led Team in Rebs. (at KU)					-	-
Led Team in Assists (at KU)					1	1
Led Team in Blocks (at KU)					-	-
Led Team in Steals (at KU)					1	1

MOORE CAREER HIGHS

Points	22	at South Carolina (1.31.23)
Field Goals	9	2x, last vs. South Carolina (2.28.23)
Field Goal Att.	15	vs. South Carolina (2.28.23)
3PT Field Goals	4	2x, last at Missouri (2.10.24)
3PT Field Goal Att.	8	at Georgia (1.11.23)
Free Throws	9	vs. Alabama (1.15.22)
Free Throw Att.	9	vs. Alabama (1.15.22)
Rebounds	10	at Clemson (1.5.21)
Assists	7	vs. Ole Miss (1.22.22)
Blocks	3	vs. Lamar University (12.2.21)
Steals	5	2x, last vs. South Dakota (11.17.22)
Minutes	38	2x, last vs. Florida (3.9.23)

2024-25 GAME-BY-GAME

OPPONENT (Date)	MP	FG-A	PCT	3PT-A	PCT	FT-A	PCT	O-D-T	PF	A	TO	BLK	ST	TP
HOWARD (11.4)	-	-	-	-	-	-	-	-	-	-	-	-	-	-
NORTH CAROLINA (11.8)	-	-	-	-	-	-	-	-	-	-	-	-	-	-
vs. Michigan State (11.12)	-	-	-	-	-	-	-	-	-	-	-	-	-	-
OAKLAND (11.16)	5	1-1	1.000	0-0	---	0-0	---	0-2-2	0	1	0	0	0	2
UNCW (11.19)	6	1-2	.500	0-1	.000	0-0	---	0-0-0	1	0	1	0	0	2
vs. Duke (11.26)	-	-	-	-	-	-	-	-	-	-	-	-	-	-
FURMAN (11.30)	-	-	-	-	-	-	-	-	-	-	-	-	-	-
at Creighton (12.4)	-	-	-	-	-	-	-	-	-	-	-	-	-	-
at Missouri (12.8)	-	-	-	-	-	-	-	-	-	-	-	-	-	-
NC STATE (12.14)	2	0-0	---	0-0	---	0-0	---	0-1-1	0	0	0	0	0	0
BROWN (12.22)	14	1-2	.500	0-0	---	3-4	.750	1-0-1	0	1	2	2	1	5
WEST VIRGINIA (12.31)*	2	0-0	---	0-0	---	0-0	---	0-0-0	0	0	0	0	0	0
at UCF (1.5)	20	2-5	.400	2-2	1.000	0-0	---	1-2-3	2	6	2	0	1	6
ARIZONA STATE (1.8)	22	3-5	.600	0-2	.000	2-2	1.000	0-1-1	1	1	0	0	2	8
at Cincinnati (1.11)	27	4-9	.444	0-2	.000	0-0	---	0-4-4	2	2	1	0	1	8
at Iowa State (1.15)	22	2-5	.400	0-1	.000	0-0	---	0-4-4	1	2	2	0	0	4
KANSAS STATE (1.18)	31	1-3	.333	0-1	.000	4-6	.667	1-2-3	1	2	2	0	0	6
at TCU (1.22)	24	4-7	.571	3-4	.750	0-0	---	0-2-2	1	2	1	0	2	11
HOUSTON (1.25)	19	3-7	.429	1-3	.333	0-0	---	1-2-3	2	0	1	0	1	7
UCF (1.28)*														
at Baylor (2.1)*														
IOWA STATE (2.3)*														
at Kansas State (2.8)*														
COLORADO (2.11)*														
at Utah (2.15)*														
at BYU (2.18)*														
OKLAHOMA STATE (2.22)*														
at Colorado (2.24)*														
TEXAS TECH (3.1)*														
at Houston (3.3)*														
ARIZONA (3.8)*														

* Starter; *Big 12 Conference game

CAREER STATS

SEASON	GP-GS	MIN/AVG	FG-FGA	PCT	3FG-3FGA	PCT	FT-FTA	PCT	O-D-T	AVG	PF-FO	AST	TO	BLK	STL	PTS	AVG
2020-21*	25-2	467/18.7	67-153	.438	21-61	.344	15-29	.517	9-54-63	2.5	48-0	43	43	8	35	170	6.8
2021-22*	34-29	949/27.9	107-270	.396	44-140	.314	39-51	.765	16-87-103	3.0	67-2	75	56	10	54	297	8.7
2022-23*	32-15	844/26.4	119-290	.410	35-132	.265	39-51	.765	18-78-96	3.0	53-1	73	63	9	53	312	9.8
2023-24*	32-21	750/23.4	94-200	.470	28-78	.359	39-55	.709	10-62-72	2.2	52-0	58	36	5	28	255	8.0
2024-25	12-7	194/16.2	22-46	.478	6-16	.375	9-12	.750	4-20-24	2.0	11-0	17	12	2	8	59	4.9
TOTAL	136-75	3226/23.7	412-965	.427	135-429	.315	142-200	.710	58-302-360	2.6	231-3	267	210	34	178	1101	8.1

*AT NC STATE, ^AT MISSISSIPPI STATE



HUNTER DICKINSON

Graduate Senior • Center • 7-2 • 265 • Alexandria, Va. • DeMatha Catholic HS • Twitter: @H_Dickinson24 • IG: @hunter.dickinson1

- A two-time Consensus All-America Second Team selection at two different schools Michigan (2021) and Kansas (2024) and is only the second-ever to accomplish the feat at two different schools (Elmer Oliphant at Purdue in 1914 and at Army in 1915)
- The only player to be named Wooden All-American at two different schools – Michigan (2021) and Kansas (2024)
- Recorded four 20-rebound games in 2023-24 which ranks third all-time at KU in 20-rebound games with four (20 by Wilt Chamberlain, 13 by Bill Bridges)
- On NCAA D1 career active list: field goals made (first, 1,017), scoring (second, 2,509 points), rebounds (third, 1,339), double-doubles (third, 57). Only NCAA Division I active player with more than 2,500 points and 1,300 rebounds.
- Graduated from Michigan and is pursuing a master’s degree at Kansas.

CAREER HONORS

Wooden Award Midseason Top 25 Watch List; Big 12 Player of the Week (12.16.24); Big 12 Player of the Week (11.18.24); Big 12 Player of the Week (11.11.24); Wooden Award Preseason Top 50 Watch List; Kareem Abdul-Jabbar Center of the Year Watch List (1 of 20); NABC Player of the Year Watch List [2024]; Naismith Trophy Player of the Year Watch List [2024]; Associated Press Preseason All-American [2024]; Preseason Big 12 Player of the Year [2024]; Wooden Award All-American [2024]; Consensus All-America Second Team [2024]; Associated Press All-America Second Team [2024]; The Sporting News All-America Second Team [2024]; NABC All-America Third Team [2024]; USBWA All-America Second Team [2024]; NABC All-District 8 First Team [2024]; Big 12 Newcomer of the Year [2024]; All-Big 12 First Team [2024]; All-Big 12 Newcomer Team [2024]; Wooden Award National Ballot (1 of 15); Wooden Award Late Season Top 20 [2024]; Kareem Abdul-Jabbar Award Top 10 [2024]; Maui invitational All Tournament Team [2023]; Oscar; Robertson Player of the Week (11.19.2023); Preseason All America Second Team [2023]; Naismith Trophy Watchlist [2023]; Preseason Big 12 Player of the Year [2023]; Preseason Big 12 Newcomer of the Year [2023]; Preseason All Big 12 First Team [2023]; 3x Big 12 Player of the Week [2024]; 3x Big 12 Newcomer of the Week [2024]; USBWA All-District V Team [2023]; NABC All-District 7 First Team [2023]; All-Big Ten First Team [2023]; Academic All-Big Ten [2023]; USBWA All-District V Team [2022]; NABC All-District 7 Second Team [2022]; All-Big Ten First Team [2022]; CoSIDA Academic All-District [2022]; Academic All-Big Ten [2022]; Consensus All-America Second Team [2021]; NCAA Tournament All-East Region Team [2021]; USBWA All-District V Team [2021]; NABC All-District 7 Second Team [2021]; Big Ten Newcomer of the Year [AP, 2021]; Big Ten All-Freshman Team [2021]; Big Ten Freshman of the Year [2021]; All-Big Ten Second Team [2021]; 3x Big Ten Player of the Week; 7x Big Ten Freshman of the Week [2020-21].

MISCELLANEOUS

	FR	SO	JR	SR	GR	CAREER
Double-Doubles	6	11	14	17	9	57
10+ Points	23	29	31	31	17	131
20+ Points	5	15	14	14	5	53
30+ Points	-	1	2	2	-	5
10+ Rebounds	6	12	15	18	9	60
20+ Rebounds	-	-	-	4	-	4
3+ Assists	2	13	7	10	7	39
2+ 3PT Field Goals	-	5	5	5	1	16
2+ Steals	1	4	3	7	6	21
2+ Blocks	10	14	17	10	7	58
Led Team in Pts. (at KU)				20	6	26
Led Team in Rebs. (at KU)				28	14	42
Led Team in Assists (at KU)				2	3	5
Led Team in Blocks (at KU)				18	6	24
Led Team in Steals (at KU)				4	5	12

DICKINSON CAREER HIGHS

Points	33	vs. Michigan State (3.1.22)
Field Goals	15	vs. Chaminade (11.20.23)
Field Goal Att.	22	vs. Kentucky (12.4.22)
3PT Field Goals	4	vs. Purdue (2.10.22)
3PT Field Goal Att.	7	vs. Purdue (1.26.23)
Free Throws	10	vs. Kentucky (11.14.23)
Free Throw Att.	15	vs. BYU (2.27.24)
Rebounds	21	vs. Kentucky (11.14.23)
Assists	8	vs. NC State (12.14.24)
Blocks	5	5x, last vs. Kansas State (3.5.24)
Steals	3	7x, last vs. Arizona State (1.8.25)
Minutes	46	vs. Illinois (3.2.23)

2024-25 GAME-BY-GAME

OPPONENT (Date)	MP	FG-A	PCT	3PT-A	PCT	FT-A	PCT	O-D-T	PF	A	TO	BLK	ST	TP
*HOWARD (11.4)	21	5-8	.625	1-1	1.000	5-6	.833	1-5-6	1	1	2	2	3	16
*NORTH CAROLINA (11.8)	29	7-15	.467	0-2	.000	6-9	.667	1-9-10	4	3	0	1	0	20
*vs. Michigan State (11.12)	35	13-21	.619	1-1	1.000	1-4	.250	3-9-12	1	1	1	1	3	28
*OAKLAND (11.16)	25	5-10	.500	0-1	.000	0-0	---	1-8-9	0	2	0	4	2	10
*UNCW (11.19)	30	7-11	.636	0-1	.000	1-3	.333	1-14-15	2	2	3	1	1	15
*vs. Duke (11.26)	24	4-11	.364	1-2	.500	2-2	1.000	2-4-6	3	3	3	0	2	11
*FURMAN (11.30)	24	5-8	.625	0-1	.000	0-0	---	1-5-6	0	1	2	0	1	10
*at Creighton (12.4)	25	2-4	.500	0-2	.000	2-2	1.000	2-6-8	3	2	1	0	1	6
*at Missouri (12.8)	34	8-15	.533	2-4	.500	1-1	1.000	8-6-14	4	4	7	4	1	19
*NC STATE (12.14)	28	9-13	.692	1-3	.333	2-2	1.000	2-12-14	3	8	0	1	2	21
*BROWN (12.22)	24	6-14	.429	0-1	.000	3-3	1.000	4-9-13	0	4	0	3	0	15
WEST VIRGINIA (12.31)	33	4-10	.400	0-1	.000	2-4	.500	5-7-12	0	0	1	0	1	10
at UCF (1.5)	23	12-17	.706	0-1	.000	3-3	1.000	4-5-9	1	1	4	3	1	27
ARIZONA STATE (1.8)	34	5-15	.333	0-1	.000	5-5	1.000	4-8-12	2	2	3	3	3	15
at Cincinnati (1.11)	32	7-16	.438	0-3	.000	0-0	---	4-8-12	0	2	0	0	1	14
at Iowa State (1.15)	29	3-10	.300	0-1	.000	0-0	---	1-7-8	4	1	4	2	0	6
KANSAS STATE (1.18)	34	12-19	.632	0-0	---	1-1	1.000	3-5-8	3	3	2	1	0	25
at TCU (1.22)	33	7-10	.700	0-0	---	2-2	1.000	2-7-9	4	4	2	0	0	16
HOUSTON (1.25)	45	6-11	.545	0-1	.000	5-5	1.000	1-7-8	3	2	1	0	0	17
UCF (1.28)*														
at Baylor (2.1)*														
IOWA STATE (2.3)*														
at Kansas State (2.8)*														
COLORADO (2.11)*														
at Utah (2.15)*														
at BYU (2.18)*														
OKLAHOMA STATE (2.22)*														
at Colorado (2.24)*														
TEXAS TECH (3.1)*														
at Houston (3.3)*														
ARIZONA (3.8)*														

* Starter; *Big 12 Conference game

CAREER STATS

SEASON	GP-GS	MIN/AVG	FG-FGA	PCT	3FG-3FGA	PCT	FT-FTA	PCT	O-D-T	AVG	PF-FO	AST	TO	BLK	STL	PTS	AVG
2020-21*	28-23	726/26.0	156-261	.598	0-4	.000	82-111	.739	61-145-206	7.4	71-1	25	64	40	9	394	14.1
2021-22*	32-32	1030/32.3	240-426	.563	21-64	.328	93-116	.802	75-199-274	8.6	87-1	73	65	49	15	594	18.6
2022-23*	34-34	1106/32.8	244-436	.560	24-57	.421	117-161	.727	78-229-307	9.0	63-1	50	69	60	17	629	18.5
2023-24	33-33	1063/32.2	250-456	.548	23-65	.354	68-109	.624	85-276-361	10.9	74-1	76	58	47	31	591	17.9
2024-25	19-19	562/29.6	127-238	.534	6-27	.222	41-52	.788	50-141-191	10.1	38-0	46	36	26	22	301	15.8
TOTAL	146-141	4487/30.7	1017-1817	.560	74-217	.341	401-549	.730	349-990-1339	9.2	333-4	270	292	222	94	2509	17.2

*AT MICHIGAN



AJ STORR

Junior • Guard • 6-7 • 205 • Rockford, Ill. • IMG Academy • Twitter: @storr_aj • IG: @theajstorr_

- Entered the NBA Draft, then the transfer portal following the 2023-24 season after playing one season at Wisconsin
- Played his freshman season at St. John's and will be a junior at Kansas
- Scored his 1,000th career point at Iowa State (1/15/25).
- For his college career, has played in 88 games with 57 starts and has scored 1,023 points (11.6 ppg).

CAREER HONORS

Wooden Award Preseason Top 50 Watch List
Julius Erving Small Forward of the Year Watch List (1 of 20)
Naismith Trophy Player of the Year Watch List [2024]
Big Ten All-Tournament Team [2024]
All-Big Ten Second Team [2024]
NABC All-District Second Team [2024]
BIG EAST All-Freshman Team [2023]
BIG EAST Freshman of the Week (3x, 2022-23)

MISCELLANEOUS

	FR	SO	JR	CAREER
Double-Doubles	-	2	-	2
5+ Points	22	36	12	70
10+ Points	14	34	6	54
20+ Points	2	11	-	13
5+ Rebounds	3	15	3	21
3+ Assists	3	1	2	6
2+ 3PT Field Goals	9	14	2	25
2+ Steals	2	3	1	6
2+ Blocks	1	-	-	1
Led Team in Pts. (at KU)			1	1
Led Team in Rebs. (at KU)			-	-
Led Team in Assists (at KU)			-	-
Led Team in Blocks (at KU)			-	-
Led Team in Steals (at KU)			2	2

STORR CAREER HIGHS

Points	30	vs. Northwestern (3.15.24)
Field Goals	11	at Nebraska (2.1.24)
Field Goal Att.	23	vs. Purdue (3.16.24)
3PT Field Goals	5	at Nebraska (2.1.24)
3PT Field Goal Att.	11	at Nebraska (2.1.24)
Free Throws	8	vs. Illinois (3.17.24)
Free Throw Att.	10	vs. Illinois (3.17.24)
Rebounds	12	2x, last vs. Ohio State (2.13.24)
Assists	5	vs. Georgetown (1.29.23)
Blocks	2	vs. Seton Hall (2.1.23)
Steals	4	vs. Georgetown (1.29.23)
Minutes	41	at DePaul (2.14.23)

2024-25 GAME-BY-GAME

OPPONENT (Date)	MP	FG-A	PCT	3PT-A	PCT	FT-A	PCT	O-D-T	PF	A	TO	BLK	ST	TP
HOWARD (11.4)	15	2-5	.400	1-1	1.000	0-0	---	0-2-2	3	2	0	0	0	5
NORTH CAROLINA (11.8)	28	6-13	.462	1-3	.333	0-0	---	0-2-2	2	3	0	0	1	13
vs. Michigan State (11.12)	12	2-5	.400	1-3	.333	1-1	1.000	1-1-2	5	0	1	0	0	6
OAKLAND (11.16)	19	7-9	.778	2-3	.667	0-1	.000	0-2-2	1	3	0	0	0	16
UNCW (11.19)	22	2-7	.286	1-5	.200	2-2	1.000	0-1-1	2	1	1	0	0	7
*vs. Duke (11.26)	28	4-7	.571	2-2	1.000	1-1	1.000	0-0-0	2	2	2	0	1	11
*FURMAN (11.30)	23	1-4	.250	0-2	.000	2-2	1.000	0-1-1	3	1	0	0	0	4
*at Creighton (12.4)	27	4-13	.308	1-3	.333	3-4	.750	1-2-3	2	0	0	0	1	12
at Missouri (12.8)	18	1-7	.143	0-3	.000	0-0	---	1-2-3	4	0	2	0	1	2
NC STATE (12.14)	17	1-3	.333	0-1	.000	0-0	---	0-2-2	1	0	1	1	1	2
BROWN (12.22)	20	3-8	.375	1-3	.333	2-4	.500	0-5-5	0	0	1	1	0	9
WEST VIRGINIA (12.31)	15	0-2	.000	0-1	.000	0-0	---	0-0-0	0	0	0	0	0	0
at UCF (1.5)*	15	5-8	.625	1-2	.500	0-0	---	1-4-5	2	2	0	0	0	11
ARIZONA STATE (1.8)*	3	0-1	.000	0-1	.000	0-0	---	0-1-1	1	0	2	0	0	0
at Cincinnati (1.11)*	10	1-5	.200	0-2	.000	2-2	1.000	0-0-0	0	1	1	0	0	4
at Iowa State (1.15)*	10	2-6	.333	0-2	.000	1-2	.500	1-1-2	4	2	0	1	0	5
KANSAS STATE (1.18)*	17	3-6	.500	1-3	.333	0-0	---	1-0-1	1	0	0	0	1	7
at TCU (1.22)*	22	6-10	.600	0-2	.000	0-0	---	2-4-6	2	1	3	0	3	12
HOUSTON (1.25)*	18	0-6	.000	0-3	.000	0-4	.000	0-1-1	2	1	1	0	0	0
UCF (1.28)*														
at Baylor (2.1)*														
IOWA STATE (2.3)*														
at Kansas State (2.8)*														
COLORADO (2.11)*														
at Utah (2.15)*														
at BYU (2.18)*														
OKLAHOMA STATE (2.22)*														
at Colorado (2.24)*														
TEXAS TECH (3.1)*														
at Houston (3.3)*														
ARIZONA (3.8)*														

* Starter; *Big 12 Conference game

CAREER STATS

SEASON	GP-GS	MIN/AVG	FG-FGA	PCT	3FG-3FGA	PCT	FT-FTA	PCT	O-D-T	AVG	PF-FO	AST	TO	BLK	STL	PTS	AVG
2022-23*	33-17	697/21.1	106-244	.434	38-94	.404	42-56	.750	10-54-64	1.9	54-0	27	36	6	13	292	8.8
2023-24*	36-36	1037/28.8	216-498	.434	48-150	.320	125-154	.812	40-102-142	3.9	41-0	32	57	5	22	605	16.8
2024-25	19-4	339/17.8	50-125	.400	12-45	.267	14-23	.609	8-31-39	2.1	37-1	19	17	3	9	126	6.6
TOTAL	88-57	2073/23.6	372-867	.429	98-289	.339	181-233	.777	58-187-245	2.8	132-1	78	110	14	44	1023	11.6

*AT ST. JOHN'S, *AT WISCONSIN



DAJUAN HARRIS JR.

Graduate Senior • Guard • 6-2 • 175 • Columbia, Mo. • Rock Bridge HS • Twitter: @DajuanH10 • IG: @dajuanharr1s

- All-Big 12 Honorable Mention and Big 12 All-Defensive Team selection (2024).
- Preseason All-Big 12 Second Team.
- 2023 Big 12 Defensive Player of the Year, All-Big 12 Honorable Mention and Big 12 All-Defensive Team.
- Graduated with a bachelor's degree in liberal arts & sciences in May 2023 and is pursuing a master's degree in sport management.
- Starting point guard on the 2022 NCAA National Championship team.
- Led the Big 12 and was 14th in the NCAA in assist-to-turnover ratio in 2021-22.
- 2022 All-Big 12 Honorable Mention and Big 12 All-Defensive Team member as a redshirt-sophomore.
- A three-time Academic All-Big 12 First Team
- NCAA D1 active career leader in assists (786), games played (159), is second in assist-to-turnover ratio (2.93) and eighth in steals (242).
- One of only two Kansas players with 700+ assists (786) and 200+ steals (242) - Aaron Miles (2002-05) 954 assists, 264 steals.

CAREER HONORS

Wooden Award Preseason Top 50 Watch List [2024]
Naismith Trophy Player of the Year Watch List [2024]
Bob Cousy Point Guard of the Year Watch List (1 of 20)
Preseason All-Big 12 Second Team [2024]
All-Big 12 Honorable Mention [2024]
Big 12 All-Defensive Team [2024]
Naismith Defensive Player of the Year Watchlist (1 of 15)
Bob Cousy Award Midseason Candidate (1 of 10)
Wooden Award Preseason Top 50
Naismith Trophy Men's preseason watch list (1 of 50)
Bob Cousy Award Watch List
Preseason All-Big 12 First Team [2023]
Academic All-Big 12 First Team [2023]
Big 12 Championship All-Tournament Team [2023]
Big 12 Defensive Player of the Year [2023]
Big 12 All-Defensive Team [2023]
All-Big 12 Honorable Mention [2023]
CSC Academic All-District [2023]
Big 12 All-Defensive Team [2022]
All-Big 12 Honorable Mention [2022]
Academic All-Big 12 First Team [2022]
Academic All-Big 12 First Team [2021]

MISCELLANEOUS

	FR	SO	JR	SR	GR	CAREER
Double-Doubles	-	-	1	1	-	2
5+ Points	6	21	28	27	16	98
10+ Points	1	7	17	14	10	49
20+ Points	-	-	-	1	-	1
5+ Rebounds	-	1	5	-	4	10
5+ Assists	5	14	26	29	15	89
10+ Assists	-	-	3	2	1	6
2+ 3PT Field Goals	1	6	8	8	4	27
2+ Steals	7	19	28	14	9	74
2+ Blocks	-	-	3	-	1	4
Led Team in Pts.	-	1	2	-	3	6
Led Team in Rebs.	-	-	-	-	-	-
Led Team in Assists	8	24	30	27	14	102
Led Team in Blocks	1	3	7	4	1	16
Led Team in Steals	8	21	17	7	9	62

HARRIS CAREER HIGHS

Points	23	vs. Kentucky (11.14.23)
Field Goals	8	vs. Texas (2.6.23)
Field Goal Att.	21	at Creighton (12.4.24)
3PT Field Goals	5	vs. Kentucky (11.14.23)
		at Texas Tech (1.3.23)
3PT Field Goal Att.	9	at Creighton (12.4.24)
Free Throws	7	vs. Michigan State (11.12.24)
Free Throw Att.	8	vs. Iowa State (3.10.23)
Rebounds	6	3x, last at Cincinnati (1.11.25)
Assists	12	vs. Houston (1.25.25)
Blocks	4	vs. Texas (3.5.22)
Steals	6	vs. West Virginia (2.25.23)
Minutes	45	vs. Houston (1.25.25)

2024-25 GAME-BY-GAME

OPPONENT (Date)	MP	FG-A	PCT	3PT-A	PCT	FT-A	PCT	O-D-T	PF	A	TO	BLK	ST	TP
*HOWARD (11.4)	22	3-4	.750	0-1	.000	0-0	---	0-3-3	1	5	3	1	0	6
*NORTH CAROLINA (11.8)	29	5-8	.625	0-0	---	0-0	---	2-0-2	4	3	2	0	2	10
*vs. Michigan State (11.12)	33	2-7	.286	0-3	.000	7-7	1.000	0-3-3	2	6	0	0	0	11
*OAKLAND (11.16)	23	1-2	.500	0-0	---	0-0	---	0-1-1	0	6	1	0	4	2
*UNCW (11.19)	29	6-10	.600	2-6	.333	3-5	.600	1-2-3	2	6	1	0	2	17
*vs. Duke (11.26)	36	6-10	.600	1-2	.500	1-1	1.000	1-2-3	1	9	2	0	3	14
*FURMAN (11.30)	26	4-8	.500	0-1	.000	0-0	---	0-2-2	1	8	1	0	1	8
*at Creighton (12.4)	37	6-21	.286	3-9	.333	0-0	---	0-2-2	1	5	0	0	2	15
*at Missouri (12.8)	38	5-14	.357	1-5	.200	2-3	.667	0-2-2	1	5	3	0	2	13
*NC STATE (12.14)	36	6-11	.545	3-6	.500	0-0	---	0-0-0	0	5	3	1	2	15
*BROWN (12.22)	24	1-2	.500	0-0	---	0-0	---	0-1-1	0	4	0	0	1	2
WEST VIRGINIA (12.31)	38	3-9	.333	1-2	.500	4-4	1.000	0-1-1	1	7	3	0	0	11
at UCF (1.5)	23	5-13	.384	1-4	.250	0-0	---	2-4-6	0	2	1	0	1	11
ARIZONA STATE (1.8)	32	3-7	.429	1-4	.250	2-2	1.000	1-2-3	2	7	0	1	3	9
at Cincinnati (1.11)	28	2-7	.286	1-3	.333	0-0	---	2-4-6	0	1	2	0	0	5
at Iowa State (1.15)	35	3-6	.500	1-1	1.000	1-6	.167	1-2-3	0	7	3	1	1	8
KANSAS STATE (1.18)	36	6-9	.667	1-2	.500	2-2	1.000	0-5-5	1	5	1	2	0	15
at TCU (1.22)	35	1-6	.167	0-2	.000	1-2	.500	0-2-2	2	7	5	0	1	3
HOUSTON (1.25)	45	3-7	.429	2-3	.667	0-2	.000	2-3-5	2	12	1	0	2	8
UCF (1.28)*														
at Baylor (2.1)*														
IOWA STATE (2.3)*														
at Kansas State (2.8)*														
COLORADO (2.11)*														
at Utah (2.15)*														
at BYU (2.18)*														
OKLAHOMA STATE (2.22)*														
at Colorado (2.24)*														
TEXAS TECH (3.1)*														
at Houston (3.3)*														
ARIZONA (3.8)*														

* Starter; *Big 12 Conference game

CAREER STATS

SEASON	GP-GS	MIN/AVG	FG-FGA	PCT	3FG-3FGA	PCT	FT-FTA	PCT	O-D-T	AVG	PF-FO	AST	TO	BLK	STL	PTS	AVG
2020-21	30-2	480/16.0	27-56	.482	9-14	.643	8-10	.800	8-26-34	1.1	45-0	65	24	2	29	71	2.4
2021-22	40-39	1158/29.7	87-201	.433	20-61	.328	19-24	.792	15-39-54	1.4	78-0	166	55	11	55	213	5.5
2022-23	36-36	1231/34.2	131-278	.470	30-74	.410	28-47	.600	25-65-90	2.5	58-1	224	73	15	78	320	8.9
2023-24	34-34	1214/35.7	108-255	.424	28-73	.384	45-56	.804	11-56-67	2.0	53-0	221	80	12	50	289	8.5
2024-25	19-19	605/31.8	71-161	.441	18-54	.333	23-34	.676	12-41-53	2.8	21-0	110	32	6	27	183	9.6
TOTAL	159-130	4688/29.5	425-956	.445	105-277	.379	123-171	.719	71-227-298	1.9	255-1	786	268	47	242	1078	6.8



RAKEASE PASSMORE

Freshman • Guard • 6-5 • 185 • Palatka, Fla. • Combine Academy (N.C.) • Twitter: @rakease • IG: @nba.kease

- Described as an explosive athlete who can get downhill
- Has the ability to catch-and-shoot threes and is a threat to create offense in transition at all times
- Played his final two prep seasons at Combine Academy in Lincoln County, North Carolina
- Averaged 19.2 points, 5.5 rebounds, 2.9 assists and 1.5 steals per game his senior season in 2023-24

PASSMORE CAREER HIGHS

Points	5	vs. Furman (11.30.24)
Field Goals	2	vs. Furman (11.30.24)
Field Goal Att.	3	2x, last at UCF (1.5.25)
3PT Field Goals	1	2x, last vs. Furman (11.30.24)
3PT Field Goal Att.	2	vs. Furman (11.30.24)
Free Throws	1	3x, last vs. Kansas State (1.18.25)
Free Throw Att.	2	3x, last vs. Kansas State (1.18.25)
Rebounds	3	vs. UNCW (11.19.24)
Assists	3	at UCF (1.5.25)
Blocks	1	at Iowa State (1.15.25)
Steals	1	4x, last vs. West Virginia (12.31.24)
Minutes	16	vs. Howard (11.4.24)

2024-25 GAME-BY-GAME

OPPONENT (Date)	MP	FG-A	PCT	3PT-A	PCT	FT-A	PCT	O-D-T	PF	A	TO	BLK	ST	TP
HOWARD (11.4)	16	0-1	.000	0-0	---	0-0	---	0-2-2	1	0	2	0	1	0
NORTH CAROLINA (11.8)	1	0-0	---	0-0	---	0-0	---	0-0-0	1	0	0	0	0	0
vs. Michigan State (11.12)	2	0-0	---	0-0	---	0-0	---	0-0-0	0	0	2	0	1	0
OAKLAND (11.16)	9	1-1	1.000	1-1	1.000	1-2	.500	0-1-1	1	1	2	0	0	4
UNCW (11.19)	6	1-2	.500	0-0	---	0-0	---	1-2-3	1	0	0	0	0	2
vs. Duke (11.26)	2	1-2	.500	0-1	.000	0-0	---	0-0-0	0	0	0	0	0	2
FURMAN (11.30)	8	2-3	.667	1-2	.500	0-0	---	0-1-1	0	0	0	0	0	5
at Creighton (12.4)	10	0-1	.000	0-1	.000	0-0	---	1-0-1	3	0	2	0	1	0
at Missouri (12.8)	2	0-0	---	0-0	---	0-0	---	0-0-0	1	0	1	0	0	0
NC STATE (12.14)	-	-	-	-	-	-	-	-	-	-	-	-	-	-
BROWN (12.22)	7	0-0	---	0-0	---	1-2	.500	0-0-0	0	0	0	0	0	1
WEST VIRGINIA (12.31)*	2	0-0	---	0-0	---	0-0	---	0-0-0	0	0	0	0	1	0
at UCF (1.5)*	7	0-3	.000	0-0	---	0-0	---	1-1-2	2	3	0	0	0	0
ARIZONA STATE (1.8)*	-	-	-	-	-	-	-	-	-	-	-	-	-	-
at Cincinnati (1.11)*	-	-	-	-	-	-	-	-	-	-	-	-	-	-
at Iowa State (1.15)*	7	0-0	---	0-0	---	0-0	---	0-1-1	0	0	0	1	0	0
KANSAS STATE (1.18)*	5	0-2	.000	0-2	.000	1-2	.500	1-0-1	0	0	0	0	0	1
at TCU (1.22)*	-	-	-	-	-	-	-	-	-	-	-	-	-	-
HOUSTON (1.25)*	-	-	-	-	-	-	-	-	-	-	-	-	-	-
UCF (1.28)*														
at Baylor (2.1)*														
IOWA STATE (2.3)*														
at Kansas State (2.8)*														
COLORADO (2.11)*														
at Utah (2.15)*														
at BYU (2.18)*														
OKLAHOMA STATE (2.22)*														
at Colorado (2.24)*														
TEXAS TECH (3.1)*														
at Houston (3.3)*														
ARIZONA (3.8)*														

^ Starter; *Big 12 Conference game

CAREER STATS

SEASON	GP-GS	MIN/AVG	FG-FGA	PCT	3FG-3FGA	PCT	FT-FTA	PCT	O-D-T	AVG	PF-FO	AST	TO	BLK	STL	PTS	AVG
2024-25	14-0	84/6.0	5-15	.333	2-7	.286	3-6	.500	4-8-12	0.9	10-0	4	9	1	4	15	1.1
TOTAL	14-0	84/6.0	5-15	.333	2-7	.286	3-6	.500	4-8-12	0.9	10-0	4	9	1	4	15	1.1



ZEKE MAYO

Senior • Guard • 6-4 • 185 • Lawrence, Kan. • Lawrence HS • Twitter: @zekexmayo • IG: @zekexmayo

- A local product who had an outstanding career at South Dakota State before transferring to Kansas following the 2023-24 season
- A two-time All-Summit League selection who was the league’s player of the year in 2024. Led the Summit League in three-point field goal percentage at 39.1% and three-point field goals made per game at 2.6 in 2023-24
- Has started 104 of 121 games played while in college
- Career-wise, has 1,860 points, 582 rebounds, 358 assists, 112 steals and 272 three-point field goals made
- Is only the third Jayhawk since 1996-97 to record three straight games of 25+ points (Drew Gooden, 2001-02 and Ochai Agbaji, 2021-22)

CAREER HONORS

Big 12 co-Newcomer of the Week (12.16.24)
Big 12 co-Newcomer of the Week (11.11.24)
Jerry West Shooting Guard of the Year Watch List (1 of 20)
NABC All-District 12 First Team [2024]
Summit League Player of the Year [2024]
Summit League All-Tournament Team [2024]
All-Summit League First Team [2024]
Summit League Peak Performer of the Week (2x)
Summit League Peak Performer of the Month (Feb. 2024)
NABC All-District 12 First Team [2023]
All-Summit League First Team [2023]
Lou Henson National Award Player of the Week (Feb. 2023)
Summit League Peak Performer of the Week (3x)
Summit League All-Newcomer Squad [2022]

MISCELLANEOUS

	FR.	SO.	JR.	SR.	CAREER
Double-Doubles	-	4	3	-	7
10+ Points	20	29	33	12	94
20+ Points	2	11	16	6	35
5+ Rebounds	8	18	25	9	60
10+ Rebounds	-	5	3	1	9
5+ Assists	2	11	9	3	25
2+ 3PT Field Goals	18	22	26	9	75
3+ 3PT Field Goals	9	16	20	7	52
5+ 3PT Field Goals	2	6	4	3	15
2+ Steals	8	6	13	1	28
2+ Blocks	-	1	1	-	2
Led Team in Pts. (at KU)				6	6
Led Team in Rebs. (at KU)				1	1
Led Team in Assists (at KU)				5	5
Led Team in Blocks (at KU)				-	-
Led Team in Steals (at KU)				2	2

MAYO CAREER HIGHS

Points	41	vs. North Dakota State (2.4.23)
Field Goals	14	vs. North Dakota State (2.4.23)
Field Goal Att.	25	vs. North Dakota State (2.4.23)
3PT Field Goals	7	vs. Denver (1.21.23)
3PT Field Goal Att.	14	vs. Denver (1.21.23)
Free Throws	13	2x, last vs. West Virginia (12.31.24)
Free Throw Att.	14	vs. North Dakota State (2.1.24)
Rebounds	13	vs. Valparaiso (11.25.22)
Assists	9	at Omaha (1.13.22)
Blocks	2	2x, last at Denver (1.13.24)
Steals	6	at North Dakota (1.7.23)
Minutes	44	2x, last vs. Houston (1.25.25)

2024-25 GAME-BY-GAME

OPPONENT (Date)	MP	FG-A	PCT	3PT-A	PCT	FT-A	PCT	O-D-T	PF	A	TO	BLK	ST	TP
HOWARD (11.4)	23	7-12	.583	5-8	.625	0-0	---	0-4-4	0	0	2	0	1	19
NORTH CAROLINA (11.8)	29	7-14	.500	3-9	.333	4-4	1.000	0-5-5	2	4	1	0	0	21
*vs. Michigan State (11.12)	34	2-8	.250	0-3	.000	2-2	1.000	0-10-10	2	7	2	0	1	6
*OAKLAND (11.16)	26	3-9	.333	1-5	.200	0-0	---	0-5-5	0	3	1	0	0	7
*UNCW (11.19)	25	5-10	.500	0-4	.000	0-0	---	0-2-2	2	2	1	1	1	10
*vs. Duke (11.26)	34	4-11	.364	2-4	.500	2-2	1.000	1-1-2	0	4	4	0	1	12
*FURMAN (11.30)	27	3-9	.333	1-5	.200	0-0	---	0-4-4	0	6	1	0	1	7
*at Creighton (12.4)	30	5-13	.385	2-4	.500	0-1	.000	0-2-2	0	2	1	0	1	12
*at Missouri (12.8)	26	2-6	.333	0-3	.000	0-0	---	0-1-1	1	2	4	0	0	4
*NC STATE (12.14)	34	9-14	.643	5-9	.556	3-5	.600	2-1-3	0	2	2	0	0	26
*BROWN (12.22)	26	10-15	.667	5-8	.625	0-0	---	0-8-8	0	4	3	1	1	25
WEST VIRGINIA (12.31)	36	6-13	.462	2-7	.286	13-13	1.000	0-2-2	2	2	1	0	0	27
at UCF (1.5)	24	3-10	.300	0-4	.000	0-1	.000	0-5-5	0	8	1	0	0	6
ARIZONA STATE (1.8)	32	8-14	.571	5-8	.625	2-2	1.000	0-5-5	0	0	4	0	1	23
at Cincinnati (1.11)	31	4-10	.400	1-6	.167	0-0	---	1-5-6	1	2	0	0	1	9
at Iowa State (1.15)	36	7-19	.368	3-9	.333	0-0	---	0-1-1	1	0	3	0	2	17
KANSAS STATE (1.18)	36	7-13	.538	4-7	.571	6-8	.750	1-4-5	3	3	1	0	0	24
at TCU (1.22)	32	6-9	.667	1-3	.333	0-0	---	0-2-2	2	2	4	0	0	13
HOUSTON (1.25)	44	6-17	.353	1-8	.125	3-6	.500	1-8-9	1	1	3	0	0	16
UCF (1.28)*														
at Baylor (2.1)*														
IOWA STATE (2.3)*														
at Kansas State (2.8)*														
COLORADO (2.11)*														
at Utah (2.15)*														
at BYU (2.18)*														
OKLAHOMA STATE (2.22)*														
at Colorado (2.24)*														
TEXAS TECH (3.1)*														
at Houston (3.3)*														
ARIZONA (3.8)*														

* Starter; *Big 12 Conference game

CAREER STATS

SEASON	GP-GS	MIN/AVG	FG-FGA	PCT	3FG-3FGA	PCT	FT-FTA	PCT	O-D-T	AVG	PF-FO	AST	TO	BLK	STL	PTS	AVG
2021-22*	35-21	950/27.1	119-255	.467	56-135	.415	42-45	.933	18-85-103	2.9	42-0	72	42	1	29	336	9.6
2022-23*	32-32	1142/35.7	198-465	.426	83-225	.369	103-114	.904	11-88-199	6.2	47-0	109	95	7	32	582	18.2
2023-24*	35-34	1256/35.9	218-468	.466	92-235	.391	130-157	.828	22-177-199	5.7	54-1	123	107	6	40	658	18.8
2024-25	19-17	585/30.8	104-226	.460	41-114	.360	35-44	.795	6-75-81	4.3	17-0	54	39	2	11	284	14.9
TOTAL	121-104	3930/32.5	639-1414	.452	272-709	.384	310-360	.861	57-525-582	4.8	160-1	358	283	16	112	1860	15.4

*AT SOUTH DAKOTA STATE

RYLAN GRIFFEN

Junior • Guard • 6-6 • 190 • Dallas, Texas • Richardson HS • Twitter: @GriffenRylan • IG: @rylan.03

- A transfer from Alabama who will be a junior for the 2024-25 season
- A starter on Alabama's 2023-24 Final Four team
- For his career, has played in 91 games with 40 starts, 745 points, 140 threes, 113 assists and 46 steals.
- Only two former players have wore No. 6 while at Kansas – LaVannes Squires (1952-54) and Jerry Waugh (1948-51)

CAREER HONORS

SEC Academic Honor Roll [2024]

MISCELLANEOUS

	FR	SO	JR	CAREER
Double-Doubles	-	-	-	-
5+ Points	21	32	12	65
10+ Points	8	19	5	32
20+ Points	-	2	-	2
5+ Rebounds	6	10	2	18
5+ Assists	-	3	-	3
2+ 3PT Field Goals	6	16	5	27
5+ 3PT Field Goals	-	4	1	5
2+ Steals	5	3	1	9
2+ Blocks	2	-	1	3
Led Team in Pts. (at KU)	-	-	-	-
Led Team in Rebs. (at KU)	-	-	-	-
Led Team in Assists (at KU)	-	-	-	-
Led Team in Blocks (at KU)	-	-	2	2
Led Team in Steals (at KU)	-	-	1	1

GRIFFEN CAREER HIGHS

Points	21	at Kentucky (2.24.24)
Field Goals	7	vs. Missouri (1.16.24)
Field Goal Att.	13	3x, last at Kentucky (2.24.24)
3PT Field Goals	5	5x, last vs. Houston (1.25.25)
3PT Field Goal Att.	10	vs. Texas A&M (2.17.24)
Free Throws	7	at Kentucky (2.24.24)
Free Throw Att.	8	at Kentucky (2.24.24)
Rebounds	7	5x, last vs. Houston (1.25.25)
Assists	8	vs. Clemson (3.30.24)
Blocks	2	3x, last vs. North Carolina (11.8.24)
Steals	2	9x, last vs. Furman (11.30.24)
Minutes	35	at Kentucky (2.24.24)

2024-25 GAME-BY-GAME

OPPONENT (Date)	MP	FG-A	PCT	3PT-A	PCT	FT-A	PCT	O-D-T	PF	A	TO	BLK	ST	TP
*HOWARD (11.4)	19	1-5	.200	1-4	.250	2-2	1.000	1-0-1	0	3	1	0	0	5
*NORTH CAROLINA (11.8)	16	2-5	.400	2-4	.500	0-0	---	0-1-1	2	0	0	2	0	6
*vs. Michigan State (11.12)	32	4-10	.400	2-6	.333	0-2	.000	1-5-6	2	2	2	0	0	10
*OAKLAND (11.16)	20	3-4	.750	3-4	.750	2-2	1.000	0-0-0	1	3	0	0	0	11
*UNCW (11.19)	20	3-6	.500	1-4	.250	0-0	---	0-2-2	1	2	1	0	1	7
vs. Duke (11.26)	17	2-6	.333	1-4	.250	3-3	1.000	1-2-3	1	0	0	0	1	8
FURMAN (11.30)	16	5-8	.625	0-3	.000	0-0	---	0-4-4	2	0	1	1	2	10
at Creighton (12.4)	-	-	-	-	-	-	-	-	-	-	-	-	-	-
at Missouri (12.8)	13	1-2	.500	1-1	1.000	0-0	---	0-1-1	2	0	1	0	0	3
*NC STATE (12.14)	31	1-6	.167	0-4	.000	0-0	---	2-2-4	1	3	2	0	0	2
*BROWN (12.22)	16	3-5	.600	1-2	.500	0-0	---	0-3-3	1	0	0	0	0	7
WEST VIRGINIA (12.31)*	12	1-3	.333	1-3	.333	0-0	---	0-2-2	1	0	1	0	0	3
at UCF (1.5)*	18	4-4	1.000	4-4	1.000	2-2	1.000	1-3-4	2	0	1	1	0	14
ARIZONA STATE (1.8)*	18	4-9	.444	1-4	.250	0-0	---	1-2-3	1	1	1	0	1	9
at Cincinnati (1.11)*	14	1-4	.250	0-2	.000	0-0	---	2-1-3	0	1	1	0	0	2
at Iowa State (1.15)*	19	3-4	.750	1-2	.500	0-0	---	0-2-2	0	0	0	0	0	7
KANSAS STATE (1.18)*	12	0-0	---	0-0	---	0-0	---	1-0-1	0	1	1	0	0	0
at TCU (1.22)*	20	1-6	.167	1-5	.200	1-2	.500	1-0-1	1	2	1	0	0	4
HOUSTON (1.25)*	31	5-7	.714	5-6	.833	2-4	.500	2-5-7	2	1	2	0	0	17
UCF (1.28)*														
at Baylor (2.1)*														
IOWA STATE (2.3)*														
at Kansas State (2.8)*														
COLORADO (2.11)*														
at Utah (2.15)*														
at BYU (2.18)*														
OKLAHOMA STATE (2.22)*														
at Colorado (2.24)*														
TEXAS TECH (3.1)*														
at Houston (3.3)*														
ARIZONA (3.8)*														

* Starter; *Big 12 Conference game

CAREER STATS

SEASON	GP-GS	MIN/AVG	FG-FGA	PCT	3FG-3FGA	PCT	FT-FTA	PCT	O-D-T	AVG	PF-FO	AST	TO	BLK	STL	PTS	AVG
2022-23*	37-0	581/15.7	72-197	.365	41-136	.301	33-45	.733	28-67-95	2.6	35-0	27	28	7	22	218	5.9
2023-24*	36-33	945/26.3	132-291	.454	74-189	.392	64-79	.810	33-88-121	3.4	74-3	67	52	9	19	402	11.2
2024-25	18-7	343/19.1	44-94	.468	25-62	.403	12-17	.706	13-35-48	2.7	20-0	19	16	4	5	125	6.9
TOTAL	91-40	1869/20.5	248-582	.426	140-387	.362	109-141	.773	74-190-264	2.9	129-3	113	96	19	46	745	8.2

*AT ALABAMA



DAVID COIT

Senior • Guard • 5-11 • 175 • Columbus, N.J. • Scotland Campus Sports • Twitter: @diggycoit11 • IG: @diggycoit

- Joined the Kansas team in August 2024 after entering the transfer portal following the 2023-24 season at Northern Illinois
- In two seasons at NIU, Coit scored 1,051 points and made 175 threes, which averages out to 3.5 made per game
- Brought 175 career assists, 63 steals and an 87.9 free throw percentage (160-of-182) to Kansas
- Other Jayhawks who have worn jersey No. 8 include Charlie T. Black (1922-24), Bill Sapp (1947-49) and Maurice King (1955-57). Black’s KU jersey was retired during the 1992 season.
- Scored his 1,100th career point at Missouri (11/8/24). Has 1,130 points, 193 threes and 207 assists for his career.

CAREER HONORS

All-MAC Third Team [2024]
NABC All-District 14 Second Team [2024]
MAC Player of the Week (3.4.2024)
All-MAC Third Team [2023]
NABC All-District 14 Second Team [2023]
Garden State Athletic Conference Player of the Year [2022]

MISCELLANEOUS

	FR.	SO.	JR.	SR.	CAREER
Double-Doubles	-	-	1	-	1
10+ Points	-	22	28	2	52
20+ Points	-	9	16	-	25
30+ Points	-	2	4	-	6
5+ Rebounds	-	4	9	1	14
5+ Assists	-	6	7	-	13
2+ 3PT Field Goals	-	21	27	4	52
5+ 3PT Field Goals	-	7	7	-	14
2+ Steals	-	10	8	3	21
2+ Blocks	-	-	-	-	-
Led Team in Pts. (at KU)				-	-
Led Team in Rebs. (at KU)				-	-
Led Team in Assists (at KU)				-	-
Led Team in Blocks (at KU)				-	-
Led Team in Steals (at KU)				5	5

COIT CAREER HIGHS

Points	37	at Buffalo (3.8.24)
Field Goals	12	2x, last at Akron (3.2.24)
Field Goal Att.	29	vs. Illinois Springfield (11.7.22)
3PT Field Goals	8	at DePaul (11.25.23)
3PT Field Goal Att.	20	vs. Illinois Springfield (11.7.22)
Free Throws	11	vs. Kent State (1.24.23)
Free Throw Att.	11	vs. Kent State (1.24.23)
Rebounds	8	2x, last vs. Little Rock (11.18.23)
Assists	10	at Western Michigan (1.9.24)
Blocks	1	7x, last vs. UNCW (11.19.24)
Steals	5	at Buffalo (1.7.23)
Minutes	49	at Central Michigan (1.30.24)

2024-25 GAME-BY-GAME

OPPONENT (Date)	MP	FG-A	PCT	3PT-A	PCT	FT-A	PCT	O-D-T	PF	A	TO	BLK	ST	TP
*HOWARD (11.4)	22	3-4	.750	2-3	.667	0-0	---	0-2-2	2	4	1	0	2	8
*NORTH CAROLINA (11.8)	20	0-4	.000	0-3	.000	0-0	---	0-4-4	3	3	1	0	0	0
vs. Michigan State (11.12)	12	1-4	.250	1-1	1.000	0-0	---	0-4-4	0	0	0	0	0	3
OAKLAND (11.16)	19	1-4	.250	1-3	.333	0-0	---	0-0-0	1	2	0	0	0	3
UNCW (11.19)	20	4-7	.571	2-4	.500	3-4	.750	0-1-1	0	2	0	1	0	13
vs. Duke (11.26)	10	1-2	.500	1-2	.500	0-0	---	0-0-0	2	1	0	0	0	3
FURMAN (11.30)	22	4-6	.667	1-2	.500	0-0	---	0-5-5	1	2	0	0	0	9
at Creighton (12.4)	21	3-9	.333	2-4	.500	0-0	---	1-1-2	0	1	0	0	2	8
*at Missouri (12.8)	26	5-11	.455	4-7	.571	0-0	---	0-3-3	2	1	1	0	1	14
NC STATE (12.14)	9	1-1	1.000	1-1	1.000	0-0	---	0-0-0	0	1	1	0	0	3
BROWN (12.22)	17	1-6	.167	1-5	.200	0-0	---	0-2-2	0	1	0	0	1	3
WEST VIRGINIA (12.31)*	17	0-3	.000	0-2	.000	0-0	---	1-1-2	0	1	0	0	1	0
at UCF (1.5)*	17	1-8	.125	1-6	.167	0-2	.000	1-2-3	1	4	0	0	3	3
ARIZONA STATE (1.8)*	12	0-3	.000	0-3	.000	0-0	---	0-1-1	1	1	1	0	1	0
at Cincinnati (1.11)*	11	1-5	.200	0-3	.000	0-0	---	0-1-1	0	1	1	0	0	2
at Iowa State (1.15)*	7	0-1	.000	0-0	---	0-0	---	0-1-1	0	0	1	0	0	0
KANSAS STATE (1.18)*	3	0-1	.000	0-1	.000	0-0	---	0-0-0	0	0	0	0	0	0
at TCU (1.22)*	9	1-1	1.000	1-1	1.000	2-2	1.000	0-0-0	2	2	0	0	0	5
HOUSTON (1.25)*	11	0-1	.000	0-1	.000	2-2	1.000	0-3-3	0	1	0	0	0	2
UCF (1.28)*														
at Baylor (2.1)*														
IOWA STATE (2.3)*														
at Kansas State (2.8)*														
COLORADO (2.11)*														
at Utah (2.15)*														
at BYU (2.18)*														
OKLAHOMA STATE (2.22)*														
at Colorado (2.24)*														
TEXAS TECH (3.1)*														
at Houston (3.3)*														
ARIZONA (3.8)*														

* Starter; *Big 12 Conference game

CAREER STATS

SEASON	GP-GS	MIN/AVG	FG-FGA	PCT	3FG-3FGA	PCT	FT-FTA	PCT	O-D-T	AVG	PF-FO	AST	TO	BLK	STL	PTS	AVG
2022-23^	29-26	996/34.3	158-368	.429	81-215	.377	52-60	.867	8-74-82	2.8	29-0	81	50	0	36	449	15.5
2023-24^	29-29	1073/37.0	200-492	.407	94-279	.337	108-122	.885	9-84-93	3.2	40-0	98	70	6	27	602	20.8
2024-25	19-3	285/15.0	27-81	.333	18-52	.346	7-10	.700	3-31-34	1.8	15-0	28	7	1	11	79	4.2
TOTAL	77-58	2353/30.6	385-941	.409	193-546	.353	167-192	.870	20-189-209	2.7	84-0	207	127	7	74	1130	14.7

^AT NORTHERN ILLINOIS

WILDER EVERS (EE-vers)

RS-Sophomore • G • 6-4 • 185 • Birmingham, Ala. • Oak Mountain HS • Twitter: @EversWilder • IG: @wilderevers

- A walk-on from Birmingham, Alabama, who provides depth at the guard spots
- Has played in 13 games while at KU, including five this season.
- Comes from a family with Kansas ties as his brother plays baseball for KU and his parents competed in track and field at KU
- Helped lead Oak Mountain High School to three consecutive trips to Alabama's 7A state quarterfinals, including Final Four appearances in 2020 and 2021 and a state title in 2021
- The 2021 state championship was the first in Oak Mountain history
- A two-time all-county selection his junior and senior seasons
- Played for Chris Love at Oak Mountain
- Averaged 11.8 points, 4.3 rebounds and 3.0 assists per game his senior season

12

EVERS CAREER HIGHS

Points	3	2x, last vs. Furman (11.30.24)
Field Goals	1	5x, last vs. Furman (11.30.24)
Field Goal Att.	2	at Houston (3.9.24)
3PT Field Goals	1	2x, last vs. Furman (11.30.24)
3PT Field Goal Att.	1	6x, last vs. Brown (12.22.24)
Free Throws	-	-
Free Throw Att.	-	-
Rebounds	2	at UCF (1.5.25)
Assists	1	2x, last vs. Cincinnati (3.13.24)
Blocks	1	vs. Cincinnati (3.13.24)
Steals	-	-
Minutes	8	vs. North Carolina Central (11.6.23)

2024-25 GAME-BY-GAME

OPPONENT (Date)	MP	FG-A	PCT	3PT-A	PCT	FT-A	PCT	O-D-T	PF	A	TO	BLK	ST	TP
HOWARD (11.4)	2	1-1	1.000	1-1	1.000	0-0	---	0-0-0	0	0	0	0	0	3
NORTH CAROLINA (11.8)	-	-	-	-	-	-	-	-	-	-	-	-	-	-
vs. Michigan State (11.12)	-	-	-	-	-	-	-	-	-	-	-	-	-	-
OAKLAND (11.16)	3	0-0	---	0-0	---	0-0	---	0-0-0	0	0	0	0	0	0
UNCW (11.19)	-	-	-	-	-	-	-	-	-	-	-	-	-	-
vs. Duke (11.26)	-	-	-	-	-	-	-	-	-	-	-	-	-	-
FURMAN (11.30)	1	1-1	1.000	1-1	1.000	0-0	---	0-0-0	1	0	0	0	0	3
at Creighton (12.4)	-	-	-	-	-	-	-	-	-	-	-	-	-	-
at Missouri (12.8)	-	-	-	-	-	-	-	-	-	-	-	-	-	-
NC STATE (12.14)	-	-	-	-	-	-	-	-	-	-	-	-	-	-
BROWN (12.22)	2	0-1	.000	0-1	.000	0-0	---	0-0-0	0	0	0	0	0	0
WEST VIRGINIA (12.31)*	-	-	-	-	-	-	-	-	-	-	-	-	-	-
at UCF (1.5)*	3	0-0	---	0-0	---	0-0	---	0-2-2	1	0	0	0	0	0
ARIZONA STATE (1.8)*	-	-	-	-	-	-	-	-	-	-	-	-	-	-
at Cincinnati (1.11)*	-	-	-	-	-	-	-	-	-	-	-	-	-	-
at Iowa State (1.15)*	-	-	-	-	-	-	-	-	-	-	-	-	-	-
KANSAS STATE (1.18)*	-	-	-	-	-	-	-	-	-	-	-	-	-	-
at TCU (1.22)*	-	-	-	-	-	-	-	-	-	-	-	-	-	-
HOUSTON (1.25)*	-	-	-	-	-	-	-	-	-	-	-	-	-	-
UCF (1.28)*	-	-	-	-	-	-	-	-	-	-	-	-	-	-
at Baylor (2.1)*	-	-	-	-	-	-	-	-	-	-	-	-	-	-
IOWA STATE (2.3)*	-	-	-	-	-	-	-	-	-	-	-	-	-	-
at Kansas State (2.8)*	-	-	-	-	-	-	-	-	-	-	-	-	-	-
COLORADO (2.11)*	-	-	-	-	-	-	-	-	-	-	-	-	-	-
at Utah (2.15)*	-	-	-	-	-	-	-	-	-	-	-	-	-	-
at BYU (2.18)*	-	-	-	-	-	-	-	-	-	-	-	-	-	-
OKLAHOMA STATE (2.22)*	-	-	-	-	-	-	-	-	-	-	-	-	-	-
at Colorado (2.24)*	-	-	-	-	-	-	-	-	-	-	-	-	-	-
TEXAS TECH (3.1)*	-	-	-	-	-	-	-	-	-	-	-	-	-	-
at Houston (3.3)*	-	-	-	-	-	-	-	-	-	-	-	-	-	-
ARIZONA (3.8)*	-	-	-	-	-	-	-	-	-	-	-	-	-	-

^ Starter; *Big 12 Conference game

CAREER STATS

SEASON	GP-GS	MIN/AVG	FG-FGA	PCT	3FG-3FGA	PCT	FT-FTA	PCT	O-D-T	AVG	PF-FO	AST	TO	BLK	STL	PTS	AVG
2023-24	8-0	20/2.5	3-7	.429	0-3	.000	0-0	---	0-3-3	0.4	1-0	2	0	1	0	6	0.8
2024-25	5-0	11/2.2	2-3	.667	2-3	.667	0-0	---	0-2-2	0.4	2-0	0	0	0	0	6	1.2
TOTAL	13-0	31/2.4	5-10	.500	2-6	.333	0-0	---	0-5-5	0.4	3-0	2	0	1	0	12	0.9



PATRICK CASSIDY

Senior • G • 6-1 • 185 • Columbus, Kan. • Columbus Unified HS • Twitter: @patrickcassidy • IG: @patrickcassidy14

- An invited walk-on who will provide depth at the point guard position
- Has played in 10 games while at Kansas, including four this season.
- Was a two-year manager for the Kansas men's basketball program, including the 2021-22 NCAA National Championship season
- A 2020 all-state selection at Columbus Unified High School (CUHS)
- Was named to the Kansas Basketball Coaches Association (KBCA) Class 3A All-State First Team in 2020
- Scored more than 1,000 points for his career
- A four-sport athlete while at Columbus, also playing football, baseball and track & field
- Racked up more than 1,500 combined yards as a quarterback, scoring 25 touchdowns at CUHS
- An all-conference all-academic selection who was the Class of 2020 valedictorian at CUHS

CAREER HONORS

Big 12 Gerald Lage Academic Achievement Award [2024]

CASSIDY CAREER HIGHS

Points	3	vs. Cincinnati (3.13.24)
Field Goals	1	2x, last vs. Cincinnati (3.13.24)
Field Goal Att.	2	4x, last vs. Brown (12.22.24)
3PT Field Goals	1	vs. Cincinnati (3.13.24)
3PT Field Goal Att.	3	3x, last vs. Brown (12.22.24)
Free Throws	-	-
Free Throw Att.	-	-
Rebounds	2	vs. Kansas State (3.5.24)
Assists	1	vs. Brown (12.22.24)
Blocks	-	-
Steals	-	-
Minutes	5	vs. North Carolina Central (11.6.23)

2024-25 GAME-BY-GAME

OPPONENT (Date)	MP	FG-A	PCT	3PT-A	PCT	FT-A	PCT	O-D-T	PF	A	TO	BLK	ST	TP
HOWARD (11.4)	2	0-2	.000	0-2	.000	0-0	---	0-0-0	0	0	0	0	0	0
NORTH CAROLINA (11.8)	-	-	-	-	-	-	-	-	-	-	-	-	-	-
vs. Michigan State (11.12)	-	-	-	-	-	-	-	-	-	-	-	-	-	-
OAKLAND (11.16)	3	0-2	.000	0-2	.000	0-0	---	0-0-0	1	0	0	0	0	0
UNCW (11.19)	-	-	-	-	-	-	-	-	-	-	-	-	-	-
vs. Duke (11.26)	-	-	-	-	-	-	-	-	-	-	-	-	-	-
FURMAN (11.30)	1	0-0	---	0-0	---	0-0	---	0-0-0	1	0	1	0	0	0
at Creighton (12.4)	-	-	-	-	-	-	-	-	-	-	-	-	-	-
at Missouri (12.8)	-	-	-	-	-	-	-	-	-	-	-	-	-	-
NC STATE (12.14)	-	-	-	-	-	-	-	-	-	-	-	-	-	-
BROWN (12.22)	2	0-2	.000	0-2	.000	0-0	---	0-1-1	0	1	0	0	0	0
WEST VIRGINIA (12.31)*	-	-	-	-	-	-	-	-	-	-	-	-	-	-
at UCF (1.5)*	-	-	-	-	-	-	-	-	-	-	-	-	-	-
ARIZONA STATE (1.8)*	-	-	-	-	-	-	-	-	-	-	-	-	-	-
at Cincinnati (1.11)*	-	-	-	-	-	-	-	-	-	-	-	-	-	-
at Iowa State (1.15)*	-	-	-	-	-	-	-	-	-	-	-	-	-	-
KANSAS STATE (1.18)*	-	-	-	-	-	-	-	-	-	-	-	-	-	-
at TCU (1.22)*	-	-	-	-	-	-	-	-	-	-	-	-	-	-
HOUSTON (1.25)*	-	-	-	-	-	-	-	-	-	-	-	-	-	-
UCF (1.28)*	-	-	-	-	-	-	-	-	-	-	-	-	-	-
at Baylor (2.1)*	-	-	-	-	-	-	-	-	-	-	-	-	-	-
IOWA STATE (2.3)*	-	-	-	-	-	-	-	-	-	-	-	-	-	-
at Kansas State (2.8)*	-	-	-	-	-	-	-	-	-	-	-	-	-	-
COLORADO (2.11)*	-	-	-	-	-	-	-	-	-	-	-	-	-	-
at Utah (2.15)*	-	-	-	-	-	-	-	-	-	-	-	-	-	-
at BYU (2.18)*	-	-	-	-	-	-	-	-	-	-	-	-	-	-
OKLAHOMA STATE (2.22)*	-	-	-	-	-	-	-	-	-	-	-	-	-	-
at Colorado (2.24)*	-	-	-	-	-	-	-	-	-	-	-	-	-	-
TEXAS TECH (3.1)*	-	-	-	-	-	-	-	-	-	-	-	-	-	-
at Houston (3.3)*	-	-	-	-	-	-	-	-	-	-	-	-	-	-
ARIZONA (3.8)*	-	-	-	-	-	-	-	-	-	-	-	-	-	-

^ Starter; *Big 12 Conference game

CAREER STATS

SEASON	GP-GS	MIN/AVG	FG-FGA	PCT	3FG-3FGA	PCT	FT-FTA	PCT	O-D-T	AVG	PF-FO	AST	TO	BLK	STL	PTS	AVG
2023-24	6-0	10/1.7	2-5	.400	1-3	.333	0-0	---	2-1-3	0.5	1-0	0	0	0	0	5	0.8
2024-25	4-0	8/2.1	0-6	.000	0-6	.000	0-0	---	0-1-1	0.3	2-0	1	1	0	0	0	0.0
TOTAL	10-0	19/1.9	2-11	.182	1-9	.111	0-0	---	2-2-4	0.4	3-0	1	1	0	0	5	0.5

DILLON WILHITE

RS-Junior • F • 6-9 • 240 • San Diego, Calif. • Cathedral Catholic HS • Twitter: @dillonwhilite • IG: @dillon.wilHITE

- Has played in 18 games while at Kansas, including nine in 2023-24 and four this season.
- Made his collegiate debut against North Dakota State (11/10/22).
- Was a redshirt on Kansas' 2022 NCAA National Championship team
- Played in five games in 2022-23
- Graduated from Kansas in May 2024 with a finance degree and is pursuing his MBA with a May 2025 graduation
- Played two sports – basketball and volleyball – in high school
- Comes from an athletic family as his sisters play volleyball at Georgetown, his father, who grew up in Lawrence, played golf at TCU and he has three cousins who played college football and an aunt who played college golf.

WILHITE CAREER HIGHS

Points	3	vs. Manhattan College (11.10.23)
Field Goals	1	2x, last at UCF (1.5.25)
Field Goal Att.	2	vs. Manhattan College (11.10.23)
3PT Field Goals	-	-
3PT Field Goal Att.	-	-
Free Throws	1	vs. Manhattan College (11.10.23)
Free Throw Att.	2	vs. Manhattan College (11.10.23)
Rebounds	1	4x, last vs. Brown (12.22.24)
Assists	-	-
Blocks	-	-
Steals	-	-
Minutes	6	at Houston (3.9.24)

2024-25 GAME-BY-GAME

OPPONENT (Date)	MP	FG-A	PCT	3PT-A	PCT	FT-A	PCT	O-D-T	PF	A	TO	BLK	ST	TP
HOWARD (11.4)	-	-	-	-	-	-	-	-	-	-	-	-	-	-
NORTH CAROLINA (11.8)	-	-	-	-	-	-	-	-	-	-	-	-	-	-
vs. Michigan State (11.12)	-	-	-	-	-	-	-	-	-	-	-	-	-	-
OAKLAND (11.16)	3	0-0	---	0-0	---	0-0	---	0-0-0	1	0	0	0	0	0
UNCW (11.19)	-	-	-	-	-	-	-	-	-	-	-	-	-	-
vs. Duke (11.26)	-	-	-	-	-	-	-	-	-	-	-	-	-	-
FURMAN (11.30)	2	0-0	---	0-0	---	0-0	---	0-0-0	0	0	0	0	0	0
at Creighton (12.4)	-	-	-	-	-	-	-	-	-	-	-	-	-	-
at Missouri (12.8)	-	-	-	-	-	-	-	-	-	-	-	-	-	-
NC STATE (12.14)	-	-	-	-	-	-	-	-	-	-	-	-	-	-
BROWN (12.22)	2	0-0	---	0-0	---	0-0	---	0-1-1	0	0	0	0	0	0
WEST VIRGINIA (12.31)*	-	-	-	-	-	-	-	-	-	-	-	-	-	-
at UCF (1.5)*	5	1-1	1.000	0-0	---	0-0	---	0-0-0	0	0	0	0	0	2
ARIZONA STATE (1.8)*	-	-	-	-	-	-	-	-	-	-	-	-	-	-
at Cincinnati (1.11)*	-	-	-	-	-	-	-	-	-	-	-	-	-	-
at Iowa State (1.15)*	-	-	-	-	-	-	-	-	-	-	-	-	-	-
KANSAS STATE (1.18)*	-	-	-	-	-	-	-	-	-	-	-	-	-	-
at TCU (1.22)*	-	-	-	-	-	-	-	-	-	-	-	-	-	-
HOUSTON (1.25)*	-	-	-	-	-	-	-	-	-	-	-	-	-	-
UCF (1.28)*	-	-	-	-	-	-	-	-	-	-	-	-	-	-
at Baylor (2.1)*	-	-	-	-	-	-	-	-	-	-	-	-	-	-
IOWA STATE (2.3)*	-	-	-	-	-	-	-	-	-	-	-	-	-	-
at Kansas State (2.8)*	-	-	-	-	-	-	-	-	-	-	-	-	-	-
COLORADO (2.11)*	-	-	-	-	-	-	-	-	-	-	-	-	-	-
at Utah (2.15)*	-	-	-	-	-	-	-	-	-	-	-	-	-	-
at BYU (2.18)*	-	-	-	-	-	-	-	-	-	-	-	-	-	-
OKLAHOMA STATE (2.22)*	-	-	-	-	-	-	-	-	-	-	-	-	-	-
at Colorado (2.24)*	-	-	-	-	-	-	-	-	-	-	-	-	-	-
TEXAS TECH (3.1)*	-	-	-	-	-	-	-	-	-	-	-	-	-	-
at Houston (3.3)*	-	-	-	-	-	-	-	-	-	-	-	-	-	-
ARIZONA (3.8)*	-	-	-	-	-	-	-	-	-	-	-	-	-	-

^ Starter; *Big 12 Conference game

CAREER STATS

SEASON	GP-GS	MIN/AVG	FG-FGA	PCT	3FG-3FGA	PCT	FT-FTA	PCT	O-D-T	AVG	PF-FO	AST	TO	BLK	STL	PTS	AVG
2022-23	5-0	6/1.2	0-0	---	0-0	---	0-0	---	0-1-1	0.1	3-0	0	1	0	0	0	0.0
2023-24	9-0	22/2.4	1-3	.333	0-0	---	1-4	.250	1-1-2	0.2	4-0	0	3	0	0	3	0.3
2024-25	4-0	11/2.8	1-1	1.000	0-0	---	0-0	---	0-1-1	0.3	1-0	0	0	0	0	2	0.5
TOTAL	18-0	39/2.2	2-4	.500	0-0	---	1-4	.250	1-3-4	0.2	8-0	0	4	0	0	5	0.3



CAREER HONORS

Wooden Award Preseason Top 50 Watch List
All-Big 12 Honorable Mention [2024]
Academic All-Big 12 First Team [2023]
Big 12 Most Improved Player [2023]
All-Big 12 Honorable Mention [2023]
Big 12 Player of the Week (1.16.2023)
Big 12 All-Freshman Team [2022]

MISCELLANEOUS

	FR.	SO.	JR.	SR.	CAREER
Double-Doubles	-	-	2	-	2
10+ Points	-	20	26	5	51
20+ Points	-	1	2	1	4
5+ Rebounds	-	15	14	8	37
10+ Rebounds	-	-	3	-	3
2+ Assists	1	21	29	12	63
5+ Assists	-	-	7	1	8
2+ 3PT Field Goals	-	-	-	-	-
2+ Steals	-	7	12	4	23
2+ Blocks	2	6	4	4	16
Led Team in Pts.	-	1	4	1	6
Led Team in Rebs.	-	3	2	1	6
Led Team in Assists	-	2	3	1	6
Led Team in Blocks	-	14	6	6	26
Led Team in Steals	1	3	7	4	15

ADAMS CAREER HIGHS

Points	22	3x, last vs. Furman (11.30.24)
Field Goals	10	2x, last vs. Furman (11.30.24)
Field Goal Att.	14	2x, last vs. Cincinnati (3.13.24)
3PT Field Goals	-	
3PT Field Goal Att.	1	7x, last at Texas Tech (2.12.24)
Free Throws	7	2x, last at Iowa State (1.27.24)
Free Throw Att.	10	3x, last at Iowa State (1.27.24)
Rebounds	11	vs. Wichita State (12.30.23)
Assists	7	vs. Houston (2.3.24)
Blocks	3	4x, last vs. NC State (12.14.24)
Steals	4	3x, last at Kansas State (2.5.24)
Minutes	43	at Kansas State (2.5.24)

KJ ADAMS

Senior • F • 6-7 • 235 • Austin, Texas • Westlake HS • Twitter: @kj_atx • IG: @kjadams

- All-Big 12 Honorable Mention (2024)
- 2022-23 Big 12 Most Improved Player and All-Big 12 Honorable Mention
- Had a solid freshman season where he played in 37 games with one start in Kansas' 2022 NCAA National Championship season.
- Was named to the 2022 Big 12 All-Freshman Team by the conference coaches
- A solid defender used in lock down situations, including the final 4.3 second of the 2022 NCAA title game against North Carolina
- Had a solid prep career at Westlake High School going 63-4 in his final two seasons
- Parents (football and basketball) and sister (volleyball) all played NCAA Division I sports
- Played club lacrosse growing up
- Full name is Kevin Wynn Adams Jr. and goes by KJ (Kevin Junior), not KJ Adams Jr.

2024-25 GAME-BY-GAME

OPPONENT (Date)	MP	FG-A	PCT	3PT-A	PCT	FT-A	PCT	O-D-T	PF	A	TO	BLK	ST	TP
^HOWARD (11.4)	23	3-3	1.000	0-0	---	1-2	.500	1-3-4	2	3	0	1	1	7
^NORTH CAROLINA (11.8)	37	7-13	.538	0-0	---	0-0	---	2-0-2	2	2	0	0	0	14
^vs. Michigan State (11.12)	27	1-7	.143	0-0	---	5-6	.833	2-1-3	3	1	1	3	1	7
^OAKLAND (11.16)	24	5-6	.833	0-0	---	2-4	.500	2-1-3	1	3	1	0	0	12
^UNCW (11.19)	29	1-3	.333	0-0	---	1-2	.500	1-4-5	3	5	2	0	0	3
^vs. Duke (11.26)	33	4-6	.667	0-0	---	0-0	---	0-2-2	3	3	0	3	3	8
^FURMAN (11.30)	27	10-12	.833	0-0	---	2-2	1.000	3-3-6	0	3	1	1	1	22
^at Creighton (12.4)	31	2-6	.333	0-0	---	0-0	---	2-3-5	4	2	0	1	0	4
^at Missouri (12.8)	32	3-7	.429	0-0	---	5-5	1.000	3-1-4	4	1	3	0	0	11
^NC STATE (12.14)	29	3-4	.750	0-0	---	0-0	---	1-5-6	4	0	2	3	0	6
^BROWN (12.22)	29	4-8	.500	0-0	---	2-2	1.000	4-0-4	2	2	0	0	1	10
^WEST VIRGINIA (12.31)*	28	1-5	.200	0-0	---	0-0	---	0-1-1	3	0	1	0	0	2
^at UCF (1.5)*	24	3-6	.500	0-0	---	1-2	.500	4-5-9	1	3	1	2	0	7
^ARIZONA STATE (1.8)*	32	2-6	.333	0-0	---	2-2	1.000	4-3-7	1	3	1	0	2	6
^at Cincinnati (1.11)*	30	3-9	.333	0-0	---	2-3	.667	5-2-7	2	2	1	1	2	8
^at Iowa State (1.15)*	24	1-5	.200	0-0	---	2-2	1.000	3-3-6	3	4	1	1	2	4
KANSAS STATE (1.18)*	-	-	-	-	-	-	-	-	-	-	-	-	-	-
at TCU (1.22)*	-	-	-	-	-	-	-	-	-	-	-	-	-	-
HOUSTON (1.25)*	-	-	-	-	-	-	-	-	-	-	-	-	-	-
UCF (1.28)*	-	-	-	-	-	-	-	-	-	-	-	-	-	-
at Baylor (2.1)*	-	-	-	-	-	-	-	-	-	-	-	-	-	-
IOWA STATE (2.3)*	-	-	-	-	-	-	-	-	-	-	-	-	-	-
at Kansas State (2.8)*	-	-	-	-	-	-	-	-	-	-	-	-	-	-
COLORADO (2.11)*	-	-	-	-	-	-	-	-	-	-	-	-	-	-
at Utah (2.15)*	-	-	-	-	-	-	-	-	-	-	-	-	-	-
at BYU (2.18)*	-	-	-	-	-	-	-	-	-	-	-	-	-	-
OKLAHOMA STATE (2.22)*	-	-	-	-	-	-	-	-	-	-	-	-	-	-
at Colorado (2.24)*	-	-	-	-	-	-	-	-	-	-	-	-	-	-
TEXAS TECH (3.1)*	-	-	-	-	-	-	-	-	-	-	-	-	-	-
at Houston (3.3)*	-	-	-	-	-	-	-	-	-	-	-	-	-	-
ARIZONA (3.8)*	-	-	-	-	-	-	-	-	-	-	-	-	-	-

^ Starter; *Big 12 Conference game

CAREER STATS

SEASON	GP-GS	MIN/AVG	FG-FGA	PCT	3FG-3FGA	PCT	FT-FTA	PCT	O-D-T	AVG	PF-FO	AST	TO	BLK	STL	PTS	AVG
2021-22	37-1	176/4.9	13-25	.520	0-1	.000	12-20	.600	20-10-30	0.8	20-0	10	7	8	2	38	1.1
2022-23	36-36	985/27.3	156-251	.620	0-3	.000	68-112	.610	74-82-156	4.3	106-3	70	55	29	27	380	10.6
2023-24	34-32	1136/33.4	178-296	.601	0-3	.000	72-120	.600	51-104-155	4.6	83-3	105	60	20	39	428	12.6
2024-25	16-16	459/28.7	53-106	.500	0-0	---	25-32	.781	37-37-74	4.6	38-0	37	15	16	13	131	8.2
TOTAL	123-85	2751/22.4	400-678	.590	0-7	.000	177-284	.623	182-233-415	3.4	247-6	222	137	73	81	977	7.9

JUSTIN CROSS

Junior • F • 6-8 • 200 • Oak Park, Ill. • Oak Park River Forest HS • Twitter: @JCross_4 • IG: @justin.cross4

- An invited walk-on who did not see any action in his first season at Kansas in 2023-24
- Has played in four games in 2024-25 and scored two points against Oakland (11.16.24) and two versus Brown (12.22.24)
- Started three of 35 games played and averaged 2.8 points, 4.4 rebounds and 1.4 blocked shots per game his sophomore season at John A. Logan College
- John A. Logan College won the 2023 NJCAA D1 National Championship, boasting a 33-2 record
- Had a career-high 10 points versus Lake Land College (2/25), going 4-for-5 from the field
- Played high school at Oak Park River Forest HS in Oak Park, Illinois
- Father, Gene, played college basketball at Illinois (1990-94) and coached at UIC, DePaul, Virginia and Notre Dame as an assistant and was head coach at Toledo from 2008-10

CROSS CAREER HIGHS

Points	2	2x, last vs. Brown (12.22.24)
Field Goals	1	2x, last vs. Brown (12.22.24)
Field Goal Att.	1	2x, last vs. Brown (12.22.24)
3PT Field Goals	-	-
3PT Field Goal Att.	-	-
Free Throws	-	-
Free Throw Att.	-	-
Rebounds	1	2x, last vs. Brown (12.22.24)
Assists	1	vs. Howard (11.4.24)
Blocks	1	2x, last vs. Brown (12.22.24)
Steals	1	vs. Brown (12.22.24)
Minutes	3	vs. Oakland (11.16.24)

2024-25 GAME-BY-GAME

OPPONENT (Date)	MP	FG-A	PCT	3PT-A	PCT	FT-A	PCT	O-D-T	PF	A	TO	BLK	ST	TP
HOWARD (11.4)	2	0-0	---	0-0	---	0-0	---	0-0-0	0	1	0	1	0	0
NORTH CAROLINA (11.8)	-	-	-	-	-	-	-	-	-	-	-	-	-	-
vs. Michigan State (11.12)	-	-	-	-	-	-	-	-	-	-	-	-	-	-
OAKLAND (11.16)	3	1-1	1.000	0-0	---	0-0	---	0-1-1	0	0	0	0	0	2
UNCW (11.19)	-	-	-	-	-	-	-	-	-	-	-	-	-	-
vs. Duke (11.26)	-	-	-	-	-	-	-	-	-	-	-	-	-	-
FURMAN (11.30)	2	0-0	---	0-0	---	0-0	---	0-0-0	1	0	0	0	0	0
at Creighton (12.4)	-	-	-	-	-	-	-	-	-	-	-	-	-	-
at Missouri (12.8)	-	-	-	-	-	-	-	-	-	-	-	-	-	-
NC STATE (12.14)	-	-	-	-	-	-	-	-	-	-	-	-	-	-
BROWN (12.22)	2	1-1	1.000	0-0	---	0-0	---	0-1-1	0	0	0	1	1	2
WEST VIRGINIA (12.31)*	-	-	-	-	-	-	-	-	-	-	-	-	-	-
at UCF (1.5)*	-	-	-	-	-	-	-	-	-	-	-	-	-	-
ARIZONA STATE (1.8)*	-	-	-	-	-	-	-	-	-	-	-	-	-	-
at Cincinnati (1.11)*	-	-	-	-	-	-	-	-	-	-	-	-	-	-
at Iowa State (1.15)*	-	-	-	-	-	-	-	-	-	-	-	-	-	-
KANSAS STATE (1.18)*	-	-	-	-	-	-	-	-	-	-	-	-	-	-
at TCU (1.22)*	-	-	-	-	-	-	-	-	-	-	-	-	-	-
HOUSTON (1.25)*	-	-	-	-	-	-	-	-	-	-	-	-	-	-
UCF (1.28)*	-	-	-	-	-	-	-	-	-	-	-	-	-	-
at Baylor (2.1)*	-	-	-	-	-	-	-	-	-	-	-	-	-	-
IOWA STATE (2.3)*	-	-	-	-	-	-	-	-	-	-	-	-	-	-
at Kansas State (2.8)*	-	-	-	-	-	-	-	-	-	-	-	-	-	-
COLORADO (2.11)*	-	-	-	-	-	-	-	-	-	-	-	-	-	-
at Utah (2.15)*	-	-	-	-	-	-	-	-	-	-	-	-	-	-
at BYU (2.18)*	-	-	-	-	-	-	-	-	-	-	-	-	-	-
OKLAHOMA STATE (2.22)*	-	-	-	-	-	-	-	-	-	-	-	-	-	-
at Colorado (2.24)*	-	-	-	-	-	-	-	-	-	-	-	-	-	-
TEXAS TECH (3.1)*	-	-	-	-	-	-	-	-	-	-	-	-	-	-
at Houston (3.3)*	-	-	-	-	-	-	-	-	-	-	-	-	-	-
ARIZONA (3.8)*	-	-	-	-	-	-	-	-	-	-	-	-	-	-

^ Starter; *Big 12 Conference game

CAREER STATS

SEASON	GP-GS	MIN/AVG	FG-FGA	PCT	3FG-3FGA	PCT	FT-FTA	PCT	O-D-T	AVG	PF-FO	AST	TO	BLK	STL	PTS	AVG
2024-25	4-0	9/2.3	2-2	1.000	0-0	---	0-0	---	0-2-2	0.5	1-0	1	0	2	1	4	1.0
TOTAL	4-0	9/2.3	2-2	1.000	0-0	---	0-0	---	0-2-2	0.5	1-0	1	0	2	1	4	1.0



FLORY BIDUNGA

Freshman • F • 6-9 • 220 • Democratic Republic of Congo • Kokomo HS (Ind.) • Twitter: @@FBidunga • IG: @flory_bidunga

- A McDonald's All-American who was a two-time Indiana Gatorade Player of the Year his junior and senior seasons in high school
- Is a five-star big man from the Democratic Republic of the Congo who attended Kokomo High School in Kokomo, Indiana.
- Kansas' 51st McDonald's All-American
- Naismith Boys High School All-America Third Team his senior season
- Averaged 19.0 points and 12.9 rebounds, 4.4 blocked shots and 3.2 assists per game as a high school senior
- Can speak multiple languages, mainly English and French

BIDUNGA CAREER HIGHS

Points	19	vs. Houston (1.25.25)
Field Goals	7	vs. Houston (1.25.25)
Field Goal Att.	10	vs. Houston (1.25.25)
3PT Field Goals	-	-
3PT Field Goal Att.	-	-
Free Throws	5	vs. Houston (1.25.25)
Free Throw Att.	7	vs. Houston (1.25.25)
Rebounds	11	vs. West Virginia (12.31.4)
Assists	2	2x, last vs. Houston (1.25.25)
Blocks	6	at UCF (1.5.25)
Steals	2	vs. Howard (11.4.24)
Minutes	36	vs. Houston (1.25.25)

MISCELLANEOUS

	FR	CAREER
Double-Doubles	1	1
5+ Points	14	14
10+ Points	4	4
5+ Rebounds	11	11
10+ Rebounds	2	2
2+ Assists	2	2
2+ Steals	1	1
2+ Blocks	5	5
4+ Blocks	3	3
5+ Blocks	1	1
Led Team in Pts.	1	1
Led Team in Rebs.	5	5
Led Team in Assists	-	-
Led Team in Blocks	5	5
Led Team in Steals	1	1

2024-25 GAME-BY-GAME

OPPONENT (Date)	MP	FG-A	PCT	3PT-A	PCT	FT-A	PCT	O-D-T	PF	A	TO	BLK	ST	TP
HOWARD (11.4)	17	6-6	1.000	0-0	---	1-2	.500	1-7-8	1	0	0	2	2	13
NORTH CAROLINA (11.8)	11	3-4	.750	0-0	---	2-4	.500	4-4-8	1	0	0	1	0	8
vs. Michigan State (11.12)	12	3-5	.600	0-0	---	0-0	---	0-1-1	4	0	0	1	0	6
OAKLAND (11.16)	14	4-5	.800	0-0	---	1-2	.500	2-2-4	3	0	3	1	0	9
UNCW (11.19)	8	3-3	1.000	0-0	---	0-0	---	1-1-2	1	0	0	0	0	6
vs. Duke (11.26)	16	2-2	1.000	0-0	---	2-3	.667	2-6-8	2	0	4	1	1	6
FURMAN (11.30)	15	4-5	.800	0-0	---	0-2	.000	3-3-6	2	1	0	0	0	8
at Creighton (12.4)	12	1-1	1.000	0-0	---	0-0	---	2-3-5	2	0	0	0	1	2
at Missouri (12.8)	7	0-1	.000	0-0	---	1-2	.500	1-2-3	0	0	0	1	0	1
NC STATE (12.14)	7	0-1	.000	0-0	---	0-0	---	0-3-3	4	0	0	1	0	0
BROWN (12.22)	14	4-4	1.000	0-0	---	0-0	---	0-6-6	2	0	0	2	1	8
WEST VIRGINIA (12.31)*	17	4-4	1.000	0-0	---	0-0	---	1-10-11	2	0	1	0	0	8
at UCF (1.5)*	21	6-8	.750	0-0	---	0-0	---	2-3-5	2	1	0	6	0	12
ARIZONA STATE (1.8)*	14	2-2	1.000	0-0	---	0-0	---	1-2-3	5	0	0	1	0	4
at Cincinnati (1.11)*	17	1-3	.333	0-0	---	0-0	---	0-4-4	1	0	0	1	0	2
at Iowa State (1.15)*	11	3-3	1.000	0-0	---	0-1	.000	2-1-3	4	0	3	4	1	6
KANSAS STATE (1.18)	25	2-3	.667	0-0	---	2-2	1.000	3-6-9	4	2	2	1	0	6
at TCU (1.22)	25	4-5	.800	0-0	---	2-2	1.000	3-7-10	2	1	1	4	1	10
HOUSTON (1.25)	36	7-10	.700	0-0	---	5-7	.714	3-4-7	5	2	1	0	1	19
UCF (1.28)*														
at Baylor (2.1)*														
IOWA STATE (2.3)*														
at Kansas State (2.8)*														
COLORADO (2.11)*														
at Utah (2.15)*														
at BYU (2.18)*														
OKLAHOMA STATE (2.22)*														
at Colorado (2.24)*														
TEXAS TECH (3.1)*														
at Houston (3.3)*														
ARIZONA (3.8)*														

^ Starter; *Big 12 Conference game

CAREER STATS

SEASON	GP-GS	MIN/AVG	FG-FGA	PCT	3FG-3FGA	PCT	FT-FTA	PCT	O-D-T	AVG	PF-FO	AST	TO	BLK	STL	PTS	AVG
2024-25	19-3	299/15.7	59-75	.787	0-0	---	16-27	.593	31-75-106	5.6	47-2	7	15	27	8	134	7.1
TOTAL	19-3	299/15.7	59-75	.787	0-0	---	16-27	.593	31-75-106	5.6	47-2	7	15	27	8	134	7.1

ZACH CLEMENCE

RS-Junior • F • 6-11 • 230 • San Antonio, Texas. • Sunrise Christian Academy (Kan.) • Twitter: @BIGZTEXAS • IG: @zachery_clemence

- Entered the transfer portal following the 2022-23 season, yet returned to Kansas and was a redshirt in 2023-24
- Has played in 52 games while at Kansas, including 20 in 2022-23 and 24 in Kansas' 2022 NCAA National Championship season
- Wore jersey No. 21 his first two seasons and switched to No. 41 before the 2023-24 season
- A solid shooter and being 6-foot-11, can play multiple positions and be a tough matchup
- Played his prep career at national powers Sunrise Academy and Findley Prep.



CAREER HONORS

Academic All-Big 12 First Team [2023]
CSC Academic All-District [2023]

CLEMENCE CAREER HIGHS

Points	10	vs. Oklahoma (1.10.23)
Field Goals	3	vs. Stony Brook (11.18.21)
Field Goal Att.	8	vs. Stony Brook (11.18.21)
3PT Field Goals	2	vs. Stony Brook (1.10.21) vs. Oklahoma (1.10.23)
3PT Field Goal Att.	5	vs. Wisconsin (11.24.22)
Free Throws	3	vs. Stony Brook (11.18.21)
Free Throw Att.	4	4x, last vs. Missouri (12.11.21)
Rebounds	6	vs. Oklahoma State (2.14.22) vs. Stony Brook (11.18.21)
Assists	3	vs. Texas Southern (3.17.22)
Blocks	3	vs. Kansas State (1.31.23)
Steals	2	3x, last at Creighton (12.4.24)
Minutes	15	vs. Kansas State (1.31.23)

2024-25 GAME-BY-GAME

OPPONENT (Date)	MP	FG-A	PCT	3PT-A	PCT	FT-A	PCT	O-D-T	PF	A	TO	BLK	ST	TP
HOWARD (11.4)	14	1-2	.500	0-1	.000	3-4	.750	1-0-1	3	1	1	0	1	5
NORTH CAROLINA (11.8)	-	-	-	-	-	-	-	-	-	-	-	-	-	-
vs. Michigan State (11.12)	2	0-2	.000	0-0	---	0-0	---	2-0-2	0	0	1	0	1	0
OAKLAND (11.16)	4	0-2	.000	0-1	.000	0-0	---	1-1-2	1	0	0	0	0	0
UNCW (11.19)	3	1-1	1.000	0-0	---	0-0	---	0-0-0	1	0	0	0	0	2
vs. Duke (11.26)	-	-	-	-	-	-	-	-	-	-	-	-	-	-
FURMAN (11.30)	3	0-0	---	0-0	---	0-0	---	1-2-3	0	2	0	1	1	0
at Creighton (12.4)	7	2-2	1.000	0-0	---	0-1	.000	0-1-1	1	0	0	0	2	4
at Missouri (12.8)	3	0-0	---	0-0	---	0-0	---	0-1-1	0	0	0	0	0	0
NC STATE (12.14)	6	0-0	---	0-0	---	0-0	---	1-0-1	2	0	1	0	0	0
BROWN (12.22)	-	-	-	-	-	-	-	-	-	-	-	-	-	-
WEST VIRGINIA (12.31)*	-	-	-	-	-	-	-	-	-	-	-	-	-	-
at UCF (1.5)*	-	-	-	-	-	-	-	-	-	-	-	-	-	-
ARIZONA STATE (1.8)*	-	-	-	-	-	-	-	-	-	-	-	-	-	-
at Cincinnati (1.11)*	-	-	-	-	-	-	-	-	-	-	-	-	-	-
at Iowa State (1.15)*	-	-	-	-	-	-	-	-	-	-	-	-	-	-
KANSAS STATE (1.18)*	-	-	-	-	-	-	-	-	-	-	-	-	-	-
at TCU (1.22)*	-	-	-	-	-	-	-	-	-	-	-	-	-	-
HOUSTON (1.25)*	-	-	-	-	-	-	-	-	-	-	-	-	-	-
UCF (1.28)*	-	-	-	-	-	-	-	-	-	-	-	-	-	-
at Baylor (2.1)*	-	-	-	-	-	-	-	-	-	-	-	-	-	-
IOWA STATE (2.3)*	-	-	-	-	-	-	-	-	-	-	-	-	-	-
at Kansas State (2.8)*	-	-	-	-	-	-	-	-	-	-	-	-	-	-
COLORADO (2.11)*	-	-	-	-	-	-	-	-	-	-	-	-	-	-
at Utah (2.15)*	-	-	-	-	-	-	-	-	-	-	-	-	-	-
at BYU (2.18)*	-	-	-	-	-	-	-	-	-	-	-	-	-	-
OKLAHOMA STATE (2.22)*	-	-	-	-	-	-	-	-	-	-	-	-	-	-
at Colorado (2.24)*	-	-	-	-	-	-	-	-	-	-	-	-	-	-
TEXAS TECH (3.1)*	-	-	-	-	-	-	-	-	-	-	-	-	-	-
at Houston (3.3)*	-	-	-	-	-	-	-	-	-	-	-	-	-	-
ARIZONA (3.8)*	-	-	-	-	-	-	-	-	-	-	-	-	-	-

^ Starter; *Big 12 Conference game

CAREER STATS

SEASON	GP-GS	MIN/AVG	FG-FGA	PCT	3FG-3FGA	PCT	FT-FTA	PCT	O-D-T	AVG	PF-FO	AST	TO	BLK	STL	PTS	AVG
2021-22	24-0	117/4.9	15-40	.375	6-22	.273	14-29	.483	17-27-44	1.8	21-0	10	6	7	8	50	2.1
2022-23	20-0	115/5.8	11-34	.324	4-18	.222	2-6	.333	8-17-25	1.3	18-0	2	7	7	2	28	1.4
2024-25	8-0	42/5.3	4-9	.444	0-2	.000	3-5	.600	6-5-11	1.4	8-0	3	3	1	5	11	1.4
TOTAL	52-0	266/5.1	30-83	.361	10-42	.238	19-40	.475	31-49-80	1.5	47-0	15	16	15	15	89	1.7



NOAH SHELBY

Junior • G • 6-3 • 185 • McKinney, Texas • Greenhill HS • Twitter: @NoahShelby_ • IG: @noahshelby

- Is redshirting the 2024-25 season
- An invited walk on who is a transfer from Rice and will add depth at the guard spots
- Will be a junior at Kansas in 2024-25 as he started his college career at Vanderbilt in 2022-23 before playing at Rice in 2023-24
- Has played in 45 games in his two seasons in college
- There have been only two Jayhawks to have wore No. 7 – Bill Brainard (1954-56) and Claude Houchin (1947-50)
- Son of Fannie and Derrick Shelby
- Father played basketball and mother played volleyball at UT-Arlington
- Liberal Arts & Sciences major



JAMARI MCDOWELL

Sophomore • Guard • 6-4 • 180 • Houston, Texas • Manvel HS • Twitter: @jamari_mcdowell • IG: @_jamarii

- Is reshirting the 2024-25 season
- Can play all three perimeter positions
- Was an energy spark off the bench who played in 31 games his freshman season
- A solid shooter who plays with a high motor and above the rim
- Played at Manvel High School in Manvel, Texas, a suburb of Houston, for head coach Chris Wilson
- Was a 2023 UIL Boys 5A All-State and TABC All-Region selection
- Averaged 22.4 points, 8.1 rebounds, 5.4 assists and 3.2 blocked shots per game his senior season as Manvel posted a 21-10 record and won the district title going 10-3
- Played AAU basketball for the Houston Defenders.



ELMARKO JACKSON

Sophomore • G • 6-3 • 195 • Malton, N.J. • Twitter: @ElmarkoJ • IG: @elmarkojackson

- Made an immediate impact as a freshman starting the first 15 games of the 2023-24 season with 17 total starts
- A highly-rated guard who has great court presence and was ranked as high as No. 19 following the 2022-23 season
- Was a McDonald's All-American in 2022-23
- Full name is Elmarko Demetrius Jackson Jr.
- Has one older sibling, Makenzie Jackson (22) and one younger, Grayson Ghee (7)
- Uncle, Marlin Jackson, played football at Michigan
- Played lacrosse in high school and received college offers to play lacrosse
- Enjoys hanging with teammates, video games, watching movies and cooking
- Communications studies major



WILL THENGVALL

Freshman • G • 6-3 • 185 • Wichita, Kan. • Kapaun Mount Carmel Catholic HS • Twitter: @WillThengvall • IG: @will.thengvall

- Has played in three games in 2024-25
- An invited walk on who will add depth
- A multi-sport athlete in high school
- Comes from a family of athletes as his older brother, Henry, plays basketball at Wichita State and his twin brother, Nathan, is on the Kansas track and field team
- Finance major

2024-25 OVERALL STATS

Game Records

Record	Overall	Home	Away	Neutral
ALL GAMES	14-5	9-2	3-3	2-0
CONFERENCE	5-3	2-2	3-1	0-0
NON-CONFERENCE	9-2	7-0	0-2	2-0

Score by Periods

Team	1st	2nd	OT	TOT
Kansas	698	742	20	1460
Opponents	611	595	26	1232

Team Box Score

No.	Player				Total		3-Point		F-Throw		Rebounds											
		GP-GS	MIN	AVG	FG-FGA	FG%	3FG-3FGA	3FG%	FT-FTA	FT%	OFF	DEF	TOT	AVG	PF	DQ	A	TO	BLK	STL	PTS	AVG
1	DICKINSON, Hunter	19-19	562:22	29.6	127-238	.534	6-27	.222	41-52	.788	50	141	191	10.1	38	0	46	36	26	22	301	15.8
5	MAYO, Zeke	19-17	584:06	30.7	104-226	.460	41-114	.360	35-44	.795	6	75	81	4.3	17	0	54	39	2	11	284	14.9
3	HARRIS JR., Dajuan	19-19	607:13	32.0	71-161	.441	18-54	.333	23-34	.676	12	41	53	2.8	21	0	110	32	6	27	183	9.6
24	ADAMS, KJ	16-16	458:45	28.7	53-106	.500	0-0	.000	25-32	.781	37	37	74	4.6	38	0	37	15	16	13	131	8.2
40	BIDUNGA, Flory	19-3	301:25	15.9	59-75	.787	0-0	.000	16-27	.593	31	75	106	5.6	47	2	7	15	27	8	134	7.1
6	GRIFFEN, Rylan	18-7	345:34	19.2	44-94	.468	25-62	.403	12-17	.706	13	35	48	2.7	20	0	19	16	4	5	125	6.9
2	STORR, AJ	19-4	340:48	17.9	50-125	.400	12-45	.267	14-23	.609	8	31	39	2.1	37	1	19	17	3	9	126	6.6
0	MOORE, Shakeel	12-7	193:40	16.1	22-46	.478	6-16	.375	9-12	.750	4	20	24	2.0	11	0	17	12	2	8	59	4.9
8	COIT, David	19-3	285:19	15.0	27-81	.333	18-52	.346	7-10	.700	3	31	34	1.8	15	0	28	7	1	11	79	4.2
41	CLEMENCE, Zach	8-0	42:07	5.3	4-9	.444	0-2	.000	3-5	.600	6	5	11	1.4	8	0	3	3	1	5	11	1.4
12	EVERS, Wilder	5-0	11:31	2.3	2-3	.667	2-3	.667	0-0	.000	0	2	2	0.4	2	0	0	0	0	0	6	1.2
4	PASSMORE, Rakease	14-0	83:38	6.0	5-15	.333	2-7	.286	3-6	.500	4	8	12	0.9	10	0	4	9	1	4	15	1.1
25	CROSS, Justin	4-0	08:29	2.1	2-2	1.000	0-0	.000	0-0	.000	0	2	2	0.5	1	0	1	0	2	1	4	1.0
22	WILHITE, Dillon	4-0	10:51	2.7	1-1	1.000	0-0	.000	0-0	.000	0	1	1	0.3	1	0	0	0	0	0	2	0.5
14	CASSIDY, Patrick	4-0	08:29	2.1	0-6	.000	0-6	.000	0-0	.000	0	1	1	0.3	2	0	1	1	0	0	0	0.0
15	THENGVALL, Will	3-0	05:42	1.9	0-0	.000	0-0	.000	0-0	.000	0	1	1	0.3	0	0	1	0	0	0	0	0.0
Team											30	35	65					6				
Total		19	3850		571-1188	.481	130-388	.335	188-262	.718	204	541	745	39.2	268	3	347	208	91	124	1460	76.8
Opponents		19	3850		436-1140	.382	129-448	.288	231-324	.713	193	445	638	33.6	258	3	231	218	62	126	1232	64.8

Team Statistics

	KU	OPP
Scoring	1460	1232
Points per game	76.8	64.8
Scoring margin	+12.0	-
Field goals-att	571-1188	436-1140
Field goal pct	.481	.382
3 point fg-att	130-388	129-448
3-point FG pct	.335	.288
3-pt FG made per game	6.8	6.8
Free throws-att	188-262	231-324
Free throw pct	.718	.713
F-Throws made per game	9.9	12.2
Rebounds	745	638
Rebounds per game	39.2	33.6
Rebounding margin	+5.6	-
Assists	347	231
Assists per game	18.3	12.2
Turnovers	208	218
Turnovers per game	10.9	11.5
Turnover margin	+0.5	-
Assist/turnover ratio	1.7	1.1
Steals	124	126
Steals per game	6.5	6.6
Blocks	91	62
Blocks per game	4.8	3.3
Winning streak	0	-
Home win streak	0	-
Attendance	168300	74972
Home games-Avg/Game	11-15300	6-12495
Neutral site-Avg/Game	-	2-15432

Team Results

Date	Opponent		Score	Att.
11/04/2024	Howard	W	87-57	15300
11/08/2024	North Carolina	W	92-89	15300
11/12/2024	vs Michigan St.	W	77-69	16107
11/16/2024	Oakland	W	78-57	15300
11/19/2024	UNCW	W	84-66	15300
11/26/2024	vs Duke	W	75-72	14757
11/30/2024	Furman	W	86-51	15300
12/04/2024	at Creighton	L	63-76	17908
12/08/2024	at Missouri	L	67-76	15061
12/14/2024	NC State	W	75-60	15300
12/22/2024	Brown	W	87-53	15300
12/31/2024	West Virginia	L	61-62	15300
01/05/2025	at UCF	W	99-48	9669
01/08/2025	Arizona St.	W	74-55	15300
01/11/2025	at Cincinnati	W	54-40	12012
01/15/2025	at Iowa St.	L	57-74	14267
01/18/2025	Kansas St.	W	84-74	15300
01/22/2025	at TCU	W	74-61	6055
01/25/2025	Houston	Lot2	86-92	15300

2024-25 CONFERENCE STATS

Game Records

Record	Overall	Home	Away	Neutral
ALL GAMES	5-3	2-2	3-1	0-0
CONFERENCE	5-3	2-2	3-1	0-0
NON-CONFERENCE	0-0	0-0	0-0	0-0

Score by Periods

Team	1st	2nd	OT	TOT
Kansas	264	305	20	589
Opponents	260	220	26	506

Team Box Score

No.	Player				Total		3-Point		F-Throw		Rebounds													
		GP-GS	MIN	AVG	FG-FGA	FG%	3FG-3FGA	3FG%	FT-FTA	FT%	OFF	DEF	TOT	AVG	PF	DQ	A	TO	BLK	STL	PTS	AVG		
5	MAYO, Zeke	8-8	270:38	33.8	47-105	.448	17-52	.327	24-30	.800	3	32	35	4.4	10	0	18	17	0	4	135	16.9		
1	DICKINSON, Hunter	8-8	263:06	32.9	56-108	.519	0-8	.000	18-20	.900	24	54	78	9.8	17	0	15	17	9	6	130	16.3		
3	HARRIS JR., Dajuan	8-8	273:01	34.1	26-64	.406	8-21	.381	10-18	.556	8	23	31	3.9	8	0	48	16	4	8	70	8.8		
40	BIDUNGA, Flory	8-3	167:23	20.9	29-38	.763	0-0	.000	9-12	.750	15	37	52	6.5	25	2	6	8	17	3	67	8.4		
6	GRIFFEN, Rylan	8-0	144:27	18.1	19-37	.514	13-26	.500	5-8	.625	8	15	23	2.9	7	0	6	8	1	1	56	7.0		
0	MOORE, Shakeel	8-7	167:21	20.9	19-41	.463	6-15	.400	6-8	.750	3	17	20	2.5	10	0	15	9	0	7	50	6.3		
24	ADAMS, KJ	5-5	137:43	27.5	10-31	.323	0-0	.000	7-9	.778	16	14	30	6.0	10	0	12	5	4	6	27	5.4		
2	STORR, AJ	8-1	110:40	13.8	17-44	.386	2-16	.125	3-8	.375	5	11	16	2.0	12	0	7	7	1	4	39	4.9		
22	WILHITE, Dillon	1-0	04:32	4.5	1-1	1.000	0-0	.000	0-0	.000	0	0	0	0.0	0	0	0	0	0	0	2	2.0		
8	COIT, David	8-0	87:05	10.9	3-23	.130	2-17	.118	4-6	.667	2	9	11	1.4	4	0	10	3	0	5	12	1.5		
4	PASSMORE, Rakease	4-0	21:02	5.3	0-5	.000	0-2	.000	1-2	.500	2	2	4	1.0	2	0	3	0	1	1	1	0.3		
12	EVERS, Wilder	1-0	03:02	3.0	0-0	.000	0-0	.000	0-0	.000	0	2	2	2.0	1	0	0	0	0	0	0	0.0		
Team											13	10	23					3						
Total		8	1650		227-497	.457	48-157	.306	87-121	.719	99	226	325	40.6	106	2	140	93	37	45	589	73.6		
Opponents		8	1650		188-497	.378	49-184	.266	81-119	.681	91	186	277	34.6	109	0	110	85	31	56	506	63.3		

Team Statistics

	KU	OPP
Scoring	589	506
Points per game	73.6	63.3
Scoring margin	+10.4	-
Field goals-att	227-497	188-497
Field goal pct	.457	.378
3 point fg-att	48-157	49-184
3-point FG pct	.306	.266
3-pt FG made per game	6.0	6.1
Free throws-att	87-121	81-119
Free throw pct	.719	.681
F-Throws made per game	10.9	10.1
Rebounds	325	277
Rebounds per game	40.6	34.6
Rebounding margin	+6.0	-
Assists	140	110
Assists per game	17.5	13.8
Turnovers	93	85
Turnovers per game	11.6	10.6
Turnover margin	-1.0	-
Assist/turnover ratio	1.5	1.3
Steals	45	56
Steals per game	5.6	7.0
Blocks	37	31
Blocks per game	4.6	3.9
Winning streak	0	-
Home win streak	0	-
Attendance	61200	42003
Home games-Avg/Game	4-15300	4-10501
Neutral site-Avg/Game	-	0-0

Team Results

Date	Opponent		Score	Att.
12/31/2024	West Virginia	L	61-62	15300
01/05/2025	at UCF	W	99-48	9669
01/08/2025	Arizona St.	W	74-55	15300
01/11/2025	at Cincinnati	W	54-40	12012
01/15/2025	at Iowa St.	L	57-74	14267
01/18/2025	Kansas St.	W	84-74	15300
01/22/2025	at TCU	W	74-61	6055
01/25/2025	Houston	Lot2	86-92	15300

KANSAS GAME-BY-GAME

				Total		3-Pointers		Free throws		Rebounds											
Opponent	Date	Score		FG-FGA	PCT	3FG-3FGA	PCT	FT-FTA	PCT	OFF	DEF	TOT	AVG	PF	A	TO	BLK	STL	PTS	AVG	
Howard	11/04/2024	87-57	W	32-53	.604	11-22	.500	12-16	.750	5	29	34	34.0	14	20	14	7	11	87	87.0	
North Carolina	11/08/2024	92-89	W	37-76	.487	6-21	.286	12-17	.706	12	27	39	36.5	21	18	4	4	3	92	89.5	
vs Michigan St.	11/12/2024	77-69	W	28-69	.406	5-17	.294	16-22	.727	11	36	47	40.0	19	17	10	5	7	77	85.3	
Oakland	11/16/2024	78-57	W	32-56	.571	8-20	.400	6-11	.545	6	26	32	38.0	11	24	8	5	6	78	83.5	
UNCW	11/19/2024	84-66	W	34-62	.548	6-25	.240	10-16	.625	9	29	38	38.0	16	20	10	3	5	84	83.6	
vs Duke	11/26/2024	75-72	W	28-57	.491	8-17	.471	11-12	.917	10	21	31	36.8	14	22	16	4	12	75	82.2	
Furman	11/30/2024	86-51	W	39-64	.609	4-17	.235	4-6	.667	8	34	42	37.6	12	25	7	3	7	86	82.7	
at Creighton	12/04/2024	63-76	L	25-70	.357	8-23	.348	5-8	.625	9	22	31	36.8	16	12	5	1	11	63	80.3	
at Missouri	12/08/2024	67-76	L	25-63	.397	8-23	.348	9-11	.818	16	24	40	37.1	19	13	22	5	5	67	78.8	
NC State	12/14/2024	75-60	W	30-53	.566	10-24	.417	5-7	.714	8	28	36	37.0	15	19	13	7	5	75	78.4	
Brown	12/22/2024	87-53	W	34-68	.500	8-22	.364	11-15	.733	11	39	50	38.2	5	17	6	10	7	87	79.2	
West Virginia	12/31/2024	61-62	L	19-49	.388	4-16	.250	19-21	.905	7	26	33	37.8	9	10	8	0	3	61	77.7	
at UCF	01/05/2025	99-48	W	42-83	.506	9-23	.391	6-10	.600	22	41	63	39.7	14	30	10	12	6	99	79.3	
Arizona St.	01/08/2025	74-55	W	27-62	.435	7-23	.304	13-13	1.000	14	25	39	39.6	14	15	12	5	13	74	78.9	
at Cincinnati	01/11/2025	54-40	W	24-68	.353	2-21	.095	4-5	.800	15	29	44	39.9	6	12	7	2	5	54	77.3	
at Iowa St.	01/15/2025	57-74	L	24-59	.407	5-16	.313	4-11	.364	9	24	33	39.5	17	16	17	10	6	57	76.0	
Kansas St.	01/18/2025	84-74	W	31-56	.554	6-16	.375	16-21	.762	12	23	35	39.2	13	16	10	4	1	84	76.5	
at TCU	01/22/2025	74-61	W	30-54	.556	6-17	.353	8-10	.800	9	24	33	38.9	16	21	17	4	7	74	76.3	
Houston	01/25/2025	86-92	Lot2	30-66	.455	9-25	.360	17-30	.567	11	34	45	39.2	17	20	12	0	4	86	76.8	
Total		1460		571-1188	.481	130-388	.335	188-262	.718	204	541	745	39.2	268	347	208	91	124	1460	76.8	

OPPONENT GAME-BY-GAME

				Total		3-Pointers		Free throws		Rebounds											
Opponent	Date	Score		FG-FGA	PCT	3FG-3FGA	PCT	FT-FTA	PCT	OFF	DEF	TOT	AVG	PF	A	TO	BLK	STL	PTS	AVG	
Howard	11/04/2024	87-57	W	22-58	.379	8-22	.364	5-12	.417	8	18	26	26.0	12	12	17	1	9	57	57.0	
North Carolina	11/08/2024	92-89	W	27-63	.429	7-23	.304	28-31	.903	10	30	40	33.0	21	13	11	5	2	89	73.0	
vs Michigan St.	11/12/2024	77-69	W	24-69	.348	3-24	.125	18-21	.857	11	32	43	36.3	18	11	11	4	5	69	71.7	
Oakland	11/16/2024	78-57	W	24-55	.436	6-22	.273	3-12	.250	10	20	30	34.8	10	12	12	0	6	57	68.0	
UNCW	11/19/2024	84-66	W	21-56	.375	6-19	.316	18-24	.750	10	22	32	34.2	18	4	12	3	6	66	67.6	
vs Duke	11/26/2024	75-72	W	24-48	.500	11-26	.423	13-18	.722	5	20	25	32.7	18	17	16	3	11	72	68.3	
Furman	11/30/2024	86-51	W	17-57	.298	9-38	.237	8-13	.615	8	18	26	31.7	10	11	11	1	3	51	65.9	
at Creighton	12/04/2024	63-76	L	25-53	.472	12-29	.414	14-17	.824	6	38	44	33.3	7	16	15	2	2	76	67.1	
at Missouri	12/08/2024	67-76	L	23-52	.442	4-13	.308	26-31	.839	6	23	29	32.8	14	8	11	4	14	76	68.1	
NC State	12/14/2024	75-60	W	21-57	.368	6-15	.400	12-18	.667	11	15	26	32.1	9	9	8	3	8	60	67.3	
Brown	12/22/2024	87-53	W	20-75	.267	8-33	.242	5-8	.625	17	23	40	32.8	12	8	9	5	4	53	66.0	
West Virginia	12/31/2024	61-62	L	26-60	.433	6-20	.300	4-6	.667	8	24	32	32.8	16	18	6	5	4	62	65.7	
at UCF	01/05/2025	99-48	W	14-68	.206	7-30	.233	13-18	.722	12	20	32	32.7	9	11	14	7	7	48	64.3	
Arizona St.	01/08/2025	74-55	W	19-53	.358	6-24	.250	11-12	.917	9	20	29	32.4	14	10	18	3	7	55	63.6	
at Cincinnati	01/11/2025	54-40	W	18-59	.305	3-22	.136	1-2	.500	12	30	42	33.1	6	8	12	4	7	40	62.1	
at Iowa St.	01/15/2025	57-74	L	24-59	.407	8-13	.615	18-25	.720	13	30	43	33.7	14	17	13	4	11	74	62.8	
Kansas St.	01/18/2025	84-74	W	27-59	.458	6-26	.231	14-19	.737	9	16	25	33.2	17	19	5	1	5	74	63.5	
at TCU	01/22/2025	74-61	W	25-66	.379	5-24	.208	6-12	.500	16	15	31	33.1	11	10	12	2	10	61	63.3	
Houston	01/25/2025	86-92	Lot2	35-73	.479	8-25	.320	14-25	.560	12	31	43	33.6	22	17	5	5	5	92	64.8	
Total		1232		436-1140	.382	129-448	.288	231-324	.713	193	445	638	33.6	258	231	218	62	126	1232	64.8	

INDIVIDUAL SUPERLATIVES

CATEGORY	KANSAS	OPPONENT
Points Scored	28 by Hunter Dickinson vs. Michigan State (11.12.24)	29 by Tamar Bates of Missouri (12.8.24)
Total Field Goals	13 by Hunter Dickinson vs. Michigan State (11.12.24)	10 by Pop Isaacs of Creighton (12.4.24)
Total FGs Attempted	21 (2x), last by Dajuan Harris Jr. at Creighton (12.4.24)	21 by Kino Lilly Jr. of Brown (12.22.24)
Highest FG% (5 made)	100.0 (6-6) by Flory Bidunga vs. North Carolina (11.8.24)	77.8 (7-9) by Eduardo Andre of West Virginia (12.31.24)
Highest FG% (10 made)	83.3 (10-12) by KJ Adams vs. Furman (11.30.24)	-
3-Point Field Goals	5 (5x), last by Rylan Griffen vs. Houston (1.25.25)	6 by Pop Isaacs of Creighton (12.4.24)
3-Point FGs Attempted	9 (4x), last by Zeke Mayo at Iowa State (1.15.25)	13 by Kino Lilly Jr. of Brown (12.22.24)
3-Point FG% (min. 3 made)	100.0 (4-4) by Rylan Griffen at UCF (1.5.25)	100.0 (2x), last was 3-3 by Dallan Coleman of UCF (1.5.25)
Free Throws	13 by Zeke Mayo vs. West Virginia (12.31.24)	9 (3x), last by Dishon Jackson of Iowa State (1.15.25)
Free Throws Attempted	13 by Zeke Mayo vs. West Virginia (12.31.24)	11 by RJ Davis of North Carolina (11.8.24)
Free Throw % (min. 5 made)	100.0 (5x), last was 5-5 by Hunter Dickinson vs. Houston (1.25.25)	100.0 (4x), last was 5-5 by Alston Mason of Arizona State (1.8.25)
Offensive Rebounds	8 by Hunter Dickinson at Missouri (12.8.24)	5 by Ernest Udeh Jr. of TCU (1.22.25)
Defensive Rebounds	12 by Hunter Dickinson vs. NC State (12.14.24)	12 by Joshua Jefferson of Iowa State (1.15.25)
Total Rebounds	15 by Hunter Dickinson vs. UNCW (11.9.24)	12 by Joshua Jefferson of Iowa State (1.15.25)
Assists	12 by Dajuan Harris Jr. vs. Houston (1.25.25)	10 by Coleman Hawkins of Kansas State (1.18.25)
Turnovers	7 by Hunter Dickinson at Missouri (12.8.24)	6 (2x), last by Alston Mason of Arizona State (1.8.25)
Blocked Shots	6 by Flory Bidunga at UCF (1.5.25)	4 (2x), last by Eduardo Andre of West Virginia (12.31.24)
Steals	4 by Dajuan Harris Jr. vs. Oakland (11.16.24)	5 (4x), last by Ernest Udeh Jr. of TCU (1.22.25)
Minutes Played (including OT)	45 by Dajuan Harris Jr. and Hunter Dickinson vs. Houston (1.25.25)	48 by LJ Cryer of Houston (1.25.25)

TEAM SUPERLATIVES

KANSAS HIGH	KANSAS LOW	CATEGORY	OPPONENT HIGH	OPPONENT LOW
99 at UCF (1.5.25)	54 at Cincinnati (1.11.25)	Points	92 by Houston (1.25.25)	40 by Cincinnati (1.11.25)
55 (2nd) at UCF (1.5.25)	20 (1st) vs. West Virginia (12.31.24)	Points/Half	51 (2nd) by North Carolina (11.8.24)	13 (2nd) by Arizona State (1.8.25)
-	-	Points/OT	-	-
42 at UCF (1.5.25)	19 vs. West Virginia (12.31.24)	Field Goals	35 by Houston (1.25.25)	14 by UCF (1.5.25)
83 at UCF (1.5.25)	49 vs. West Virginia (12.31.24)	Field Goal Attempts	75 by Brown (12.22.24)	48 by Duke (11.26.24)
60.9 (39-64) vs. Furman (11.30.24)	35.3 (24-68) at Cincinnati (1.11.25)	Field Goal Percentage	50.0 (24-48) by Duke (11.26.24)	20.6 (14-68) by UCF (1.5.25)
11 vs. Howard (11.4.24)	2 at Cincinnati (1.11.25)	3-Point Field Goals	12 by Creighton (12.4.24)	3 (2x), last by Cincinnati (1.11.25)
25 (2x), last vs. Houston (1.25.25)	16 (3x), last vs. Kansas State (1.18.25)	3-Point Field Goal Attempts	38 by Furman (11.30.24)	13 (2x), last by Iowa State (1.15.25)
50.0 (11-22) vs. Howard (11.4.24)	9.5 (2-21) at Cincinnati (1.11.25)	3-Point Field Goal Percentage	61.5 (8-13) by Iowa State (1.15.25)	12.5 (3-24) by Michigan State (11.12.24)
19 vs. West Virginia (12.31.24)	4 (3x), last at Iowa State (1.15.25)	Free Throws Made	28 by North Carolina (11.8.24)	1 by Cincinnati (1.11.25)
30 vs. Houston (1.25.25)	5 at Cincinnati (1.11.25)	Free Throw Attempts	31 (2x), last by Missouri (12.8.24)	2 by Cincinnati (1.11.25)
100.0 (13-13) vs. Arizona State (1.8.25)	36.4 (4-11) at Iowa State (1.15.25)	Free Throw Percentage	91.7 (11-12) by Arizona State (1.8.25)	25.0 (3-12) by Oakland (11.16.24)
22 at UCF (1.5.25)	5 vs. Howard (11.4.24)	Offensive Rebounds	17 by Brown (12.22.24)	5 by Duke (11.26.24)
41 at UCF (1.5.25)	21 vs. Duke (11.26.24)	Defensive Rebounds	38 by Creighton (12.4.24)	15 (2x), last by TCU (1.22.25)
63 at UCF (1.5.25)	31 (2x), last at Creighton (12.4.24)	Rebounds	44 by Creighton (12.4.24)	25 (2x), last by Kansas State (1.18.25)
21 vs. North Carolina (11.8.24)	5 vs. Brown (12.22.24)	Fouls	22 by Houston (1.25.25)	6 by Cincinnati (1.11.25)
1 (4x), last vs. Houston (1.25.25)	0 (15x), last vs. Kansas State (1.18.25)	DQs	1 (3x), last by Brown (12.22.24)	0 (16x), last by Kansas State (1.18.25)
30 at UCF (1.5.25)	10 vs. West Virginia (12.31.24)	Assists	19 by Kansas State (1.18.25)	4 by UNCW (11.9.24)
22 at Missouri (12.8.24)	4 vs. North Carolina (11.8.24)	Turnovers	18 by Arizona State (1.8.25)	5 (2x), last by Houston (1.25.25)
12 at UCF (1.5.25)	0 (2x), last vs. Houston (1.25.25)	Blocked Shots	7 by UCF (1.5.25)	0 by Oakland (11.16.24)
13 vs. Arizona State (1.8.25)	1 vs. Kansas State (1.18.25)	Steals	14 by Missouri (12.8.24)	2 (2x), last by Creighton (12.4.24)

2024-25 INDIVIDUAL LEADERS GAME-BY-GAME

OPPONENT	SCORE	W/L	POINTS	REBOUNDS	ASSISTS	STEALS	BLOCKED SHOTS
HOWARD (11.4)	87-57	W	19-Zeke Mayo	8-Flory Bidunga	5-Dajuan Harris Jr.	3-Hunter Dickinson	2-Bidunga/Dickinson
NORTH CAROLINA (11.8)	92-89	W	21-Zeke Mayo	10-Hunter Dickinson	4-Zeke Mayo	2-Dajuan Harris Jr.	2-Rylan Griffen
vs. Michigan State (11.12)	77-69	W	28-Hunter Dickinson	12-Hunter Dickinson	7-Zeke Mayo	3-Hunter Dickinson	3-KJ Adams
OAKLAND (11.16)	78-57	W	16-AJ Storr	9-Hunter Dickinson	6-Dajuan Harris Jr.	4-Dajuan Harris Jr.	4-Hunter Dickinson
UNCW (11.19)	84-66	W	17-Dajuan Harris Jr.	15-Hunter Dickinson	6-Dajuan Harris Jr.	2-Dajuan Harris Jr.	1-Dickinson/Mayo/Coit
vs. Duke (11.26)	75-72	W	14-Dajuan Harris Jr.	8-Flory Bidunga	9-Dajuan Harris Jr.	3-Adams/Harris Jr.	3-KJ Adams
FURMAN (11.30)	86-51	W	22-KJ Adams	6-Adams/Dickinson/Bidunga	8-Dajuan Harris Jr.	2-Rylan Griffen	1-Adams/Griffen/Clemence
at Creighton (12.4)	63-76	L	15-Dajuan Harris Jr.	8-Hunter Dickinson	5-Dajuan Harris Jr.	2-Harris Jr./Coit/Clemence	1-KJ Adams
at Missouri (12.8)	67-76	L	19-Hunter Dickinson	14-Hunter Dickinson	5-Dajuan Harris Jr.	2-Dajuan Harris Jr.	4-Hunter Dickinson
NC STATE (12.14)	75-60	W	26-Zeke Mayo	14-Hunter Dickinson	8-Hunter Dickinson	2-Dickinson/Harris Jr.	3-KJ Adams
BROWN (12.22)	87-53	W	25-Zeke Mayo	13-Hunter Dickinson	4-Dickinson/Harris Jr./Mayo	1-Adams/Harris Jr./Mayo Moore/Coit/Bidunga/Cross	3-Hunter Dickinson
WEST VIRGINIA (12.31)*	61-62	L	27-Zeke Mayo	12-Hunter Dickinson	7-Dajuan Harris Jr.	1-Dickinson/Coit/Passmore	-
at UCF (1.5)*	99-48	W	27-Hunter Dickinson	9-Dickinson/Adams	8-Zeke Mayo	3-David Coit	6-Flory Bidunga
ARIZONA STATE (1.8)*	77-55	W	23-Zeke Mayo	12-Hunter Dickinson	7-Dajuan Harris Jr.	3-Dickinson/Harris Jr.	3-Hunter Dickinson
at Cincinnati (1.11)*	54-40	W	14-Hunter Dickinson	12-Hunter Dickinson	2-Adams/Dickinson/Moore/Mayo	2-KJ Adams	1-Adams/Bidunga
at Iowa State (1.15)*	57-74	L	17-Zeke Mayo	8-Hunter Dickinson	7-Dajuan Harris Jr.	2-Mayo/Adams	4-Flory Bidunga
KANSAS STATE (1.18)*	84-74	W	25-Hunter Dickinson	9-Flory Bidunga	5-Dajuan Harris Jr.	1-AJ Storr	2-Dajuan Harris Jr.
at TCU (1.22)*	74-61	W	16-Hunter Dickinson	10-Flory Bidunga	7-Dajuan Harris Jr.	3-AJ Storr	4-Flory Bidunga
HOUSTON (1.25)*	86-92	L (20T)	19-Flory Bidunga	9-Zeke Mayo	12-Dajuan Harris Jr.	2-Dajuan Harris Jr.	-
UCF (1.28)*							
at Baylor (2.1)*							
IOWA STATE (2.3)*							
at Kansas State (2.8)*							
COLORADO (2.11)*							
at Utah (2.15)*							
at BYU (2.18)*							
OKLAHOMA STATE (2.22)*							
at Colorado (2.24)*							
TEXAS TECH (3.1)*							
at Houston (3.5)*							
ARIZONA (3.8)*							

* = Big 12 Conference game

2024-25 LEAD/DEFICIT BREAKDOWN GAME-BY-GAME

Opponent	FIRST HALF SCORE			SECOND HALF SCORE			FINAL SCORE			LARGEST		TIMES	LEAD	TIME LED
	KU	OPP	MARGIN	KU	OPP	MARGIN	KU	OPP	MARGIN	LEAD	DEFICIT	TIED	CHANGES	MIN. (40 max)
HOWARD (11.4)	46	19	+27	41	38	+3	87	57	+30	38	1	0	2	38:54
NORTH CAROLINA (11.8)	53	38	+15	51	39	(12)	92	89	+3	20	5	5	6	30:33
vs. Michigan State (11.12)	30	24	+6	47	45	+2	77	69	+8	10	2	11	2	27:14
OAKLAND (11.16)	46	24	+22	32	33	(1)	78	57	+21	30	2	1	1	36:19
UNCW (11.19)	43	38	+5	41	28	+13	84	66	+18	20	0	2	0	38:59
vs. Duke (11.26)	41	39	+2	34	33	+1	75	72	+3	13	2	5	6	35:47
FURMAN (11.30)	39	28	+11	47	23	+24	86	51	+35	36	2	3	4	36:46
at Creighton (12.4)	31	41	(10)	32	35	(3)	63	76	(13)	0	17	0	0	00:00
at Missouri (12.8)	25	39	(14)	42	37	+5	67	76	(9)	2	24	1	1	00:17
NC STATE (12.14)	38	30	+8	37	30	+7	75	60	+15	17	0	0	0	38:48
BROWN (12.22)	42	31	+11	45	22	+23	87	53	+34	37	0	3	0	37:56
WEST VIRGINIA (12.31)*	20	33	(13)	41	29	+12	61	62	(1)	0	18	1	0	00:00
at UCF (1.5)*	44	25	+19	55	23	+32	99	48	+51	51	0	0	0	39:26
ARIZONA STATE (1.8)*	36	42	(6)	38	13	+25	74	55	+19	21	6	5	12	23:38
at Cincinnati (1.11)*	24	25	(1)	30	15	+15	54	40	+14	15	7	3	7	17:46
at Iowa State (1.15)*	30	40	(10)	27	34	(7)	57	74	(17)	2	18	2	4	03:16
KANSAS STATE (1.18)*	39	29	+10	45	45	0	84	74	+10	16	0	0	0	39:14
at TCU (1.22)*	33	35	(2)	41	26	+15	74	61	+13	13	14	2	6	19:42
HOUSTON (1.25)*	38	31	+7	28	35	(7)	86	92	(6)	10	8	9	11	31:11
UCF (1.28)*														
at Baylor (2.1)*														
IOWA STATE (2.3)*														
at Kansas State (2.8)*														
COLORADO (2.11)*														
at Utah (2.15)*														
at BYU (2.18)*														
OKLAHOMA STATE (2.22)*														
at Colorado (2.24)*														
TEXAS TECH (3.1)*														
at Houston (3.5)*														
ARIZONA (3.8)*														
TOTALS	698	611	+87	742	595	+147	1,460	1,232	+228					
GM - OVERALL	36.7	32.2	+4.6	39.1	31.3	+7.7	76.8	64.8	+12.0					
CONFERENCE TOTALS	264	260	+4	305	220	+85	589	506	+83					
AVG/GM - CONFERENCE	33.0	32.5	+0.5	38.1	27.5	+10.6	73.6	63.3	+10.4					

* = Big 12 Conference game

2024-25 SPECIALTY SCORING STATS

Opponent	PAINT			OFF TURNOVERS			2ND CHANCE			FAST BREAK			BENCH		
	KU	OPP	MARGIN	KU	OPP	MARGIN	KU	OPP	MARGIN	KU	OPP	MARGIN	KU	OPP	MARGIN
HOWARD (11.4)	40	20	+20	22	7	+15	5	4	+1	23	0	+23	45	22	+23
NORTH CAROLINA (11.8)	50	32	+18	16	2	+14	14	8	+6	13	17	(4)	42	24	+18
vs. Michigan State (11.12)	42	36	+6	7	8	(1)	8	10	(2)	13	18	(5)	15	39	(24)
OAKLAND (11.16)	40	32	+8	14	11	+3	7	11	(4)	12	2	+10	36	17	+19
UNCW (11.19)	52	22	+30	13	10	+3	8	14	(6)	23	6	+17	32	25	+7
vs. Duke (11.26)	30	24	+6	21	15	+6	5	4	+1	10	13	(3)	19	23	(4)
FURMAN (11.30)	62	14	+48	16	5	+11	9	2	+7	18	2	+16	35	22	+13
at Creighton (12.4)	28	26	+2	12	7	+5	17	6	+11	12	8	+4	14	8	+6
at Missouri (12.8)	30	32	(2)	10	23	(13)	13	6	+7	6	10	(4)	6	4	+2
NC STATE (12.14)	38	26	+12	2	8	(6)	9	14	(5)	11	3	+8	5	18	(13)
BROWN (12.22)	40	20	+20	9	9	0	15	10	+5	12	11	+1	28	20	+8
WEST VIRGINIA (12.31)*	28	28	0	7	4	+3	7	2	+5	4	2	+2	11	8	+3
at UCF (1.5)*	62	10	+52	18	3	+15	37	16	+21	9	9	0	42	20	+22
ARIZONA STATE (1.8)*	30	26	+4	22	9	+13	13	9	+4	18	9	+9	13	2	+11
at Cincinnati (1.11)*	32	24	+8	16	6	+10	4	10	(6)	9	4	+5	10	16	(6)
at Iowa State (1.15)*	26	26	0	14	23	(9)	5	16	(11)	4	10	(6)	18	18	0
KANSAS STATE (1.18)*	46	34	+12	5	13	(8)	17	8	+9	6	6	0	8	19	(11)
at TCU (1.22)*	38	28	+10	13	18	(5)	14	15	(1)	14	5	+9	21	15	+6
HOUSTON (1.25)*	38	36	+2	8	17	(9)	13	4	+9	8	8	0	19	25	(6)
UCF (1.28)*															
at Baylor (2.1)*															
IOWA STATE (2.3)*															
at Kansas State (2.8)*															
COLORADO (2.11)*															
at Utah (2.15)*															
at BYU (2.18)*															
OKLAHOMA STATE (2.22)*															
at Colorado (2.24)*															
TEXAS TECH (3.1)*															
at Houston (3.5)*															
ARIZONA (3.8)*															
TOTALS	752	496	+256	245	198	+47	220	169	+51	225	143	+82	419	345	+74
AVG/GM - OVERALL	39.6	26.1	+13.5	12.9	10.4	+2.5	11.6	8.9	+2.7	11.8	7.5	+4.2	22.1	18.2	+3.9
CONFERENCE TOTALS	300	212	+88	103	93	+10	110	80	+30	72	53	+19	142	123	+19
AVG/GM - CONFERENCE	37.5	26.5	+11.0	12.9	11.6	+1.3	13.8	10.0	+3.8	9.0	6.6	+2.4	17.8	15.4	+2.4

* = Big 12 Conference game

KANSAS' RECORD WHEN...

	2024-25
Leading At Half.....	11-1
Trailing At Half.....	3-4
Tied At Half.....	-
Leading With 5:00 Remaining in Regulation.....	13-1
Trailing With 5:00 Remaining in Regulation.....	1-4
Tied With 5:00 Remaining in Regulation.....	-
In Overtime.....	-
Kansas Outrebounds Opponent.....	13-3
Kansas Is Outrebounded.....	1-2
Kansas Is Tied in Rebounds.....	-
Kansas Commits More Turnovers.....	3-4
Opponent Commits More Turnovers.....	10-1
Kansas Is Tied in Turnovers.....	1-0
Kansas Has More Free Throw Attempts.....	7-2
Opponent Has More Free Throw Attempts.....	7-3
Kansas is Tied in Free Throw Attempts.....	-
Kansas Shoots 50% or Better.....	9-0
Kansas Shoots Less Than 50%.....	5-5
Opponent Shoots 50% or Better.....	1-0
Opponent Shoots Less Than 50%.....	13-5
Kansas Shoots Better Than Opponent.....	13-0
Opponent Shoots Better Than Kansas.....	1-4
Kansas and Opponent Tied in FG%.....	0-1
Kansas Bench Outscores Opponent Bench.....	9-3
Opponent Bench Outscores Kansas Bench.....	5-1
Kansas is Tied in Bench Points.....	0-1
Kansas Scores Between 0-59.....	1-1
Kansas Scores Between 60-69.....	0-3
Kansas Scores Between 70-79.....	6-0
Kansas Scores Between 80-89.....	5-1
Kansas Scores Between 90-99.....	2-0
Kansas Scores 100 or More.....	-
Opponent Scores Between 0-59.....	7-0
Opponent Scores Between 60-69.....	4-1
Opponent Scores Between 70-79.....	2-3
Opponent Scores Between 80-89.....	1-0
Opponent Scores 90 or More.....	0-1
On Mondays.....	1-0
On Tuesdays.....	3-1
On Wednesdays.....	2-2
On Thursdays.....	-
On Fridays.....	1-0
On Saturdays.....	5-1
On Sundays.....	2-1
In November.....	7-0
In December.....	2-3
In January.....	5-2
In February.....	-
In March.....	-
In April.....	-
On CBS.....	1-0
On ABC.....	-
On FS1.....	0-1
On TBS.....	-
On ESPN.....	5-2
On ESPN2.....	2-2
On ESPNU.....	-
On ESPN+.....	6-0

MISCELLANEOUS STREAKS

Kansas' All-Time Record.....	2,407-901
Consecutive games with a 3-point field goal.....	341
Consecutive games holding opponent under 100 points.....	157
Number of 100-point games in Kansas history.....	119
Number of 100-point games in Bill Self era.....	28
KU's All-Time Overtime Record.....	74-60
KU's last OT game.....	1/25/2025 (vs. Houston 92, Kansas 86 - 2OT)
Consecutive Allen Fieldhouse Sellouts (includes pandemic).....	377

ATTENDANCE	G	TOTAL	AVERAGE
*Home (Allen Fieldhouse).....	11	168,300	15,300
Away.....	6	74,963	12,493
Neutral.....	2	30,864	15,432

2024-25 MISCELLANEOUS STATS

STARTING LINEUPS (6)

(W-L)	1	2	3	4	5
5-0	Harris Jr.	Mayo	Griffin	Adams	Dickinson
3-1	Harris Jr.	Moore	Mayo	Adams	Dickinson
2-0	Harris Jr.	Coit	Griffin	Adams	Dickinson
2-2	Harris Jr.	Storr	Mayo	Adams	Dickinson
2-1	Harris Jr.	Moore	Mayo	Bidunga	Dickinson
0-1	Harris Jr.	Coit	Mayo	Adams	Dickinson

WIN/LOSS MARGIN

	1	2	3	4	5	6	7	8	9	10	11-15	16-29	30+
Wins	-	-	2	-	-	-	-	1	-	1	3	3	4
Losses	1	-	-	-	-	1	-	-	1	-	1	1	-

VIOLATIONS/TECHNICAL FOULS

	3-Seconds	5-Seconds	10-Seconds	Shot Clock Exp.	Lane Viol.	Technicals	Goaltending
Kansas	-	1	-	5	-	-	-
Opponent	-	2	-	17	1	-	4

LEADS AND DEFICITS

KU's Biggest Halftime Lead	27 (46-19) vs. Howard (11.4.24)
KU's Biggest Halftime Lead Blown	7 (38-31) vs. Houston (1.25.25)
KU's Biggest Halftime Deficit	14 (25-39) at Missouri (12.8.24)
KU's Biggest Halftime Deficit Erased	6 (36-42) vs. Arizona State (1.8.25)
KU's Biggest Overall Lead	51 (99-48) at UCF (1.5.25)
KU's Biggest Win Total	51 (99-48) at UCF (1.5.25)
KU's Biggest Loss Total	17 (57-74) at Iowa State (1.15.25)
KU's Biggest Lead Blown	7 vs. Houston (1.25.25)
KU's Biggest Overall Deficit	24 at Missouri (12.8.24)
KU's Biggest Deficit Overcome	14 at TCU (1.22.25)

JUMP BALLS CONTROLLED (INCLUDES OT)

Kansas	12
Opponents	9

HOW KU SCORED FIRST POINTS

3-Pointer	4
Jump Shot	4
Free Throw	2
Lay-In/Lay-Up	6
Dunk	2
Alley-Oop	-
Hook Shot	1

WHO SCORED KU'S FIRST POINTS

Hunter Dickinson	8
Zeke Mayo	7
Flory Bidunga	1
David Coit	1
KJ Adams	1
AJ Storr	1

DOUBLE-FIGURE SCORING

Hunter Dickinson	17
Zeke Mayo	13
Dajuan Harris Jr.	10
KJ Adams	5
AJ Storr	6
Rylan Griffin	5
David Coit	2
Flory Bidunga	4
Shakeel Moore	1

DOUBLE-FIGURE REBOUNDING

Hunter Dickinson	9
Flory Bidunga	2
Zeke Mayo	1
Hunter Dickinson	9
Flory Bidunga	1

20-PLUS REBOUND GAMES

DOUBLE-DOUBLES

TRIPLE-DOUBLES

-

20-PLUS POINT GAMES

Zeke Mayo	6
Hunter Dickinson	5
KJ Adams	1

30-PLUS POINT GAMES

-

FIRST PLAYER OFF THE BENCH (sometimes multiple players)

Flory Bidunga	11
Rylan Griffin	7
AJ Storr	7
David Coit	3
Zeke Mayo	2
Shakeel Moore	1
Rakease Passmore	1

INDIVIDUAL MISCELLANEOUS STATISTICS (*HUSTLE PLAYS)

NO. - PLAYER	*FLOOR BURNS	DUNKS	CHARGES DRAWN	FT-FTA (LAST 5:00/OT)
0-Moore.....	15	3	1	3-4
1-Dickinson.....	32	8	1	5-7
2-Storr.....	21	9	1	4-8
3-Harris Jr.....	42	1	4	6-9
4-Passmore.....	10	-	-	-
5-Mayo.....	25	-	1	13-14
6-Griffin.....	27	2	2	5-7
7-Shelby.....	-	-	-	-
8-Coit.....	17	-	-	0-2
11-McDowell.....	-	-	-	-
12-Evers.....	-	-	-	-
13-Jackson.....	-	-	-	-
14-Cassidy.....	-	-	-	-
15-Thengvall.....	-	-	-	-
22-WilHITE.....	1	-	-	-
24-Adams.....	43	8	-	7-9
25-Cross.....	1	-	-	-
40-Bidunga.....	34	33	2	6-9
41-Clemence.....	7	1	-	-
TOTALS	273	64	12	49-69 (71.0%)
OPPONENTS	165	35	3	51-72 (70.8%)

BOX SCORES

1

AT #1/1 KANSAS 87, HOWARD 57

Nov. 4, 2024 | Lawrence, Kan. | Allen Fieldhouse (15,300)

Howard - 57

Record: 0-1

NO.	Name	Min	FG		3P		FT		Rebounds			Fouls		TP	AS	TO	ST	Blocks		+/-
			M	A	M	A	M	A	OR	DR	TOT	PF	FD					BS	BA	
2	Dom Campbell	F 15:28	0	2	0	0	1	2	1	2	2	1	0	0	0	0	0	0	0	-19
1	Anwar Gill	G 15:55	3	6	1	2	0	0	1	1	0	0	7	0	3	1	0	1	0	-24
5	Marcus Dockery	G 24:25	3	9	1	5	0	0	0	0	1	1	7	0	1	2	0	0	0	-27
7	Blake Harper	G 27:34	6	10	3	3	1	2	3	4	0	3	16	3	2	0	0	1	1	-19
34	Bryce Harris	G 21:19	2	7	0	3	0	2	3	6	1	3	4	2	3	1	0	0	0	-25
3	Jaren Johnson	24:05	2	8	1	2	0	2	4	6	0	1	5	1	1	1	0	3	-7	
4	Miles Stewart	14:05	2	2	0	0	0	1	3	4	2	0	4	0	1	1	1	0	-3	
8	Joshua Strong	21:13	2	6	2	4	0	0	2	2	3	0	6	3	1	1	0	1	-6	
11	Ose Okojie	12:54	2	3	0	0	2	4	0	0	1	3	6	0	0	0	2	0	-1	
15	Cameron Shockley-Okeke	20:33	0	5	0	3	1	2	0	1	1	2	1	2	2	0	0	0	-18	
14	Ayodele Taiwo	02:30	0	0	0	0	0	0	0	0	1	0	0	1	1	0	0	0	-1	
Team									0 0 0						0 2					
Totals			22-58		8-22		5-12		8 18 26		12 14 57		12 17 9		1 7 9		1 7 30			

Technical Fouls: NONE

Shooting By Period		
1 st FG%	7-29	24.1%
3PT%	3-9	33.3%
FT%	2-8	25%
2 nd FG%	15-29	51.7%
3PT%	5-13	38.5%
FT%	3-4	75%
GM FG%	22-58	37.9%
3PT%	8-22	36.4%
FT%	5-12	41.7%

Dead Ball Rebounds: 6, 0

2

AT #1/1 KANSAS 92, #9/10 NORTH CAROLINA 89

Nov. 8, 2024 | Lawrence, Kan. | Allen Fieldhouse (15,300)

North Carolina - 89

Record: 1-1

NO.	Name	Min	FG M-A	3P M-A	FT M-A	Rebounds OR DR TOT	Fouls PF FD	TP	AS	TO	ST	Blocks BS BA	+/-
13	Jalen Washington	F 17:39	3-5	0-1	1-2	3 6 9	4 1 7	1	1	1	0	1	6
24	Jae'Lyn Withers	F 23:37	4-6	3-5	0-0	0 9 9	3 1 11	0	1	1	1	0	9
3	Elliott Cadeau	G 32:35	3-11	0-3	6-6	0 2 2	3 4 12	7	2	1	0	1	5
4	RJ Davis	G 36:52	3-15	1-7	9-11	0 1 1	0 7 16	4	1	0	1	0	-2
7	Seth Trimble	G 32:49	4-10	1-3	10-10	1 3 4	1 6 19	0	1	0	0	2	5
9	Drake Powell	20:06	1-4	0-2	0-0	0 4 4	0 0 2	0	0	0	0	1	-16
11	Ian Jackson	15:26	4-5	2-2	0-0	1 1 2	1 0 10	1	1	0	1	0	-8
22	Ven-Alien Lubin	14:23	4-4	0-0	2-2	1 2 3	5 2 10	1	0	1	1	0	-8
5	Cade Tyson	01:03	0-1	0-0	0-0	0 0 0	0 0 0	0	0	0	0	0	-1
2	Tyzaun Claude	03:35	0-1	0-0	0-0	1 2 3	3 0 0	0	0	1	0	0	-1
2	James Brown	01:55	1-1	0-0	0-0	2 0 2	1 0 2	0	0	0	0	0	3
Team						1 0 1	0	0	2				
Totals			27-63	7-23	28-31	10 30 40	21 21 89	13	11	2	5	4	-3

Technical Fouls: NONE

Shooting By Period		
1 st FG%	11-31	35.5%
3PT%	3-11	27.3%
FT%	13-14	92.9%
2 nd FG%	16-32	50.0%
3PT%	4-12	33.3%
FT%	15-17	88.2%
GM FG%	27-63	42.9%
3PT%	7-23	30.4%
FT%	28-31	90.3%

Dead Ball Rebounds: 2, 1

Kansas - 87

Record: 1-0

NO.	Name	Min	FG M-A	3P M-A	FT M-A	Rebounds OR DR TOT	Fouls PF FD	TP	AS	TO	ST	Blocks BS BA	+/-
24	KJ Adams, Jr.	F 23:08	3-3	0-0	1-2	1 3 4	2 3 7	3	0	1	1	0	23
1	Hunter Dickinson	C 21:06	5-8	1-1	5-6	1 5 6	1 3 16	1	2	3	2	0	24
3	Dajuan Harris Jr.	G 22:04	3-4	0-1	0-0	0 3 3	1 0 6	5	3	0	1	0	27
6	Rylan Griffen	G 27:34	1-5	1-4	2-2	1 0 1	0 1 5	3	1	0	0	0	22
8	David Coit	G 21:55	3-4	2-3	0-0	0 2 2	2 1 8	4	1	2	0	0	20
2	AJ Storr	15:30	2-5	1-1	0-0	0 2 2	3 0 5	2	2	0	0	1	13
5	Zeke Mayo	23:03	7-12	5-8	0-0	4 4 4	0 0 19	0	2	1	0	0	18
40	Flory Bidunga	16:44	6-6	0-0	1-2	1 7 8	1 2 13	0	0	2	2	0	13
4	Rakease Passmore	15:38	0-1	0-0	0-0	2 2 1	1 0 0	0	0	2	1	0	13
41	Zach Clemence	13:40	1-2	0-1	3-4	1 0 1	3 2 5	1	1	1	1	0	5
12	Wilder Evers	02:10	1-1	1-1	0-0	0 0 0	0 0 0	3	0	0	0	0	-7
14	Patrick Cassidy	02:10	0-2	0-2	0-0	0 0 0	0 0 0	0	0	0	0	0	-7
15	Will Thengvall	02:10	0-0	0-0	0-0	0 0 0	0 0 0	0	0	0	0	0	-7
25	Justin Cross	02:10	0-0	0-0	0-0	0 0 0	0 0 0	0	1	0	1	0	-7
Team						0 1 1	0	0	0				
Totals			32-53	11-22	12-16	5 29 34	14 12 87	20	14	11	7	1	30

Technical Fouls: NONE

Shooting By Period		
1 st FG%	20-32	62.5%
3PT%	6-13	46.2%
FT%	0-0	0%
2 nd FG%	12-21	57.1%
3PT%	5-9	55.6%
FT%	12-16	75%
GM FG%	32-53	60.4%
3PT%	11-22	50.0%
FT%	12-16	75.0%

Dead Ball Rebounds: 2, 0

Kansas - 92

Record: 2-0

NO.	Name	Min	FG M-A	3P M-A	FT M-A	Rebounds OR DR TOT	Fouls PF FD	TP	AS	TO	ST	Blocks BS BA	+/-
24	KJ Adams, Jr.	F 37:00	7-13	0-0	0-0	2 0 2	2 1 14	2	0	0	0	0	1
1	Hunter Dickinson	C 29:04	7-15	0-2	6-9	1 9 10	4 8 20	3	0	0	1	0	-3
3	Dajuan Harris Jr.	G 29:11	5-8	0-0	0-0	2 0 2	4 0 10	3	2	2	0	2	7
6	Rylan Griffen	G 16:33	2-5	2-4	0-0	0 1 1	2 2 6	0	0	0	2	0	0
8	David Coit	G 19:34	0-4	0-3	0-0	0 4 4	3 3 0	3	1	0	0	0	-9
5	Zeke Mayo	28:59	7-14	3-9	4-4	0 5 5	2 4 21	4	1	0	0	0	6
2	AJ Storr	27:49	6-13	1-3	0-0	0 2 2	2 1 13	3	0	1	0	1	5
40	Flory Bidunga	10:56	3-4	0-0	2-4	4 8 8	1 2 8	0	0	0	0	1	6
4	Rakease Passmore	00:54	0-0	0-0	0-0	0 0 0	1 0 0	0	0	0	0	0	-2
Team						3 2 5	0						
Totals			37-76	6-21	12-17	12 27 39	21 21 92	18	4	3	4	5	3

Technical Fouls: NONE

	UNC	KAN	Points from	UNC	KAN	Period by Period Scoring		
Biggest lead	5 (1 st 17:31)	20 (1 st 1:43)	Turnovers	2	16	1st	2nd	TOT
Best Scoring Run	9 (2 nd 8:51)	10 (1 st 1:43)	Paint	32	50	UNC	38	51
Lead Changes	6		Second Chance	8	14		89	
Times Tied	5		Fast Breaks	17	13	KAN	53	39
Time with Lead	07:25	30:33	Bench	24	42		92	

3

#1/1 KANSAS 77 VS. MICHIGAN STATE 69

Nov. 12, 2024 | Atlanta, Ga. | State Farm Arena (16,107)

Michigan St. - 69

Record: 2-1

NO.	Name	Min	FG M-A	3P M-A	FT M-A	Rebounds OR DR TOT	Fouls PF FD	TP	AS	TO	ST	Blocks BS BA	+/-
8	Frankie Fidler	F 23:41	3-12	1-6	8-8	2 6 8	0 4 15	0	0	1	0	0	-5
34	Xavier Booker	F 13:13	0-5	0-4	0-0	1 0 1	0 1 0	0	0	1	0	0	-7
1	Szymon Zapala	C 18:40	2-3	0-0	0-0	1 2 3	2 0 4	0	0	0	0	1	-7
1	Jeremy Fears Jr.	G 27:24	3-8	0-0	3-5	0 3 3	4 4 9	6	2	2	0	1	-12
3	Jaden Akins	G 26:02	1-8	0-4	0-0	1 1 1	2 0 2	0	0	2	1	0	-11
0	Jaxon Kohler	23:07	5-14	1-5	1-1	4 6 10	2 2 12	1	1	0	1	1	-5
5	Tre Holloman	11:18	2-7	0-3	1-1	1 1 2	3 1 5	2	2	0	0	1	3
15	Carson Cooper	15:56	2-2	0-0	2-3	0 5 5	1 3 6	0	1	1	0	0	4
55	Coen Carr	20:23	3-5	0-1	2-2	1 2 3	2 2 8	0	0	2	0	1	-2
11	Jase Richardson	20:17	3-5	1-1	1-1	0 3 3	2 2 8	2	0	0	0	0	2
Team						1 3 4	0	0	1				
Totals			24-69	3-24	18-21	11 32 43	18 19 69	11	11	5	4	5	-8

Technical Fouls: NONE

Shooting By Period		
1 st FG%	8-31	25.8%
3PT%	1-11	9.1%
FT%	7-8	87.5%
2 nd FG%	16-38	42.1%
3PT%	2-13	15.4%
FT%	11-13	84.6%
GM FG%	24-69	34.6%
3PT%	3-24	12.5%
FT%	18-21	85.7%

Dead Ball Rebounds: 1, 1

4

AT #1/1 KANSAS 78, OAKLAND 57

Nov. 16, 2024 | Lawrence, Kan. | Allen Fieldhouse (15,300)

Oakland - 57

Record: 1-3

NO.	Name		Min	FG	3P	FT	Rebounds			Fouls		TP	AS	TO	ST	Blocks		+/-
				M-A	M-A	M-A	OR	DR	TOT	PF	FD					BS	BA	
10	DO Cole	F	23:25	2-8	2-5	0-0	0	3	3	5	0	6	0	1	1	0	0	-20
11	Jayson Woodrich	F	28:38	1-6	1-6	0-0	1	1	1	0	0	3	1	1	1	0	0	-15
12	Tuburu Naivallurua	F	30:16	6-9	0-0	0-0	1	8	9	1	0	12	1	0	1	0	1	-26
23	Allen David Mukeba	F	32:17	9-15	0-0	1-4	5	2	7	2	4	19	0	4	2	0	3	-14
25	Cooper Craggs	F	15:40	0-1	0-1	0-0	1	2	3	2	0	2	0	2	0	0	0	-18
1	Jaylen Jones		31:50	2-8	0-3	2-2	0	3	3	0	3	6	1	0	1	0	1	-12
6	Malcolm Christie		26:10	3-7	3-7	0-3	0	0	0	0	2	9	0	2	1	0	0	-14
22	Deng Majak		23:43	1-1	0-0	0-2	2	1	3	0	1	2	2	1	0	0	0	7
0	Nassim Mashhour		02:19	0-0	0-0	0-0	0	0	0	0	0	0	0	1	0	0	0	-3
2	Jeremiah Bemby		03:54	0-0	0-0	0-0	0	0	0	0	0	0	0	0	0	0	0	7
24	Zavier Banks		01:48	0-0	0-0	0-1	0	0	0	0	1	0	0	0	0	0	0	3
Team							1	0	1			0		1				

2024-25 KANSAS MEN’S BASKETBALL

BOX SCORES

5

AT #1/1 KANSAS 84, UNCW 66

Nov. 19, 2024 | Lawrence, Kan. | Allen Fieldhouse (15,300)

UNCW - 66		Record: 3-1															
NO.	Name	Min	FG M-A	3P M-A	FT M-A	Rebounds OR DR TOT	Fouls PF FD	TP	AS	TO	ST	Blocks BS BA	+/-	Shooting By Period			
21	Khamari McGriff	F 27:09	6-8	0-0	6-6	2 5 7	4 3	18	0	2	1	1 0	-5	1 st FG%	13-32	40.6%	
1	Donovan Newby	G 32:20	2-9	1-6	2-2	0 22 22	3 2	7	1	3	2	0 0	-21	3PT%	3-14	21.4%	
3	Sean Moore	G 17:16	1-4	1-1	0-0	0 3 3	0 0	3	0	0	1	1 0	-8	FT%	9-14	64.3%	
5	Noah Ross	G 29:12	4-9	0-0	2-3	4 5 9	2 2	10	1	1	0	2 -19	2 nd FG%	8-24	33.3%		
32	Josh Corbin	G 22:31	1-5	1-5	0-0	1 4 5	0 0	3	1	1	0	0 -5	3PT%	3-5	60.0%		
2	Elijah Jamison	14:05	2-8	1-2	3-4	0 0 0	0 2	8	0	4	0	1 -7	FT%	9-10	90%		
4	Nolan Hodge	20:11	3-5	1-3	2-2	1 2 3	3 1	9	1	0	2	0 -9	GM FG%	21-56	37.5%		
7	Greedy Williams	12:16	2-4	1-1	2-2	0 0 0	2 2	7	0	0	0	0 1 0	3PT%	6-19	31.6%		
55	Harlan Obioha	12:51	0-3	0-1	1-5	1 1 2	3 3	1	0	1	0	0 -13	FT%	18-24	75.0%		
0	Bo Montgomery	12:09	0-1	0-0	0-0	0 0 0	1 1	0	0	0	0	0 -3	Dead Ball Rebounds: 2 0 0				
Team						1 0 1		0		0							
Totals			21-56	6-19	18-24	10 22 32	18 16	66	4	12	6	3 3	-18	Technical Fouls:NONE			

Kansas - 84		Record: 5-0																	
NO.	KJ	Min	FG M-A	3P M-A	FT M-A	Rebounds OR DR TOT	Fouls PF FD	TP	AS	TO	ST	Blocks BS BA	+/-	Shooting By Period					
24	KJ Adams, Jr.	F 29:22	1-3	0-0	1-2	1 4 5	3 1	3	5	2	0	0 1	6	1st FG%	17.34	50.0%			
1	Hunter Dickinson	C 29:59	7-11	0-1	1-3	1 14 15	2 6	15	2	3	1	1 1	20	3PT%	5-17	29.4%			
3	Dajuan Harris Jr.	G 29:47	6-10	2-6	3-5	1 2 3	2 4	17	6	1	2	0 0	20	FT%	4-8	50%			
5	Zeke Mayo	G 25:16	5-10	0-4	0-0	0 2 2	2 1	10	2	1	1	1 0	17	2nd FG%	17.28	60.7%			
6	Rylan Griffen	G 20:31	3-6	1-4	0-0	0 2 2	1 1	7	2	1	1	0 0	13	3PT%	1-8	12.5%			
40	Flory Bidunga	07:45	3-3	0-0	0-0	1 1 2	1 0	6	0	0	0	0 0	3	FT%	6-8	75%			
8	David Coit	20:28	4-7	2-4	3-4	0 1 1	0 2	13	2	0	0	1 0	3	GM FG%	34.62	54.8%			
2	AJ Storr	22:55	2-7	1-5	2-2	0 1 1	2 2	7	1	1	0	0 1	7	3PT%	6-25	24.0%			
0	Shakeel Moore	05:35	1-2	0-1	0-0	0 0 0	1 1	2	0	1	0	0 0	-5	FT%	10-16	62.5%			
4	Rakease Passmore	05:42	1-2	0-0	0-0	1 2 3	1 0	2	0	0	0	0 0	5	Dead Ball Rebounds: 3.0					
41	Zach Clemence	02:39	1-1	0-0	0-0	0 0 0	1 0	2	0	0	0	0 0	1						
Team						4 0 4		0		0									
Totals			34-62	6-25	10-16	9 29 38	16 18	84	20	10	5	3 3	18						
Technical Fouls:NONE																			

		SEA	KAN		
Biggest lead		0 (1 st 20:00)	20 (2 nd 8:00)		
Best Scoring Run		5 (2 nd 12:18)	8 (2 nd 18:03)		
Lead Changes		0			
Times Tied		2			
Time with Lead		00:00	38:59		
		Points from Turnovers	SEA 10 13		
		Paint	22 52		
		Second Chance	14 8		
		Fast Breaks	6 23		
		Bench	25 32		
		SEA	38 28 66		
		KAN	43 41 84		

6

#1/1 KANSAS 75 VS. #11/10 DUKE 72

Nov. 26, 2024 | Las Vegas, Nev. | T-Mobile Arena (14,757)

Kansas - 75		Record: 6-0																	
NO.	Name	Min	FG M-A	3P M-A	FT M-A	Rebounds OR DR TOT	Fouls PF FD	TP	AS	TO	ST	Blocks BS BA	+/-	Shooting By Period					
24	KJ Adams, Jr.	F 32:51	4-6	0-0	0-0	0 2 2	3 0	8	3	0	3	3 0	14	1st	FG%	16-32	50.0%		
1	Hunter Dickinson	C 23:42	4-11	1-2	2-2	2 4 6	3 4	11	3	3	2	0 0	-2		3PT%	5-9	55.6%		
2	AJ Storr	G 27:35	4-7	2-2	1-1	0 0 0	2 1	11	2	2	1	0 2	2		FT%	4-4	100.0%		
3	Dajuan Harris Jr.	G 35:53	6-10	1-2	1-1	1 2 3	1 4	14	9	2	3	0 0	4	2nd	FG%	12-25	48.0%		
5	Zeke Mayo	G 34:19	4-11	2-4	2-2	1 1 2	0 4	12	4	4	1	0 1	18		3PT%	3-8	37.5%		
6	Rylan Griffen	17:24	2-6	1-4	3-3	1 2 3	1 2	8	0	0	1	0 0	-9		FT%	7-8	87.5%		
40	Flory Bidunga	16:18	2-2	0-0	2-3	2 6 8	2 3	6	0	4	1	1 0	5	GM	FG%	28-57	49.1%		
4	Rakease Passmore	02:10	1-2	0-1	0-0	0 0 0	0 0	2	0	0	0	0 0	-1		3PT%	8-17	47.1%		
8	David Coit	09:48	1-2	1-2	0-0	0 0 0	0 0	2	0	3	1	0 0	0		FT%	11-12	91.7%		
Team						3 4 7		0		1				Dead Ball Rebounds: 0					
Totals			28-57	8-17	11-12	10 21 31	14 18	75	22	16	12	4 3	3						
Technical Fouls:Dickinson 2nd10:26																			

Duke - 72

Record: 4-2

Duke - 72														Record: 4-2	
NO.	Name	Min	FG M-A	3P M-A	FT M-A	Rebounds OR DR TOT	Fouls PF FD	TP	AS	TO	ST	Blocks BS BA	+/-	Shooting By Period	
2	Cooper Flagg	F 38:27	5-9	1-1	2-4	0 5 5	2 4	13	3	4	1	0 2	-2	1st	FG% 13-26 50.0%
9	Khaman Maluach	C 23:28	1-2	0-0	2-2	0 1 1	2 1	4	0	2	2	1 0	-5	3PT% 6-14 42.9%	
1	Caleb Foster	G 14:53	2-4	1-2	1-2	0 2 2	0 1	6	0	1	1	2 1	-13	FT% 7-9 77.8%	
5	Tyrese Proctor	G 35:00	5-7	5-7	0-0	1 5 6	3 0	15	2	4	2	0 0	-3	2nd FG% 11-22 50.0%	
7	Kon Knueppel	G 36:57	4-14	0-8	3-3	0 3 3	2 2	11	8	3	1	0 0	-6	3PT% 5-12 41.7%	
6	Malik Brown	16:32	2-2	1-1	3-5	0 1 1	4 2	8	2	1	4	0 0	2	FT% 6-9 66.7%	
14	Sion James	19:48	3-3	2-2	2-2	1 1 2	3 3	10	2	1	0	0 0	0	GM FG% 24-48 50.0%	
18	Mason Gillis	14:55	2-7	1-5	0-0	1 1 2	2 0	5	0	0	0	0 1	12	3PT% 11-26 42.3%	
Team						2 1 3		0	0					FT% 13-18 72.2%	
Totals			24-48	11-26	13-18	5 20 25	18 13	72	17	16	11	3 4	-3	Dead Ball Rebounds: 3	
Technical Fouls: NONE															

		KAN	DUK		
Biggest lead		13 (1 st 15:49)	2 (2 nd 5:53)		
Best Scoring Run		14 (1 st 15:49)	12 (1 st 3:37)		
Lead Changes		6			
Times Tied		5			
Time with Lead		35:47	01:38		
		Points from Turnovers	KAN 21 15		
		Paint	30 24		
		Second Chance	5 4		
		Fast Breaks	10 13		
		Bench	19 23		
		KAN	41 34 75		
		DUK	39 33 72		

7

AT #1/1 KANSAS 86, RV/- FURMAN 51

Nov. 30, 2024 | Lawrence, Kan. | Allen Fieldhouse (15,300)

Furman - 51		Record: 7-1												
NO.	Name	Min	FG M-A	3P M-A	FT M-A	Rebounds OR DR TOT	Fouls PF FD	TP	AS	TO	ST	Blocks BS BA	+/-	
4	Ben VanderWal	F 16:32	0-2	0-1	0-0	1 0 1	0 1	0	0	1	0	1 1	-13	
13	Garrett Hien	F 31:11	4-12	2-6	2-5	1 6 7	2 4	12	3	4	0	0 1	-20	
21	Cooper Bowser	F 26:12	3-4	0-0	2-4	1 2 3	1 3	8	0	2	0	0 0	-25	
0	PJay Smith	G 32:40	2-10	2-7	0-0	0 2 2	1 2	6	5	0	0	0 1	-24	
7	Nick Anderson	G 19:54	1-6	1-6	0-0	1 0 1	1 0	3	0	1	0	0 0	-31	
1	Charles Johnston	13:48	0-3	0-3	2-2	1 4 5	1 1	2	2	0	0	0 0	-10	
2	Eddrin Bronson	28:43	4-10	4-9	2-2	0 1 1	0 1	14	1	1	1	0 0	-16	
3	Tom House	11:31	1-5	0-3	0-0	0 0 1	1 0	2	0	0	0	0 0	-9	
6	Tyrese Hughey	02:22	0-0	0-0	0-0	1 0 1	1 0	0	0	0	0	1 0	-4	
12	Davis Molnar	06:27	2-3	0-1	0-0	3 0 3	2 0	4	0	1	1	0 0	-11	
5	Mason Smith	09:58	0-2	0-2	0-0	0 1 1	0 0	0	0	0	0	0 0	-10	
10	Tommy Humphries	00:43	0-0	0-0	0-0	0 0 0	0 0	0	0	0	0	0 0	-2	
Team						0 0 0		0		1				
Totals			17-57	9-38	8-13	8 18 26	10 12	51	11	11	3	1 3	-35	
Technical Fouls:NONE														

Shooting By Period		
1 st	FG%	10-31 32.3%
3 ^{PT}	6-23 26.1%	
FT	2-2 100%	
2 nd	FG%	7-26 26.9%
3 ^{PT}	3-15 20.0%	
FT	6-11 54.5%	
GM	FG%	17-57 29.8%
3 ^{PT}	9-38 23.7%	
FT	8-13 61.5%	
Dead Ball Rebounds: 3.0		

Kansas - 86

Record: 7-0

Technical Fouls:NONE

NO.	Name	Min	FG M-A	3P M-A	FT M-A	Rebounds OR DR TOT	Fouls PF FD	TP	AS	TO	ST	Blocks BS BA	+/-
24	KJ Adams	F 27:12	10-12	0-0	2-2	3 3 6	0 0	22	3	1	1	1 0	25
1	Hunter Dickinson	C 24:12	5-8	0-1	0-0	1 5 6	0 1	10	1	2	1	0 0	18
2	AJ Storr	G 22:55	1-4	0-2	2-2	0 1 1	3 1	4	1	0	0	0 0	6
3	Dajuan Harris Jr.	G 26:16	4-8	0-1	0-0	0 2 2	1 1	8	8	1	1	0 0	27
5	Zeke Mayo	G 26:49	3-9	1-5	0-0	0 4 4	0 1	7	6	1	1	0 1	17
6	Rylan Griffen	16:15	5-8	0-3	0-0	0 4 4	2 1	10	0	1	2	1 0	22
40	Flory Bidunga	14:46	4-5	0-0	0-2	3 3 6	2 3	8	1	0	0	0 0	17
8	David Coit	21:45	4-6	1-2	0-0	0 5 5	1 0	9	2	0	0	0 0	22
4	Rakease Passmore	07:50	2-3	1-2	0-0	1 1 1	0 0	5	0	0	0	0 0	16
41	Zach Clemence	03:15	0-0	0-0	0-0	1 2 3	0 0	0	2	0	1	1 0	10
12	Wilder Evers	01:45	1-1	1-1	0-0	0 0 0	1 0	3	0	0	0	0 0	-1
14	Patrick Cassidy	01:45	0-0	0-0	0-0	0 0 0	0 0	0	0	1	0	0 0	-1
15	Will Thengvall	01:45	0-0	0-0	0-0	0 1 1	0 0	0	0	1	0	0 0	-1
22	Dillon Wilhite	01:45	0-0	0-0	0-0	0 0 0	0 0	0	0	0	0	0 0	-1
25	Justin Cross	01:45	0-0	0-0	0-0	0 0 0	0 0	1	0	0	0	0 0	-1
Team						0 3 3		0		0			
Totals			39:64	4-17	4-6	8 34 42	12 10	86	25	7	7	3 1	35

Shooting By Period

1st FG% 19.33 57.6%

FT% 1.3 33.3%

2nd FG% 20.31 64.5%

FT% 4.11 36.4%

3rd FG% 39.64 60.9%

FT% 4.17 23.5%

4th FG% 4.6 66.7%

Dead Ball Rebounds: 10

Technical Fouls:NONE

BOX SCORES

9

AT MISSOURI 76, #1/1 KANSAS 67

Dec. 8, 2024 | Columbia, Mo. | Mizzou Arena (15,061)

Kansas - 67

Record: 7-2

NO.	Name	Min	FG M-A	3P M-A	FT M-A	Rebounds OR DR TOT	Fouls PF FD	TP	AS	TO	ST	Blocks BS BA	+
24	KJ Adams	F 31:52	3-7	0-0	5-5	3 1 4	4 4	11	1	3	0	0	-8
1	Hunter Dickinson	C 34:23	8-15	2-4	1-1	8 6 14	4 3	19	4	7	1	4	-4
3	Dajuan Harris Jr.	G 37:51	5-14	1-5	2-3	0 2 2	1 4	13	5	3	2	0	-9
5	Zeke Mayo	G 25:54	2-6	0-3	0-0	0 1 1	1 0	4	2	4	0	0	-23
8	David Coit	G 25:48	1-11	4-7	0-0	0 3 3	2 2	14	1	1	1	0	1
6	Rylan Griffen	13:01	1-2	1-1	0-0	0 1 1	2 0	3	0	1	0	0	-12
40	Flory Bidunga	07:16	0-1	0-0	1-2	1 2 3	0 1	1	0	0	0	1	-4
2	AJ Storr	18:26	1-7	0-3	0-0	1 2 3	4 0	2	0	2	1	0	14
4	Rakease Passmore	02:03	0-0	0-0	0-0	0 0 0	1 0	0	0	1	0	0	-3
41	Zach Clemence	03:26	0-0	0-0	0-0	0 1 1	0 0	0	0	0	0	0	-2
Team						3 5 8				0			
Totals			25-63	8-23	9-11	16 24 40	19 14	67	13	22	5	5	-9

Technical Fouls:NONE

Shooting By Period		
1 st FG%	10-24	41.7%
3PT%	2-9	22.2%
FT%	3-5	60%
2 nd FG%	15-39	38.5%
3PT%	6-14	42.9%
FT%	6-6	100%
GM FG%	25-63	39.7%
3PT%	8-23	34.8%
FT%	9-11	81.8%

Dead Ball Rebounds: 1, 0

10

AT #10/10 KANSAS 75, NC STATE 60

Dec. 14, 2024 | Lawrence, Kan. | Allen Fieldhouse (15,300)

NC State - 60

Record: 7-4

NO.	Name	Min	FG M-A	3P M-A	FT M-A	Rebounds OR DR TOT	Fouls PF FD	TP	AS	TO	ST	Blocks BS BA	+
34	Ben Middlebrooks	C 31:01	4-10	0-1	6-10	4 4 8	1 7	14	1	0	2	1	-11
3	Dontrez Styles	G 23:26	3-10	2-5	0-0	1 1 2	3 0	8	0	0	0	1	-15
8	Jayden Taylor	G 17:18	3-6	2-3	0-0	0 0 0	1 0	8	0	1	0	0	-14
10	Marcus Hill	G 31:33	3-11	0-0	4-4	2 0 2	2 0	3	10	2	3	0	-21
12	Michael O'Connell	G 35:11	1-6	0-3	0-0	2 2 2	2 0	2	1	2	2	0	-15
11	Dennis Parker, Jr.	16:19	0-3	0-1	0-2	2 2 4	0 1	0	2	0	1	1	-1
1	Brandon Huntley-Hatfield	25:33	5-8	0-0	2-2	0 3 3	2 4	12	3	1	2	0	-4
5	Ryan Parker	09:50	0-0	0-0	0-0	0 0 0	0 0	0	0	1	1	0	0
4	Breon Pass	10:19	2-3	2-2	0-0	0 2 2	0 0	6	0	0	0	0	0
Team						2 1 3				0			
Totals			21-57	6-15	12-18	11 15 26	9 15	60	9	8	8	3	-15

Technical Fouls:NONE

Shooting By Period		
1 st FG%	10-26	38.5%
3PT%	4-10	40.0%
FT%	6-11	54.5%
2 nd FG%	11-31	35.5%
3PT%	2-5	40.0%
FT%	6-7	85.7%
GM FG%	21-57	36.8%
3PT%	6-15	40.0%
FT%	12-18	66.7%

Dead Ball Rebounds: 3, 0

Missouri - 76

Record: 8-1

NO.	Name	Min	FG M-A	3P M-A	FT M-A	Rebounds OR DR TOT	Fouls PF FD	TP	AS	TO	ST	Blocks BS BA	+
25	Mark Mitchell	F 33:36	4-14	1-4	8-12	1 3 4	3 8	17	1	1	1	3	6
33	Josh Gray	C 32:13	2-2	0-0	3-4	2 8 10	3 2	7	2	1	0	0	0
0	Anthony Robinson II	G 34:11	3-7	1-2	4-4	0 4 4	1 2	11	3	2	5	0	1
2	Tamar Bates	G 34:22	9-15	2-5	9-9	0 1 1	0 3	5	29	1	4	5	0
12	Tony Perkins	G 30:28	4-10	0-2	0-0	0 3 3	0 0	29	1	4	5	0	0
11	Trent Pierce	05:15	0-0	0-0	0-0	0 1 1	0 0	0	0	0	1	0	-2
23	Aidan Shaw	10:47	1-1	0-0	0-0	1 1 2	0 1	2	0	1	1	0	0
1	Marques Warrick	08:09	0-2	0-0	0-0	0 0 0	1 0	0	0	0	0	0	-3
21	Peyton Marshall	03:46	0-0	0-0	0-0	1 1 2	0 0	0	0	1	0	1	-3
4	Marcus Allen	05:03	0-0	0-0	2-2	1 0 1	1 1	2	0	0	0	0	-9
5	T.O. Barrett	02:11	0-1	0-0	0-0	0 0 0	0 0	0	0	0	0	0	2
Team						1 1 2				0			
Totals			23-52	4-13	26-31	6 23 29	14 19	76	8	11	14	4	5

Technical Fouls:NONE

Shooting By Period		
1 st FG%	11-24	45.8%
3PT%	3-8	37.5%
FT%	14-16	87.5%
2 nd FG%	12-28	42.9%
3PT%	1-5	20.0%
FT%	12-15	80%
GM FG%	23-52	44.2%
3PT%	4-13	30.8%
FT%	26-31	83.9%

Dead Ball Rebounds: 4, 0

Kansas - 75

Record: 8-2

NO.	Name	Min	FG M-A	3P M-A	FT M-A	Rebounds OR DR TOT	Fouls PF FD	TP	AS	TO	ST	Blocks BS BA	+
24	KJ Adams	F 28:50	3-4	0-0	0-0	1 5 6	4 2	6	0	2	0	3	1
1	Hunter Dickinson	C 28:06	9-13	1-3	2-2	2 12 14	3 1	21	8	0	2	1	30
3	Dajuan Harris Jr.	G 36:19	6-11	3-6	0-0	0 0 0	0 1	15	5	3	2	1	0
5	Zeke Mayo	G 34:10	9-14	5-9	3-5	2 1 3	0 4	26	2	2	0	0	19
6	Rylan Griffen	G 39:50	1-6	0-4	0-0	2 2 4	1 0	2	3	2	0	0	1
2	AJ Storr	17:14	1-3	0-1	0-0	0 2 2	1 1	2	0	1	1	0	0
40	Flory Bidunga	07:36	0-1	0-0	0-0	0 3 3	4 0	0	0	0	0	1	-2
0	Shakeel Moore	01:39	0-0	0-0	0-0	0 1 1	0 0	0	0	0	0	0	-3
8	David Coit	09:40	1-1	1-1	0-0	0 0 0	0 0	3	1	1	0	0	0
41	Zach Clemence	05:36	0-0	0-0	0-0	1 0 1	2 0	0	1	0	0	0	-4
Team						0 2 2				0			
Totals			30-53	10-24	5-7	8 28 36	15 9	75	19	13	5	7	3

Technical Fouls:NONE

Shooting By Period		
1 st FG%	15-29	51.7%
3PT%	7-15	46.7%
FT%	1-1	100%
2 nd FG%	15-24	62.5%
3PT%	3-9	33.3%
FT%	4-6	66.7%
GM FG%	30-53	56.6%
3PT%	10-24	41.7%
FT%	5-7	71.4%

Dead Ball Rebounds: 2, 0

		Kansas	Mizzou	Points from Turnovers	Kansas	Mizzou	Period by Period Scoring
Biggest lead		2 (1 st 19:47)	24 (2 nd 14:15)	10	23		1st 2nd TOT
Best Scoring Run		15 (2 nd 9:05)	8 (1 st 3:12)	30	32		Kansas 25 42 67
Lead Changes		1		Second Chance	13	6	Mizzou 39 37 76
Times Tied		1		Fast Breaks	6	10	
Time with Lead		00:17	38:13	Bench	6	4	

11

AT #8/8 KANSAS 87, BROWN 53

Dec. 22, 2024 | Lawrence, Kan. | Allen Fieldhouse (15,300)

Brown - 53

Record: 7-4

NO.	Name	Min	FG M-A	3P M-A	FT M-A	Rebounds OR DR TOT	Fouls PF FD	TP	AS	TO	ST	Blocks BS BA	+
22	Landon Lewis	F 17:39	2-6	0-0	0-0	2 1 3	5 0	4	1	4	2	0	-23
4	Lyndel Eroid	G 14:57	1-5	1-4	0-0	0 2 2	0 0	3	0	1	0	0	-25
10	Kino Lilly Jr.	G 34:52	7-21	4-13	0-0	2 2 4	1 0	18	1	0	1	0	-31
13	Malcolm Wisby-Jefferson	G 15:23	1-8	0-1	0-0	2 2 4	1 0	2	1	0	0	1	-22
21	Aaron Cooley	G 31:26	3-12	0-3	0-1	4 5 9	3 1	6	3	1	0	0	-33
2	Jeremiah Jenkins	21:57	2-5	1-2	0-0	1 3 4	1 0	5	1	0	1	0	-9
3	AJ Lesburt Jr.	26:22	2-9	1-7	1-1	1 1 2	0 1	6	0	0	0	0	-17
45	N'lamara Dabo	26:41	1-3	0-0	4-6	1 3 4	1 3	6	0	1	0	4	-12
5	Sam Klores	02:55	0-3	0-2	0-0	1 0 1	0 0	0	1	1	0	0	-1
23	David Rochester	02:27	1-1	1-1	0-0	0 1 1	0 0	3	0	0	0	0	-1
6	Wyatt DeGraaf	01:47	0-1	0-0	0-0	0 0 0	0 0	0	0	0	0	0	1
14	Luke Paragon	01:47	0-0	0-0	0-0	0 2 2	0 0	0	0	0	0	0	1
25	Adrian Uchidiuno	01:47	0-1	0-0	0-0	0 0 0	0 0	0	0	0	0	0	1
Team						3 1 4				0			
Totals			20-75	8-33	5-8	17 23 40	12 5	53	8	9	4	5	-34

Technical Fouls:NONE

Shooting By Period		
1 st FG%	12-37	32.4%
3PT%	5-17	29.4%
FT%	2-3	66.7%
2 nd FG%	8-38	21.1%
3PT%	3-16	18.8%
FT%	3-5	60%
GM FG%	20-75	26.7%
3PT%	8-33	24.2%
FT%	5-8	62.5%

Dead Ball Rebounds: 1, 0

12

RV/RV WEST VIRGINIA 62 AT #7/7 KANSAS 61

Dec. 31, 2024 | Lawrence, Kan. | Allen Fieldhouse (15,300)

West Virginia - 62

Record: 10-2 (1-0)

NO.	Name		Min	FG M-A	3P M-A	Rebounds OR DR TOT	Fouls PF FD	TP	AS	TO	ST	Blocks BS BA	+/-						
11	Jonathan Powell	F	31:48	4-9	3-8	0	0	4	4	0	1	11	3	0	2	0	0	0	5
0	Eduardo Andre	C	33:42	7-9	0-0	1-2	2	4	6	4	1	15	3	0	1	0	4	0	8
5	Toby Okani	G	33:50	3-11	1-2	0-0	1	1	2	4	1	7	2	2	1	1	0	-6	
7	Javon Small	G	39:33	5-12	0-6	3-4	1	10	11	2	4	13	6	3	0	0	0	1	
10	Sencire Harris	G	22:19	4-11	0-1	0-0	0	3	3	2	0	8	3	0	0	0	0	6	
3	KJ Tenner	19:14	1-4	0-1	0-0	0	2	2	2	1	1	2	4	0	0	0	0	-3	
22	Haris Elzeovic	06:09	0-1	0-0	0-0	2	0	2	1	0	0	0	0	0	0	0	0	-5	
1	Joseph Yesufu	13:25	2-3	2-2	0-0	1	0	1	2	1	6	0	0	1	0	0	0	-1	
Team						1	0	1			0	0							
Totals				26:60	6:20	4:46	8	24	32	16	9	62	18	6	4	5	0	1	
Technical Fouls: NONE																			

2024-25 KANSAS MEN’S BASKETBALL

BOX SCORES

13

#7/7 KANSAS 99 AT UCF 48
Jan. 5, 2024 | Orlando, Fla. | Addition Financial Arena (9,669)

Kansas - 99

Record: 10-3 (1-1)

NO.	Name	Min	FG M-A	3P M-A	FT M-A	Rebounds OR DR TOT	Fouls PF FD	TP	AS	TO	ST	Blocks BS BA	+/-
24	KJ Adams	F 23:44	3-6	0-0	1-2	4 5 9	1 1	7	3	1	0	2 2	33
1	Hunter Dickinson	C 22:58	12-17	0-1	3-3	4 5 9	1 2	27	1	4	1	3 1	29
0	Shakeel Moore	G 20:19	2-5	2-2	0-0	1 2 3	2 1	6	6	2	1	0 0	35
3	Dajuan Harris Jr.	G 23:23	5-13	1-4	0-0	2 4 6	0 0	11	2	1	1	0 0	22
5	Zeke Mayo	G 24:28	3-10	0-4	0-1	0 5 5	0 0	6	8	1	0	0 0	23
40	Flory Bidunga	21:10	6-8	0-0	0-0	2 3 5	2 1	12	1	0	0	6 1	24
6	Rylan Griffen	17:40	4-4	4-4	2-2	1 3 4	2 2	14	0	1	0	1 0	28
8	David Coit	16:31	1-8	1-6	0-2	1 2 3	1 1	3	4	0	3	0 1	27
2	AJ Storr	15:18	5-8	1-2	0-0	1 4 5	2 1	11	2	0	0	0 1	18
4	Rakease Passmore	06:55	0-0	0-0	0-1	1 2	2 0	0	3	0	0	0 1	7
22	Dillon Wilhite	04:32	1-1	0-0	0-0	0 0 0	0 0	2	0	0	0	0 0	7
12	Wilder Evers	03:02	0-0	0-0	0-0	0 2 2	1 0	0	0	0	0	0 0	2
Team						5 5 10		0	0				
Totals			42-83	9-23	6-10	22 41 63	15 9	99	30	10	6	12 7	51

UCF - 48

Record: 10-3 (1-1)

NO.	Name	Min	FG M-A	3P M-A	FT M-A	Rebounds OR DR TOT	Fouls PF FD	TP	AS	TO	ST	Blocks BS BA	+/-
52	Moustapha Thiam	G 18:39	1-5	0-3	2-2	0 1 1	2 1 4	0	2	0	1	0 -25	
0	Jordan Ivy-Curry	G 18:42	1-5	1-2	2-2	0 1 1	0 0	5	0	1	0 -17		
3	Darius Johnson	G 25:51	1-8	1-6	0-0	0 4 4	1 2 3	2	5	3	1 -31		
4	Keyshawn Hall	G 29:08	4-17	2-8	2-2	4 6 1	2 12	1	0	3	1 -32		
24	Jaylin Sellers	G 21:03	1-4	0-1	2-2	1 1 2	1 1 4	1	2	0	1 -28		
6	Dallan "Deebo" Coleman	16:45	3-4	3-3	0-0	0 1 1	0 1 9	0	1	1	0 -19		
35	Rokas Jocius	12:00	0-4	0-1	0-0	0 0 0	2 0 0	0	0	0	1 -17		
5	Benny Williams	15:41	0-5	0-1	0-1	1 2 3	1 2 0	3	0	0	1 -21		
1	Mikey Williams	11:48	1-4	0-1	0-0	0 0 0	1 1 2	2	2	1	0 -14		
7	Dior Johnson	06:41	2-5	0-0	2-2	0 1 1	0 1 6	0	0	0	0 -12		
2	JJ Taylor	12:56	0-4	0-2	3-7	1 2 3	0 3	3	1	1	0 -23		
15	Tyler Hendricks	05:23	0-2	0-1	0-0	0 1 1	0 0 0	0	0	0	2 -8		
22	Nils Machowski	05:23	0-1	0-1	0-0	0 2 2	0 0 0	0	0	0	0 -8		
Team						7 0 7		0	1				
Totals			14-68	7-30	13-18	12 20 32	9 14	48	10	14	7	7 12	-51

Technical Fouls:Coach 1st6:17

Technical Fouls:Jocius 1st14:00

Shooting By Period

1 st FG%	7-34	20.6%
3PT%	5-16	31.3%
FT%	6-6	100%
2 nd FG%	7-34	20.6%
3PT%	2-14	14.3%
FT%	7-12	58.3%
GM FG%	14-68	20.6%
3PT%	7-30	23.3%
FT%	13-18	72.2%

Dead Ball Rebounds: 5, 1

Points from KAN UCF

Biggest lead	51 (2 nd 1:44)	0 (1 st 20:00)
Best Scoring Run	13 (2 nd 7:14)	4 (2 nd 9:14)
Lead Changes	0	
Times Tied	0	
Time with Lead	39:26	00:00

Points from KAN UCF

Turnovers	18	3
Paint	62	10
Second Chance	37	16
Fast Breaks	9	9
Bench	42	20

Period by Period Scoring

	1st	2nd	TOT
KAN	44	55	99
UCF	25	23	48

14

#11/12 KANSAS 74, ARIZONA STATE 55
Jan. 8, 2024 | Lawrence, Kan. | Allen Fieldhouse (15,300)

Arizona St. - 55

Record: 10-4 (1-2)

NO.	Name	Min	FG M-A	3P M-A	FT M-A	Rebounds OR DR TOT	Fouls PF FD	TP	AS	TO	ST	Blocks BS BA	+/-
8	Basheer Jihad	F 31:45	3-9	0-4	1-2	2 6 8	3 5	7	2	3	2	1 2	-13
21	Jayden Quaintance	F 37:24	4-10	0-2	1-1	3 8 11	1 2	9	2	2	1	1 0	-20
1	Alston Mason	G 40:00	6-10	2-4	5-5	1 2 3	1 3	19	3	6	0	0 0	-19
10	BJ Freeman	G 32:13	3-11	2-6	2-2	0 0 0	4 1	10	1	2	0	0 3	-14
44	Adam Miller	G 38:44	3-9	2-6	0-0	0 0 0	3 2	8	1	2	3	1 0	-20
9	Shawn Phillips Jr.	09:24	0-2	0-0	0-0	1 2 3	2 0	0	1	1	1	0 0	-5
5	Amier Ali	10:30	0-2	0-2	2-2	0 0 0	0 1	2	0	1	0	0 0	-4
Team						2 2 4		0		1			
Totals			19-53	6-24	11-12	9 20 29	14 14	55	10	18	7	3 5	-19

Technical Fouls:NONE

Kansas - 74

Record: 11-3 (1-2)

NO.	Name	Min	FG M-A	3P M-A	FT M-A	Rebounds OR DR TOT	Fouls PF FD	TP	AS	TO	ST	Blocks BS BA	+/-
24	KJ Adams	F 32:09	2-6	0-0	2-2	4 3 7	1 2	6	3	1	2	0 1	16
1	Hunter Dickinson	C 33:45	5-15	0-1	5-5	4 8 12	2 5 15	2	3	3	3	1 17	
0	Shakeel Moore	G 21:51	3-5	0-2	2-2	0 1 1	1 1 8	1	0	2	0 0	0 25	
3	Dajuan Harris Jr.	G 32:29	3-7	1-4	2-2	1 2 3	2 2 9	7	0	3	1	0 13	
5	Zeke Mayo	G 32:07	6-14	5-8	2-2	0 5 5	0 1 23	0	4	1	0 1	1 11	
6	Rylan Griffen	18:18	4-9	1-4	0-0	1 2 3	1 3 9	1	1	1	0 0	0 8	
40	Flory Bidunga	14:06	2-2	0-0	0-0	1 2 3	5 0 4	1	0	0	1 0	5 5	
8	David Colt	12:10	0-3	0-3	0-0	0 1 1	1 1 0	0	1	1	1 0	0 7	
2	AJ Storr	03:05	0-1	0-1	0-0	0 1 1	1 0 0	0	0	2	0 0	0 -7	
Team						3 0 3		0		0			
Totals			27-62	7-23	13-13	14 25 39	14 14	74	15	12	13	5 3	19

Technical Fouls:NONE

	ASU	KAN
Biggest lead	6 (1 st 4:37)	21 (2 nd 0:48)
Best Scoring Run	8 (1 st 13:00)	11 (2 nd 14:31)
Lead Changes	12	
Times Tied	5	
Time with Lead	13:51	23:38

Points from	ASU	KAN
Turnovers	9	22
Paint	26	30
Second Chance	9	13
Fast Breaks	9	18
Bench	2	13

Period by Period Scoring			
	1st	2nd	TOT
ASU	42	31	55
KAN	36	38	74

15

#11/12 KANSAS 54 AT RV/RV CINCINNATI 40
Jan. 11, 2024 | Cincinnati, Ohio | Fifth Third Arena (12,003)

Kansas - 54

Record: 12-3 (3-1)

NO.	Name	Min	FG M-A	3P M-A	FT M-A	Rebounds OR DR TOT	Fouls PF FD	TP	AS	TO	ST	Blocks BS BA	+/-
24	KJ Adams	F 29:43	3-9	0-0	2-3	5 2 7	2 2	8	2	1	2	1 2	17
1	Hunter Dickinson	C 31:52	7-16	0-3	0-0	4 8 12	0 1	14	2	0	1	0 0	11
0	Shakeel Moore	G 27:11	4-9	0-2	0-0	4 4 8	2 1	8	2	1	1	0 1	16
3	Dajuan Harris Jr.	G 27:40	2-7	1-3	0-0	2 4 6	0 0	5	1	2	0	0 0	15
5	Zeke Mayo	G 30:50	4-10	1-6	0-0	1 5 6	1 0	9	2	0	1	0 1	15
40	Flory Bidunga	17:09	1-3	0-0	0-0	0 4 4	1 1	2	0	0	0	1 0	-2
6	Rylan Griffen	14:29	1-4	0-2	0-0	2 1 3	0 0	2	1	1	0	0 0	-3
8	David Coit	11:27	1-5	0-3	0-0	0 1 1	0 0	2	1	1	0	0 0	-2
2	AJ Storr	09:39	1-5	0-2	2-2	0 0 0	0 1	4	1	1	0	0 0	-3
Team						1 0 1		0	0				
Totals			24-68	2-21	4-5	15 29 44	6 6	54	12	7	5	2 4	14

Technical Fouls:NONE

Cincinnati - 40

Record: 10-5 (0-4)

NO.	Name	Min	FG M-A	3P M-A	FT M-A	Rebounds OR DR TOT	Fouls PF FD	TP	AS	TO	ST	Blocks BS BA	+/-
23	Dillon Mitchell	F 29:10	5-8	0-2	0-0	0 5 5	0 1	10	0	1	1	1 1	-15
41	Simas Lukosius	F 27:02	1-10	0-6	0-0	0 3 3	1 1	2	3	1	0	0 0	-16
55	Aziz Bandaqos	C 23:55	0-3	0-0	0-0	4 4 8	3 1	0	0	2	1	0 0	-16
0	Dan Skillings Jr.	G 28:15	4-7	1-3	0-0	2 3 5	1 0	9	1	2	3	0 0	-9
2	Jizzle James	G 20:06	1-6	0-1	1-2	0 3 3	0 2	3	1	0	0	0 0	-13
1	Day Day Thomas	26:24	1-8	0-3	0-0	1 2 3	1 0	2	2	2	0	0 0	-6
10	Josh Reed	14:48	2-4	1-2	0-0	1 0 1	0 0	5	1	1	1	1 1	0
22	Arment Page	14:18	4-9	1-3	0-0	3 4 7	0 1	9	0	1	0	2 0	3
5	CJ Fredrick	16:02	0-4	0-2	0-0	0 4 4	0 0	0	0	0	1	0 0	2
Team						1 2 3		0	0				
Totals			18-59	3-22	1-2	12 30 42	6 6	40	8	12	7	4 2	-14

Technical Fouls:NONE

	KAN	CIN
Biggest lead	15 (2 nd 1:34)	7 (1 st 6:47)
Best Scoring Run	14 (2 nd 1:34)	6 (1 st 16:17)
Lead Changes	7	
Times Tied	3	
Time with Lead	17:46	18:57

Points from	KAN	CIN
Turnovers	16	6
Paint	32	24
Second Chance	4	10
Fast Breaks	9	4
Bench	10	16

Period by Period Scoring			
	1st	2nd	TOT
KAN	24	30	54
CIN	25	15	40

16

#9/10 KANSAS 57 AT 2/2 IOWA STATE 74
Jan. 15, 2024 | Ames, Iowa | Hilton Coliseum (14,267)

#9 Kansas - 57

Record: 12-4 (3-2)

NO.	Name	Min	FG M-A	3P M-A	FT M-A	Rebounds OR DR TOT	Fouls PF FD	TP	AS	TO	ST	Blocks BS BA	+/-
24	KJ Adams	F 23:59	1-5	0-0	2-2	3 3 6	3 3	4	4	1	2	1 1	-9
1	Hunter Dickinson	C 28:59	3-10	0-1	0-0	1 7 8	4 2	6	1	4	0	2 1	-3
0	Shakeel Moore	G 22:25	2-5	0-1	0-0	0 4 4	1 2	4	2	2	0	0 1	-2
3	Dajuan Harris Jr.	G 34:47	3-6	1-1	1-6	1 2 3	0 4	8	7	3	1	1 1	-19
5	Zeke Mayo	G 35:49	7-19	3-9	0-0	0 1 1	1 1	17	0	3	2	0 0	-15
40	Flory Bidunga	11:07	3-3	0-0	0-1	2 1 3	4 1	6	0	3	1	4 0	-2
6	Rylan Griffen	18:42	3-4	1-2	0-0	0 2 2	0 0	7	0	0	0	0 0	-21
8	David Coit	06:42	0-1	0-0	0-0	0 1 1	0 0	0	0	1	0	0 0	-1
2	AJ Storr	10:05	2-6	0-2	1-2	1 1 2	4 1	5	2	0	0	1 0	-6
4	Rakease Passmore	07:25	0-0	0-0	0-0	0 1 1	0 0	0	0	0	0	1 0	-9
Team						1 1 2		0	0				
Totals			24-59	5-16	4-11	9 24 33	17 14	57	16	17	6	10 4	-17

Technical Fouls:NONE

#2 Iowa State - 74

Record: 15-1 (5-0)

NO.	Name	Min	FG M-A	3P M-A	FT M-A	Rebounds OR DR TOT	Fouls PF FD	TP	AS	TO	ST	Blocks BS BA	+/-
2	Joshua Jefferson	F 33:47	4-10	0-0	2-6	0 12 12	1 5	10	3	2	0	1 2	19
33	Brandon Chatfield	F 14:56	1-5	0-0	2-2	0 2 2	4 1	4	1	1	2	0 3	12
3	Tamin Lipsey	G 33:08	4-9	2-5	0-0	0 1 2	2 1	10	3	3	0	0 1	21
5	Curtis Jones	G 36:20	9-17	5-6	2-2	0 6 6	1 1	25	1	4	2	1 1	17
10	Keshon Gilbert	G 35:06	2-7	1-1	2-2	1 2 3	3 1	7	8	1	1	0 2	20
0	Nate Heise	17:10	0-1	0-1	0-0	1 2 3	0 0	0	0	2	3	0 0	-3
1	Dishon Jackson	19:56	4-9	0-0	9-11	4 0 4	2 7	17	1	0	0	1 1	0
4	Demarian Watson	09:37	0-1	0-0	1-2	2 3 5	1 1	1	0	0	0	1 0	-1
Team						4 2 6		0	0				
Totals			24-59	8-13	18-25	13 30 43	14 17	74	17	13	11	4 10	17

Technical Fouls:NONE

	KAN	ISU
Biggest lead	2 (1 st 12:41)	18 (2 nd 0:42)
Best Scoring Run	9(2 nd 15:01)	11(2 nd 0:42)
Lead Changes	4	
Times Tied	2	
Time with Lead	03:16	35:50

Points from	KAN	ISU
Turnovers	14	23
Paint	26	26
Second Chance	5	16
Fast Breaks	4	10
Bench	18	18

Period by Period Scoring			
	1st	2nd	TOT
KAN	30	27	57
ISU	40	34	74

Shooting By Period

1 st FG%	12-31	38.7%
3PT%	4-9	44.4%
FT%	2-4	50.0%
2 nd FG%	12-28	42.9%
3PT%	1-7	14.3%
FT%	2-7	28.6%
GM FG%	24-59	40.7%
3PT%	5-16	31.3%
FT%	4-11	36.4%

Dead Ball Rebounds: 3

Shooting By Period

1 st FG%	15-31	48.4%
3PT%	5-8	62.5%
FT%	5-7	71.4%
2 nd FG%	9-28	32.1%
3PT%	3-5	60.0%
FT%	13-18	72.2%
GM FG%	24-59	40.7%
3PT%	8-13	61.5%
FT%	18-25	72.0%

Dead Ball Rebounds: 5

BOX SCORES

17

#9/10 KANSAS 84, KANSAS STATE 74

Jan. 18, 2024 | Lawrence, Kan. | Allen Fieldhouse (15,300)

Kansas St. - 74

Record: 7-10 (1-5)

NO.	Name		Min	FG	3P	FT	Rebounds		Fouls		TP	AS	TO	ST	BS	Bk	+/-	Shooting By Period			
				M/A	M/A	M/A	OR	DR	PF	FF								1st	FG%	13:29	44.8%
1	David N'Guessan	F	20:17	5-7	1-1	3-4	3	2	5	2	13	0	2	0	1	0	-22	1st	FG%	13:29	44.8%
33	Coleman Hawkins	F	40:00	5-14	1-7	4-6	2	5	7	3	15	0	1	1	1	1	-10	3PT%	2-15	13.3%	
0	Dug McDaniel	G	36:27	4-11	0-1	1-2	0	2	2	1	9	4	0	1	0	2	-15	3PT%	1-2	50%	
2	Max Jones	G	31:35	3-9	2-7	3-4	2	3	5	4	2	11	2	0	1	0	-20	2nd	FG%	14:30	46.7%
11	Brendan Hausen	G	21:02	2-6	1-5	2-2	0	2	2	2	7	0	0	0	0	0	-17	3PT%	4-11	36.4%	
3	CJ Jones	C	13:03	2-4	0-2	0-0	0	0	0	1	0	4	2	0	0	0	6	GM	FG%	27:59	45.8%
10	David Castillo		22:56	2-4	2-3	0-0	0	0	0	3	1	6	1	0	2	0	15	3PT%	6-26	23.1%	
34	Ugonna Oyeniso		14:40	4-4	0-0	1-1	0	2	2	1	1	9	0	0	0	0	13	3PT%	14-19	73.7%	
Team							2	0	2		0	2					Dead Ball Rebounds: 5, 0				
Totals				27:59	6-26	14-19	9	16	25	17	13	74	15	5	1	4	-10				

Technical Fouls::NONE

Kansas - 84

Record: 13-4 (4-2)

NO.	Name	Min	FG		3P		FT		Reb		Fouls		TP	AS	TO	ST	BS	Backs	+/-	Shooting By Period		
			M-A	M-A	M-A	M-A	O-R	D-T	P-F	F-F	1st	FG%								2nd	FG%	
40	Flory Bidunga	F 25:28	2-3	0-0	2-2	3	6	9	4	3	6	2	2	0	1	0	13			1st FG%	16:34	47.1%
1	Hunter Dickinson	C 34:13	12-19	0-0	1-1	3	5	8	3	1	25	3	2	0	1	1	19			3PT%	5-13	38.5%
0	Shakeel Moore	G 30:59	1-3	0-1	4-6	1	2	3	1	3	6	2	2	0	0	0	6			FT%	2-4	50%
3	Dajuan Harris Jr.	G 35:37	1-9	0-1	2-2	0	5	5	1	2	15	5	1	0	2	0	6			2nd FG%	15:22	68.2%
5	Zeke Mayo	G 36:09	7-13	4-7	6-8	1	4	5	3	7	24	3	1	0	0	0	15			3PT%	1-3	33.3%
2	AJ Storr	W 12:50	3-6	1-3	0-0	1	0	1	1	0	7	0	0	1	0	0	-11			FT%	14-17	82.4%
6	Rylan Griffen	12:15	0-0	0-0	0-0	1	0	1	0	0	0	1	1	0	0	0	-2			GM FG%	31:56	55.4%
4	Rakease Passmore	05:03	0-2	0-2	1-2	1	0	1	0	1	1	0	0	0	0	0	-1			3PT%	6-16	37.5%
8	David Cott	02:56	0-1	0-1	0-0	0	0	0	0	0	0	0	0	0	0	0	-5			FT%	16-21	76.2%
Team					1	1	2					0	1							Dead Ball Rebounds: 2, 0		
Totals			31-56	6-16	16-21	12	23	35	13	17	84	16	10	1	4	1	10					

Technical Fouls::NONE

	KSU	KAN	Points from Turnovers	KSU	KAN	Period by Period Scoring			
Biggest lead	0 (1 st 20:00)	16 (1 st 13:04)	Paint	13	5		1st	2nd	TOT
Best Scoring Run	9 (1 st 2:45)	14 (1 st 16:00)	Second Chance	34	46	KSU	29	45	74
Lead Changes	0		Fast Breaks	8	17				
Times Tied	0		Bench	6	6	KAN	39	45	84
Time with Lead	00:00	39:14		19	8				

19

#12/11 KANSAS 86, #7/5 HOUSTON 92 (20T)

Jan. 25, 2024 | Lawrence, Kan. | Allen Fieldhouse (15,300)

Houston - 92

Record: 16-3 (8-0)

NO. Name	Min	FG	3P	FT	Rebounds		Fouls	PF	TP	AS	TO	ST	Blocks		BS	BA	PTS	Shooting By Period		
					OR	DR							PF	DD				BS	BA	1st
11 Joseph Tugler	F 35:37	4-4	0-0	1-2	2	5	7	2	9	0	1	0	5	0	0	4	1st	FG%	12.29	41.4%
3 J'Wan Roberts	F 46:28	10-21	0-0	4-9	4	5	9	4	18	24	5	1	1	0	0	10	3PT%	3-12	25.0%	
4 LJ Cryer	G 48:00	2-12	1-8	4-6	0	3	3	4	3	9	3	2	0	0	0	6	FT%	4-4	100%	
7 Milos Uzan	G 41:20	6-11	2-4	3-5	0	9	9	4	17	9	0	1	0	0	0	16	2nd FG%	15-28	53.6%	
2 Emanuel Sharp	G 25:37	2-8	2-7	2-2	0	3	3	2	1	8	0	0	2	0	0	5	3PT%	1-5	20.0%	
23 Terrance Arceneaux	15:07	1-3	1-3	0-0	1	2	3	1	0	3	0	0	0	0	0	-12	OT FG%	8-16	50.0%	
5 Ja'Vier Francis	14:26	2-3	0-0	0-1	1	1	2	2	1	4	0	0	1	0	0	3	3PT%	4-8	50.0%	
8 Mylik Wilson	23:24	8-11	2-3	0-0	3	3	6	3	0	18	0	1	0	0	0	8	FT%	6	75%	
Team					1	0	1	0	0	0	0	0	0	0	0	8	GM FG%	35-73	47.9%	
Totals		35-73	8-25	14-25	12	31	43	22	17	92	17	5	5	5	0	6	3PT%	8-25	32.0%	
																	FT%	14-25	56.0%	
Technical Fouls: NONE																				

Technical Fouls::NONE

Kansas - 86

Record: 14-5 (5-3)

[illegible]

Technical Fouls::NONE

	HOU	KAN	Points from	HOU	KAN	Period by Period Scoring					
Biggest lead	8 (2 nd OT 2:23)	10 (1 st 7:24)	Turnovers	17	8						
Best Scoring Run	13(2 nd 13:55)	11(1 st 7:24)	Paint	36	38						
Lead Changes	11		Second Chance	4	13	HOU	31	35	13	13	92
Times Tied	9		Fast Breaks	8	8	KAN	38	28	13	7	86
Time with Lead	12:11	31:11	Bench	25	19						

18

#12/11 KANSAS 74 AT TCU 61

Jan. 22, 2024 | Fort Worth, Texas | Schollmaier Arena (6,055)

Kansas - 74

Record: 14-4 (5-2)

NO.	Name		Min	FG		3P		FT		Rebounds		Fouls		TP	AS	TO	ST	Blocks	+/-	Shooting By Period											
				M	A	M	A	R	OR	DR	OT	P	F							1 st	FG%	13:26	50.0%								
40	Flyur Bidunga	C	24:58	4-5	0-0	2-2	3	7	10	2	2	10	1	1	4	1	27														
	Hunter Dickinson	F	33:16	7-10	0-0	2-2	7	7	9	4	2	16	4	2	0	0	0														
	Shakeel Morris	G	24:06	4-7	3-4	0-0	2	2	2	1	0	11	2	1	2	0	0														
	Dajuan Harris Jr	G	35:06	1-6	0-2	1-2	0	2	2	2	2	3	7	5	1	0	1	15													
	Zeke Mayo	G	31:42	6-9	1-3	0-0	0	2	2	2	0	13	2	4	0	0	0	7													
	AJ Storr	G	21:46	6-10	0-2	0-0	2	4	6	2	1	12	1	3	3	0	0	-1													
	Rylan Griffen	F	19:43	1-6	1-5	1-2	1	0	1	1	2	4	2	1	0	0	0	1													
	David Coit	F	09:23	1-1	1-1	2-2	0	0	0	0	2	1	5	2	0	0	0	0	4												
Team																															
Totals				30-54		6-17		8-10		9		24		33		16		10		74		21		7		4		2		13	

1 st	FG%	13:26	50.0%
3PT%	1-7	14.3%	
FT%	6-7	85.7%	
2 nd	FG%	17:28	60.7%
3PT%	5-10	50.0%	
FT%	2-3	66.7%	
GM FG%	30-54	55.6%	
3PT%	6-17	35.3%	
FT%	8-10	80.0%	

Dead Ball Rebounds: 2.2

Technical Fouls:Dickinson 2nd12:55

TCU - 61

Record: 10-8 (3-4)

NO.	Name	Min	FG	3P	FT	Reb		Fouls		TP	AS	TO	ST	Blocks		+/-
			M-A	M-A	M-A	OR	DR	PF	DF					BS	SS	
13	Trazarian White	F 26:31	4-9	1-4	0-1	1	3	4	2	9	1	2	0	0	0	-16
15	David Punch	F 13:28	1-3	1-2	0-0	0	0	0	1	3	0	1	0	0	0	-7
8	Ernest Udeah Jr.	C 34:09	2-6	0-0	3-3	5	8	1	2	7	2	2	5	0	1	-13
3	Marcan Allette	G 32:15	6-12	0-2	1-2	0	2	1	1	13	3	3	2	0	1	-22
21	Noah Reynolds	G 27:53	6-14	2-5	0-0	0	0	0	3	0	14	2	1	0	0	-9
0	Brendan Wenzel	31:30	4-14	1-8	2-4	0	1	1	0	2	11	1	0	2	1	0
5	Micah Robinson	17:16	2-3	0-1	0	3	1	4	0	2	4	1	1	0	0	-6
41	Jace Posey	08:40	0-4	0-1	0	3	2	5	3	0	0	1	0	0	0	8
32	Matt Diallo	05:51	0-0	0-0	0-2	2	1	3	0	3	0	0	0	1	0	0
1	Isaiah Manning	02:27	0-1	0-1	0-0	0	0	0	1	0	0	0	0	0	0	-1
Team						2	2	4		0		2				

Shooting By Period		
1 st FG%	15-35	42.9%
3PT%	3-12	25.0%
FT%	2-5	40%
2 nd FG%	10-31	32.3%
3PT%	2-12	16.7%
FT%	4-7	57.1%
GM FG%	25-66	37.9%
3PT%	5-24	20.8%
FT%	6-12	50.0%

Dead Ball Rebounds: 5, 0

5	61	10	12	10	2	4	-13
---	----	----	----	----	---	---	-----

		KAN		TCU				Technical Fouls: White 2'			
Biggest lead	13	(2 nd 2:36)	14	(1 st 1:51)	Points from	KAN	TCU	Period by Period Scoring			
Best Scoring Run	13	(8 th 7:54)	4	(1 st 15:13)	Turnovers	13	18	1st 2nd 3rd TOT			
Lead Changes	6				Paint	38	28	KAN	33	41	74
Times Tied	2				Second Chance	14	15	TCU	35	26	61
Time with Lead	19:42			17:55	Fast Breaks	14	5				
					Bench	21	15				

CAREER RECORDS

SCORING

1.	Danny Manning	2,951	1985-88
2.	Nick Collison	2,097	2000-03
3.	Raef LaFrentz	2,066	1995-98
4.	Clyde Lovellette	1,979	1950-52
5.	Sherron Collins	1,888	2007-10
6.	Frank Mason III	1,885	2014-17
7.	Darnell Valentine	1,821	1978-81
8.	Keith Langford	1,812	2002-05
9.	Perry Ellis	1,798	2013-16
10.	Paul Pierce	1,768	1996-98
11.	Dave Robisch	1,754	1969-71
12.	Kirk Hinrich	1,753	2000-03
13.	Devonte' Graham	1,750	2015-18
14.	Kevin Pritchard	1,692	1987-90
15.	Ochai Agbaji	1,652	2019-22
16.	Mark Randall	1,627	1987, 89-91
17.	Wayne Simien	1,593	2002-05
18.	Tyshawn Taylor	1,580	2009-12
19.	Jeff Boschee	1,560	1999-2002
20.	Kenny Gregory	1,555	1998-2001
21.	Calvin Thompson	1,548	1983-86
22.	Drew Gooden	1,526	2000-02
23.	Ron Kelllogg	1,508	1983-86
24.	Bud Stallworth	1,495	1970-72
25.	Tony Guy	1,488	1979-82
26.	Brandon Rush	1,477	2006-08
27.	Jalen Wilson	1,475	2020-23
28.	Wilt Chamberlain	1,433	1957-58
29.	Richard Scott	1,375	1991-94
30.	Adonis Jordan	1,373	1990-93
31.	Marcus Morris	1,371	2009-11
32.	Mario Chalmers	1,341	2006-08
33.	Walter Wesley	1,315	1964-66
34.	Jo Jo White	1,286	1966-69
35.	Eric Chenowith	1,281	1998-2001
36.	Jerod Haase	1,264	1995-97
37.	Steve Woodberry	1,240	1991-94
38.	Scot Pollard	1,209	1994-97
39.	Greg Dreiling	1,209	1984-86
40.	Jacque Vaughn	1,207	1994-97
41.	Wayne Selden Jr.	1,202	2014-16
42.	Aaron Miles	1,183	2002-05
43.	Svi Mykhailiuk	1,181	2015-18
44.	Milt Newton	1,166	1985, 87-89
45.	Rick Suttle	1,156	1973-75
46.	Billy Thomas	1,152	1995-98
47.	David McCormack	1,145	2019-22
48.	Wayne Hightower	1,128	1960-61
49.	Lagerald Vick	1,100	2016-19
50.	Charlie Black	1,082	1942-43, 46-47
51.	DAJUAN HARRIS JR.	1,078	2021-PR.
52.	Udoka Azubuike	1,069	2017-20
53.	Rex Walters	1,064	1992-93
54.	Otto Schnellbacher	1,062	1943, 46-48
55.	Kelly Knight	1,057	1980, 82-84
56.	Ryan Robertson	1,055	1996-99
57.	Nolan Ellison	1,045	1961-63
58.	Carl Henry	1,044	1983-84
59.	Cole Aldrich	1,038	2008-10
60.	Jerry Gardner	1,030	1960-62
61.	Bill Bridges	1,028	1959-61
62.	Thomas Robinson	1,026	2010-12
63.	Cedric Hunter	1,022	1984-87
	David Magley	1,022	1979-82
65.	Christian Braun	1,018	2020-22
66.	Rodger Bohnenstiehl	1,006	1966-67-68
67.	Norman Cook	1,004	1974-75-76

FIELD GOAL PCT.

(Min. 500 attempts)				
1.	Udoka Azubuike	469-629	74.6	2017-20
2.	Mark Randall	643-1037	62.0	1987, 89-91
3.	Richard Scott	566-950	59.6	1991-94
4.	Danny Manning	1216-2049	59.3	1985-88
5.	KJ ADAMS	400-678	58.9	2021-PR.
6.	Darnell Jackson	311-586	58.0	2005-08
	Alonzo Jamison	296-510	58.0	1990-92
8.	Cole Aldrich	391-681	57.4	2008-10
9.	Greg Dreiling	474-828	57.2	1984-86
10.	Jeff Withey	327-576	56.8	2010-13
	Sasha Kaun	331-583	56.8	2005-08

REBOUNDS (650+)

1.	Danny Manning	1,187	1985-88
2.	Raef LaFrentz	1,186	1995-98
3.	Nick Collison	1,143	2000-03
4.	Bill Bridges	1,081	1959-61
5.	Eric Chenowith	933	1998-2001
6.	Drew Gooden	905	2000-02
7.	Wayne Simien	884	2002-05
8.	Wilt Chamberlain	877	1957-58
9.	Cole Aldrich	860	2008-10
10.	Scot Pollard	850	1994-97
11.	Clyde Lovellette	839	1950-52
12.	Perry Ellis	834	2013-16
13.	Dave Robisch	815	1969-71
14.	Jalen Wilson	806	2020-23
15.	Greg Ostertag	770	1992-95
16.	Thomas Robinson	763	2010-12
17.	Mark Randall	723	1987, 89-91
18.	Landen Lucas	702	2014-17
19.	Udoka Azubuike	685	2017-20
20.	David McCormack	681	2019-22
21.	Paul Mokeski	680	1977-79
22.	Marcus Morris	676	2009-11
	Paul Pierce	676	1996-98
24.	Markieff Morris	662	2009-11
25.	Greg Dreiling	650	1984-86

ASSISTS

(started 1974-75)				
1.	Aaron Miles	954	2002-05	
2.	Jacque Vaughn	804	1994-97	
3.	DAJUAN HARRIS JR.	786	2021-PR.	
4.	Cedric Hunter	684	1984-87	
5.	Kirk Hinrich	668	2000-03	
6.	Devonte' Graham	632	2015-18	
7.	Darnell Valentine	609	1978-81	
8.	Frank Mason III	576	2014-17	
9.	Tyshawn Taylor	575	2009-12	
10.	Adonis Jordan	568	1990-93	
11.	Sherron Collins	552	2007-10	
12.	Russell Robinson	500	2005-08	
13.	Kevin Pritchard	499	1987-90	
14.	Ryan Robertson	485	1996-99	
15.	Mark Turgeon	437	1984-87	
16.	Jeff Boschee	425	1999-2002	
17.	Mario Chalmers	420	2006-08	
18.	Elijah Johnson	399	2010-13	
19.	Steve Woodberry	361	1991-94	
20.	Marcus Garrett	351	2018-21	
21.	Jerod Haase	343	1995-97	
22.	Danny Manning	342	1985-88	
23.	Tony Guy	327	1979-82	

3-POINT FIELD GOALS MADE

(started 1986-87)				
1.	Jeff Boschee	338	1999-2002	
2.	Devonte' Graham	296	2015-18	
3.	Billy Thomas	269	1995-98	
4.	Ochai Agbaji	250	2019-22	
5.	Svi Mykhailiuk	237	2015-18	
6.	Kirk Hinrich	236	2000-03	
7.	Sherron Collins	232	2007-10	
8.	Brandon Rush	205	2006-08	
9.	Terry Brown	200	1990-91	
10.	Frank Mason III	185	2014-17	
11.	Mario Chalmers	180	2006-08	
12.	Adonis Jordan	179	1990-93	
13.	Tyrel Reed	176	2008-11	
14.	Lagerald Vick	167	2016-19	
15.	Wayne Selden Jr.	162	2014-16	
16.	Jerod Haase	156	1995-97	
17.	Kevin Pritchard	154	1987-90	
18.	Rex Walters	151	1992-93	
19.	Elijah Johnson	147	2010-13	
20.	Ryan Robertson	144	1996-99	
21.	Jalen Wilson	141	2020-23	
22.	J.R. Giddens	137	2004-05	

3-POINT FIELD GOAL ATTEMPTS

(started 1986-87)				
1.	Jeff Boschee	843	1999-2002	
2.	Devonte' Graham	723	2015-18	
3.	Billy Thomas	691	1995-98	
4.	Ochai Agbaji	670	2019-22	
5.	Sherron Collins	615	2007-10	
6.	Svi Mykhailiuk	579	2015-18	
7.	Kirk Hinrich	546	2000-03	
8.	Terry Brown	485	1990-91	
9.	Brandon Rush	471	2006-08	
10.	Jerod Haase	461	1995-97	
11.	Jalen Wilson	443	2020-23	
	Wayne Selden Jr.	443	2014-16	
13.	Frank Mason III	440	2014-17	
14.	Adonis Jordan	437	1990-93	
15.	Tyrel Reed	433	2008-11	
16.	Elijah Johnson	430	2010-13	
	Mario Chalmers	430	2006-08	
18.	Lagerald Vick	412	2016-19	
19.	Kevin Pritchard	379	1987-90	
20.	Sean Pearson	371	1993-96	
21.	J.R. Giddens	369	2004-05	
22.	Rex Walters	361	1992-93	
23.	Christian Braun	357	2020-22	
24.	Ryan Robertson	354	1996-99	
25.	Tyshawn Taylor	324	2009-12	

3-POINT FIELD GOAL PCT.

(Min. 200 attempts; started 1986-87)				
1.	Milt Newton	100-224	44.6	1987-89
2.	Jeff Guelndner	90-205	43.9	1987-90
3.	Brandon Rush	205-471	43.5	2005-08
4.	Kirk Hinrich	236-546	43.2	2000-03
5.	Steve Woodberry	126-298	42.3	1991-94
6.	Frank Mason III	185-440	42.0	2014-17
7.	Mario Chalmers	180-430	41.9	2005-08
8.	Rex Walters	151-361	41.8	1992-93
9.	Malik Newman	85-205	41.5	2018
10.	Brady Morningstar	116-281	41.3	2007-11
11.	Terry Brown	200-485	41.2	1990-91
12.	Devonte' Graham	296-723	40.9	2015-18
	Svi Mykhailiuk	237-579	40.9	2015-18
	Adonis Jordan	179-437	40.9	1990-93
15.	Ryan Robertson	144-354	40.7	1996-99
16.	Tyrel Reed	176-433	40.6	2008-11
	Kevin Pritchard	154-379	40.6	1987-90
18.	Lagerald Vick	167-412	40.5	2016-19
19.	Jeff Boschee	338-843	40.1	1999-02
20.	Keith Langford	102-257	39.7	2002-05
21.	Billy Thomas	269-691	38.9	1995-98
22.	Jacque Vaughn	105-274	38.3	1994-97
23.	Christian Braun	135-357	37.8	2020-22
24.	Sherron Collins	232-655	37.7	2007-10

STEALS

(started 1975-76)				
1.	Darnell Valentine	336	1978-81	
2.	Mario Chalmers	283	2006-08	
3.	Aaron Miles	264	2002-05	
4.	Danny Manning	250	1985-88	
5.	Russell Robinson	247	2005-08	
6.	DAJUAN HARRIS JR.	242	2021-PR.	
7.	Kirk Hinrich	206	2000-03	
8.	Devonte' Graham	197	2015-18	
9.	Kevin Pritchard	190	1987-90	
10.	Nick Bradford	187	1997-2000	
11.	Marcus Garrett	181	2018-21	
	Adonis Jordan	181	1990-93	
13.	Alonzo Jamison	175	1990-92	
14.	Jerod Haase	174	1995-97	
15.	Tyshawn Taylor	172	2009-12	
16.	Frank Mason III	165	2014-17	
17.	Jeff Boschee	161	1999-2002	
	Tony Guy	161	1979-82	
	Jacque Vaughn	160	1994-97	
	Steve Woodberry	160	1991-94	
21.	Cedric Hunter	157	1984-87	
22.	Nick Collison	155	2000-03	
23.	Paul Pierce	147	1996-98	
24.	Sherron Collins	145	2007-10	

BLOCKED SHOTS

(started 1974-75; 100+)				
1.	Jeff Withey	311	2010-13	
2.	Greg Ostertag	258	1992-95	
3.	Cole Aldrich	253	2008-10	
4.	Nick Collison	243	2000-03	
5.	Eric Chenowith	242	1998-2001	
6.	Scot Pollard	218	1994-97	
7.	Danny Manning	200	1985-88	
8.	Udoka Azubuike	172	2017-20	
9.	Mitch Lightfoot	156	2017-22	
10.	John Crawford	155	1978-81	
11.	Sasha Kaun	150	2005-08	
12.	Donnie Von Moore	147	1974-75, 77-78	
13.	Raef LaFrentz	138	1995-98	
	Greg Dreiling	138	1984-86	
15.	Paul Mokeski	136	1976-79	
16.	Jamari Traylor	126	2013-16	
17.	B.J. Williams	112	1994-97	
18.	Darrell Arthur	109	2007-08	
19.	Drew Gooden	107	2000-02	
20.	Patrick Richey	106	1991-94	
21.	Markieff Morris	103	2009-11	

DOUBLE-DOUBLES

1.	Raef LaFrentz	56	1995-98
2.	Danny Manning	45	1985-88
	Dave Robisch	45	1969-71
4.	Drew Gooden	44	2000-02
5.	Wayne Simien	38	2002-05
6.	Cole Aldrich	37	2008-10
	Nick Collison	37	2000-03
8.	Thomas Robinson	32	2009-11
9.	Jalen Wilson	28	2020-23
10.	HUNTER DICKINSON	26	2024-PR.
11.	Udoka Azubuike	22	2017-20
	Dedric Lawson	22	2019
13.	Eric Chenowith	21	1998-2001

CONSECUTIVE GAMES STARTED

1.	Danny Manning	141	1985-88
2.	Raef LaFrentz	116	1995-98
3.	Frank Mason III	110	2014-17
	Aaron Miles	110	2002-05
5.	Wayne Selden Jr.	101	2014-16
6.	Jacque Vaughn	100	1994-97
7	Ochai Agbaji	98	2019-22
	Keith Langford	98	2002-05
	DAJUAN HARRIS JR.	98	2021-PR.
10.	Cedric Hunter	89	1984-87
11.	Jo Jo White	84	1966-69
12.	Devonte' Graham	82	2015-18
13.	Greg Dreiling	78	1984-86
14.	Kirk Hinrich	73	2000-03

SINGLE SEASON RECORDS - INDIVIDUAL

POINTS

1.	Danny Manning (1988)	942
2.	Clyde Lovellette (1952)	886
3.	Danny Manning (1987)	860
4.	Wilt Chamberlain (1957)	800
5.	Paul Pierce (1998)	777
6.	Frank Mason III (2017)	753
7.	Drew Gooden (2002)	734
8.	Ochai Agbaji (2022)	732
9.	Jalen Wilson (2023)	723
10.	Nick Collison (2003)	702

--

Hunter Dickinson (2025)..... 301

POINTS PER GAME

1.	Wilt Chamberlain (1958)	30.1
2.	Wilt Chamberlain (1957)	29.6
3.	Clyde Lovellette (1952)	28.6
4.	Dave Robisch (1970)	26.5
5.	Bud Stallworth (1972)	25.3
6.	Danny Manning (1988)	24.8
7.	Danny Manning (1987)	23.9
8.	Walter Wesley (1965)	23.5
9.	Clyde Lovellette (1951)	22.8
10.	Wayne Hightower (1960)	21.8

--

Hunter Dickinson (2025)..... 15.8

REBOUNDS

1.	Wilt Chamberlain (1957)	510
2.	Thomas Robinson (2012)	463
3.	Drew Gooden (2002)	423
4.	Clyde Lovellette (1952)	410
5.	Cole Aldrich (2009)	387
6.	Bill Bridges (1960)	385
7.	Nick Collison (2003)	380
8.	Dedric Lawson (2019)	371
9.	Wilt Chamberlain (1958)	367
10.	Hunter Dickinson (2024)	361
11.	Cole Aldrich (2010)	354

--

Hunter Dickinson (2025)..... 191

REBOUNDS PER GAME

1.	Wilt Chamberlain (1957)	18.9
2.	Wilt Chamberlain (1958)	17.5
3.	Bill Bridges (1961)	14.1
4.	Bill Bridges (1960)	13.8
5.	Bill Bridges (1959)	13.7
6.	Clyde Lovellette (1952)	13.2
7.	Dave Robisch (1970)	12.1
8.	Thomas Robinson (2012)	11.9
9.	Wayne Hightower (1961)	11.6

--

Hunter Dickinson (2025)..... 10.1

DOUBLE-DOUBLES

1.	Thomas Robinson (2012)	27
2.	Drew Gooden (2002)	25
3.	Dedric Lawson (2019)	22
4.	Cole Aldrich (2009)	21
	Raeef LaFrentz (1997)	21
6.	Raeef LaFrentz (1998)	19
	Dave Robisch (1970)	19
8.	Danny Manning (1987)	18
9.	Hunter Dickinson (2024)	17
	Dave Robisch (1971)	17
11.	Wayne Simien (2005)	16
	Nick Collison (2003)	16

--

Hunter Dickinson (2025)..... 9

ASSISTS

1.	Devonte' Graham (2018)	282
2.	Cedric Hunter (1986)	278
3.	Aaron Miles (2002)	252
4.	Ryan Robertson (1998)	248
5.	Aaron Miles (2003)	244
6.	Aaron Miles (2004)	242
7.	Jacque Vaughn (1995)	238
8.	Kirk Hinrich (2001)	229
9.	Dajuan Harris Jr. (2023)	224
10.	Jacque Vaughn (1996)	223
11.	Dajuan Harris Jr. (2024)	221

--

Dajuan Harris Jr. (2025)..... 110

STEALS

1.	Mario Chalmers (2008)	97
	Mario Chalmers (2007)	97
3.	Darnell Valentine (1981)	92
4.	Aaron Miles (2003)	91
	Darnell Valentine (1979)	91
6.	Mario Chalmers (2006)	89
7.	Alonzo Jamison (1992)	83
8.	3x (last, Alonzo Jamison, 1991)	80
9.	Dajuan Harris Jr. (2023)	78

--

Dajuan Harris Jr. (2025)..... 27

BLOCKED SHOTS

1.	Jeff Withey (2013)	146
2.	Jeff Withey (2012)	140
3.	Cole Aldrich (2010)	125
4.	Greg Ostertag (1994)	97
5.	Cole Aldrich (2009)	94
6.	Greg Ostertag (1995)	91
7.	Scot Pollard (1996)	84
8.	Nick Collison (2002)	83
9.	Udoka Azubuike (2020)	80
10.	Eric Chenoweth (1999)	78
11.	Nick Collison (2003)	74

--

Flory Bidunga (2025)..... 27

FIELD GOALS MADE

1.	Danny Manning (1988)	381
2.	Clyde Lovellette (1952)	352
3.	Danny Manning (1987)	347
4.	Paul Pierce (1998)	287
5.	Drew Gooden (2002)	285
6.	Nick Collison (2003)	281
7.	Danny Manning (1986)	279
8.	Bud Stallworth (1972)	277
9.	Wilt Chamberlain (1957)	275

--

Hunter Dickinson (2025)..... 127

FIELD GOALS ATTEMPTED

1.	Clyde Lovellette (1952)	742
2.	Danny Manning (1988)	653
3.	Bud Stallworth (1972)	620
4.	Wilt Chamberlain (1957)	588
5.	Jalen Wilson (2023)	575
6.	Drew Gooden (2002)	566
7.	Danny Manning (1987)	562
8.	Paul Pierce (1998)	559
9.	Clyde Lovellette (1951)	554
10.	Ochai Agbaji (2022)	542

--

Hunter Dickinson (2025)..... 238

FIELD GOAL PCT. (MIN 175 ATT.)

1.	Udoka Azubuike (2018)	77.0
2.	Udoka Azubuike (2020)	74.8
3.	Mark Randall (1989)	64.6
4.	Mark Randall (1991)	64.3
5.	Richard Scott (1992)	63.9
6.	Landen Lucas (2017)	63.1
7.	Darnell Jackson (2008)	62.6
8.	KJ Adams (2023)	62.2
9.	Sasha Kaun (2008)	61.9
10.	Danny Manning (1987)	61.7

--

Hunter Dickinson (2025)..... 53.4

FREE THROWS MADE

1.	Wilt Chamberlain (1957)	250
2.	Wayne Hightower (1960)	193
3.	Frank Mason III (2017)	189
	Dave Robisch (1970)	189
5.	Clyde Lovellette (1952)	182
6.	Wilt Chamberlain (1958)	177
7.	Andrew Wiggins (2014)	176
8.	Danny Manning (1988)	171
9.	Dedric Lawson (2019)	167
	Devonte' Graham (2018)	167
	Wayne Simien (2004)	167

--

Hunter Dickinson (2025)..... 41

FREE THROWS ATTEMPTED

1.	Wilt Chamberlain (1957)	399
2.	Wilt Chamberlain (1958)	292
3.	Wayne Hightower (1960)	285
4.	Walter Wesley (1966)	262

5.	Dave Robisch (1970)	254
6.	Clyde Lovellette (1952)	250
7.	Thomas Robinson (2012)	239
8.	Frank Mason III (2017)	238
9.	B. H. Born (1953)	234
10.	Danny Manning (1988)	233
	Dave Robisch (1971)	233

--

Hunter Dickinson (2025)..... 52

FREE THROW PCT. (MIN. 75 ATT.)

1.	Steve Woodberry (1993)	87.9
2.	Rex Walters (1993)	87.3
3.	Ryan Robertson (1999)	87.1
4.	Al Kelley (1954)	86.2
5.	Calvin Thompson (1984)	85.9
6.	Sherron Collins (2010)	85.5
7.	Grady Dick (2023)	85.4
8.	Ron Kellogg (1986)	84.3
	Kirk Hinrich (2003)	84.3

3-POINT FIELD GOALS MADE

1.	Svi Mykhailiuk (2018)	115
2.	Terry Brown (1991)	111
3.	Devonte' Graham (2018)	110
	Jeff Boschee (2002)	110
5.	Billy Thomas (1998)	105
6.	Ochai Agbaji (2022)	103
7.	Devonte' Graham (2017)	94
8.	Kirk Hinrich (2003)	89
	Terry Brown (1990)	89
10.	Malik Newman (2018)	85

--

Zeke Mayo (2025)..... 41

3-POINT FIELD GOALS ATTEMPTED

1.	Terry Brown (1991)	277
2.	Devonte' Graham (2018)	271
3.	Billy Thomas (1998)	262
4.	Svi Mykhailiuk (2018)	259
5.	Ochai Agbaji (2022)	252
6.	Devonte' Graham (2017)	242
7.	Jeff Boschee (2002)	237
8.	Jeff Boschee (1999)	222
9.	Kirk Hinrich (2003)	219
10.	Terry Brown (1990)	208
	Jalen Wilson (2023)	208

--

Zeke Mayo (2025)..... 114

3-PT FIELD GOAL PCT. (MIN. 80 ATT.)

1.	Kirk Hinrich (2001)	50.5
2.	Aaron Miles (2005)	50.0
3.	Jeff Guelddner (1990)	48.6
4.	Kirk Hinrich (2002)	47.8
5.	Tyrel Reed (2010)	47.3
6.	Brandon Rush (2006)	47.2
7.	Frank Mason III (2017)	47.1
8.	Mario Chalmers (2008)	46.8
9.	Jeff Boschee (2002)	46.4

--

Zeke Mayo (2025)..... 36.0

MINUTES PLAYED

1.	Devonte' Graham (2018)	1,435
2.	Ochai Agbaji (2022)	1,368
3.	Danny Manning (1988)	1,336
4.	Tyshawn Taylor (2012)	1,303
5.	Frank Mason III (2017)	1,301
6.	Jalen Wilson (2023)	1,273
7.	Frank Mason III (2016)	1,272
8.	Devonte' Graham (2017)	1,269
9.	Danny Manning (1986)	1,256
10.	Elijah Johnson (2012)	1,254

--

Dajuan Harris Jr. (2025)..... 605

MINUTES PER GAME

1.	Tony Guy (1982)	39.4
2.	David Magley (1982)	39.0
3.	Clinton Johnson (1976)	38.2
4.	Wilmore Fowler (1979)	37.9
5.	Devonte' Graham (2018)	37.8
6.	Darnell Valentine (1981)	37.1
7.	John Douglas (1977)	36.4
8.	Carl Henry (1983)	36.2
	Tony Guy (1981)	36.2
10.	Frank Mason III (2017)	36.1

--

Dajuan Harris Jr. (2025)..... 31.8

SINGLE-SEASON
TEAM RECORDS

POINTS PER GAME

	YEAR	PTS	GMS	AVG
1.	1989-90	3223	35	92.1
2.	2001-02	3365	37	90.9
3.	1988-89	2758	31	89.0
4.	1996-97	3058	36	84.9
5.	1997-98	3300	39	84.6

--

2024-25..... 1460..... 19..... 76.8

FIELD GOAL PCT.

	YEAR	FGs	FGAs	FG%
1.	1985-86	1260 . . .	2266 . . .	55.6
2.	1984-95	1019 . . .	1898 . . .	53.7
3.	1989-90	1204 . . .	2258 . . .	53.3
4.	1988-89	1024 . . .	1925 . . .	53.2

--

2024-25..... 571..... 1188..... 48.1

3-POINT FIELD GOALS MADE

	YEAR	3FGs
1.	2017-18	391
2.	2016-17	318
3.	2015-16	304
4.	2021-22	286
5.	2010-11	271
	2007-08	271

--

2024-25..... 130

3-POINT FIELD GOAL ATTEMPTS

	YEAR	3FGAs
1.	2017-18	974
2.	2016-17	787
3.	2021-22	792
4.	2018-19	743
5.	2015-16	728
6.	2022-23	724
7.	2010-11	710

--

2024-25..... 388

3-POINT FIELD GOAL PCT.

	YEAR	3FGs	3FGAs	3FG%
1.	1989-90	230	531	43.3
2.	2015-16	304	728	41.8
	2001-02	224	536	41.8
4.	1988-89	143	344	41.6
5.	1992-93	215	527	40.8

--

2024-25..... 130..... 388..... 33.5

ASSISTS PER GAME

	YEAR	AST	GMS	AVG
1.	1989-90	763	35	21.8
2.	1985-86	814	39	20.9
3.	2001-02	767	37	20.7
4.	1988-89	620	31	20.0
5.	2000-01	641	33	19.4
	1984-85	660	34	19.4

--

2024-25..... 347..... 19..... 18.3

STEALS PER GAME

	YEAR	STL	GMS	AVG
1.	2002-03	373	38	9.8
2.	2005-06	323	33	9.8
3.	1996-97	351	36	9.8
4.	2001-02	357	37	9.7
5.	1990-91	325	35	9.3

--

2024-25..... 124..... 19..... 6.5

OPPONENT FIELD GOAL PCT.

(since 1985-86 [shot clock era])

	YEAR	OPP. FG%
1.	2012-13	36.1
2.	2005-06	37.0
3.	2006-07	37.6
4.	2019-20	37.7

--

2024-25..... 38.2

OPPONENT 3-POINT FG PCT.

	YEAR	OPP. 3FG%
1.	2021-22	29.8
2.	2010-11	29.8
3.	2012-13	30.3
4.	2019-20	30.5
	1998-99	30.5
	1991-92	30.5

--

2024-25..... 28.8

FRESHMAN RECORDS

POINTS SCORED

1. Andrew Wiggins (2014)	597
2. Ben McLemore (2013)	589
3. Josh Jackson (2017)	572
4. Gradey Dick (2023)	507
5. Danny Manning (1985)	496
6. Xavier Henry (2010)	483
7. Brandon Rush (2006)	444
8. Devon Dotson (2019)	442
9. Kerry Boagni (1983)	408
10. Paul Pierce (1996)	404
11. Darnell Valentine (1978)	392
12. Mario Chalmers (2006)	379
13. J.R. Giddens (2004)	374
14. Darrell Arthur (2007)	361
15. Jeff Boschee (1999)	361
16. Nick Collison (2000)	357
17. Sherron Collins (2007)	354

SCORING AVERAGE

1. Andrew Wiggins (2014)	17.1
2. Josh Jackson (2017)	16.3
3. Ben McLemore (2013)	15.9
4. Danny Manning (1985)	14.6
5. Gradey Dick (2023)	14.1
6. Kerry Boagni (1983)	14.1
7. Brandon Rush (2006)	13.5
8. Darnell Valentine (1978)	13.5
9. Xavier Henry (2010)	13.4
10. Devon Dotson (2019)	12.3
11. Paul Pierce (1996)	11.9

REBOUNDS

1. Josh Jackson (2017)	258
2. Danny Manning (1985)	258
3. Drew Gooden (2000)	248
4. Nick Collison (2000)	234
5. Raef LaFrentz (1995)	231
6. Jalen Wilson (2021)	230
7. Joel Embiid (2014)	227
8. Norm Cook (1974)	196
9. Brandon Rush (2006)	195
10. Ben McLemore (2013)	192
11. Eric Chenowith (1998)	191

REBOUND AVERAGE

1. Joel Embiid (2014)	8.1
2. Jalen Wilson (2021)	7.9
3. Danny Manning (1985)	7.6
4. Drew Gooden (2000)	7.5
5. Raef LaFrentz (1995)	7.5
6. Josh Jackson (2017)	7.4
7. Nick Collison (2000)	6.9
8. Norm Cook (1974)	6.5
9. Paul Mokeski (1976)	6.4
10. Brandon Rush (2006)	5.9
11. FLORY BIDUNGA (2025)	5.6
12. Cliff Alexander (2015)	5.3
Wayne Simien (2002)	5.3
Paul Pierce (1996)	5.3

ASSISTS

1. Aaron Miles (2002)	252
2. Jacque Vaughn (1994)	181
3. Mark Turgeon (1984)	138
4. Darnell Valentine (1978)	130
5. Devon Dotson (2019)	127
Mario Chalmers (2006)	127
7. Kirk Hinrich (2000)	123
8. Jeff Boschee (1999)	121
9. Sherron Collins (2007)	112
10. Adonis Jordan (1990)	109

BLOCKED SHOTS

1. Joel Embiid (2014)	72
2. Eric Chenowith (1998)	62
3. Darrell Arthur (2007)	54
4. David Padgett (2004)	43
5. Julian Wright (2006)	42
6. Josh Jackson (2017)	37
Cliff Alexander (2015)	37
8. Cole Aldrich (2008)	34
Greg Ostertag (1992)	34
Danny Manning (1985)	34

STEALS

1. Mario Chalmers (2006)	89
2. Darnell Valentine (1978)	80
3. Aaron Miles (2002)	60
4. Josh Jackson (2017)	59
5. Danny Manning (1985)	58
6. Xavier Henry (2010)	54
7. Gradey Dick (2023)	52
8. Devon Dotson (2019)	49
9. Paul Pierce (1996)	44

FIELD GOALS

1. Josh Jackson (2017)	220
2. Danny Manning (1985)	209
3. Ben McLemore (2013)	198
4. Andrew Wiggins (2014)	189
5. Gradey Dick (2023)	174
6. Kerry Boagni (1983)	171
7. Brandon Rush (2006)	170
8. Xavier Henry (2010)	162
9. Darrell Arthur (2007)	149
10. Devon Dotson (2019)	147

FIELD GOAL ATTEMPTS

1. Josh Jackson (2017)	429
2. Andrew Wiggins (2014)	422
3. Ben McLemore (2013)	400
4. Gradey Dick (2023)	394
5. Danny Manning (1985)	369
6. Brandon Rush (2006)	359
7. Xavier Henry (2010)	354
Kerry Boagni (1983)	354
9. Paul Pierce (1996)	341
10. Jeff Boschee (1999)	322
11. Ricky Ross (1980)	320

FIELD GOAL PERCENTAGE

1. FLORY BIDUNGA (2025)	78.7
2. Joel Embiid (2014)	62.6
3. David McCormack (2019)	62.5
4. Jeff Guelndner (1987)	59.5
5. Cheick Diallo (2016)	56.9
Travis Releford (2009)	56.9
7. Cliff Alexander (2015)	56.6
Danny Manning (1985)	56.6
9. Julian Wright (2006)	56.4
10. Richard Scott (1991)	56.3
11. Carlton Bragg Jr. (2016)	56.1

FREE THROWS

1. Andrew Wiggins (2014)	176
2. Ben McLemore (2013)	120
3. Devon Dotson (2019)	115
4. Josh Jackson (2017)	98
Joel Embiid (2014)	98
6. Xavier Henry (2010)	90
7. Mario Chalmers (2006)	89
8. Paul Pierce (1996)	83
9. Kelly Oubre Jr. (2015)	79
Keith Langford (2002)	79

FREE THROW ATTEMPTS

1. Andrew Wiggins (2014)	227
2. Josh Jackson (2017)	173
3. Devon Dotson (2019)	147
4. Joel Embiid (2014)	143
Darnell Valentine (1978)	143
6. Ben McLemore (2013)	138
7. Paul Pierce (1996)	137
8. Jalen Wilson (2021)	119
9. Xavier Henry (2010)	115
10. Mario Chalmers (2006)	113
Keith Langford (2002)	113

FREE THROW PERCENTAGE

1. Ben McLemore (2013)	87.0
2. Gradey Dick (2023)	85.4
3. Greg Gurley (1992)	80.0
4. Aaron Miles (2002)	79.3
5. Calvin Thompson (1983)	78.9
6. Mario Chalmers (2006)	78.8
7. Steve Woodberry (1991)	78.4
8. Xavier Henry (2010)	78.3
9. Devon Dotson (2019)	78.2
10. Andrew Wiggins (2014)	77.5
11. Ryan Robertson (1996)	77.0
12. Johnny Furphy (2024)	76.5

3-POINT FIELD GOALS

1. Gradey Dick (2023)	83
2. Jeff Boschee (1999)	79
3. J.R. Giddens (2004)	74
4. Ben McLemore (2013)	73
5. Xavier Henry (2010)	69
6. Quentin Grimes (2019)	54
7. Brandon Rush (2006)	50
8. Billy Thomas (1995)	49
9. Mario Chalmers (2006)	48
10. Sherron Collins (2007)	47
11. Johnny Furphy (2024)	44
12. Andrew Wiggins (2014)	43

3-FIELD GOALS ATTEMPTED

1. Jeff Boschee (1999)	222
2. Gradey Dick (2023)	206
3. J.R. Giddens (2004)	182
4. Ben McLemore (2013)	174
5. Xavier Henry (2010)	165
6. Quentin Grimes (2019)	159
7. Wayne Selden Jr. (2014)	128
Mario Chalmers (2006)	128
9. Andrew Wiggins (2014)	126
Billy Thomas (1995)	126
11. Johnny Furphy (2024)	125
12. Jalen Wilson (2021)	120
13. Sherron Collins (2007)	116

3-PT FIELD GOAL PERCENTAGE

1. Jeff Guelndner (1987)	57.1
2. Brandon Rush (2006)	47.2
3. Steve Woodberry (1991)	45.5
4. Ryan Robertson (1996)	45.2
5. Christian Braun (2020)	44.4
6. Ben McLemore (2013)	42.0
7. Xavier Henry (2010)	41.8
8. Patrick Richey (1991)	41.5
9. Kevin Pritchard (1987)	40.9

MINUTES PLAYED

1. Ben McLemore (2013)	1,191
2. Gradey Dick (2023)	1,175
3. Devon Dotson (2019)	1,168
4. Andrew Wiggins (2014)	1,148

5. Danny Manning (1985)	1,120
6. Josh Jackson (2017)	1,077
7. Brandon Rush (2006)	1,047
8. Wayne Selden Jr. (2014)	1,022
9. Aaron Miles (2002)	1,017
10. Xavier Henry (2010)	990

GAMES PLAYED

1. Marcus Garrett (2018)	39
Eric Chenowith (1998)	39
Kenny Gregory (1998)	39
4. Sherron Collins (2007)	38
5. Ben McLemore (2013)	37
Perry Ellis (2013)	37
Keith Langford (2002)	37
Aaron Miles (2002)	37
9. Gradey Dick (2023)	36
Devon Dotson (2019)	36
Quentin Grimes (2019)	36
Kelly Oubre Jr. (2015)	36
Xavier Henry (2010)	36
Darrell Arthur (2007)	36
Kevin Pritchard (1987)	36

GAMES STARTED

1. Ben McLemore (2013)	37
2. Wayne Selden Jr. (2014)	35
Andrew Wiggins (2014)	35
4. Gradey Dick (2023)	36
Devon Dotson (2019)	36
Quentin Grimes (2019)	36
Xavier Henry (2010)	36
Aaron Miles (2002)	36
9. Josh Jackson (2017)	35
Jacque Vaughn (1994)	35
11. Tyshawn Taylor (2009)	33
Brandon Rush (2006)	33
Nick Collison (2000)	33
Paul Pierce (1996)	33
Danny Manning (1985)	33

THE LAST TIME...

A TEAM SCORED 100+ POINTS IN A GAME		
KU	102 (W, 102-83)	vs. Kansas State, 2-22-22
Opp.	102 (L, 90-102)	by Gonzaga, 11-26-20
A TEAM SCORED 50 OR FEWER POINTS IN A GAME		
KU	46 (L, 46-76)	at Houston, 3-9-24
Opp.	40 (W, 54-40)	by Cincinnati, 1-11-25
A TEAM SCORED 90+ POINTS IN ALLEN FIELDHOUSE		
KU	92 (W, 92-89)	vs. North Carolina, 11-8-24
Opp.	92 (L, 86-92 2OT)	by Houston, 1-25-25
A TEAM SCORED 60 OR FEWER POINTS IN ALLEN FIELDHOUSE		
KU	60 (L, 60-83)	vs. TCU, 1-21-23
Opp.	55 (W, 74-55)	by Arizona State, 1-8-25
A TEAM SCORED 90 POINTS IN A LOSS		
KU	90 (90-102)	vs. Gonzaga, 11-26-20
Opp.	91 (W, 94-91 2OT)	by Texas Tech, 1-24-22
A TEAM SCORED 60 OR FEWER POINTS IN A VICTORY		
KU	54 (W, 54-40)	at Cincinnati, 1-11-25
Opp.	56 (L, 55-56)	by Villanova, 11-21-19
A TEAM HAD 5+ PLAYERS SCORE IN DOUBLE FIGURES		
KU	Dickinson (16), Mayo (13), AJ Storr (12), Shakeel Moore (11), Flory Bidunga (10) at TCU, 1-22-25	
Opp.	Trimble (19), Davis (16), Cadeua (12), Withers (11), Jackson (10), Lubin (10) by North Carolina, 11-8-24	
A TEAM WON A GAME BY 25+ POINTS		
KU	+51 (99-48)	at UCF, 1-5-25
Opp.	+30 (46-76)	by Houston, 3-9-24
A TEAM WON A GAME BY 50+ POINTS		
KU	+51 (99-48)	at UCF, 1-5-25
Opp.		Never
A TEAM WON AN OVERTIME GAME (SINGLE-OVERTIME)		
KU	69-68	vs. Wisconsin, 11-24-22
Opp.	75-70	by Kansas State, 2-5-24
A TEAM WON A DOUBLE-OVERTIME GAME		
KU	94-91	vs. Texas Tech, 1-24-22
Opp.	92-86	by Houston, 1-25-25
A TEAM WON A TRIPLE-OVERTIME GAME		
KU	109-106	vs. Oklahoma, 1-4-16
Opp.	76-73	by Oklahoma State, 2-4-81
A TEAM SHOT 60% FG IN A GAME		
KU	60.9% (39-64)	vs. Furman, 11-30-24
Opp.	60.3% (35-58)	by Gonzaga, 3-23-24
A TEAM SHOT 30% OR WORSE FG IN A GAME		
KU	29.0% (18-62)	vs. USC, 3-22-21
Opp.	20.6% (14-68)	by UCF, 1-5-25
A TEAM MADE 12+ 3-POINT FG IN A GAME		
KU	13	vs. North Carolina Central, 11-6-23
Opp.	12	by Creighton, 12-4-24
A TEAM DID NOT MAKE A 3-POINT FG IN A GAME		
KU	0-8	vs. TCU, 3-12-15
Opp.	0-9	by Stanford, 3-23-14
A TEAM SHOT 60% 3-POINT FG IN A GAME (min. 10)		
KU	62.5% (15-24)	vs. Kansas State, 2-22-22
Opp.	61.5% (8-13)	by Iowa State, 1-15-25
A TEAM MADE 30+ FREE THROWS IN A GAME		
KU	31	vs. Oklahoma, 1-10-23
Opp.	30	by Stanford, 12-3-16
A TEAM MADE 5 OR FEWER FREE THROWS IN A GAME		
KU	4	at Iowa State, 1-15-25
Opp.	1	by Cincinnati, 1-11-25

A TEAM ATTEMPTED 40+ FREE THROWS IN A GAME		
KU	44	vs. West Virginia, 2-13-17
Opp.	47	by West Virginia, 1-12-16
A TEAM SHOT 90% OR BETTER FREE THROWS IN A GAME		
KU	100 (13-13)	vs. Arizona State, 1-8-25
Opp.	90.3 (28-31)	by North Carolina, 11-8-24
A TEAM SHOT 40% OR WORSE FREE THROWS IN A GAME		
KU	36.4% (4-11)	at Iowa State, 1-15-25
Opp.	25.0% (3-12)	by Oakland, 11-16-24
A TEAM HAD 25+ OFFENSIVE REBOUNDS IN A GAME		
KU	28	vs. Fort Hays State, 12-10-03
Opp.	26	by Baylor, 1-12-19
A TEAM HAD 5 OR FEWER OFFENSIVE REBOUNDS IN A GAME		
KU	5	vs. Howard, 11-4-24
Opp.	5	by Duke, 11-26-24
A TEAM HAD 30+ DEFENSIVE REBOUNDS IN A GAME		
KU	34	vs. Houston, 1-25-25
Opp.	31	by Houston, 1-25-25
A TEAM HAD 40+ DEFENSIVE REBOUNDS IN A GAME		
KU	41	UCF, 1-5-25
Opp.	41	by Oklahoma, 1-4-16
A TEAM HAD 50+ TOTAL REBOUNDS IN A GAME		
KU	63	at UCF, 1-5-25
Opp.	55	by North Carolina, 4-4-22
A TEAM HAD 60+ TOTAL REBOUNDS IN A GAME		
KU	63	at UCF, 1-5-25
Opp.		Never
A TEAM HAD 25 OR FEWER TOTAL REBOUNDS IN A GAME		
KU	23	at Baylor, 3-2-24
Opp.	25	by Kansas State, 1-18-25
A TEAM OUT-REBOUNDED ITS OPPONENT BY 15+		
KU	+16 (42-26)	vs. Furman, 11-30-24
Opp.	+16 (26-42)	by Texas Tech, 2-12-24
A TEAM OUT-REBOUNDED ITS OPPONENT BY 20+		
KU	+31 (63-32)	at UCF, 1-5-25
Opp.	+20 (55-35)	by North Carolina, 4-4-22
A TEAM OUT-REBOUNDED ITS OPPONENT BY 30+		
KU	+31 (63-32)	at UCF, 1-5-25
Opp.		Never
3+ PLAYERS WITH 10+ REBOUNDS IN A GAME		
KU	J. Wilson (13), C. Braun (11), D. McCormack (10)	vs. Texas, 3-5-22
Opp.	A. Bacot (15), B. Manek (13), R.J. Davis (12)	of North Carolina, 4-4-22
2 PLAYERS WITH A DOUBLE-DOUBLE IN SAME GAME		
KU	H. Dickinson (24p, 14r), K. Adams (15p, 10r)	vs. Oklahoma, 1-13-24
Opp.	B. Manek (13p, 13r), A. Bacot (15p, 15r), R.J. Davis (15p, 12r)	of North Carolina, 4-4-22
3 PLAYERS WITH A DOUBLE-DOUBLE IN SAME GAME		
KU	J. Wilson (17p,13r), D. McCormack (22p, 10r), C. Braun (13p, 11r)	vs. Texas, 3-5-22
Opp.	B. Manek (13p, 13r), A. Bacot (15p, 15r), R.J. Davis (15p, 12r)	of North Carolina, 4-4-22
A PLAYER WITH A TRIPLE-DOUBLE IN A GAME		
KU	Kevin McCullar Jr. (22 pts, 11 reb, 10 ast)	vs. Chaminade, 11-20-23
Opp.	Denzel Valentine (29 pts, 12 reb, 12 ast)	of Michigan State, 11-17-15
A TEAM HAD 25+ ASSISTS IN A GAME		
KU	30	at UCF, 1-5-25
Opp.	26	by Oklahoma, 1-10-94
A TEAM HAD 7 OR FEWER ASSISTS IN A GAME		
KU	7	vs. Providence, 3-25-22
Opp.	4	by UNCW, 11-19-24

THE LAST TIME...

A TEAM HAD 15+ STEALS IN A GAME		
KU	17	vs. Baylor, 2-10-24
Opp.	16	by TCU, 1-6-24
A TEAM DID NOT HAVE A STEAL IN A GAME		
KU		vs. Syracuse, 3-18-01
Opp.		by Oklahoma, 1-13-24
A TEAM HAD 10+ BLOCKED SHOTS IN A GAME		
KU	10	at Iowa State, 1-15-25
Opp.	12	by Kentucky, 12-1-20
A TEAM DID NOT BLOCK A SHOT IN A GAME		
KU		vs. Houston, 1-25-25
Opp.		by Oakland, 11-16-24
A TEAM COMMITTED 30+ FOULS IN A GAME		
KU	32	vs. Indiana, 11-11-16
Opp.	31	by West Virginia, 2-13-17
A TEAM COMMITTED 10 OR FEWER FOULS IN A GAME		
KU	6	at Cincinnati, 1-11-25
Opp.	6	by Cincinnati, 1-11-25
A TEAM HAD TWO PLAYERS DISQUALIFIED (FOUL OUT)		
KU	KJ Adams / Hunter Dickinson	at Kansas State, 2-5-24
Opp.	Jermaine Hamlin / Rodolfo Rufino Bolis	of Eastern Illinois, 11-28-23
A TEAM HAD THREE PLAYERS DISQUALIFIED (FOUL OUT)		
KU	KJ Adams / Gradey Dick / Kevin McCullar	at Kansas State, 1-17-23
Opp.	Poythress / Willis / Lee / Labissiere	of Kentucky, 1-30-16
A TEAM HAD FOUR PLAYERS DISQUALIFIED (FOUL OUT)		
KU	Frank Mason III / Devonte' Graham / Carlton Bragg Jr. / Landen Lucas	vs. Indiana, 11-11-16
Opp.		Never
A TEAM SCORED 50+ POINTS IN A HALF		
KU	55, 2nd half	at UCF, 1-5-25
Opp.	51, 2nd half	by North Carolina, 11-8-24
A TEAM SCORED 60+ POINTS IN A HALF		
KU	66, 1st half	vs. Texas Southern, 11-21-17
Opp.	60, 2nd half	by Texas Tech, 2-13-99
A TEAM HAD 20 OR FEWER POINTS IN A HALF		
KU	20, 1st half	vs. West Virginia, 12-31-24
Opp.	15, 2nd half	by Cincinnati, 1-11-25
A TEAM SHOT 70% OR BETTER FG IN A HALF		
KU	70.0 (14-20), 2nd half	vs. Houston, 2-3-24
Opp.	75.0, 1st half	by Baylor, 1-25-93
A TEAM SHOT 20% OR WORSE FG IN A HALF		
KU	13.6%, 1st half	at TCU, 2-6-13
Opp.	18.2%, 2nd half	by Oklahoma, 2-17-24
A TEAM MADE 9+ 3-POINTERS IN A HALF		
KU	9, 1st half	vs. North Carolina Central, 11-6-23
Opp.	10, 2nd half	by Samford, 3-21-24
A TEAM MADE DID NOT MAKE A 3-POINTER IN A HALF		
KU	0-12, 2nd half	at Cincinnati, 1-11-25
Opp.	0-6, 1st half	by Kentucky, 1-28-23
A TEAM DID NOT MAKE A FREE THROW IN A HALF		
KU	1st half (0-1)	vs. Creighton, 12-4-24
Opp.	1st half (0-0)	by Manhattan College, 11-10-23
A TEAM DID NOT ATTEMPT A FREE THROW IN A HALF		
KU	1st half	vs. Howard, 11-4-24
Opp.	1st half	by Cincinnati, 1-11-25
A TEAM HAD 30+ REBOUNDS IN A HALF		
KU	34, 2nd half	at UCF, 1-5-25
Opp.	31, 2nd half	by Baylor, 1-12-19

A TEAM HAD 15+ ASSISTS IN A HALF		
KU	18, 2nd half	at UCF, 1-5-25
Opp.	15, 1st half	by North Carolina, 3-25-12
A TEAM DID NOT HAVE A TURNOVER IN A HALF		
KU	1st half	vs. Texas, 1-14-19
Opp.	2nd half	vs. Kansas State, 1-13-18
A TEAM HAD 10+ STEALS IN A HALF		
KU	10, 1st half	vs. Texas, 1-21-17
Opp.	10, 1st half	by Missouri, 12-8-24
A TEAM HAD 7+ BLOCKED SHOTS IN A HALF		
KU	7, 2nd half	at UCF, 1-5-25
Opp.	7, 1st half	by Kentucky, 12-1-20
A PLAYER SCORED 30+ POINTS IN A GAME		
KU	30 by Hunter Dickinson	vs. TCU, 1-6-24
Opp.	30 by Darrion Williams	of Texas Tech, 2-12-24
A PLAYER SCORED 40+ POINTS IN A GAME		
KU	41 by Andrew Wiggins	at West Virginia, 3-8-14
Opp.	46 by Buddy Hield	of Oklahoma, 1-4-16
A PLAYER SHOT 80% OR BETTER FG IN A GAME (MIN. 10 ATT.)		
KU	83.3 (10-12) by KJ Adams	vs. Furman, 11-30-24
Opp.	100.0 (12-12) by Darrion Williams	of Texas Tech, 2-12-24
A PLAYER MADE 7+ 3-POINTERS IN A GAME		
KU	7 by Ochai Agbaji	vs. Texas Tech, 1-24-22
Opp.	7 by Bryce Thompson	of Oklahoma State, 12-31-22
A PLAYER SHOT 100% 3-POINT FG (MIN. 5 ATT.)		
KU	5-5 by Dajuan Harris Jr.	at Texas Tech, 1-3-23
Opp.	5-5 by Marial Shayok	of Iowa State, 1-5-19
A PLAYER MADE 12+ FREE THROWS IN A GAME		
KU	13 (13-13) by Zeke Mayo	vs. West Virginia, 12-31-24
Opp.	19 (19-22) by Reid Travis	of Stanford, 12-3-16
A PLAYER SHOT 100% FREE THROWS IN A GAME (MIN. 10 ATT.)		
KU	13-13 by Zeke Mayo	vs. West Virginia, 12-31-24
Opp.	10-10 by Seth Trimble	of North Carolina, 11-8-24
A PLAYER HAD 8+ OFFENSIVE REBOUNDS IN A GAME		
KU	8 by Hunter Dickinson	at Missouri, 12-8-24
Opp.	8 by Oscar Tschiebwe	of West Virginia, 1-4-20
A PLAYER HAD 12+ DEFENSIVE REBOUNDS IN A GAME		
KU	12 by Hunter Dickinson	vs. NC State, 12-14-24
Opp.	12 by Joshua Jefferson	of Iowa State, 1-15-25
A PLAYER HAD 15+ TOTAL REBOUNDS IN A GAME		
KU	15 by Hunter Dickinson	vs. UNCW, 11-19-24
Opp.	15 by Kel'el Ware	of Indiana, 12-16-23
A PLAYER HAD 10+ ASSISTS IN A GAME		
KU	12 by Dajuan Harris Jr.	vs. Houston, 1-25-25
Opp.	10 by Coleman Hawkins	of Kansas State, 1-18-25
A PLAYER HAD 7+ TURNOVERS IN A GAME		
KU	7 by Hunter Dickinson	at Missouri, 12-8-24
Opp.	7 by Darius Johnson	of UCF, 1-10-24
A PLAYER HAD 7+ BLOCKED SHOTS IN A GAME		
KU	7 by Udoka Azubuike	vs. Baylor, 1-11-20
Opp.	9 by Trayce Jackson-Davis	of Indiana, 12-17-22
A PLAYER HAD 7+ STEALS IN A GAME		
KU	7 by Xavier Henry	vs. Baylor, 1-20-10
Opp.	7 by Terry Black	of Baylor, 2-26-00
A PLAYER PLAYED ALL 40 MINUTES IN REGULATION		
KU	Dajuan Harris Jr. and KJ Adams	vs. Oklahoma, 1-13-24
Opp.	Coleman Hawkins	of Kansas State, 1-18-25



0

SHAKEEL MOORE

Graduate • G • 6-1 • 190 • Greensboro, N.C. • Moravian Prep/N.C. State/Miss. State • Twitter: @TheShakeelMoore • IG: @shakeelmoore

2024-25 SEASON STATS

PPG	RPG	APG	FG%	3FG%	FT%
4.9	2.0	1.4	47.8	37.5	75.0
CAREER					
8.1	2.6	2.0	42.7	31.5	71.0

CAREER HIGHS

Points	22	at South Carolina (1.31.23)
Field Goals	9	vs. South Carolina (2.28.23)
Rebounds	10	at Clemson (1.5.21)
Assists	7	vs. Ole Miss (1.22.22)
Blocks	3	vs. Lamar University (12.2.21)
Steals	5	2x, last vs. South Dakota (11.17.22)
Minutes	38	2x, last vs. Florida (3.9.23)

NOTES

Has started the last seven games for Kansas ... Made his Jayhawk debut against Oakland (11.16), scoring 2 points in 5 minutes ... Made his first start as a Jayhawk, recording then season highs in minutes played (20), points (6), rebounds (3), assists (6) and went 2-for-2 from 3PT at UCF (1.5) ... Scored 8 points and picked two steals against Arizona State (1.8) ... Pulled down a season-high 4 boards and scored 8 points in 27 minutes at Cincinnati (1.11) ... Played a season-high 31 minutes and scored 6 points against Kansas State (1.18) ... Scored a season-high 11 points on 3-of-4 shooting from 3PT at TCU (1.22) ... Scored 7 points against Houston (1.25).



1

HUNTER DICKINSON

Graduate • C • 7-2 • 260 • Alexandria, Va. • DeMatha Catholic HS/Michigan • Twitter: @H_Dickinson • IG: @hunter.dickinson1

2024-25 SEASON STATS

PPG	RPG	APG	FG%	3FG%	FT%
15.8	10.1	2.4	53.4	22.2	78.8
CAREER					
17.2	9.2	1.8	56.0	34.1	73.0

CAREER HIGHS

Points	33	vs. Michigan State (3.1.22)
Field Goals	15	vs. Chaminade (11.20.23)
Rebounds	21	vs. Kentucky (11.14.23)
Assists	8	vs. NC State (12.14.24)
Blocks	5	4x, last vs. Kansas State (3.5.24)
Steals	3	6x, last vs. Arizona State (1.8.25)
Minutes	46	vs. Illinois (3.2.23)

NOTES

Is second in the nation in career points among active DI players at 2,509 ... Wooden Award Midseason Top 25 ... Has 9 double-doubles in 2024-25 ... 3x Big 12 Player of the Week ... Recorded a 28-point, 12-rebound double-double vs. Michigan State (11.12) ... Scored 19 points, pulled down 14 boards and blocked 4 shots at Missouri (12.8) ... First DI player since at least 1996-97 to record a 21-point, 14-rebound, 8-assist and 0-turnover stat line in a game vs. NC State (12.14) ... Scored a game-high 27 points and pulled down 9 rebounds, including 3 blocked shots at UCF (1.5) ... Had 15 points, 12 rebounds, 3 blocks and 3 steals vs. Arizona State (1.8) ... Recorded a 14-point, 12-rebound double-double in win at Cincinnati (1.11) ... Scored a game-high 25 points and pulled down 8 rebounds vs. Kansas State (1.18) ... Scored 16 points, had 9 rebounds and 4 assists at TCU (1.22).



2

AJ STORR

Junior • G • 6-7 • 205 • Rockford, Ill. • IMG Academy/St. John's/Wisconsin • Twitter: @storr_aj • IG: @theajstorr_

2024-25 SEASON STATS

PPG	RPG	APG	FG%	3FG%	FT%
6.6	2.1	1.0	40.0	26.7	60.9
CAREER					
11.6	2.8	0.9	42.9	33.9	77.7

CAREER HIGHS

Points	30	vs. Northwestern (3.15.24)
Field Goals	11	at Nebraska (2.1.24)
Rebounds	12	2x, last vs. Ohio State (2.13.24)
Assists	5	vs. Georgetown (1.29.23)
Blocks	2	vs. Seton Hall (2.1.23)
Steals	4	vs. Georgetown (1.29.23)
Minutes	41	at DePaul (2.14.23)

NOTES

Wooden Award Preseason Top 50 Watch List ... Naismith Trophy Player of the Year Watch List ... Julius Erving Award Watch List (1 of 20) ... Started his first game as a Jayhawk against Duke, scoring 11 points and going 2-for-2 (100%) from 3PT (11.26) ... Has scored 10+ points in six games this season ... Averages 17.8 minutes per game ... Scored 12 points and pulled down 3 boards at Creighton (12.4) ... Scored 9 points and pulled down a season-high 5 rebounds against Brown (12.22) ... Scored 11 points and pulled down a season-high tying 5 boards at UCF (1.5) ... Scored his 1,000th career point against Iowa State (1.15) ... Scored 12 points and recorded season-highs in rebounds (6) and steals (3) at TCU (1.22).



3

DAJUAN HARRIS JR.

Graduate • G • 6-2 • 170 • Columbia, Mo. • Rock Bridge HS • Twitter: @DajuanH10 • IG: @dajuanharris

2024-25 SEASON STATS

PPG	RPG	APG	FG%	3FG%	FT%
9.6	2.8	5.8	44.1	33.3	67.7
CAREER					
6.8	1.9	4.9	44.5	37.9	71.9

CAREER HIGHS

Points	23	vs. Kentucky (11.14.23)
Field Goals	8	vs. Texas (2.6.23)
Rebounds	6	3x, last at Cincinnati (1.11.25)
Assists	12	vs. Houston (1.25.25)
Blocks	4	vs. Texas (3.5.22)
Steals	6	vs. West Virginia (2.25.23)
Minutes	45	vs. Houston (1.25.25)

NOTES

Is third on the Kansas all-time assists list with 786 ... Has started in 98 consecutive games, which ranks No. 7 in KU history ... Is sixth on the KU all-time steals list with 242 and No. 2 on all-time minutes played at 4,688 ... Naismith Trophy Player of the Year Watch List ... Bob Cousy Award Watch List (1 of 20) ... Scored a season-high 17 points against UNCW (11.19) ... Scored 13 points and dished out 5 assists at Missouri (12.8) ... Scored 15 points in win over NC State (12.14) ... Tied his career high in rebounds with 6 and added 11 points at UCF (1.5) ... Pulled down a career-high tying 6 rebounds at Cincinnati (1.11) ... Scored 15 points and logged 5 rebounds, 5 assists and a season-high 2 blocks vs. Kansas State (1.18) ... Dished out a career-high 12 assists in a career-high 45 minutes against Houston (1.25).



4

RAKEASE PASSMORE

Freshman • G • 6-5 • 185 • Palatka, Fla. • Combine Academy (N.C.) • Twitter: @rakease • IG: @nba.kease

2024-25 SEASON STATS

PPG	RPG	APG	FG%	3FG%	FT%
1.1	0.9	0.3	33.3	28.6	50.0
CAREER					
1.1	0.9	0.3	33.3	28.6	50.0

CAREER HIGHS

Points	5	vs. Furman (11.30.24)
Field Goals	2	vs. Furman (11.30.24)
Rebounds	3	vs. UNCW (11.19.24)
Assists	3	at UCF (1.5.25)
Blocks	1	at Iowa State (1.15.25)
Steals	1	vs. Howard (11.4.24)
Minutes	16	vs. Howard (11.4.24)

NOTES

A freshman who has played in 14 games this season ... Scored his first collegiate points against Oakland (11.16) ... Averaging 6.0 minutes per game off the bench for Kansas ... Dished out a career-high 3 assists and pulled down 2 rebounds in 7 minutes against UCF (1.5) ... Blocked his first career shot at Iowa State (1.15.25).



5

ZEKE MAYO

Senior • G • 6-4 • 185 • Lawrence, Kan. • Lawrence HS/South Dakota State • Twitter: @zekexmayo • IG: @zekexmayo

2024-25 SEASON STATS

PPG	RPG	APG	FG%	3FG%	FT%
14.9	4.3	2.8	46.0	36.0	79.5
CAREER					
15.4	4.8	3.0	45.2	38.4	86.1

CAREER HIGHS

Points	41	vs. North Dakota State (2.4.23)
Field Goals	14	vs. North Dakota State (2.4.23)
Rebounds	13	vs. Valparaiso (11.25.22)
Assists	9	at Omaha (1.13.22)
Blocks	2	2x, last at Denver (1.13.24)
Steals	6	at North Dakota (1.7.23)
Minutes	44	2x, last vs. Houston (1.25.25)

NOTES

Jerry West Award Watch List (1 of 20) ... Leads KU in 3FG made with 41 on the season ... Scored 19 points in his Kansas debut vs. Howard (11.4) ... Against UNC had 21 points, 5 rebounds and 4 assists (11.8) ... 2x Big 12 Newcomer of the Week (11.11) ... Has scored 10+ points in 13 games this year, including six games of 20+ points ... Scored 12 points at Creighton (12.4) ... Scored a season-high 26 points and made 5 three-pointers in win over NC State (12.14) ... Logged a 25-point, 8-rebound performance against Brown (12.22) ... Scored a season-high 27 points on 13-of-13 from FT against West Virginia (12.31) ... Dished out a season-high 8 assists and pulled down 5 boards at UCF (1.5) ... Scored 23 points and pulled down 5 rebounds on 5-of-8 from 3FG vs. Arizona State (1.8) ... Scored 24 points and pulled down 5 boards vs. Kansas State (1.18) ... Scored 13 points on 6-of-9 shooting at TCU (1.22).



6

RYLAN GRIFFEN

Junior • G • 6-6 • 190 • Dallas, Texas • Richardson HS/Alabama • Twitter: @GriffenRylan • IG: @rylan.03

2024-25 SEASON STATS

PPG	RPG	APG	FG%	3FG%	FT%
6.9	2.7	1.1	46.8	40.3	70.6
CAREER					
8.2	2.9	1.2	42.6	36.2	77.3

CAREER HIGHS

Points	21	at Kentucky (2.24.24)
Field Goals	7	vs. Missouri (1.16.24)
Rebounds	7	5x, last vs. Houston (1.25.25)
Assists	8	vs. Clemson (3.30.24)
Blocks	2	3x, last vs. North Carolina (11.8.24)
Steals	2	8x, last vs. Grand Canyon (3.24.24)
Minutes	35	at Kentucky (2.24.24)

NOTES

Has started in seven games for Kansas in 2024-25 ... Scored 10 points and pulled down 6 rebounds vs. Michigan State (11.12) ... Recorded a season-high 11 points with 3 three-pointers vs. Oakland (11.16) ... Had 8 points in win over Duke (11.26), scoring the final 6 points for KU which included 2 made free throws with 0:03 left in the contest ... Scored 10 points and recorded a game-high and career-high tying 2 steals vs. Furman (11.30) ... Went a perfect 4-of-4 from 3FG and logged 14 points off the bench in win over UCF (1.5) ... Scored 9 points vs. Arizona State (1.8) ... Scored 17 points on a career-high tying 5 made 3PT, also tying his career high in rebounds with 7 against Houston (1.25).



7

NOAH SHELBY

Junior • G • 6-3 • 185 • McKinney Texas • Greenhill School/Vanderbilt/Rice • Twitter: @NoahShelby_ • IG: @noahshelby

2024-25 SEASON STATS

PPG	RPG	APG	FG%	3FG%	FT%
-	-	-	-	-	-
CAREER					
3.9	0.8	0.6	34.0	32.5	79.3

CAREER HIGHS

Points	14	vs. St. Thomas (TX) (11.7.23)
Field Goals	5	vs. UTSA (1.6.24)
Rebounds	4	2x, last vs. UT Martin (11.30.23)
Assists	4	2x, last vs. SMU (2.7.24)
Blocks	-	-
Steals	2	2x, last vs. Indiana State (11.21.23)
Minutes	24	vs. New Mexico (11.22.23)

NOTES

An invited walk on who is a transfer from Rice ... Is a junior at Kansas as he started his college career at Vanderbilt in 2022-23 before playing at Rice in 2023-24 ... Has played in 45 games in his two seasons in college ... There have been only two Jayhawks to have wore No. 7 – Bill Brainard (1954-56) and Claude Houchin (1947-50) ... Son of Fannie and Derrick Shelby ... Father played basketball and mother played volleyball at UT-Arlington ... Liberal Arts & Sciences major.



8

DAVID COIT

Senior • G • 5-11 • 175 • Columbus, N.J. • Scotland Campus Sports/Atlantic Cape CC/Northern Illinois • Twitter: @diggycoit11 • IG: @diggycoit

2024-25 SEASON STATS

PPG	RPG	APG	FG%	3FG%	FT%
4.2	1.8	1.5	33.3	34.6	70.0
CAREER					
14.7	2.7	2.7	40.9	35.3	87.0

CAREER HIGHS

Points	37	at Buffalo (3.8.24)
Field Goals	12	2x, last at Akron (3.2.24)
Rebounds	8	2x, last vs. Little Rock (11.18.23)
Assists	10	at Western Michigan (1.9.24)
Blocks	1	7x, last vs. UNCW (11.19.24)
Steals	5	at Buffalo (1.7.23)
Minutes	49	at Central Michigan (1.30.24)

NOTES

Has started in three games for the 2024-25 season and is averaging 15.0 minutes per contest ... Scored a season-high 13 points against UNCW (11.19) ... Scored 9 points and brought down 5 boards against Furman (11.30) ... Posted 8 points with 2 three-pointers at Creighton (12.4) ... Scored a season-high 14 points on 5-of-11 (45.5%) shooting at Missouri (12.8) ... Scored his 1,100th career point at Missouri (12.8) ... Dished out a season-high tying 4 assists and picked a season-high 3 steals at UCF (1.5) ... Knocked down a 3PT and scored 5 points at TCU (1.22).



11

JAMARI MCDOWELL

Sophomore • G • 6-4 • 180 • Houston, Texas • Manvel HS • Twitter: @jamari_mcdowell • IG: @_jammarii

2024-25 SEASON STATS

PPG	RPG	APG	FG%	3FG%	FT%
-	-	-	-	-	-
CAREER					
1.8	1.2	0.5	30.8	28.1	84.2

CAREER HIGHS

Points	7	2x, last vs. Cincinnati (3.13.24)
Field Goals	3	vs. Cincinnati (3.13.24)
Rebounds	6	vs. Cincinnati (3.13.24)
Assists	2	vs. Cincinnati (3.13.24)
Blocks	1	vs. Cincinnati (3.13.24)
Steals	2	vs. Texas (2.24.24)
Minutes	27	vs. Tennessee (11.22.23)

NOTES

Is a redshirt for the 2024-25 season ... Can play all three perimeter positions ... Was an energy spark off the bench who played in 31 games his freshman season ... A solid shooter who plays with a high motor and above the rim ... Averaged 7.2 minutes, 1.8 points and 1.2 rebounds per game in 2023-24.



12

WILDER EVERS

RS-Sophomore • G • 6-4 • 185 • Birmingham, Ala. • Oak Mountain HS • Twitter: @EversWilder • IG: @wilderevers

2024-25 SEASON STATS

PPG	RPG	APG	FG%	3FG%	FT%
1.2	0.4	0.0	66.7	66.7	-
CAREER					
0.9	0.4	0.2	50.0	33.3	-

CAREER HIGHS

Points	3	2x last vs. Furman (11.30.24)
Field Goals	1	5x, last vs. Furman (11.30.24)
Rebounds	2	at UCF (1.5.25)
Assists	1	2x, last vs. Cincinnati (3.13.24)
Blocks	1	vs. Cincinnati (3.13.24)
Steals	-	-
Minutes	8	vs. North Carolina Central (11.6.23)

NOTES

Has played in five games in 2024-25, 13 for his career ... Made his first career 3PT field goal for a career-high 3 points in season opener against Howard (11.4) ... Matched his career high in points (3) and 3FG (1) against Furman (11.30) ... Saw game action against UCF and pulled down a career-high 2 rebounds (1.5).



13

ELMARKO JACKSON

Sophomore • G • 6-3 • 195 • Marlton, N.J. • South Kent School • Twitter: @ElmarkoJ • IG: @elmarkojackson

2024-25 SEASON STATS

PPG	RPG	APG	FG%	3FG%	FT%
-	-	-	-	-	-
CAREER					
4.3	1.4	1.7	40.6	26.7	76.9

CAREER HIGHS

Points	12	vs. Wichita State (12.30.23)
Field Goals	5	vs. Wichita State (12.30.23)
Rebounds	9	vs. Cincinnati (3.13.24)
Assists	9	vs. Manhattan (11.10.23)
Blocks	1	5x, last vs. Gonzaga (3.23.24)
Steals	4	vs. Baylor (2.10.24)
Minutes	34	vs. Cincinnati (3.13.24)

NOTES

Is a redshirt for the 2024-25 season, out due to a patella injury that occurred in summer 2024 ... Started the first 15 games of the 2023-24 season and 17 total, averaging 18.6 minutes, 4.3 points and 1.7 assists per game as a freshman.

**14****PATRICK CASSIDY**

Senior • G • 6-1 • 185 • Columbus, Kan. • Columbus Unified HS • Twitter: @patrickrcassidy • IG: @patrickcassidy14

2024-25 SEASON STATS

PPG	RPG	APG	FG%	3FG%	FT%
0.0	0.3	0.3	.000	.000	-
CAREER					
0.5	0.4	0.1	18.2	11.1	-

CAREER HIGHS

Points	3	vs. Cincinnati (3.13.24)
Field Goals	1	2x, last vs. Cincinnati (3.13.24)
Rebounds	2	vs. Kansas State (3.5.24)
Assists	1	vs. Brown (12.22.24)
Blocks	-	-
Steals	-	-
Minutes	5	vs. North Carolina Central (11.6.23)

NOTES

An invited walk-on who provides depth at the point guard position ... Has played in 10 games while at Kansas, including four in 2024-25 ... Was a two-year manager for the Kansas men's basketball program, including the 2021-22 NCAA National Championship season ... Dished out his first career assist in win over Brown (12.22).

**15****WILL THENGVALL**

Freshman • G • 6-3 • 185 • Wichita, Kan. • Kapaun Mount Carmel Catholic HS • Twitter: @WillThengvall • IG: @will.thengvall

2024-25 SEASON STATS

PPG	RPG	APG	FG%	3FG%	FT%
0.0	0.3	0.3	-	-	-
CAREER					
0.0	0.3	0.3	-	-	-

CAREER HIGHS

Points	-	-
Field Goals	-	-
Rebounds	1	vs. Furman (11.30.24)
Assists	1	vs. Furman (11.30.24)
Blocks	-	-
Steals	-	-
Minutes	2	3x, last vs. Brown (12.22.24)

NOTES

An invited walk-on ... Has played in three games in 2024-25 ... A multi-sport athlete in high school ... Comes from a family of athletes as his older brother, Henry, plays basketball at Wichita State and his twin brother, Nathan, is on the Kansas track and field team ... Finance major ... Logged two minutes of playing time in the season opener versus Howard (11.4) ... Recorded his first career rebound and assists against Furman (11.30).

**22****DILLON WILHITE**

RS-Junior • F • 6-9 • 240 • San Diego, Calif. • Cathedral Catholic HS • Twitter: @dillonwilhite • IG: @dillon.wilhite

2024-25 SEASON STATS

PPG	RPG	APG	FG%	3FG%	FT%
0.5	0.3	0.0	1.000	-	-
CAREER					
0.3	0.2	0.0	50.0	-	25.0

CAREER HIGHS

Points	3	vs. Manhattan College (11.10.23)
Field Goals	1	2x, last at UCF (1.5.25)
Rebounds	1	4x, last vs. Brown (12.22.24)
Assists	-	-
Blocks	-	-
Steals	-	-
Minutes	6	at Houston (3.9.24)

NOTES

Has played in 18 games while at Kansas, including four in 2024-25 ... Was a redshirt on Kansas' 2022 NCAA National Championship team ... Comes from an athletic family as his sisters play volleyball at Georgetown, his father, who grew up in Lawrence, played golf at TCU and he has three cousins who played college football and an aunt who played college golf ... Recorded his first rebound of 2024-25 season against Brown (12.22) ... Scored first two points of his 2024-25 season in Kansas' blowout win at UCF (1.5).

**24****KJ ADAMS**

Senior • F • 6-7 • 235 • Austin, Texas • Westlake HS • Twitter: @kj_axt • IG: @kjadams

2024-25 SEASON STATS

PPG	RPG	APG	FG%	3FG%	FT%
8.2	4.6	2.3	50.0	-	78.1
CAREER					
7.9	3.4	1.8	59.0	.000	62.3

CAREER HIGHS

Points	22	3x, last vs. Furman (11.30)
Field Goals	10	2x, last vs. Furman (11.30)
Rebounds	11	vs. Wichita State (12.30.23)
Assists	7	vs. Houston (2.3.24)
Blocks	3	4x, last vs. NC State (12.14.24)
Steals	4	3x, last at Kansas State (2.5.24)
Minutes	43	at Kansas State (2.5.24)

NOTES

Wooden Award Preseason Top 50 Watch List ... Is 5th on Kansas' all-time career FG% list at 59.0% (400-678) ... Has started in each of Kansas' 16 games in 2024-25 ... Scored 14 points against UNC (11.8) ... In win over Duke, played 33 minutes and recorded 8 points, 3 steals, 3 assists and a career-high tying 3 blocks (11.26) ... Recorded a career-high tying 22 points on a career-high tying 10 made FG against Furman (11.30) ... Tied career high in blocks with 3 and pulled down 6 rebounds against NC State (12.14) ... Scored 10 points against Brown (12.22) ... Pulled down a season-high 9 boards against UCF (1.5) ... Pulled down 7 rebounds and picked 2 steals against Arizona State (1.8) ... Has three-straight games of 7+ rebounds.

**25****JUSTIN CROSS**

Junior • F • 6-8 • 200 • Oak Park, Ill. • Oak Park River Forest HS/John A. Logan College • Twitter: @JCross_4 • IG: @justin.cross4

2024-25 SEASON STATS

PPG	RPG	APG	FG%	3FG%	FT%
1.0	0.5	0.3	1.000	-	-
CAREER					
1.0	0.5	0.3	1.000	-	-

CAREER HIGHS

Points	2	2x, last vs. Brown (12.22.24)
Field Goals	1	2x, last vs. Brown (12.22.24)
Rebounds	1	2x, last vs. Brown (12.22.24)
Assists	1	vs. Howard (11.4.24)
Blocks	1	2x, last vs. Brown (12.22.24)
Steals	1	vs. Brown (12.22.24)
Minutes	3	vs. Oakland (11.16.24)

NOTES

An invited walk-on who did not see any action in his first season at Kansas in 2023-24 ... Has played in four games in 2024-25 and scored his first points as a Jayhawk against Oakland (11.16) ... Tied his career high in points (2), FGM (1), rebounds (1), blocks (1) and logged his first career steal against Brown (12.22).

**40****FLORY BIDUNGA**

Freshman • F • 6-9 • 220 • Democratic Republic of Congo • Kokomo HS • Twitter: @FBidunga • IG: @flory_bidunga

2024-25 SEASON STATS

PPG	RPG	APG	FG%	3FG%	FT%
7.1	5.6	0.4	78.7	-	59.3
CAREER					
7.1	5.6	0.4	78.7	-	59.3

CAREER HIGHS

Points	19	vs. Houston (1.25.25)
Field Goals	7	vs. Houston (1.25.25)
Rebounds	11	vs. West Virginia (12.31.24)
Assists	2	2x, last vs. Oklahoma State (2.14.22)
Blocks	6	at UCF (1.5.25)
Steals	2	vs. Howard (11.4.24)
Minutes	36	vs. Houston (1.25.25)

NOTES

Scored 13 points in his Jayhawk debut against Howard (11.4) ... Scored 8 points on a perfect 4-for-4 from FG and brought down 6 rebounds and 2 blocked shots vs. Brown (12.22) ... Pulled down a career-high 11 rebounds and added 8 points on a perfect 4-of-4 shooting vs. West Virginia (12.31) ... At UCF, became the first KU freshman with at least 6 blocks in a game on the road since Nick Collison in 2000 (1.5) ... Blocked 4 shots at Iowa State (1.15) ... Made first career start vs. Kansas State, scoring 6 points, pulling down 9 rebounds and dishing out a career-high 2 assists (1.18) ... Recorded first career double-double (10 points, 10 rebounds) and blocked 4 shots at TCU (1.22) ... Scored a career-high 19 points on 7-of-10 shooting against Houston (1.25).

**41****ZACH CLEMENCE**

RS-Junior • F • 6-11 • 230 • San Antonio, Texas • Sunrise Christian Academy • Twitter: @BIGZTEXAS • IG: @zachary_clemence

2024-25 SEASON STATS

PPG	RPG	APG	FG%	3FG%	FT%
1.4	1.4	0.4	44.4	.000	60.0
CAREER					
1.7	1.5	0.3	36.1	23.8	47.5

CAREER HIGHS

Points	10	vs. Oklahoma (1.10.23)
Field Goals	3	vs. Stony Brook (11.18.21)
Rebounds	6	2x, last vs. Oklahoma State (2.14.22)
Assists	3	vs. Texas Southern (3.17.22)
Blocks	3	vs. Kansas State (1.31.23)
Steals	2	3x, last at Creighton (12.4.24)
Minutes	15	vs. Kansas State (1.31.23)

NOTES

Was a redshirt for the 2023-24 season ... Has played in eight games for 2024-25 and is averaging 5.3 minutes per game ... Played a season-high 14 minutes in Kansas' season opener against Howard (11.4) ... A member of the 2022 NCAA National Championship team where he played in 24 games and averaged 2.1 ppg in 2021-22 ... Pulled down 3 rebounds and dished out 2 assists against Furman (11.30) ... Scored 4 points and grabbed a career-high tying 2 steals against Creighton (12.4).


TV/RADIO ROSTER



0 SHAKEEL MOORE
Gr. / G / 6-1 / 190
Greensboro, N.C.




1 HUNTER DICKINSON
Gr. / C / 7-2 / 260
Alexandria, Va.



2 AJ STORR
Jr. / G / 6-6 / 205
Rockford, Ill.



3 DAJUAN HARRIS JR.
Gr. / G / 6-2 / 175
Columbia, Mo.



4 RAKEASE PASSMORE
Fr. / G / 6-6 / 185
Palatka, Fla.



5 ZEKE MAYO
Sr. / G / 6-4 / 185
Lawrence, Kan.



6 RYLAN GRIFFEN
Jr. / G / 6-6 / 185
Dallas, Texas




7 NOAH SHELBY
Jr. / G / 6-2 / 195
McKinney, Texas



8 DAVID COIT
Sr. / G / 5-11 / 175
Columbus, N.J.



11 JAMARI MCDOWELL
So. / G / 6-4 / 180
Houston, Texas



12 WILDER EVERS
RS-So. / G / 6-4 / 195
Birmingham, Ala.



13 ELMARKO JACKSON
So. / G / 6-3 / 195
Marlton, N.J.




14 PATRICK CASSIDY
Sr. / G / 6-1 / 185
Columbus, Kan.



15 WILL THENGVALL
Fr. / G / 6-4 / 190
Wichita, Kan.



22 DILLON WILHITE
RS-Jr. / F / 6-9 / 240
San Diego, Calif.



24 KJ ADAMS JR.
Sr. / F / 6-7 / 235
Austin, Texas



25 JUSTIN CROSS
RS-Jr. / F / 6-8 / 190
Oak Park, Ill.



40 FLORY BIDUNGA
Fr. / F / 6-9 / 230
D.R. of Congo



41 ZACH CLEMENCE
RS-Jr. / F / 6-11 / 230
San Antonio, Texas



BRYSON TILLER
Fr. / F / 6-10 / 240
Atlanta, Ga.



BILL SELF
Head Coach
22nd Year at Kansas



KURTIS TOWNSEND
Assistant Coach
21st Year at Kansas



NORM ROBERTS
Assistant Coach
14th Year at Kansas



JEREMY CASE
Assistant Coach
10th Year at Kansas



JOE DOOLEY
Assistant Coach
13th Year at Kansas



CHASE BUFORD
Assistant Coach
1st Year at Kansas



FRED QUARTLEBAUM
Director of Operations
12th Year at Kansas



BRENNAN BECHARD
Director of Scouting
14th Year at Kansas



DOC SADLER
Advisor
3rd Year at Kansas



DR. RAMSEY NIJEM
Dir. of Sport Performance
6th Year at Kansas