

31 NCAA TOURNAMENT APPEARANCES

1 ELITE EIGHT

27 ALL-AMERICANS

2 NAISMITH AWARD WINNERS

2 NAISMITH HALL OF FAME INDUCTEES

## UCF

Date: February 1, 2025  
Time: 4 p.m. ET  
Location: Orlando, Florida  
Venue: Addition Financial Arena  
Television: ESPN+  
Talent: Drew Fellios, Sean Harrington  
Radio: BYU Sports Network  
Talent: Greg Wrubell, Mark Durrant  
BYU Radio Sirius XM 143  
KSL 102.7/1160 AM

## SCHEDULE/RESULTS

OVERALL: 14-6 | BIG 12: 5-4 | STREAK: W3  
HOME: 11-1 | AWAY: 1-4 | NEUTRAL: 2-1

## NOVEMBER

Fri.	5	Central Arkansas	7 p.m.	W, 88-50
Fri.	8	UC Riverside	7 p.m.	W, 86-80
Wed.	13	Queens	7 p.m.	W, 99-55
Sat.	16	Idaho	1 p.m.	W, 95-71
Sat.	23	Mississippi Valley State	7 p.m.	W, 87-43
Thu.	28	vs. No. 23 Ole Miss!	2:30 p.m.	L, 85-96 (OT)
Fri.	29	vs. NC State!	12:30 p.m.	W, 72-61

## DECEMBER

Tue.	3	at Providence#	8:30 p.m.	L, 64-83
Wed.	11	Fresno State	7 p.m.	W, 95-67
Sat.	14	vs. Wyoming ^	7 p.m.	W, 68-49
Fri.	20	Florida A&M	7 p.m.	W, 103-57
Tue.	31	Arizona State*	2 p.m.	W, 76-56

## JANUARY

Sat.	4	at No. 14 Houston*	1 p.m.	L, 55-86
Tue.	7	Texas Tech*	7 p.m.	L, 67-72
Sat.	11	at TCU*	1 p.m.	L, 67-71
Tue.	14	Oklahoma State*	7 p.m.	W, 85-69
Sat.	18	at Utah*	7 p.m.	L, 72-73 (OT)
Tue.	21	at Colorado*	9 p.m.	W, 83-67
Sat.	25	Cincinnati*	8:30 p.m.	W, 80-52
Tue.	28	Baylor*	7 p.m.	W 93-89 (OT)

## FEBRUARY

Sat.	1	at UCF*	4 p.m.	ESPN+
Tue.	4	Arizona*	9 p.m.	ESPN/2
Sat.	8	at Cincinnati*	6 p.m.	ESPN2
Tue.	11	at West Virginia*	7 p.m.	CBSSN
Sat.	15	Kansas State*	7 p.m.	ESPN+
Tue.	18	No. 11 Kansas*	7 p.m.	ESPN/2
Sat.	22	at Arizona*	6/8 p.m.	ESPN/2
Wed.	26	at Arizona State*	7:30 p.m.	ESPN+

## MARCH

Sat.	1	West Virginia*	8 p.m.	ESPN/2/U
Tue.	4	at No. 3 Iowa State*	7 p.m.	ESPN/2/U
Sat.	8	Utah*	8:30 p.m.	ESPN/2/U

\* Denotes Big 12 Game  
! Rady Children's Invitational (San Diego, Calif.)  
# Big 12-BIG EAST Battle  
^ Played at Delta Center (Salt Lake City, Utah)  
@ Phillips 66 Big 12 Men's Basketball Championship (Kansas City, Mo.)

All Times Local to Site and Subject to Change  
Rankings Reflect the Newest AP Top 25 Poll  
Home Games played at the Marriott Center

## BYU ATHLETIC COMMUNICATIONS

Director of Communications/MBB Contact: Tyson Jex  
Email: tyson\_jex@byu.edu  
Cell: 801-648-4922



Every Thursday at 6:30 p.m.  
MT on BYUtv and ESPN+.

## TIPOFF

BYU will play three of its next four games on the road beginning with a trip to Orlando on Saturday, Feb. 1, to face UCF. Tip is scheduled for 4 p.m. ET at Addition Financial Arena.

Saturday's game can be found on ESPN+ with Drew Fellios and Sean Harrington on the call. It will also be broadcast live on BYU Radio Sirius XM 143, KSL 102.7/1160 AM and BYURadio.org/BYU Radio app with Greg Wrubell and Mark Durrant.

## IT'S GOING TO BE A GOOD (K)NIGHT

Saturday's game will be the fourth all-time meeting between the two schools with the Cougars winning all three meetings last season including their first-ever Big 12 victory on Jan. 13, 2024 at Addition Financial Arena in Orlando.

In their last meeting on March 13, 2024 at the Big 12 Championships in Kansas City, Mo., **Fousseyni Traore** recorded a double-double to lead the Cougars to a 87-73 victory. The then-junior finished with 14 points and 10 rebounds with **Richie Saunders**, **Trevin Knell** and **Dallin Hall** also scoring in double figures.

## MADE IT THREE STRAIGHT ON A TUESDAY

BYU has now won three straight Big 12 games for the first time following the Cougars 93-89 overtime victory over Baylor on Tuesday evening at the Marriott Center in front of 17,297 fans.

In their second straight home win over the Bears, BYU shot 55.2 percent from the field, 38.1 percent from three and 80.8 percent from the free throw line as they picked up their first overtime victory of the season and first since Nov. 25, 2022 against Dayton at the Battle 4 Atlantis.

With his aunt, Tamika Catchings, in attendance, **Kanon Catchings** had the best game of his young career as the freshman scored a career-high 23 points going 8-of-8 from the field, 4-of-4 from 3-point range and 3-of-3 from the free throw line. With that performance, Catchings became the first freshman this century to shoot 8-of-8 while also making four 3-pointers and three free throws.

**Egor Demin** reached double figures for a second straight game as the 6-foot-9 guard finished with 15 points and six assists. **Richie Saunders** chipped in 17 points as the junior has now scored in double figures in six straight games.

## PROBABLE STARTERS

0



3



13



15



21



## MAWOT MAG

6-7 | SENIOR | MELBOURNE, AUSTRALIA | RUTGERS

	Season Statistics										Career Statistics									
	GP-GS	MIN/G	FG%	3FG%	FT%	R/G	A/G	STL	BLK	PTS/G	GP-GS	MIN/G	FG%	3FG%	FT%	R/G	A/G	STL	BLK	PTS/G
Home	11-4	15.7	487	250	667	1.7	0.5	9	2	4.7	56-29	16.8	434	222	674	2.9	0.7	42	15	5.0
Away	5-2	15.3	529	286	750	1.8	0.2	3	2	5.2	35-16	18.7	483	356	750	3.1	0.7	19	12	6.3
Neutral	2-0	12.2	800	750	000	2.0	0.5	1	1	5.5	7-2	14.5	435	333	833	1.9	0.4	5	2	4.0
Total	18-6	15.2	525	333	696	1.8	0.4	13	5	4.9	98-47	17.3	454	278	705	2.9	0.7	66	29	5.4

## EGOR DEMIN

6-9 | FRESHMAN | MOSCOW, RUSSIA | REAL MADRID

	Season Statistics										Career Statistics									
	GP-GS	MIN/G	FG%	3FG%	FT%	R/G	A/G	STL	BLK	PTS/G	GP-GS	MIN/G	FG%	3FG%	FT%	R/G	A/G	STL	BLK	PTS/G
Home	10-10	28.8	517	404	677	4.0	7.0	19	6	13.2	10-10	28.8	517	404	677	4.0	7.0	19	6	13.2
Away	5-5	26.9	279	056	692	3.2	4.4	5	2	6.8	5-5	26.9	279	056	692	3.2	4.4	5	2	6.8
Neutral	2-2	32.1	400	182	867	7.0	4.0	1	2	12.0	2-2	32.1	400	182	867	7.0	4.0	1	2	12.0
Total	17-17	28.6	434	289	679	4.1	5.9	25	10	11.2	17-17	28.6	434	289	679	4.1	5.9	25	10	11.2

## KEBA KEITA

6-8 | JUNIOR | BAMAKO, MALI | UTAH

	Season Statistics										Career Statistics									
	GP-GS	MIN/G	FG%	3FG%	FT%	R/G	A/G	STL	BLK	PTS/G	GP-GS	MIN/G	FG%	3FG%	FT%	R/G	A/G	STL	BLK	PTS/G
Home	11-11	20.5	75	000	440	8.9	1.0	8	7	7.4	46-18	15.5	656	000	522	5.9	0.6	27	40	7.3
Away	5-5	20.8	467	000	250	7.0	0.4	3	5	5.8	27-11	15.1	515	000	500	4.5	0.4	23	25	4.4
Neutral	3-3	20.7	375	000	500	7.3	1.7	1	2	2.7	12-3	13.6	594	000	417	4.8	0.6	7	9	3.6
Total	19-19	20.6	612	000	424	8.2	0.9	12	14	6.2	85-32	15.1	610	000	507	5.3	0.5	57	74	5.9

## RICHIE SAUNDERS

6-5 | JUNIOR | RIVERTON, UTAH | WASATCH ACADEMY

	Season Statistics										Career Statistics									
	GP-GS	MIN/G	FG%	3FG%	FT%	R/G	A/G	STL	BLK	PTS/G	GP-GS	MIN/G	FG%	3FG%	FT%	R/G	A/G	STL	BLK	PTS/G
Home	11-11	28.7	516	441	760	4.5	1.7	14	7	15.5	45-13	20.7	508	365	699	3.6	1.2	37	14	9.4
Away	5-5	31.4	517	429	643	4.6	1.2	5	1	16.6	24-6	20.2	503	435	676	3.4	0.7	19	3	9.0
Neutral	3-3	20.5	429	400	900	2.7	0.3	4	0	10.3	18-3	20.2	474	351	806	3.3	1.2	14	6	8.7
Total	19-19	28.1	507	433	755	4.2	1.4	23	8	15.0	87-22	20.4	500	380	719	3.5	1.1	70	23	9.2

## TREVIN KNELL

6-5 | SENIOR | NORTH SALT LAKE, UTAH | WOODS CROSS HS

	Season Statistics										Career Statistics									
	GP-GS	MIN/G	FG%	3FG%	FT%	R/G	A/G	STL	BLK	PTS/G	GP-GS	MIN/G	FG%	3FG%	FT%	R/G	A/G	STL	BLK	PTS/G
Home	12-9	21.8	476	393	700	3.3	1.0	15	2	10.4	67-35	18.9	448	399	705	2.4	1.2	36	5	8.0
Away	5-3	19.6	519	538	571	1.0	1.0	3	1	9.2	40-19	17.9	415	375	727	2.0	0.7	18	4	6.0
Neutral	3-1	22.1	526	429	1,000	1.3	1.0	2	0	10.3	27-11	17.7	475	417	760	1.9	0.7	7	1	7.1
Total	20-13	21.3	492	436	707	2.4	1.0	20	3	10.1	134-65	18.4	444	395	719	2.1	0.9	61	10	7.2

## BYU QUICK FACTS

### University Information

Location: Provo, Utah 84602  
Elevation: 4,553 feet  
Enrollment: 35,743  
Founded: October 16, 1875  
Owned: The Church of Jesus Christ of Latter Day Saints  
Nickname: Cougars  
Mascot: Cosmo the Cougar  
Colors: Blue and White  
Arena (capacity): Marriott Center (17,978)  
Conference: Big 12  
BYU President: C. Shane Reese (BYU, 1994)  
Athletics Director: Tom Holmoe (BYU, 1983)  
Athletic Website: [BYUcougars.com](http://BYUcougars.com)

### 2024-25 Preview

Lettermen Returning/Lost: 8/7  
Newcomers: 8  
Starters Returning/Lost: 2/3  
Returning Scoring: 49.6% (1,374 of 2,768)  
Returning Rebounding: 42.6% (572 of 1,343)  
Returning Assists: 51.7% (325 of 629)  
Returning Blocks: 30.7% (31 of 101)  
Returning Steals: 57.4% (116 of 202)  
Returning Minutes: 49.0% (3,333 of 6,800)

### BYU History

First Year of Basketball: 1903  
All-Time On-Court Record: 1,952-1154 (.628)  
All-Time Adjusted Record: 1,904-1152 (.622)  
Winning Seasons: 97/95 (last 2023-24)  
Regular Season Conference Championships: 29 (last 2010-11)  
Postseason Appearances (record): 45/43 (33-44/30-42)\*  
Total NCAA Appearances (record): 31 (15-34)  
Last NCAA Appearance: 2024  
First Round: L vs. No. 11 seed Duquesne  
Total NIT Appearances (Record): 15/13 20-13/17-11)\*  
Last NIT Appearance: 2022  
Quarterfinal: L vs. No. 3 Washington State, 77-58  
\*On court record/official adjusted record

### Media Relations

Men's Basketball Contact: Tyson Jex  
Cell Phone: 801-648-4922  
Email: [Tyson\\_jex@byu.edu](mailto:Tyson_jex@byu.edu)

## FAR FROM HOME

Three of BYU's next four games will be played in the Eastern Time Zone meaning that the Cougars will play four true road games in the Eastern Time Zone during the regular season for the first time since 1962-63 after taking a trip to Providence earlier this season as part of the Big 12-BIG EAST Battle.

During the 1962-63 season, BYU played four games in eight days at La Salle, Saint Joseph's, Ohio State and Memphis. They went 1-3 on that trip with the lone win coming against La Salle, 84-72, on Dec. 26, 1962.

### BYU playing in Eastern Time Zone since 2010-11

Date	Opponent	Result
December 3, 2024	at Providence	L, 64-83
February 3, 2024	at West Virginia	W, 86-73
January 13, 2024	at UCF	W, 63-58
November 25, 2022	vs. Dayton	W, 79-75 (ot)
November 24, 2022	vs. Butler	L, 70-75
November 23, 2022	vs. USC	L, 76-82
March 20, 2021	vs. UCLA*	L, 62-73
December 2, 2020	vs. St. John's	W, 74-58
December 1, 2020	vs. USC	L, 53-79
December 29, 2018	at Mississippi State	L, 81-103
November 25, 2017	vs. UMass	W, 68-66
November 24, 2017	vs. Alabama	L, 59-71
November 15, 2017	at Princeton	W, 65-56
March 29, 2016	vs. Valparaiso#	L, 70-72
March 17, 2015	vs. Ole Miss&	L, 90-94
December 7, 2013	vs. UMass	L, 90-105
April 2, 2013	vs. Baylor#	L, 70-75
November 17, 2012	vs. Notre Dame	L, 68-78
November 16, 2012	vs. Florida State	L, 70-88
March 15, 2012	vs. Marquette*	L, 68-88
March 13, 2012	vs. Iona*	W, 78-72
January 25, 2012	at Virginia Tech	W, 70-68
December 30, 2010	at Buffalo	W, 90-82
December 8, 2010	vs. Vermont	W, 86-58

\* NCAA Tournament

#NIT

The Cougars are 10-14 in games played in the Eastern Time Zone since the start of 2010-11 season including wins at UCF and West Virginia last season.

Prior to this season, BYU hadn't played a true road game in the Eastern Time Zone since a 103-81 setback to Mississippi State on Dec. 19, 2018.

## TAKE AND MAKE GOOD SHOTS

With its win over Baylor on Tuesday, BYU improved to 11-0 this season when shooting over 50.0 percent as the Cougars went 32-of-58 from the field en route to their second straight victory over the Bears. As of Thursday morning, BYU ranks first in the Big 12 and 12th nationally in effective field goal percentage, .573.

The Cougars have won 24 straight games when shooting over 50.0 percent with the last loss coming at San Francisco on Jan. 21, 2023 in their final season as a member of the West Coast Conference.

## ONE FOR ALL

**Kanon Catchings** scored 23 of BYU's season-high 45 bench points in the win on Tuesday, the most by its second unit since a 46-point performance in the Cougars win over Bellarmine on Dec. 23, 2023. It also marked the third time this season the Cougars bench has scored 40-plus this season.

BYU enters Saturday's showdown against UCF first in the Big 12 and 20th in the nation in points per game, 30.5. They are 12-4 this season when the second unit scores more than their opponent.

Player	Career High	Opponent (Date)
Dawson Baker*	33	vs. UC San Diego (2/23/23)
Richie Saunders	30	vs. Arizona State (12/31/24)
Fousseyni Traore	29	vs. Idaho (11/16/24)
Trevin Knell	27	vs. Cincinnati (1/5/24)
Mawot Mag!	24	at Iowa (1/9/24)
Dallin Hall	23	vs. Saint Mary's (1/28/23)
Keba Keita ^	23	vs. Southern Utah (12/5/23)
Kanon Catchings	23	vs. Baylor (1/28/25)
Egor Demin	20	vs. UC Riverside (11/8/24)

\* at UCI Irvine 1 at Rutgers ^ at Utah

Of the eight players on the roster that have scored 20 or more points against NCAA Division I opponents, **Dawson Baker**, **Kanon Catchings** and **Fousseyni Traore** have done it off the bench including a career-high 29 from Traore in BYU's win over Idaho.

## A FEW GOOD MEN

With his six assists on Tuesday, **Egor Demin** became the eighth freshman in program history to have 100 assists in a single season. He ranks second in the Big 12 in assists per game as he is the only freshman in the country to rank in the Top 25 in the category.

Rk	Name, Year	G	Ast	Avg
1	Danny Ainge, 1977-78	30	158	5.3
2	Randy Reid, 1992-93	34	141	4.1
3	Matt Montague, 1996-97	26	131	5.0
4	Matt Carlino, 2011-12	25	115	4.6
5	TJ Haws, 2016-17	34	110	3.2
6	Dallin Hall, 2022-23	34	108	3.2
7	Scott Sinek, 1981-82	30	100	3.3
	<b>Egor Demin, 2024-25</b>	<b>17</b>	<b>100</b>	<b>5.9</b>

Junior Dallin Hall ranks sixth on the list after dishing out 108 assists during his first season in Provo in 2022-23 after returning from a two-year mission for the Church of Jesus Christ of Latter-day Saints in Fresno, Calif.

## START SOMETHING NEW

A win on Saturday would give BYU consecutive roads wins for the first time since December 2021 when they defeated Missouri State and Weber State. The last time the Cougars did it in conference play was February 2021 with victories at Loyola Marymount and Pacific.

## HIT IT ON ITS HEAD

**Trevin Knell** will play in his 135th game in a BYU uniform on Saturday, tied for the sixth-most in program history with Brandon Davies (2009-13). He has also been a part of 95 victories during his time giving him the 19th best winning percentage, .7089).

The senior is also one of seven players in program history to connect on 200 or more 3-pointers with 208 makes from behind the arc. He is eight triples away from passing Mark Bigelow (1998-99, 01-04) and Chase Fischer (2014-16) to move into the Top 5.

Rk	Name, Years	3FG
1	Jimmer Fredette, 2007-11	296
2	Jonathan Tavernier, 2006-10	265
3	TJ Haws, 2016-20	242
4	Jackson Emery, 2005-06, 08-11	230
5	Chase Fischer, 2014-16	215
6	Mark Bigelow, 1998-99, 01-04	213
7	<b>Trevin Knell, 2019-present</b>	<b>208</b>

Knell is also 30 points away from becoming the 54th member of the 1,000-point club at BYU. He would need to score a career-high on Saturday if he was going to reach the plateau, three more than he scored against Cincinnati in each school's first-ever Big 12 game last season, Jan. 6, 2024. In the setback to the Bearcats, the native of North Salt Lake tied a Marriott Center with nine 3-pointers.

## TRY TO CATCH 'EM ALL

**Kanon Catchings** had the best shooting game by a freshman in program history in the win over Baylor going 8-of-8 from the field, 4-of-4 from three and 3-of-3 from the free throw. It was the first time this century that any freshman in NCAA Division I men's basketball has put up that stat line.

He also set numerous freshman single game records with his performance including most field goals made with no misses, 3-point field goals with no misses and 100 percent points available percentage. The 6-foot-9 wing also became the sixth player in program history to score 20-plus in a game without missing a shot joining the likes of Kresimir Cosic and BYU's all-time leading scorer Tyler Haws.

Tuesday was also the sixth time this season he has made three or more 3-pointers which is the fourth-most by a freshman in program history. His 35 3-pointers in 20 games played are tied for the eighth-most by a freshman, one behind teammate Dallin Hall.

Rk	Name, Years	3FG
1	TJ Haws, 2016-17	76
2	Zac Seljaas, 2015-16	68
3	Mark Bigelow, 1998-99	44
4	Jimmer Fredette, 2007-08	43
5	Matt Carlino, 2011-12	41
6	Michael Vranes, 1998-99	40
7	Dallin Hall, 2022-23	36
8	Robbie Reid, 1993-94	35
	<b>Kanon Catchings, 2024-25</b>	<b>35</b>

## ROLLIN' WITH RICHIE

**Richie Saunders** is averaging a team-high 15.0 points per game as the junior has scored in double figures in six consecutive games, the longest streak of his career. During that stretch, Saunders has scored 20 or more three times en route to averaging 19.5 points per contest while shooting 51.9 percent from the field, 50.0 percent from three and 81.8 percent from the free throw line.

If the season ended today, the native of Riverton would become just the eighth player in program history to shoot over 50.0 percent from the field, 40.0 percent from three and 70.0 percent from the charity stripe in a single season.

Name, Years	FG%	3FG%	FT%
Richie Saunders, 2024-25	.507	.433	.755
Spencer Johnson, 202-23	.508	.461	.755
Alex Barcello, 2020-21	.523	.477	.856
Anson Winder, 2013-14	.529	.403	.739
Lee Cummmard, 2007-08	.569	.472	.857
Lee Cummmard, 2006-07	.553	.435	.794
Mekeli Wesley, 2000-01	.513	.421	.806
Andy Toolson, 1989-90	.510	.490	.766
Michael Smith, 1987-88	.507	.434	.843
Michael Smith, 1986-87	.509	.486	.904

## FINDING HIS WAY

**Fousseyni Traore** is four rebounds away from becoming the 13th player in program history with 800 rebounds following his five board performance against Baylor. With four or more rebounds on Saturday, Traore would also become the 63rd active player in NCAA Division I men's basketball with 800 or more boards.

Rk	Name, Years	G	Reb	Avg
11	John Benson, 1954-57	78	803	10.3
12	Mark Handy, 1973-77	96	801	8.3
13	<b>Fousseyni Traore, 2021-present</b>	<b>112</b>	<b>796</b>	<b>7.1</b>

The program's all-time leader in field goal percentage is also four rebounds and five blocks away from becoming the fifth player in program history with 1,200 points, 800 rebounds and 100 blocks joining Russell Larson (1991-95), Yoeli Childs (2016-20), Brandon Davies (2009-13) and Alan Taylor (1976-80).

## NOT HOW YOU START BUT HOW YOU FINISH

After dropping its first three games in January to No. 14 Houston, Texas Tech and TCU, BYU finished the month winning four its last five including three straight heading into Saturday's showdown at UCF. All four of those wins have come with Mawot Mag in the starting lineup.

During its current three-game win streak, BYU is outscoring opponents by 16 points per game while shooting 56.9 percent from the field, 49.3 percent from three and 76.9 percent from the free throw line. Five different players have connected on four or more 3-pointers including eight from Kanon Catchings and Richie Saunders.

## UP NEXT

BYU return to the friendly confines of the Marriott Center on Tuesday, Feb. 4, when the Cougars host Arizona. Tip is scheduled for 9 p.m. MT.

Tuesday will be the 40th all-time meeting between the two schools and the Wildcats first trip to Provo since Nov. 28, 1998.





## BYU'S RECORD WHEN...

	2024-25	Streak	Notes
Against Non-conference opponents.....	9-2	W3	Won eight or more non-conference games in 19 consecutive seasons
At Home.....	7-0	W20	20 consecutive non-conference wins at the Marriott Center; winners of 35 of last 37
On Road.....	0-1	L2	0-2 over the past two seasons in road non-conference games
At Neutral Sites.....	2-1	W2	3-1 in last two MTE's
Against Big 12 opponents.....	5-4	W3	Picked to finish 9th in the Big 12 Preseason Poll
At Home.....	4-1	W3	Won 10 of last 11 at home in league play
On Road.....	1-3	W1	4-10 all-time as a member of the Big 12;
At Neutral Sites.....	0-0	L1	Went 1-1 at 2024 Big 12 Championship
vs. AP Top-25 team.....	0-1	L4	Dropped two straight after wins over No. 11 Baylor and No. 7 Kansas
vs. AP Top-15 team.....	0-1	L2	
vs. AP Top 10 team.....	0-0	L1	Defeated No. 7 Kansas at Allen Field house on Feb. 27
vs. AP Top 5 team.....	0-0	L6	Lost six straight; last win over No. 2 Gonzaga (91-78) on Feb. 2020
as AP Top-25 team.....	0-0	L2	5-5 in their last 10 games as a ranked team
as AP Top-15 team.....	0-0	L1	3-3 in last six games
as AP Top 10 team.....	0-0	L1	went 2-1 at Mountain West Championship in 2011
as AP Top 5 team.....	0-0	W1	defeated Wyoming 102-78 on March 5, 2011
Leading at Half.....	14-4	W3	
Leading by 1-5 points.....	4-4	W2	6-4 in last 10
Leading by 6-10.....	3-0	W6	Won 17 of 19 including; last loss at No. 14 Baylor on Jan. 9, 2024
Leading by 11-15.....	1-0	W1	Won 20 of last 21 dating back to 2021-22 season
Leading by 16-20.....	2-0	W2	33-2 since the beginning of 2012-13 season
Leading by 21+.....	4-0	W26*	
Trailing at Half.....	0-2	L4	Overcame a 17-point halftime deficit to defeat TCU on March 2, 2024
Trailing by 1-5 points.....	0-0	L1	3-7 over last 10 games with lone home win against Nicholls (11/19/22)
Trailing by 6-10.....	0-0	L1	3-17 over last 20 with all three wins coming away from Provo
Trailing by 11-15.....	0-1	L3	2-4 over last six games
Trailing by 16-20.....	0-1	L2	Overcame 17-point halftime deficit against TCU last season
Tied at Half.....	0-0	L3	Last win was over Portland on New Year's Eve 2022
Leading with 5:00 left (regulation).....	14-0	W42	Won 57 of last 59; last loss vs. Gonzaga on Feb. 12, 2023
Trailing or Tied with 5:00 left.....	0-6	L9	Last win at No. 7 Kansas on Feb. 27, 2024
In Overtime Games.....	1-2	W1	Picked up first overtime win of Kevin Young era on Jan. 28, 2025 against Baylor
BYU scores less than 60 points.....	0-1	L6	12-43 since 2000-01; last win against Saint Mary's on Jan 8, 2022
BYU scores between 60-69.....	1-3	L2	2-12 in last 14 games.
BYU scores between 70-79.....	2-1	W4	Won five of last seven including two ranked wins in 2024
BYU scores between 80-89.....	6-1	W3	Won 16 of last 18
BYU scores between 90-99.....	4-0	W24	100-5 since 2000-01; last loss in regulation was to Ole Miss on March 17, 2015
BYU scores 100+ points.....	1-0	W8	28-3 since 2000-01 season
Opponent scores less than 60.....	7-0	W15	132-2 dating back to 2006-07 season; only losses are to Saint Mary's
Opponent scores between 60-69.....	4-0	W4	93-11 since 2012-13
Opponent scores between 70-79.....	1-3	L3	7-4 in last 11 including win over No. 11 Baylor on Feb. 20, 2024
Opponent scores between 80-89.....	2-2	W1	3-7 in last 10; last win on the road was on Feb. 12, 2022 at Pepperdine (91-85)
Opponent scores between 90-99.....	0-1	L9	3-22 since 2000-01; Last win came against San Francisco (102-92) on Jan. 9, 2016
Opponent scores 100+.....	0-0	L8	2-8 since 2000-01; Last win came on Nov. 11, 2013 at Stanford (112-103)
Games decided by 3 points or less.....	0-1	L1	5-7 in since 2021-22
Games decided by 4-9 points.....	2-2	W1	
Games decided by 10-19 points.....	4-2	W3	Went 6-5 last season in games decided by 10-19 points
Games decided by 20 or more points.....	8-1	W1	Had won 26 straight before setback to No. 14 Houston on Jan. 4
BYU shot 50% or better.....	11-0	W24	11-0 this season; last loss at San Francisco (Jan. 21, 2023)
Opponent shot 50% or better.....	2-1	W1	9-12 since 2021-22
BYU outshoots opponent.....	14-1	W4	Suffered first loss under Kevin Young at TCU on Jan. 11, 2025
Opponent outshoots BYU.....	0-5	L8	Last win came against No. 11 Baylor on Feb. 20
Teams shot equal FG percentage.....	0-0		
BYU makes 10 or more 3-pointers.....	11-1	W7	Won 25 of last 29
BYU makes 15 or more 3-pointers.....	4-0	W18	24-1 all-time; last loss came against Ole Miss on March 17, 2015
Opponent makes 10 or more 3-pointers.....	6-3	W1	
BYU outrebounds opponent.....	13-2	W3	13-2 in last 15
Opponent outrebounds BYU.....	0-4	L5	Defeated No. 7 Kansas on the road on Feb. 27 after being outrebounded 40-37
BYU, opponent tie in rebounds.....	1-0	W3	3-0 in Big 12 play since joining the league
BYU has a positive TO margin.....	9-3	W2	9-3 in last 12
BYU has a negative TO margin.....	5-3	W2	Had negative TO margin in two of three postseason games last season
BYU, opponent tie in TOs.....	0-0	L2	Last happened in setback to Oklahoma in their only meeting as Big 12 foes
One player in double figures.....	0-3	L3	All three losses this season have come on the road
Two players in double figures.....	2-1	L1	10-9 since 2021-22
Three players in double figures.....	4-1	W2	8-4 in last 12 games
Four players in double figures.....	4-0	W4	16-3 in their last 19
Five players in double figures.....	3-1	W2	14-4 since 2021-22
Six players in double figures.....	1-0	W8	Has happened three times since the 2021-22 season
Coming off a win.....	9-4	W2	
Coming off a loss.....	4-2	W2	
Two-plus days between games.....	12-6	W3	
One day between games.....	0-0	L5	
Playing the next day.....	1-0	W1	

\*dates back to 2012-13 season

## THE HOME OF COUGAR BASKETBALL

The Marriott Center is one of the best home court advantages in all of college basketball, with the Cougars ranking the Top 25 in attendance 45 times including three seasons at No. 1. As of Wednesday, Jan. 29, BYU ranks **SIXTH** in the nation in total attendance and **SEVENTH** in average attendance with 16,744 fans per game. The Cougars are on pace to lead the Big 12 in attendance.

School	Games Played	Average Attendance
Kentucky	12	20,162
North Carolina	10	19,907
Tennessee	12	19,417
Arkansas	13	18,918
Syracuse	12	17,908
Creighton	11	17,208
<b>BYU</b>	<b>12</b>	<b>16,790</b>
Indiana	13	16,149

In 2023-24, BYU was one of two schools in the Big 12 and 11 schools in the NCAA Division I men's basketball to average over 15,000 fans per game as the Cougars draw 15,689 fans per contest. Only the Jayhawks of Kansas draw more fans at home games (16,300) than the Cougars do.

## ROC, PAPER, SCISSORS. WE WIN.

BYU's student section, "The ROC", has played a significant impact on opposing teams free throw shooting percentage over the past five seasons.

1st Half		
Year	FTA-FTM	Percentage
2019-20	68-96	69.8
2020-21*	55-76	72.4
2021-22	81-118	72.0
2022-23	71-103	72.0
2023-24	69-101	68.3
2024-25	45-66	68.2
<b>Total</b>	<b>392-560</b>	<b>70.0</b>
<b>Total w/fans</b>	<b>337-484</b>	<b>69.6</b>

2nd Half		
Year	FTA-FTM	Percentage
2019-20	107-165	64.8
2020-21*	92-139	66.2
2021-22	105-171	61.4
2022-23	121-182	66.5
2023-24	130-190	68.4
2024-25	60-92	65.2
<b>Total</b>	<b>615-939</b>	<b>65.5</b>
<b>Total w/fans</b>	<b>523-800</b>	<b>65.4</b>

Total		
Year	FTA-FTM	Percentage
2019-20	174-261	66.7
2020-21*	157-228	68.9
2021-22	190-289	65.7
2022-23	192-285	67.4
2023-24	199-291	68.4
2024-25	105-158	66.5
<b>Total</b>	<b>1017-1512</b>	<b>67.3</b>
<b>Total w/fans</b>	<b>860-1284</b>	<b>67.0</b>

\*no fans allowed due to COVID-19 pandemic

In their exhibition victory over Colorado Christian, "The Roc" was instrumental in the Cougars going 0-of-7 from the charity stripe in the second half.

## GO FORTH AND SERVE

Eight players on the 2024-25 roster served two-year missions for the Church of Jesus Christ of Latter-day Saints. Dallin Hall, Richie Saunders and Trey Stewart were all called to serve out of the country but labored stateside due to the COVID-19 pandemic. Trevin Knell, Dawson Baker, Townsend Tripple and Max Tripple also invested two years of their lives teaching and serving throughout the world.

## HEAR THE WEDDING BELLS

The Cougars have the most married players in the country with four: Richie (Sierra) Saunders, Max (Autumn) Tripple, Trevin (Tatum) Knell and Dawson (Maddy) Baker. Creighton, Hawaii and Utah State are the only other schools in the country with multiple married players.

## DYNAMIC DUO

BYU's Greg Wrubell and Mark Durrant are in their 28th season calling men's basketball games. They are currently the fifth-longest tenured Division I radio broadcast duo trailing Wichita State's Mike Kennedy and Dave Dahl (45th), Providence's John Rooke and Joe Hassett (36th), LeMoyne's Chris Granozio and Don Familo (33rd) and Baylor's John Morris and Pat Nunley (30th).



## BIG 12 PRESEASON POLL

No.	School (First-place votes)	Points
1	Kansas (9)	215
2	Houston (5)	211
3	Iowa State (1)	194
4	Baylor	185
5	Arizona (1)	179
6	Cincinnati	140
7	Texas Tech	135
8	Kansas State	133
9	BYU	116
10	TCU	90
11	UCF	83
12	Arizona State	64
13	West Virginia	62
14	Oklahoma State	46
15	Colorado	37
16	Utah	30

### Preseason All-Big 12 First Team

Hunter Dickinson, Kansas\*  
Caleb Love, Arizona  
U Cryer, Houston  
J'Wan Roberts, Houston  
Tamin Lipsey, Iowa State  
\*unanimous selection

### Preseason All-Big 12 Second Team

Norchard Omier, Baylor  
Jeremy Roach, Baylor  
Keshon Gilbert, Iowa State  
Dajuan Harris Jr., Kansas  
Coleman Hawkins, Kansas State

Preseason Player of the Year: Hunter Dickinson, Kansas

Preseason Co-Newcomer of the Year: Jeremy Roach, Baylor

Preseason Co-Newcomer of the Year: Coleman Hawkins, Kansas State

Preseason Freshman of the Year: V.J. Edgecombe, Baylor

## BIG 12 WEEKLY AWARDS

Date	Player(s) of the Week	
	Player	School
Nov. 11	Hunter Dickinson (1)	Kansas
Nov. 18	Hunter Dickinson (2)	Kansas
Nov. 25	Norchad Omier	Baylor
Dec. 2	Javon Small (1)	West Virginia
	Keshon Gilbert (1)	Iowa State
Dec. 9	Keshon Gilbert (2)	Iowa State
Dec. 16	Hunter Dickinson (3)	Kansas
Dec. 23	Darriion Williams	Texas Tech
Jan. 6	Javon Small (2)	West Virginia
Jan. 13	Curtis Jones	Iowa State
Jan. 20	Javon Small (3)	West Virginia
Jan. 27	Milos Uzan	Houston

### Newcomer(s) of the Week

Date	Player	School
Nov. 11	Egor Demin (1)	BYU
	Zeke Mayo (1)	Kansas
Nov. 18	Egor Demin (2)	BYU
	Joson Sanon	Arizona State
Nov. 25	JT. Toppin	Texas Tech
Dec. 2	Tucker DeVries	West Virginia
Dec. 9	Joshua Jefferson (1)	Iowa State
Dec. 16	Joshua Jefferson (2)	Iowa State
	Zeke Mayo (2)	Kansas
Dec. 23	Jayden Quaintance	Arizona State
Jan. 6	Joshua Jefferson (3)	Iowa State
	Noah Reynolds	TCU
Jan. 13	Joshua Jefferson (4)	Iowa State
Jan. 20	Keyshawn Hall	UCF
Jan. 27	Joshua Jefferson (5)	Iowa State
	V.J. Edgecombe	Baylor

## BIG 12 STANDINGS

School	Big 12	Pct.	Home	Away	Overall	Pct.	Home	Road	Neutral
Houston	9-0	1.000	4-0	5-0	17-3	.850	11-0	5-0	1-3
Arizona	8-1	.889	5-0	3-1	14-6	.700	10-1	3-2	1-3
Iowa State	7-2	.778	4-0	3-2	17-3	.850	11-0	4-2	2-1
Texas Tech	7-2	.778	3-2	4-0	16-4	.800	11-2	4-0	1-2
Kansas	6-3	.667	3-2	3-1	15-5	.750	10-2	3-3	2-0
BYU	5-4	.556	4-1	1-3	14-6	.700	11-1	1-4	2-1
Baylor	5-4	.556	3-1	2-3	13-7	.660	9-1	2-5	2-1
UCF	4-5	.444	2-2	2-3	13-7	.660	10-2	2-3	1-2
West Virginia	4-5	.444	2-3	2-2	13-7	.650	9-3	2-3	2-1
Utah	4-5	.444	3-2	1-3	12-8	.600	11-3	1-3	0-2
Arizona State	3-6	.333	1-3	2-3	12-8	.600	5-3	2-4	5-1
TCU	3-6	.333	2-2	1-4	10-10	.500	9-2	1-5	0-3
Kansas State	3-6	.333	3-2	0-4	9-11	.450	7-4	0-6	2-1
Cincinnati	2-7	.222	1-3	1-4	12-8	.600	8-3	3-5	1-0
Oklahoma State	2-7	.222	2-2	0-5	10-10	.500	7-2	2-5	1-3
Colorado	0-9	.000	0-5	0-4	9-11	.450	8-5	0-4	1-2

\*as of January 30, 2025

## TEAM NATIONAL RANKINGS

	National Rank	Big 12 Rank	Value	National Leader	Value
Assist-to-Turnover Ratio	52	9	1.42	Gonzaga	2.00
Assists Per Game	29	5	17.0	Gonzaga	19.9
Bench Points Per Game	20	2	30.45	Southern	38.90
Blocks Per Game	172	13	3.4	Auburn	7.0
Effective FG Percentage	12	1	.573	Cornell	.604
Fastbreak Points	203	14	9.50	Michigan State	18.50
Field Goal Percentage	26	3	48.5	Cornell	51.5
Field Goal Percentage Defense	103	10	42.0	George Mason	36.4
Fouls Per Game	73	7	15.7	Creighton	10.4
Free Throw Attempts Per Game	256	9	17.9	Winthrop	30.3
Free Throw Percentage	255	12	69.5	Wisconsin	84.6
Free Throws Made Per Game	273	10	12.4	Missouri	20.6
Rebound Margin	13	1	8.6	Illinois	11.5
Defensive Rebounds Per Game	61	5	26.65	Illinois	31.50
Offensive Rebounds Per Game	91	6	11.90	Texas A&M	16.71
Rebounds Per Game	53	4	38.56	Illinois	48.00
Scoring Defense	65	7	67.4	Houston	55.3
Scoring Margin	19	4	13.7	Houston	20.7
Scoring Offense	42	4	81.0	Alabama	90.2
Steals Per Game	120	9	7.6	UTEP	11.0
3-Point Attempts Per Game	27	1	28.3	North Florida	35.7
3-Point Percentage	48	3	37.1	North Dakota State	40.5
3-Point Percentage Defense	257	13	34.6	Tennessee	26.4
3-Pointers Per Game	12	1	10.5	North Florida	12.7
Turnover Margin	154	11	0.7	UC San Diego	7.4
Turnovers Forced Per Game	159	11	12.60	UTEP	17.95
Turnovers Per Game	175	10	11.9	Marquette	8.9
Winning Percentage	71	5	70.0	Auburn	95.0

\*as of January 30, 2025

## INDIVIDUAL NATIONAL RANKINGS

	BYU Player	National Rank	Conference Rank	Value
Assist-to-Turnover Ratio	Dallin Hall	105	8	2.19:1
	Egor Demin	107	9	2.17:1
Assists	Egor Demin	56	3	100
Assists Per Game	Egor Demin	24	2	5.9
	Dallin Hall	204	15	3.7
Double-Doubles	Keba Keita	272	13	2
Field Goal Percentage	Richie Saunders	96	6	50.7
Field Goals	Richie Saunders	318	10	103
Points Per Game	Richie Saunders	255	10	15.0
	Egor Demin	797	35	11.2
Rebounds	Keba Keita	110	6	155
	Fousseyini Traore	330	15	121
Rebounds Per Game	Keba Keita	68	5	8.2
	Fousseyini Traore	312	16	6.1
Defensive Rebounds Per Game	Keba Keita	119	6	5.21
Offensive Rebounds Per Game	Keba Keita	65	7	2.95
	Fousseyini Traore	274	17	2.10
Steals Per Game	Egor Demin	272	16	1.47
3-Point Field Goals Per Game	Richie Saunders	209	15	2.31
	Trevin Knell	210	16	2.20
3-Point Field Goals Made	Trevin Knell	227	14	44
	Richie Saunders	262	16	42

\*as of January 30, 2025





TOP 25 POLLS

AP TOP 25 (JANUARY 27, 2025)

No.	Team	Ovr.	Points	Prev.
1	Auburn (62)	18-1	1550	1
2	Duke	17-2	1484	2
3	Iowa State	17-2	1404	3
4	Alabama	17-3	1342	4
5	Florida	18-2	1278	5
6	Houston	16-3	1242	7
7	Michigan State	17-2	1170	8
8	Tennessee	17-3	1149	6
9	Marquette	17-3	1068	10
10	Purdue	16-5	892	11
11	Kansas	14-5	877	12
12	Kentucky	14-5	858	9
13	Texas A&M	15-5	775	13
14	Mississippi State	16-4	715	14
15	St. John's	17-3	588	20
16	Oregon	16-4	448	15
17	Wisconsin	16-4	440	18
18	Illinois	14-6	384	17
19	Memphis	16-4	383	24
20	Missouri	16-4	352	22
21	Louisville	15-5	346	25
22	Texas Tech	15-4	308	RV
23	Ole Miss	15-5	215	16
24	Vanderbilt	16-4	132	RV
25	UConn	14-6	131	19

RECEIVING VOTES: Michigan, Maryland, Utah State, Clemson, Arizona, Saint Mary's, Gonzaga, Texas, Creighton, Baylor, New Mexico, VCU, West Virginia, Oklahoma, Bradley, UCLA

USA TODAY COACHES POLL (JANUARY 27, 2025)

No.	Team	Ovr.	Points	Prev.
1	Auburn (31)	18-1	775	1
2	Duke	17-2	741	2
3	Iowa State	17-2	689	4
4	Alabama	17-3	676	3
5	Houston	16-3	635	5
6	Florida	18-2	634	6
7	Michigan State	17-2	583	8
8	Tennessee	17-3	564	7
9	Marquette	17-3	536	10
10	Purdue	16-5	476	12
11	Kansas	14-5	429	11
12	Kentucky	14-5	399	9
13	Mississippi State	16-4	324	14
14	St. John's	17-3	318	21
15	Texas A&M	15-5	310	13
16	Memphis	16-4	242	22
17	Wisconsin	16-4	214	19
18	Oregon	16-4	201	15
19	Texas Tech	15-4	169	25
20	Illinois	14-6	166	17
21	Missouri	16-4	163	24
22	Louisville	15-5	162	RV
23	Ole Miss	15-5	104	16
24	UConn	14-6	100	18
25	Clemson	17-4	96	RV

RECEIVING VOTES: Michigan, Gonzaga, Maryland, Vanderbilt, Saint Mary's, Arizona, Utah State, Creighton, West Virginia, Georgia, Baylor, New Mexico, UC Irvine

BYU IN THE POLLS

Ranking in AP Poll										Last Win
As	Overall	Home	Away	Neutral	Last Meeting					
As #1	0-0	0-0	0-0	0-0	--					--
As #2	0-0	0-0	0-0	0-0	--					--
As #3	3-2	3-1	0-1	0-0	W, 102-78 vs. Wyoming (3/5/11)					Same
As #4	0-0	0-0	0-0	0-0	--					--
As #5	0-2	0-0	0-2	0-0	L, 86-80 at Wake Forest (12/22/55)					--
As #6	4-1	0-0	1-1	3-0	W, 82-79 vs. Cincinnati (12/18/71)					Same
As #7	11-6	5-0	6-6	0-0	W, 80-67 at #6 San Diego State (2/26/11)					Same
As #8	12-3	8-0	1-0	3-3	L, 72-54 vs. #7 San Diego State (3/12/11)					87-76 vs. New Mexico (3/11/11)
As #9	5-3	4-2	1-1	0-0	L, 86-77 at New Mexico (1/29/11)					71-58 vs. #4 San Diego State (1/26/11)
As #10	9-2	6-0	1-1	2-1	L, 83-74 vs. #15 Florida (3/24/11)					89-67 vs. Gonzaga (3/19/11)
As #11	9-4	2-0	3-2	4-2	W, 104-71 vs. Utah (1/11/11)					Same
As #12	12-7	7-3	6-4	0-1	L, 60-71 vs. Cincinnati (1/6/24)					74-68 at Missouri State (12/4/21)
As #13	8-1	5-1	3-0	0-0	L, 83-81 vs. New Mexico (2/27/10)					82-68 vs. San Diego State (2/24/10)
As #14	13-3	4-0	6-1	3-3	W, 94-68 vs. Wyoming (12/30/23)					Same
As #15	13-9	9-4	4-5	0-0	W, 76-66 vs. Air Force (1/8/11)					Same
As #16	9-2	3-0	3-0	3-2	W, 93-57 vs. Fresno Pacific (1/1/11)					Same
As #17	12-2	10-1	1-0	1-1	W, 101-59 vs. Bellarmine (12/22/23)					Same
As #18	23-5	14-1	6-4	3-0	W, 63-58 at UCF (1/13/24)					Same
As #19	18-4	11-0	5-2	2-2	L, 83-93 at Oklahoma State (2/17/24)					90-88 vs. UCF (2/13/24)
As #20	13-10	5-1	4-4	4-5	L, 67-81 vs. #25 Texas Tech (3/14/24)					87-73 vs. UCF (3/13/24)
As #21	8-5	4-1	3-3	1-1	L, 67-71 vs. Duquesne (03/21/24)					72-66 vs. Kansas State (2/10/24)
As #22	1-0	0-0	1-0	0-0	W, 86-73 at West Virginia (2/3/24)					Same
As #23	12-2	7-0	1-2	4-0	W, 91-78 vs. #2 Gonzaga (2/22/20)					Same
As #24	4-3	2-0	0-1	2-2	L, 83-72 vs. Creighton (12/11/21)					82-71 vs. Utah State (12/8/21)
As #25	8-5	5-0	1-1	2-4	L, 74-84 at Kansas State (2/24/24)					78-71 vs. #11 Baylor (2/20/24)
Total	214-86	115-16	61-43	38-27	L, 67-71 vs. Duquesne (03/21/24)					87-73 vs. UCF (3/13/24)

BYU VERSUS THE POLLS

Ranking in the AP Poll										Last Win
Vs	Overall	Home	Away	Neutral	Last Meeting					
Vs #1	1-9	0-2	1-2	0-5	L, 88-78 vs. Gonzaga (3/9/21)					79-71 at Gonzaga (2/25/17)
Vs #2	3-12	2-3	1-8	0-1	L, 90-57 vs. Gonzaga					91-78 vs. Gonzaga (2/22/20)
Vs #3	2-6	1-3	1-2	0-1	W, 73-70 at Gonzaga (2/28/15)					Same
Vs #4	1-8	1-2	0-2	0-4	L, 68-75 vs. Houston (1/23/24)					71-58 vs. San Diego State (1/26/11)
Vs #5	1-11	1-4	0-5	0-2	L, 82-69 at UCLA (11/15/06)					76-74 vs. Utah (2/11/55)
Vs #6	2-8	0-4	1-2	1-2	L, 63-68 at Iowa State (3/6/24)					80-67 at San Diego State (2/26/11)
Vs #7	4-11	1-1	1-4	2-6	W, 76-68 at Kansas (2/27/24)					Same
Vs #8	2-7	1-2	0-3	1-2	L, 75-74 vs. Gonzaga (1/12/23)					51-49 vs. Utah (3/9/91)
Vs #9	3-9	2-2	0-4	1-3	L, 68-61 vs. Michigan State (12/8/07)					95-76 vs. Utah (3/7/81)
Vs #10	5-5	1-3	2-2	2-0	L, 96-85 vs. Utah (3/2/96)					78-53 vs. UCLA (3/14/81)
Vs #11	2-7	1-2	0-2	1-3	W, 78-71 vs. Baylor (2/20/24)					Same
Vs #12	3-8	0-1	1-4	2-3	W, 81-49 vs. Oregon (11/16/21)					Same
Vs #13	5-7	3-1	0-4	2-2	L, 65-61 vs. Utah (12/10/14)					61-52 vs. Air Force (1/27/07)
Vs #14	1-8	1-4	0-4	0-0	L, 86-55 at Houston (1/4/2025)					93-73 vs. Pittsburgh (12/23/86)
Vs #15	3-5	3-1	0-2	0-2	L, 92-87 vs. San Diego State (11/24/14)					72-69 vs. UTEP (2/15/86)
Vs #16	4-7	1-1	2-4	1-2	L, 69-76 vs. Saint Mary's (3/6/23)					83-62 at New Mexico (2/26/98)
Vs #17	3-5	2-2	0-2	1-1	W, 74-65 vs. San Diego State (11/20/23)					Same
Vs #18	6-3	4-1	1-1	1-1	W, 72-62 at San Diego State (12/18/21)					Same
Vs #19	4-5	3-0	0-4	1-1	L, 75-82 at San Diego State (11/11/22)					69-59 vs. Oklahoma State (11/23/94)
Vs #20	3-7	2-3	0-0	1-4	W, 85-72 vs. Saint Mary's (3/5/18)					Same
Vs #21	1-6	0-3	0-3	1-0	W, 83-80 vs. Gonzaga (12/10/22)					Same
Vs #22	0-2	0-2	0-0	0-0	L, 56-57 vs. Saint Mary's (1/28/23)					--
Vs #23	0-4	0-0	0-3	0-1	L, 85-96 (OT) vs. Ole Miss (11/28/24)					--
Vs #24	2-1	2-1	0-0	0-0	W, 87-72 vs. Iowa State (1/16/24)					Same
Vs #25	7-6	3-1	3-2	1-3	L, 67-81 vs. Texas Tech (3/14/24)					70-59 vs. Saint Mary's (2/4/16)
Total	68-167	35-49	14-69	19-49	L, 85-96 (OT) vs. Ole Miss (11/28/24)					W, 76-68 at #7 Kansas (2/27/24)

LAST TIME BYU WON AS TOP 25

Home	Away
#1:.....	--
#2:.....	--
#3..... Wyoming.....	3/5/11
#4:.....	--
#5:.....	--
#6:.....	--
#7:..... Colorado State.....	2/23/11
#8:..... UNLV.....	2/5/11
#9:..... San Diego State.....	1/16/11
#10:..... UTEP.....	2/5/72
#11:..... Utah.....	2/19/72
#12:..... TCU.....	2/2/10
#13:..... San Diego State.....	2/24/10
#14:..... Wyoming.....	12/30/23
#15:..... Air Force.....	1/8/11
#16:..... Fresno Pacific.....	1/11/11
#17:..... Bellarmine.....	12/22/23
#18:..... Georgia State.....	12/16/23
#19:..... UCF.....	2/13/24
#20:..... Oklahoma State.....	3/9/24
#21:..... Kansas State.....	2/10/24
#22:.....	--
#23:..... Gonzaga.....	2/22/20
#24:..... Utah State.....	12/8/21
#25:..... Baylor.....	2/20/24

Neutral	Home
.....	#1:..... (0-2)
.....	#2:..... Gonzaga 2/22/20
.....	#3:..... (0-4)
.....	#4:..... San Diego State 1/26/11
.....	#5:..... Utah 2/11/55
Cincinnati..... 12/18/71	#6:..... (0-4)
.....	#7:..... Washington 12/22/84
New Mexico..... 3/1/11	#8:..... UTEP 3/1/84
.....	#9:..... Utah 3/7/81
Gonzaga..... 3/19/11	#10:..... Utah 1/31/49
San Jose State..... 3/21/51	#11:..... Baylor 2/20/24
..... (0-1)	#12:..... (0-1)
.....	#13:..... Air Force 1/27/07
TCU..... 3/11/10	#14:..... Pittsburgh 12/23/86
.....	#15:..... UTEP 2/15/86
Notre Dame..... 3/19/81	#16:..... Notre Dame 1/13/86
Florida..... 3/18/10	#17:..... San Diego State 11/10/23
Vermont..... 11/8/10	#18:..... Wyoming 2/11/88
Fresno State..... 12/1/23	#19:..... UTEP 2/1/92
UCF..... 3/13/24	#20:..... Arizona State 1/25/74
Hawaii..... 12/4/10	#21:..... (0-3)
.....	#22:..... (0-2)
Saint Mary's..... 11/27/10	#23:.....
San Diego State..... 3/14/08	#24:..... Iowa State 1/16/24
Air Force..... 3/12/09	#25:..... Saint Mary's 2/4/16

Away		Neutral	
Gonzaga	2/25/17	--	(0-5)
UCLA	11/27/81	--	(0-1)
Gonzaga	2/28/15	--	(0-1)
--	(0-2)	--	(0-4)
--	(0-5)	--	(0-2)
San Diego State	2/26/11	Louisville	11/23/07
Kansas	2/27/24	Notre Dame	3/19/81
--	(0-3)	Utah	3/9/91
--	(0-4)	Oklahoma	12/21/92
Wyoming	1/8/51	UCLA	3/14/81
--	(0-2)	Villanova	12/29/70
Wyoming	1/15/88	Oregon	11/16/21
--	(0-4)	Stanford	12/22/01
--	(0-4)	--	--
--	(0-2)	--	(0-2)
New Mexico	2/26/98	Idaho State	3/16/57
--	(0-2)	Illinois	12/19/80
San Diego State	12/18/20	Michigan	12/7/72
--	(0-4)	Oklahoma State	11/23/94
--	--	Saint Mary's	3/6/18
--	(0-3)	Creighton	12/10/22
--	--	--	--
--	(0-2)	--	(0-2)
--	--	--	--
Gonzaga	1/14/16	Oklahoma State	12/6/03



## 2024-25 SCORING BY HALF (BYU-OPPONENT)

Opponent	1st Half	Margin	FG%	2nd Half	Margin	FG%	OT	Margin	FG%	Final	Margin	FG%
Central Arkansas	46-23	+23	45.0-28.6	42-27	+15	46.9-40.7	-	-	-	88-50	+38	45.8-34.5
UC Riverside	40-33	+7	51.6-40.0	46-47	-1	54.8-45.5	-	-	-	86-80	+6	53.2-43.1
Queens	51-26	+25	<b>64.5</b> -30.0	48-29	+19	42.6-39.3	-	-	-	99-55	+44	51.3-34.5
Idaho	41-38	+3	53.6-50.0	<b>54</b> -33	+21	58.1-50.0	-	-	-	95-71	+24	55.9-50.0
Mississippi Valley State	55-27	+28	56.3-52.6	32-16	+16	50.0-26.9	-	-	-	87-43	+44	53.4-37.8
vs. Ole Miss	42-39	+3	44.4-50.0	35-38	-3	46.2-42.3	8-19	-11	18.2-75.0	85-96	-11	40.6-48.4
vs. NC State	38-27	+11	53.8-29.6	34-34	-	33.3-43.3	-	-	-	72-61	+11	42.4-36.8
at Providence	34-46	-12	32.4-71.4	30-37	-7	34.4-47.6	-	-	-	64-83	-19	33.3-59.5
Fresno State	44-27	+17	56.3-34.5	51-40	+11	54.1-35.0	-	-	-	95-67	+28	55.1-34.8
vs. Wyoming	34-25	+9	58.3-43.5	34-24	+10	45.5-40.0	-	-	-	69-49	+19	52.2-41.7
Florida A&M	50-21	+29	52.9-30.4	53-36	+17	55.2-34.4	-	-	-	<b>103</b> -57	+46	54.0-32.7
Arizona State	31-26	+5	36.7-32.3	45-30	+15	60.7-42.3	-	-	-	76-56	+20	48.3-36.8
at Houston	22-39	-17	36.4-45.2	33-47	-14	38.5-53.6	-	-	-	55-86	-31	37.5-49.2
Texas Tech	34-32	+2	46.4-36.7	33-40	-7	41.4-53.6	-	-	-	67-72	-5	43.9-44.8
at TCU	37-34	+3	59.1-40.0	30-37	-7	37.5-44.8	-	-	-	71-67	-4	47.8-42.4
Oklahoma State	46-26	+20	60.0-25.8	39-43	-4	44.4-60.0	-	-	-	85-69	+16	51.9-41.1
at Utah	30-27	+3	32.4-33.3	34-37	-3	42.9-51.9	8-9	-1	44.4-100.0	72-73	-1	38.5-44.6
at Colorado	38-36	+2	48.0-50.0	45-31	+14	67.9-41.7	-	-	-	83-67	+16	<b>58.5</b> -45.7
Cincinnati	28-23	+5	42.3-31.3	52-29	+23	<b>73.9</b> -44.8	-	-	-	80-52	+28	57.1-37.7
Baylor	44-36	+8	60.0-44.8	34-42	-8	46.4-55.6	15-11	+4	80.0-50.0	93-89	+4	55.2-50.0
at UCF												
Arizona												
at Cincinnati												
at West Virginia												
Kansas State												
Kansas												
at Arizona												
at Arizona State												
West Virginia												
at Iowa State												
Utah												
TOTALS	785-611	+174	49.1-39.3	804-697	+107	48.3-44.3	31-39	-8	40.0-70.0	1620-1347	+273	48.5-42.1

## 2024-25 SUPERLATIVES (BYU-OPPONENT)

Opponent	In the Paint		Off Turnovers		Second Chance		Fast Break		Starters		Bench		Big Run		Big Lead	
	BYU	Opp.	BYU	Opp.	BYU	Opp.	BYU	Opp.	BYU	Opp.	BYU	Opp.	BYU	Opp.	BYU	Opp.
Central Arkansas	36	18	24	8	<b>23</b>	2	12	1	65	37	23	13	11	5	41	0
UC Riverside	<b>48</b>	18	15	12	17	7	7	8	59	59	27	21	11	9	17	0
Queens	46	18	22	12	22	2	13	4	57	20	42	35	19	6	47	0
Idaho	44	26	20	6	6	5	<b>22</b>	7	62	46	33	25	11	5	26	7
Mississippi Valley State	38	20	24	8	12	2	8	2	54	38	33	5	12	5	44	0
vs. Ole Miss	26	40	13	23	17	12	7	12	51	82	34	14	8	8	10	11
vs. NC State	30	20	12	9	12	10	4	5	43	47	29	14	9	9	24	0
at Providence	32	24	13	7	18	2	6	0	26	44	37	39	9	10	2	25
Fresno State	44	24	11	18	13	5	11	11	<b>74</b>	44	21	23	11	11	28	2
vs. Wyoming	24	18	15	12	6	3	4	5	31	35	37	14	11	4	21	0
Florida A&M	36	14	<b>26</b>	14	14	0	11	9	62	22	41	35	<b>22</b>	9	<b>48</b>	5
Arizona State	36	24	19	17	16	6	12	13	57	38	19	18	9	7	22	0
at Houston	18	24	5	24	7	18	4	13	31	45	24	41	5	9	0	34
Texas Tech	40	30	11	12	18	7	8	12	32	61	35	11	7	6	5	8
at TCU	26	28	6	17	6	2	6	12	46	51	21	20	14	10	6	10
Oklahoma State	30	24	18	16	12	4	12	9	56	50	29	19	18	12	27	0
at Utah	42	38	6	13	13	8	2	2	41	57	31	16	8	8	8	5
at Colorado	34	22	17	19	8	7	16	13	64	39	19	28	14	14	23	10
Cincinnati	22	28	8	19	7	11	3	10	51	34	29	18	8	7	28	2
Baylor	36	32	16	20	14	17	16	6	48	82	<b>45</b>	7	10	8	13	3
at UCF																
Arizona																
at Cincinnati																
at West Virginia																
Kansas State																
Kansas																
at Arizona																
at Arizona State																
West Virginia																
at Iowa State																
Utah																
TOTALS	688	484	301	286	261	130	190	148	1011	931	609	416				
HOME	456	270	214	162	174	68	135	92	677	531	377	230				
AWAY	152	136	47	80	52	37	40	34	209	236	132	144				
NEUTRAL	80	78	40	44	35	25	15	22	125	164	100	42				
RECORD (W/L/T)	(13-3/1-3/0-0)		(10-1/4-5/0-0)		(12-5/2-1/0-0)		(8-1/5-4/1-1)		(10-0/3-6/1-0)		(12-4/2-2/0-0)					

\*Superlatives in Bold



GAMES PLAYED/STARTED

Player	Games Played		Games Started	
	Season	Career	Season	Career
Dawson Baker	20 (14-6)	103 (69-34)*	0 (0-0)	71 (49-22)*
Mihailo Boskovic	16 (12-4)	16 (12-4)	0 (0-0)	0 (0-0)
Kanon Catchings	20 (14-6)	20 (14-6)	15 (10-5)	15 (10-5)
Elijah Crawford	15 (11-4)	15 (11-4)	0 (0-0)	0 (0-0)
Egor Demin	17 (11-6)	17 (11-6)	17 (11-6)	17 (11-6)
Dallin Hall	16 (10-6)	84 (52-32)	10 (6-4)	61 (36-25)
Keba Keita*	19 (13-6)	85 (51-34)	19 (13-6)	32 (19-13)
Trevin Knell	20 (14-6)	134 (95-39)	13 (11-2)	65 (47-18)
Brody Kozlowski	8 (7-1)	8 (7-1)	0 (0-0)	0 (0-0)
Mawot Mag*	18 (12-6)	98 (58-40)	6 (5-1)	47 (30-17)*
Jared McGregor	4 (4-0)	21 (20-1)	0 (0-0)	0 (0-0)
Richie Saunders	19 (13-6)	87 (55-32)	19 (13-6)	22 (13-9)
Trey Stewart	13 (7-6)	76 (49-27)	0 (0-0)	4 (4-0)
Fousseyini Traore	20 (14-6)	112 (70-42)	1 (1-0)	63 (39-24)
Max Triplett	5 (5-0)	5 (5-0)	0 (0-0)	0 (0-0)
Townsend Triple	4 (4-0)	18 (16-2)	0 (0-0)	0 (0-0)

\*Includes games played at Division I institution

2024-25 BYU STARTING LINEUPS

Opponent	(1)	(2)	(3)	(4)	(5)
Central Arkansas	Demin	Knell	Saunders	Catchings	Keita
UC Riverside	Demin	Knell	Saunders	Catchings	Keita
Queens	Demin	Knell	Saunders	Catchings	Keita
Idahio	Demin	Knell	Saunders	Catchings	Keita
Mississippi Valley State	Hall	Demin	Saunders	Catchings	Traore
vs. Ole Miss	Hall	Demin	Saunders	Catchings	Keita
vs. NC State	Hall	Demin	Saunders	Catchings	Keita
at Providence	Hall	Demin	Saunders	Catchings	Keita
Fresno State	Hall	Knell	Saunders	Catchings	Keita
vs. Wyoming	Hall	Knell	Saunders	Catchings	Keita
Florida A&M	Hall	Knell	Mag	Catchings	Keita
Arizona State	Hall	Demin	Saunders	Catchings	Keita
at Houston	Hall	Demin	Saunders	Catchings	Keita
Texas Tech	Hall	Demin	Saunders	Catchings	Keita
at TCU	Demin	Knell	Saunders	Catchings	Keita
Oklahoma State	Demin	Knell	Saunders	Mag	Keita
at Utah	Demin	Knell	Saunders	Mag	Keita
at Colorado	Demin	Knell	Saunders	Mag	Keita
Cincinnati	Demin	Knell	Saunders	Mag	Keita
Baylor	Demin	Knell	Saunders	Mag	Keita
at UCF					
Arizona					
at Cincinnati					
at West Virginia					
Kansas State					
Kansas					
at Arizona					
at Arizona State					
West Virginia					
at Iowa State					
Utah					

WIN-LOSS RECORD

Win-Loss Record	(1)	(2)	(3)	(4)	(5)
4-1	Demin	Knell	Saunders	Catchings	Keita
4-1	Demin	Knell	Saunders	Mag	Keita
2-4	Hall	Demin	Saunders	Catchings	Keita
2-0	Hall	Knell	Saunders	Catchings	Keita
1-0	Hall	Demin	Saunders	Catchings	Traore
1-0	Hall	Knell	Mag	Catchings	Keita

GAME LEADERS

Points	Rebounds	Assists	Steals	Blocks	Plus-Minus
Saunders (6)	Keita (14)	Demin (14)	Saunders (9)	Catchings (8)	Catchings (5)
Traore (4)	Traore (5)	Hall (7)	Demin (8)	Keita (7)	Demin (5)
Knell (4)	Demin (1)	Traore (1)	Catchings (5)	Demin (5)	Keita (3)
Catchings (3)	Knell (1)	Saunders (1)	Knell (5)	Mag (4)	Mag (2)
Demin (2)	Saunders (1)		Mag (3)	Saunders (4)	Traore (1)
Baker (2)			Baker (2)	Traore (3)	Boskovic (1)
			Crawford (2)	Knell (2)	Hall (1)
			Knell (2)	Triplett (1)	Baker (1)
			Keita (2)		Saunders (1)
			Stewart (1)		Knell (1)
			Hall (1)		

MILESTONE WINS

No.	Date	Score	Opponent	Location
1	Feb. 21, 1903	30-18	Weber Academy	Ogden, Utah
50	Feb. 5, 1910	31-27	Utah	Salt Lake City, Utah
100	Feb. 10, 1917	38-32	Utah	Provo, Utah
150	Jan. 11, 1924	40-38 (OT)	Colorado College	Provo, Utah
200	Dec. 8, 1928	38-37	Vico Oil	Provo, Utah
250	Dec. 27, 1930	42-27	Western Reserve	Cleveland, Ohio
300	March 10, 1933	37-33	Wyoming	Provo, Utah
350	Jan. 17, 1936	42-34	Utah	Provo, Utah
400	Jan. 5, 1940	47-33	Montana State	Bozeman, Montana
450	Feb. 5, 1943	53-51	Weber College	Ogden, Utah
500	Jan. 26, 1948	45-39	Wyoming	Laramie, Wyoming
550	Dec. 9, 1950	70-57	Marshall	Huntington, W.V.
600	Dec. 30, 1952	84-58	Wake Forest	Raleigh, N.C.
650	Dec. 27, 1955	89-70	Toledo	Detroit, Mich.
700	Jan. 3, 1959	70-62	Dayton	Dayton, Ohio
750	Feb. 8, 1963	76-73	New Mexico	Provo, Utah
800	Feb. 11, 1966	96-88	Utah State	Logan, Utah
850	March 5, 1969	95-82	Wyoming	Phoenix, Ariz.
900	Feb. 10, 1973	62-58	Wyoming	Provo, Utah
950	Feb. 21, 1976	84-83	Utah	Salt Lake City, Utah
1000	Dec. 14, 1979	87-65	UC Santa Barbara	Provo, Utah
1050	Dec. 15, 1981	63-55	Weber State	Provo, Utah
1100	Dec. 19, 1984	89-81	UCLA	Provo, Utah
1150	March 5, 1987	82-79 (OT)	Air Force	Albuquerque, N.M.
1200	Jan. 6, 1990	63-60	San Diego State	San Diego, Calif.
1250	Feb. 20, 1992	58-56	Utah	Provo, Utah
1300	Feb. 17, 1994	94-82	Air Force	Colorado Springs, Colo.
1350	Feb. 26, 1998	83-62	No. 16 New Mexico	Albuquerque, N.M.
1400	Feb. 17, 2001	62-45	Air Force	Provo, Utah
1450	March 13, 2003	71-56	New Mexico	Las Vegas, Nev.
1500	March 4, 2006	76-68	New Mexico	Provo, Utah
1550	March 8, 2008	61-54	TCU	Fort Worth, Texas
1600	Feb. 13, 2010	91-48	Air Force	Provo, Utah
1650	Dec. 27, 2011	79-51	Cal State San Marcos	Provo, Utah
1700	Jan. 11, 2014	91-68	Loyola Marymount	Provo, Utah
1750	Jan. 14, 2016	69-68	Gonzaga	Spokane, Wash.
1800	Jan. 13, 2018	84-50	Santa Clara	Santa Clara, Calif.
1850	Feb. 20, 2020	85-75	Santa Clara	Provo, Utah
1900	Nov. 25, 2022	79-75 (OT)	Dayton	Nassua, Bahamas
1950	Jan. 21, 2025	83-67	Colorado	Boulder, Colorado

MILESTONE LOSSES

No.	Date	Score	Opponent	Location
1	Feb. 6, 1903	7-47	LDSU	
50	Feb. 3, 1923	30-36	Utah State	Logan, Utah
100	Feb. 8, 1929	41-56	Utah	Salt Lake City, Utah
150	Feb. 17, 1934	35-43	Utah State	Logan, Utah
200	Dec. 28, 1938	38-45	Montana	Provo, Utah
250	Dec. 1, 1945	61-62	Alumni	Provo, Utah
300	Feb. 18, 1949	52-54	No. 14 Utah	Salt Lake City, Utah
350	Feb. 20, 1954	64-70	Utah	Provo, Utah
400	Jan. 1, 1959	81-100	Ohio State	Columbus, Ohio
450	March 3, 1962	88-91	Denver	Denver, Colo.
500	Dec. 16, 1967	69-102	No. 2 Houston	Houston, Texas
550	March 18, 1971	73-91	No. 1 UCLA	Salt Lake City, Utah
600	Jan. 17, 1976	68-83	Arizona State	Tempe, Ariz.
650	Dec. 28, 1979	71-86	No. 18 Oregon State	Portland, Ore.
700	Dec. 8, 1984	79-87	Weber State	Ogden, Utah
750	Jan. 24, 1989	78-79	Air Force	Provo, Utah
800	Feb. 3, 1994	65-79	Wyoming	Laramie, Wyo.
850	Feb. 20, 1997	65-80	Tulsa	Tulsa, Okla.
900	March 11, 2000	56-79	UNLV	Las Vegas, Nev.
950	Jan. 8, 2005	57-59	San Diego State	Provo, Utah
1000	March 12, 2010	66-70	UNLV	Las Vegas, Nev.
1050	Nov. 16, 2015	65-66	Long Beach State	Long Beach, Calif.
1100	Dec. 4, 2019	95-102 (OT)	Utah	Salt Lake City, Utah
1150	Dec. 3, 2024	64-83	Providence	Providence, R.I.

MARRIOTT CENTER MILESTONE WINS

No.	Date	Score	Opponent
1	Dec. 3, 1971	78-71	Kansas State
50	Jan. 8, 1977	85-77	Utah State
100	Dec. 11, 1982	77-71	Idaho State
150	Jan. 25, 1986	87-69	Utah
200	Jan. 25, 1990	65-49	Utah
250	Jan. 15, 1994	87-73	Air Force
300	Dec. 11, 1999	66-53	Weber State
350	Feb. 3, 2003	65-33	Air Force
400	Feb. 3, 2007	90-63	No. 25 UNLV
450	Nov. 17, 2010	78-72	Utah State
500	Feb. 6, 2014	89-76	Santa Clara
550	Dec. 16, 2018	77-65	Utah
600	Nov. 20, 2021	97-71	Central Methodist
650	Jan. 28, 2025	93-89 (OT)	Baylor





## BYU - GAME HIGHS

POINTS	103 vs. Florida A&M (12/20/2024)
FIELD GOALS MADE	40 vs. Queens (11/13/2024)
FIELD GOAL ATTEMPTS	78 at Utah (1/18/2025)
FIELD GOAL PERCENTAGE	78 vs. Queens (11/13/2024)
3-POINT FIELD GOALS MADE	.585 (31-53) at Colorado (1/21/2025)
3-POINT FIELD GOAL ATTEMPTS	15 vs. Cincinnati (1/25/2025)
3-POINT FIELD GOAL PERCENTAGE	15 vs. Florida A&M (12/20/2024)
FREE THROWS MADE	15 vs. Queens (11/13/2024)
FREE THROW ATTEMPTS	15 vs. Central Arkansas (11/5/2024)
FREE THROW PERCENTAGE	44 vs. Central Arkansas (11/5/2024)
REBOUNDS	.625 (15-24) vs. Cincinnati (1/25/2025)
ASSISTS	21 vs. Baylor (1/28/2025)
STEALS	21 vs. Ole Miss (11/28/2024)
BLOCKED SHOTS	30 vs. Idaho (11/16/2024)
TURNOVERS	.833 (5-6) vs. Fresno State (12/11/2024)
FOULS	59 vs. Queens (11/13/2024)
	25 vs. Florida A&M (12/20/2024)
	25 vs. Queens (11/13/2024)
	13 vs. Queens (11/13/2024)
	8 vs. Idaho (11/16/2024)
	8 vs. Queens (11/13/2024)
	17 vs. Fresno State (12/11/2024)
	17 vs. Ole Miss (11/28/2024)
	29 vs. Ole Miss (11/28/2024)

## BYU - GAME LOWS

POINTS	55 at Houston (1/4/2025)
FIELD GOALS MADE	18 at Houston (1/4/2025)
FIELD GOAL ATTEMPTS	46 at TCU (1/11/2025)
FIELD GOAL PERCENTAGE	46 vs. Wyoming (12/14/2024)
3-POINT FIELD GOALS MADE	.333 (23-69) at Providence (12/3/2024)
3-POINT FIELD GOAL ATTEMPTS	5 vs. Texas Tech (1/7/2025)
3-POINT FIELD GOAL PERCENTAGE	20 vs. Wyoming (12/14/2024)
FREE THROWS MADE	.217 (5-23) vs. Texas Tech (1/7/2025)
FREE THROW ATTEMPTS	4 at Utah (1/18/2025)
FREE THROW PERCENTAGE	4 vs. Queens (11/13/2024)
REBOUNDS	6 vs. Fresno State (12/11/2024)
ASSISTS	.400 (4-10) at Utah (1/18/2025)
STEALS	24 at Houston (1/4/2025)
BLOCKED SHOTS	9 at Providence (12/3/2024)
TURNOVERS	2 at TCU (1/11/2025)
FOULS	1 vs. Cincinnati (1/25/2025)
	1 vs. Florida A&M (12/20/2024)
	1 at Providence (12/3/2024)
	5 at Providence (12/3/2024)
	7 vs. Queens (11/13/2024)

## OPPONENT - GAME HIGHS

POINTS	96 vs. Ole Miss (11/28/2024)
FIELD GOALS MADE	31 vs. Ole Miss (11/28/2024)
FIELD GOAL ATTEMPTS	69 vs. Fresno State (12/11/2024)
FIELD GOAL PERCENTAGE	.595 (25-42) at Providence (12/3/2024)
3-POINT FIELD GOALS MADE	16 at Houston (1/4/2025)
3-POINT FIELD GOAL ATTEMPTS	37 vs. Fresno State (12/11/2024)
3-POINT FIELD GOAL PERCENTAGE	.571 (12-21) vs. Idaho (11/16/2024)
FREE THROWS MADE	29 vs. Ole Miss (11/28/2024)
FIELD THROW ATTEMPTS	36 vs. Ole Miss (11/28/2024)
FREE THROW PERCENTAGE	.917 (11-12) vs. Florida A&M (12/20/2024)
REBOUNDS	39 vs. Texas Tech (1/7/2025)
ASSISTS	39 vs. Ole Miss (11/28/2024)
STEALS	18 vs. Baylor (1/28/2025)
BLOCKED SHOTS	10 vs. Arizona State (12/31/2024)
TURNOVERS	10 vs. Ole Miss (11/28/2024)
FOULS	7 at Utah (1/18/2025)
	7 at Houston (1/4/2025)
	19 vs. Idaho (11/16/2024)
	23 vs. Baylor (1/28/2025)
	23 vs. Oklahoma State (1/14/2025)

## OPPONENT - GAME LOWS

POINTS	43 vs. Mississippi Valley State (11/23/2024)
FIELD GOALS MADE	17 vs. Mississippi Valley State (11/23/2024)
FIELD GOAL ATTEMPTS	42 at Providence (12/3/2024)
FIELD GOAL PERCENTAGE	.327 (18-55) vs. Florida A&M (12/20/2024)
3-POINT FIELD GOALS MADE	2 vs. Mississippi Valley State (11/23/2024)
3-POINT FIELD GOAL ATTEMPTS	10 vs. Mississippi Valley State (11/23/2024)
3-POINT FIELD GOAL PERCENTAGE	.179 (5-28) vs. Cincinnati (1/25/2025)
FREE THROWS MADE	1 vs. Cincinnati (1/25/2025)
FIELD THROW ATTEMPTS	4 vs. Cincinnati (1/25/2025)
FREE THROW PERCENTAGE	.250 (1-4) vs. Cincinnati (1/25/2025)
REBOUNDS	22 vs. Queens (11/13/2024)
ASSISTS	8 at Colorado (1/21/2025)
STEALS	8 vs. Mississippi Valley State (11/23/2024)
BLOCKED SHOTS	2 vs. Wyoming (12/14/2024)
TURNOVERS	0 vs. Arizona State (12/31/2024)
FOULS	9 vs. Texas Tech (1/7/2025)
	9 vs. NC State (11/29/2024)
	9 vs. Ole Miss (11/28/2024)
	10 vs. Central Arkansas (11/5/2024)



## BYU - INDIVIDUAL GAME HIGHS

### POINTS

30 Richie Saunders vs. Arizona State (12/31/2024)

### FIELD GOALS MADE

11 Richie Saunders vs. Arizona State (12/31/2024)  
Fousseyni Traore vs. Idaho (11/16/2024)

### FIELD GOAL ATTEMPTS

18 Richie Saunders vs. Arizona State (12/31/2024)

### FIELD GOAL PERCENTAGE (min. 5 made)

1.000 (8-8) Kanon Catchings vs. Baylor (1/28/2025)  
1.000 (6-6) Keba Keita vs. Fresno State (12/11/2024)

### 3-POINT FIELD GOALS MADE

6 Richie Saunders vs. Arizona State (12/31/2024)  
Dawson Baker vs. Queens (11/13/2024)

### 3-POINT FIELD GOAL ATTEMPTS

11 Richie Saunders vs. Arizona State (12/31/2024)  
Kanon Catchings vs. Central Arkansas (11/5/2024)

### 3-POINT FIELD GOAL PERCENTAGE (min. 2 made)

1.000 (4-4) Kanon Catchings (1/28/2025)  
1.000 (3-3) Dawson Baker at Colorado (1/21/2025)  
1.000 (3-3) Dallin Hall vs. Oklahoma State (1/14/2025)  
1.000 (3-3) Richie Saunders vs. NC State (11/29/2024)  
1.000 (2-2) Mawon Mag at Utah (1/18/2025)

### FREE THROWS MADE

7 Richie Saunders vs. Ole Miss (11/28/2024)  
Fousseyni Traore vs. Idaho (11/16/2024)

### FIELD THROW ATTEMPTS

8 Richie Saunders vs. Ole Miss (11/28/2024)  
Keba Keita vs. UC Riverside (11/8/2024)

### FREE THROW PERCENTAGE (min. 3 made)

1.000 (7-7) Fousseyni Traore vs. Idaho (11/16/2024)  
1.000 (6-6) Egor Demin at Providence (12/3/2024)  
1.000 (6-6) Fousseyni Traore vs. Ole Miss (11/28/2024)  
1.000 (4-4) Richie Saunders vs. Baylor (1/28/2025)  
1.000 (4-4) Richie Saunders vs. Oklahoma State (1/14/2025)  
1.000 (4-4) Dallin Hall at Houston (1/4/2025)  
1.000 (3-3) Kanon Catchings vs. Baylor (1/28/2025)  
1.000 (3-3) Mawot Mag vs. Florida A&M (12/20/2024)  
1.000 (3-3) Egor Demin vs. Idaho (11/16/2024)

### REBOUNDS

13 Keba Keita vs. Queens (11/13/2024)

### ASSISTS

11 Egor Demin vs. Central Arkansas (11/5/2024)

### STEALS

4 Egor Demin at Colorado (1/21/2025)  
Richie Saunders vs. Idaho (11/16/2024)  
Egor Demin vs. Central Arkansas (11/5/2024)

### BLOCKED SHOTS

3 Keba Keita at Utah (1/18/2025)  
Richie Saunders vs. Idaho (11/16/2024)  
Egor Demin vs. Idaho (11/16/2024)  
Kanon Catchings vs. Central Arkansas (11/5/2024)

### TURNOVERS

5 Egor Demin vs. Arizona State (12/31/2024)  
Egor Demin vs. Ole Miss (11/28/2024)

### FOULS

5 Richie Saunders vs. Baylor (1/28/2025)  
Dallin Hall at Providence (12/3/2024)

## OPPONENT - INDIVIDUAL GAME HIGHS

### POINTS

28 V.J. Edgecombe vs. Baylor (1/28/2025)  
Jaylen Murray vs. Ole Miss (11/28/2024)

### FIELD GOALS MADE

11 Ezra Ausar at Utah (1/18/2025)

### FIELD GOAL ATTEMPTS

19 Barrington Hargress vs. UC Riverside (11/8/2024)

### FIELD GOAL PERCENTAGE (min. 5 made)

1.000 (5-5) Mylik Wilson at Houston (1/4/2025)

### 3-POINT FIELD GOALS MADE

6 V.J. Edgecombe vs. Baylor (1/28/2025)  
Elijah Hawkins vs. Texas Tech (1/7/2025)

### 3-POINT FIELD GOAL ATTEMPTS

11 Gabe Madsen at Utah (1/18/2025)

### 3-POINT FIELD GOAL PERCENTAGE (min. 2 made)

1.000 (2-2) Mylik Wilson at Houston (1/4/2025)  
1.000 (2-2) Kaleb Washington vs. Florida A&M (12/20/2024)  
1.000 (2-2) Arthur Tate vs. Mississippi Valley State (11/23/2024)  
1.000 (2-2) Kyson Rose vs. Idaho (11/16/2024)  
1.000 (3-3) Maban Jabriel vs. Queens (11/13/2024)

### FREE THROWS MADE

10 Bryce Hopkins at Providence (12/3/2024)  
Dre Davis vs. Ole Miss (11/28/2024)

### FIELD THROW ATTEMPTS

14 Dre Davis vs. Ole Miss (11/28/2024)

### FREE THROW PERCENTAGE (min. 3 made)

1.000 (8-8) Robert Wrigth vs. Baylor (1/28/2025)  
1.000 (8-8) Sterling Young vs. Florida A&M (12/20/2024)  
1.000 (6-6) Matthew Murrell vs. Ole Miss (11/28/2024)  
1.000 (5-5) Jaylen Murray vs. Ole Miss (11/28/2024)  
1.000 (5-5) Micah Robinson at TCU (1/11/2025)  
1.000 (4-4) Emanuel Sharp at Houston (1/4/2025)  
1.000 (4-4) Alex Crawford vs. Fresno State (12/11/2024)

### REBOUNDS

11 Nehemiah Turner vs. Central Arkansas (11/5/2024)

### ASSISTS

8 Milos Uzan at Houston (1/4/2025)

### STEALS

4 Arturo Dean vs. Oklahoma State (1/14/2025)  
Zaon Collins vs. Fresno State (12/11/2024)

### BLOCKED SHOTS

3 Lawson Lovering at Utah (1/18/2025)  
Ja'Vier Francis at Houston (1/4/2025)  
Malcolm Wilson vs. Queens (11/13/2024)

### TURNOVERS

6 Brayden Fagebmi vs. Central Arkansas (11/5/2024)

### FOULS

5 Norchad Omier vs. Baylor (1/28/2025)  
Jamyron Keller vs. Oklahoma State (1/14/2025)  
Joseph Tugler at Houston (1/4/2025)  
Dontrez Styles vs. NC State (11/29/2024)  
Mikeal Brown-Jones vs. Ole Miss (11/28/2024)



# KEVIN YOUNG



## EDUCATION

Clayton State (2004, B.A.)

## COACHING EXPERIENCE

- BYU Head Coach (2024-present)
- Phoenix Suns Associate Head Coach (2021-24)
- Phoenix Suns Assistant Coach (2020-21)
- Philadelphia 76ers Assistant Coach (2016-20)
- Delaware 87ers Head Coach (2013-16)
- Iowa Energy Head Coach (2011-13)
- Utah Flash Head Coach (2010-11)
- Utah Flash Assistant Coach (2007-10)
- Shamrock Rovers Hoops Head Coach (2006-07)
- Utah Valley Assistant Coach (2005-06)
- Oxford College Assistant Coach (2004-05)

Kevin Young was named the 19th head coach in BYU men’s basketball program history on April 16, 2024.

No stranger to the highest level of basketball, Young was one of the most sought after assistants in the latest NBA hiring cycle before choosing to come to BYU. Prior to returning to the college game for the first time since working under Dick Hunsaker at Utah Valley, Young was on staff for the Phoenix Suns for four years including the last three as an associate head coach. He helped the organization reach the playoffs every year including a run to the NBA Finals in 2020-21.

Young was pulling double duty in the spring of 2024 as he was still helping the Suns during their run in the NBA Playoffs while putting together a coaching staff and recruiting.

In his final season in Phoenix, he help them finish second in the Pacific division and sixth in the West with a record of 49-33. Kevin Durant and Devin Booker became the Suns’ 12th pair of teammates to be named onto All-NBA teams in the same season with Durant being named to the Second Team for the fifth time in his career while Booker picked up Third Team accolades. In his first full season in Phoenix, Durant started in 75 games averaging 27.1 points, 0.2 less than his career average. He shot 52.3 percent from the field, 41.3 percent from three and 85.6 percent from the free throw line. Booker nearly averaged a career-high in scoring, finishing with 27.1 points per game.

Grayson Allen had a career year in Young’s offense leading the league in 3-point percentage shooting 46.1 percent from beyond the arc. He also had career-highs in field goal attempts per game, points per game, rebounds per game and assists per game.

Phoenix finished with the fourth-best record in the Western Conference in 2022-23, 45-37, after trading for Durant at the trade deadline. They advanced to the semifinals before falling to eventual NBA Champions Denver Nuggets. They only needed five games to defeat the Los Angeles Clippers including four straight wins after dropping game one of the series.

In his first season as associate head coach, Young and the Suns won a franchise record 64 games eclipsing the previous record of 62 set in 1992-93 and 2004-05. It also marked the first time since 2005 that they were the top seed in the Western Conference where they advanced the conference semifinals. Thy defeated the New Orleans Pelicans in six games before falling to Dallas Mavericks in the semifinals in seven games.

Booker was rewarded with a four-year, \$220 million supermax extension following a season where he averaged a career-high 27.8 points per game and was named an All-Star for at third time. He also became the second-greatest 3-point shooter in franchise history against the Portland Trail Blazers. He was joined on the All-Star team by Chris Paul, who moved up to third on the all-time list behind only Jason Kidd and John Stockton. Monty Williams and his staff also coached the All-Star game leading Team Lebron to a 163-160 victory over Team Durant.

His first season in Phoenix was one of the best in Suns history as they advanced to the NBA Finals for the first time in 28 years. They went 51-21 to win the Pacific Division and earn the No. 2 seed in the Western Conference behind the Utah Jazz.

The Suns defeated the Los Angeles Lakers in the first round of the playoffs before sweeping the Denver Nuggets in four games in the Western Conference semifinals. They went on to defeat Paul’s former team, Los Angeles Clippers, in the Western Conference finals, falling to Milwaukee Bucks in the NBA Finals in six games.

Booker was named the Player of the Month in February after helping the Suns go 12-3, their highest total wins ever in that month and most games they had won in a month since March 2010. He led the entire Western Conference with 27.9 points per game on 52.3 field goal shooting, 39.3 3-point shooting and 82.5 percent free throw shooting. He was also named an All-Star along Paul, who joined the franchise right before the season in a trade with Oklahoma City Thunder.

Young’s final season with the Philadelphia 76ers was shortened due to the COVID-19. The league officials suspended the season following the games of March 11 after it was reported that Rudy Gobert tested positive. The 76ers went 43-30 to finish third in the division and sixth in the Eastern Conference, falling to the Boston Celtics in four games in the opening round of the playoffs.

The 76ers went 4-4 in seeding games in the NBA bubble with wins over San Antonio, Washington, Orlando and Houston. They would lose to the Boston Celtics in four games in the playoffs with Joel Embiid scoring over 30 points in the final three contests.

In 2018-19, Philadelphia finished second in the Atlantic Division and third in the Eastern Conference. They advanced to the conference semifinals, losing in seven games to the eventual NBA Champion Toronto Raptors.

The 76ers were led by Embiid, a NBA All-Star and All-NBA Second Team honoree. He led the team in scoring (1,761), rebounds (871) and blocks (122). In his second full season in the league, Ben Simmons played in a team-high 79 games leading the team in minutes played, assists and steals.

After going 25-25 in the 50 games of the 2017-18 season, Philadelphia finished the remainder of the season 27-5 including winning a franchise record 16 consecutive games to finish the season. It was the team’s first appearance in the NBA Playoffs since 2011-12 and their first 50-win season since 2000-01.

Simmons was named the NBA Rookie of the Year after averaging 15.8 points, 8.2 assists and 8.1 rebounds per game. Embiid became the first All-Star for the Sixers that season since 2013. He averaged a double-double (22.9 points, 11.0 rebounds). Current LA Lakers head coach JJ Redick ranked second on the team in scoring at 17.1 points per game, shooting 42.0 percent from 3-point range.

His first season with the 76ers saw them win 28 games, a 18-game improvement for the franchise. Simmons, the first overall pick in the 2017 NBA Draft, missed the entire season due to a foot injury.

Embiid was named the Eastern Conference Rookie of the Month three times after being limited to only 31 games due to a left knee injury. The former No. 3 pick had missed the previous two seasons due to injury. He recorded the second-most consecutive 20-point games by a rookie in franchise history (10).

Dario Šarić was named the Rookie of the Month twice as the draft and stash product made his way to the NBA after being drafted by the organization in 2014. He appeared in a career-high 81 games and finished the season averaging 12.8 points and 6.3 rebounds per game, shooting 41.1 percent from the field, 31.1 percent from three and 78.2 percent from the charity stripe.

Young spent the previous three seasons with the Delaware 87ers including last two as head coach. He replaced Rob Baker, who was promoted to scout for the Philadelphia 76ers. The 87ers went from 20 wins to 21 wins to 26 wins during his time with the franchise.

He was instrumental in helping Thanasis Antetokounmpo get drafted while helping four players score at least 45 points. Of those two, Christian Wood and Jordan McRae made an impact in the NBA.

During his two seasons as the head coach of the Iowa Energy he compiled a record of 31-42. After replacing Nick Nurse, who was named the head coach of the Rio Grande Valley Vipers, Young led the team to a record of 25-25 and an appearance in the first round of the D-League Playoffs. He was also named the 2012 D-League All-Star Game coach.

Young spent two seasons with Utah Flash. He was promoted to head coach in 2010, leading the team to a record of 28-22 including a nine-game win streak. They reached the postseason, falling to eventual champion Iowa Energy in three games. He first joined the organization as an assistant coach for a season under Brad Jones after coaching overseas for a season.

His first head coaching experience came in Ireland after being named to lead Shamrock Rovers Hoops in 2006. In his lone season in the Superleague, Young led the team a 12-8 record and appearance in the quarterfinals of the Irish playoffs.

Prior to moving across the pond, Young spent a year as the director of basketball of operations at Utah Valley. Playing as an independent, the Wolverines went 17-12 including a 75-71 victory over Arizona State in Tempe, Ariz. After trailing by four at halftime, UVU outscored the Sun Devils 12-3 in the final 3:09 of regulation to seal the victory and overcome a four-point halftime deficit.

He began his coaching career at Oxford College of Emory in 2004-05 helping the Eagles go 22-10 and finis the year ranked 10th in the final NCAA poll.

Young finished his collegiate career at Clayton State after spending two years at Middle Georgia College where the standout guard led the team to a runner-up finish at the Georgia College Athletic Association State Tournament. During his time as a Laker, the standout guard appeared in 59 games including 51 starts averaging 24.9 minutes per game.

As a senior, he started in all 30 games for Lakers where averaged 8.2 points, 2.9 assists and 2.5 rebounds per game. He graduated with a degree in integrative studies.

Born in Salt Lake City, Utah, Young grew up in Marietta, Georgia attending Sprayberry High School. He was a two-year letterwinner under head coach Roger Kaum. He averaged 15 points and six assists per game as a senior, helping his team go 27-4 and ranked sixth in the state.

Young is married to Melissa (Bailey) Young and they have two sons and a daughter.

YOUNG'S HEAD COACHING RECORD													
Season	School	Overall	Pct.	Home	Pct.	Away	Pct.	Neutral	Pct.	Conf.	Pct.	Conf. Tourney	Postseason
2024-25	BYU	14-6	.700	11-1	.917	1-4	.200	2-1	.667	5-4	.556	0-0	0-0
	Overall	14-6	.700	11-1	.917	1-4	.200	2-1	.667	5-4	.556	0-0	0-0





## NUMERICAL/ALPHABETICAL ROSTER

### Numerical Roster

No.	Name	Pos.	Ht.	Wt.	Yr.	Exp	Hometown (Previous School)
0	Mawot Mag	F	6-7	220	Sr.	TR	Melbourne, Australia (Rutgers)
1	Trey Stewart	G	6-2	190	Sr.	3L	American Fork, Utah (American Fork HS)
2	Elijah Crawford	G	6-2	182	Fr.	HS	Augusta, Georgia (Brewster Academy)
3	Egor Demin	G	6-9	190	Fr.	HS	Moscow, Russia (Real Madrid)
4	Brody Kozlowski	F	6-8	231	Fr.	HS	Draper, Utah (Corner Canyon HS)
5	Mihailo Bošković	F	6-10	220	Jr.	HS	Užice, Serbia (Igokea)
6	Kanon Catchings	F	6-9	212	Fr.	HS	Brownsburg, Indiana (Overtime Elite)
7	Khadim Mboup	F	6-9	-	Fr.	HS	Dakar, Senegal (NBA Academy Africa)
12	Townsend Tripple	F	6-8	218	So.	1L	Meridian, Idaho (Rocky Mountain HS)
13	Keba Keita	C	6-9	229	Jr.	TR	Bamako, Mali (Utah)
15	Richie Saunders	G	6-5	196	Jr.	2L	Riverton, Utah (Wasatch Academy)
20	Max Triplett	F	6-9	230	Jr.	TR	Huntsville, Utah (Snow College)
21	Trevin Knell	G	6-5	186	Sr.	3L	North Salt Lake, Utah (Woods Cross HS)
25	Dawson Baker	G	6-4	201	R-Jr.	RS	Coto De Caza, California (UC Irvine)
30	Dallin Hall	G	6-4	197	Jr.	2L	Plain City, Utah (Fremont HS)
45	Fousseyini Traore	F	6-6	250	Sr.	3L	Bamako, Mali (Wasatch Academy)
51	Jared McGregor	G	6-3	198	Jr.	2L	Saratoga Springs, Utah (Westlake HS)

### Alphabetical Roster

No.	Name	Pos.	Ht.	Wt.	Yr.	Exp	Hometown (Previous School)
25	Dawson Baker	G	6-4	201	R-Jr.	RS	Coto De Caza, California (UC Irvine)
5	Mihailo Bošković	F	6-10	220	Jr.	HS	Užice, Serbia (Igokea m:tel)
6	Kanon Catchings	F	6-9	212	Fr.	HS	Brownsburg, Indiana (Overtime Elite)
2	Elijah Crawford	G	6-2	182	Fr.	HS	Augusta, Georgia (Brewster Academy)
3	Egor Demin	G	6-9	190	Fr.	HS	Moscow, Russia (Real Madrid)
30	Dallin Hall	G	6-4	197	Jr.	2L	Plain City, Utah (Fremont HS)
13	Keba Keita	C	6-9	229	Jr.	TR	Bamako, Mali (Utah)
21	Trevin Knell	G	6-5	186	Sr.	3L	North Salt Lake, Utah (Woods Cross HS)
4	Brody Kozlowski	F	6-8	231	Fr.	HS	Draper, Utah (Corner Canyon HS)
0	Mawot Mag	F	6-7	220	Sr.	TR	Melbourne, Australia (Rutgers)
7	Khadim Mboup	F	6-9	-	Fr.	HS	Dakar, Senegal (NBA Academy Africa)
51	Jared McGregor	G	6-3	198	Jr.	2L	Saratoga Springs, Utah (Westlake HS)
15	Richie Saunders	G	6-5	196	Jr.	2L	Riverton, Utah (Wasatch Academy)
1	Trey Stewart	G	6-2	190	Sr.	3L	American Fork, Utah (American Fork HS)
45	Fousseyini Traore	F	6-6	250	Sr.	3L	Bamako, Mali (Wasatch Academy)
20	Max Triplett	F	6-9	230	Jr.	TR	Huntsville, Utah (Snow College)
12	Townsend Tripple	F	6-8	218	So.	1L	Meridian, Idaho (Rocky Mountain HS)

### Coaching Staff

Name	Position (Year at BYU)	Alma Mater (Year)
Kevin Young	Head Coach (1st)	Clayton State (2004)
Will Voigt	Assistant Coach (1st)	Pomona College (1998)
Brandon Dunson	Assistant Coach (1st)	Azusa Pacific (2012)
Chris Burgess	Assistant Coach (4th)	Utah (2014)
Tim Fanning	Assistant Coach (1st)	Whittier College (2007)
John Linehan	Assistant Coach (1st)	Providence (2013)
Doug Stewart	Chief of Staff (1st)	Brown (1994)
Jordan Brady	Dir. of Player Development	UVU (2008)
Akash Sebastian	Dir. of Analytics & Strategy (1st)	Birla Education of Technology & Science (2019)
Danielle LaFata	Dir. of Nutrition (1st)	Wayne State (2006)
Justin Young	Dir. of Recruiting (1st)	Kennesaw State
Nate Austin	Dir. of Basketball Operations (2nd)	BYU (2016)
Robert Ramos	Dir. of Sports Medicine (23rd)	BYU (1995)
Michael Davie	Dir. of Strength & Conditioning/Sports Science (2nd)	Queensland University of Technology (2005)

### Pronunciation Guide

Mihailo Boskovic	mee-high-low bos-shko-vitch
Kanon Catchings	cannon (like the camera)
Egor Demin	yay-gor di-min
Keba Keita	kay-buh kay-tah
Trevin Knell	nell (like smell)
Brody Kozlowski	cause-lou-ski
Mawot Mag	moh-wit mag (like magazine)
Khadim Mboup	huh-deem mm-boop
Robert Ramos	ray-mos
Richie Saunders	saw-n-ders
Fousseyini Traore	foo-sen-ee try-or-eh
Will Voigt	voit
Akash Sebastian	uh-cosh

## GEOGRAPHIC BREAKDOWN

### Australia

Mawot Mag

### California

Dawson Baker

### Georgia

Elijah Crawford

### Idaho

Townsend Tripple

### Indiana

Kanon Catchings

### Mali

Keba Keita  
Fousseyini Traore

### Russia

Egor Demin

### Senegal

Khadim Mboup

### Serbia

Mihailo Bošković

### Utah

Dallin Hall  
Trevin Knell  
Brody Kozlowski  
Jared McGregor  
Richie Saunders  
Trey Stewart  
Max Triplett

## CLASS BREAKDOWN

### Freshman

Kanon Catchings  
Elijah Crawford  
Egor Demin  
Brody Kozlowski  
Khadim Mboup

### Sophomore

Townsend Tripple

### Junior

Dawson Baker\*  
Mihailo Bošković  
Dallin Hall  
Keba Keita  
Jared McGregor  
Richie Saunders  
Max Triplett

### Senior

Trevin Knell  
Mawot Mag  
Trey Stewart  
Fousseyini Traore

\*Redshirted 2023-24 season





**#0 Mawot Mag**  
6-7 | Forward | Senior  
Melbourne, Australia



**#1 Trey Stewart**  
6-2 | Guard | Senior  
American Fork, Utah



**#2 Elijah Crawford**  
6-2 | Guard | Freshman  
Augusta, Georgia



**#3 Egor Demin**  
6-9 | Guard | Freshman  
Moscow, Russia



**#4 Brody Kozlowski**  
6-8 | Forward | Freshman  
Draper, Utah




**#5 Mihailo Boskovic**  
6-10 | Forward | Junior  
Uzice, Serbia



**#6 Kanon Catchings**  
6-9 | Forward | Freshman  
Brownsburg, Indiana



**#7 Khadim Mboup**  
6-9 | Forward | Freshman  
Dakar, Senegal



**#12 Townsend Tripple**  
6-8 | Forward | Sophomore  
Meridian, Idaho



**#13 Keba Keita**  
6-9 | Forward | Junior  
Bamako, Mali



**#15 Richie Saunders**  
6-5 | Forward | Junior  
Riverton, Utah



**#20 Max Triplett**  
6-9 | Forward | Junior  
Huntsville, Utah



**#21 Trevin Knell**  
6-5 | Guard | Senior  
North Salt Lake, Utah



**#25 Dawson Baker**  
6-4 | Guard | Redshirt Junior  
Coto de Caza, California



**#30 Dallin Hall**  
6-4 | Guard | Junior  
Plain City, Utah



**#45 Fousseyni Traore**  
6-6 | Forward | Senior  
Bamako, Mali



**#51 Jared McGregor**  
6-3 | Guard | Junior  
Saratoga Springs, Utah



**Kevin Young**  
Head Coach



**Will Voigt**  
Assistant Coach



**Brandon Dunson**  
Assistant Coach



**Chris Burgess**  
Assistant Coach



**Tim Fanning**  
Assistant Coach



**John Linehan**  
Assistant Coach



**Doug Stewart**  
Chief of Staff




**Nate Austin**  
Dir. of Basketball Operations



**Jordan Brady**  
Dir. of Player Development



**Akash Sebastian**  
Dir. of Analytics & Strategy



**Danielle LaFata**  
Dir. of Nutrition



**Justin Young**  
Dir. of Recruiting



**Robert Ramos**  
Dir. of Sports Medicine





2024-25

Scored a season-high 11 points in win over Wyoming... knocked down three 3-pointers for the second time in his career... also had three rebounds in win over the Cowboys... got first start as a Cougar in win over Florida A&M... scored in double figures in three of last five appearances... tied a career-high with two blocks at TCU...

PERSONAL

Born in Sudan, then moved to Melbourne, Australia at two years old...

BEFORE BYU

Spent four seasons at Rutgers... graduated with a Bachelor's in labor studies and employment relations... appeared in 80 games including 41 starts, averaging 17.8 minutes per game... averaged 5.5 points, 3.1 rebounds and 0.8 assists per game... shot 44.3 percent from the field, 26.3 percent from three and 70.7 percent from the free throw line... scored in double figures 17 times... recorded lone double-double of collegiate career with 24 points and 10 boards against Iowa on January 6, 2024... appeared in 17 games with 16 starts as a senior... played at Prolific Prep for final two seasons after spending a year at Victory Rock Prep in Florida... three-star recruit by Rivals and 247Sports... no. 41 small forward and No. 223 overall in Class of 2020... averaged 10.2 points, 6.0 rebounds, 2.5 assists and 1.5 steals per game as a senior... only appeared in six games as a junior, averaging 10.0 points, 6.5 rebounds, 1.5 rebounds and 1.5 blocks per game... chose Rutgers over Cal State Fullerton, DePaul, Oregon State, Washington State and Nevada...

2024-25 GAME-BY-GAME

OPPONENT	DATE	GS	MIN.	FG-FGA	PCT	3FG-FGA	PCT	FT-FTA	PCT	OFF	DEF	REB	AST	BLK	STL	PF	TO	PTS	AVG
Central Arkansas	11/5		13	1-4	.250	1-2	.500	0-0	.000	2	0	2	1	0	1	2	1	3	3.0
UC Riverside	11/8		4	1-1	1.000	0-0	.000	0-0	.000	0	0	0	0	0	0	1	0	2	2.5
Queens	11/13		15	3-5	.600	0-2	.000	0-0	.000	2	0	2	1	1	1	1	0	6	3.7
Idaho	11/16		10	0-1	.000	0-0	.000	2-3	.667	1	0	1	0	0	0	1	0	2	3.3
Mississippi Valley	11/23		11	1-3	.333	0-1	.000	2-2	1.000	0	0	0	0	0	0	3	0	4	3.4
vs. Ole Miss	11/28		1	0-0	.000	0-0	.000	0-0	.000	0	1	1	0	0	0	1	0	0	2.8
vs. NC State	11/29																		
at Providence	12/3		9	0-0	.000	0-0	.000	2-2	1.000	1	0	1	0	0	0	3	0	2	2.7
Fresno State	12/11																		
vs. Wyoming	12/14		23	4-5	.800	3-4	.750	0-0	.000	1	2	3	1	1	1	0	0	11	3.8
Florida A&M	12/20	*	15	3-4	.750	1-2	.500	3-3	1.000	0	2	2	1	1	1	3	0	10	4.4
Arizona State	12/31		10	1-3	.333	0-1	.000	0-0	.000	0	0	0	0	0	1	2	1	2	4.2
at Houston	1/4		6	1-2	.500	0-0	.000	0-0	.000	0	0	0	0	0	1	1	1	2	4.0
Texas Tech	1/7		21	5-9	.556	1-4	.250	0-0	.000	3	2	5	1	0	1	2	0	11	4.6
at TCU	1/11		25	1-4	.250	0-2	.000	3-4	.750	1	2	3	0	2	1	1	0	5	4.6
Oklahoma State	1/14	*	20	2-5	.400	0-2	.000	2-4	.500	1	1	2	1	0	2	1	1	6	4.7
at Utah	1/18	*	14	2-2	1.000	2-2	1.000	0-1	.000	0	0	0	0	0	0	3	0	6	4.8
at Colorado	1/21	*	23	5-9	.556	0-3	.000	1-1	1.000	0	5	5	1	0	1	3	2	11	5.2
Cincinnati	1/25	*	24	1-1	1.000	0-0	.000	1-2	.500	0	2	2	0	0	2	1	3	3	5.1
Baylor	1/28	*	32	1-3	.333	1-2	.500	0-1	.000	2	1	3	0	0	0	1	0	3	4.9
at UCF	2/1																		
ARizona	2/4																		
at Cincinnati	2/8																		
at West Virginia	2/11																		
Kansas State	2/15																		
Kansas	2/18																		
at Arizona	2/22																		
at Arizona State	2/26																		
West Virginia	3/1																		
at Iowa State	3/4																		
Utah	3/8																		
TOTAL			274	32-61	.525	9-27	.333	16-23	.696	14	18	32	7	5	13	30	9	89	4.9

SEASON HIGHS

Points:	11 (3x)	at Colorado (1/21/25)
Rebounds:	5 (2x)	at Colorado (1/21/25)
Assists:	1 (7x)	at Colorado (1/21/25)
Steals:	2 (2x)	Cincinnati (1/25/25)
Blocks:	2	at TCU (1/11/25)
Field Goals:	5 (2x)	at Colorado (1/21/25)
3-Pointers:	3	vs. Wyoming (12/14/24)
Free Throws:	3	Florida A&M (12/20/24)
Minutes:	32	Baylor (1/28/25)

CAREER HIGHS

Points:	24	at Iowa (01/06/24)
Rebounds:	10	at Iowa (01/06/24)
Assists:	4 (2x)	. Indiana (01/09/24)
Steals:	3 (3x)	at Michigan (02/03/24)
Blocks:	2 (4x)	at TCU (1/11/25)
Field Goals:	7 (2x)	Nebraska (01/17/24)
3-Pointers:	3 (2x)	vs. Wyoming (12/14/24)
Free Throws:	7	at Iowa (01/06/24)
Minutes:	38	Nebraska (01/17/24)

BIG 12 HIGHS

Points:	11 (2x)	at Colorado (1/21/25)
Rebounds:	5 (2x)	at Colorado (1/21/25)
Assists:	1 (3x)	at Colorado (1/21/25)
Steals:	2 (2x)	Cincinnati (1/25/25)
Blocks:	2	at TCU (1/11/25)
Field Goals:	5 (2x)	at Colorado (1/21/25)
3-Pointers:	2	at Utah (1/18/25)
Free Throws:	3	at TCU (1/11/25)
Minutes:	32	Baylor (1/28/25)

PRODUCTION TRACKER

	2024-25	Career
Had a double-double	--	1 (0-1)
Scored 10+ points	4 (3-1)	21 (15-6)
Scored 20+ points	--	1 (0-1)
Led BYU in scoring	--	--
Led BYU in rebounds	--	--
Led BYU in assists	--	--
Led BYU in steals	4 (2-2)	4 (2-2)
Made 3+ 3-pt FGs	1 (1-0)	2 (1-1)
Had 3+ assists	--	4 (2-2)
Had 5+ assists	--	--
Had 3+ steals	--	3 (2-1)
Had 5+ rebounds	2 (1-1)	25 (15-10)
Had 10+ rebounds	--	1 (0-1)

CAREER STATISTICS

YEAR	GP-GS	MPG	FG-FGA	PCT	3FG-A	PCT	FT-FTA	PCT	OFF-DEF-REB	AVG	PF-D	A	AVG	TO	BLK	AVG	STL	AVG	PTS	AVG
2020-21*	12-0	5.8	10-16	.625	1-3	.333	3-6	.500	4-9-13	1.1	5-0	1	0.1	4	1	0.1	2	0.2	24	2.0
2021-22*	28-2	11.7	31-75	.413	4-17	.235	16-23	.696	24-28-52	1.9	3-60	12	0.4	17	7	0.3	8	0.3	82	2.9
2022-23*	23-23	24.8	67-134	.500	9-30	.300	37-50	.740	37-84-121	5.3	48-1	26	1.1	35	9	0.4	23	1.0	180	7.8
2023-24*	17-16	26.8	58-150	.387	12-49	.245	26-37	.703	22-42-64	3.8	36-1	21	1.2	26	7	0.4	20	1.2	154	9.1
2024-25	18-6	15.2	32-61	.525	9-27	.333	16-23	.696	14-18-32	1.8	30-0	7	0.4	9	5	0.3	13	0.7	89	4.9
TOTAL!	98-47	17.3	198-36	.454	35-126	.278	98-139	.705	101-181-282	2.9	155-2	67	0.7	91	29	0.3	66	0.7	529	5.4

\* Rutgers ! Rutgers and BYU







# TREY STEWART

SENIOR | 6-2 | GUARD | AMERICAN FORK, UTAH | AMERICAN FORK HIGH SCHOOL

## 2024-25

Made season debut in win over Mississippi Valley State... connecting on a 3-pointer for the 11th time in his career...

## 2023-24

Got first career start in season opener against Houston Christian... 35th different player to start a game under Pope... scored a career-high 10 points against HCU... hit at least one 3-pointer in six games this season... has a season-high four assists three times... appeared in 11 straight games after only appearing in two of BYU's first nine league games...

## 2022-23

WCC All-Academic Honorable Mention... 12th in the WCC in assist-turnover- ratio... had a career-high eight assists in win over Western Oregon... carer-high nine points against Santa Clara... made first career 3-pointer and free throw against the San Diego State...

## 2021-22

Appeared in 11 games, playing a total of 26 minutes... scored a season-high two points against Oregon and Washington State... played a season-high five minutes in NIT first round win over Long Beach State...

## BEFORE BYU

Graduated from American Fork... first team all-state as a senior after averaging 14.8 points per game...served a mission for the Church of Jesus Christ of Latter Day Saints in Leeds, England and Kennewick, Washington...

## PERSONAL

Founder of Default Happiness, a clothing company focused on promotion a happy and healthy mindset in athletes by wearing the source of their game while they game... put together his own fashion show in the fall... signed former BYU and current Minnesota Vikings quarterback Jaren Hall to a NIL deal producing his own clothing line called 'kindness counts'... sister, Sophie, played soccer at Utah Tech...

## 2024-25 GAME-BY-GAME

OPPONENT	DATE	GS	MIN.	FG-FGA	PCT	3FG-FGA	PCT	FT-FTA	PCT	OFF	DEF	REB	AST	BLK	STL	PF	TO	PTS	AVG
Central Arkansas	11/5																		
UC Riverside	11/8																		
Queens	11/13																		
Idaho	11/16																		
Mississippi Valley	11/23		9	1-1	1.000	1-1	1.000	0-0	.000	0	1	1	0	0	0	1	1	3	3.0
vs. Ole Miss	11/28		1	0-0	.000	0-0	.000	0-0	.000	0	0	0	0	0	0	0	0	0	1.5
vs. NC State	11/29		6	0-1	.000	0-1	.000	0-0	.000	1	0	1	0	0	0	1	0	0	1.0
at Providence	12/3		4	0-1	.000	0-1	.000	0-0	.000	0	0	0	0	0	0	0	0	0	0.8
Fresno State	12/11																		
vs. Wyoming	12/14																		
Florida A&M	12/20		7	0-0	.000	0-0	.000	0-0	.000	0	0	0	1	0	2	1	0	0	0.6
Arizona State	12/31		2	0-0	.000	0-0	.000	0-0	.000	0	0	0	0	0	0	1	0	0	0.5
at Houston	1/4		3	0-0	.000	0-0	.000	0-0	.000	0	0	0	0	0	1	0	0	0	0.4
Texas Tech	1/7		1	1-1	1.000	1-1	1.000	0-0	.000	0	0	0	0	0	0	0	0	3	0.8
at TCU	1/11		1	0-0	.000	0-0	.000	0-0	.000	0	0	0	0	0	0	0	0	0	0.7
Oklahoma State	1/14																		
at Utah	1/18		4	0-1	.000	0-1	.000	0-0	.000	0	0	0	0	0	0	0	0	0	0.6
at Colorado	1/21		1	0-0	.000	0-0	.000	0-0	.000	0	0	0	0	0	0	0	0	0	0.5
Cincinnati	1/25		1	0-0	.000	0-0	.000	0-0	.000	0	0	0	0	0	0	0	0	0	0.5
Baylor	1/28		1	0-0	.000	0-0	.000	0-0	.000	0	0	0	0	0	0	0	0	0	0.5
at UCF	2/1																		
ARizona	2/4																		
at Cincinnati	2/8																		
at West Virginia	2/11																		
Kansas State	2/15																		
Kansas	2/18																		
at Arizona	2/22																		
at Arizona State	2/26																		
West Virginia	3/1																		
at Iowa State	3/4																		
Utah	3/8																		
TOTAL			39	2-5	.400	2-5	.400	0-0	.000	1	1	2	1	0	3	4	1	6	0.5

## SEASON HIGHS

Points:	3 (2x)	Texas Tech (1/7/25)
Rebounds:	1	Mississippi Valley State (11/23/24)
Assists:	1	Florida A&M (12/20/24)
Steals:	2	Florida A&M (12/20/24)
Blocks:	--	--
Field Goals:	1 (2x)	Texas Tech (1/7/25)
3-Pointers:	1 (2x)	Texas Tech (1/7/25)
Free Throws:	--	--
Minutes:	9	Mississippi Valley State (11/23/24)

## CAREER HIGHS

Points:	10	Houston Christian (11/06/23)
Rebounds:	6	Bellarmine (12/22/23)
Assists:	8	Western Oregon (12/15/22)
Steals:	4	vs. Westminster (11/29/22)
Blocks:	2 (5x)	Wyoming (12/30/23)
Field Goals:	4	Santa Clara (2/16/23)
3-Pointers:	1 (12x)	Texas Tech (1/7/25)
Free Throws:	2 (3x)	vs. Arizona State (11/23/23)
Minutes:	23	vs. Westminster (11/29/22)

## BIG 12 HIGHS

Points:	4	Kansas State (2/10/24)
Rebounds:	3	Kansas State (2/10/24)
Assists:	1 (4x)	at Kansas (2/27/24)
Steals:	2	Kansas State (2/10/24)
Blocks:	--	--
Field Goals:	2	Kansas State (2/10/24)
3-Pointers:	1	Texas Tech (1/7/25)
Free Throws:	--	--
Minutes:	9	UCF (2/13/24)

## PRODUCTION TRACKER

	2024-25	Career
Had a double-double	--	--
Scored 10+ points	--	1 (1-0)
Scored 20+ points	--	--
Led BYU in scoring	--	--
Led BYU in rebounds	--	--
Led BYU in assists	--	1 (1-0)
Led BYU in steals	2 (1-1)	7 (6-1)
Made 3+ 3-pt FGs	--	--
Had 3+ assists	--	6 (6-0)
Had 5+ assists	--	1 (1-0)
Had 3+ steals	--	3 (3-0)
Had 5+ rebounds	--	3 (3-0)
Had 10+ rebounds	--	--

## CAREER STATISTICS

YEAR	GP-GS	MPG	FG-FGA	PCT	3FG-A	PCT	FT-FTA	PCT	OFF-DEF-REB	AVG	PF-D	A	AVG	TO	BLK	AVG	STL	AVG	PTS	AVG
2021-22	11-0	2.6	2-9	.222	0-3	.000	0-0	.000	2-5-7	0.6	5-0	2	0.2	2	1	0.1	3	0.3	4	0.4
2022-23	27-0	10.2	16-64	.250	4-34	.118	5-10	.500	10-22-32	1.2	42-1	28	1.0	14	6	0.2	22	0.8	41	1.5
2023-24	26-4	9.4	22-54	.407	6-23	.261	6-10	.600	11-36-47	1.8	28-0	29	1.1	20	6	0.2	12	0.5	56	2.2
2024-25	13-0	3.0	2-5	.400	2-5	.400	0-0	.000	1-1-2	0.2	4-0	1	0.1	1	0	0.0	3	0.2	6	0.5
TOTAL	77-4	7.6	42-132	.318	12-65	.185	11-20	.550	24-64-88	1.1	79-1	60	0.8	37	13	0.2	40	0.5	107	1.4





# ELIJAH CRAWFORD

FRESHMAN | 6-2 | GUARD | AUGUSTA, GEORGIA | BREWSTER ACADEMY

## 2024-25

Made collegiate debut in season opener against Central Arkansas... finished with two points, four rebounds, two assists and a steal... scored a career-high five points in win over Wyoming at the Delta Center... made first career 3-pointer against the Cowboys...

## BEFORE BYU

Prepped at Brewster Academy... four-star recruit (247Sports, On3, ESPN)... Ranked No. 96 in ESPN 100... MaxPreps.com New Hampshire Player of the Year as a senior... averaged 12.0 points, 4.3 assists, 3.4 rebounds and 1.6 steals per game... shot 46.0 percent from the field, 40.0 percent from three and 90.0 percent from the free throw line... helped Augusta Christian win a state title as a sophomore... 15U EYBL Peach Jam Champion...

## PERSONAL

Son of Brittany Williams and Broderick Crawford... has three siblings... cousin, Vonteeogo Cummings, played at Pitt and overseas...

## 2024-25 GAME-BY-GAME

OPPONENT	DATE	GS	MIN.	FG-FGA	PCT	3FG-FGA	PCT	FT-FTA	PCT	OFF	DEF	REB	AST	BLK	STL	PF	TO	PTS	AVG
Central Arkansas	11/5		12	1-4	.250	0-2	.000	0-0	.000	3	1	4	2	0	1	3	1	2	2.0
UC Riverside	11/8		8	0-2	.000	0-0	.000	0-0	.000	0	1	1	0	0	0	1	2	0	1.0
Queens	11/13		16	1-2	.500	0-0	.000	1-2	.500	2	2	4	4	0	2	2	2	3	1.7
Idaho	11/16		10	0-1	.000	0-1	.000	0-1	.000	0	0	0	1	0	1	2	0	0	1.3
Mississippi Valley	11/23		2	0-1	.000	0-1	.000	0-0	.000	0	0	0	0	0	0	0	0	0	1.0
vs. Ole Miss	11/28		3	0-0	.000	0-0	.000	0-0	.000	0	0	0	0	0	0	0	0	0	0.8
vs. NC State	11/29																		
at Providence	12/3		3	0-2	.000	0-0	.000	2-2	1.000	0	1	1	0	0	0	0	0	2	1.0
Fresno State	12/11		9	1-3	.333	0-1	.000	0-0	.000	0	0	0	1	0	0	2	1	2	1.1
vs. Wyoming	12/14		11	2-3	.667	1-2	.500	0-0	.000	0	0	0	0	0	0	2	0	5	1.6
Florida A&M	12/20		14	1-3	.333	0-1	.000	2-2	1.000	0	3	3	4	0	2	2	0	4	1.8
Arizona State	12/31		1	0-0	.000	0-0	.000	0-0	.000	0	0	0	0	0	0	1	0	0	1.6
at Houston	1/4		3	0-0	.000	0-0	.000	0-0	.000	0	0	0	0	0	0	0	0	0	1.5
Texas Tech	1/7		1	0-0	.000	0-0	.000	0-0	.000	0	0	0	0	0	0	0	0	0	1.4
at TCU	1/11																		
Oklahoma State	1/14																		
at Utah	1/18																		
at Colorado	1/21		3	0-0	.000	0-0	.000	0-0	.000	0	0	0	0	0	0	0	0	0	1.3
Cincinnati	1/25		1	2-2	1.000	1-1	1.000	0-0	.000	0	0	0	0	0	0	0	0	5	1.5
Baylor	1/28																		
at UCF	2/1																		
ARizona	2/4																		
at Cincinnati	2/8																		
at West Virginia	2/11																		
Kansas State	2/15																		
Kansas	2/18																		
at Arizona	2/22																		
at Arizona State	2/26																		
West Virginia	3/1																		
at Iowa State	3/4																		
Utah	3/8																		
TOTAL			99	8-23	.348	2-9	.222	5-7	.714	5	8	13	12	0	6	15	6	23	1.5

## SEASON HIGHS

Points:	5 (2x)	Cincinnati (1/25/25)
Rebounds:	4 (2x)	Queens (11/13/24)
Assists:	4 (2x)	Florida A&M (12/20/24)
Steals:	2 (2x)	Florida A&M (12/20/24)
Blocks:	--	--
Field Goals:	2 (2x)	Cincinnati (1/25/25)
3-Pointers:	1 (2x)	Cincinnati (1/25/25)
Free Throws:	2 (2x)	Florida A&M (12/20/24)
Minutes:	16	Queens (11/13/24)

## CAREER HIGHS

Points:	5 (2x)	Cincinnati (1/25/25)
Rebounds:	4 (2x)	Queens (11/13/24)
Assists:	4 (2x)	Florida A&M (12/20/24)
Steals:	2 (2x)	Florida A&M (12/20/24)
Blocks:	--	--
Field Goals:	2 (2x)	Cincinnati (1/25/25)
3-Pointers:	1 (2x)	Cincinnati (1/25/25)
Free Throws:	2 (2x)	Florida A&M (12/20/24)
Minutes:	16	Queens (11/13/24)

## BIG 12 HIGHS

Points:	5	Cincinnati (1/25/25)
Rebounds:	--	--
Assists:	--	--
Steals:	--	--
Blocks:	--	--
Field Goals:	2	Cincinnati (1/25/25)
3-Pointers:	1	Cincinnati (1/25/25)
Free Throws:	--	--
Minutes:	3 (2x)	at Colorado (1/21/25)

## PRODUCTION TRACKER

	2024-25	Career
Had a double-double	--	--
Scored 10+ points	--	--
Scored 20+ points	--	--
Led BYU in scoring	--	--
Led BYU in rebounds	--	--
Led BYU in assists	--	--
Led BYU in steals	2 (2-0)	2 (2-0)
Made 3+ 3-pt FGs	--	--
Made 3+ 3-pt FGS	--	--
Had 5+ assists	--	--
Had 7+ assists	--	--
Had 3+ steals	--	--
Had 5+ rebounds	--	--

## CAREER STATISTICS

YEAR	GP-GS	MPG	FG-FGA	PCT	3FG-A	PCT	FT-FTA	PCT	OFF-DEF-REB	AVG	PF-D	A	AVG	TO	BLK	AVG	STL	AVG	PTS	AVG
2024-25	15-0	6.6	8-23	.348	2-9	.222	5-7	.714	5-8-13	0.9	15-0	12	0.8	6	0	0.0	6	0.4	23	1.5
TOTAL	15-0	6.6	8-23	.348	2-9	.222	5-7	.714	5-8-13	0.9	15-0	12	0.8	6	0	0.0	6	0.4	23	1.5





# EGOR DEMIN

FRESHMAN | 6-9 | GUARD | MOSCOW, RUSSIA | REAL MADRID

## 2024-25

**Big 12 Newcomer of the Week (Nov. 11, Nov. 18)...** 7th most assist by a freshman in program history... most assists in a debut in program history (11)... fourth-most assists by a freshmen in program history (11)... second-most 3-point field goals in a debut (4)... second-most steals in a debut (4)... one of only two Big 12 Freshman to have 10+ points and 10+ assists in collegiate debut (Oklahoma's Trae Young)... one of five freshmen since 1992 to have 15 points, seven assists, three steals and three blocks in a game... made collegiate debut with a start against Central Arkansas... finished with a double-double (18 points, 11 assists)... also had four rebounds and four steals in 31 minutes of action... missed three games in December due to injury...

## BEFORE BYU

22nd youngest player in NCAA Division I men's basketball... Five-star recruit (247Sports)... averaged 16.0 points, 8.2 rebounds, 3.8 assists and 1.6 steals per game at 2024 Adidas Next Generation Tournament helping Real Madrid secure its second consecutive title... appeared in 21 games for Real Madrid 2 during 2023-24 Spain EBA season... averaged 13.0 points, 5.1 rebounds and 4.3 assists per game... shot 57.1 percent from the field, 33.6 percent from three and 78.4 percent from the free throw line... also played with Trinta in Moscow, Russia... three-time Russian national champion... two-time MVP of Russian National Championship...

## PERSONAL

Son of Natalia and Vladimir... has one brother... loves to cook... has different colored eyes... grew a foot in less than a year... eats with his left hand... wants to learn how to play the piano...

SEASON HIGHS	Points:	20	UC Riverside (11/8/24)
	Rebounds:	11	vs. NC State (11/29/24)
	Assists:	11	Central Arkansas (11/5/24)
	Steals:	4 (2x)	at Colorado (1/21/25)
	Blocks:	3	Idaho (11/16/24)
	Field Goals:	8	UC Riverside (11/8/24)
	3-Pointers:	4	Central Arkansas (11/5/24)
	Free Throws:	6 (2x)	Cincinnati (1/25/25)
	Minutes:	37	vs. Ole Miss (11/28/24)

CAREER HIGHS	Points:	20	UC Riverside (11/8/24)
	Rebounds:	11	vs. NC State (11/29/24)
	Assists:	11	Central Arkansas (11/5/24)
	Steals:	4 (2x)	at Colorado (1/21/25)
	Blocks:	3	Idaho (11/16/24)
	Field Goals:	8	UC Riverside (11/8/24)
	3-Pointers:	4	Central Arkansas (11/5/24)
	Free Throws:	6 (2x)	Cincinnati (1/25/25)
	Minutes:	37	vs. Ole Miss (11/28/24)

BIG 12 HIGHS	Points:	15 (2x)	Baylor (1/28/25)
	Rebounds:	5 (2x)	Cincinnati (1/25/25)
	Assists:	8	Oklahoma State (1/14/25)
	Steals:	4	at Colorado (1/21/25)
	Blocks:	2 (2x)	at Colorado (1/21/25)
	Field Goals:	5	Baylor (1/28/25)
	3-Pointers:	3	Cincinnati (1/25/25)
	Free Throws:	6	Cincinnati (1/25/25)
	Minutes:	30 (2x)	at Utah (1/18/25)

PRODUCTION TRACKER		2024-25	Career
	Had a double-double	1 (1-0)	1 (1-0)
	Scored 10+ points	9 (7-2)	9 (7-2)
	Scored 20+ points	1 (1-0)	1 (1-0)
	Led BYU in scoring	2 (2-0)	2 (2-0)
	Led BYU in rebounds	1 (1-0)	1 (1-0)
	Led BYU in assists	14 (11-3)	14 (11-3)
	Led BYU in steals	7 (6-1)	7 (6-1)
	Made 3+ 3-pt FGs	3 (3-0)	3 (3-0)
	Had 5+ assists	12 (10-2)	12 (10-2)
	Had 10+ assists	1 (1-0)	1 (1-0)
	Had 3+ steals	4 (4-0)	4 (4-0)
	Had 5+ rebounds	6 (5-1)	6 (5-1)
	Had 10+ rebounds	1 (1-0)	1 (1-0)

## 2024-25 GAME-BY-GAME

OPPONENT	DATE	GS	MIN.	FG-FGA	PCT	3FG-FGA	PCT	FT-FTA	PCT	OFF	DEF	REB	AST	BLK	STL	PF	TO	PTS	AVG
Central Arkansas	11/5	*	31	7-13	.538	4-7	.571	0-1	.000	0	4	4	11	0	4	1	2	18	18.0
UC Riverside	11/8	*	32	8-11	.727	2-5	.400	2-6	.333	1	4	5	7	0	0	1	2	20	19.0
Queens	11/13	*	27	6-9	.667	2-4	.500	0-0	.000	0	3	3	5	0	2	0	3	14	17.3
Idaho	11/16	*	30	5-8	.625	3-4	.750	3-3	1.000	0	2	2	7	3	3	0	1	16	17.0
Mississippi Valley	11/23	*	28	3-4	.750	2-3	.667	0-0	.000	1	5	6	6	1	3	0	3	8	15.2
vs. Ole Miss	11/28	*	37	5-13	.385	2-9	.222	4-7	.571	0	3	3	4	1	1	2	5	16	15.3
vs. NC State	11/29	*	28	3-7	.429	0-2	.000	2-2	1.000	4	7	11	4	1	0	4	2	8	14.3
at Providence	12/3	*	22	0-10	.000	0-5	.000	6-6	1.000	0	3	3	2	0	0	0	1	6	13.3
Fresno State	12/11																		
vs. Wyoming	12/14																		
Florida A&M	12/20																		
Arizona State	12/31	*	30	2-8	.250	0-5	.000	0-0	.000	0	4	4	7	0	2	0	5	4	12.2
at Houston	1/4	*	26	1-6	.167	0-3	.000	1-2	.500	0	3	3	7	0	1	1	3	3	11.3
Texas Tech	1/7	*	29	4-12	.333	1-5	.200	3-4	.750	0	4	4	6	0	2	1	2	12	11.4
at TCU	1/11	*	28	3-8	.375	0-3	.000	2-3	.667	0	2	2	4	0	0	3	4	8	11.1
Oklahoma State	1/14	*	29	3-9	.333	1-4	.250	3-5	.600	0	5	5	8	2	2	1	3	10	11.0
at Utah	1/18	*	30	4-12	.333	1-5	.200	0-2	.000	0	6	6	2	0	0	2	1	9	10.9
at Colorado	1/21	*	29	4-7	.571	0-2	.000	0-0	.000	0	2	2	7	2	4	4	2	8	10.7
Cincinnati	1/25	*	25	3-5	.600	3-5	.600	6-7	.857	0	5	5	7	0	0	1	3	15	10.9
Baylor	1/28	*	26	5-10	.500	1-5	.200	4-5	.800	1	1	2	6	0	1	2	4	15	11.2
at UCF	2/1																		
ARizona	2/4																		
at Cincinnati	2/8																		
at West Virginia	2/11																		
Kansas State	2/15																		
Kansas	2/18																		
at Arizona	2/22																		
at Arizona State	2/26																		
West Virginia	3/1																		
at Iowa State	3/4																		
Utah	3/8																		
TOTAL			486	66-152	.434	22-76	.289	36-53	.679	7	63	70	100	10	25	23	46	190	11.2

## CAREER STATISTICS

YEAR	GP-GS	MPG	FG-FGA	PCT	3FG-A	PCT	FT-FTA	PCT	OFF-DEF-REB	AVG	PF-D	A	AVG	TO	BLK	AVG	STL	AVG	PTS	AVG
2024-25	17-17	28.6	66-152	.434	22-76	.289	36-53	.679	7-63-70	4.1	23-0	100	5.9	46	10	0.6	25	1.5	190	11.2
TOTAL	17-17	28.6	66-152	.434	22-76	.289	36-53	.679	7-63-70	4.1	23-0	100	5.9	46	10	0.6	25	1.5	190	11.2







# BRODY KOZLOWSKI

FRESHMAN | 6-8 | FORWARD | DRAPER, UTAH | CORNER CANYON HIGH SCHOOL

## 2024-25

Made collegiate debut in win over Queens... recorded in one steal in six minutes of action... scored career-high eight points in win over Florida A&M... went 2-of-3 from 3-point range in 13 minutes of action... also went 2-of-2 from the free throw line...

## BEFORE BYU

Prepped at Corner Canyon High School... valedictorian... four-star recruit (ESPN, rivals.com)... No. 94 player in ESPN Top 100... McDonald's All-American nominee... two-time Utah 6A Player of the Year... averaged 20.4 points and 8.6 rebounds per game as a senior... recorded four double-doubles including 29-point, 16-rebound performance against Copper Hills... averaged 16.9 points and 10.9 rebounds per game as a junior... named MaxPreps Utah Player of the Year... Adidas All-American... helped Utah Prospects win Adidas 17U... all-state as a sophomore... originally signed with USC prior to transferring to BYU...

## PERSONAL

Son of Kristen and Travis Kozlowski... has four siblings... mom appeared in 75 games including 40 starts for the BYU women's basketball team from 2001-05... dad played outside linebacker for BYU... grandpa, Richard Kozlowski, played football at BYU and Iowa...

SEASON HIGHS	Points:	8	Florida A&M (12/20/24)
	Rebounds:	3	Florida A&M (12/20/24)
	Assists:	--	--
	Steals:	1	Queens (11/13/24)
	Blocks:	--	--
	Field Goals:	2	Florida A&M (12/20/24)
	3-Pointers:	2	Florida A&M (12/20/24)
	Free Throws:	2	Florida A&M (12/20/24)
	Minutes:	13	Florida A&M (12/20/24)

CAREER HIGHS	Points:	8	Florida A&M (12/20/24)
	Rebounds:	3	Florida A&M (12/20/24)
	Assists:	--	--
	Steals:	1	Queens (11/13/24)
	Blocks:	--	--
	Field Goals:	2	Florida A&M (12/20/24)
	3-Pointers:	2	Florida A&M (12/20/24)
	Free Throws:	2	Florida A&M (12/20/24)
	Minutes:	13	Florida A&M (12/20/24)

BIG 12 HIGHS	Points:	--	--
	Rebounds:	--	--
	Assists:	--	--
	Steals:	--	--
	Blocks:	--	--
	Field Goals:	--	--
	3-Pointers:	--	--
	Free Throws:	--	--
	Minutes:	4	at Houston (1/4/25)

PRODUCTION TRACKER		2024-25	Career
	Had a double-double	--	--
	Scored 10+ points	--	--
	Scored 20+ points	--	--
	Led BYU in scoring	--	--
	Led BYU in rebounds	--	--
	Led BYU in assists	--	--
	Led BYU in steals	--	--
	Made 3+ 3-pt FGs	--	--
	Had 5+ 3-pt FGS	--	--
	Had 3+ assists	--	--
	Had 3+ steals	--	--
	Had 5+ rebounds	--	--
	Had 10+ rebounds	--	--

## 2024-25 GAME-BY-GAME

OPPONENT	DATE	GS	MIN.	FG-FGA	PCT	3FG-FGA	PCT	FT-FTA	PCT	OFF	DEF	REB	AST	BLK	STL	PF	TO	PTS	AVG
Central Arkansas	11/5																		
UC Riverside	11/8																		
Queens	11/13		6	0-0	.000	0-0	.000	0-0	.000	0	0	0	0	0	1	1	0	0	0.0
Idaho	11/16		1	0-0	.000	0-0	.000	0-0	.000	0	1	1	0	0	0	0	0	0	0.0
Mississippi Valley	11/23		2	0-0	.000	0-0	.000	0-0	.000	0	0	0	0	0	0	0	0	0	0.0
vs. Ole Miss	11/28																		
vs. NC State	11/29																		
at Providence	12/3																		
Fresno State	12/11		1	0-0	.000	0-0	.000	0-0	.000	0	0	0	0	0	0	0	0	0	0.0
vs. Wyoming	12/14		1	0-0	.000	0-0	.000	0-0	.000	0	0	0	0	0	0	0	0	0	0.0
Florida A&M	12/20		13	2-3	.667	2-3	.667	2-2	1.000	0	3	3	0	0	0	0	1	8	1.3
Arizona State	12/31		1	0-0	.000	0-0	.000	0-0	.000	0	0	0	0	0	0	0	0	0	1.1
at Houston	1/4		4	0-1	.000	0-1	.000	0-0	.000	0	0	0	0	0	0	0	0	0	1.0
Texas Tech	1/7																		
at TCU	1/11																		
Oklahoma State	1/14																		
at Utah	1/18																		
at Colorado	1/21																		
Cincinnati	1/25		1	0-0	.000	0-0	.000	0-0	.000	0	0	0	0	0	0	0	0	0	0.9
Baylor	1/28																		
at UCF	2/1																		
ARizona	2/4																		
at Cincinnati	2/8																		
at West Virginia	2/11																		
Kansas State	2/15																		
Kansas	2/18																		
at Arizona	2/22																		
at Arizona State	2/26																		
West Virginia	3/1																		
at Iowa State	3/4																		
Utah	3/8																		
TOTAL			30	2-4	.500	2-4	.500	2-2	1.000	0	4	4	0	0	1	1	1	8	0.9

## CAREER STATISTICS

YEAR	GP-GS	MPG	FG-FGA	PCT	3FG-A	PCT	FT-FTA	PCT	OFF-DEF-REB	AVG	PF-D	A	AVG	TO	BLK	AVG	STL	AVG	PTS	AVG
2024-25	9-0	3.3	2-4	.500	2-4	.500	2-2	1.000	0-4-4	0.4	1-0	0	0.0	1	0	0.0	1	0.1	8	0.9
TOTAL	9-0	3.3	2-4	.500	2-4	.500	2-2	1.000	0-4-4	0.4	1-0	0	0.0	1	0	0.0	1	0.1	8	0.9





# MIHAILO BOSKOVIC

JUNIOR | 6-10 | FORWARD | UZICE, SERBIA | IGONEA M.TEL

### 2024-25

**Third-most blocks in a debut in program history (2)...** made collegiate debut in win over Central Arkansas... finished with 11 points, three rebounds, two assists and two blocks in 19 minutes off the bench... went 5-of-7 from the field... 1-of-3 from 3-point range... scored in double figures, 10, against No. 23 Ole Miss... knocked down two 3-pointers...

### BEFORE BYU

Named 2022 FIBA U20 European Championship, Division B Most Valuable Player... averaged 12.3 points, 6.6 rebounds, 2.1 assists and a block per game helping Serbia go undefeated and claim the title... most recently played for KK Igokea in Bosnia's top league... also spent two seasons at KK Dynamic of the Serbian KLS... appeared in 28 games including 26 starts in 2022-23... averaged 13.1 points, 5.9 rebounds, 1.5 blocks and 1.2 assists per game... shot 38.3 percent from the field, 33.3 percent from three and 64.7 percent from the free throw line... appeared in 30 games with 14 starts in 2021-22... average 10.4 points and 5.6 rebounds per game... made three appearances for Slobod Užice U19 in 2020-21...

### PERSONAL

Son of Ana and Stevan Boskovic... oldest of three kids... brother, Marko... sister, Milica... enjoys watching movies, action and comedy... played soccer and water polo growing up... learned english from watching the Disney Channel at his grandparents house...

### 2024-25 GAME-BY-GAME

OPPONENT	DATE	GS	MIN.	FG-FGA	PCT	3FG-FGA	PCT	FT-FTA	PCT	OFF	DEF	REB	AST	BLK	STL	PF	TO	PTS	AVG
Central Arkansas	11/5		19	5-7	.714	1-3	.333	0-0	.000	1	2	3	2	2	1	0	2	11	11.0
UC Riverside	11/8		16	1-2	.500	0-1	.000	2-2	1.000	0	1	1	0	1	1	4	1	4	7.5
Queens	11/13		11	2-6	.333	1-3	.333	2-2	1.000	0	1	1	0	0	1	0	0	7	7.3
Idaho	11/16		16	0-2	.000	0-2	.000	0-0	.000	0	1	1	2	0	1	1	2	0	5.5
Mississippi Valley	11/23		13	2-4	.500	0-2	.000	0-1	.000	0	5	5	0	0	1	0	0	4	5.2
vs. Ole Miss	11/28		17	3-5	.600	2-4	.500	2-2	1.000	0	1	1	0	0	0	1	1	10	6.0
vs. NC State	11/29		8	1-3	.333	1-1	1.000	0-0	.000	2	0	2	0	0	0	1	3	3	5.6
at Providence	12/3		14	0-2	.000	0-1	.000	0-1	.000	2	0	2	0	0	0	0	0	0	4.9
Fresno State	12/11		14	0-2	.000	0-2	.000	0-0	.000	0	2	2	0	0	0	1	2	0	4.3
vs. Wyoming	12/14		16	0-2	.000	0-2	.000	2-2	1.000	0	3	3	1	0	0	0	1	2	4.1
Florida A&M	12/20		20	1-6	.167	0-3	.000	3-4	.750	0	4	4	0	0	0	0	1	5	4.2
Arizona State	12/31																		
at Houston	1/4		13	1-2	.500	1-2	.500	2-2	1.000	0	2	2	1	0	0	0	0	5	4.3
Texas Tech	1/7																		
at TCU	1/11																		
Oklahoma State	1/14																		
at Utah	1/18		3	1-1	1.000	0-0	.000	0-0	.000	1	0	1	0	0	0	1	0	2	4.1
at Colorado	1/21		9	0-0	.000	0-0	.000	1-2	.500	1	2	3	1	0	2	2	0	1	3.9
Cincinnati	1/25		1	0-0	.000	0-0	.000	0-0	.000	0	0	0	0	0	0	0	0	0	3.6
Baylor	1/28		1	0-0	.000	0-0	.000	0-0	.000	0	0	0	0	0	0	0	0	0	3.4
at UCF	2/1																		
ARizona	2/4																		
at Cincinnati	2/8																		
at West Virginia	2/11																		
Kansas State	2/15																		
Kansas	2/18																		
at Arizona	2/22																		
at Arizona State	2/26																		
West Virginia	3/1																		
at Iowa State	3/4																		
Utah	3/8																		
TOTAL			192	17-44	.386	6-26	.231	14-18	.778	7	24	31	7	3	7	11	13	54	3.4

### SEASON HIGHS

Points:	11	Central Arkansas (11/5/24)
Rebounds:	5	Mississippi Valley State (11/23/24)
Assists:	2 (2x)	Idaho (11/16/24)
Steals:	2	at Colorado (1/21/25)
Blocks:	2	Central Arkansas (11/5/24)
Field Goals:	5	Central Arkansas (11/5/24)
3-Pointers:	2	vs. Ole Miss (11/28/24)
Free Throws:	3	Florida A&M (12/20/24)
Minutes:	20	Florida A&M (12/20/24)

### CAREER HIGHS

Points:	11	Central Arkansas (11/5/24)
Rebounds:	5	Mississippi Valley State (11/23/24)
Assists:	2 (2x)	Idaho (11/16/24)
Steals:	2	at Colorado (1/21/25)
Blocks:	2	Central Arkansas (11/5/24)
Field Goals:	5	Central Arkansas (11/5/24)
3-Pointers:	2	vs. Ole Miss (11/28/24)
Free Throws:	3	Florida A&M (12/20/24)
Minutes:	20	Florida A&M (12/20/24)

### BIG 12 HIGHS

Points:	5	at Houston (1/4/25)
Rebounds:	3	at Colorado (1/21/25)
Assists:	1 (2x)	at Colorado (1/21/25)
Steals:	2	at Colorado (1/21/25)
Blocks:	--	--
Field Goals:	1 (2x)	at Utah (1/18/25)
3-Pointers:	1	at Houston (1/4/25)
Free Throws:	2	at Houston (1/4/25)
Minutes:	13	at Houston (1/4/25)

### PRODUCTION TRACKER

	2024-25	Career
Had a double-double	--	--
Scored 10+ points	2 (1-1)	2 (1-1)
Scored 20+ points	--	--
Led BYU in scoring	--	--
Led BYU in rebounds	--	--
Led BYU in assists	--	--
Led BYU in blocks	--	--
Made 3+ 3-pt FGs	--	--
Had 3+ assists	--	--
Had 3+ blocks	--	--
Had 3+ steals	--	--
Had 5+ rebounds	1 (1-0)	1 (1-0)
Had 10+ rebounds	--	--

### CAREER STATISTICS

YEAR	GP-GS	MPG	FG-FGA	PCT	3FG-A	PCT	FT-FTA	PCT	OFF-DEF-REB	AVG	PF-D	A	AVG	TO	BLK	AVG	STL	AVG	PTS	AVG
2024-25	16-0	12.0	17-44	.386	6-26	.231	14-18	.778	7-24-31	1.9	11-0	7	0.4	13	3	0.2	7	0.4	54	3.4
TOTAL	16-0	12.0	17-44	.386	6-26	.231	14-18	.778	7-24-31	1.9	11-0	7	0.4	13	3	0.2	7	0.4	54	3.4





# KANON CATCHINGS

FRESHMAN | 6-9 | FORWARD | BROWNSBURG, INDIANA | OVERTIME ELITE

**2024-25**  
9th most 3-point field goal attempts by freshman in program history... 8th most 3-pointing field goals by a freshman in program history... second-most 3-point field goals in a debut (4)... second-most 3-point attempts in a debut (11)... second-most blocks in a debut (3)... Eighth-most 3-point field goals in a single game by a freshman in program history (5)... 4th-most 3 3-pointer games in program history (6)... made collegiate debut in win over Central Arkansas... finished with 17 points, three rebounds, three blocks and an assist... scored career-high 23 points in overtime win over Baylor... in win over Bears, became just freshman this century to go 8-of-8 from the field with atleast three 3-pointers and three three throws... also tied program record for highest points available percentage... freshman record for most made field goals with no misses...

**BEFORE BYU**  
Four-star recruit (ESPN, 247Sports, On3)... No. 35 player in ESPN Top 100... attended Damian Lillard's Formula Zero during the summer... first player from Indiana to play for Overtime Elite... averaged 14.4 points and 5.7 rebounds per game with OTE's Cold Hearts... prepped at Brownsburg High School... averaged 17.5 points and 4.8 rebounds per game as a junior...

**PERSONAL**  
Mother, Tauja, played college basketball at Illinois... two-time All-American... Six-time All-Big Ten... Big Ten All-Freshman Team... member of Illinois' first Big Ten title in 1997... one of 12 players in program history to score over 1,500 points... also ranks third in program history in offensive rebounds (373), sixth in games played (122), seventh in assists (342), eighth in steals (211) and eighth in total rebounds (825)... drafted by Phoenix Mercury with 37th pick of the 2000 WNBA Draft, becoming Illinois' first-ever WNBA Draft pick... grandfather, Harvey, spent 11 seasons in the NBA and is one 43 NBA players to record 10 or more blocks in a single game... aunt, Tamika, was a four-time Olympic Gold Medalist while also being named a WNBA MVP and 10-time All-Star...

SEASON HIGHS	Points:	23	Baylor (1/28/25)
	Rebounds:	7	at Providence (12/3/24)
	Assists:	3 (3x)	Florida A&M (12/20/24)
	Steals:	3	at Utah (1/18/25)
	Blocks:	3	Central Arkansas (11/5/24)
	Field Goals:	8 (2x)	Baylor (1/28/25)
	3-Pointers:	5	vs. Ole Miss (11/28/24)
	Free Throws:	3 (2x)	Baylor (1/28/25)
	Minutes:	32	vs. Ole Miss (11/28/24)

CAREER HIGHS	Points:	23	Baylor (1/28/25)
	Rebounds:	7	at Providence (12/3/24)
	Assists:	3 (3x)	Florida A&M (12/20/24)
	Steals:	3	at Utah (1/18/25)
	Blocks:	3	Central Arkansas (11/5/24)
	Field Goals:	8 (2x)	Baylor (1/28/25)
	3-Pointers:	5	vs. Ole Miss (11/28/24)
	Free Throws:	3 (2x)	Baylor (1/28/25)
	Minutes:	32	vs. Ole Miss (11/28/24)

BIG 12 HIGHS	Points:	23	Baylor (1/28/25)
	Rebounds:	2 (5x)	Cincinnati (1/25/25)
	Assists:	1 (2x)	at Colorado (1/21/25)
	Steals:	3	at Utah (1/18/25)
	Blocks:	1 (3x)	Baylor (1/28/25)
	Field Goals:	8	Baylor (1/28/25)
	3-Pointers:	4	Baylor (1/28/25)
	Free Throws:	3	Baylor (1/28/25)
	Minutes:	26	at Houston (1/4/25)

PRODUCTION TRACKER		2024-25	Career
	Had a double-double	--	--
	Scored 10+ points	7 (6-1)	7 (6-1)
	Scored 20+ points	2 (2-0)	2 (2-0)
	Led BYU in scoring	3 (2-1)	3 (2-1)
	Led BYU in rebounds	--	--
	Led BYU in assists	--	--
	Led BYU in steals	5 (2-3)	5 (2-3)
	Made 3+ 3-pt FGs	6 (5-1)	6 (5-1)
	Had 3+ assists	3 (3-0)	3 (3-0)
	Had 5+ assists	--	--
	Had 3+ steals	1 (0-1)	1 (0-1)
	Had 5+ rebounds	3 (2-1)	3 (2-1)
	Had 10+ rebounds	--	--

2024-25 GAME-BY-GAME																													
OPPONENT	DATE	GS	MIN.	FG-FGA	PCT	3FG-FGA	PCT	FT-FTA	PCT	OFF	DEF	REB	AST	BLK	STL	PF	TO	PTS	AVG										
Central Arkansas	11/5	*	26	6-13	.462	4-11	.364	1-2	.500	0	3	3	1	3	1	0	2	17	17.0										
UC Riverside	11/8	*	27	4-11	.364	1-6	.167	0-0	.000	1	4	5	0	2	1	2	1	9	13.0										
Queens	11/13	*	22	4-14	.286	1-7	.143	0-0	.000	2	4	6	2	0	2	0	0	9	11.7										
Idaho	11/16	*	26	2-7	.286	1-5	.200	3-7	.429	0	2	2	1	1	1	1	1	8	10.8										
Mississippi Valley	11/23	*	24	5-10	.500	2-6	.333	2-3	.667	2	1	3	3	1	1	0	1	14	11.4										
vs. Ole Miss	11/28	*	32	6-14	.429	5-10	.500	0-1	.000	2	2	4	0	0	0	4	3	17	12.3										
vs. NC State	11/29	*	25	2-5	.400	2-3	.667	1-2	.500	1	0	1	2	0	0	3	1	7	11.6										
at Providence	12/3	*	23	1-8	.125	1-4	.250	0-1	.000	5	2	7	2	1	0	1	1	3	10.5										
Fresno State	12/11	*	29	4-11	.364	1-7	.143	1-1	1.0000	0	4	4	3	0	0	0	1	10	10.4										
vs. Wyoming	12/14	*	21	3-7	.429	0-2	.000	2-4	.500	0	2	2	0	1	0	2	0	8	10.2										
Florida A&M	12/20	*	26	8-12	.667	4-7	.571	1-2	.500	1	3	4	3	0	2	0	2	21	11.2										
Arizona State	12/31	*	23	4-9	.444	3-7	.429	0-0	.000	0	2	2	0	1	1	2	1	11	11.2										
at Houston	1/4	*	26	2-5	.400	1-3	.333	1-2	.500	2	0	2	1	1	1	2	0	6	10.8										
Texas Tech	1/7	*	19	2-4	.500	0-2	.000	2-4	.500	1	1	2	0	0	0	2	0	6	10.4										
at TCU	1/11	*	9	1-1	1.000	0-0	.000	1-2	.500	0	2	2	0	0	1	2	3	3	9.9										
Oklahoma State	1/14		7	0-1	.000	0-1	.000	0-0	.000	0	0	0	0	0	0	3	0	0	9.3										
at Utah	1/18		12	1-6	.167	1-5	.200	0-0	.000	0	0	0	0	0	3	2	2	3	8.9										
at Colorado	1/21		14	1-4	.250	1-3	.333	2-3	.667	0	0	0	1	0	0	1	1	5	8.7										
Cincinnati	1/25		16	3-5	.600	3-4	.750	0-0	.000	0	2	2	0	0	1	0	0	9	8.7										
Baylor	1/28		25	8-8	1.000	4-4	1.000	3-3	1.000	0	1	1	0	1	0	0	0	23	9.5										
at UCF	2/1																												
ARizona	2/4																												
at Cincinnati	2/8																												
at West Virginia	2/11																												
Kansas State	2/15																												
Kansas	2/18																												
at Arizona	2/22																												
at Arizona State	2/26																												
West Virginia	3/1																												
at Iowa State	3/4																												
Utah	3/8																												
TOTAL			431	67-155	.32	35-97	.361	20-37	.541	17	35	52	19	12	15	27	20	189	9.5										

CAREER STATISTICS																				
YEAR	GP-GS	MPG	FG-FGA	PCT	3FG-A	PCT	FT-FTA	PCT	OFF-DEF-REB	AVG	PF-D	A	AVG	TO	BLK	AVG	STL	AVG	PTS	AVG
2024-25	20-15	21.6	67-155	.432	35-97	.361	20-37	.541	17-35-52	2.6	27-0	19	0.9	20	12	0.6	15	0.8	189	9.5
TOTAL	20-15	21.6	67-155	.432	35-97	.361	20-37	.541	17-35-52	2.6	27-0	19	0.9	20	12	0.6	15	0.8	189	9.5







# KHADIM MBOUP

FRESHMAN | 6-9 | FORWARD | DAKAR, SENEGAL | NBA ACADEMY AFRICA

2024-25  
Joined the team in December...

**BEFORE BYU**  
Part of NBA Academy Africa... spent three years playing in Basketball Africa League (BAL) including a season under current BYU assistant coach Will Voigt... ranked third in steals per game (2.5) at 2023 NBA Academy Games in Atlanta, Ga... also ranked 10th in rebounds per game...

## 2024-25 GAME-BY-GAME

2024-25 GAME-BY-GAME																							
SEASON HIGHS	Points:	--		OPPONENT	DATE	GS	MIN.	FG-FGA	PCT	3FG-FGA	PCT	FT-FTA	PCT	OFF	DEF	REB	AST	BLK	STL	PF	TO	PTS	AVG
	Rebounds:	--																					
	Assists:	--		Central Arkansas	11/5																		
	Steals:	--		UC Riverside	11/8																		
	Blocks:	--		Queens	11/13																		
	Field Goals:	--		Idaho	11/16																		
	3-Pointers:	--		Mississippi Valley	11/23																		
	Free Throws:	--		vs. Ole Miss	11/28																		
	Minutes:	--		vs. NC State	11/29																		
				at Providence	12/3																		
CAREER HIGHS	Points:	--		Fresno State	12/11																		
	Rebounds:	--		vs. Wyoming	12/14																		
	Assists:	--		Florida A&M	12/20																		
	Steals:	--		Arizona State	12/31																		
	Blocks:	--		at Houston	1/4																		
	Field Goals:	--		Texas Tech	1/7																		
	3-Pointers:	--		at TCU	1/11																		
	Free Throws:	--		Oklahoma State	1/14																		
	Minutes:	--		at Utah	1/18																		
				at Colorado	1/21																		
BIG 12 HIGHS	Points:	--		Cincinnati	1/25																		
	Rebounds:	--		Baylor	1/28																		
	Assists:	--		at UCF	2/1																		
	Steals:	--		ARizona	2/4																		
	Blocks:	--		at Cincinnati	2/8																		
	Field Goals:	--		at West Virginia	2/11																		
	3-Pointers:	--		Kansas State	2/15																		
	Free Throws:	--		Kansas	2/18																		
	Minutes:	--		at Arizona	2/22																		
				at Arizona State	2/26																		
PR		2024-25	Career	West Virginia	3/1																		
	Had a double-double	--	--	at Iowa State	3/4																		
	Scored 10+ points	--	--	Utah	3/8																		
	Scored 20+ points	--	--	TOTAL		0	0-0	.000	0-0	.000	0-0	.000	0	0	0	0	0	0	0	0	0	0	0





SOPHOMORE | 6-8 | FORWARD | MERIDIAN, IDAHO | ROCKY MOUNTAIN HIGH SCHOOL

## 2024-25

Made season debut in win over Queens... recorded a block in two minutes of action...

## 2023-24

Appeared in 14 of 33 games for the Cougars... shooting 90.0 percent from the free throw line... made collegiate debut against Houston Christian... scored a career-high six points in win over Bellarmine... **shooting 100.0 percent (5-of-5) from inside the arc this season**... played a career-high eight minutes at Texas Tech... connected on first career 3-pointer against Red Raiders...

## 2020-21

Did not see action on the court during his first season in Provo...

## BEFORE BYU

Played at Rocky Mountain High School for Dane Roy... averaged 15 points, 5.1 rebounds and 1.3 blocks as a senior... first team all-state... second-team all-state honors as a junior... invited to first-ever NCAA College Basketball Academy...

## 2024-25 GAME-BY-GAME

2024-25 GAME-BY-GAME																								
SEASON HIGHS	Points:	--	--	OPPONENT	DATE	GS	MIN.	FG-FGA	PCT	3FG-FGA	PCT	FT-FTA	PCT	OFF	DEF	REB	AST	BLK	STL	PF	TO	PTS	AVG	
	Rebounds:	1	vs. Wyoming (12/14/24)	Central Arkansas	11/5																			
	Assists:	--	--	UC Riverside	11/8																			
	Steals:	--	--	Queens	11/13		2	0-0	.000	0-0	.000	0-0	.000	0	0	0	0	1	0	0	0	0	0.0	
	Blocks:	1	Queens (11/13/24)	Idaho	11/16																			
	Field Goals:	--	--	Mississippi Valley	11/23		2	0-0	.000	0-0	.000	0-0	.000	0	0	0	0	0	0	0	0	0	0.0	
	3-Pointers:	--	--	vs. Ole Miss	11/28																			
	Free Throws:	--	--	vs. NC State	11/29																			
	Minutes:	2 (3x)	Florida A&M (12/20/24)	at Providence	12/3																			
CAREER HIGHS	Points:	6	Bellarmine (12/22/23)	Fresno State	12/11																			
	Rebounds:	3 (2x)	Bellarmine (12/22/23)	vs. Wyoming	12/14		1	0-0	.000	0-0	.000	0-0	.000	0	1	1	0	0	0	1	0	0	0.0	
	Assists:	1	vs. Arizona State (11/23/23)	Florida A&M	12/20		2	0-0	.000	0-0	.000	0-0	.000	0	0	0	0	0	0	0	0	0	0.0	
	Steals:	1 (3x)	Georgia State (12/16/23)	Arizona State	12/31																			
	Blocks:	1	Queens (11/13/24)	at Houston	1/4																			
	Field Goals:	3	Bellarmine (12/22/23)	Texas Tech	1/7																			
	3-Pointers:	1	at Texas Tech (1/20/24)	at TCU	1/11																			
	Free Throws:	3	Southeastern Louisiana (11/15/23)	Oklahoma State	1/14																			
	Minutes:	8	at Texas Tech (1/20/24)	at Utah	1/18																			
BIG 12 HIGHS			at Colorado	1/21																				
	Points:	3	at Texas Tech (01/20/24)	Cincinnati	1/25																			
	Rebounds:	2	at Texas Tech (01/20/24)	Baylor	1/28																			
	Assists:	--	--	at UCF	2/1																			
	Steals:	--	--	Arizona	2/4																			
	Blocks:	--	--	at Cincinnati	2/8																			
	Field Goals:	1	at Texas Tech (01/20/24)	at West Virginia	2/11																			
	3-Pointers:	1	at Texas Tech (01/20/24)	Kansas State	2/15																			
	Free Throws:	--	--	Kansas	2/18																			
PRODUCTION TRACKER	Minutes:	8	at Texas Tech (01/20/24)	at Arizona	2/22																			
				at Arizona State	2/26																			
				West Virginia	3/1																			
	Had a double-double	--	--	at Iowa State	3/4																			
	Scored 10+ points	--	--	Utah	3/8																			
	Scored 20+ points	--	--	TOTAL			5	0-0	.000	0-0	.000	0-0	.000	0	1	1	0	1	0	1	0	0	0.0	
	Led BYU in scoring	--	--																					
	Led BYU in rebounds	--	--																					
	Led BYU in assists	--	--																					
	Led BYU in blocks	1 (1-0)	1 (1-0)																					
	Made 3+ 3-pt FGs	--	--																					
	Had 5+ 3-pt FGs	--	--																					
Had 3+ assists	--	--																						
Had 3+ steals	--	--																						
Had 5+ rebounds	--	--																						
Had 10+ rebounds	--	--																						

## CAREER STATISTICS

YEAR	GP-GS	MPG	FG-FGA	PCT	3FG-A	PCT	FT-FTA	PCT	OFF-DEF-REB	AVG	PF-D	A	AVG	TO	BLK	AVG	STL	AVG	PTS	AVG
2023-24	14-0	3.5	6-12	.500	1-7	.143	9-10	.900	8-6-14	1.0	3-0	1	0.1	3	0	0.0	3	0.2	22	1.6
2024-25	4-0	1.4	0-0	.000	0-0	.000	0-0	.000	0-1-1	0.3	1-0	0	0.0	0	1	0.3	0	0.0	0	0.0
TOTAL	18-0	3.0	6-12	.500	1-7	.143	9-10	.900	8-7-15	0.8	4-0	1	0.1	3	1	0.1	3	0.2	22	1.2





# KEBA KEITA

JUNIOR | 6-9 | FORWARD | BAMAKO, MALI | WASATCH ACADEMY

**PERSONAL**  
Son of Hawa and Lassana Keita... has four siblings... brother, Noumory, plays professional volleyball for Verona Volley in Italy...

**2024-25**  
**Ninth-highest field goal percentage in a single season in program history...**  
**fourth-most offensive rebounds in debut (4)...** **sixth-most rebounds in debut (10)...**  
double-digit rebounds in three of first four games... tied a career-high with three assists against Queens, No. 23 Ole Miss and Fresno State... went 6-of-6 from the field in win over Fresno State... career-high eight rebounds at Providence... 10 or more rebounds five times...

**BEFORE BYU**  
Began his collegiate career at Utah... appeared in 66 games including 13 starts during two seasons on The Hill... scored 382 points with 294 rebounds, 113 of those on the offensive glass, and 60 blocks... shot 61.0 percent from the field... scored in double figures 12 times... three double-doubles... double-digit rebounds four times... appeared in 35 games as a sophomore including 13 consecutive starts... averaged 8.3 points, 5.3 rebounds and 1.1 blocks per game... helped the Utes reach the semifinals of the NIT and finish the year with 22 wins - the most since 2017-18... near consensus four-star recruit and Top 5 recruit in the state of Utah at Wasatch Academy... ESPN 100 recruit, No. 84... led NIBC in rebounding as a senior with 9.5 boards per game... NIBC Defensive Player of the Year... also attended American Heritage High School...

### 2024-25 GAME-BY-GAME

SEASON HIGHS	Points:	14	UC Riverside (11/8/24)
	Rebounds:	13	Queens (11/13/24)
	Assists:	3 (3x)	Fresno State (12/11/24)
	Steals:	2 (2x)	Baylor (1/28/25)
	Blocks:	3	at Utah (1/18/25)
	Field Goals:	6	Fresno State (12/11/24)
	3-Pointers:	--	--
	Free Throws:	4	UC Riverside (11/8/24)
	Minutes:	27	Baylor (1/28/25)
CAREER HIGHS	Points:	23	Southern Utah (12/05/23)
	Rebounds:	15	Oregon State (01/18/24)
	Assists:	3 (4x)	Fresno State (12/11/24)
	Steals:	3	Arizona State (03/13/24)
	Blocks:	3 (5x)	at Utah (1/18/25)
	Field Goals:	11	Southern Utah (12/05/23)
	3-Pointers:	--	--
	Free Throws:	6	Washington State (12/29/23)
	Minutes:	35	Arizona (02/08/24)
BIG 12 HIGHS	Points:	10	Oklahoma State (1/14/25)
	Rebounds:	10 (2x)	Texas Tech (1/7/25)
	Assists:	2	at Utah (1/18/25)
	Steals:	2 (2x)	Baylor (1/28/25)
	Blocks:	3	at Utah (1/18/25)
	Field Goals:	4 (2x)	Oklahoma State (1/14/25)
	3-Pointers:	--	--
	Free Throws:	2	Oklahoma State (1/14/25)
	Minutes:	27	Baylor (1/28/25)
PRODUCTION TRACKER		<b>2024-25</b>	<b>Career</b>
	Had a double-double	2 (2-0)	5 (5-0)
	Scored 10+ points	4 (4-0)	16 (13-3)
	Scored 20+ points	--	1 (1-0)
	Led BYU in scoring	--	--
	Led BYU in rebounds	13 (8-5)	13 (8-5)
	Led BYU in assists	--	--
	Led BYU in steals	2 (2-0)	2 (2-0)
	Had 3+ blocks	1 (0-1)	5 (4-1)
	Had 5+ rebounds	15 (10-5)	44 (29-15)
	Had 5+ defensive rebounds	12 (9-3)	23 (17-6)
	Had 5+ offensive rebounds	3 (1-2)	7 (4-3)
	Had 10+ rebounds	6 (4-2)	10 (8-2)
	Had 15+ rebounds	--	1 (1-0)
			</





# RICHIE SAUNDERS

JUNIOR | 6-5 | GUARD | RIVERTON, UTAH | WASATCH ACADEMY

## 2024-25

**Rady Children's Invitational All-Tournament team... 18th best 3-point percentage in program history...** scored a career-high 30 points in Big 12 opener against Arizona State... knocked down career-high six 3-pointers... scored then career-high 26 points in win over Idaho... connected on a career-high 10 shots including four 3-pointers... also had four steals and three blocks in win over Vandals... knocked down at least one 3-pointer in a career-best nine games... knocked down multiple 3-pointers nine times... has scored over 20 points five times... scored in double figures in six consecutive games for the first time in his career...

## 2023-24

Scored a career-high 20 points twice, last coming at No. 6 Iowa State... Also scored 20 points in win over Georgia State... career-best eight 8-of-14 from the floor against Panthers... made multiple 3-pointers 11 times including FOUR straight games... went a career-best 6-of-6 from the charity stripe against San Diego State, all coming in the final two minutes of regulation... scored in double figures 15 times... BYU is 8-6 when he has five or more rebounds... shooting 77.5 percent at the rim this season (Hoop-Math)...

## 2022-23

One of four players on the team to appear in all 34 games for the Cougars... averaged 5.5 points per game, shooting 45.3 percent from the field and 33.3 percent from three... scored in doubles six times including career-high 18 points in win over Portland in WCC Tournament... made multiple 3-pointers eight times... career-high nine rebounds in win over Nicholls... averaged 10.7 points, 4.0 rebounds and 1.7 assists per game at WCC Tournament... ranked fourth on the team in offensive rebounds (24)...

## BEFORE BYU

Served a mission for the Church of Jesus Christ of Latter-Day Saints in Seattle, Was.... played final two seasons at Wasatch Academy along with current teammate Fousseyni Traore... three-star recruit by 247Sports and Rivals... ranked as No. 25 shooting guard in Class of 2020 by 247Sports Composite... averaged 14.6 points and 5.3 rebounds per game as a senior... Utah 6A First Team All-State as a sophomore at Riverton High School...

## PERSONAL

Son of Lisa and Rich Saunders... has four older sisters... married former BYU women's basketball player Sierra Johnson on September 1st... father played basketball at UC Davis... taught himself to be a woodworker/wood turner... learning and speaks four languages (english, malagasy, spanish, french)...

SEASON HIGHS	Points:	30	Arizona State (12/31/24)
	Rebounds:	8	Central Arkansas (11/5/24)
	Assists:	4	at Utah (1/18/25)
	Steals:	4	Idaho (11/16/24)
	Blocks:	3	Idaho (11/16/24)
	Field Goals:	11	Arizona State (12/31/24)
	3-Pointers:	6	Arizona State (12/31/24)
	Free Throws:	7	vs. Ole Miss (11/28/24)
	Minutes:	40	at Utah (1/18/25)

CAREER HIGHS	Points:	30	Arizona State (12/31/24)
	Rebounds:	9	Nicholls (11/9/22)
	Assists:	4 (3x)	at Utah (1/18/25)
	Steals:	4	Idaho (11/16/24)
	Blocks:	3	Idaho (11/16/24)
	Field Goals:	11	Arizona State (12/31/24)
	3-Pointers:	6	Arizona State (12/31/24)
	Free Throws:	7	vs. Ole Miss (11/28/24)
	Minutes:	40	at Utah (1/18/25)

BIG 12 HIGHS	Points:	30	Arizona State (12/31/24)
	Rebounds:	7	TCU (3/2/24)
	Assists:	4	at Utah (1/18/25)
	Steals:	3	at Kansas State (2/24/24)
	Blocks:	1 (6x)	at Colorado (1/21/25)
	Field Goals:	11	Arizona State (12/31/24)
	3-Pointers:	6	Arizona State (12/31/24)
	Free Throws:	5	Baylor (1/28/25)
	Minutes:	40	at Utah (1/18/25)

PRODUCTION TRACKER		2024-25	Career
	Had a double-double	--	--
	Scored 10+ points	13 (10-3)	34 (26-8)
	Scored 20+ points	5 (4-1)	7 (5-2)
	Scored 30+ points	1 (1-0)	1 (1-0)
	Led BYU in scoring	6 (4-2)	10 (7-3)
	Led BYU in rebounds	1 (1-0)	5 (2-3)
	Led BYU in assists	1 (0-1)	2 (1-1)
	Led BYU in steals	8 (4-4)	22 (12-10)
	Made 3+ 3-pt FGs	8 (7-1)	13 (11-2)
	Had 5+ 3-pt FGs	3 (2-1)	3 (2-1)
	Had 3+ assists	1 (1-0)	12 (11-1)
	Had 3+ steals	1 (1-0)	4 (2-2)
	Had 5+ rebounds	10 (7-3)	31 (21-10)

## 2024-25 GAME-BY-GAME

OPPONENT	DATE	GS	MIN.	FG-FGA	PCT	3FG-FGA	PCT	FT-FTA	PCT	OFF	DEF	REB	AST	BLK	STL	PF	TO	PTS	AVG
Central Arkansas	11/5	*	26	6-11	.545	3-7	.429	1-2	.500	3	5	8	2	0	1	0	0	16	16.0
UC Riverside	11/8	*	32	5-11	.455	1-2	.500	1-2	.500	1	5	6	2	1	1	4	2	12	14.0
Queens	11/13	*	22	3-7	.429	1-3	.333	0-2	.000	0	6	6	1	1	0	0	1	7	11.7
Idaho	11/16	*	30	10-15	.667	4-8	.500	2-3	.667	0	4	4	3	3	4	1	0	26	15.3
Mississippi Valley	11/23	*	19	3-7	.429	1-4	.250	0-0	.000	0	0	0	2	0	2	2	0	7	13.6
vs. Ole Miss	11/28	*	33	4-13	.308	1-7	.143	7-8	.875	2	3	5	0	0	2	4	2	16	14.0
vs. NC State	11/29	*	27	4-7	.571	3-3	1.000	2-2	1.000	0	3	3	1	0	1	1	0	13	13.9
at Providence	12/3	*	26	3-8	.375	1-4	.250	0-0	.000	0	3	3	0	0	2	3	0	7	13.0
Fresno State	12/11	*	33	7-14	.500	3-7	.429	0-0	.000	1	3	4	0	0	0	1	4	17	13.4
vs. Wyoming	12/14	*	1	1-1	1.000	0-0	.000	0-0	.000	0	0	0	0	0	1	0	0	2	12.3
Florida A&M	12/20																		
Arizona State	12/31	*	30	11-18	.611	6-11	.545	2-3	.667	2	4	6	1	1	1	0	0	30	13.9
at Houston	1/4	*	22	3-8	.375	1-5	.200	2-3	.667	0	2	2	1	0	1	1	2	9	13.5
Texas Tech	1/7	*	28	2-4	.500	0-2	.000	2-2	1.000	2	0	2	3	1	2	1	1	6	12.9
at TCU	1/11	*	36	9-13	.692	5-7	.714	3-4	.750	2	4	6	0	0	0	3	2	26	13.9
Oklahoma State	1/14	*	30	3-5	.600	2-4	.500	4-4	1.000	0	2	2	2	0	0	2	3	12	13.7
at Utah	1/18	*	40	6-16	.375	2-6	.333	2-4	.500	2	5	7	4	0	1	2	1	16	13.9
at Colorado	1/21	*	33	10-15	.667	3-6	.500	2-3	.667	2	3	5	1	1	1	1	0	25	14.5
Cincinnati	1/25	*	32	7-15	.467	5-7	.714	2-2	1.000	2	3	5	1	0	1	0	1	21	14.9
Baylor	1/28	*	33	6-15	.400	0-4	.000	5-5	1.000	2	4	6	2	0	2	5	1	17	15.0
at UCF	2/1																		
ARizona	2/4																		
at Cincinnati	2/8																		
at West Virginia	2/11																		
Kansas State	2/15																		
Kansas	2/18																		
at Arizona	2/22																		
at Arizona State	2/26																		
West Virginia	3/1																		
at Iowa State	3/4																		
Utah	3/8																		
TOTAL			534	103-203	.507	42-97	.433	37-49	.755	21	59	80	26	8	23	31	19	285	15.0

## CAREER STATISTICS

YEAR	GP-GS	MPG	FG-FGA	PCT	3FG-A	PCT	FT-FTA	PCT	OFF-DEF-REB	AVG	PF-D	A	AVG	TO	BLK	AVG	STL	AVG	PTS	AVG
2022-23	34-2	15.9	68-148	.453	26-78	.333	26-38	.684	24-57-81	2.4	65-1	28	0.8	24	9	0.3	20	0.6	186	5.5
2023-24	34-1	20.7	125-239	.523	36-99	.364	42-59	.712	46-94-140	4.1	76-1	38	1.2	15	6	0.2	27	0.8	328	9.6
2024-25	19-19	28.1	103-203	.507	42-97	.433	37-49	.755	21-59-80	4.2	31-1	26	1.4	19	8	0.4	23	1.2	285	15.0
TOTAL	87-22	20.4	295-590	.500	104-274	.380	105-146	.719	91-210-301	3.5	172-3	92	1.1	58	23	0.3	70	0.8	799	9.2





# MAX TRIPLET

JUNIOR | 6-9 | FORWARD | HUNTSMVILLE, UTAH | SNOW COLLEGE

### 2024-25

Made BYU debut in win over Queens... finished with three rebounds and a block in three minutes of action...

### BEFORE BYU

Spent two years at Snow College playing for former BYU assistant coach Andrew May... appeared in 57 games including 31 starts during time in Ephraim... averaged 9.8 points and 5.4 rebounds per game... shot 58.6 percent from the field, 25.0 percent from three and 62.9 percent from the free throw line... scored in double 27 times including seven games with 20-plus... scored a career-high 27 against Utah Prep... seven double-doubles... earned all-conference accolades as as sophomore after starting in 27 games... scored in double figures 21 times en route to averaging 14.1 points per game... averaged 6.8 rebounds per game... five double-doubles... made career-high 10 free throws against of College of Southern Idaho... appeared in 30 games including four starts as a true freshman... averaged 5.9 points and 4.2 rebounds per game... shot 55.9 percent from the field, 33.3 percent from three and 64.2 percent from the free throw line... scored in double figures six times including a pair of double-doubles... graduated from Weber High School...

### PERSONAL

Full name is Maximus Triplet... son of Kay and Doug Triplet... married to Autumn Triplet... has two siblings... sister, Bridget, played volleyball at Snow College and Southern Utah... sister, Abby, is a high jumper at Weber State... served a mission for the Church of Jesus Christ of Latter-day saints in Uruguay...

### 2024-25 GAME-BY-GAME

SEASON HIGHS	Points:	--	--	2024-25 GAME-BY-GAME																					
	Rebounds:	3	Queens (11/13/24)	OPPONENT	DATE	GS	MIN.	FG-FGA	PCT	3FG-FGA	PCT	FT-FTA	PCT	OFF	DEF	REB	AST	BLK	STL	PF	TO	PTS	AVG		
	Assists:	1	Florida A&M (12/20/24)	Central Arkansas	11/5																				
	Steals:	--	--	UC Riverside	11/8																				
	Blocks:	1	Queens (11/13/24)	Queens	11/13		3	0-0	.000	0-0	.000	0-0	.000	1	2	3	0	1	0	0	0	0	0.0		
	Field Goals:	--	--	Idaho	11/16																				
	3-Pointers:	--	--	Mississippi Valley	11/23		2	0-1	.000	0-0	.000	0-0	.000	1	1	2	0	0	0	0	0	0			
	Free Throws:	--	--	vs. Ole Miss	11/28																				
	Minutes:	3	Queens (11/13/24)	vs. NC State	11/29																				
	CAREER HIGHS				at Providence	12/3																			
Points:		--	--	Fresno State	12/11		1	0-0	.000	0-0	.000	0-0	.000	0	0	0	0	0	0	0	0	0	0.0		
Rebounds:		3	Queens (11/13/24)	vs. Wyoming	12/14		1	0-0	.000	0-0	.000	0-0	.000	0	0	0	0	0	0	0	0	0			
Assists:		1	Florida A&M (12/20/24)	Florida A&M	12/20		2	0-0	.000	0-0	.000	0-0	.000	1	0	1	1	0	0	1	0	0			
Steals:		--	--	Arizona State	12/31		1	0-0	.000	0-0	.000	0-0	.000	0	0	0	0	0	0	0	0	0			
Blocks:		1	Queens (11/13/24)	at Houston	1/4																				
Field Goals:		--	--	Texas Tech	1/7																				
3-Pointers:		--	--	at TCU	1/11																				
Free Throws:		--	--	Oklahoma State	1/14																				
Minutes:		3	Queens (11/13/24)	at Utah	1/18																				
BIG 12 HIGHS				at Colorado	1/21																				
	Points:	--	--	Cincinnati	1/25																				
	Rebounds:	--	--	Baylor	1/28																				
	Assists:	--	--	at UCF	2/1																				
	Steals:	--	--	ARizona	2/4																				
	Blocks:	--	--	at Cincinnati	2/8																				
	Field Goals:	--	--	at West Virginia	2/11																				
	3-Pointers:	--	--	Kansas State	2/15																				
	Free Throws:	--	--	Kansas	2/18																				
	Minutes:	1	Arizona State (12/31/24)	at Arizona	2/22																				
PR				at Arizona State	2/26																				
				West Virginia	3/1																				
	Had a double-double	--	--	at Iowa State	3/4																				
	Scored 10+ points	--	--	Utah	3/8																				
	Scored 20+ points	--	--	TOTAL			8	0-0	.000	0-0	.000	0-0	.000	3	3	6	1	1	0	0	0	0			



# TREVIN KNELL

SENIOR | 6-5 | GUARD | NORTH SALT LAKE, UTAH | WOODS CROSS HIGH SCHOOL

**2024-25**  
**15th highest 3-point field goal percentage in program history...** scored the first points of the season for a second straight season with a 3-pointer... went 2-of-6 from beyond the arc... **went 4-of-4 from three in first half against Queens, tied for the second-most makes without a miss in a 1st half in program history...** made a 3-pointer in 11 consecutive games... recorded first career double-double (22 pts, 10 reb) in win over Fresno State...

**2023-24**  
**19th most 3-point field goals per game (2.09)...** **18th most 3-point field goals (67)...** **18th most 3-point field goal attempts (174)...** scored a career-high 27 points in Big 12 opener against Cincinnati... connected on nine 3-pointers, tied for the 2nd most in a game in program history... tied for the most triples at the Marriott Center...

**2022-23**  
Redshirted due to shoulder injury.... NABC Honor Court...

**2021-22**  
Appeared in all 35 games including 18 starts... averaged 6.4 points per game... scored in double figures 10 times including a season-high 15 against Liberty, LMU and Northern Iowa... tied a career-high with five 3-pointers against UNI... WCC All-Academic Team...

**2020-21**  
Played in all 27 games including six starts... ranked second on the team in 3-pointers made and 3-point percentage... scored in double figures six times... shot 50.0 percent from 3-point percentage in WCC play... WCC All-Academic Team...

**2019-20**  
Appeared in 19 games... season-high nine points in win over Montana Tech... hit a pair of 3-pointers in the first half against Virginia Tech in Maui...

**BEFORE BYU**  
Served a mission for the Church of Jesus Christ of Latter-Day Saints in Uruguay... prepped at Woods Cross High School... named First Team All-State by Deseret News and Salt Lake Tribune as a senior... no. 2 recruit in Utah in the Class of 2017...

**PERSONAL**  
Son of Vicki and Richard Knell... has three older sisters and one younger brother... married his wife, Tatum, in August 2021...

SEASON HIGHS	Points:	22	Fresno State (12/11/24)
	Rebounds:	10	Fresno State (12/11/24)
	Assists:	2 (5x)	Cincinnati (1/25/25)
	Steals:	3 (2x)	Cincinnati (1/25/25)
	Blocks:	1 (3x)	Cincinnati (1/25/25)
	Field Goals:	8	Fresno State (12/11/24)
	3-Pointers:	4 (5x)	at Colorado (1/21/25)
	Free Throws:	4 (2x)	Arizona State (12/31/24)
Minutes:		28	vs. Wyoming (12/14/24)

CAREER HIGHS	Points:	27	Cincinnati (1/6/24)
	Rebounds:	10	Fresno State (12/11/24)
	Assists:	5	Evansville (12/5/23)
	Steals:	3 (3x)	Cincinnati (1/25/25)
	Blocks:	1 (10x)	Cincinnati (1/25/25)
	Field Goals:	9	Cincinnati (1/6/24)
	3-Pointers:	9	Cincinnati (1/6/24)
	Free Throws:	10	UCF (2/13/24)
Minutes:		34	at UCF (1/13/24)

BIG 12 HIGHS	Points:	27	Cincinnati (1/6/24)
	Rebounds:	6 (2x)	Houston (1/23/24)
	Assists:	3 (2x)	Oklahoma State (3/9/24)
	Steals:	3 (2x)	Cincinnati (1/25/25)
	Blocks:	1 (5x)	Cincinnati (1/25/25)
	Field Goals:	9	Cincinnati (1/6/24)
	3-Pointers:	9	Cincinnati (1/6/24)
	Free Throws:	10	UCF (2/13/24)
Minutes:		34	at UCF (1/13/24)

PRODUCTION TRACKER		<b>2024-25</b>	<b>Career</b>
	Had a double-double	1 (1-0)	1 (1-0)
	Scored 10+ points	9 (8-1)	43 (36-7)
	Scored 20+ points	1 (1-0)	4 (2-2)
	Led BYU in scoring	3 (3-0)	9 (6-3)
	Led BYU in rebounds	1 (1-0)	3 (2-1)
	Led BYU in assists	--	2 (2-0)
	Led BYU in steals	5 (5-0)	19 (16-3)
	Made 3+ 3-pt FGs	7 (5-2)	31 (25-6)
	Made 5+ 3-pt FGs	--	4 (2-2)
	Made 7+ 3-pt FGs	--	1 (0-1)
	Had 3+ assists	--	10 (10-0)
	Had 3+ steals	2 (2-0)	3 (2-1)
	Had 5+ rebounds	2 (2-0)	15 (14-1)

## 2024-25 GAME-BY-GAME

OPPONENT	DATE	GS	MIN.	FG-FGA	PCT	3FG-FGA	PCT	FT-FTA	PCT	OFF	DEF	REB	AST	BLK	STL	PF	TO	PTS	AVG
Central Arkansas	11/5	*	21	2-6	.333	2-6	.333	2-2	1.000	0	4	4	1	0	1	2	0	8	8.0
UC Riverside	11/8	*	23	1-7	.143	1-6	.167	1-2	.500	0	2	2	0	0	2	1	0	4	6.0
Queens	11/13	*	20	6-9	.667	4-7	.571	0-0	.000	1	1	2	1	0	0	1	2	16	9.3
Idaho	11/16	*	21	2-5	.400	2-4	.500	2-2	1.000	0	2	2	1	0	0	2	1	8	9.0
Mississippi Valley	11/23		21	3-5	.600	2-4	.500	4-5	.800	1	2	3	2	0	2	0	1	12	9.6
vs. Ole Miss	11/28		20	2-6	.333	2-5	.400	2-2	1.000	1	1	2	1	0	0	4	0	8	9.3
vs. NC State	11/29		18	2-6	.333	1-5	.200	2-2	1.000	0	2	2	2	0	1	2	0	7	9.0
at Providence	12/3		16	3-4	.750	3-4	.750	0-0	.000	0	0	0	0	0	0	3	0	9	9.0
Fresno State	12/11	*	24	8-11	.727	4-6	.667	2-3	.667	4	6	10	2	0	3	3	0	22	10.4
vs. Wyoming	12/14	*	28	6-7	.857	3-4	.750	0-0	.000	0	0	0	0	0	1	2	1	15	10.9
Florida A&M	12/20	*	19	3-8	.375	2-6	.333	2-3	.667	1	2	3	0	0	1	1	3	10	10.8
Arizona State	12/31		17	0-2	.000	0-2	.000	4-5	.800	0	2	2	0	0	0	2	1	4	10.3
at Houston	1/4		16	4-6	.667	4-6	.667	0-0	.000	0	1	1	0	0	0	3	0	12	10.4
Texas Tech	1/7		21	2-6	.333	0-3	.000	0-2	.000	0	2	2	1	1	0	1	0	4	9.9
at TCU	1/11	*	20	1-5	.200	1-5	.200	2-2	1.000	0	0	0	2	0	0	2	2	5	9.6
Oklahoma State	1/14	*	27	6-12	.500	4-9	.444	2-2	1.000	0	5	5	1	0	1	2	0	18	10.1
at Utah	1/18	*	22	2-6	.333	2-5	.400	0-1	.000	1	3	4	2	1	2	3	2	6	9.9
at Colorado	1/21	*	25	4-6	.667	4-6	.667	2-4	.500	0	0	0	1	0	1	3	2	14	10.1
Cincinnati	1/25	*	24	3-6	.500	2-5	.400	0-0	.000	0	1	1	2	1	3	1	1	8	10.0
Baylor	1/28	*	23	4-7	.571	1-3	.333	2-4	.500	1	2	3	1	0	2	3	0	11	10.1
at UCF	2/1																		
ARizona	2/4																		
at Cincinnati	2/8																		
at West Virginia	2/11																		
Kansas State	2/15																		
Kansas	2/18																		
at Arizona	2/22																		
at Arizona State	2/26																		
West Virginia	3/1																		
at Iowa State	3/4																		
Utah	3/8																		
TOTAL			426	64-130	.492	44-101	.436	29-41	.707	10	38	48	20	3	20	41	16	201	10.1

## CAREER STATISTICS

YEAR	GP-GS	MPG	FG-FGA	PCT	3FG-A	PCT	FT-FTA	PCT	OFF-DEF-REB	AVG	PF-D	A	AVG	TO	BLK	AVG	STL	AVG	PTS	AVG
2019-20	19-0	5.7	11-33	.333	7-26	.269	0-0	.000	0-12-12	0.6	11-0	3	0.2	1	1	0.1	2	0.1	29	1.5
2020-21	27-6	16.5	56-120	.467	43-95	.453	11-19	.579	4-51-55	2.0	46-0	25	0.9	15	1	0.1	9	0.3	166	6.1
2021-22	35-18	19.5	80-197	.406	47-130	.362	16-23	.696	7-55-62	1.8	55-0	34	0.9	25	1	0.1	9	0.2	223	6.4
2023-24	33-28	24.3	115-254	.453	67-174	.385	54-70	.771	17-84-111	3.4	81-1	44	1.3	21	4	0.1	21	0.6	351	10.6
2024-25	20-13	21.3	64-130	.492	44-101	.436	29-41	.707	10-38-48	2.4	41-0	20	1.0	16	3	0.2	20	1.0	201	10.1
TOTAL	134-65	18.4	326-734	.444	208-526	.395	110-153	.719	38-250-288	2.1	234-1	126	0.9	78	10	0.1	61	0.5	970	7.2







# DAWSON BAKER

REDSHIRT JUNIOR | 6-4 | GUARD | COTO DE CAZA, CALIFORNIA | UC IRVINE

## 2024-25

Scored a BYU-high 22 points in win over Queens... knocked down a career-high six 3-pointers, five of those coming in the second half which are tied for the most in a second half in program history... scored in double figures in four consecutive games for the first time in his BYU career in December...

## 2023-24

Made his season debut in win over Georgia State... scored season-high 10 points in win over Bellarmine... went 2-of-4 from 3-point range... dished out a season-high three assists... **missed the rest of the season due to foot injury...**

## BEFORE BYU

Played three seasons at UC Irvine... two-time all-Big West performer... 2020-21 Big West Freshman of the Year... scored over 1,000 points in 79 appearances for the Anteaters... scored in double figures 55 times including career-high 33 points against UC San Diego... recorded only career double-double against Hawaii on Jan. 19, 2023... served a two-year mission for the Church of Jesus Christ of Latter-Day Saints in Micronesia, Guam... graduated from Capistrano Valley High School in 2018... CIF 2AA Player of the Year...

## PERSONAL

Son of David and Carise Baker... has six siblings... brothers, Dusty and Davis, played collegiately at Weber State and Southern Utah... speaks chuukese... above average at ping pong...

SEASON HIGHS	Points:	22	Queens (11/13/24)
	Rebounds:	5	vs. Wyoming (12/14/24)
	Assists:	5	Arizona State (12/31/24)
	Steals:	2	Mississippi Valley State (11/23/24)
	Blocks:	--	--
	Field Goals:	8	Queens (11/13/24)
	3-Pointers:	6	Queens (11/13/24)
	Free Throws:	4	Baylor (1/28/25)
	Minutes:	30	vs. Wyoming (12/14/24)

CAREER HIGHS	Points:	33	UC San Diego (02/23/23)
	Rebounds:	10	Hawaii (01/19/23)
	Assists:	6	vs. Pepperdine (11/25/20)
	Steals:	4 (2x)	at Long Beach State (02/04/23)
	Blocks:	1 (8x)	UC Riverside (02/11/23)
	Field Goals:	10	UC San Diego (02/23/23)
	3-Pointers:	6	Queens (11/13/24)
	Free Throws:	10 (2x)	UC San Diego (02/23/23)
	Minutes:	36	at Long Beach State (02/04/23)

BIG 12 HIGHS	Points:	11	Cincinnati (1/25/25)
	Rebounds:	3 (3x)	Oklahoma State (1/14/25)
	Assists:	5	Arizona State (12/31/24)
	Steals:	1 (4x)	Baylor (1/28/25)
	Blocks:	--	--
	Field Goals:	5	Cincinnati (1/25/25)
	3-Pointers:	3	at Colorado (1/21/25)
	Free Throws:	4	Baylor (1/28/25)
	Minutes:	21	Arizona State (12/31/24)

PRODUCTION TRACKER		2024-25	Career
	Had a double-double	--	1 (1-0)
	Scored 10+ points	7 (6-1)	63 (41-22)
	Scored 20+ points	1 (1-0)	9 (6-3)
	Led BYU in scoring	2 (1-1)	2 (1-1)
	Led BYU in rebounds	--	--
	Led BYU in assists	--	--
	Led BYU in steals	2 (1-1)	2 (1-1)
	Made 3+ 3-pt FGs	3 (3-0)	13 (9-4)
	Had 5+ 3-pt FGs	1 (1-0)	1 (1-0)
	Had 3+ assists	3 (3-0)	15 (12-3)
	Had 5+ assists	1 (1-0)	2 (1-1)
	Had 3+ steals	--	5 (2-3)
	Had 10+ rebounds	--	1 (1-0)

## CAREER STATISTICS

YEAR	GP-GS	MPG	FG-FGA	PCT	3FG-A	PCT	FT-FTA	PCT	OFF-DEF-REB	AVG	PF-D	A	AVG	TO	BLK	AVG	STL	AVG	PTS	AVG
2020-21*	25-17	23.6	101-206	.490	21-53	.396	44-56	.786	16-42-58	2.3	30-0	33	1.3	32	3	0.1	24	0.9	267	10.7
2021-22*	19-19	26.7	77-184	.418	19-56	.339	40-51	.784	8-36-44	2.3	30-0	22	1.2	36	3	0.2	13	0.7	213	11.2
2022-23*	35-35	27.2	188-403	.467	48-130	.369	113-142	.796	18-93-111	3.2	60-1	43	1.2	57	2	0.1	28	0.8	537	15.3
2023-24	4-0	10.1	9-16	.563	2-4	.500	0-0	.000	1-2-3	0.8	3-0	6	1.5	3	0	0.0	3	0.8	20	5.0
2024-25	20-0	18.2	63-133	.474	25-67	.373	18-23	.783	8-31-39	2.0	27-0	31	1.6	21	0	0.0	11	0.6	169	8.5
TOTAL!	103-71	23.9	438-942	.465	115-310	.371	215-272	.790	51-204-255	2.5	150-1	135	1.3	149	8	0.1	79	0.8	1206	11.7

\* UC Irvine ! UC Irvine and BYU





# DALLIN HALL

JUNIOR | 6-4 | GUARD | PLAIN CITY, UTAH | FREMONT HIGH SCHOOL

**2023-24**  
Missed first four games of the season due to toe injury... became 19th member of 300 assist club in win over Fresno State...

**2023-24**  
All-Big 12 Honorable Mention... 51st most assists per game among active NCAA DI players... **THIRD** highest assist-to-turnover ratio... 11th most assists per game... **SEVENTH** most assists... scored a team-high 18 points in BYU's win over No. 17 San Diego State... career-high 12 assists in win over West Virginia... **one of 15 players in the nation with at least 12 assists and one turnover in a game this season...** made a career-high four 3-pointers four times... multiple assists in every game this season... career-high four offensive rebounds in win over No. 11 Baylor...

**2022-23**  
WCC All-Freshman Team... 3rd in assist-to-ratio among freshman in program history... 6th most assists in program history by a freshman... first freshman to lead Cougars in assists since Matt Carlino in 2011-12... 18th most assists in the nation among freshman... scored a career-high 23 points against No. 22 Saint Mary's... career-high nine assists and zero turnovers in win over Lindenwood... recorded first career game-winner against Missouri State...

**BEFORE BYU**  
Served a two-year mission for the Church of Jesus Christ of Latter Day Saints in Fresno, Calif... prepped at Fremont High School... three-star recruit by 247Sports... rated as No. 67 Point Guard in Class of 2020 by 247Sports Composite... averaged 22.9 points, 7.8 rebounds and 6.8 assists per game as a senior... all-area MVP and first-team all-state as a junior...

**PERSONAL**  
Son of Ken and Nicole Hall... mom was a high jumper at Weber State... dad played basketball at Salt Lake Community College... brother, Hayden plays football at Weber State... fan of Lord of the Rings and Star Wars... went viral last season for impression of Korg from Thor Ragnarok...

## 2024-25 GAME-BY-GAME

OPPONENT	DATE	GS	MIN.	FG-FGA	PCT	3FG-FGA	PCT	FT-FTA	PCT	OFF	DEF	REB	AST	BLK	STL	PF	TO	PTS	AVG
Central Arkansas	11/5																		
UC Riverside	11/8																		
Queens	11/13																		
Idaho	11/16																		
Mississippi Valley	11/23	*	21	3-7	.429	3-7	.429	1-2	.500	1	3	4	5	0	1	2	0	10	10.0
vs. Ole Miss	11/28	*	29	1-3	.333	0-2	.000	0-0	.000	1	0	1	4	0	1	3	0	2	6.0
vs. NC State	11/29	*	29	3-8	.375	2-6	.333	1-2	.500	1	4	5	3	0	1	0	3	9	7.0
at Providence	12/3	*	26	1-6	.167	0-3	.000	0-0	.000	1	1	2	4	0	0	5	2	2	5.8
Fresno State	12/11	*	31	5-8	.625	3-5	.600	0-0	.000	0	2	2	5	0	0	1	2	13	7.2
vs. Wyoming	12/14	*	29	1-6	.167	0-2	.000	2-2	1.000	2	2	4	6	0	0	1	3	4	6.7
Florida A&M	12/20	*	26	4-10	.400	2-5	.400	4-5	.800	1	4	5	7	0	1	0	0	14	7.7
Arizona State	12/31	*	25	1-3	.333	1-2	.500	0-0	.000	3	1	4	3	0	2	0	1	3	7.1
at Houston	1/4	*	24	1-1	1.000	1-1	1.000	4-4	1.000	0	0	0	0	0	0	2	3	7	7.1
Texas Tech	1/7	*	29	2-6	.333	1-5	.200	1-2	.500	0	3	3	1	0	1	1	3	6	7.0
at TCU	1/11		24	2-4	.500	2-4	.500	0-0	.000	0	1	1	6	0	0	0	1	6	6.9
Oklahoma State	1/14		28	4-4	1.000	3-3	1.000	3-4	.750	0	1	1	3	0	0	2	3	14	7.5
at Utah	1/18		34	0-5	.000	0-3	.000	2-2	1.000	1	1	2	4	0	2	4	0	2	7.1
at Colorado	1/21		16	0-2	.000	0-1	.000	0-0	.000	0	0	0	3	0	0	4	2	0	6.6
Cincinnati	1/25		20	0-2	.000	0-0	.000	0-0	.000	0	2	2	3	0	0	0	1	0	6.1
Baylor	1/28		26	2-3	.667	1-1	1.000	2-2	1.000	0	0	0	2	0	1	3	2	7	6.2
at UCF	2/1																		
ARizona	2/4																		
at Cincinnati	2/8																		
at West Virginia	2/11																		
Kansas State	2/15																		
Kansas	2/18																		
at Arizona	2/22																		
at Arizona State	2/26																		
West Virginia	3/1																		
at Iowa State	3/4																		
Utah	3/8																		
TOTAL			415	30-78	.385	19-50	.380	20-25	.800	11	25	36	59	0	10	28	27	99	6.2

### SEASON HIGHS

Points:	14 (2x)	Oklahoma State (1/14/25)
Rebounds:	5 (2x)	Florida A&M (12/20/24)
Assists:	7	Florida A&M (12/20/24)
Steals:	2 (2x)	at Utah (1/18/25)
Blocks:	--	--
Field Goals:	5	Fresno State (12/11/24)
3-Pointers:	3 (3x)	Oklahoma State (1/14/25)
Free Throws:	4	Florida A&M (12/20/24)
Minutes:	34	at Utah (1/18/25)

### CAREER HIGHS

Points:	23	Saint Mary's (1/28/23)
Rebounds:	7	at Texas Tech (1/20/24)
Assists:	12	at West Virginia (2/3/24)
Steals:	4	vs. Duquesne (3/21/24)
Blocks:	1 (3x)	UCF (2/13/24)
Field Goals:	9	Saint Mary's (1/28/23)
3-Pointers:	4 (4x)	at Oklahoma (2/6/24)
Free Throws:	5 (2x)	Pepperdine (1/14/23)
Minutes:	36	at Oklahoma State (2/17/24)

### BIG 12 HIGHS

Points:	18	at Kansas (2/27/24)
Rebounds:	7	at Texas Tech (1/20/24)
Assists:	12	at West Virginia (2/3/24)
Steals:	2 (5x)	at Utah (1/18/25)
Blocks:	1	UCF (2/13/24)
Field Goals:	5 (3x)	at Kansas (2/27/24)
3-Pointers:	4 (2x)	at Oklahoma (2/6/24)
Free Throws:	5	at Kansas (2/27/24)
Minutes:	36	at Oklahoma State (2/17/24)

### PRODUCTION TRACKER

	2024-25	Career
Had a double-double	--	--
Scored 10+ points	4 (4-0)	27 (15-12)
Scored 20+ points	--	1 (0-1)
Led BYU in scoring	--	2 (1-1)
Led BYU in rebounds	--	2 (0-2)
Led BYU in assists	7 (3-4)	39 (21-18)
Led BYU in steals	2 (2-0)	17 (10-7)
Made 3+ 3-pt FGs	3 (3-0)	14 (11-3)
Had 5+ 3-pt FGs	--	--
Had 3+ assists	13 (9-4)	68 (46-22)
Had 5+ assists	5 (4-1)	30 (22-8)
Had 10+ assists	--	1 (1-0)
Had 3+ steals	--	1 (0-1)

## CAREER STATISTICS

YEAR	GP-GS	MPG	FG-FGA	PCT	3FG-A	PCT	FT-FTA	PCT	OFF-DEF-REB	AVG	PF-D	A	AVG	TO	BLK	AVG	STL	AVG	PTS	AVG
2022-23	34-21	20.6	84-204	.412	36-98	.367	44-70	.629	15-50-65	1.9	75-2	108	3.2	56	2	0.1	24	0.7	248	7.3
2023-24	34-30	29.3	106-251	.422	52-145	.359	43-68	.632	31-87-118	3.5	82-3	172	5.1	59	1	0.1	34	1.0	307	9.0
2024-25	16-10	25.9	30-78	.385	19-50	.380	20-25	.800	11-25-36	2.3	28-1	59	3.7	27	0	0.0	10	0.6	99	6.2
TOTAL	84-61	25.1	220-533	.413	107-293	.365	107-163	.656	57-162-219	2.6	185-6	339	4.0	142	3	0.1	68	0.8	654	7.8





# FOUSSEYNI TRAORE

SENIOR | 6-6 | FORWARD | BAMAKO, MALI | WASATCH ACADEMY

## 2024-25

Scored a career-high 29 points in win over Idaho... tied Marriott Center record going 11-of-12 from the field... also went 7-of-7 from the free throw line... One of three players since 1990 with 29 or more points off the bench... season-high 12 rebounds against Queens...

## 2023-24

**All-Big 12 Honorable Mention...** tied a career-high with five assists in win over No. 7 Kansas... season-high 11 rebounds at No. 6 Iowa State... 9-4 when he scores in double figures... scored a season-high 24 points in win over West Virginia... also had nine rebounds, six of those coming on the offensive glass... made career-high 10 field goals...

## 2022-23

**WCC All-Academic... CSC Academic All-District... WCC All-Second Team...** first underclassmen to lead Cougars in scoring and rebounding in same season since Eric Mika in 2016-17... averaged 12.9 points and 7.8 rebounds per game, shooting 60.7 percent and 75.8 percent from the free throw line... one of two players in program history to shoot over 60.0 percent from the field in a single season (min. 100 FG made)... ranked 22nd in the nation in field goal percentage... 15 point, 11 rebound double-double in season opener against Idaho State... seven offensive rebounds tied for most offensive boards in a season opener in program history...

## 2021-22

**WCC All-Freshman Team... 4-time WCC Freshman of the Week... Hawaiian Airlines Diamond Head Classic All-Tournament Team...** appeared in 33 games including 21 starts... broke BYU freshman record in total rebounds and offensive rebounds... second-most double-doubles by a freshman in program history... recorded a 25-point, 19 rebound performance on Senior Night against Pepperdine...

## BEFORE BYU

Prepped at Wasatch Academy... represented Mali at 2021 FIBA U19 Basketball World Cup... had a 7-point, 10 rebound performance against the United States... Was part of Mali team that won the 2017 FIBA U16 African Championship...

## PERSONAL

Son of Lamine and Kadiatou... speaks french and Bambara... Master fisherman... Loves watching movies, especially the Mission Impossible franchise... **Founder of Fouss Foundation... currently in process of raising money for indoor basketball court in Bamako, Mali...**

## 2024-25 GAME-BY-GAME

OPPONENT	DATE	GS	MIN.	FG-FGA	PCT	3FG-FGA	PCT	FT-FTA	PCT	OFF	DEF	REB	AST	BLK	STL	PF	TO	PTS	AVG
Central Arkansas	11/5		19	3-5	.600	0-0	.000	0-0	.000	4	2	6	0	2	0	2	0	6	6.0
UC Riverside	11/8		20	6-8	.750	0-1	.000	1-2	.500	5	1	6	2	2	0	2	1	13	9.5
Queens	11/13		17	2-5	.400	0-0	.000	0-0	.000	5	7	12	5	0	2	2	1	4	7.7
Idaho	11/16		23	11-12	.917	0-0	.000	7-7	1.000	2	7	9	2	1	0	1	0	29	13.0
Mississippi Valley	11/23	*	25	5-8	.625	0-1	.000	5-6	.833	5	6	11	1	1	0	2	2	16	13.4
vs. Ole Miss	11/28		24	5-8	.625	0-0	.000	6-6	1.000	2	4	6	3	1	1	3	3	16	13.8
vs. NC State	11/29		17	4-6	.667	0-0	.000	2-2	1.000	2	3	5	1	0	0	2	1	10	13.3
at Providence	12/3		14	4-8	.500	0-0	.000	0-0	.000	1	1	2	1	0	0	2	0	8	12.6
Fresno State	12/11		19	2-4	.500	1-1	1.000	0-0	.000	0	10	10	3	1	0	1	3	5	11.8
vs. Wyoming	12/14		16	3-4	.750	0-0	.000	2-2	1.000	0	3	3	1	0	0	2	0	8	11.4
Florida A&M	12/20		17	4-6	.667	0-0	.000	1-1	1.000	3	3	5	5	0	0	1	1	9	11.2
Arizona State	12/31		18	2-3	.667	0-0	.000	0-1	.000	1	3	4	1	0	1	0	2	4	10.6
at Houston	1/4		20	0-3	.000	0-0	.000	1-2	.500	1	5	6	3	0	0	0	3	1	9.8
Texas Tech	1/7		24	5-10	.500	0-0	.000	4-5	.800	2	3	5	0	0	0	1	1	14	10.1
at TCU	1/11		21	1-3	.333	0-0	.000	3-4	.750	0	7	7	2	0	0	2	1	5	9.8
Oklahoma State	1/14		17	3-4	.750	0-0	.000	1-2	.500	1	6	7	3	1	1	0	2	7	9.6
at Utah	1/18		23	8-13	.615	0-0	.000	0-0	.000	3	3	6	2	1	0	4	2	16	10.0
at Colorado	1/21		13	1-1	1.000	0-0	.000	2-2	1.000	1	1	2	0	0	0	0	4	4	9.7
Cincinnati	1/25		13	2-3	.667	0-0	.000	0-0	.000	1	2	3	2	0	0	2	2	4	9.4
Baylor	1/28		17	3-6	.500	0-0	.000	1-2	.500	3	2	5	0	0	0	1	0	7	9.3
at UCF	2/1																		
ARizona	2/4																		
at Cincinnati	2/8																		
at West Virginia	2/11																		
Kansas State	2/15																		
Kansas	2/18																		
at Arizona	2/22																		
at Arizona State	2/26																		
West Virginia	3/1																		
at Iowa State	3/4																		
Utah	3/8																		
TOTAL			374	74-120	.617	1-3	.333	36-44	.818	42	79	121	37	10	5	30	29	185	9.3

## SEASON HIGHS

Points:	29	Idaho (11/16/24)
Rebounds:	12	Queens (11/13/24)
Assists:	5 (2x)	Florida A&M (12/20/24)
Steals:	2	Queens (11/13/24)
Blocks:	2 (2x)	UC Riverside (11/8/24)
Field Goals:	11	Idaho (11/16/24)
3-Pointers:	1	Fresno State (12/11/24)
Free Throws:	7	Idaho (11/16/24)
Minutes:	25	Mississippi Valley State (11/23/24)

## CAREER HIGHS

Points:	29	Idaho (11/16/24)
Rebounds:	19	Pepperdine (2/26/22)
Assists:	5 (4x)	Queens (11/13/24)
Steals:	3 (2x)	Gonzaga (1/12/23)
Blocks:	4	at Loyola Marymount (2/10/22)
Field Goals:	11	Idaho (11/16/24)
3-Pointers:	2	Southeastern Louisiana (11/15/23)
Free Throws:	8 (2x)	Portland (12/31/22)
Minutes:	37	at Loyola Marymount (2/10/22)

## BIG 12 HIGHS

Points:	24	at West Virginia (2/3/24)
Rebounds:	11	at Iowa State (3/6/24)
Assists:	5	at Kansas (2/27/24)
Steals:	1 (9x)	Oklahoma State (1/14/25)
Blocks:	3	at Iowa State (3/6/24)
Field Goals:	10	at West Virginia (2/3/24)
3-Pointers:	--	--
Free Throws:	5	TCU (3/2/24)
Minutes:	31	at West Virginia (2/3/24)

## PRODUCTION TRACKER

	2024-25	Career
Had a double-double	1 (1-0)	20 (15-5)
Scored 10+ points	7 (4-3)	61 (39-22)
Scored 20+ points	1 (1-0)	7 (5-2)
Led BYU in scoring	3 (2-1)	29 (19-10)
Led BYU in rebounds	5 (3-2)	53 (35-18)
Led BYU in assists	1 (1-0)	6 (3-3)
Led BYU in blocks	3 (2-1)	36 (23-13)
Led BYU in steals	1 (1-0)	14 (9-5)
Had 3+ blocks	--	9 (7-2)
Had 3+ assists	4 (3-1)	17 (15-2)
Had 3+ steals	--	2 (1-1)
Had 10+ rebounds	3 (3-0)	26 (19-7)
Had 15+ rebounds	--	4 (3-1)

## CAREER STATISTICS

YEAR	GP-GS	MPG	FG-FGA	PCT	3FG-A	PCT	FT-FTA	PCT	OFF-DEF-REB	AVG	PF-D	A	AVG	TO	BLK	AVG	STL	AVG	PTS	AVG
2021-22	33-21	23.6	126-214	.589	1-8	.125	64-86	.744	93-187-280	8.5	61-0	30	0.9	49	42	1.3	17	0.5	317	9.6
2022-23	33-33	24.8	165-272	.607	1-1	1.000	94-124	.758	92-167-259	7.8	63-1	48	1.5	73	23	0.7	24	0.7	425	12.9
2023-24	26-8	18.4	112-179	.626	2-3	.667	58-61	.716	51-85-136	5.2	44-0	34	1.3	45	20	0.8	16	0.6	284	10.9
2024-25	20-1	18.7	74-120	.617	1-3	.333	36-44	.818	42-79-121	6.1	30-0	37	1.9	29	10	0.5	5	0.3	185	9.3
TOTAL	112-63	21.9	477-785	.608	5-15	.333	252-335	.752	278-518-796	7.1	198-1	149	1.3	196	95	0.8	62	0.6	1211	10.8







# JARED MCGREGOR

JUNIOR | 6-3 | GUARD | SARATOGA SPRINGS, UTAH | WESTLAKE HIGH SCHOOL

## 2024-25

Made season debut in win over Queens...made first 3-pointer of the season in win over Florida A&M... also connected on his first career free throw...

## 2023-24

Played in a career-games... connected on first 3-pointer of the season in win over South-eastern Louisiana... also made 3-pointer in win over Evansville...

## 2022-23

Made collegiate debut against Westminster... Scored a career-high 6 points in win over Western Oregon... Went 2-of-2 from 3-point range...

## BEFORE BYU

Served a mission for the Church of Jesus Christ of Latter-Day Saints in Spokane, Wash... Prepped at Westlake High School... Averaged 12.2 points per game as a senior... Made 76 3-pointers, most in Utah 6A... Played AAU basketball for Utah Mountain Stars...

## PERSONAL

Son of Kathy and the late Mark McGregor... Father, Mark, was an All-American swimmer at BYU... Served a mission for the Church of Jesus Christ of Latter-Day Saints in Spokane, Wash... Has traveled to China (2x), Australia and Mali for basketball...

## 2024-25 GAME-BY-GAME

OPPONENT	DATE	GS	MIN.	FG-FGA	PCT	3FG-FGA	PCT	FT-FTA	PCT	OFF	DEF	REB	AST	BLK	STL	PF	TO	PTS	AVG
Central Arkansas	11/5																		
UC Riverside	11/8																		
Queens	11/13		2	0-2	.000	0-2	.000	0-0	.000	0	0	0	1	0	0	0	0	0	0.0
Idaho	11/16																		
Mississippi Valley	11/23		2	0-0	.000	0-0	.000	0-0	.000	0	0	0	0	0	0	0	0	0	0.0
vs. Ole Miss	11/28																		
vs. NC State	11/29																		
at Providence	12/3																		
Fresno State	12/11																		
vs. Wyoming	12/14		1	0-0	.000	0-0	.000	0-0	.000	0	0	0	0	0	0	0	0	0	0.0
Florida A&M	12/20		2	1-2	.500	1-2	.500	1-2	.500	0	0	0	0	0	0	0	0	4	1.0
Arizona State	12/31																		
at Houston	1/4																		
Texas Tech	1/7																		
at TCU	1/11																		
Oklahoma State	1/14																		
at Utah	1/18																		
at Colorado	1/21																		
Cincinnati	1/25																		
Baylor	1/28																		
at UCF	2/1																		
ARizona	2/4																		
at Cincinnati	2/8																		
at West Virginia	2/11																		
Kansas State	2/15																		
Kansas	2/18																		
at Arizona	2/22																		
at Arizona State	2/26																		
West Virginia	3/1																		
at Iowa State	3/4																		
Utah	3/8																		
TOTAL			6	1-4	.250	1-4	.250	1-2	.500	0	0	0	1	0	0	0	0	4	1.0

## SEASON HIGHS

Points:	4	Florida A&M (12/20/24)
Rebounds:	--	--
Assists:	1	Queens (11/13/24)
Steals:	--	--
Blocks:	--	--
Field Goals:	1	Florida A&M (12/20/24)
3-Pointers:	1	Florida A&M (12/20/24)
Free Throws:	1	Florida A&M (12/20/24)
Minutes:	2 (3x)	Florida A&M (12/20/24)

## CAREER HIGHS

Points:	6	Western Oregon (12/15/22)
Rebounds:	2	Southeastern Louisiana (11/15/23)
Assists:	1 (2x)	Queens (11/13/24)
Steals:	--	--
Blocks:	--	--
Field Goals:	2	Western Oregon (12/15/22)
3-Pointers:	2	Western Oregon (12/15/22)
Free Throws:	1	Florida A&M (12/20/24)
Minutes:	3 (2x)	Bellarmine (12/22/23)

## BIG 12 HIGHS

Points:	--	--
Rebounds:	--	--
Assists:	--	--
Steals:	--	--
Blocks:	--	--
Field Goals:	--	--
3-Pointers:	--	--
Free Throws:	--	--
Minutes:	1	Iowa State (1/16/24)

## PRODUCTION TRACKER

	2024-25	Career
Had a double-double	--	--
Scored 10+ points	--	--
Scored 20+ points	--	--
Led BYU in scoring	--	--
Led BYU in rebounds	--	--
Led BYU in assists	--	--
Led BYU in steals	--	--
Made 3+ 3-pt FGs	--	--
Had 5+ 3-pt FGs	--	--
Had 3+ assists	--	--
Had 3+ steals	--	--
Had 5+ rebounds	--	--
Had 10+ rebounds	--	--

## CAREER STATISTICS

YEAR	GP-GS	MPG	FG-FGA	PCT	3FG-A	PCT	FT-FTA	PCT	OFF-DEF-REB	AVG	PF-D	A	AVG	TO	BLK	AVG	STL	AVG	PTS	AVG
2022-23	6-0	1.3	2-4	.500	2-3	.667	0-0	.000	0-0-0	0.0	2-0	0	0.0	0	0	0.0	0	0.0	6	1.0
2023-24	11-0	1.8	2-7	.286	2-6	.333	0-0	.000	1-2-3	0.3	2-0	1	0.1	2	0	0.0	0	0.0	6	0.5
2024-25	4-0	1.5	1-4	.250	1-4	.250	1-2	.500	0-0-0	0.0	0-0	1	0.3	0	0	0.0	0	0.0	4	1.0
TOTAL	21-0	1.6	5-15	.333	5-13	.385	1-2	.500	1-2-3	0.1	4-0	2	0.1	2	0	0.0	0	0.0	16	0.8



## THE LAST TIME...

### 5 players scored in double figures

1/14/25 vs. Oklahoma State, Knell 18, Hall 14, Saunders 14, Demin 10, Keita 10

### 6 players scored in double figures

12/11/24 vs. Fresno State, Knell 22, Saunders 17, Baker 14, Hall 13, Keita 12, Catchings 10

### No players scored in double figures

2/21/05 at Air Force, 39-70 L

### One player recorded a double-double

12/11/24 vs. Fresno State  
Trevin Knell, 22 points, 10 rebounds

### Two players recorded a double-double

12/13/23 vs. Denver  
Noah Waterman 20 points, 14 rebounds  
Spencer Johnson 11 points, 11 rebounds

### One player recorded a triple-double

3/16/16 vs. UAB  
Kyle Collinsworth, 19 points, 10 rebounds, 12 assists

### Two double-digit rebounders

12/11/24 vs. Fresno State  
Trevin Knell 10, Fousseyini Traore 10

### Four players had 9 or more rebounds

12/30/06 vs. Seton Hall, Cummard 12, Plaisted 9, Young 9, Ainge 9

### Two players fouled out

12/3/22 vs. South Dakota  
Trey Stewart, Gideon George

### Three or more players fouled out

12/1/18 at Weber State  
Yoeli Childs, TJ Haws, Connnor Harding

### A BYU player received a technical foul

1/21/25 at Colorado, Trevin Knell, Kanon Catchings

### An opponent player received a technical foul

1/21/25 at Colorado, Bangot Dak

### A BYU coach received a technical foul

2/27/24 at Kansas, Mark Pope

### An opponent coach received a technical foul

1/28/25 vs. Baylor, Bench

### A BYU player ejected from a game

11/23/23 vs. Arizona State, Atiki Ally Atiki, Noah Waterman

### An opponent player ejected from a game

1/6/24 vs. Iowa State, Hason Ward

### A coach ejected from the game

11/24/23 vs. NC State  
NC State coach Kevin Keatts (2 technical fouls)

### AT LEAST two players scored 20+ points

11/16/24 vs. Idaho, Traore - 29, Saunders - 26

### Three players scored 20+ points

2/20/20 vs. Santa Clara, Haws 28, Childs 22, Toolson 20

### Four players scored 20+ points

1/13/79 vs. New Mexico, D. Ainge 27, Runia 25, Durrant 20, Taylor 20

### Two players scored 25+ points

11/16/24 vs. Idaho, Fousseyini Traore 29, Richie Saunders 26

### A player scored 30+ points

12/31/24 vs. Arizona State, Richie Saunders 30

### A player scored 40+ points

12/23/15 vs. New Mexico, Chase Fischer 41

### A player attempted 20 or more field goals

12/11/21 vs. Creighton, Alex Barcello 20

### A player had 5 or more steals

1/12/23 vs. Gonzaga, Spencer Johnson 5

### A player had 5 or more blocks

2/27/21 vs. Saint Mary's, Matt Haarms 6

### A player had double-digit assists

11/5/24 vs. Central Arkansas, Egor Demin 11

### A player made double-digit free throws

2/13/24 vs. UCF, Jaxson Robinson 12, Trevin Knell 10

### A player shot 100% from the free throw line (min. 8 att.)

12/3/22 vs. South Dakota, Rudi Williams (8-8)

### A player shot 100% from the floor (min. 5 att.)

1/28/25 vs. Baylor, Kanon Catchings (8-8)

### A player shot 100% from threes (min. 3 att.)

1/28/25 vs. Baylor, Kanon Catchings (4-4)

### Did not make a 3-point field goal

3/8/14 vs. Loyola Marymount, (0-12) W

### Opponent did not make a 3-point field goal

11/13/19 vs. Southern Utah (0-12) W

### BYU had five or fewer turnovers

12/3/24 at Providence, 5 L

### BYU committed 25-plus turnovers

12/15/07 vs. Pepperdine, 29 W

### BYU committed 11 or less team fouls in a game

1/25/25 vs. Cincinnati 8, W

### BYU scored 90 points

1/28/25 vs. Baylor, 93-89 (OT)

### BYU scored 100 points

12/22/23 vs. Bellarmine, 101-56 W

### BYU scored 110 points

11/6/23 vs. Houston Christian, 110 W

### BYU scored less than 50 points in a game

1/15/08 at UNLV, 41-70 L

### Held opponent to less than 50 points in a game

11/23/24 vs. Mississippi Valley State, 87-43 W

### BYU scored less than 40 points in a game

2/21/05 at Air Force, 39-70 L

### Held opponents to less than 40 points in a game

12/22/21 vs. South Florida 54-39 W

### Shot 60% from the field

1/27/24 vs. Texas (.630) 32-50

### Opponent shot 60% from the field

1/13/22 at Gonzaga (.694) 43-62

### Shot 70% from the field in a half

1/25/25 vs. Cincinnati (.739) 17-23

### Did not miss a 2-point FG attempt in a half

2/23/04 vs. Air Force, 13-13 inside the arc, (14-17, .824 overall)

### Shot less than 30% from the field

12/1/20 vs. USC (.275) 16-69

### Opponent shot less than 30% from the field

1/13/24 at UCF (.293) 17-58

### Shot 100% from the free throw line

2/24/22 vs. Loyola Marymount (6-6)

### Shot 90% from the free throw line (min. 10 att.)

1/27/21 at Pepperdine (.947) 18-19

### Shot less than 50% from the free throw line

1/18/25 at Utah (.400) 4-10

### Shot 60% on 3-pointers

1/25/25 vs. Cincinnati (.625), 15-24

### Shot 70% on 3-pointers

12/11/13 vs. Prairie View A&M (.714), 10-14

### Opponent scored less than 20 points in the 1st half

11/23/23 vs. Arizona State, 17 (32-17, 77-49) W

### Opponent scored less than 20 points in the 2nd half

11/23/24 vs. Mississippi Valley State, 16 (32-16, 87-43) W

### BYU scored less than 20 points in the 1st half

3/9/19 vs. San Diego, 19 (BYU trailed 19-46)

### BYU scored less than 20 points in the 2nd half

1/15/00 vs. Utah, 19

### Opponent scored 50 or more points in a half

2/13/24 vs. UCF, 62

### BYU scored 50 or more points in the first half

12/20/24 vs. Florida A&M, 50

### BYU scored 50 or more points in the second half

1/25/25 vs. Cincinnati, 52

### BYU scored 60 or more points in the first half

11/29/22 vs. Westminster, 63

### BYU scored 60 or more points in the second half

1/30/20 vs. Pepperdine, 61

### Won by 60 or more points (largest margin ever)

12/22/06 vs. Western Oregon (62) 102-40

### Won by 50 or more points

11/15/23 vs. Southeastern Louisiana (57) 105-48

### Won by 40 or more points

12/20/24 vs. Florida A&M (46), 103-57

### Won by 30 or more points

11/5/24 vs. Central Arkansas (38) (88-50)

### Won by 25 or more points

1/25/25 vs. Cincinnati (28) (80-52)

### Lost by 35-plus points

11/22/04 vs. North Carolina (36) 86-50

### Lost by 30-plus points

1/4/25 at No. 14 Houston (31) 55-86

### Lost by 25-plus points

12/1/20 vs. USC (26) 53-79

### Played an overtime game

1/28/25 vs. Baylor, 93-89 W (OT)

### Won in single overtime

1/28/25 vs. Baylor, 93-89 (OT)

### Lost in overtime

1/18/25 at Utah, 72-73 L (OT)

### Played a double OT game

1/30/21 vs. Pacific, 95-87 W (2OT)

### Played a triple OT game

1/23/14 at Portland, 114-110 L (3OT)

### Won 10-straight games

2010-11 (10)

### Won 15-straight games

2009-10 (15)

### Lost 3-straight games

2024-25, @ Houston, Texas Tech, @ TCU

### Lost 4-straight games

2022-23, @ Pepperdine, @ Gonzaga, Santa Clara, @ Saint Mary's

### Lost 5-straight games

2004-05, @ UNM, @ AFA, @ Utah, UNLV, vs. UNM (at MWC)

### Lost 9-straight games

1997-98

### Lost 10-straight games

1996-97 (21) - school record

### Played an NCAA tournament game

3/21/24 vs. Duquesne - NCAA 1st Round, 67-71

### Won an NCAA tournament game

3/13/12 vs. Iona - NCAA 1st Round, 78-72

### Won two NCAA tournament games

1980-81 Princeton 60-51, UCLA 78-55, Notre Dame 51-50, then lost to Virginia 60-74  
2010-11 Wofford 74-66, Gonzaga 89-67

### Won three NCAA tournament games

1980-81 Princeton 60-51, UCLA 78-55, Notre Dame 51-50, then lost to Virginia 60-74

### Played in the NIT

2021-22

### Won an NIT game

3/19/22 Northern Iowa, 90-71

### Won two NIT games

2021-22 LBSU, 93-72, UNI 90-71

### Won three NIT games

2015-16 Advanced to NIT semifinals (appearance vacated by the NCAA)  
2012-13 Advanced to NIT semifinals  
1965-66 NIT Champions  
1950-51 NIT Champions

### Won a conference tournament

2000-01

### Won a regular season conference title

2010-11

### Won a conference regular season outright

2007-08

### Defeated a ranked team

2/27/24 at No. 7 Kansas (7/9), 76-68

### Defeated a ranked team at home

2/20/24 vs. No. 11 Baylor (11/11), 78-71

### Defeated a ranked team on the road

2/27/24 at No. 7 Kansas (7/9), 76-68

### Was ranked in the Top 25 AP Poll

3/18/24 Ranked 21st

### Was ranked in the Top 25 Coaches Poll

3/17/24 Ranked 21st

### Finished season ranked in the Top 25 polls

2019-20 16th (Coaches), 18th (AP)



# COUGARS IN THE RECORD BOOK

## INDIVIDUAL CAREER RECORDS

Points Scored				
Rk	Name, Years	G	Pts	
1	Tyler Haws, 2009-10,12-15	139	2,720	
2	Jimmer Fredette, 2007-11	139	2,599	
3	Danny Ange, 1977-81	118	2,467	
4	Michael Smith, 1983-84,86-89	122	2,319	
5	Devin Durrant, 1978-80,82-84	117	2,285	
6	Yoeli Childs, 2016-20	119	2,031	
7	TJ Haws, 2016-20	133	1,899	
8	Russell Larson, 1991-95	129	1,885	
9	Fred Roberts, 1978-82	119	1,841	
10	Jeff Chatman, 1984-88	122	1,824	
11	Mekeli Wesley, 1997-01	115	1,740	
12	Mark Bigelow, 1998-99, 01-04	120	1,715	
13	Kyle Collinsworth, 2010-11, 13-16	135	1,680	
14	Brandon Davies, 2009-13	135	1,680	
15	Ken Roberts, 1990-91, 93-96	126	1,652	
16	Lee Cummand, 2005-09	131	1,569	
17	Jonathan Tavernier, 2006-10	132	1,519	
18	Kresimir Cosic, 1970-73	79	1,513	
19	Joe Nelson, 1946-50	115	1,494	
20	Jay Cheesman, 1973-77	103	1,408	
21	Roland Minson, 1948-51	105	1,407	
22	Andy Toolson, 1984-85, 87-90	117	1,388	
23	Trent Plaisted, 2004-08	103	1,372	
24	Marty Haws, 1986-90	120	1,337	
25	Alex Barcello, 2019-22	93	1,307	
26	Dick Nemelka, 1963-66	78	1,299	
27	Alan Taylor, 1976-80	110	1,284	
28	Jackson Emery, 2005-06, 08-11	133	1,235	
29	Doug Richards, 1971-74	78	1,218	
30	<b>Fousseyni Traore, 2021-present</b>	<b>112</b>	<b>1,211</b>	
31	Gary Trost, 1987-88, 90-93	114	1,205	
32	Matt Carling, 2011-14	96	1,201	
33	Edon Brinley, 1927-31	---	1,195	
34	Noah Hartsock, 2008-12	134	1,191	
35	Elwood Romney, 1929-33	110	1,189	
36	Joe Richy, 1950-53	89	1,177	
37	Randy Reid, 1992-96	125	1,170	
38	Keri Limm, 1966-69	76	1,156	
39	Doug Howard, 1967-70	79	1,143	
40	Mel Hutchins, 1947-48, 49-51	97	1,141	
41	Travis Hansen, 2000-03	86	1,137	
42	Steve Schreiner, 1988-91	93	1,128	
43	Chase Fischer, 2014-16	71	1,121	
44	John Fairchild, 1963-65	53	1,109	
45	Gary Earnest, 1958-61	77	1,108	
46	Terrell Lyday, 1999-01	66	1,105	
47	Mark Handy, 1973-77	96	1,099	
48	Bruce Burton, 1960-63	78	1,089	
49	Eric Mika, 2013-14, 16-17	67	1,080	
50	Keena Young, 2004-07	88	1,068	
51	Scott Ruma, 1976-80	110	1,051	
52	Bernie Fryer, 1970-72	55	1,031	
53	Dave Eastis, 1958-61	69	1,015	

Field Goal Percentage				
Rk	Name, Years	FG	FGA	Pct
1	<b>Fousseyni Traore, 2021-present</b>	<b>477</b>	<b>785</b>	<b>.608</b>
2	Alan Taylor, 1976-80	504	874	.577
3	Rafael Araujo, 2002-04	366	646	.567
4	Gary Trost, 1987-88, 90-93	420	742	.566
5	Jared Miller, 1990-93	306	550	.5563

\*Minimum 300 FG Made

3-Point Field Goals Made				
Rk	Name, Years	3FG		
1	Jimmer Fredette, 2007-11	296		
2	Jonathan Tavernier, 2006-10	265		
3	TJ Haws, 2016-20	242		
4	Jackson Emery, 2005-06, 08-11	230		
5	Chase Fischer, 2014-16	215		
6	Mark Bigelow, 1998-99, 01-04	213		
7	<b>Trevin Kneil, 2019-present</b>	<b>208</b>		

3-Point Field Goal Attempts				
Rk	Name, Years	3FGA		
1	Jimmer Fredette, 2007-11	752		
2	Jonathan Tavernier, 2006-10	698		
3	TJ Haws, 2016-20	671		
4	Jackson Emery, 2005-06, 08-11	601		
5	Mark Bigelow, 1998-99, 01-04	599		
6	Chase Fischer, 2014-16	553		
7	<b>Trevin Kneil, 2019-present</b>	<b>526</b>		

3-Point Field Goal Percentage*				
Rk	Name, Years	3FG	3FGA	Pct
1	Nathan Call, 1986-88, 90-92	110	241	.456
2	Alex Barcello, 2019-22	194	429	.452
3	Mark Heslop, 1988-92	126	283	.445
4	Andy Toolson, 1984-85, 87-90	141	323	.437
5	Lee Cummand, 2005-09	153	355	.431
6	Michael Smith, 1983-84, 86-89	116	270	.430
7	Mike Rose, 2003-07	163	381	.428
8	Sam Burgess, 2004-05, 06-08	81	196	.413
9	Zac Seljaas, 2015-16, 17-19	135	332	.407
10	Skyler Halford, 2013-15	81	201	.4029
11	Austin Ange, 2003-07	113	281	.402
12	Terrell Lyday, 1999-01	127	321	.3956
13	<b>Trevin Kneil, 2019-present</b>	<b>208</b>	<b>526</b>	<b>.3954</b>
14	Todd Christensen, 1995-96, 98-00	104	264	.3939
15	Jimmer Fredette, 2007-11s	296	752	.3936
16	Chase Fischer, 2014-16	215	553	.3887
17	Michael Vranes, 1996-97, 98-00	78	201	.3881
18	Jackson Emery, 2005-06, 08-11	230	601	.383
19	Mark Bigelow, 1998-99, 01-04	213	559	.381
20	<b>Richie Saunders, 2022-present</b>	<b>104</b>	<b>274</b>	<b>.380</b>

*Minimum 75 3FG Made				
3 3-Pointers Games				
Rk	Name, Years	#		
1	Jimmer Fredette, 2007-11	47		
2	TJ Haws, 2016-20	47		
3	Jonathan Tavernier, 2006-10	46		
4	Chase Fischer, 2014-16	39		
5	Mark Bigelow, 1998-99, 01-04	34		
6	Jackson Emery, 2005-06, 08-11	34		
7	Alex Barcello, 2019-22	31		
8	<b>Trevin Kneil, 2019-present</b>	<b>31</b>		

Assists				
Rk	Name, Years	G	Ast	Avg
1	Kyle Collinsworth, 2010-11, 13-16	140	703	5.0
2	TJ Haws, 2016-20	133	603	4.5
3	Matt Montague, 1996-97, 99-02	122	570	4.7
4	Danny Ange, 1977-81	118	539	4.6
5	Nathan Call, 1986-88, 90-92	129	528	4.1
6	Jimmer Fredette, 2007-11	139	515	3.7
7	Marty Haws, 1986-90	123	502	4.1
8	Randy Reid, 1992-96	125	458	3.7
9	Matt Carling, 2011-14	96	437	4.6
10	Scott Ruma, 1976-80	110	405	3.7
11	Lee Cummand, 2005-09	131	372	2.8
12	Austin Ange, 2003-07	101	355	3.5
13	Fred Roberts, 1978-82	119	341	2.9
14	<b>Dallin Hall, 2022-present</b>	<b>84</b>	<b>339</b>	<b>4.0</b>

Assists Per Game*				
Rk	Name, Years	G	Ast	Avg
1	Kyle Collinsworth, 2010-11, 13-15	140	703	5.02
2	Matt Montague, 1996-97, 99-02	122	570	4.67
3	Danny Ange, 1977-81	118	539	4.57
4	Matt Carling, 2011-14	96	437	4.55
5	TJ Haws, 2016-20	133	603	4.53
6	Nathan Call, 1986-88, 90-92	129	528	4.093
7	Marty Haws, 1986-90	123	502	4.081
8	<b>Dallin Hall, 2022-present</b>	<b>84</b>	<b>339</b>	<b>4.04</b>
9	Jimmer Fredette, 2007-11	139	515	3.71
10	Scott Ruma, 1976-80	110	405	3.68

Assist-to-Turnover Ratio*				
Rk	Name, Years	A	TO	A:TO
1	Craig Cusick, 2011-13	148	65	2.69:1
2	Marty Perry, 1982-85	299	117	2.56:1
3	<b>Dallin Hall, 2022-present</b>	<b>339</b>	<b>142</b>	<b>2.39:1</b>
4	Jackson Emery, 2005-06, 08-11	312	132	2.36:1
5	Ben Murdock, 2006-08	157	67	2.34:1

Assist-to-Turnover Ratio*				
Rk	Name, Years	A	TO	A:TO
1	Marty Perry, 1982-85	299	117	2.56:1
2	<b>Dallin Hall, 2022-present</b>	<b>339</b>	<b>142</b>	<b>2.39:1</b>
3	Nathan Call, 1986-88, 90-92	528	236	2.24:1
4	Scott Ruma, 1976-80	405	185	2.19:1
5	Kevin Santiago, 1988-90	193	90	2.14:1

Offensive Rebounds				
Rk	Name, Years	G	OReb	Avg
1	Kyle Collinsworth, 2010-11, 13-16	140	307	2.2
2	Nate Austin, 2011-16	153	289	1.9
3	<b>Fousseyni Traore, 2021-present</b>	<b>113</b>	<b>278</b>	<b>2.5</b>

Rebounds				
Rk	Name, Years	G	Reb	Avg
1	Yoeli Childs, 2016-20	119	1,053	8.8
2	Kyle Collinsworth, 2010-11, 13-16	140	1,047	7.5
3	Michael Smith, 1983-84, 86-89	122	922	7.6
4	Kresimir Cosic, 1970-73	79	919	11.6
5	Alan Taylor, 1976-80	110	919	8.4
6	Greg Kite, 1979-83	112	847	7.6
7	Brandon Davies, 2009-13	135	840	6.2
8	Fred Roberts, 1978-82	119	838	7.0
9	Steve Trumbo, 1978-82	116	835	7.2
10	Russell Larson, 1991-95	129	821	6.4
11	John Benson, 1954-57	78	803	10.3
12	Mark Handy, 1973-77	96	801	8.3
13	<b>Fousseyni Traore, 2021-present</b>	<b>112</b>	<b>796</b>	<b>7.1</b>

Blocks Per Game*				
Rk	Name, Year	G	Blk	Avg
1	Shawn Bradley, 1990-91	34	177	5.21
2	Greg Kite, 1979-83	112	208	1.86
3	Yoeli Childs, 2016-20	119	159	1.34
4	Noah Hartsock, 2008-12	134	177	1.32
5	Eric Mika, 2013-14, 16-17	67	87	1.299
6	Russell Larson, 1991-95	129	166	1.287
7	Alan Taylor, 1976-80	110	119	1.08
8	Trent Plaisted, 2004-08	103	107	1.04
9	Alan Pollard, 1984-86	60	62	1.03
10	Corbin Kaufusi, 2015-16	86	80	0.930
11	Brandon Davies, 2009-13	135	123	0.911
12	Jeff Chatman, 1984-88	122	107	0.877
13	<b>Fousseyni Traore, 2021-present</b>	<b>112</b>	<b>95</b>	<b>0.848</b>
14	Lee Cummand, 2005-09	131	106	0.809
15	Atiki Aliy Atiki, 2021-24	88	71	0.806

*Minimum 50 Games Played or 150 Career Blocks				
Blocks				
Rk	Name, Years	G	Blk	Avg
1	Greg Kite, 1979-83	112	208	1.9
2	Shawn Bradley, 1990-91	34	177	5.2
3	Noah Hartsock, 2008-12	134	177	1.3
4	Russell Larson, 1991-95	129	166	1.3
5	Yoeli Childs, 2016-20	119	159	1.4
6	Brandon Davies, 2009-13	135	123	0.9
7	Alan Taylor, 1976-80	110	119	1.1
8	Trent Plaisted, 2004-08	103	107	1.0
9	Jeff Chatman, 1984-88	122	107	0.9
10	Lee Cummand, 2005-09	131	106	0.8
11	<b>Fousseyni Traore, 2021-present</b>	<b>112</b>	<b>95</b>	<b>0.8</b>

3 Blocks Games				
Rk	Name, Years	G	Blk	Avg
1	Greg Kite, 1979-83	112	208	1.9
2	Shawn Bradley, 1990-91	34	177	5.2
3	Noah Hartsock, 2008-12	134	177	1.3
4	Russell Larson, 1991-95	129	166	1.3
5	Yoeli Childs, 2016-20	119	159	1.4
6	Brandon Davies, 2009-13	135	123	0.9
7	Alan Taylor, 1976-80	110	119	1.1
8	Trent Plaisted, 2004-08	103	107	1.0
9	Jeff Chatman, 1984-88	122	107	0.9
10	Lee Cummand, 2005-09	131	106	0.8
11	<b>Fousseyni Traore, 2021-present</b>	<b>112</b>	<b>95</b>	<b>0.8</b>

Double-Doubles			
Rk	Name, Years	G	D-D
1	Kresimir Cosic, 1970-73	79	48
2	Yoni Childs, 2016-20	75	45
3	John Fairchild, 1964-65	69	39
4	Kyle Collingsworth, 2011-11, 13-16	67	37
5	Alan Taylor, 1976-80	66	34
6	Bruce Burton, 1960-63	66	31
7	Steve Trumbo, 1978-82	60	30
8	Michael Smith, 1983-84, 86-89	59	29
9	Brett Applegate, 1982-84	58	28
10	Russell Larson, 1991-95	57	27
11	Jay Cheesman, 1973-77	57	25
12	Rafael Araujo, 2002-04	54	24
13	Brandon Davies, 2009-13	53	24
14	Kari Larmo, 1966-69	53	23
15	Mark Handy, 1973-77	53	23
16	Paul Ruffner, 1968-70	52	22
17	Erik Mica, 2013-14, 16-17	52	21
18	Fred Roberts, 1978-82	52	22
19	Dave Eastis, 1958-61	52	20
20	Fousseyni Traore, 2021-present	50	20



## COUGARS IN THE RECORD BOOK

## INDIVIDUAL GAME RECORDS

Field Goal Percentage*				
Rk	Name vs. Opponent, Date	FG	FGA	Pct
1	Kresimir Cosic vs. Arizona, 02/26/1971	12	12	1.000
2	Lee Cummand at Weber State, 12/03/2008	12	13	.923
3	Scott Runia vs. Wyoming, 02/11/1978	11	12	.917
	Devin Durrant vs. Saint Mary's, 12/10/1983	11	12	.917
	Mekeli Wesley vs. New Mexico, 03/10/2001	11	12	.917
	Fousseyni Traore vs. Idaho, 11/16/2024	11	12	.917

\*Minimum 10 Field Goal Attempts

Field Goals Made, No Misses				
Rk	Name vs. Opponent, Date	FG		
1	Kresimir Cosic vs. Arizona, 02/26/1971	12		
2	Jeff Chatman vs. Fordham, 12/07/1985	9		
	Jim Usevitch at Utah State, 12/01/1987	9		
	Trent Plaisted at Colorado State, 02/13/2008	9		
	Matt Haarms vs. Portland, 01/21/2021	9		
6	Alan Taylor at Baylor, 12/01/1978	8		
	Brock Zylstra vs. San Francisco, 01/07/2012	8		
	Eric Mika vs. Utah Valley, 11/26/2016	8		
	Kolby Lee vs. San Diego, 01/16/2020	8		
	Kanon Catchings vs. Baylor, 01/28/2025	8		

3-Point Field Goals Made				
Rk	Name vs. Opponent, Date	3FG		
1	Chase Fischer vs. Chaminade, 11/25/2014	10		
2	Jimmer Fredette at Arizona, 12/28/2009	9		
	Chase Fischer vs. New Mexico, 12/23/2015	9		
	Alex Barcello at Pepperdine, 02/26/2022	9		
	Trevin Knell vs. Cincinnati, 01/06/2024	9		

3-Point Field Goal Attempts				
Rk	Name vs. Opponent, Date	3FGA		
1	Jonathan Tavernani vs. North Carolina, 11/24/2007	16		
	Chase Fischer vs. UAB, 03/16/2016	16		
	Jaxson Robinson vs. Denver, 12/13/2023	16		
4	Nick Sanderson vs. Kansas, 03/20/1993	15		
	Jimmer Fredette vs. Florida, 03/24/2011	15		
6	Bob Capener at Oklahoma, 11/21/1986	14		
	Danny Bower vs. Ohio State, 12/30/1997	14		
	Jimmer Fredette vs. Utah State, 11/17/2010	14		
	Jimmer Fredette vs. New Mexico, 03/11/2011	14		
	Matt Carlino vs. Baylor, 04/02/2013	14		
	Chase Fischer vs. New Mexico, 12/23/2015	14		
	Trevin Knell vs. Cincinnati, 01/06/2024	14		

3-Point Field Goal Made, No Misses				
Rk	Name vs. Opponent, Date	3FG		
1	Alex Barcello vs. San Francisco, 02/25/2021	7		
2	Nathan Call vs. Utah, 03/02/1991	6		
	Brock Zylstra vs. San Francisco, 01/07/2012	6		
4	Danny Bower vs. Wyoming, 01/15/1998	5		
	Jonathan Tavernani vs. Colorado State, 02/11/2009	5		
	Nick Emery vs. Loyola Marymount, 02/02/2019	5		
	Zac Seljaas vs. Portland, 01/11/2020	5		
8	Andy Toolson vs. UTEP, 01/11/1990	4		
	Nathan Call at Utah, 03/07/1992	4		
	Robbie Reid vs. Nicholls, 12/10/1993	4		
	Robbie Reid vs. Fresno State, 02/23/1995	4		
	Terrell Lyday at South Alabama, 12/21/1999	4		
	Daniel Bobik at Memphis, 03/20/2002	4		
	Mike Hall at San Diego State, 02/07/2005	4		
	Mike Rose vs. Eastern Washington, 12/21/2005	4		
	Austin Ainge vs. San Diego State, 02/22/2006	4		
	Elijah Bryant vs. Pacific, 01/27/2018	4		
	Zac Seljaas at Loyola Marymount, 02/16/2019	4		
	Jake Toolson at Houston, 11/15/2019	4		
	TJ Haws vs. Montana Tech, 11/30/2019	4		
	Alex Barcello at San Francisco, 01/25/2020	4		
	Kanon Catchings vs. Baylor, 01/28/2025	4		

Assists				
Rk	Name vs. Opponent, Date	Ast		
1	Mike May vs. Niagara, 12/11/1976	16		
	Kyle Collinsworth vs. Portland, 02/25/2016	16		
3	Matt Montague vs. Idaho, 12/15/2001	15		
	Matt Montague vs. Wyoming, 02/02/2002	15		
	Kyle Collinsworth at Loyola Marymount, 01/21/2016	15		
6	Randy Reid at Texas Tech, 12/22/1995	14		
	TJ Haws vs. Portland, 01/11/2020	14		
8	Danny Ainge vs. Long Beach State, 11/28/1977	13		
	Scott Sinek vs. Utah State, 12/26/1981	13		
	Nathan Call vs. New Mexico, 01/30/1992	13		
	TJ Haws at Pepperdine, 02/29/2020	13		
12	Kresimir Cosic vs. Niagara, 01/11/1973	12		
	Mike May vs. Utah State, 01/08/1977	12		
	Danny Ainge vs. Utah State, 01/08/1977	12		
	Nathan Call vs. Utah State, 12/13/1991	12		
	Nathan Call vs. Michigan, 12/28/1991	12		
	Matt Montague vs. UC Irvine, 03/14/2002	12		
	Kyle Collinsworth vs. UAB, 03/16/2016	12		
	Dallin Hall at West Virginia, 02/03/2024	12		

Offensive Rebounds				
Rk	Name vs. Opponent, Date	OReb		
1	Steve Schreiner vs. New Mexico, 01/12/1991	9		
	Jared Miller vs. New Mexico, 03/12/1993	9		
	Kenneth Roberts vs. Fresno State, 01/13/1994	9		
	Ron Sellaaze at Colorado State, 02/12/1998	9		
	Eric Mika vs. Princeton, 11/14/2016	9		
6	Mark Handy at Utah, 01/18/1975	8		
	Fred Roberts at UTEP, 02/10/1979	8		
	Brett Applegate at UCLA, 12/28/1983	8		
	Gary Trost at Air Force, 02/13/1992	8		
	Kenneth Roberts vs. Weber State, 12/12/1995	8		
	Rafael Araujo at San Francisco, 12/23/2002	8		
	Trent Plaisted vs. TCU, 01/25/2006	8		
	Lee Cummand at UNLV, 03/10/2007	8		
	Josh Sharp vs. Loyola Marymount, 01/03/2013	8		
	Nate Austin vs. San Francisco, 02/08/2014	8		
	Keba Keita at Providence, 12/03/2024	8		

Highest Points Available Percentage*				
Rk	Name vs. Opponent, Date	Pts	PA	PAP
1	Kresimir Cosic vs. Arizona, 02/26/1971	28	28	1.000
	(12-12 FG, 0-0 3FG, 4-4 FT)			
	Jeff Chatman vs. Fordham, 12/07/1985	21	21	1.000
	(9-9 FG, 0-0 3FG, 3-3 FT)			
	Tyler Haws vs. Nevada, 12/22/2009	20	20	1.000
	(7-7 FG, 0-0 3FG, 6-6 FT)			
	Brock Zylstra vs. San Francisco, 01/07/2021	22	22	1.000
	(8-8 FG, 6-6 3FG, 0-0 FT)			
	Kanon Catchings vs. Baylor, 01/28/2025	23	23	1.000
	(8-8 FG, 4-4 3FG, 3-3 FT)			
6	Alan Taylor vs. New Mexico, 01/13/1979	20	21	.952
	(6-6 FG, 0-0 3FG, 8-9 FT)			
7	Fousseyni Traore vs. Idaho, 11/16/2024	29	31	.935
	(11-12 FG, 0-0 3FG, 7-7 FT)			

\*Minimum 20 Points

## FRESHMAN INDIVIDUAL SEASON RECORDS

Assists				
Rk	Name, Year	G	Ast	Avg
1	Danny Ainge, 1977-78	30	158	5.3
2	Randy Reid, 1992-93	34	141	4.1
3	Matt Montague, 1996-97	26	131	5.0
4	Matt Carlino, 2011-12	25	115	4.6
5	TJ Haws, 2016-17	34	110	3.2
6	Dallin Hall, 2022-23	34	108	3.2
7	Scott Sinek, 1981-82	30	100	3.3
	Egor Demin, 2024-25	17	100	5.9

3-Point Field Goals Made				
Rk	Name, Year	3FG		
1	TJ Haws, 2016-17	76		
2	Zac Seljaas, 2015-16	68		
3	Mark Bigelow, 1998-99	44		
4	Jimmer Fredette, 2007-08	43		
5	Matt Carlino, 2011-12	41		
6	Michael Vranes, 1998-99	40		
7	Dallin Hall, 2022-23	36		
8	Robbie Reid, 1993-94	35		
	Kanon Catchings, 2024-25	35		

3-Point Field Goal Attempts				
Rk	Name, Year	3FGA		
1	TJ Haws, 2016-17	188		
2	Zac Seljaas, 2015-16	136		
3	Jimmer Fredette, 2007-08	128		
4	Matt Carlino, 2011-12	124		
5	Mark Bigelow, 1998-99	113		
6	Robbie Reid, 1993-94	100		
7	Dallin Hall, 2022-23	98		
8	Kanon Catchings, 2024-25	97		

3 3-Pointers Games				
Rk	Name, Year	#		
1	TJ Haws, 2016-17	16		
2	Zac Seljaas, 2015-16	10		
3	Matt Carlino, 2011-12	7		
4	Kanon Catchings, 2024-25	6		

10-Assist Games				
Rk	Name, Year	#		
1	Randy Reid, 1992-93	3		
2	Danny Ainge, 1977-78	2		
	Matt Montague, 1996-97	2		
4	Scott Sinek, 1981-82	1		
	Marty Haws, 1986-87	1		
	Shawn Opunui, 2001-02	1		
	Matt Carlino, 2011-12	1		
	Egor Demin, 2024-25	1		

## FRESHMAN INDIVIDUAL GAME RECORDS

Field Goals Made, No Misses				
Rk	Name vs. Opponent, Date	FG		
1	Kanon Catchings vs. Baylor, 01/28/2025	8		
2	Russell Larson vs. CSUN, 03/03/1992	7		
	Tyler Haws vs. Nevada, 12/22/2009	7		

3-Point Field Goals Made				
Rk	Name vs. Opponent, Date	3FG		
1	Mike Rose vs. Southern Utah, 11/21/2003	8		
2	Zac Seljaas vs. Central Michigan, 12/18/2015	7		
3	Michael Vranes at UC Irvine, 12/22/1998	6		
	Jonathan Tavernani vs. TCU, 01/10/2007	6		
	Anson Winder vs. Buffalo, 12/20/2011	6		
	Zac Seljaas vs. San Francisco, 01/09/2016	6		
	TJ Haws at San Diego, 01/14/2017	6		
8	Robbie Reid at San Diego, 01/20/1994	5		
	Mark Bigelow vs. Louisiana Tech, 12/11/1998	5		
	Michael Vranes vs. TCU, 03/02/1999	5		
	Jonathan Tavernani at San Diego State, 02/24/2007	5		
	Jake Toolson vs. Southern Virginia, 11/19/2024	5		
	Zac Seljaas vs. Creighton, 03/22/2016	5		
	TJ Haws at Gonzaga, 02/25/2007	5		
	Caleb Lohner at Pacific, 02/18/2021	5		
	Kanon Catchings vs. Ole Miss, 11/28/2024	5		

3-Point Field Goal Attempts				
Rk	Name vs. Opponent, Date	3FGA		
1	Mike Rose vs. Southern Utah, 11/21/2003	13		
2	TJ Haws at San Diego, 01/14/2017	12		
3	Kanon Catchings vs. Central Arkansas, 11/05/2024	11		
4	Zac Seljaas vs. Santa Clara, 01/07/2016	10		
	Zac Seljaas vs. San Francisco, 01/09/2016	10		
	Kanon Catchings vs. Ole Miss, 11/28/2024	10		

3-Point Field Goals Made, No Misses				
Rk	Name vs. Opponent, Date	FG		
1	Robbie Reid vs. Nicholls, 12/10/1993	4		
	Kanon Catchings vs. Baylor, 01/28/2025	4		

Assists				
Rk	Name vs. Opponent, Date	Ast		
1	Danny Ainge vs. Long Beach State, 11/28/1977	13		
	Scott Sinek vs. Utah State, 12/26/1981	13		
3	Danny Ainge vs. Utah State, 01/07/1978	12		
4	Marty Haws at Iowa, 12/09/1986	11		
	Matt Montague at Weber State, 12/04/1996	11		
	Matt Carlino vs. Buffalo, 12/20/2011	11		
	Egor Demin vs. Central Arkansas, 11/05/2024	11		

Points-to-Field Goal Attempts Ratio*				
Rk	Name vs. Opponent, Date	Pts	FGA	Ratio
1	Robbie Reid vs. Nicholls, 12/10/1993	23	6	3.83:1
	(5-6 FG, 4-4 3FG, 9-12 FT)			
2	Kanon Catchings vs. Baylor, 01/28/2025	23	8	2.88:1
	(8-8 FG, 4-4 3FG, 3-3 FT)			

\*Minimum 20 Points

100 Percent Points Available Percentage				
Rk	Name vs. Opponent, Date	Pts		
1	Kanon Catchings vs. Baylor, 01/28/2025	21		
	(8-8 FG, 4-4 3FG, 3-3 FT)			
2	Tyler Haws vs. Nevada, 12/22/2009	15		
	(7-7 FG, 0-0 3FG, 6-6 FT)			

## INDIVIDUAL GAME RECORDS - 1ST HALF

3-Point Field Goal Made, No Misses				
Rk	Name vs. Opponent, Date	3FG		
1	Jonathan Tavernani (Sr.) vs. Air Force, 02/13/2010	5		
	Anson Winder (Fr.) vs. Buffalo, 12/20/2011	5		
	Jaxson Robinson (So.) vs. Westminster, 11/29/2022	5		
4	Todd Christensen (So.) vs. San Diego State, 02/13/1999	4		
	Austin Ainge (Sr.) at Air Force, 02/27/2007	4		
	Sam Burgess (Sr.) vs. Idaho State, 11/14/2007	4		
	Trevin Knell (Sr.) vs. Queens, 11/13/2024	4		

## INDIVIDUAL GAME RECORDS - 2ND HALF

3-Point Field Goal Made			
Rk	Name vs. Opponent, Date	3FG	
1	Nathan Call (Jr.) vs. Utah, 03/02/1991	5	
	Jonathan Tavernani (Fr.) at San Diego State, 02/24/2007	5	
	Jimmer Fredette (Sr.) at New Mexico, 01/29/2011	5	
	Matt Carlino (So.) vs. Baylor, 04/02/2013	5	
	Chase Fischer (Sr.) vs. Belmont, 11/28/2015	5	
	Zac Seljaas (Fr.) vs. Central Michigan, 12/18/2015	5	
	Jake Toolson (Sr.) at Pacific, 01/23/2020	5	
	Alex Barcello (Jr.) at Loyola Marymount, 02/13/2020	5	
	Trevin Knell (Jr.) vs. Cincinnati, 01/06/2024	5	
	Dawson Baker (Jr.) vs. Queens, 11/1	5	

# COUGARS IN THE RECORD BOOK

## OFF THE BENCH SINGLE GAME RECORDS

Points			
Rk	Name vs. Opponent, Date	Pts	
1	Kari Liumo vs. Saint Francis, 02/01/1969	34	
	Michael Smith vs. Pittsburgh, 12/23/1986	34	
3	Kari Liumo vs. Arizona, 02/15/1969	31	
4	Bob Quinney vs. Creighton, 12/28/1964	30	
	Matt Carlino vs. Portland, 02/22/2014	30	
6	Jim Eakins vs. Loyola, 12/20/1966	29	
	Paul Ruffner vs. UTEP, 01/31/1970	29	
	Russell Larson vs. Utah State, 12/13/1991	29	
	Fousseyni Traore vs. Idaho, 11/16/2024	29	

### Field Goal Percentage\*

Rk	Name vs. Opponent, Date	FG	FGA	Pct
1	Fousseyni Traore vs. Idaho, 11/16/2024	11	12	.917
2	Jared Jensen at New Mexico, 02/19/2005	9	10	.900

\*Minimum 10 Field Goal Attempts

## BYU DEBUT RECORDS

### Points Scored

Rk	Name vs. Opponent, Date	Pts
1	Bryon Ruffner (Jr.) vs. Boise State, 11/25/1995	28
2	Mike Gardner (So.) at Oregon, 11/30/1962	26
	Mike Rose (Fr.) vs. Southern Utah, 11/21/2003	26
4	Paul Ruffner (Jr.) vs. USC, 11/30/1968	25
5	Shawn Bradley (Fr.) vs. East Tennessee State, 11/14/1990	23
6	Trent Whiting (Sr.) vs. Utah State, 12/16/2000	22
7	Scott Warner (So.) at Denver, 12/02/1967	21
	Russell Larson (Fr.) at Utah State, 11/26/1991	21
9	TJ Haws (Fr.) vs. Princeton, 11/14/2016	20
10	Matt Carlino (Fr.) vs. Baylor, 12/17/2011	18
	Egor Demin (Fr.) vs. Central Arkansas, 11/05/2024	18

### Field Goals Made

Rk	Name vs. Opponent, Date	FG
1	Paul Ruffner (Jr.) vs. USC, 11/30/1968	12
2	Bryon Ruffner (Jr.) vs. Boise State, 11/25/1995	11
	Mike Gardner (So.) at Oregon, 11/30/1962	11
4	Mike Rose (Fr.) vs. Southern Utah, 11/21/2003	9
	Scott Warner (So.) at Denver, 12/02/1967	9
6	Shawn Bradley (Fr.) vs. East Tennessee State, 11/15/1990	8
	Russell Larson (Fr.) at Utah State, 11/26/1991	8
8	Keith Rice (Sr.) at UCLA, 11/26/1977	7
	Auevan Parrish (Jr.) vs. Washington State, 11/30/1985	7
	Trent Whiting (Sr.) vs. Utah State, 12/16/2000	7
	Mike Hall (Jr.) vs. Southern Utah, 11/21/2003	7
	Matt Carlino (Fr.) vs. Baylor, 12/17/2011	7
	Alex Barcello (Jr.) vs. Cal State Fullerton, 11/05/2019	7
	Egor Demin (Fr.) vs. Central Arkansas, 11/05/2024	7

### 3-Point Field Goals Made

Rk	Name vs. Opponent, Date	3FG
1	Mike Rose (Fr.) vs. Southern Utah, 11/21/2003	8
2	Trent Whiting (Sr.) vs. Utah State, 12/16/2000	4
	Matt Carlino (Fr.) vs. Baylor, 12/17/2011	4
	Chase Fischer (Jr.) vs. Long Beach State, 11/14/2014	4
	Kanon Catchings (Fr.) vs. Central Arkansas, 11/05/2024	4
	Egor Demin (Fr.) vs. Central Arkansas, 11/05/2024	4

### 3-Point Field Goals Attempted

Rk	Name vs. Opponent, Date	3FGA
1	Mike Rose (Fr.) vs. Southern Utah, 11/21/2003	13
2	Kanon Catchings (Fr.) vs. Central Arkansas, 11/05/2024	11
3	Matt Carlino (Fr.) vs. Baylor, 12/17/2011	8
	Chase Fischer (Jr.) vs. Long Beach State, 11/14/2014	8
5	Trent Whiting (Sr.) vs. Utah State, 12/16/2000	7
	Egor Demin (Fr.) vs. Central Arkansas, 11/05/2024	7

### 3-Point Field Goal Percentage\*

Rk	Name vs. Opponent, Date	3FG	3FGA	Pct
1	Ricky Bower (Jr.) vs. Toledo, 11/22/2002	2	2	1.000
2	Alex Barcello (Jr.) vs. Cal State Fullerton, 11/05/2019	3	4	.750
3	Fernando Malaman (Jr.) vs. LMU, 11/18/2005	2	3	.667
	McKay Cannon (Jr.) at Utah Valley, 11/29/2017	2	3	.667
5	Mike Rose (Fr.) vs. Southern Utah, 11/21/2003	8	13	.615
6	Trent Whiting (Sr.) vs. Utah State, 12/16/2000	4	7	.571
	Egor Demin (Fr.) vs. Central Arkansas, 11/05/2024	4	7	.571

\*Minimum 2 3FG Made

### Rebounds

Rk	Name vs. Opponent, Date	Reb
1	Kyle Davis (Jr.) vs. Utah Valley, 11/13/2015	20
2	Paul Ruffner (Jr.) vs. USC, 11/30/1968	16
3	Shawn Bradley (Fr.) vs. East Tennessee State, 11/14/1990	14
4	Russell Larson (Fr.) at Utah State, 11/26/1991	12
	John Fairchild (Jr.) at UCLA, 12/06/1963	12
6	Brian Ambrozich (Jr.) vs. Kansas State, 12/03/1971	11
	Michael Smith (Fr.) at Utah State, 11/26/1983	11
8	Mark Handy (Fr.) vs. Weber State, 11/30/1973	10
	Keith Rice (Sr.) at UCLA, 11/26/1977	10
	Bryon Ruffner (Jr.) vs. Boise State, 11/25/1995	10
	Keena Young (So.) vs. North Carolina, 11/22/2004	10
	Koba Keita (Jr.) vs. Central Arkansas, 11/05/2024	10

### Offensive Rebounds

Rk	Name vs. Opponent, Date	OReb
1	Russell Larson (Fr.) at Utah State, 11/26/1991	7
2	Bryon Ruffner (Jr.) vs. Boise State, 11/25/1995	6
3	Mike Hall (Jr.) vs. Southern Utah, 11/21/2003	5
	Keena Young (So.) vs. North Carolina, 11/22/2004	5
5	Nathan Cooper (Fr.) vs. Boise State, 11/25/1995	4
	Koba Keita (Jr.) vs. Central Arkansas, 11/05/2024	4

### Assists

Rk	Name vs. Opponent, Date	Ast
1	Egor Demin (Fr.) vs. Central Arkansas, 11/05/2024	11
2	Mike May (Jr.) vs. Idaho State, 11/26/1976	10

### Blocks

Rk	Name vs. Opponent, Date	Blk
1	Shawn Bradley (Fr.) vs. East Tennessee State, 11/14/1990	5
2	Russell Larson (Fr.) at Utah State, 11/26/1991	3
	Eric Mika (Fr.) vs. Weber State, 11/08/2013	3
	Fousseyni Traore (Fr.) vs. Cleveland State, 11/09/2021	3
	Kanon Catchings (Fr.) vs. Central Arkansas, 11/05/2024	3
6	Fred Roberts (Fr.) vs. Hawaii, 11/24/1978	2
	Gavin McGregor (So.) vs. Portland, 11/22/2006	2
	Kyle Davis (Jr.) vs. Utah Valley, 11/13/2015	2
	Connor Harding (Fr.) at Nevada, 11/06/2018	2
	Mihailo Boskovic (Jr.) vs. Central Arkansas, 11/05/2024	2

### Steals

Rk	Name vs. Opponent, Date	Stl
1	Brian Hamilton (Jr.) at San Diego State, 11/14/1997	5
2	Egor Demin (Fr.) vs. Central Arkansas, 11/05/2024	4

## CONFERENCE CAREER RECORDS

### Field Goal Percentage\*

Rk	Name, Years	FG	FGA	Pct
1	Fousseyni Traore, 2021-present	241	396	.609
2	Gary Trost, 1987-88, 90-93	223	384	.581

\*Minimum 100 FG Made

### 3-Point Field Goals Made

Rk	Name, Years	3FG
1	Jimmer Fredette, 2007-11	139
2	Jonathan Tavernier, 2006-10	133
3	TJ Haws, 2016-20	127
4	Jackson Emery, 2005-06, 08-11	105
5	Chase Fischer, 2014-16	101
6	Mark Bigelow, 1998-99, 01-04	97
7	Trevin Knell, 2019-present	92

### 3-Point Field Goals Attempts

Rk	Name, Years	3FGA
1	TJ Haws, 2016-20	336
2	Jimmer Fredette, 2007-11	331
3	Jonathan Tavernier, 2006-10	313
4	Jackson Emery, 2005-06, 08-11	285
5	Chase Fischer, 2014-16	254
6	Mark Bigelow, 1998-99, 01-04	252
7	Matt Carlino, 2011-14	240
8	Trevin Knell, 2019-present	231

### Assists Per Game\*

Rk	Name, Years	G	Ast	Avg
1	Kyle Collinsworth, 2010-11, 13-16	68	354	5.2
2	TJ Haws, 2016-20	68	327	4.8
3	Matt Carlino, 2011-13	50	228	4.6
4	Danny Ange, 1977-81	55	242	4.4
5	Nathan Call, 1986-88, 90-92	63	261	4.1
6	Matt Montague, 1996-97, 99-02	58	237	4.09
7	Scott Runia, 1976-80	53	215	4.06
8	Dallin Hall, 2022-present	43	171	4.0
9	Mary Perry, 1982-85	47	174	3.70
10	Robbie Reid, 1995-95	36	133	3.69

\*Minimum 20 Games Played

### Assist-to-Turnover Ratio\*

Rk	Name, Years	A	TO	A:TO
1	Marty Perry, 1982-85	174	49	3.55:1
2	Scott Moon, 1989-91	51	17	3.00:1
3	Nathan Call, 1986-88, 90-92	261	95	2.75:1
4	Gifford Nielsen, 1973-75	51	19	2.68:1
5	Ben Murdoch, 2006-08	79	30	2.63:1
6	Jackson Emery, 2005-06, 08-11	142	59	2.41:1
7	Dallin Hall, 2022-present	171	77	2.22:1
8	Chris Nichevich, 1982-85	144	65	2.21:1
9	Jake Toolson, 2014-15, 19-20	67	31	2.16:1
10	Scott Runia, 1976-80	215	100	2.15:1

\*Minimum 20 Games Played and 2.0 APG

### Offensive Rebounds

Rk	Name, Years	G	OReb	Avg
1	Kyle Collinsworth, 2010-11, 13-16	68	161	2.4
2	Kenneth Roberts, 1990-1, 93-96	70	158	2.3
3	Nate Austin, 2011-16	68	148	2.2
4	Yoeli Childs, 2016-20	63	128	2.0
5	Russell Larson, 1991-95	70	127	1.8
6	Fousseyni Traore, 2021-present	56	126	2.3

## CONFERENCE SEASON RECORDS

### Field Goal Percentage\*

Rk	Name, Year	FG	FGA	Pct
1	Gavin Bader, 2018-19	47	69	.681
2	Tom Gnetling, 1986-87	55	83	.663
3	Kolby Lee, 2019-20	43	65	.662
4	Eric Nielsen, 2000-01	35	53	.6604
5	Mark Durant, 1992-93	31	47	.6600
6	Alan Taylor, 1978-79	67	104	.644
7	Bob Skousen, 1961-62	74	116	.638
8	Fousseyni Traore, 2021-22	71	115	.635

\*Minimum 30 FG Made

### Assists

Rk	Name, Year	G	Ast	Avg
1	Kyle Collinsworth, 2015-16	18	136	7.6
2	TJ Haws, 2019-20	16	108	6.8
3	Nathan Call, 1991-92	16	105	6.6
4	Kyle Collinsworth, 2014-15	17	104	6.1
5	Matt Montague, 2001-02	14	102	7.3
6	Dallin Hall, 2023-24	18	99	5.5

### Assists Per Game\*

Rk	Name, Year	G	Ast	Avg
1	Kyle Collinsworth, 2015-16	18	136	7.6
2	Matt Montague, 2001-02	14	102	7.3
3	TJ Haws, 2019-20	16	108	6.8
4	Nathan Call, 1991-92	16	105	6.6
5	Kyle Collinsworth, 2014-15	17	104	6.1
6	Dallin Hall, 2023-24	18	99	5.5

\*Minimum 10 Games Played

## CONFERENCE GAME RECORDS

### Most Field Goals Made, No Misses

Rk	Name vs. Opponent, Date	FG
1	Kresimir Cosic vs. Arizona, 02/26/1971	12
2	Trent Plaisted at Colorado State, 02/13/2018	9
3	Brook Zylstra vs. San Francisco, 01/07/2012	8
	Kolby Lee vs. San Diego, 01/16/2020	8
	Kanon Catchings vs. Baylor, 01/28/2025	8

### 3-Point Field Goal Made

Rk	Name vs. Opponent, Date	3FG
1	Alex Barcello at Pepperdine, 02/26/2022	9
	Trevin Knell vs. Cincinnati, 01/06/2024	9

### 3-Point Field Goal Attempts

Rk	Name vs. Opponent, Date	3FG
1	Trevin Knell vs. Cincinnati, 01/06/2024	14
2	Danny Bower at UNLV, 01/22/1998	13
	Jimmer Fredette at UNLV, 01/05/2011	13
	Matt Carlino vs. Portland, 02/22/2014	13

### 3-Point Field Goal Made, No Misses

Rk	Name vs. Opponent, Date	3FG
1	Alex Barcello vs. San Francisco, 02/25/2021	7
2	Nathan Call vs. Utah, 03/02/1991	6
	Brook Zylstra vs. San Francisco, 01/07/2012	6
4	Danny Bower vs. Wyoming, 01/15/1998	5
	Jonathan Tavernier vs. Colorado State, 02/11/2009	5
	Nick Emery vs. Loyola Marymount, 02/02/2019	5
	Zac Seljaas vs. Portland, 01/11/2020	5
8	Andy Toolson vs. UTEP, 01/11/1990	4
	Nathan Call at Utah, 03/07/1992	4
	Robbie Reid vs. Fresno State, 02/23/1995	4
	Mike Hall at San Diego State, 02/07/2005	4
	Austin Ange vs. San Diego State, 02/22/2006	4
	Elijah Bryant vs. Pacific, 01/27/2018	4
	Zac Seljaas at Loyola Marymount, 02/16/2019	4
	Alex Barcello at San Francisco, 01/25/2020	4
	Kanon Catchings vs. Baylor, 01/28/2025	4

### Assists

Rk	Name vs. Opponent, Date	Ast
1	Kyle Collinsworth vs. Portland, 02/25/2016	16
2	Matt Montague vs. Wyoming, 02/02/2002	15
	Kyle Collinsworth at Loyola Marymount, 01/21/2016	15
4	TJ Haws vs. Portland, 01/11/2020	14
5	Nathan Call vs. New Mexico, 01/30/1992	13
	TJ Haws at Pepperdine, 02/29/2020	13
7	Dallin Hall at West Virginia, 02/03/2024	12

### Highest Points Available Percentage\*

Rk	Name vs. Opponent, Date	Pts	PA	PAP
1	Kresimir Cosic vs. Arizona, 02/26/1971 (12-12 FG, 0-0 3FG, 4-4 FT)	28	28	1.000
	Brook Zylstra vs. San Francisco, 01/07/2021 (8-8 FG, 6-6 3FG, 0-0 FT)	22	22	1.000
	Kanon Catchings vs. Baylor, 01/28/2025 (8-8 FG, 4-4 3FG, 3-3 FT)	23	23	1.000

COUGARS IN THE RECORD BOOK

Free Throw Percentage\*

Rk	Opponent, Date	FT	FTA	Pct
1	vs. San Diego State, 11/25/2014 (201)	6	6	1.000
	vs. San Francisco, 02/10/2018	6	6	1.000
3	at Pepperdine, 02/15/2018	5	5	1.000
4	vs. San Diego State, 02/09/2004	3	3	1.000
5	vs. UMass, 12/23/2014	11	12	.917
6	at UNLV, 02/05/2005	7	8	.875
	vs. TCU, 01/25/2006	7	8	.875
	at New Mexico, 02/26/2008	7	-8	.875
9	vs. Harvard, 12/22/2015	6	7	.857
	vs. Baylor, 01/28/2025	6	7	.857

\*Minimum 3 Free Throw Attempts

MARRIOTT CENTER RECORDS

Field Goal Percentage\*

Rk	Name vs. Opponent, Date	FG	FGA	Pct
1	Scott Runia vs. Wyoming, 02/11/1978	11	12	.917
	Davin Durrant vs. Saint Mary's, 12/10/1983	11	12	.917
	Fousseyni Traore vs. Idaho, 11/16/2024	11	12	.917

\*Minimum 10 Field Goal Attempts

3-Point Field Goals Made

Rk	Name vs. Opponent, Date	3FG
1	Trevin Knell vs. Cincinnati, 01/06/2024	9
2	Mike Rose vs. Southern Utah, 11/21/2003	8
	Mike Rose vs. UNLV, 02/03/2007	8
	Matt Carlino vs. Portland State, 02/22/2014	8
	Jaxson Robinson vs. Denver, 12/13/2023	8

TEAM GAME RECORDS

3-Point Field Goals

Rk	Opponent, Date	3FG
1	vs. Westminster, 11/29/2022	19
2	vs. Westminster 11/25/2020	18
	at Loyola Marymount, 02/13/2020	18
4	vs. Chaminade, 11/25/2014	17
	vs. Virginia Tech, 11/27/2019	17
	vs. Pepperdine, 01/30/2020	17
7	at Weber State, 12/18/2021	16
	vs. Northern Iowa, 03/19/2022	16
	vs. Bellarmine, 12/22/23	16
10	vs. UNLV, 02/03/2007	15
	at Air Force, 02/09/2021	15
	vs. Longwood, 11/18/2011	15
	vs. Eastern Kentucky, 11/29/2014	15
	at San Francisco, 01/03/2015	15
	vs. Santa Clara, 01/31/2015	15
	vs. Ole Miss, 03/17/2015	15
	vs. Portland, 01/11/2020	15
	at Pepperdine, 02/12/2022	15
	vs. Houston Christian, 11/06/2023	15
	vs. Southeastern Louisiana, 11/15/2023	15
	vs. Georgia State, 12/16/2023	15
	vs. Central Arkansas, 11/05/2024	15
	vs. Queens, 11/13/2024	15
	vs. Florida A&M, 12/20/2024	15
	vs. Cincinnati, 01/25/25	15

3-Point Field Goal Attempts

Rk	Opponent, Date	3FGA
1	vs. Cincinnati, 01/06/2023	46
2	vs. Central Arkansas, 11/05/2024	44
3	vs. Houston Christian, 11/06/2023	43
4	at Loyola Marymount, 02/13/2020	40
5	vs. Westminster, 11/25/2020	39
	vs. Bellarmine, 12/22/2023	39
	at Texas Tech, 01/20/2024	39
8	vs. Georgia State, 12/16/2023	38
	vs. Houston, 01/23/2024	38
10	vs. Westminster, 11/29/2022	37
	vs. Florida, 03/24/2011	37
	vs. Nevada, 12/10/19	37
	vs. Northern Iowa, 03/19/2022	37
	vs. Denver, 12/13/2023	37

NCAA DI ACTIVE CAREER LEADERS\*

\*As of Wednesday, January 29, 2025

Total Points\*

Rk	Name, School	GP	Pts
222	Fousseyni Traore, BYU	111	1,211
229	Dawson Baker, BYU	103	1,206

\*Minimum 1,000 points

Field Goal Percentage\*

Rk	Name, School	FG	FGA	Pct
23	Fousseyni Traore, BYU	477	785	.608

\*Minimum 240 Field Goals Made

3-Point Field Goals Made

Rk	Name, School	GP	3FG
83	Trevin Knell, BYU	134	208

Assists\*

Rk	Name, School	GP	Ast
102	Dallin Hall, BYU	84	339

\*Minimum 200 assists

Assists Per Game\*

Rk	Name, School	GP	Ast	Avg
46	Dallin Hall, BYU	84	339	4.04

\*Minimum 150 assists

Rebounds\*

Rk	Name, School	GP	Reb
39	Fousseyni Traore, BYU	112	796

\*Minimum 100 rebounds

Double-Doubles

Rk	Name, School	GP	Dbl-Dbl
40	Fousseyni Traore, BYU	112	20





## GAME 1

Central Ark. - 50

Record: 0-1

NO. Name	Min	FG M-A	3P M-A	FT M-A	Rebounds OR DR TOT	Fouls PF FD	TP	AS	TO	ST	Blocks BS BA	+/-
0 Ubong Abasi Etim	F 16:14	0-1	0-0	0-0	1 3 4	2 2 0	0	0	0	0	0	-16
23 Diogo Seixas	F 22:34	1-4	1-3	0-0	0 1 1	1 2 3	4	1	0	0	0	-20
3 Brayden Fagbemi	G 34:09	3-10	1-6	1-2	0 3 3	1 2 8	7	6	1	0	2	-35
25 Elias Cato	G 30:22	9-13	3-6	0-0	0 3 3	1 1 21	1	4	0	1	1	-29
32 Layne Taylor	G 28:29	2-10	1-7	0-0	1 1 2	1 1 5	0	1	3	0	1	-28
4 Nehemiah Turner	22:32	2-6	0-1	1-6	4 7 11	2 3 5	2	2	1	1	3	-13
13 Ben Fox	10:16	0-1	0-1	1-3	0 0 0	0 1 1	1	0	0	0	0	-1
24 Cole McCormick	09:38	1-2	0-1	0-0	0 0 0	1 0 2	0	1	0	0	0	-9
41 Michael Elbagharu	10:52	1-3	1-3	2-2	0 1 1	0 1 5	0	1	0	0	0	-5
12 Ty Robinson	13:39	0-6	0-3	0-0	2 1 3	0 0 0	0	0	1	0	0	-25
1 Jabari West	01:15	0-0	0-0	0-0	0 0 0	1 0 0	0	0	0	0	0	-9
Team					3 1 4		0	1				
Totals		19-56	7-31	5-13	11 21 32	10 13 50	14	18	5	2	8	-38

Technical Fouls:NONE

Shooting By Period
1 <sup>st</sup> FG% 8-29 27.6%
3PT% 3-17 17.6%
FT% 4-7 57.1%
2 <sup>nd</sup> FG% 11-27 40.7%
3PT% 4-14 28.6%
FT% 1-6 16.7%
GM FG% 19-56 33.9%
3PT% 7-31 22.6%
FT% 5-13 38.5%
Dead Ball Rebounds: 5, 0

## GAME 2

UC Riverside - 80

Record: 0-2

NO. Name	Min	FG M-A	3P M-A	FT M-A	Rebounds OR DR TOT	Fouls PF FD	TP	AS	TO	ST	Blocks BS BA	+/-
2 Kaleb Smith	F 28:20	4-9	3-7	9-10	0 4 4	0 5 20	0	3	0	0	1	-9
4 Rikus Schulte	F 11:37	1-1	0-0	0-0	0 1 1	2 1 2	1	0	0	0	0	1
10 Nyi Olabode	F 15:00	1-4	1-2	0-0	0 4 4	3 0 3	1	0	1	0	1	-7
11 Nate Pickens	G 30:39	6-10	3-4	3-5	0 2 2	3 4 18	2	2	2	1	1	-5
24 Barrington Hargress	G 29:21	6-19	2-8	2-2	0 1 1	4 11 16	5	0	1	0	2	-14
21 Joel Amstrading	24:23	1-2	0-0	2-2	2 6 8	4 2 4	0	2	2	0	0	-2
3 Isaiah Moses	33:10	6-10	2-5	2-2	0 2 2	1 3 16	3	1	2	0	1	4
22 Luke Turner	03:50	0-2	0-2	0-0	0 0 0	0 0 0	0	0	0	0	0	2
12 Jack Whitbourn	10:21	0-1	0-0	1-2	1 2 3	1 4 1	0	0	0	0	0	-2
1 Gavin Davis	06:57	0-0	0-0	0-0	0 0 0	3 0 0	0	1	3	0	0	4
7 Parker Strauss	06:21	0-0	0-0	0-0	0 1 1	1 0 0	0	1	0	0	0	-2
Team					3 2 5		0	0				
Totals		25-58	11-28	19-23	6 25 31	22 20 80	13	12	8	1	7	-6

Technical Fouls:NONE

Shooting By Period
1 <sup>st</sup> FG% 10-25 40.0%
3PT% 6-13 46.2%
FT% 7-8 87.5%
2 <sup>nd</sup> FG% 15-33 45.5%
3PT% 5-15 33.3%
FT% 12-15 80%
GM FG% 25-58 43.1%
3PT% 11-28 39.3%
FT% 19-23 82.6%
Dead Ball Rebounds: 3, 0

BYU - 88

Record: 1-0

NO. Name	Min	FG M-A	3P M-A	FT M-A	Rebounds OR DR TOT	Fouls PF FD	TP	AS	TO	ST	Blocks BS BA	+/-
6 Kanon Catchings	F 25:58	6-13	4-11	1-2	0 3 3	0 1 17	1	2	1	3	0	32
13 Keba Keita	C 17:34	2-2	0-0	2-2	4 6 10	3 1 6	0	2	1	1	0	16
3 Egor Demin	G 30:46	7-13	4-7	0-1	0 4 4	1 1 18	11	2	4	0	0	35
15 Richie Saunders	G 25:50	6-11	3-7	1-2	3 5 8	0 4 16	2	0	1	0	0	20
21 Trevin Knell	G 20:47	2-6	2-6	2-2	0 4 2	2 1 8	1	0	1	0	0	1
0 Mawot Mag	12:52	1-4	1-2	0-0	2 0 2	2 0 3	1	1	1	0	0	1
45 Fousseyni Traore	18:40	3-5	0-0	0-0	4 2 6	2 0 6	0	0	0	2	1	24
2 Elijah Crawford	11:40	1-4	0-2	0-0	3 1 4	3 0 2	2	1	1	0	0	1
25 Dawson Baker	17:10	0-7	0-6	1-2	0 0 0	0 2 1	1	2	0	0	0	14
5 Mihailo Boskovic	18:43	5-7	1-3	0-0	1 2 3	0 0 11	2	2	1	2	0	20
Team					3 2 5		0	1				
Totals		33-72	15-44	7-11	20 29 49	13 10 88	21	11	11	8	2	38

Technical Fouls:NONE

Shooting By Period
1 <sup>st</sup> FG% 18-40 45.0%
3PT% 7-23 30.4%
FT% 3-5 60%
2 <sup>nd</sup> FG% 15-32 46.9%
3PT% 8-21 38.1%
FT% 4-6 66.7%
GM FG% 33-72 45.8%
3PT% 15-44 34.1%
FT% 7-11 63.6%
Dead Ball Rebounds: 2, 0

BYU - 86

Record: 2-0

NO. Name	Min	FG M-A	3P M-A	FT M-A	Rebounds OR DR TOT	Fouls PF FD	TP	AS	TO	ST	Blocks BS BA	+/-
6 Kanon Catchings	F 26:56	4-11	1-6	0-0	1 4 5	2 0 9	0	1	1	2	0	16
13 Keba Keita	C 18:54	5-6	0-0	4-8	2 8 10	3 4 14	2	1	1	1	0	16
3 Egor Demin	G 31:42	8-11	2-5	2-6	1 4 5	1 5 20	7	2	0	0	0	12
15 Richie Saunders	G 32:18	5-11	1-2	1-2	1 5 6	4 3 12	2	1	1	0	1	1
21 Trevin Knell	G 23:18	1-7	1-6	1-2	0 2 2	1 1 4	0	0	2	0	0	12
5 Mihailo Boskovic	16:19	1-2	0-1	2-2	0 1 1	4 1 4	0	1	1	1	0	-5
45 Fousseyni Traore	20:22	6-8	0-1	1-2	5 1 6	2 2 13	2	1	0	2	0	-11
2 Elijah Crawford	08:18	0-2	0-0	0-0	0 1 1	1 0 0	0	2	0	0	1	-6
25 Dawson Baker	17:59	2-3	1-1	3-4	0 0 0	1 6 8	2	1	1	0	0	1
0 Mawot Mag	03:55	1-1	0-0	0-0	0 0 0	1 0 2	0	0	0	0	0	-6
Team					1 2 3		0	0				
Totals		33-62	6-22	14-26	11 28 39	20 22 86	15	10	7	7	1	6

Technical Fouls:NONE

Shooting By Period
1 <sup>st</sup> FG% 16-31 51.6%
3PT% 2-11 18.2%
FT% 6-12 50%
2 <sup>nd</sup> FG% 17-31 54.8%
3PT% 4-11 36.4%
FT% 8-14 57.1%
GM FG% 33-62 53.2%
3PT% 6-22 27.3%
FT% 14-26 53.8%
Dead Ball Rebounds: 5, 0

	UCA	BYU
Biggest lead	0 (1 <sup>st</sup> 20:00)	41 (2 <sup>nd</sup> 1:56)
Best Scoring Run	5 (1 <sup>st</sup> 16:17)	11 (1 <sup>st</sup> 7:31)
Lead Changes	0	
Times Tied	1	
Time with Lead	00:00	39:40

Points from	UCA	BYU
Turnovers	8	24
Paint	16	36
Second Chance	2	23
Fast Breaks	1	12
Bench	13	23

Period by Period Scoring			
	1st	2nd	TOT
UCA	23	27	50
BYU	46	42	88

	UCR	BYU
Biggest lead	0 (1 <sup>st</sup> 20:00)	17 (2 <sup>nd</sup> 13:33)
Best Scoring Run	9 (1 <sup>st</sup> 11:09)	11 (2 <sup>nd</sup> 18:02)
Lead Changes	0	
Times Tied	2	
Time with Lead	00:00	38:55

Points from	UCR	BYU
Turnovers	12	15
Paint	14	48
Second Chance	7	17
Fast Breaks	8	7
Bench	21	27

Period by Period Scoring			
	1st	2nd	TOT
UCR	33	47	80
BYU	40	46	86

## GAME 3

Queens (NC) - 55

Record: 2-2

NO. Name	Min	FG M-A	3P M-A	FT M-A	Rebounds OR DR TOT	Fouls PF FD	TP	AS	TO	ST	Blocks BS BA	+/-
23 Leo Colimero	F 18:14	0-3	0-0	0-0	1 5 6	2 0 0	2	1	0	1	0	-34
24 Yoav Berman	F 24:18	4-8	3-5	0-0	0 3 3	1 1 11	1	1	0	0	1	-29
32 Malcolm Wilson	C 28:49	3-4	0-0	0-0	0 4 4	0 0 6	1	3	0	3	0	-37
10 Bryce Cash	G 18:47	2-6	2-4	0-2	0 0 0	1 1 6	1	2	2	0	1	-24
11 Chris Ashty	G 19:09	0-6	0-0	0-0	1 1 1	1 0 0	2	1	0	0	0	-24
3 Kalib Mathews	13:03	1-2	1-2	0-0	0 1 1	3 0 3	1	3	0	0	0	-11
22 Jaxon Pollard	21:57	2-10	0-5	2-2	0 0 0	3 1 6	2	0	0	0	0	-25
1 Nasir Mann	16:36	1-5	0-2	1-4	1 1 2	0 2 3	3	1	0	0	0	-21
20 Asjon Anderson	12:31	2-4	2-3	1-2	0 0 0	0 2 7	1	3	1	0	0	-17
9 Maban Jabriel	14:49	3-4	3-3	0-0	0 2 2	0 0 9	1	1	1	2	0	-3
2 DJ Shine	06:05	2-5	0-0	0-0	0 1 1	0 0 4	0	0	0	0	0	-1
6 Sawyer Mayhugh	02:51	0-1	0-0	0-0	0 0 0	0 0 0	0	0	0	0	1	3
15 Jordon Nevill	02:51	0-0	0-0	0-0	0 0 0	0 0 0	0	0	0	0	0	3
Team					1 1 2		0	0				
Totals		20-58	11-30	4-10	3 19 22	11 7 55	13	15	4	6	5	-44

Technical Fouls:NONE

Shooting By Period
1 <sup>st</sup> FG% 10-31 32.0%
3PT% 7-18 38.9%
FT% 1-4 25%
2 <sup>nd</sup> FG% 11-28 39.3%
3PT% 4-12 33.3%
FT% 3-6 50%
GM FG% 20-58 34.5%
3PT% 11-30 36.7%
FT% 4-10 40.0%
Dead Ball Rebounds: 3, 0

Idaho - 71

Record: 1-3

NO. Name		Min	FG M-A	3P M-A	FT M-A	Rebounds OR DR TOT	Fouls PF FD	TP	AS	TO	ST	Blocks BS BA	+/-
0 Julius Mims	F	23:51	5-7	1-2	3-5	0 6 6	3 3 14	1	1	1	1	0	-1
2 Tyler Mrus	F	36:17	5-12	4-8	3-5	0 2 2	0 3 17	0	3	0	0	3	-16
5 Isaiah Brickner	G	14:17	2-7	0-1	1-1	0 1 1	3 2 5	3	4	2	1	1	3
7 Jack Payne	G	24:22	1-3	1-2	0-0	1 2 3	3 1 3	2	0	1	0	2	-8
14 Kolton Mitchell	G	28:03	3-4	1-1	0-0	2 2 3	0 7 2	5	0	0	0	0	-10
10 Kristian Gonzalez		11:41	3-8	1-2	0-0	2 1 3	2 0 7	0	0	0	0	2	-13
3 Jojo Anderson		17:03	1-3	1-2	0-0	0 2 2	2 2 3	4	0	0	0	0	-18
34 Kyson Rose		15:12	2-2	2-2	0-0	0 0 0	3 0 6	0	2	0	0	0	-24
24 Miles Klapper		27:20	3-4	1-1	0-0	0 4 4	1 1 7	3	2	0	0	0	-25
11 Titus Yearout		00:57	0-1	0-0	0-0	0 0 0	0 0 0	0	0	0	0	0	1
15 Ewan Steele		00:57	1-1	0-0	0-0	0 0 0	0 0 2	0	2	0	0	0	1
Team						1 4 5	0	2					
Totals			26:52	12:21	7:11	4 24 28	20 12 71	15 19	4	1	8	-24	

## GAME 5

Mississippi Val. - 43													Record: 1-5												
NO.	Name	Min	FG M-A	3P M-A	FT M-A	Rebounds OR DR TOT	Fouls PF FD	TP	AS	TO	ST	Blocks BS BA	+/-												
5	Walter Hamilton	F 20:47	4-9	0-0	2-2	4 2 6	2 1 10	0	3	0	0	1	-28												
15	Alvin Stredic	F 30:36	1-3	0-1	0-0	0 4 4	2 1 2	3	5	2	0	0	-30												
0	Arthur Tate	G 29:41	4-8	2-2	0-0	0 4 4	1 2 12	1	0	0	0	0	-29												
3	Donovan Sanders	G 34:27	6-13	0-2	2-2	0 1 1	1 4 14	3	2	2	0	0	-33												
14	George Ivory III	G 22:09	0-1	0-1	0-0	0 0 0	3 0 0	0	1	3	2	1	-15												
21	Jair Horton	10:08	0-2	0-1	0-0	2 2 1	1 1 0	0	0	0	0	0	-7												
1	Antonio Slisk	24:28	1-5	0-1	0-0	0 0 0	2 0 2	0	1	1	1	0	-38												
10	Greg Moore	06:05	1-1	0-0	0-2	0 1 1	1 1 2	0	1	1	0	0	-9												
22	Darrion Sallery	04:38	0-1	0-1	0-0	0 3 3	0 0 0	0	0	0	0	1	-7												
35	Johnathan Pace	00:20	0-0	0-0	0-0	0 0 0	0 0 0	0	0	0	1	1	0												
11	Markell Petro	09:52	0-0	0-0	0-0	0 0 0	2 0 0	0	0	0	0	0	-19												
12	Kendal Parker	04:46	0-2	0-1	1-2	0 1 1	0 1 1	0	0	0	0	0	-1												
25	Daniel Umoh	02:03	0-0	0-0	0-0	0 0 0	0 0 0	0	0	0	0	0	-2												
Team						1 0 1	0	1																	
Totals			17-45	2-10	7-10	5 18 23	15 11 43	8	17	8	2	3	-44												

Shooting By Period			
1 <sup>st</sup>	FG%	10-19	52.6%
2 <sup>nd</sup>	3PT%	1-4	25.0%
3 <sup>rd</sup>	FT%	6-8	75%
4 <sup>th</sup>	2 <sup>nd</sup> FG%	7-26	26.9%
3PT%		1-6	16.7%
FT%		1-2	50%
GM FG%		17-45	37.8%
3PT%		2-10	20.0%
FT%		7-10	70.0%
Dead Ball Rebounds: 1 0			

Technical Fouls:NONE

BYU - 87													Record: 5-0												
NO.	Name	Min	FG M-A	3P M-A	FT M-A	Rebounds OR DR TOT	Fouls PF FD	TP	AS	TO	ST	Blocks BS BA	+/-												
6	Kanon Catchings	F 24:12	5-10	2-6	2-3	2 1 3	0 2 3	14	3	1	1	1	0	20											
45	Fousseyini Traore	F 24:31	5-8	0-1	5-6	5 6 11	2 3 3	15	1	2	0	1	0	27											
3	Egor Demin	G 27:32	3-4	2-3	0-0	1 5 6	0 1 8	6	3	3	1	0	35												
15	Richie Saunders	G 19:03	3-7	1-4	0-0	0 0 0	2 1 7	2	0	2	0	0	17												
30	Dallin Hall	G 21:23	3-7	1-2	1 3 4	2 1 10	5 1 1	1	0	1	0	0	17												
0	Mawot Mag	10:41	1-3	0-1	2-2	0 0 0	3 1 4	0	0	0	0	0	21												
21	Trevin Knell	21:20	3-5	2-4	4-5	1 2 3	0 2 12	2	1	2	0	0	31												
25	Dawson Baker	19:48	5-7	0-2	0-0	0 0 0	1 1 10	2	0	2	0	0	28												
5	Mihailo Boskovic	13:04	2-4	0-2	0-1	0 5 5	0 2 4	0	0	1	0	1	16												
1	Trey Stewart	09:21	1-1	1-1	0-0	0 1 1	1 0 3	0	1	0	0	0	7												
2	Elijah Crawford	02:25	0-1	0-0	0 0 0	0 0 0	1 0 0	0	0	0	0	0	1												
4	Brody Kozlowski	01:40	0-0	0-0	0 0 0	0 0 0	0 0 0	0	0	0	0	0	0												
12	Townsend Tripple	01:40	0-0	0-0	0 0 0	0 0 0	0 0 0	0	0	0	0	0	0												
20	Max Triplett	01:40	0-1	0-0	0-0	1 1 2	0 0 0	0	0	0	0	0	0												
51	Jared McGregor	01:40	0-0	0-0	0 0 0	0 0 0	0 0 0	0	0	0	0	0	0												
Team						2	1	3	0	0	0	0	0												
Totals						31-58	11-32	14-19	13	25	38	11	15	87	21	9	12	3	2	44					
													Shooting By Period												
													1st FG% 18-32 56.3%												
													3PT% 7-18 38.9%												
													FT% 12-17 70.6%												
													2nd FG% 13-26 50.0%												
													3PT% 4-14 28.6%												
													FT% 2-2 100%												
													GM FG% 31-58 53.4%												
													3PT% 12-32 34.4%												
													FT% 14-19 73.7%												
													Dead Ball Rebounds: 10												

Technical Fouls:NONE

	MVSU	BYU
Biggest lead	0 (1 <sup>st</sup> 20:00)	44 (2 <sup>nd</sup> 1:48)
Best Scoring Run	5(2 <sup>nd</sup> 10:58)	12(1 <sup>st</sup> 8:15)
Lead Changes	0	
Times Tied	0	
Time with Lead	00:00	39:40

Points from	MVSU	BYU
Turnovers	8	24
Paint	20	38
Second Chance	2	12
Fast Breaks	2	8
Bench	5	33

Period by Period Scoring	1st	2nd	TOT
MVSU	27	16	43
BYU	55	32	87

## LIVESTATS

## GAME 7

### NC State 61

No.	Player	S	Pts	FG	3FG	FT	OR	DR	TR	PF	A	TO	Blk	Stl	Min	+/-
01	HUNTLEY-HATFIELD, BRANDC	F	4	2-8	0-2	0-0	4	5	9	2	1	3	2	0	27	-11
03	STYLES, DONTREZ	G	2	1-5	0-2	0-0	0	0	0	5	0	0	0	0	12	-17
05	PARKER, TREY	G	9	4-8	1-3	0-0	0	3	3	2	1	0	0	0	18	-2
08	TAYLOR, JAYDEN	G	16	4-10	4-7	4-7	0	5	5	1	1	4	1	2	30	-7
12	O'CONNELL, MICHAEL	G	16	6-11	2-4	2-2	0	0	0	1	1	0	0	0	36	-9
02	MCNEIL, JR.,PAUL	G	0	0-0	0-0	0-0	0	0	0	0	0	0	0	0	2	5
04	PASS, BREON	G	3	1-2	1-2	0-0	1	1	2	1	2	0	0	0	13	-9
07	HEARD, BRYCE	G	0	0-0	0-0	0-0	0	1	1	0	0	0	0	0	8	1
10	HILL, MARCUS	G	4	1-5	0-1	2-3	0	0	0	0	2	1	0	0	15	-2
11	PARKER, JR.,DENNIS	G	3	1-3	1-2	0-0	0	2	2	1	0	0	0	0	20	-2
33	DIOUF, ISMAEL	F	0	0-1	0-0	0-0	0	0	0	0	1	0	0	0	3	-1
34	MIDDLEBROOKS, BEN	C	4	1-4	0-0	2-2	3	1	4	4	2	1	0	1	16	-1
TEAM							1	5	6	0	0					
TOTALS			61	21-57	9-23	10-14	9	23	32	18	10	9	3	4	200	

Shooting By Period	FG	FG%	3FG	3FG%	FT	FT%	Deadball Rebounds: 1.0
1st Half	8-27	30%	4-13	31%	7-10	70%	Last FG: 2nd-00:07
2nd Half	13-30	43%	5-10	50%	3-4	75%	Biggest Run: 9-0
Game	21-57	36.8%	9-23	39.1%	10-14	71.4%	Largest lead: By 0 at 1st-18:37

Technical Fouls: None

### BYU 72

No	Player	S	Pts	FG	3FG	FT	OR	DR	TR	PF	A	TO	Blk	Stl	Min	+/-
03	DEMIN, EGOR	G	8	3-7	0-2	2-2	4	7	11	4	4	2	1	0	28	16
06	CATCHINGS, KANON	F	7	2-5	2-3	1-2	1	0	1	3	2	1	0	0	25	14
13	KEITA, KEB A	C	6	2-5	0-0	2-4	2	7	9	2	2	0	2	0	22	15
15	SAUNDERS, RICHIE	G	13	4-7	3-3	2-2	0	3	3	1	1	0	0	1	27	13
30	HALL, DALLIN	G	9	3-8	2-6	1-2	1	4	5	0	3	3	0	1	29	8
01	STEWART, TREY	G	0	0-1	0-1	0-0	1	0	1	1	0	0	0	0	6	-5
05	BOSKOVIC, MIHAILO	F	3	1-3	1-1	0-0	2	0	2	1	0	3	0	0	8	0
21	KNELL, TREVIN	G	7	2-6	1-5	2-2	0	2	2	2	2	0	0	1	18	5
25	BAKER, DAWSON	G	9	4-11	1-5	0-0	1	2	3	1	2	3	0	0	21	-7
45	TRAORE, FOUSSEYNI	F	10	4-6	0-0	2-2	2	3	5	2	1	1	0	0	17	-4
TEAM							1	2	3	0		1				
TOTALS			72	25-59	10-26	12-16	15	30	45	17	17	14	3	3	200	

Shooting By Period	FG	FG%	3FG	3FG%	FT	FT%	Deadball Rebounds: 0.0
1st Half	14-26	54%	6-10	60%	4-4	100%	Last FG: 2nd-01:53
2nd Half	11-33	33%	4-16	25%	8-12	67%	Biggest Run: 9-0
Game	25-59	42.4%	10-26	38.5%	12-16	75.0%	Largest lead: By 24 at 2nd-08:41

Technical Fouls: None

Game Notes:	Score	1st	2nd	TOT	Points	NCS	BYU
Officials: Brooks Wells, Kip Kissinger, Tyler Kumpf	NCS	27	34	61	In the Paint	20	30
Attendance: 4000	BYU	38	34	72	Off Turns	9	12
Start Time: 03:35 PM ET					2nd Chance	10	12
End Time: 05:43 PM ET					Fast Break	5	4
Game Duration: 2:08					Bench	14	29
Neutral Court:					Per Poss	0.984	1.143
						26.62	31.43

NCS led for 0:00. BYU led for 38:55.  
Game was tied for 1:05.  
Times tied: 2 Lead Changes: 0

## GAME 6

No.	Player	S	Pts	FG	3FG	FT	OR	DR	TR	PF	A	TO	Blk	Stl	Min	+/-
03	DEMIN, EGOR	G	16	5-13	2-9	4-7	0	3	3	2	4	5	1	1	37	-14
06	CATCHINGS, KANON	F	17	6-14	5-10	0-1	2	2	4	4	0	3	0	0	32	-8
13	KEITA, KEB A	C	0	0-0	0-0	0-0	1	6	7	3	3	0	0	0	18	-5
15	SAUNDERS, RICHIE	G	16	4-13	1-7	7-8	2	3	5	4	0	2	0	2	33	-13
30	HALL, DALLIN	G	2	1-3	0-2	0-0	1	0	1	3	4	0	0	1	29	-9
00	MAG, MAWOT	F	0	0-0	0-0	0-0	0	1	1	1	0	0	0	0	1	-2
01	STEWART, TREY	G	0	0-0	0-0	0-0	0	0	0	0	0	0	0	0	1	-1
02	CRAWFORD, ELIJAH	G	0	0-0	0-0	0-0	0	0	0	0	0	0	0	0	3	-3
05	BOSKOVIC, MIHAILO	F	10	3-5	2-4	2-2	0	1	1	1	1	0	1	0	17	9
21	KNELL, TREVIN	G	8	2-6	2-5	2-2	1	1	2	4	1	0	0	0	20	-6
25	BAKER, DAWSON	G	0	0-2	0-1	0-0	1	3	4	4	0	1	0	0	10	2
45	TRAORE, FOUSSEYNI	F	16	5-8	0-0	6-6	2	4	6	3	3	3	1	1	24	-5
	TEAM						1	2	3	0	2					
TOTALS			85	26-64	12-38	21-26	11	26	37	29	15	17	2	5	225	

Shooting By Period	FG	FG%	3FG	3FG%	FT	FT%	Deadball Rebounds: 3.1 Last FG: 3rd-00:40 Biggest Run: 8-0 Largest lead: By 10 at 1st-06:11 Time in Lead: #05 BOSKOVIC,M (Class A) @ 2nd-07:07.
1st Half	12-27	44%	7-18	39%	11-12	92%	
2nd Half	12-26	46%	4-11	36%	7-10	70%	
3rd Half	2-11	18%	1-9	11%	3-4	75%	
Game	26-64	40.6%	12-38	31.6%	21-26	80.8%	

## GAME 9

Fresno State - 67										Record: 3-7									
NO. Name	Min	FG M-A	3P M-A	FT M-A	Rebounds OR DR TOT	Fouls PF FD	TP	AS	TO	ST	Blocks BS BA	+/-	Shooting By Period						
3 Elijah Price	F 29:06	3-14	1-4	0-2	5 2 7	2 5	7	1	2	0	1 1	-13	1 <sup>st</sup> FG% 10-29 34.5%						
8 Alex Crawford	F 15:59	0-2	0-1	4-4	1 1 2	2 2	4	1	0	0	0 0	-3	3 <sup>PT</sup> % 5-17 29.4%						
11 Mykell Robinson	F 32:58	3-10	2-6	2-2	1 6 7	0 3	10	7	1	1	0 0	-21	FT% 2-4 50.0%						
5 Jalen Weaver	F 31:12	6-13	3-7	0-0	0 1 1	0 0	15	1	2	0	0 0	-29	2 <sup>nd</sup> FG% 14-40 35.0%						
10 Zaon Collins	G 35:48	3-9	2-6	0-0	1 1 2	0 0	8	7	2	4	0 0	-26	3 <sup>PT</sup> % 3-20 15.0%						
23 Mor Seck	F 14:02	2-2	0-0	1-2	0 1 1	1 1	5	0	0	0	0 0	-14	FT% 5-6 83.3%						
1 Amar Augillard	F 17:10	5-11	2-7	0-0	0 2 2	1 1	12	0	2	3	0 0	-4	GM FG% 24-69 34.5%						
21 Brian Amunike	F 12:02	0-2	0-1	0-0	0 3 3	1 1	0	0	0	0	0 0	-1	3 <sup>PT</sup> % 12-37 32.4%						
0 Jasir Tremble	10:56	2-6	2-5	0-0	0 0 0	1 0	6	0	1	1	0 0	-8	FT% 7-10 70.0%						
6 Joshua Bonga	00:47	0-0	0-0	0-0	0 0 0	0 0	0	0	0	0	0 0	0	Dead Ball Rebounds: 2						
Team					0 2 2		0		0										
Totals		24-69	12-37	7-10	8 19 27	11 13	67	17	10	9	1 3	-28							

BYU - 95														Record: 7-2																							
NO.	Name	Min	FG		3P	FT	Rebounds		Fouls		TP	AS	TO	ST	Blocks		+/-	Shooting By Period																			
			M	A	M	A	OR	DR	PF	FO					B5	B6																					
6	Kanon Catchings	F 28:47	4-11	1-7	1-1	0	4	4	0	1	10	3	1	0	0	0	23	1st FG	18-32	56.3%																	
13	Keba Keita	C 19:44	6-6	0-0	0-0	3	5	8	2	2	12	3	2	0	2	0	13	3PT%	7-18	38.9%																	
15	Richie Saunders	G 33:24	7-14	3-7	0-0	1	3	4	1	1	17	0	4	0	0	1	21	FT%	1-1	100%																	
21	Trevin Knell	G 24:04	8-11	4-6	2-3	4	6	10	3	1	22	2	0	3	0	0	26	2nd FG	20-37	54.1%																	
30	Dalin Hall	G 31:12	5-8	3-5	0-0	2	2	2	1	1	13	5	2	0	0	0	27	3PT%	7-16	43.8%																	
45	Fousseyni Traore	A 18:44	2-4	1-1	0-0	0	10	10	1	0	5	3	3	1	0	1	13	FT%	4-5	80.0%																	
5	Mihailo Boskovic	13:32	0-2	0-0	0-0	2	2	2	1	2	0	2	0	0	0	2	2	GM FG%	38-69	55.1%																	
25	Dawson Baker	20:02	5-10	2-5	2-2	2	4	2	3	14	1	2	0	0	0	0	14	3PT%	14-34	41.2%																	
2	Elijah Crawford	08:58	1-3	0-1	0-0	0	0	0	0	2	0	2	1	1	0	0	1	FT%	5-6	83.3%																	
4	Brody Kozlowski	00:47	0-0	0-0	0-0	0	0	0	0	0	0	0	0	0	0	0	0	Dead Ball Rebounds: 10																			
20	Max Triplett	00:47	0-0	0-0	0-0	0	0	0	0	0	0	0	0	0	0	0	0																				
Team							2		4		6				0																						
Totals			38-69		14-34		5-6		12		38		50		13		11		95		18		17		3		3		1		28						
Technical Fouls: 0																																					

	FSU	BYU	Points from Turnovers	FSU	BYU	Period by Period Scoring			
Biggest lead	2 (1 <sup>st</sup> 12:48)	28 (2 <sup>nd</sup> 0:49)	18	11		1st	2nd	TOT	
Best Scoring Run	11 (2 <sup>nd</sup> 9:15)	11 (1 <sup>st</sup> 8:35)	Paint	24	44	FSU	27	40	67
Lead Changes	6		Second Chance	5	13	BYU	44	51	95
Times Tied	3		Fast Breaks	11	11				
Time with Lead	02:51	34:48	Bench	23	21				

LIVESTATS  
BY SCIENCE SPORTS

## GAME 11

Florida A&M - 57										Record: 3-7																			
NO. Name	Min	FG M-A	3P M-A	FT M-A	Rebounds OR DR TOT	Fouls PF FD	TP	AS	TO	ST	Blocks BS BA	+/-	Shooting By Period																
8 Shaqir O'Neal	24:29	4-7	1-3	1-1	0	2	2	4	1	10	0	3	1	0	0	-34	1 <sup>st</sup> FG	7-23	30.4%										
20 Jamine Charles	21:02	0-0	0-0	0-0	1	1	2	1	0	1	0	1	1	0	0	-27	3PT%	4-16	25.0%										
0 Lenard Taylor Jr.	11:49	1-4	0-1	0-0	0	1	1	0	0	2	0	3	0	0	0	-17	FT	3-3	100%										
2 Jordan Chatman	24:17	4-9	2-6	0-0	0	3	3	4	0	10	1	2	0	0	0	-33	2 <sup>nd</sup> FG	11-32	34.4%										
5 Milton Matthews	8:25	0-6	0-0	0-0	0	1	1	0	0	0	3	1	0	0	0	-24	3PT%	6-18	33.3%										
24 JaDerricus Eatmon	14:03	0-0	0-0	0-0	0	1	1	3	0	0	1	3	0	0	0	-10	FT	8-9	88.9%										
4 Sterling Young	19:60	2-9	2-8	8-8	0	0	0	1	4	14	1	1	2	0	0	-21	GM FG	18-55	32.7%										
10 Kaleb Washington	22:15	3-6	2-2	1-1	0	2	2	0	2	9	0	1	0	0	0	-21	3PT%	10-34	29.4%										
23 Jacob Hendricks	20:59	3-9	3-6	0-0	0	4	4	4	2	9	2	2	1	0	0	-21	FT%	11-12	91.7%										
1 Roderick Coffee III	17:44	1-5	0-2	1-2	1	5	6	2	3	3	1	0	0	0	0	-11	Dead Ball Rebounds: 0.7%												
35 Saiyid Burnside	04:57	0-0	0-0	0-0	0	1	1	2	0	0	0	1	0	0	0	-11													
Team					1	1	2	0	0	0	0	0	0	0	0	-12													
Totals		18-55	10-34	11-12	3	22	25	21	12	57	12	18	5	1	1	-46													



# GAME 13

BYU - 55														
Record: 10-3 (1-1)														
NO. Name	Min	FG M-A	3P M-A	FT M-A	Rebounds OR DR TOT	Fouls PF FD	TP	AS	TO	ST	Blocks BS BA	+/-		
6 Kanon Catchings	F 25:35	2-5 1-3	1-2	2 0 2	2 2	6	1	0	1	1	1	-28		
13 Keba Kelta	F 19:55	3-7 0-0	0-0	1 0 1	3 2	6	0	0	0	1	2	-19		
3 Egor Demin	C 25:51	1-6 0-3	1-2	0 3 3	1 1	3	7	3	1	0	0	-31		
15 Richie Saunders	G 22:22	3-8 1-5	2-3	0 2 2	1 4	9	1	2	1	0	1	-36		
30 Dallin Hall	G 24:19	1-1 1-1	4-4	0 0 0	2 2	7	0	3	0	0	0	-12		
25 Dawson Baker	17:57	2-7 0-3	0-0	1 1 1	2 1 4	1	1	2	1	0	1	-15		
45 Fousseyni Traore	19:31	0-3 0-0	1-2	1 5 6	0 1	1	1	3	0	0	1	-18		
5 Mihailo Boskovic	12:35	1-2 1-2	2-2	0 2 2	0 2	5	1	0	0	0	0	-6		
21 Trevin Knell	15:53	4-6 4-6	0-0	0 1 1	3 0	12	0	0	0	0	0	-8		
0 Mawot Mag	05:46	1-2 0-0	0-0	0 0 0	1 0	2	0	1	1	0	1	-5		
4 Brody Kozlowski	04:12	0-1 0-1	0-0	0 0 0	0 0	0	0	0	0	0	0	1		
1 Trey Stewart	03:03	0-0 0-0	0-0	0 0 0	0 0	0	0	0	1	0	0	1		
2 Elijah Crawford	03:03	0-0 0-0	0-0	0 0 0	0 0	0	0	0	0	0	0	1		
Team					3 3 6	0	0	1						
Totals		18-48	8-24	11-15	7 17 24	15 15	55	14	15	6	2 7	-31		

Technical Fouls:NONE

Houston - 86														
Record: 10-3 (2-0)														
NO. Name	Min	FG M-A	3P M-A	FT M-A	Rebounds OR DR TOT	Fouls PF FD	TP	AS	TO	ST	Blocks BS BA	+/-		
11 Joseph Tugler	F 18:27	1-1 0-0	3-4	3 2 5	5 3	5	0	3	0	2	0	19		
13 J'wan Roberts	F 24:54	3-4 0-0	0-0	2 4 6	1 2	6	2	3	2	0	0	32		
4 LJ Coyer	G 27:11	3-11 3-9	0-0	0 0 0	0 1	9	2	1	1	0	0	28		
7 Milos Uzan	G 31:04	2-9 2-6	1-2	0 2 2	0 1	7	8	0	2	0	1	28		
21 Emanuel Sharp	G 20:07	5-9 4-8	4-4	0 3 3	4 4	18	1	0	1	0	0	17		
5 Ja'Vier Francis	19:01	4-6 0-0	1-2	3 2 5	2 2	9	0	1	1	3	0	14		
23 Terrance Arceneaux	22:59	5-9 4-5	1-2	3 3 6	0 1	15	1	0	2	0	1	14		
8 Mylik Wilson	17:11	5-5 2-2	0-0	2 2 4	0 0	12	0	1	0	0	0	3		
25 Mercy Miller	10:42	0-2 0-1	2-2	1 1 2	2 1	2	1	1	0	1	0	4		
0 Kordellus Jefferson	04:12	1-3 1-3	0-0	0 0 0	0 0	3	0	1	0	0	0	-1		
2 Cedric Lath	04:13	0-0 0-0	0-0	0 0 0	2 0	0	0	0	0	1	0	-1		
Team					1 3 4	0	0	0						
Totals		29-59	16-34	12-16	15 22 37	15 15	85	15	11	9	7 2	31		

Technical Fouls:NONE

		BYU	HOU		
Biggest lead	0 (1 <sup>st</sup> 20:00)	34 (2 <sup>nd</sup> 7:34)		Points from Turnovers	5 24
Best Scoring Run	5 (2 <sup>nd</sup> 5:50)	9 (2 <sup>nd</sup> 12:13)		Paint	18 24
Lead Changes	0			Second Chance	7 18
Times Tied	2			Fast Breaks	4 13
Time with Lead	00:00	36:57		Bench	24 41

LIVESTATS  
BY SCORING REPORTS

# GAME 15

BYU - 67														
Record: 10-5 (1-3)														
NO. Name	Min	FG M-A	3P M-A	FT M-A	Rebounds OR DR TOT	Fouls PF FD	TP	AS	TO	ST	Blocks BS BA	+/-		
6 Kanon Catchings	F 09:09	1-1 0-0	1-2	0 2 2	2 1	3	0	3	1	0	0	-5		
13 Keba Kelta	C 19:24	2-2 0-0	0-0	1 6 7	2 0	4	0	0	0	1	0	3		
3 Egor Demin	G 27:59	3-8 0-3	2-3	0 2 2	3 3	8	4	4	0	0	1	-3		
15 Richie Saunders	G 36:02	9-13 5-7	3-4	2 4 6	3 3	26	0	2	0	0	0	0		
21 Trevin Knell	G 19:39	1-5 1-5	2-2	0 0 0	2 2	5	2	2	0	0	0	-9		
25 Dawson Baker	18:01	2-6 1-3	0-0	0 3 3	2 0	5	2	2	0	0	0	-7		
0 Mawot Mag	24:36	1-4 0-2	3-4	1 2 3	1 2	5	0	0	1	2	1	8		
30 Dallin Hall	23:37	2-4 2-4	0-0	0 1 1	0 1	6	6	1	0	0	0	1		
45 Fousseyni Traore	20:42	1-3 0-0	3-4	0 7 7	2 2	5	2	1	0	0	0	-8		
1 Trey Stewart	00:26	0-0 0-0	0-0	0 0 0	0 0	0	0	0	0	0	0	0		
2 Elijah Crawford	00:25	0-0 0-0	0-0	0 0 0	0 0	0	0	0	0	0	0	0		
Team					3 1 4	0	0	1						
Totals		22-46	9-24	14-19	7 28 35	17 14	67	16	16	2 3	2	-4		

Technical Fouls:NONE

TCU - 71														
Record: 9-6 (2-2)														
NO. Name	Min	FG M-A	3P M-A	FT M-A	Rebounds OR DR TOT	Fouls PF FD	TP	AS	TO	ST	Blocks BS BA	+/-		
5 Micah Robinson	F 16:14	2-5 1-3	5-5	1 0 1	2 3	10	1	0	0	0	0	2		
15 David Punch	F 17:36	2-6 0-0	3-4	3 1 4	4 5	7	1	1	0	0	1	1		
8 Ernest Under Jr.	C 29:18	1-1 0-0	0-2	0 3 3	1 2	2	1	2	1	2	0	4		
3 Vasean Allette	G 35:41	5-15 1-6	0-2	0 3 3	1 2	11	5	0	3	0	1	4		
21 Noah Reynolds	G 33:24	8-18 3-6	2-2	0 2 2	1 1	21	3	0	2	0	1	0		
0 Brendan Wenzel	28:04	3-6 3-6	0-0	0 1 1	0 1	9	2	2	0	0	0	3		
13 Trazarian White	20:57	3-4 1-2	2-3	1 3 4	3 2	9	1	0	1	0	0	8		
11 Isalah Manning	05:16	0-1 0-1	0-0	0 0 0	1 0	0	0	0	0	0	0	-3		
32 Malik Diallo	10:41	1-3 0-0	0-1	0 0 0	1 1	2	0	0	0	0	0	0		
41 Jace Posey	02:49	0-0 0-0	0-0	0 0 0	0 0	0	0	0	2	0	0	1		
Team					1 5 6	0	0	1						
Totals		25-59	9-24	12-19	6 18 24	14 17	71	14	6	9	2 3	4		

Technical Fouls:NONE

		BYU	TCU		
Biggest lead	6 (2 <sup>nd</sup> 18:47)	10 (1 <sup>st</sup> 5:15)		Points from Turnovers	6 17
Best Scoring Run	14 (1 <sup>st</sup> 0:26)	10 (1 <sup>st</sup> 5:15)		Paint	26 28
Lead Changes	17			Second Chance	6 2
Times Tied	12			Fast Breaks	12 6
Time with Lead	13:27	16:27		Bench	21 20

LIVESTATS  
BY SCORING REPORTS

# GAME 14

Texas Tech - 72														
Record: 11-3 (2-1)														
NO. Name	Min	FG M-A	3P M-A	FT M-A	Rebounds OR DR TOT	Fouls PF FD	TP	AS	TO	ST	Blocks BS BA	+/-		
5 Darrion Williams	F 36:06	7-11 2-4	2-4	2 4 7	1 5	18	4	3	2	0	0	10		
15 JT Toppin	F 17:43	2-7 0-0	1-2	0 0 0	3 2	5	0	0	0	0	2	-11		
0 Chance McMillan	G 32:12	5-9 2-6	4-6	1 7 8	3 3	16	0	1	0	0	0	6		
3 Elijah Hawkins	G 36:53	7-12 6-9	2-2	2 2 4	2 1	22	5	0	1	0	0	6		
24 Kerwin Walton	G 07:45	0-1 0-1	0-0	0 2 2	1 0	0	0	0	0	0	0	-7		
1 Kevin Overton	25:00	2-6 0-3	1-2	0 4 4	3 1	5	0	1	0	0	0	8		
33 Federico Federico	23:57	2-5 0-0	0-0	4 3 7	3 1	4	1	2	0	1	0	14		
4 Christian Anderson	20:24	1-7 0-5	0-0	0 1 1	3 0	2	2	2	0	0	0	-1		
Team					4 2 6	0	0							
Totals		26-58	10-28	10-16	14 25 39	13 13	72	12	9	5	1 2	5		

Technical Fouls:NONE

BYU - 67																			
Record: 10-4 (1-2)																			
NO. Name		FG		3P		FT		Rebounds		Fouls		TP	AS	TO	ST	Blocks		+/-	Shooting By Period
		M	A	M	A	M	A	OR	DR	PF	FD					BS	BA		
6 Kanon Catchings	F	18:45	2-4	0-2	2-4	1	1	2	2	2	6	0	0	0	0	0	12	3PT%	13:28 46.4%
13 Keba Kelta	C	16:43	1-3	0-0	0-2	3	7	10	3	1	2	1	0	1	0	1	-9	3PT%	6:12 50%
3 Egor Demin	G	29:07	4-12	1-5	3-4	0	4	4	1	3	12	6	2	2	0	0	2	2nd FG%	12:29 41.4%
15 Richie Saunders	G	27:54	2-4	0-2	2-2	2	0	2	1	3	6	3	1	2	1	0	-17	3PT%	3-12 25.0%
30 Dallin Hall	G	28:50	2-6	1-5	1-2	0	3	3	1	2	6	1	3	1	0	0	-13	3PT%	6-9 66.7%
0 Mawot Mag		20:31	5-9	1-4	0-0	3	2	5	2	0	11	1	0	1	0	0	-11	GM FG%	25:57 43.9%
21 Trevin Kneil		21:07	2-6	0-3	0-2	0	2	2	1	4	4	1	0	0	1	0	0	3PT%	5:23 21.7%
25 Dawson Baker		12:47	1-2	1-1	0-0	0	1	1	1	0	3	0	1	0	0	0	8	FT%	12:21 57.1%
45 Fousseyni Traore		23:30	5-10	0-0	4-5	2	3	5	1	4	14	0	1	0	0	0	2	Dead Ball Rebounds:	3.0
1 Trey Stewart		00:46	1-1	1-1	0-0	0	0	0	0	0	3	0	0	0	0	0	1		
Team							2	0	2		0	0							
Totals			25-57	5-23	12-21	13	23	36	13	19	67	13	8	7	2	1	-5		
													Technical Fouls: NONE						



2024-25 OVERALL STATS

Game Records

Record	Overall	Home	Away	Neutral
ALL GAMES	14-6	11-1	1-4	2-1
CONFERENCE	5-4	4-1	1-3	0-0
NON-CONFERENCE	9-2	7-0	0-1	2-1

Score by Periods

Team	1st	2nd	OT	TOT
BYU	785	804	31	1620
Opponents	611	697	39	1347

Team Box Score

No.	Player				Total		3-Point		F-Throw		Rebounds													
		GP-GS	MIN	AVG	FG-FGA	FG%	3FG-3FGA	3FG%	FT-FTA	FT%	OFF	DEF	TOT	AVG	PF	DQ	A	TO	BLK	STL	PTS	AVG		
15	SAUNDERS, Richie	19-19	533:39	28.1	103-203	.507	42-97	.433	37-49	.755	21	59	80	4.2	31	1	26	19	8	23	285	15.0		
3	DEMIN, Egor	17-17	486:25	28.6	66-152	.434	22-76	.289	36-53	.679	7	63	70	4.1	23	0	100	46	10	25	190	11.2		
21	KNELL, Trevin	20-13	425:41	21.3	64-130	.492	44-101	.436	29-41	.707	10	38	48	2.4	41	0	20	16	3	20	201	10.1		
6	CATCHINGS, Kanon	20-15	431:05	21.6	67-155	.432	35-97	.361	20-37	.541	17	35	52	2.6	27	0	19	20	12	15	189	9.5		
45	TRAORE, Fousseyni	20-1	374:01	18.7	74-120	.617	1-3	.333	36-44	.818	42	79	121	6.1	30	0	37	29	10	5	185	9.3		
25	BAKER, Dawson	20-0	364:51	18.2	63-133	.474	25-67	.373	18-23	.783	8	31	39	2.0	27	0	31	21	0	11	169	8.5		
13	KEITA, Keba	19-19	391:21	20.6	52-85	.612	0-0	.000	14-33	.424	56	99	155	8.2	43	0	18	18	14	12	118	6.2		
30	HALL, Dallin	16-10	415:11	25.9	30-78	.385	19-50	.380	20-25	.800	11	25	36	2.3	28	1	59	27	0	10	99	6.2		
0	MAG, Mawot	18-6	273:48	15.2	32-61	.525	9-27	.333	16-23	.696	14	18	32	1.8	30	0	7	9	5	13	89	4.9		
5	BOSKOVIC, Mihailo	16-0	191:52	12.0	17-44	.386	6-26	.231	14-18	.778	7	24	31	1.9	11	0	7	13	3	7	54	3.4		
2	CRAWFORD, Elijah	15-0	98:41	6.6	8-23	.348	2-9	.222	5-7	.714	5	8	13	0.9	15	0	12	6	0	6	23	1.5		
51	MCGREGOR, Jared	4-0	05:56	1.5	1-4	.250	1-4	.250	1-2	.500	0	0	0	0.0	0	0	1	0	0	0	4	1.0		
4	KOZLOWSKI, Brody	9-0	29:45	3.3	2-4	.500	2-4	.500	2-2	1.000	0	4	4	0.4	1	0	0	1	0	1	8	0.9		
1	STEWART, Trey	13-0	38:48	3.0	2-5	.400	2-5	.400	0-0	.000	1	1	2	0.2	4	0	1	1	0	3	6	0.5		
12	TRIPPLE, Townsend	4-0	05:29	1.4	0-0	.000	0-0	.000	0-0	.000	0	1	1	0.3	1	0	0	0	1	0	0	0.0		
20	TRIPLETT, Max	6-0	08:29	1.4	0-1	.000	0-0	.000	0-0	.000	3	3	6	1.0	1	0	1	0	1	0	0	0.0		
Team											36	45	81					12						
Total		20	4075		581-1198	.485	210-566	.371	248-357	.695	238	533	771	38.6	313	2	339	238	67	151	1620	81.0		
Opponents		20	4075		469-1116	.420	177-511	.346	232-344	.674	168	432	600	30.0	335	5	253	252	49	125	1347	67.4		

Team Statistics

	BYU	OPP
Scoring	1620	1347
Points per game	81.0	67.4
Scoring margin	+13.7	-
Field goals-att	581-1198	469-1116
Field goal pct	.485	.420
3 point fg-att	210-566	177-511
3-point FG pct	.371	.346
3-pt FG made per game	10.5	8.9
Free throws-att	248-357	232-344
Free throw pct	.695	.674
F-Throws made per game	12.4	11.6
Rebounds	771	600
Rebounds per game	38.6	30.0
Rebounding margin	+8.6	-
Assists	339	253
Assists per game	17.0	12.7
Turnovers	238	252
Turnovers per game	11.9	12.6
Turnover margin	+0.7	-
Assist/turnover ratio	1.4	1.0
Steals	151	125
Steals per game	7.6	6.3
Blocks	67	49
Blocks per game	3.4	2.5
Winning streak	3	-
Home win streak	3	-
Attendance	201485	45516
Home games-Avg/Game	12-16790	5-9103
Neutral site-Avg/Game	-	3-6406

Team Results

Date	Opponent		Score	Att.
11/05/2024	Central Ark.	W	88-50	16941
11/08/2024	UC Riverside	W	86-80	17381
11/13/2024	Queens (NC)	W	99-55	16789
11/16/2024	Idaho	W	95-71	16456
11/23/2024	Mississippi Val.	W	87-43	16954
11/28/2024	vs Ole Miss	Lot	85-96	4000
11/29/2024	vs NC State	W	72-61	4000
12/03/2024	at Providence	L	64-83	12005
12/11/2024	Fresno St.	W	95-67	15950
12/14/2024	vs Wyoming	W	68-49	11217
12/20/2024	Florida A&M	W	103-57	15544
12/31/2024	Arizona St.	W	76-56	16926
01/04/2025	at Houston	L	55-86	7035
01/07/2025	Texas Tech	L	67-72	17307
01/11/2025	at TCU	L	67-71	4752
01/14/2025	Oklahoma St.	W	85-69	16457
01/18/2025	at Utah	Lot	72-73	15558
01/21/2025	at Colorado	W	83-67	6166
01/25/2025	Cincinnati	W	80-52	17483
01/28/2025	Baylor	Wot	93-89	17297





Game Records

Record	Overall	Home	Away	Neutral
ALL GAMES	5-4	4-1	1-3	0-0
CONFERENCE	5-4	4-1	1-3	0-0
NON-CONFERENCE	0-0	0-0	0-0	0-0

Score by Periods

Team	1st	2nd	OT	TOT
BYU	310	345	23	678
Opponents	279	336	20	635

Team Box Score

No.	Player				Total		3-Point		F-Throw		Rebounds													
		GP-GS	MIN	AVG	FG-FGA	FG%	3FG-3FGA	3FG%	FT-FTA	FT%	OFF	DEF	TOT	AVG	PF	DQ	A	TO	BLK	STL	PTS	AVG		
15	SAUNDERS, Richie	9-9	284:24	31.6	57-109	.523	24-52	.462	24-30	.800	14	27	41	4.6	15	1	15	11	3	9	162	18.0		
3	DEMIN, Egor	9-9	253:28	28.2	29-77	.377	7-37	.189	19-28	.679	1	32	33	3.7	15	0	54	27	4	12	84	9.3		
21	KNELL, Trevin	9-6	193:52	21.5	26-56	.464	18-44	.409	12-20	.600	2	16	18	2.0	20	0	10	8	3	9	82	9.1		
6	CATCHINGS, Kanon	9-4	150:39	16.7	22-43	.512	13-29	.448	9-14	.643	3	8	11	1.2	14	0	2	7	3	7	66	7.3		
25	BAKER, Dawson	9-0	152:06	16.9	24-53	.453	8-26	.308	9-10	.900	1	13	14	1.6	13	0	12	8	0	4	65	7.2		
45	TRAORE, Fousseyni	9-0	164:41	18.3	25-46	.543	0-0	.000	12-18	.667	13	32	45	5.0	10	0	13	17	2	2	62	6.9		
0	MAG, Mawot	9-5	173:21	19.3	19-38	.500	4-16	.250	7-13	.538	7	13	20	2.2	15	0	3	8	2	9	49	5.4		
13	KEITA, Keba	9-9	195:18	21.7	22-39	.564	0-0	.000	3-7	.429	25	40	65	7.2	23	0	5	7	7	6	47	5.2		
30	HALL, Dallin	9-3	224:50	25.0	12-30	.400	9-20	.450	12-14	.857	4	9	13	1.4	16	0	25	16	0	6	45	5.0		
5	BOSKOVIC, Mihailo	5-0	27:47	5.6	2-3	.667	1-2	.500	3-4	.750	2	4	6	1.2	3	0	2	0	0	2	8	1.6		
2	CRAWFORD, Elijah	5-0	09:13	1.8	2-2	1.000	1-1	1.000	0-0	.000	0	0	0	0.0	1	0	0	0	0	0	5	1.0		
1	STEWART, Trey	8-0	12:44	1.6	1-2	.500	1-2	.500	0-0	.000	0	0	0	0.0	1	0	0	0	0	1	3	0.4		
4	KOZLOWSKI, Brody	3-0	06:39	2.2	0-1	.000	0-1	.000	0-0	.000	0	0	0	0.0	0	0	0	0	0	0	0	0.0		
20	TRIPLETT, Max	1-0	00:58	1.0	0-0	.000	0-0	.000	0-0	.000	0	0	0	0.0	0	0	0	0	0	0	0	0.0		
Team											19	22	41					4						
Total		9	1850		241-499	.483	86-230	.374	110-158	.696	91	216	307	34.1	146	1	141	113	24	67	678	75.3		
Opponents		9	1850		223-512	.436	80-234	.342	109-171	.637	101	183	284	31.6	151	3	119	101	27	63	635	70.6		

Team Statistics

	BYU	OPP
Scoring	678	635
Points per game	75.3	70.6
Scoring margin	+4.8	-
Field goals-att	241-499	223-512
Field goal pct	.483	.436
3 point fg-att	86-230	80-234
3-point FG pct	.374	.342
3-pt FG made per game	9.6	8.9
Free throws-att	110-158	109-171
Free throw pct	.696	.637
F-Throws made per game	12.2	12.1
Rebounds	307	284
Rebounds per game	34.1	31.6
Rebounding margin	+2.6	-
Assists	141	119
Assists per game	15.7	13.2
Turnovers	113	101
Turnovers per game	12.6	11.2
Turnover margin	-1.3	-
Assist/turnover ratio	1.2	1.2
Steals	67	63
Steals per game	7.4	7.0
Blocks	24	27
Blocks per game	2.7	3.0
Winning streak	3	-
Home win streak	3	-
Attendance	85470	33511
Home games-Avg/Game	5-17094	4-8378
Neutral site-Avg/Game	-	0-0

Team Results

Date	Opponent		Score	Att.
12/31/2024	Arizona St.	W	76-56	16926
01/04/2025	at Houston	L	55-86	7035
01/07/2025	Texas Tech	L	67-72	17307
01/11/2025	at TCU	L	67-71	4752
01/14/2025	Oklahoma St.	W	85-69	16457
01/18/2025	at Utah	Lot	72-73	15558
01/21/2025	at Colorado	W	83-67	6166
01/25/2025	Cincinnati	W	80-52	17483
01/28/2025	Baylor	Wot	93-89	17297



2024-25 HOME STATS

Game Records

Record	Overall	Home	Away	Neutral
ALL GAMES	11-1	11-1	0-0	0-0
CONFERENCE	4-1	4-1	0-0	0-0
NON-CONFERENCE	7-0	7-0	0-0	0-0

Score by Periods

Team	1st	2nd	OT	TOT
BYU	510	529	15	1054
Opponents	338	412	11	761

Team Box Score

No.	Player				Total		3-Point		F-Throw		Rebounds													
		GP-GS	MIN	AVG	FG-FGA	FG%	3FG-3FGA	3FG%	FT-FTA	FT%	OFF	DEF	TOT	AVG	PF	DQ	A	TO	BLK	STL	PTS	AVG		
15	SAUNDERS, Richie	11-11	315:19	28.7	63-122	.516	26-59	.441	19-25	.760	13	36	49	4.5	16	1	19	12	7	14	171	15.5		
3	DEMIN, Egor	10-10	287:33	28.8	46-89	.517	19-47	.404	21-31	.677	3	37	40	4.0	7	0	70	28	6	19	132	13.2		
6	CATCHINGS, Kanon	12-9	268:58	22.4	50-105	.476	24-67	.358	13-22	.591	7	27	34	2.8	10	0	13	9	9	10	137	11.4		
21	KNELL, Trevin	12-9	261:25	21.8	40-84	.476	24-61	.393	21-30	.700	8	31	39	3.3	19	0	12	9	2	15	125	10.4		
45	TRAORE, Fousseyni	12-1	226:46	18.9	48-74	.649	1-3	.333	20-26	.769	32	52	84	7.0	15	0	24	15	8	4	117	9.8		
25	BAKER, Dawson	12-0	210:33	17.5	38-75	.507	16-42	.381	15-18	.833	4	13	17	1.4	14	0	23	10	0	8	107	8.9		
30	HALL, Dallin	8-5	205:45	25.7	21-43	.488	14-28	.500	11-15	.733	5	16	21	2.6	9	0	29	13	0	6	67	8.4		
13	KEITA, Keba	11-11	225:21	20.5	35-47	.745	0-0	.000	11-25	.440	32	66	98	8.9	23	0	11	15	7	8	81	7.4		
0	MAG, Mawot	11-4	173:11	15.7	19-39	.487	4-16	.250	10-15	.667	11	8	19	1.7	18	0	5	6	2	9	52	4.7		
5	BOSKOVIC, Mihailo	9-0	111:49	12.4	11-29	.379	2-16	.125	7-9	.778	1	16	17	1.9	6	0	4	8	3	5	31	3.4		
2	CRAWFORD, Elijah	9-0	74:16	8.3	6-18	.333	1-7	.143	3-5	.600	5	7	12	1.3	13	0	12	6	0	6	16	1.8		
51	MCGREGOR, Jared	3-0	05:16	1.8	1-4	.250	1-4	.250	1-2	.500	0	0	0	0.0	0	0	1	0	0	0	4	1.3		
4	KOZLOWSKI, Brody	7-0	24:53	3.6	2-3	.667	2-3	.667	2-2	1.000	0	4	4	0.6	1	0	0	1	0	1	8	1.1		
1	STEWART, Trey	6-0	21:16	3.5	2-2	1.000	2-2	1.000	0-0	.000	0	1	1	0.2	3	0	1	1	0	2	6	1.0		
12	TRIPPLE, Townsend	3-0	04:49	1.6	0-0	.000	0-0	.000	0-0	.000	0	0	0	0.0	0	0	0	0	1	0	0	0.0		
20	TRIPLETT, Max	5-0	07:50	1.6	0-1	.000	0-0	.000	0-0	.000	3	3	6	1.2	1	0	1	0	1	0	0	0.0		
Team											25	24	49					3						
Total		12	2425		382-735	.520	136-355	.383	154-225	.684	149	341	490	40.8	155	1	225	136	46	107	1054	87.8		
Opponents		12	2425		272-685	.397	107-325	.329	110-166	.663	102	238	340	28.3	203	2	160	166	23	76	761	63.4		

Team Statistics

	BYU	OPP
Scoring	1054	761
Points per game	87.8	63.4
Scoring margin	+24.4	-
Field goals-att	382-735	272-685
Field goal pct	.520	.397
3 point fg-att	136-355	107-325
3-point FG pct	.383	.329
3-pt FG made per game	11.3	8.9
Free throws-att	154-225	110-166
Free throw pct	.684	.663
F-Throws made per game	12.8	9.2
Rebounds	490	340
Rebounds per game	40.8	28.3
Rebounding margin	+12.5	-
Assists	225	160
Assists per game	18.8	13.3
Turnovers	136	166
Turnovers per game	11.3	13.8
Turnover margin	+2.5	-
Assist/turnover ratio	1.7	1.0
Steals	107	76
Steals per game	8.9	6.3
Blocks	46	23
Blocks per game	3.8	1.9
Winning streak	3	-
Home win streak	3	-
Attendance	201485	0
Home games-Avg/Game	12-16790	0-0
Neutral site-Avg/Game	-	0-0

Team Results

Date	Opponent		Score	Att.
11/05/2024	Central Ark.	W	88-50	16941
11/08/2024	UC Riverside	W	86-80	17381
11/13/2024	Queens (NC)	W	99-55	16789
11/16/2024	Idaho	W	95-71	16456
11/23/2024	Mississippi Val.	W	87-43	16954
12/11/2024	Fresno St.	W	95-67	15950
12/20/2024	Florida A&M	W	103-57	15544
12/31/2024	Arizona St.	W	76-56	16926
01/07/2025	Texas Tech	L	67-72	17307
01/14/2025	Oklahoma St.	W	85-69	16457
01/25/2025	Cincinnati	W	80-52	17483
01/28/2025	Baylor	Wot	93-89	17297



2024-25 AWAY STATS

Game Records

Record	Overall	Home	Away	Neutral
ALL GAMES	1-4	0-0	1-4	0-0
CONFERENCE	1-3	0-0	1-3	0-0
NON-CONFERENCE	0-1	0-0	0-1	0-0

Score by Periods

Team	1st	2nd	OT	TOT
BYU	161	172	8	341
Opponents	182	189	9	380

Team Box Score

No.	Player				Total		3-Point		F-Throw		Rebounds											
		GP-GS	MIN	AVG	FG-FGA	FG%	3FG-3FGA	3FG%	FT-FTA	FT%	OFF	DEF	TOT	AVG	PF	DQ	A	TO	BLK	STL	PTS	AVG
15	SAUNDERS, Richie	5-5	156:49	31.4	31-60	.517	12-28	.429	9-14	.643	6	17	23	4.6	10	0	6	5	1	5	83	16.6
21	KNELL, Trevin	5-3	98:00	19.6	14-27	.519	14-26	.538	4-7	.571	1	4	5	1.0	14	0	5	6	1	3	46	9.2
25	BAKER, Dawson	5-0	94:20	18.9	18-37	.486	6-15	.400	0-1	.000	2	8	10	2.0	7	0	4	4	0	2	42	8.4
45	TRAORE, Fousseyni	5-0	90:02	18.0	14-28	.500	0-0	.000	6-8	.750	6	17	23	4.6	8	0	8	10	1	0	34	6.8
3	DEMIN, Egor	5-5	134:42	26.9	12-43	.279	1-18	.056	9-13	.692	0	16	16	3.2	10	0	22	11	2	5	34	6.8
13	KEITA, Keba	5-5	103:58	20.8	14-30	.467	0-0	.000	1-4	.250	19	16	35	7.0	13	0	2	1	5	3	29	5.8
0	MAG, Mawot	5-2	76:18	15.3	9-17	.529	2-7	.286	6-8	.750	2	7	9	1.8	11	0	1	3	2	3	26	5.2
6	CATCHINGS, Kanon	5-3	83:35	16.7	6-24	.250	4-15	.267	4-8	.500	7	4	11	2.2	8	0	4	7	2	5	20	4.0
30	HALL, Dallin	5-2	123:10	24.6	4-18	.222	3-12	.250	6-6	1.000	2	3	5	1.0	15	1	17	8	0	2	17	3.4
5	BOSKOVIC, Mihailo	4-0	38:30	9.6	2-5	.400	1-3	.333	3-5	.600	4	4	8	2.0	3	0	2	0	0	2	8	2.0
2	CRAWFORD, Elijah	4-0	10:01	2.5	0-2	.000	0-0	.000	2-2	1.000	0	1	1	0.3	0	0	0	0	0	0	2	0.5
1	STEWART, Trey	5-0	11:22	2.3	0-2	.000	0-2	.000	0-0	.000	0	0	0	0.0	0	0	0	0	0	1	0	0.0
4	KOZLOWSKI, Brody	1-0	04:12	4.2	0-1	.000	0-1	.000	0-0	.000	0	0	0	0.0	0	0	0	0	0	0	0	0.0
Team											9	14	23					3				
Total		5	1025		124-294	.422	43-127	.339	50-76	.658	58	111	169	33.8	99	1	71	58	14	31	341	68.2
Opponents		5	1025		125-262	.477	50-122	.410	80-120	.667	41	123	164	32.8	79	1	63	54	20	33	380	76.0

Team Statistics

	BYU	OPP
Scoring		
Points per game	68.2	76.0
Scoring margin	-7.8	-
Field goals-att		
Field goal pct	.422	.477
3 point fg-att		
3-point FG pct	.339	.410
3-pt FG made per game	8.6	10.0
Free throws-att		
Free throw pct	.658	.667
F-Throws made per game	10.0	16.0
Rebounds		
Rebounds per game	33.8	32.8
Rebounding margin	+1.0	-
Assists		
Assists per game	14.2	12.6
Turnovers		
Turnovers per game	11.6	10.8
Turnover margin	-0.8	-
Assist/turnover ratio	1.2	1.2
Steals		
Steals per game	6.2	6.6
Blocks		
Blocks per game	2.8	4.0
Winning streak		
Home win streak	0	-
Attendance		
	0	45516
Home games-Avg/Game	0-0	5-9103
Neutral site-Avg/Game	-	0-0

Team Results

Date	Opponent		Score	Att.
12/03/2024	at Providence	L	64-83	12005
01/04/2025	at Houston	L	55-86	7035
01/11/2025	at TCU	L	67-71	4752
01/18/2025	at Utah	Lot	72-73	15558
01/21/2025	at Colorado	W	83-67	6166





2024-25 NEUTRAL STATS

Game Records

Record	Overall	Home	Away	Neutral
ALL GAMES	2-1	0-0	0-0	2-1
CONFERENCE	0-0	0-0	0-0	0-0
NON-CONFERENCE	2-1	0-0	0-0	2-1

Score by Periods

Team	1st	2nd	OT	TOT
BYU	114	103	8	225
Opponents	91	96	19	206

Team Box Score

No.	Player				Total		3-Point		F-Throw		Rebounds													
		GP-GS	MIN	AVG	FG-FGA	FG%	3FG-3FGA	3FG%	FT-FTA	FT%	OFF	DEF	TOT	AVG	PF	DQ	A	TO	BLK	STL	PTS	AVG		
3	DEMIN, Egor	2-2	64:10	32.1	8-20	.400	2-11	.182	6-9	.667	4	10	14	7.0	6	0	8	7	2	1	24	12.0		
45	TRAORE, Fousseyni	3-0	57:12	19.1	12-18	.667	0-0	.000	10-10	1.000	4	10	14	4.7	7	0	5	4	1	1	34	11.3		
6	CATCHINGS, Kanon	3-3	78:32	26.2	11-26	.423	7-15	.467	3-7	.429	3	4	7	2.3	9	0	2	4	1	0	32	10.7		
15	SAUNDERS, Richie	3-3	61:31	20.5	9-21	.429	4-10	.400	9-10	.900	2	6	8	2.7	5	0	1	2	0	4	31	10.3		
21	KNELL, Trevin	3-1	66:16	22.1	10-19	.526	6-14	.429	4-4	1.000	1	3	4	1.3	8	0	3	1	0	2	30	10.0		
25	BAKER, Dawson	3-0	59:58	20.0	7-21	.333	3-10	.300	3-4	.750	2	10	12	4.0	6	0	4	7	0	1	20	6.7		
0	MAG, Mawot	2-0	24:18	12.2	4-5	.800	3-4	.750	0-0	.000	1	3	4	2.0	1	0	1	0	1	1	11	5.5		
30	HALL, Dallin	3-3	86:15	28.7	5-17	.294	2-10	.200	3-4	.750	4	6	10	3.3	4	0	13	6	0	2	15	5.0		
5	BOSKOVIC, Mihailo	3-0	41:34	13.9	4-10	.400	3-7	.429	4-4	1.000	2	4	6	2.0	2	0	1	5	0	0	15	5.0		
13	KEITA, Keba	3-3	62:02	20.7	3-8	.375	0-0	.000	2-4	.500	5	17	22	7.3	7	0	5	2	2	1	8	2.7		
2	CRAWFORD, Elijah	2-0	14:23	7.2	2-3	.667	1-2	.500	0-0	.000	0	0	0	0.0	2	0	0	0	0	0	5	2.5		
1	STEWART, Trey	2-0	06:10	3.1	0-1	.000	0-1	.000	0-0	.000	1	0	1	0.5	1	0	0	0	0	0	0	0.0		
51	MCGREGOR, Jared	1-0	00:40	0.7	0-0	.000	0-0	.000	0-0	.000	0	0	0	0.0	0	0	0	0	0	0	0	0.0		
12	TRIPPLE, Townsend	1-0	00:40	0.7	0-0	.000	0-0	.000	0-0	.000	0	1	1	1.0	1	0	0	0	0	0	0	0.0		
4	KOZLOWSKI, Brody	1-0	00:40	0.7	0-0	.000	0-0	.000	0-0	.000	0	0	0	0.0	0	0	0	0	0	0	0	0.0		
20	TRIPLETT, Max	1-0	00:40	0.7	0-0	.000	0-0	.000	0-0	.000	0	0	0	0.0	0	0	0	0	0	0	0	0.0		
Team											2	7	9				6							
Total		3	625		75-169	.444	31-84	.369	44-56	.786	31	81	112	37.3	59	0	43	44	7	13	225	75.0		
Opponents		3	625		72-169	.426	20-64	.313	42-58	.724	25	71	96	32.0	53	2	30	32	6	16	206	68.7		

Team Statistics

	BYU	OPP
Scoring	225	206
Points per game	75.0	68.7
Scoring margin	+6.3	-
Field goals-att	75-169	72-169
Field goal pct	.444	.426
3 point fg-att	31-84	20-64
3-point FG pct	.369	.313
3-pt FG made per game	10.3	6.7
Free throws-att	44-56	42-58
Free throw pct	.786	.724
F-Throws made per game	14.7	14.0
Rebounds	112	96
Rebounds per game	37.3	32.0
Rebounding margin	+5.3	-
Assists	43	30
Assists per game	14.3	10.0
Turnovers	44	32
Turnovers per game	14.7	10.7
Turnover margin	-4.0	-
Assist/turnover ratio	1.0	0.9
Steals	13	16
Steals per game	4.3	5.3
Blocks	7	6
Blocks per game	2.3	2.0
Winning streak	2	-
Home win streak	0	-
Attendance	0	0
Home games-Avg/Game	0-0	0-0
Neutral site-Avg/Game	-	3-6406

Team Results

Date	Opponent		Score	Att.
11/28/2024	vs Ole Miss	Lot	85-96	4000
11/29/2024	vs NC State	W	72-61	4000
12/14/2024	vs Wyoming	W	68-49	11217



0  
1  
2  
3  
4  
5  
6  
7  
12



## MAWOT MAG

Forward | 6-7 | Senior  
Melbourne, Australia  
Prolific Prep/Rutgers

muh-WIT

	PTS	REB	AST	FG%	3FG%	FT%	MIN
SEA	4.9	1.8	0.4	.525	.333	.696	15.2
UCF	0.0	0.0	0.0	.000	.000	.000	0.0
BIG 12	5.4	2.2	0.3	.500	.250	.538	19.3
CAR	5.4	2.9	0.7	.454	.278	.705	17.3

LAST GAME vs. Baylor (Jan. 28, 2025)

PTS	REB	AST	STL	BLK	MIN
3	3	0	0	0	32

Season-high 11 points in win over Wyoming... tied a career-high with three 3-pointers... spent four seasons at Rutgers... appeared in 80 games including 41 starts... scored 440 points... shooting 44.3 percent from the field, 26.3 percent from three and 70.7 percent from the free throw line... scored in double figures 17 times (12-5) including nine times during his final season in New Jersey... recorded first and only double-double against Iowa on Jan. 6, 2024... finished with 24 points and 10 rebounds against the Hawkeyes, including a career-high five offensive rebounds... born in Sudan, then moved to Melbourne, Australia at two years old...

PTS

REB

AST

STL

BLK

MIN

Season High

11

5

1 (7x)

2

32

Career High

24

10

4 (2x)

3 (3x)

2 (4x)

38



## TREY STEWART

Guard | 6-2 | Senior  
American Fork, Utah  
American Fork High School

	PTS	REB	AST	FG%	3FG%	FT%	MIN
SEA	0.5	0.2	0.1	.400	.400	.000	3.0
UCF	0.0	1.0	1.0	.000	.000	.000	9.0
BIG 12	0.4	0.0	0.0	.429	.250	.000	3.6
CAR	1.4	1.1	0.8	.318	.185	.550	7.6

LAST GAME vs. Baylor (Jan. 28, 2025)

PTS	REB	AST	STL	BLK	MIN
0	0	0	0	0	0

NABC Honors Court (2024)... Academic All-Big 12 First Team (2024)... WCC All-Academic Honorable Mention (2023)... WCC Commissioner's Honor Roll - Bronze (2022, 2023)... appeared in 64 games including four starts during three year career at BYU... appeared in 26 games as a junior including first career start in season opening win over Houston Christian... also scored a career-high 10 points against the Huskies... had three or more assists four times... multiple steals in three games including career-high three in win over Denver... owner of Default Happiness... has made custom clothing for Dwayne Wade, Jordan Clarkson, Puka Nacua...

PTS

REB

AST

STL

BLK

MIN

Season High

3 (2x)

1

1

2

0

9

Career High

10

6

8

4

2 (5x)

23



## ELIJAH CRAWFORD

Guard | 6-2 | Freshman  
Augusta, Georgia  
Brewster Academy

	PTS	REB	AST	FG%	3FG%	FT%	MIN
SEA	1.5	0.9	0.8	.348	.222	.714	6.6
UCF	0.0	0.0	0.0	.000	.000	.000	0.0
BIG 12	1.0	0.0	0.0	1.000	1.000	.000	1.8
CAR	1.5	0.9	0.8	.348	.222	.714	6.6

LAST GAME vs. Cincinnati (Jan. 25, 2025)

PTS	REB	AST	STL	BLK	MIN
5	0	0	0	0	1

Scored a career-high five points in win over Wyoming... prepped at Brewster Academy... named MaxPreps.com New Hampshire Player of the Year as a senior... ranked No. 96 in ESPN 100... four-star recruit (247Sports, On3, ESPN)... averaged 12.0 points, 4.3 assists, 3.4 rebounds and 1.6 steals per game as a senior... shot 46.0 percent from the field, 40.0 percent from three and 90.0 percent from the free throw line... helped Augusta Christian win the state title as a sophomore... 15U EYBL Peach Jam Champion... cousin, Vontege Cummings, played at Pitta and overseas...

PTS

REB

AST

STL

BLK

MIN

Season High

5 (2x)

4 (2x)

4 (2x)

2 (2x)

0

16

Career High

5 (2x)

4 (2x)

4 (2x)

2 (2x)

0

16



## EGOR DEMIN

Guard | 6-9 | Freshman  
Moscow, Russia  
Real Madrid

yay-GORE di-min

	PTS	REB	AST	FG%	3FG%	FT%	MIN
SEA	11.2	4.1	5.9	.434	.289	.679	28.6
UCF	0.0	0.0	0.0	.000	.000	.000	0.0
BIG 12	9.3	3.7	6.0	.377	.189	.679	28.2
CAR	11.2	4.1	5.9	.434	.289	.679	28.6

LAST GAME vs. Baylor (Jan. 28, 2025)

PTS	REB	AST	STL	BLK	MIN
15	2	6	1	0	26

Big 12 Newcomer of the Week (Nov. 11, Nov. 18)... dished out a BY U debut record 11 assists in win over Central Arkansas... his 11 assists are also tied for the fourth-most by a freshman... one of two Big 12 freshmen to have 10+ points and 10+ assists in a season opener (Oklahoma's Trae Young)... 7th most assists by a freshman in single season in program history... named one of 25 impact freshman by College Hoops Today... first five-star recruit in program history (247Sports)... 22nd youngest player in NCAA Division I men's basketball... spent three years at Real Madrid... helped them win back-to-back Adidas Next Generation Tournament titles...

PTS

REB

AST

STL

BLK

MIN

Season High

20

11

11

4 (2x)

3

37

Career High

20

11

11

4 (2x)

3

37



## BRODY KOZLOWSKI

Forward | 6-8 | Freshman  
Draper, Utah  
Corner Canyon High School

cause-LOU-ski

	PTS	REB	AST	FG%	3FG%	FT%	MIN
SEA	0.9	0.4	0.0	.500	.500	1.000	3.3
UCF	0.0	0.0	0.0	.000	.000	.000	0.0
BIG 12	0.0	0.0	0.0	.000	.000	.000	2.2
CAR	0.9	0.4	0.0	.500	.500	1.000	3.3

LAST GAME vs. Cincinnati (Jan. 25, 2025)

PTS	REB	AST	STL	BLK	MIN
0	0	0	0	0	1

Scored career-high eight points in win over Florida A&M... knocked down two 3-pointers... prepped at Corner Canyon High School... validated recruit... four-star recruit (ESPN, rivals.com)... No. 94 player in ESPN 100... McDonald's All-American nominee... two-time Utah 6A Player of the Year... averaged 24.0 points and 8.6 rebounds per game as a senior... recorded four double-doubles including 29-point, 16-rebound performance against Copper Hills... averaged 16.9 points and 10.9 rebounds per game as a junior... named MaxPreps Utah Player of the Year... Adidas All-American... helped Utah Prospects win Adidas 17U... originally signed with USC prior to joining BYU...

PTS

REB

AST

STL

BLK

MIN

Season High

8

3

0

1

0

13

Career High

8

3

0

1

0

13



## MIHAILO BOSKOVIC

Forward | 6-10 | Junior  
Uzice, Serbia  
Igodea m-tel

mi-HIGH-low boss-KOW-vick

	PTS	REB	AST	FG%	3FG%	FT%	MIN
SEA	3.4	1.9	0.4	.386	.231	.778	12.0
UCF	0.0	0.0	0.0	.000	.000	.000	0.0
BIG 12	1.6	1.2	0.4	.667	.500	.750	5.6
CAR	3.64	1.9	0.4	.386	.231	.778	12.0

LAST GAME vs. Baylor (Jan. 28, 2025)

PTS	REB	AST	STL	BLK	MIN
0	0	0	0	0	1

Made collegiate debut in win over Central Arkansas... finished with 11 points and two blocks in 19 minutes off the bench... 2022 FIBA U20 European Champion, Division B Most Valuable Player... averaged 12.3 points, 6.6 rebounds, 2.1 assists and a block per game helping the Serbia go undefeated and claim title... joined BYU in summer after spending last season with KK Igodea m-tel in Bosnia's top league... spent two seasons at KK Dynamic of the Serbian KLS... appeared in 28 games including 26 starts in 2022-23... averaged 13.1 points, 5.9 rebounds, 1.5 blocks and 1.2 assists per game...

PTS

REB

AST

STL

BLK

MIN

Season High

11

5

2 (2x)

2

0

20

Career High

11

5

2 (2x)

2

0

20



## KANON CATCHINGS

Forward | 6-9 | Freshman  
Brownsburg, Indiana  
Overtime Elite

Cannon

	PTS	REB	AST	FG%	3FG%	FT%	MIN
SEA	9.5	2.6	1.0	.432	.361	.541	21.6
UCF	0.0	0.0	0.0	.000	.000	.000	0.0
BIG 12	7.3	1.2	0.2	.512	.448	.643	16.7
CAR	9.5	2.6	1.0	.432	.361	.541	21.6

LAST GAME vs. Baylor (Jan. 28, 2025)

PTS	REB	AST	STL	BLK	MIN
23	1	0	0	1	25

8th most 3-point field attempts and makes by freshman in program history... scored career-high 23 points in win over Baylor... becoming the freshman this century to go 8-of-8 from the field with three or more 3-pointers and free throws... knocked down five 3-pointers against Ole Miss, tied for seventh-most by a freshman... four-star recruit (ESPN, 247Sports, On3)... No. 35 player in ESPN Top 100... attended Damian Lillard's Formula Zero during the summer... first player from Indiana to play for Overtime Elite... averaged 14.4 points and 5.7 rebounds per game with OTE's Cold Hearts... Mother, Tajuja, played college basketball at Illinois... two-time All-American...

PTS

REB

AST

STL

BLK

MIN

Season High

23

7

3 (3x)

3

3

32

Career High

23

7

3 (3x)

3

3

32



## KHADIM MBOUP

Forward | 6-9 | Freshman  
Dakar, Senegal  
NBA Academy Africa

	PTS	REB	AST	FG%	3FG%	FT%	MIN
SEA	0.0	0.0	0.0	.000	.000	.000	0.0
UCF	0.0	0.0	0.0	.000	.000	.000	0.0
BIG 12	0.0	0.0	0.0	.000	.000	.000	0.0
CAR	0.0	0.0	0.0	.000	.000	.000	0.0

Joined team in December... spent three years at Basketball Africa League (BAL)... played under current assistant coach Will Voigt... averaged 7.7 points and 5.7 rebounds per game for NBA Academy Africa in 2023 Road to BAL qualifying... ranked third in steals per game (2.5) at 2023 NBA Academy Games... also averaged 6.3 rebounds per contest...

PTS

REB

AST

STL

BLK

MIN

Season High

0

0

0

0

0

0

Career High

0

0

0

0

0

0



13

**KEBA  
KEITA**Forward | 6-9 | Junior  
Bamako, Mali  
Wasatch Academy/Utah

kay-BUH kay-TAH

	PTS	REB	BLK	FG%	3FG%	FT%	MIN
SEA	6.2	8.2	0.7	.612	.000	.424	20.6
UCF	0.0	0.0	0.0	.000	.000	.000	0.0
BIG 12	5.2	7.2	0.8	.564	.000	.429	21.7
CAR	5.9	5.3	0.9	.610	.000	.507	15.1

LAST GAME vs. Baylor (Jan. 28, 2025)

PTS	REB	AST	STL	BLK	MIN
2	4	1	2	1	27

**68th in nation in rebounds per game... 5th in Big 12...** began his collegiate career at Utah... appeared in 66 games including 13 starts during two seasons on The Hill... scored 382 points with 294 rebounds, 113 of those on the offensive glass, and 60 blocks... shot 61.0 percent from the field... scored in double figures 12 times... three double-doubles... double-digit rebounds four times... near consensus four-star recruit and Top 5 recruit in the state of Utah at Wasatch Academy... ESPN 100 recruit, No. 84... led NIBC in rebounding as a senior with 9.5 boards per game... NIBC Defensive Player of the Year... also attended American Heritage High School...

	PTS	REB	AST	STL	BLK	MIN
Season High	14	13	3 (3x)	2	3	27
Career High	23	15	3 (4x)	3	3(5x)	35

15

**RICHIE  
SAUNDERS**Guard | 6-5 | Junior  
Riverton, Utah  
Wasatch Academy

saw-N-ders

	PTS	REB	AST	FG%	3FG%	FT%	MIN
SEA	15.0	4.2	1.4	.507	.433	.755	28.1
UCF	8.7	3.0	0.3	.533	.571	.750	17.7
BIG 12	11.8	4.1	1.0	.511	.416	.745	24.3
CAR	9.2	3.5	1.1	.500	.380	.719	20.4


LAST GAME vs. Baylor (Jan. 28, 2025)

PTS	REB	AST	STL	BLK	MIN
17	6	2	2	0	33

**Rady Children's Invitational All-Tournament Team... career-high 30 points in win over Arizona State... scored in double figures 34 times, 13 of those coming in 2024-25... 20th in program history in career 3-point field goal percentage...** scored in double figures in six consecutive games for the first time in his career... career-high nine rebounds in win over Nicholls on Nov. 19, 2022... married to former BYU women's basketball player Sierra Johnson... Prepved at Wasatch Academy with current teammate Fousseyni Traore... learning and speaks four languages (english, malagasy, spanish, french)... father was an all-conference player at UC Davis.

	PTS	REB	AST	STL	BLK	MIN
Season High	30	8	4	4	3	40
Career High	30	9	4 (4x)	4	3	40

20

**MAX  
TRIPLETT**Forward | 6-9 | Junior  
Huntsville, Utah  
Weber High School/Snow College

	PTS	REB	AST	FG%	3FG%	FT%	MIN
SEA	0.0	1.0	0.2	.000	.000	.000	1.4
UCF	0.0	0.0	0.0	.000	.000	.000	0.0
BIG 12	0.0	0.0	0.0	.000	.000	.000	1.0
CAR	0.0	1.0	0.2	.000	.000	.000	1.4

LAST GAME vs. Arizona State (Dec. 31, 2024)

PTS	REB	AST	STL	BLK	MIN
0	0	0	0	0	1

Made BYU debut in win over Queens... NCAAA Academic All-American (2023, 2024)... All-Scenic West Second Team (2024)... Snow College Male Athlete of the Year (2024)... Scenic West Athletic Conference Player of the Week... spent two years at Snow College playing for former BYU assistant coach Andrew May... appeared in 57 games including 31 starts during time in Ephraim... averaged 9.8 points and 5.4 rebounds per game... shot 58.6 percent from the field, 25.0 percent from three and 62.9 percent from the free throw line... scored in double 27 times including seven games with 20-plus...

	PTS	REB	AST	STL	BLK	MIN
Season High	0	3	1	0	1	3
Career High	0	3	1	0	1	3

21

**TREVIN  
KNELL**Guard | 6-5 | Senior  
North Salt Lake, Utah  
Woods Cross High School

truh-WIN NELL

	PTS	REB	AST	FG%	3FG%	FT%	MIN
SEA	10.1	2.4	1.0	.492	.436	.707	21.3
UCF	14.3	5.0	0.3	.458	.438	.778	28.0
BIG 12	10.0	2.6	1.0	.434	.377	.726	23.8
CAR	7.2	2.1	0.9	.444	.395	.719	18.4

LAST GAME vs. Baylor (Jan. 28, 2025)

PTS	REB	AST	STL	BLK	MIN
11	3	1	2	0	23

Two-time WCC All-Academic... NABC Honor Court... career-high 27 points in Big 12 opener against Cincinnati... went 9-of-14 from 3-point range... tied for the second-most 3-pointers in a single game in program history... tied for most 3-pointers in a game at the Marriott Center... **13th in program history in 3-point field goal percentage... 7th most made 3-pointers made in program history... 11th most wins in program history... 7th most games played...** missed 2022-23 season due to shoulder injury suffered during summer workouts... served two-year mission in Uruguay... married to Tatum Knell, who owns a bridal boutique...

	PTS	REB	AST	STL	BLK	MIN
Season High	22	10	2 (5x)	3 (2x)	1 (2x)	28
Career High	27	10	5	3 (3sx)	1 (9x)	34

25

**DAWSON  
BAKER**Guard | 6-4 | Redshirt Junior  
Coto De Caza, California  
Capistrano Valley High School/UC Irvine

	PTS	REB	AST	FG%	3FG%	FT%	MIN
SEA	8.5	2.0	1.6	.474	.373	.783	18.2
UCF	0.0	0.0	0.0	.000	.000	.000	0.0
BIG 12	6.5	1.4	1.2	.453	.308	.900	15.5
CAR	11.7	2.5	1.3	.465	.371	.790	23.9

LAST GAME vs. Baylor (Jan. 28, 2025)

PTS	REB	AST	STL	BLK	MIN
8	0	1	1	0	14

**Scored a season-high 22 points in win over Queens...** scored over 1,000 points during three-year career at UC Irvine... appeared in 79 games including 71 starts... 2021 Big West Freshman of the Year... scored in double figures 55 times including 32 times last season... one career double-double... 17-point, 10 rebounds against Hawaii on January 19, 2023... brother, Dusty, played at Weber State... brother, Davis, played at Southern Utah earning All-Summit League honors... served mission for Church of Jesus Christ of Latter-Day Saints in Micronesia, Guam... married to Maddy Weeks in the summer of 2024...

	PTS	REB	AST	STL	BLK	MIN
Season High	22	5	5	2	0	30
Career High	33	10	6	4 (2x)	1 (8x)	36

30

**DALLIN  
HALL**Guard | 6-4 | Junior  
Plain City, Utah  
Fremont High School

DALIN

	PTS	REB	AST	FG%	3FG%	FT%	MIN
SEA	6.2	2.3	3.7	.385	.380	.800	25.9
UCF	8.7	4.3	5.0	.474	.364	.800	28.7
BIG 12	7.7	3.4	4.6	.396	.356	.698	29.6
CAR	7.8	2.6	4.0	.413	.365	.656	25.1

LAST GAME vs. Baylor (Jan. 28, 2025)

PTS	REB	AST	STL	BLK	MIN
7	0	2	1	0	26

**All-Big 12 Honorable Mention... ranks EIGHTH in program history in career assists per game... ranks SECOND in career assist-to-turnover ratio... 14th most assists in program history... one of 15 players in nation with 12:1 assist-to-turnover ratio in a game in 2023-24...** scored in double figures 26 times including career-high 23 against Saint Mary's... WCC All-Freshman Team... **6th most assist by freshman in program history...** was first freshman to lead team in assists since Matt Carlino in 2011-12... 18th most assist in the nation among freshman... Utah Gatorade Player of the Year as a senior...

	PTS	REB	AST	STL	BLK	MIN
Season High	14 (2x)	5 (2x)	7	2 (2x)	0	34
Career High	23	7	12	4	1 (3x)	36 (2x)

45

**FOUSSEYNI  
TRAORE**Forward | 6-6 | Senior  
Bamako, Mali  
Wasatch Academy

fouss-SAY-nay try-OR-ay

	PTS	REB	BLK	FG%	3FG%	FT%	MIN
SEA	9.3	6.1	0.5	.617	.333	.818	18.7
UCF	6.0	1.0	0.0	.000	.000	.500	10.0
BIG 12	9.5	5.0	0.6	.609	.000	.671	17.4
CAR	10.8	7.1	0.8	.617	.333	.818	21.9

LAST GAME vs. Baylor (Jan. 28, 2025)

PTS	REB	AST	STL	BLK	MIN
7	5	0	0	0	17

**7-foot-2 wingspan... All-Big 12 Honorable Mention...** career-high 29 points in win over Idaho... went Marriott Center record 11-of-12 from the field... WCC 2nd team all-conference... WCC all-academic... 2022-23 CSC academic all-district... **Program record holder in career field goal percentage all-time and conference play...** scored in double figures 61 times... scored 20-plus seven times... BYU is 15-5 when he records a double-double... led BYU in rebounding 53 times... 26 games with 10 or more rebounds... Fousse Foundation is currently building an all sports court in Mali...

	PTS	REB	AST	STL	BLK	MIN
Season High	29	12	5 (2x)	2	2 (2x)	25
Career High	29	19	5 (5x)	3 (2x)	4	37

51

**JARED  
MCGREGOR**Guard | 6-3 | Junior  
Saratoga Springs, Utah  
Westlake High School

	PTS	REB	AST	FG%	3FG%	FT%	MIN
SEA	1.0	0.0	0.3	.333	.333	.000	1.5
UCF	0.0	0.0	0.0	.000	.000	.000	0.0
BIG 12	0.0	0.0	0.0	.000	.000	.000	1.3
CAR	0.8	0.1	0.1	.333	.385	.500	1.6

LAST GAME vs. Florida A&amp;M (Dec. 20, 2024)

PTS	REB	AST	STL	BLK	MIN
4	0	0	0	0	2

2-of-6 from 3-point range in 2023-24... appeared in career-high 10 games in 2023-24... made first collegiate 3-pointer in BYU's win over Western Oregon... spent the 2021-22 season as a manager... second Team All-Region honors as a senior at Westlake High School... Played in Utah 6A All-Star Game... Holds multiple school records... his late father, Mark, was an All-American swimmer at BYU... served a mission for the Church of Jesus Christ of Latter-Day Saints in Spokane, Wash... has traveled to China (2x), Australia and Mali... enjoys snowmobiling...

	PTS	REB	AST	STL	BLK	MIN
Season High	4	0	1	0	0	2 (3x)
Career High	6	2	1 (2x)	0	0	3 (2x)

HC

**KEVIN  
YOUNG**1st Season at BYU  
Atlanta, Georgia  
Clayton State, 2004

	GAMES	W	L	HOME	AWAY	NEUTRAL
UCF	0	0	0	0-0	0-0	0-0
BIG 12	9	5	4	4-1	1-3	0-0
NON-CONF	11	9	2	7-0	0-1	2-1
CAR	20	14	6	11-1	1-4	2-1

10th head coach in program history to win first game in charge... largest margin of victory among those coaches (33 points)... fourth-fastest head coach to win 10 games... named the 19th head coach in BYU men's basketball program history on April 16, 2024... no stranger to the highest level of basketball, Young was one of the most sought after assistants in the latest NBA hiring cycle before choosing to come to BYU... prior to returning to the college game for the first time since working under Dick Hunsaker at Utah Valley, Young was on staff for the Phoenix Suns for four years including the last three as an associate head coach... He helped the organization reach the playoffs every year including a run to the NBA Finals in 2020-21... Young was pulling double duty in the spring of 2024 as he was still helping the Suns during their run in the NBA Playoffs while putting together a coaching staff and recruiting... Born in Salt Lake City, Utah, Young grew up in Marietta, Georgia attending Sprayberry High School... Young is married to Melissa (Bailey) Young and they have two sons and a daughter...