

FLORIDA GULF COAST UNIVERSITY

2025 SOFTBALL

5X ASUN CHAMPIONS | 5X ASUN PLAYER OF THE YEAR | 2X ASUN PITCHER OF THE YEAR | 2X ASUN FRESHMAN OF THE YEAR
2X ASUN TOURNAMENT MVP | 1X DEFENSIVE PLAYER OF THE YEAR | 21X NFCA ALL-REGION | 3X NFCA ALL-AMERICAN

2025 SCHEDULE/RESULTS

Date	Opponent	Time/Result
FEBRUARY		
6 THU	BOSTON COLLEGE*	L, 1-2
7 FRI	BOSTON COLLEGE*	W, 6-4
7 FRI	INDIANA STATE*	W, 3-2
8 SAT	LIU*	W, 9-0 (5 inn.)
8 SAT	(RV) BOSTON UNIVERSITY**	L, 0-8 (6 inn.)
9 SUN	(RV) BOSTON UNIVERSITY**	L, 4-6
12 WED	@ USF (DH)	L, 4-12 (5 inn.), L, 2-5
14 FRI	WISCONSIN^	W, 3-1
14 FRI	SETON HALL^	L, 3-7
15 SAT	WISCONSIN^	W, 2-1
15 SAT	(RV) OMAHA^	L, 2-8
16 SUN	(RV) OMAHA^	L, 0-5
21 FRI	@ UCF\$	5 p.m.
22 SAT	vs. Pitt\$	11:30 a.m.
22 SAT	vs. Columbia\$	2 p.m.
23 SUN	vs. Quinnipiac\$	11:30 a.m.
23 SUN	@ UCF\$	2 p.m.
26 WED	@ Florida	6 p.m.
27 THU	@ FSU%	6 p.m.
28 FRI	vs. College of Charleston%	12:30 p.m.
28 FRI	@ FSU%	3 p.m.

MARCH

1 SAT	vs. College of Charleston%	10 a.m.
1 SAT	vs. Mercer%	12:30 p.m.
4 TUE	SAINT FRANCIS	4 p.m.
4 TUE	FIU	6:30 p.m.
7 FRI	COLUMBIA+	1:30 p.m.
7 FRI	TOLEDO+	4 p.m.
8 SAT	TOLEDO+	11 a.m.
8 SAT	COLUMBIA+	1:30 p.m.
10 MON	LEHIGH (DH)	4 p.m., 6:30 p.m.
15 SAT	JACKSONVILLE (DH)*	2 p.m., 4:30 p.m.
16 SUN	JACKSONVILLE*	1 p.m.
22 SAT	@ Stetson (DH)*	1 p.m., 3:30 p.m.
23 SUN	@ Stetson*	1 p.m.
29 SAT	WEST GEORGIA (DH)*	2 p.m., 4:30 p.m.
30 SUN	WEST GEORGIA*	1 p.m.

APRIL

5 SAT	@ Queens (DH)*	2 p.m., 4:30 p.m.
6 SUN	@ Queens*	12 p.m.
12 SAT	@ Jacksonville (DH)*	2 p.m., 4:30 p.m.
13 SUN	@ Jacksonville*	1 p.m.
18 FRI	STETSON (DH)*	4 p.m., 6:30 p.m.
19 SAT	STETSON*	1 p.m.
26 SAT	@ West Georgia (DH)*	2 p.m., 4:30 p.m.
27 SUN	@ West Georgia*	12 p.m.

MAY

2 FRI	NORTH FLORIDA (DH)*	4 P.M./6:30 p.m.
3 SAT	NORTH FLORIDA*	1 p.m.

ASUN TOURNAMENT

May 6-10, Oxford, Ala.

All Times Eastern
HOME GAMES IN CAPS & BOLD
* FGCU Kickoff Classic
^ FGCU Invitational
\$ SpaceU Classic
% Dugout Club Classic
+ FGCU Spring Break Classic
*ASUN game

SPACEU CLASSIC

FEB 21-23 | Orlando, Fla. | Hosted at UCF Softball Complex
UCF, Quinnipiac, Pitt and Columbia participating
Friday's game streamed on ESPN+

'25 EAGLES (5-8, 0-0 ASUN)

Head Coach: David Deiros (23rd season)
Overall Record: 786-455-3
ASUN Record: 205-128
Preseason picked: T-1st (Four first place votes)

'24 EAGLES (38-21, 16-8 ASUN)

ASUN Tournament Champions
Fourth in the ASUN regular season
Five All-ASUN performers
Two ASUN All-Academic Performers
RPI: 56

2024 ASUN CHAMPIONS

The Eagles won the 2024 ASUN Tournament championship going unbeaten as the four seed. FGCU beat #5 UNA, #1 ECU and #2 UNF twice. The championship win came in dramatic fashion when Neely Peterson hit a walk-off home run in the bottom of the eighth off a pitcher who had not allowed a hit and only two base runners in her previous 6.1 innings of work.

#WEGLES

PREFERRED REFERENCE: FGCU, FGCU Eagles
ALSO ACCEPTABLE: Florida Gulf Coast, Florida Gulf Coast Eagles, Florida Gulf Coast University, Florida Gulf Coast University Eagles, Green and Blue, Eagles
DO NOT USE: Gulf Coast, GC, Fla. Gulf Coast, Fla. Gulf Cst, FL GLF CST, Lady Eagles, FGC University, UFGC, University of Florida Gulf Coast

FGCU BY THE NUMBERS THIS SEASON

STAT	OFFENSE	IN THE ASUN	STAT	PITCHING/DEFENSE	IN THE ASUN
.248	Batting Average	7th	4.50	ERA	9th
.313	On Base Percentage	10th	84.0	Innings Pitched	1st
.304	Slugging Percentage	8th	41	Strikeouts	T-5th
7	Doubles	7th	61	Runs Allowed	12th
2	Triples	T-4th	5	Home Runs Allowed	T-7th
2	Home Runs	T-6th	13	Errors	T-11th
28	Walks	8th	4	Double Plays	T-4th
20	Stolen Bases	1st	0.467	Opponent Stolen Base %	1st

ASUN STANDINGS

GRAPHITE DIVISION

Team	OVERALL	ASUN
1. North Florida	10-3	0-0
2. Stetson	8-3	0-0
3. West Georgia	3-2	0-0
4. Jacksonville	6-4	0-0
5. Queens	2-2	0-0
6. FGCU	5-8	0-0

GOLD DIVISION

Team	OVERALL	ASUN
1. North Alabama	9-0	0-0
2. ECU	6-2	0-0
3. Austin Peay	7-3	0-0
4. Central Arkansas	2-4	0-0
5. Lipscomb	3-6	0-0
6. Bellarmine	1-4	0-0

LAST TIME OUT

FGCU hosted its second of three tournaments this year, welcoming Wisconsin, Seton Hall and Omaha to idyllic Fort Myers.

The Eagles faced the aces of each team at some point during the tournament, getting the better of the Wisconsin ace in the opening game. Seton Hall's ace faced FGCU is the second game of that day's double header. The Eagles managed to get to her, scoring the most earned runs this season against the Pirates' ace. The finale saw FGCU against Maddia Groff of Omaha, the tenth best pitcher in the country according to D1Softball.com. The sophomore managed to shutout the Eagles in a 5-0 win for the Mavericks.

Nikki Gibson continues to get on base, now extending her streak to 23 consecutive games. If she reaches base safely in her first four games at the SpaceU Classic, she will set the Division I record at FGCU. Allison Sparkman dazzled in the opener with the complete game win only allowing one run, three hits and two walks.

FGCU: The Eagles have started the 2025 campaign 5-8. Nikki Gibson has continued to remain hot as she has now reached base in 23 consecutive games dating back to the Kennesaw State series to end the 2024 regular season. Gibson leads FGCU with a .417 on-base percentage. Maddox Thomas leads the team with a .308 batting average and RBI at eight. Allison Sparkman continues to lead the Eagle pitching effort with a 1.70 ERA and 1.18 WHIP in 33.0 IP.

UCF: The host Knights are 7-5-1 on the season after a tie was declared in their game against Ohio State due to weather. UCF's pitching staff has gotten the most starts from Yessenia Lopez, a teammate of FGCU softball alum Angelina Bonilla with the Cidra Bravas this past summer. At the plate, UCF has four batters hitting over .300; the Eagles only have one.

Pitt: The Panthers and Eagles face each other for the second consecutive season. In 2024, FGCU won 3-2. Pitt has a good combination of hitting for average and power with five players hitting above .300, three of which also have two home runs. Those three batters all have an OPS that exceeds 1.000. In the circle, their lowest ERA this year is 3.11 while their lowest WHIP is 1.52. As a team, their ERA is 4.48 with a 1.81 WHIP.

Quinnipiac: FGCU is 4-1 all-time against Quinnipiac. In their last meeting in 2020, the Eagles set their Division I records for runs scored, home runs and triples in a single game. The Bobcats are 0-2 on the season, only getting in two games at their season opening tournament. Sydney Horan has pitched every inning this season for Quinnipiac, posting a 4.73 ERA and 1.28 WHIP.

Columbia: The Lions have yet to play this season. In two matchups against FGCU, the Eagles have come out victorious in all games by a total score of 17-1. Last year the Eagles and Lions faced each other in Boca Raton, playing to an 11-1 run-rule win for FGCU. In that game, Avery Viancos went 4-for-4 scoring three runs and driving in two more.



2025 SOFTBALL ROSTER

ALPHABETICAL ROSTER

32.....	Maria Angelino	INF
10.....	Lauren Archambault	INF
24.....	Victoria Ash.....	RHP
20.....	Kalista Birkenstock	OF
2.....	Olivia Black	OF
12.....	Emily Chiarella.....	OF
88.....	Alexis Cowles.....	C
3.....	McKenzie Cox.....	INF
42.....	Annalyn Duncan	INF
13.....	Camryn Feast.....	OF
8.....	Leslie Flaherty.....	C
18.....	Nikki Gibson	OF
23.....	Reese Gill.....	RHP
6.....	Kelsey Joiner	1B/OF
9.....	Kate Maston.....	1B/OF
17.....	Tiffany Meek.....	INF
14.....	Ana Richiez	1B/LHP
16.....	Elana Roush	RHP
1.....	Allison Sparkman.....	RHP
25.....	Maddox Thomas.....	C
4.....	Avery Viancos.....	OF
11.....	Kendall Wylie	1B/RHP
5.....	Sophie Wylie.....	INF

NUMERICAL ROSTER

1.....	Allison Sparkman.....	RHP
2.....	Olivia Black	OF
3.....	McKenzie Cox.....	INF
4.....	Avery Viancos.....	OF
5.....	Sophie Wylie.....	INF
6.....	Kelsey Joiner	1B/OF
8.....	Leslie Flaherty.....	C
9.....	Kate Maston.....	1B/OF
10.....	Lauren Archambault.....	INF
11.....	Kendall Wylie	1B/RHP
12.....	Emily Chiarella.....	OF
13.....	Camryn Feast.....	OF
14.....	Ana Richiez	1B/LHP
16.....	Elana Roush	RHP
17.....	Tiffany Meek.....	INF
18.....	Nikki Gibson	INF
20.....	Kalista Birkenstock	OF
23.....	Reese Gill.....	RHP
24.....	Victoria Ash.....	RHP
25.....	Maddox Thomas.....	C
32.....	Maria Angelino	INF
42.....	Annalyn Duncan	INF
88.....	Alexis Cowles.....	C

POSITIONAL ROSTER

6.....	Kelsey Joiner	1B/OF
9.....	Kate Maston.....	1B/OF
8.....	Leslie Flaherty.....	C
25.....	Maddox Thomas.....	C
88.....	Alexis Cowles.....	C
3.....	McKenzie Cox.....	INF
5.....	Sophie Wylie.....	INF
10.....	Lauren Archambault.....	INF
17.....	Tiffany Meek.....	INF
18.....	Nikki Gibson	INF
32.....	Maria Angelino	INF
42.....	Annalyn Duncan	INF
2.....	Olivia Black	OF
4.....	Avery Viancos.....	OF
12.....	Emily Chiarella.....	OF
13.....	Camryn Feast.....	OF
20.....	Kalista Birkenstock	OF
1.....	Allison Sparkman.....	RHP
16.....	Elana Roush	RHP
23.....	Reese Gill.....	RHP
24.....	Victoria Ash.....	RHP
11.....	Kendall Wylie	RHP/1B
14.....	Ana Richiez	LHP/1B

ROSTER BY CLASS

GRADUATE STUDENT (1)

Maria Angelino

SENIOR (1)

Avery Viancos

JUNIOR (5)

Olivia Black
Emily Chiarella
Tiffany Meek
Nikki Gibson
Maddox Thomas

SOPHOMORE (8)

Allison Sparkman
Sophie Wylie
Kendall Wylie
Camryn Feast
Ana Richiez
Victoria Ash
Annalyn Duncan
Alexis Cowles

FRESHMAN (8)

McKenzie Cox
Kelsey Joiner
Leslie Flaherty
Kate Maston
Lauren Archambault
Elana Roush
Kalista Birkenstock
Reese Gill

PRONUNCIATION GUIDE

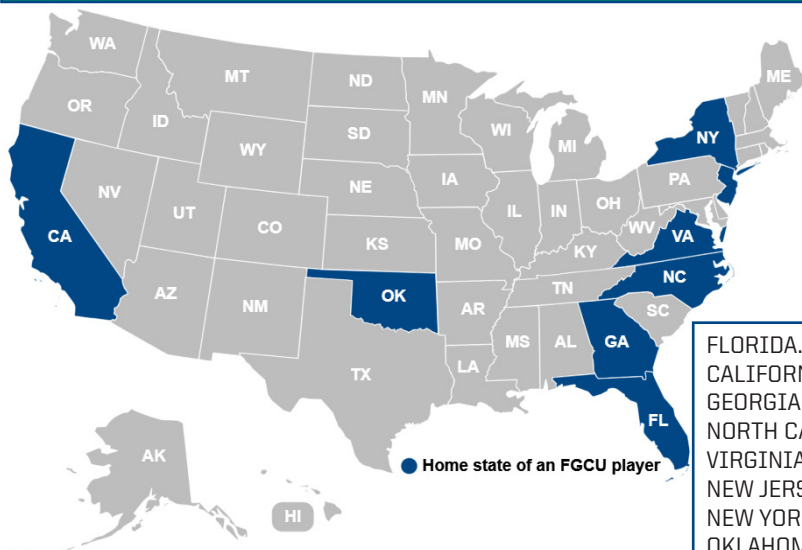
Avery Viancos.....	Vee-ahn-cos
Leslie Flaherty	Flair-itty
Lauren Archambault	Arr-shim-bow
Emily Chiarella	Shuh-reh-luh
Ana Richiez.....	Rih-chee-ehz
Elana Roush	Ee-lah-nuh Row-shh
Kalista Birkenstock	Kuh-list-uh
Alexis Cowles	Coals
David Deiros.....	Day-ros
Cortney Radke	Rad-key
Kendall and Sophie Wylie.....	Y-Lee

COACHING STAFF

David Deiros (Head Coach)
23rd season
Cat Clifford (Assistant Coach)
2nd season
Cortney Radke (Assistant Coach)
2nd season



ROSTER BY STATE



FLORIDA.....	16
CALIFORNIA.....	1
GEORGIA.....	1
NORTH CAROLINA.....	1
VIRGINIA	1
NEW JERSEY.....	1
NEW YORK.....	1
OKLAHOMA.....	1

BROADCAST GUIDE



#1 Allison Sparkman
RHP / 5'4" / Sophomore
Canton, Ga.



#2 Olivia Black
OF / 5'4" / Junior
Fort Pierce, Fla.



#3 McKenzie Cox
INF / 5'7" / Freshman
Geneva, Fla.



#4 Avery Viancos
OF / 5'7" / Senior
Orlando, Fla.



#5 Sophie Wylie
INF / 5'8" / Sophomore
Miami, Fla.



#6 Kelsey Joiner
1B/OF / 5'7" / Freshman
El Dorado Hills, Calif.



#8 Leslie Flaherty
C / 5'7" / Freshman
Metuchen, N.J.



#9 Kate Maston
1B/OF / 5'8" / Freshman
Coral Springs, Fla.



#10 Lauren Archambault
INF / 5'8" / Freshman
Apex, N.C.



#11 Kendall Wylie
RHP/1B / 5'10" / Sophomore
Cape Coral, Fla.



#12 Emily Chiarella
OF / 5'10" / Junior
Lutz, Fla.



#13 Camryn Feast
OF / 5'5" / Sophomore
Fort Myers, Fla.



#14 Ana Richiez
LHP/1B / 5'9" / Sophomore
Miami, Fla.



#16 Elana Roush
RHP / 5'3" / Freshman
Brandon, Fla.



#17 Tiffany Meek
INF / 5'10" / Junior
Palm Beach Gardens, Fla.



#18 Nikki Gibson
INF / 5'10" / Junior
Yorktown, Va.



#20 Kalista Birkenstock
OF / 5'3" / Freshman
Marlboro, N.Y.



#23 Reese Gill
RHP / 5'9" / Freshman
Naples, Fla.



#24 Victoria Ash
RHP / 5'6" / Sophomore
Lehigh Acres, Fla.



#25 Maddox Thomas
C / 5'3" / Junior
Claremore, Okla.



#32 Maria Angelino
INF / 5'5" / Graduate
Fort Myers, Fla.



#42 Annalyn Duncan
INF / 5'8" / Sophomore
DeBary, Fla.



#88 Alexis Cowles
C / 5'10" / Sophomore
Tampa, Fla.

PRONUNCIATION GUIDE

Avery Viancos.....Vee-ahn-cos
Leslie Flaherty.....Flair-itty
Lauren Archambault.....Arr-shim-bow
Emily Chiarella.....Shuh-reh-luh
Ana Richiez.....Rih-chee-ehz
Elana Roush.....Ee-lah-nuh Row-shh
Kalista Birkenstock.....Kuh-list-uh
Alexis Cowles.....Coals
David Deiros.....Day-ros
Cortney Radke.....Rad-key
Kendall and Sophie Wylie.....Y-Lee

COACHING STAFF

David Deiros (Head Coach).....23rd season
Cat Clifford (Assistant Coach).....2nd season
Cortney Radke (Assistant Coach).....2nd season

WHO WE ARE

PREFERRED REFERENCE

FGCU, FGCU Eagles

ALSO ACCEPTABLE

Florida Gulf Coast, Florida Gulf Coast Eagles, Florida Gulf Coast University, Florida Gulf Coast University Eagles, Green and Blue, Eagles

DO NOT USE

Gulf Coast, GC, Fla. Gulf Coast, Fla. Gulf Cst, FL GLF CST, Lady Eagles, FGC University, UFGC, University of Florida Gulf Coast

SEASON LEADERS

Player

At Bats.....Tiffany Meek, Avery Viancos (26)
Runs Scored.....Tiffany Meek (7)
Hits.....Tiffany Meek, Emily Chiarella, Avery Viancos (10)
RBI.....Maddox Thomas (7)
Doubles.....Maddox Thomas (3)
Triples.....Tiffany Meek, Nikki Gibson (1)
Home Runs.....Ana Richiez, Kendall Wylie (1)
Walks.....Nikki Gibson (7)
Strikeouts (batters).....Nikki Gibson, Ana Richiez (5)
Stolen Bases.....Tiffany Meek (4)
Caught Stealing.....Avery Viancos (2)
ERA.....Allison Sparkman (1.70)
WHIP.....Allison Sparkman (1.18)
Walks Allowed.....Victoria Ash (12)
Strikeouts (pitchers).....Allison Sparkman (18)
Hits Allowed.....Victoria Ash (31)
Doubles Allowed.....Allison Sparkman (5)
Triples Allowed.....Ana Richiez (1)
Home Runs Allowed.....Ana Richiez (3)

Game

Runs Scored.....vs. LIU 2/8 (9)
Hits.....vs. LIU 2/8 (12)
Doubles.....vs. Seton Hall 2/14 (2)
Triples.....vs. LIU 2/8 (2)
Home Runs.....vs. Boston College 2/7 & LIU 2/8 (1)
Walks.....vs. Boston College 2/6 & @ USF 2/12 (4)
Strikeouts (batters).....vs. Omaha 2/16 (11)
Stolen bases.....vs. LIU 2/8 (5)
Innings Pitched.....5X most recently vs. Wisc 2/14 (7)
Earned Runs.....@ USF 2/12 (10)
Strikeouts (pitchers).....vs. Indiana State 2/7 (8)
Hits Allowed.....@USF 2/12 (13)
Doubles Allowed.....5X most recently @ USF 2/12 (2)
Triples Allowed.....vs. BU 2/9 (1)
Home Runs Allowed.....vs. Seton Hall 2/14 (2)
Errors.....vs. Boston College 2/6 (3)
Double plays turned.....vs. Boston College 2/6 (2)



GET TO KNOW THE TEAM

1 ALLISON SPARKMAN

ERA	OBA	WHIP
1.70	.234	1.18
IP	K	CG
33.0	18	2

2 OLIVIA BLACK

AVG	OBP	SLUG
.133	.129	.133
SB	RBI	R
3	1	4

3 MCKENZIE COX

AVG	OBP	SLUG
.000	.000	.000
GP	R	SB
3	2	0

4 AVERY VIANCOS

AVG	OBP	SLUG
.278	.341	.278
SB	RBI	R
2	3	3

5 SOPHIE WYLIE

AVG	OBP	SLUG
.235	.316	.235
BB	RBI	TB
2	4	4

6 KELSEY JOINER

AVG	OBP	SLUG
.000	.000	.000
GP	AB	SH
7	1	1

8 LESLIE FLAHERTY

AVG	OBP	SLUG
.167	.231	.250
GS	RBI	2B
5	2	1

9 KATE MASTON

AVG	OBP	SLUG
.000	.000	.000
AB	GP	SO
5	4	2

10 LAUREN ARCHAMBAULT

AVG	OBP	SLUG
.000	.143	.000
BB	GP	XBH
1	5	0

11 KENDALL WYLIE

ERA	OBA	WHIP
7.64	.375	2.45
AVG	OBP	SLUG
.400	.385	.700

12 EMILY CHIARELLA

AVG	OBP	SLUG
.294	.294	.294
SB	AB	R
3	34	4

13 CAMRYN FEAST

AVG	OBP	SLUG
.000	.083	.000
GP	AB	BB
7	11	1

SPORTS MENTOR Avery Viancos
FAVORITE SPORTS MEMORY Winning the 2024 ASUN tournament
PREGAME SUPERSTITION Tiger Balm, energy drinks, and EDM music

FAVORITE FOOD Sushi
FAVORITE SPORTS MEMORY Playing in the NCAA Regionals
HIDDEN TALENT Can talk in Donald Duck's voice

FAVORITE MOVIE Gone with the Wind
SUPERSTITION Must listen to music pregame and drink an energy drink
FAVORITE FOOD Steak

SPORTS MENTOR Fred Viancos
SUPERSTITION Does her hair the same way every game
HIDDEN TALENT Plays guitar and flute

FAVORITE FOOD Queso
FAVORITE MOVIE Kung-Fu Panda
SPORTS IDOL Shaq
HIDDEN TALENT Juggling
WANTS TO MEET Pitbull

SUPERSTITION Visualization before games
MENTOR Mom and Dad
HIDDEN TALENT Photography and Art

FAVORITE MOVIE Pitch Perfect 2
SUPERSTITION Sings and dances with teammate to stay loose
HIDDEN TALENT Juggling
FAVORITE FOOD Steak

FAVORITE MOVIES Step Brothers
SPORTS MENTOR Her dad
FAVORITE SONG Overseas by Ken Carson
FAVORITE FOOD Steak

FAVORITE SONG Strawberry Wine by Noah Kahan
FAVORITE FOOD Cookies
FAVORITE MOVIE Mama Mia
HIDDEN TALENT Doing Hair

SUPERSTITION The night before a game she eats something green to make her stronger
FAVORITE SONG Love Story by Taylor Swift

SUPERSTITION Whenever she gets out, she gets a new piece of gum
SPORTS IDOL Ilona Maher
FAVORITE SONG Guilty as Sin? by Taylor Swift

SPORTS MENTOR Her parents
FAVORITE FOOD Sushi
SUPERSTITION Texts her dad before every game
FAVORITE SONG Ivy by Frank Ocean

14 ANA RICHIEZ

ERA	OBA	WHIP
7.64	.338	2.25
AVG	OBP	SLUG
.292	.393	.417

16 ELANA ROUSH

ERA	OBA	WHIP
10.50	.300	3.38
IP	K	CG
2.2	2	0

17 TIFFANY MEEK

AVG	OBP	SLUG
.278	.350	.389
SB	R	XBH
4	7	3

18 NIKKI GIBSON

AVG	OBP	SLUG
.276	.417	.345
SB	RBI	3B
2	4	1

20 KALISTA BIRKENSTOCK

AVG	OBP	SLUG
.500	.500	.500
SB	GP	AB
4	8	6

23 REESE GILL

ERA	OBA	WHIP
0.00	.000	0.00
IP	K	CG
0	0	0

24 VICTORIA ASH

ERA	OBA	WHIP
4.78	.304	1.63
IP	K	CG
26.1	12	1

25 MADDOX THOMAS

AVG	OBP	SLUG
.308	.387	.423
SB	RBI	AB
1	8	26

32 MARIA ANGELINO

AVG	OBP	SLUG
.267	.353	.267
BB	HBP	SO
1	1	3

42 ANNALYN DUNCAN

AVG	OBP	SLUG
.000	.000	.000
SB	RBI	XBH
0	0	0

88 ALEXIS COWLES

AVG	OBP	SLUG
.200	.200	.400
GP	TB	XBH
3	2	1

FAVORITE MOVIE Courageous
FAVORITE SPORTS MEMORY Winning states her sophomore year of high school in 2021
FAVORITE FOOD Steak

FAVORITE FOOD Chicken tenders
SPORTS MENTOR Her Dad
HIDDEN TALENT Can wiggle her ears
SUPERSTITION Get PDQ before every game

SPORTS MENTOR CC (Assistant Coach Cat Clifford)
FAVORITE SPORTS MEMORY Winning the ASUN Championship
FAVORITE SONG She Wolf by Shakira

FAVORITE SPORTS MEMORY Winning the ASUN Championship
SPORTS MENTOR Her dad
SUPERSTITION Tiffany Meek does her hair bubbles

FAVORITE FOOD Sushi
FAVORITE SONG Back to December by Taylor Swift
SUPERSTITION Doesn't eat anything too heavy so she can run fast

FAVORITE FOOD Mac 'N Cheese
SPORTS IDOL Jennie Finch
SUPERSTITION Must wear a bow
WHY FGCU Because she wants to represent her hometown team

FAVORITE FOOD Spaghetti, specifically her mom's
SPORTS MENTOR Her dad
SUPERSTITION Puts on her left sock before her right sock

FAVORITE DRINK Mountain Dew
FAVORITE SPORTS MEMORY Hitting a walk-off grand slam in extras her junior year of high school
SPORTS MENTOR Mackenzie Thomas

FAVORITE FOOD Sushi
SPORTS MENTOR Jeff Stevens
FAVORITE SPORTS MEMORY Getting on No Context Softball for dancing during a rain delay

SPORTS MENTOR Stephanie Best
SUPERSTITION Listens to Eminem before every game
HIDDEN TALENT Can solve a Rubiks Cube

SUPERSTITION Always has a piece of gum to chew on
FAVORITE SPORTS MEMORY Her first home run bounced off the fence and got stuck in a palm tree

MOST COMMON ANSWERS

SPORTS MENTOR A family member (9) and Former or current coach (6)
FAVORITE FOOD Steak (5) and Sushi (5) FAVORITE SPORTS MEMORY Something involving the 2024 postseason run (4) and Winning High School State Championship (4) FAVORITE SONG A Taylor Swift song (3)

SITUATIONAL RECORD

At home.....	5-6
On road.....	0-2
Neutral.....	0-0
vs. Top 25 teams.....	0-0
When FGCU scores first.....	3-1
When opponent scores first.....	1-7
In extra innings.....	0-0
Games decided by 1 run	2-1
Games decided by 2 runs.....	2-1
Games decided by 3 runs	0-1
Games decided by 4 runs.....	0-1
Games decided by 5+ runs.....	1-4
FGCU scores 5 or fewer runs.....	3-8
FGCU scores 6 runs.....	1-0
FGCU scores 7 runs.....	0-0
FGCU scores 8 runs.....	0-0
FGCU scores 9 runs.....	1-0
FGCU scores 10+ runs	0-0
Opponent scores 5 or fewer runs.....	5-3
Opponent scores 6 runs.....	0-1
Opponent scores 7 runs	0-1
Opponent scores 8 runs.....	0-2
Opponent scores 9 runs.....	0-0
Opponent scores 10+ runs.....	0-1
FGCU shutouts.....	1
Shutouts against FGCU.....	2
FGCU walk-offs.....	1
Walk-offs against FGCU.....	1
Against lefty starter.....	0-2
Against righty starter.....	5-6
Leading, trailing, tied after 4.....	5-1, 0-6, 0-1
Leading, trailing, tied after 5.....	4-1, 0-6, 0-0
Leading, trailing, tied after 6.....	4-1, 0-5, 0-0
When FGCU hits a home run.....	2-0
No FGCU home runs	3-8
Opponent hits a home run.....	4-5
No opponent home runs	1-3
0 FGCU stolen bases	2-2
1 FGCU stolen bases	0-3
2 FGCU stolen bases.....	0-3
3+ FGCU stolen bases	3-0
No errors	1-4
One error	3-1
Two or more errors.....	1-3
Opponent no errors.....	1-7
Opponent one error.....	2-1
Opponent two or more errors.....	2-0
Out-hit opponent.....	4-0
Out-hit by opponent.....	1-8
Hits are tied	0-0
In Feb.....	5-8
In March.....	0-0
In April.....	0-0
In May.....	0-0
On Monday.....	0-0
On Tuesday.....	0-0
On Wednesday.....	0-2
On Thursday.....	0-1
On Friday.....	3-1
On Saturday	2-2
On Sunday.....	0-2

FGCUathletics.com

LAST TIME IT HAPPENED

LAST TIME FGCU...

No-Hitter (Six in Program History/Three in DI Era):

Feb. 12, 2005 - Palm Beach Atlantic - Kelly Powe (W, 5-0)
 Feb. 24, 2006 - Mercyhurst - Sarah Backe & Melissa Geissler (W, 3-0)
 Feb. 28, 2006 - Mercyhurst - Rachael Edinger & Sarah Backe (W, 7-0)
 Feb. 20, 2009 - Fairfield - Catherine McDaniel (W, 11-0, 5 inn.)
 Feb. 27, 2021 - FAMU - Marissa Mesimore (W, 8-0, 5 inn.)
 March 16, 2024 - Queens (N.C.) - Angelina Bonilla (W, 3-0)

Perfect Game: Never

1-Hit Shutout: March 16, 2024 - Queens (N.C.) - Allison Sparkman, Claire Maulding (W, 5-0)

Complete game Shutout: Feb 8, 2025 - LIU - Allison Sparkman (W, 9-0, 5 inn.)

Shutout: Feb 8, 2025 - LIU - Allison Sparkman (W, 9-0, 5 inn.)

Complete game W: Feb 14, 2025 - Wisconsin - Allison Sparkman (W, 3-1)

Hit for the Cylce: Never

Triple Play: Feb. 24, 2023 - Nikki Gibson & Kayleigh Roper (3-6 TP) **First in program history**
Win against a Ranked Opponent: March 8, 2024 - No. 16 Florida State (W, 3-1) **11th top-25**
win in DI era

Walk-off Win: Feb 8, 2025 - vs. LIU (W, 9-0, 5 inn.)

Walk-off Loss: March 12, 2025 - @ USF (L, 4-12, 5 inn.)

Extra inning Game: May 11, 2024 - vs. UNF (W, 7-6, 8 inn.) **In ASUN Championship Game**

10+ hit game: Feb 8, 2025 - vs. LIU (W, 9-0, 5 inn.)

15+ hit game: May 10, 2024 - vs. UNF (W, 11-5) **Eagles have had at least one 15+ hit game in each of the past 5 seasons**

Scored 10+ runs: May 10, 2024 - vs. UNF (W, 11-5)

Scored 15+ runs: March 26, 2022 - at Lipscomb (W, 16-5, 5 inn.)

Had a two home run game: May 11, 2023 - vs. Jacksonville State (W, 6-4)

Had a three home run game: April 20, 2022 - at Jacksonville (W, 7-3)

Had a four home run game: April 20, 2022 - at Jacksonville (W, 7-3)

Stole 5+ bases: Feb 8, 2025 - vs. LIU (W, 9-0, 5 inn.)

Stole 10+ bases: March 11, 2023 - vs. Saint Francis (W, 11-3, 6 inn.)

Drew 5+ walks: March 24, 2024 - at Jacksonville (W, 7-1)

Didn't strikeout the entire game: Feb 8, 2025 - vs. LIU (W, 9-0, 5 inn.)

Had 7+ strikeouts: May 3, 2024 - Kennesaw St. (L, 2-4, 8 inn.)

Had 10+ strikeouts: March 7, 2021 - vs. North Dakota (W, 2-1)

Won a run-rule game: Feb 8, 2025 - vs. LIU (W, 9-0, 5 inn.)

Lost a run-rule game: Feb 12, 2025 - @ USF (L, 4-12, 5 inn.)

LAST TIME AN FGCU PLAYER...

3+ hits in a game: May 18, 2024 - vs. South Alabama (L, 1-5) - Riley Oakes

4+ hits in a game: Feb. 23, 2024 - vs. Columbia (W, 11-1) - Avery Viancos

Had a multi home run game: March 6, 2022 - at UCF (L, 2-10, 5 inn.) - Cana Davis

Stole 3+ bases: April 27, 2024 - at Austin Peay (W, 8-3) - Avery Viancos

Drew 3+ walks: March 11, 2023 - vs. St. Francis (W, 11-3, 8 inn.) - Sam Leski

Drove in 3+ runs: May 10, 2024 - vs. UNF (W, 11-5) - Sophie Wylie, Meagan Ricks

Drove in 4+ runs: March 6, 2024 - Sacred Heart (W, 6-0) - Riley Oakes

Drove in 5+ runs: April 1, 2022 - Austin Peay (W, 6-0) - Meagan Ricks

Reached base safely in every plate appearance (min. 3 PA): Feb 8, 2025 - vs. LIU (W, 9-0, 5 inn.) - Tiffany Meek

Had a walk-off home run: Feb 8, 2025 - vs. LIU (W, 9-0, 5 inn.) - Kendall Wylie

Had a walk-off: Feb 8, 2025 - vs. LIU (W, 9-0, 5 inn.) - Kendall Wylie

Had 7+ strikeouts: May 13, 2024 - Kennesaw St. (L, 2-4, 8 inn.) - Angelina Bonilla (8 strikeouts)

Had 10+ strikeouts: March 7, 2021 - vs. North Dakota (W, 2-1) - Sarah Lawton (12 strikeouts)

Didn't walk anyone (min. 5 IP): Feb 8, 2025 - vs. LIU (W, 9-0, 5 inn.) - Allison Sparkman

Went on a 10+ game hitting streak: May 3, 2024 to Feb 7, 2025 - Nikki Gibson (12 games)

Went on a 15+ game hitting streak: Feb. 27, 2021 to March 27, 2021 - Johnneisha Rowe (18 games)

Reached base safely in 10+ games: May 3, 2024 (Currently Active) - Nikki Gibson (23 games)

Reached base safely in 15+ games: May 3, 2024 (Currently Active) - Nikki Gibson (23 games)

Reached base safely in 20+ games: May 3, 2024 (Currently Active) - Nikki Gibson (23 games)

Went 10+ innings without allowing an earned run: May 3, 2024 to May 8, 2024 - Angelina Bonilla (14 innings)

Went 15+ innings without allowing an earned run: Feb. 11, 2024 to March 3, 2024 - Allison Sparkman (21.2 innings)

Went 20+ innings without allowing an earned run: Feb. 11, 2024 to March 3, 2024 - Allison Sparkman (21.2 innings)

Batted over .350 (season): 2024 - Avery Viancos (.351)

On base percentage over .450 (season): 2022 - Cana Davis (.450)

Slugged over .650 (season): 2022 - Cana Davis (.763)

Hit over 10 home runs (season): 2022 - Cana Davis (13)

Had over 40 RBI (season): 2022 - Cana Davis (44)

EYE ON THE EAGLES

CHANGING THE BATTERY

The Eagles are coming into the season trying to figure out how to replace catcher Neely Peterson and pitcher Angelina Bonilla. Peterson was first team All-ASUN last year and owns the single-season and career records for opponent stolen base percentage. She was an intimidating force behind the plate. Only 36 base runners attempted to steal a base on her, the fewest of any regular ASUN catcher. Bonilla is one of 10 Eagles in the program's history to be named to an All-Conference team multiple times. She posted the second best single-season opponent batting average and eighth best single-season ERA in 2024. For her career, Bonilla had the fourth best ERA (2.71), third best OBA (.244) and second best K/7 (5.22) in FGCU's DI history.

NUCLEUS INTACT

FGCU returns six key players from the 2024 squad. Allison Sparkman was third team All-ASUN and All-Freshman team in 2024, finishing the season with the 28th best ERA in the country. Olivia Black comes back to Fort Myers to fortify a potent outfield. Black was tied for the team lead in stolen bases while reaching base safely in all but two ASUN games. Avery Viancos enters the season as the senior leader of the team. Viancos was second team All-ASUN and either scored or drove in every run at the NCAA Tournament. Emily Chiarella looks for a resurgent junior year. Chiarella was an All-Freshman team member in 2023 after leading the team in batting average. In 2024, she walked more than she struck out. Tiffany Meek provides stellar defense up the middle at second base. The ASUN All-Tournament team member recorded a hit in every game of the tournament. Meek also earned All-Freshman Team honors in 2023 while leading the team in conference batting average. Nikki Gibson broke out on to the stage in 2023, earning third team All-ASUN honors and ending the season with a 10-game hitting streak.

COACH DEIROS

The founding father of FGCU softball, David Deiros is in his 23rd and final

season as head coach. Hired in 2001 to build the program from the ground up, Deiros has since guided the Eagles to a 781-447-3 record, gone 205-128 in the ASUN, had 18 seasons with a winning record and 10 campaigns of 35+ wins in his first 22 seasons at the helm. Deiros has also led the Eagles to three ASUN regular season championships (2008, 2012, and 2016) and two ASUN tournament titles (2012 and 2024). In 2012, FGCU defeated No. 5 Florida in its first-ever NCAA Tournament appearance. Last season, FGCU took down #16 Florida State before going unbeaten in the ASUN tournament and beating FAU for their second NCAA Tournament win.

LAST ONE, BEST ONE

Head coach David Deiros announced on January 16 that he will be retiring from coaching and moving into an administrative leadership role at FGCU. Deiros' accomplishments are numerous. From starting the program from scratch, Deiros has turned FGCU into one of the ASUN's best programs. He has the conference record of 205 ASUN wins entering the 2025 season and his 781 total wins entering 2025 are the second most among current ASUN coaches. During his tenure, he has five ASUN championships, five ASUN players of the year, two ASUN pitchers of the year, two ASUN freshman of the year, two ASUN tourney MVPs, one ASUN defensive player of the year, 21 NFCA All-Region players and three NFCA All-American players. In the classroom, his program has received 17 ASUN All-Academic Team honors and has achieved a perfect 1000 academic performance rate in nine years, including the past six seasons.

PITCH PERFECT

FGCU pitching coach Cortney Radke has been a stalwart in Florida softball having pitched and coached at UNF and coached at USF prior to coming to FGCU. In her first season with the Eagles, her pitching staff had the 19th best ERA in the country and at one point during the 2024 campaign FGCU was the only team in DI with two pitchers with ERAs below one. While

ASUN Preseason Poll

1.	EKU (5) [^]	129
1.	FGCU (4) [*]	129
1.	North Florida (2) [*]	129
4.	Central Arkansas (1) [^]	108
5.	North Alabama [^]	97
6.	Jacksonville [*]	74
7.	Austin Peay [^]	71
8.	Queens [*]	50
9.	Lipscomb [^]	48
9.	Stetson [*]	48
11.	Bellarmine [^]	35
12.	West Georgia [*]	17

First place votes in parenthesis

^{*}Graphite division

[^]Gold division

helping with the pitching staffs at USF and UNF, low ERAs were the norm with USF ranking second in the American Conference in 2023 while the 2022 UNF staff had a 1.75 ERA, the sixth lowest ERA in the country.

THE CAT'S MEOW

Cat Clifford came to Fort Myers after serving as the head coach at Manhattan College. Clifford is primarily in charge of defensive development at FGCU. In her first season, she was in charge of the ASUN's most tested defense with 1790 chances, over 200 more than the next ASUN school. The Eagles had the most chances per game as the only team to eclipse 30 chances per game in 2024 at 30.339 chances per game.

PRESEASON HONORS

The preseason recognition for FGCU softball started on January 13 when DI Softball released their list of the top 100 players in the country. Allison Sparkman was ranked #91 on the list. The next day when the pitcher rankings were released, Sparkman was revealed as the 26th best pitcher in the country and the third best among mid major pitchers. On January 30, the conference released their preseason rankings with FGCU coming in at a three-way tie for first with ECU and fellow Graphite Division team North Florida. FGCU received the second-most first place votes with four. All three teams came in at 129 points, 21 points clear of the next

EYE ON THE EAGLES

best team. On the player side, Allison Sparkman and Avery Viancos were named to the Preseason All-ASUN Team. This is the first Preseason All-ASUN Team honor for the pair. Sparkman was third team All-ASUN last year and a unanimous selection to the freshman team. Vaincos was second team All-ASUN for the 2024 season.

SCHEDULE QUIRKS

The Eagles play a packed first half of the season with 32 games in 32 days from February 6 to March 10, the entire non-conference schedule. Following a four day break, FGCU returns on March 15 to start ASUN conference play with 24 games over 50 days. FGCU is the only ASUN team to complete its entire non-conference schedule before the conference slate starts.

BATTLE HARDENED

FGCU faced the second toughest non-conference schedule in 2024 among ASUN schools. The Eagles flew to success in those games as the only team with multiple RPI Top 50 wins in the conference and the best winning percentage among teams that played at least three games against RPI Top 50 teams.

FACING THE BEST

The Eagles don't shy away from facing the best teams in the country. In addition to averaging one game a day before the start of the conference slate, the Eagles will face two teams ranked nationally in major preseason polls. Florida (away, Feb 26) was ranked #2 in the ESPN.com/USA Softball preseason poll, receiving four first place votes and #3 in the NFCA/GoRout preseason Coaches Poll, receiving six first place votes. Florida State (away, Feb 27 and 28) was ranked #12 in the ESPN.com/USA Softball preseason poll and #9 in the NFCA/GoRout preseason Coaches Poll, the second highest ranked ACC school in both polls. Boston University (home, Feb 8 and 9) and Omaha received votes (home, Feb 15 and 16) in the ESPN.com/USA Softball preseason poll and the NFCA/GoRout preseason coaches poll. Boston and Omaha also received

Nearly half (14 of 32) of FGCU's non-conference slate is against RPI top 75 teams from 2024.

NCAA REMATCHES

FGCU plays 10 games against fellow 2024 NCAA Tournament teams during the non-conference schedule, 31.25% of games played. At home, the Eagles face Boston University (Feb 8 & 9), Omaha (Feb 15 & 16) and Saint Francis (March 4). On the road, the Green and Blue face UCF (Feb 21 & 23), Florida (Feb 26) and FSU (Feb 27 & 28).

HOME COOKING

For the second season in a row, FGCU does not leave Florida to play softball until the first series in April. Of the 56 regular season games the Eagles play in 2025, 50 are played in Florida or about 89.29% of all games. Every non-conference game is played in the Sunshine State.

HOSTING DUTIES

Southwest Florida is the place to be in February and March. Temperatures range from the low 60s to the high 70s on most days with clear, sunny skies. Fort Myers becomes a hot spot for college softball with three tournaments hosted by FGCU during those two months. This is the most of any ASUN school. Southwest Florida softball fans are treated to 34 games over 11 days featuring 11 teams from all over the country.

EAST COAST BIAS

Of the nine states south of New York City that border the Atlantic Ocean, six are the home state of an FGCU softball player. Starting in Virginia heading south, four of the five coastal states are represented on the FGCU roster.

NATIONAL APPEAL

In the past 4 seasons, FGCU's roster has gradually gotten more players from outside Florida going from 7.7% in 2021 to 8.3% in 2022 to 14.3% in 2023 to 19.25% in 2024. This year, 30.5% of the roster comes from outside of Florida as the brand expands nationally.

(INTER)NATIONALLY GREAT

Avery Viancos and Ana Richiez have

both played for national teams. Viancos played for the Chilean national team at the 2022 Basque Country International Cup in San Sebastian, Spain and 2023 Catalunya International Softball Cup in Barcelona, Spain. Richiez played for the Dominican Republic national team at the 2023 Central American and Caribbean Games hosted by San Salvador.

GOING WORLDWIDE

2024 standouts Angelina Bonilla and Neely Peterson went on to play professionally in Puerto Rico and Australia, respectively.

NEW EAGLES

Over half of the team (12 of 23) are new Eagles. Eight are freshman, three are DI transfers and one is a junior college transfer.

YOUTH MOVEMENT

The Eagles have more players in their freshman and sophomore classes (8 each) than the junior, senior and graduate classes combined (7).

FLY LIKE AN EAGLE

The key to success for the Eagles the past two seasons has been stealing an extra base. FGCU is the only team in the country over the past two seasons to steal more than 100 bases and get thrown out fewer than 25 times while being an RPI top 75 team.

STEALING WINS

The past two seasons have seen FGCU swipe many more bases. In 2023, the Eagles stole at least three bases in 16 games. In 2024, FGCU stole at least three bases in 17 games. During that stretch there was a 30 game winning streak when crossing the three stolen base threshold.

RUNNING EAGLES

FGCU made history on opening weekend, stealing the most bases in the history of the Kickoff Classic with 14 on the weekend.

GIB RHYMES WITH HIT

Nikki Gibson led the ASUN last season in non-conference batting average and ended the season on a 10-game hitting

EYE ON THE EAGLES

streak, with hits in 16 of her last 17 games and 21 of her last 23 games.

A FAMILY ON THE DIAMOND

Nikki Gibson and her brother, Trey, have found a home on the diamond. Nikki was third team All-ASUN in 2024, leading the team in non-conference batting average. Trey played at Liberty and was the 2021 ASUN Freshman of the Year while earning Freshman All-American recognition.

THE 100/100/100 CLUB

Kalista Birkenstock comes to FGCU in an elite club. She is one of only three players in her county in the past 25 years to steal 100 bases, score 100 runs and record 100 hits for her career. Birkenstock can add 50 walks and a batting average above .500 to her career high school accolades.

FABULOUS FRESHMAN

Emily Chiarella and Tiffany Meek earned ASUN All-Freshman Team honors in 2023. The pair were first and second in 2023 in batting average on FGCU.

FGCU'S SPARK

Sophomore Allison Sparkman's 2024 season was spinning circles around batters. She had 16 appearances of 4+ innings pitched, in 11 she allowed three or fewer hits. In those longer appearances, Sparkman had a 1.077 ERA and 1.031 WHIP.

SOUTHWEST FLORIDA PIPELINE

FGCU is Southwest Florida's hometown team. Five players on the softball team come from Southwest Florida. Camryn Feast, Victoria Ash and Kendall Wylie have been playing on the same travel ball team since they were 12 years old. Feast and Ash were high school teammates at Bishop Verot while Wylie played at North Fort Myers High School. Feast played her freshman year at FGCU with the trio being reunited for their sophomore years after Ash transferred in from Stetson and Wylie transferred in from Wofford.

HOMETOWN HERO

Maria Angelino was born and raised in Fort Myers playing for Fort Myers

High School as the team captain. Angelino played her undergrad career at Dartmouth, earning All-Ivy League Academic team honors every year they gave the award during her tenure. Angelino returned to Fort Myers and FGCU for her grad work at FGCU's top ranked Water School. In her second week as an Eagle, she hit a home run on the same field she grew up watching softball.

ACADEMIC EXCELLENCE

The student-athletes of FGCU softball have shown their excellence both on and off the field. In the classroom, Avery Viancos and Olivia Black were both All-ASUN Academic Team and CSC Academic All-District Team. Viancos graduated a year early with a 4.0 GPA in Psychology. Black graduated three semesters early with a degree in Forensic Studies carrying a 4.0 GPA and has been accepted into the master's program at FGCU in Forensic Studies with a concentration in Human Indemnity and Trauma Analysis.

A FEET OF PERSERVERANCE

Kate Maston was born with club feet and told she would never be an athlete or walk normally. She overcame these obstacles to become an All-State softball player and now a DI softball player at FGCU.

EAST TO WEST

Olivia Black and Tiffany Meek came to Fort Myers after playing on the same travel ball team since 2007. They teamed up on Gators Jackson on the east coast of the Sunshine State before both committing to FGCU, making the trip across Florida for college softball.

A FAMILIAR CHAMPION

Maddox Thomas transferred to FGCU from Indian River State College where she won the NJCAA National Championship on the same field the Eagles won the ASUN Tournament title.

LAYNE STRONG

Olivia Black has one extra step to her routine in the batter's box for her first at bat of every game. She draws the initials LC in front of her. It is a

reminder of her friend and teammate Layne Chesney who suffered third degree burns over more than 95% of her body. Chesney fought for 16 months after the burns before eventually succumbing to her injuries.

BET ON BLACK

Olivia Black is not just the FGCU leader in career stolen bases among active players but she also has a knack for getting on base. In 2024, Black had two separate streaks of reaching base 10+ consecutive games. She reached base safely in all but two ASUN games.

THE HOME OF MID MAJOR PITCHERS

In addition to FGCU's Allison Sparkman, who was ranked as the 26th best pitcher in the country by D1Softball, the Eagles hosted Boston University (Feb. 8 & 9) and Omaha (Feb. 15 & 16) featuring the ninth ranked pitcher (Kasey Ricard) and 10th ranked pitcher (Madia Groff) on D1Softball's list. Sparkman, Ricard and Groff are the only pitchers from mid major schools on the ranking.

GIBS-ON BASE

Nikki Gibson currently has a 23-game on base streak dating back to last year. Gibson has gotten on base in every game of the final regular season series of 2024, the 2024 ASUN Tournament, the 2024 NCAA Tournament, the 2025 Kickoff Classic and the midweek DH against USF and the 2025 Invitational. It is the longest on-base streak since Joneisha Rowe's 23 game streak in 2021.

2025 SEASON STATS

SEASON HIGHS/LOWS

Most runs (game)	9 (vs. LIU, 2/8)
Most runs (inning)	5 (vs. LIU, 2/8)
Most hits (game)	12 (vs. LIU, 2/8)
Fewest hits (game)	2 (vs. BU, 2/8)
Most hits (inning)	4 (Five times, most recently @ USF, 2/12)
Stolen bases (game)	5 (vs. LIU, 2/8)
Stolen bases (inning)	3 (vs. LIU, 2/8)
Most doubles (game)	2 (vs. Seton Hall, 2/14)
Most triples (game)	2 (vs. LIU, 2/8)
Most walks, batters (game)	4 (2X most recently @ USF, 2/12)
Most walks, pitchers (game)	7 (vs. Seton Hall, 2/14)
Most strikeouts, batters (game)	11 (vs. Omaha, 2/16)
Most strikeouts, pitchers (game)	8 (vs. Indiana State, 2/7)
Most errors (game)	3 (vs. BC, 2/6)
Most double plays (game)	2 (vs. BC, 2/6)
Scoreless innings, batters	12.2 (Currently Active, started 2/15)
Scoreless innings, pitchers (team)	11.1 (2/6-2/7)
Scoreless innngs, pitchers (player)	8.2 (Allison Sparkman 2/6-2/7)
Longest hitting streak	Nikki Gibson, 12 (5/3/24-2/7/25)
Longest on base streak. Nikki Gibson, 23 (Currently active, started 5/3/24)	
Longest game (7+ inn.)	2:28 (vs. BU 2/9, L 6-4)
Shortest game (7+ inn.)	1:45 (vs. Wisconsin, W 3-1)
Longest game (< 7 inn.)	2:00 (@ USF, L 4-12, 5 inn.)
Shortest game (< 7 inn.)	1:39 (vs. LIU, W 9-0, 5 inn.)
Largest margin in a win	9 runs (vs. LIU, W 9-0, 5 inn.)
Largest margin in a loss	8 runs (Twice most recent @ USF, L 4-12, 5 inn.)
Longest winning streak	3 (2/7-2/8)
Longest losing streak	4 (2/8-2/12)

MULTI HIT GAMES

PLAYER	2	3	4	5+	TOTAL
Tiffany Meek	3	0	0	0	3
Avery Viancos	3	0	0	0	3
Emily Chiarella	2	0	0	0	1
Ana Richiez	1	0	0	0	1
Maria Angelino	1	0	0	0	1
Nikki Gibson	1	0	0	0	1

MULTI RBI GAMES

PLAYER	2	3	4	5+	TOTAL
Maddox Thomas	2	0	0	0	2
Ana Richiez	2	0	0	0	2
Kendall Wylie	1	0	0	0	1
Sophie Wylie	1	0	0	0	1
Nikki Gibson	1	0	0	0	1
Leslie Flaherty	1	0	0	0	1

SCORES BY INNING

	1	2	3	4	5	6	7	Extra	Total
FGCU	10	5	8	6	5	2	3	0	39
Opponents	14	8	4	5	11	12	7	0	61

BATTING AVERAGE BY INNING

	1	2	3	4	5	6	7	Extra	Total
FGCU	.277	.234	.286	.304	.205	.135	.261	.000	.248
Opponents	.321	.333	.204	.309	.261	.289	.306	.000	.291

HITTING STREAKS

PLAYER	LONGEST	CURRENT
Nikki Gibson	12*	3
Avery Viancos	7*	3
Ana Richiez	4	0
Maddox Thomas	4	0
Emily Chiarella	4	1
Tiffany Meek	3	2
Kalista Birkenstock	3	3
Olivia Black	2	1
Maria Angelino	2	0
Sophie Wylie	2	0
Leslie Flaherty	2	0
Kendall Wylie	2	1

ON BASE STREAKS

PLAYER	LONGEST	CURRENT
Nikki Gibson	23*	23*
Maddox Thomas	7	2
Ana Richiez	5	1
Avery Viancos	4*	3
Maria Angelino	4	0
Emily Chiarella	4	1
Tiffany Meek	3	0
Sophie Wylie	3	0
Kendall Wylie	2	1

*Started in 2024



2024 SEASON STATS

SEASON HIGHS/LOWS

Most runs (game)	11 (Twice, vs. UNF 5/10, vs. Columbia 2/23)
Most runs (inning)	7 (vs. UNF 5/10)
Most hits (game)	15 (twice, vs. UNF 5/10, vs. UAB 3/13)
Fewest hits (game)	2 (thrice, most recently Florida 3/20)
Most hits (inning)	8 (vs. UNF 5/10)
Stolen bases (game)	7 (at Austin Peay 4/27)
Stolen bases (inning)	3 (thrice, most recently at Austin Peay 4/27)
Most doubles (game)	3 (twice, @ UNF 4/10, Georgetown 2/9)
Most triples (game)	2 (twice, @ Austin Peay 4/28, vs. Rhode Island 2/24)
Most walks, batters (game)	6 (Boston College 2/9)
Most walks, pitchers (game)	12 (Florida 3/20)
Most strikeouts, batters (game)	12 (twice, Boston College 2/8, 2/9)
Most strikeouts, pitchers (game)	9 (twice, UNA 4/6, MTSU 2/17)
Most errors (game)	5 (twice, UNF 5/11, Florida State 3/10)
Most double plays (game)	2 (thrice, most recently Kennesaw State 5/3)
Scoreless innings, batters	18.2 (2/10-2/16)
Scoreless innings, pitchers (team)	25.1 (3/13-3/20)
Scoreless innngs, pitchers (player)	Allison Sparkman (21.2, 2/11-3/3)
Longest hitting streak	Riley Oakes, 14 (4/14-5/11)
Longest on base streak	Riley Oakes, 14 (4/14-5/11)
Longest game (7+ inn.)	2:35 (vs. UNF 5/10, W 11-5)
Shortest game (7 inn.)	1:36 (USF 3/11, W 2-1)
Longest game (< 7 inn.)	1:59 (vs. Columbia 2/23, W 11-1, 6 inn.)
Shortest game (< 7 inn.)	1:18 (vs. Rhode Island, W 8-0, 5 inn.)
Largest margin in a win	10 runs (vs. Columbia 2/23, 11-1)
Largest margin in a loss	9 runs (Florida 3/20, 0-9)
Longest winning streak	5 (thrice, most recently from 5/4-5/11)
Longest losing streak	4 (twice, from 2/9-2/11 and 4/27-5/3)

MULTI HIT GAMES

PLAYER	2	3	4	5+	TOTAL
Riley Oakes	16	4	0	0	20
Avery Viancos	7	3	1	0	11
Neely Peterson	9	2	0	0	11
Nikki Gibson	7	2	0	0	9
Tiffany Meek	6	2	0	0	8
Olivia Black	5	1	0	0	6
Meagan Ricks	5	1	0	0	6
Emily Chiarella	3	0	0	0	3
McKenzie Wittenberg	2	0	0	0	2
Sophie Wylie	2	0	0	0	2
Sam Leski	1	0	0	0	1
Annalyn Duncan	1	0	0	0	1

MULTI RBI GAMES

PLAYER	2	3	4	5+	TOTAL
Neely Peterson	10	0	0	0	10
Meagan Ricks	3	2	0	0	5
Nikki Gibson	5	0	0	0	5
Riley Oakes	3	1	1	0	5
McKenzie Wittenberg	4	0	0	0	4
Olivia Black	2	1	0	0	3
Avery Viancos	2	0	0	0	2
Madison Carr	1	0	0	0	1
Sophie Wylie	0	1	0	0	1
Tiffany Meek	1	0	0	0	1
Sam Leski	0	1	0	0	1
Annalyn Duncan	1	0	0	0	1
Kayleigh Roper	1	0	0	0	1

SCORES BY INNING

	1	2	3	4	5	6	7	Extra	Total
FGCU	39	27	29	25	28	37	16	5	206
Opponents	32	19	19	29	28	18	18	8	171

BATTING AVERAGE BY INNING

	1	2	3	4	5	6	7	Extra	Total
FGCU	.274	.271	.245	.231	.260	.260	.270	.238	.259
Opponents	.271	.198	.223	.243	.248	.199	.182	.318	.229

HITTING STREAKS

PLAYER	LONGEST	SEASON ENDING
Riley Oakes	14	1
Olivia Black	12	
Nikki Gibson	10	10
Neely Peterson	10	
Avery Viancos	7	3
Sophie Wylie	6	
Madison Carr	5	
Tiffany Meek	5	1
Meagan Ricks	4	2
Emily Chiarella	4	
McKenzie Wittenberg	3	
Caridad Estes	3	
Annalyn Duncan	2	

ON BASE STREAKS

PLAYER	LONGEST	SEASON ENDING
Riley Oakes	14	1
Olivia Black	13	
Nikki Gibson	10	10
Neely Peterson	10	
Meagan Ricks	7	3
Avery Viancos	7	3
Sophie Wylie	7	
Tiffany Meek	6	1
Madison Carr	5	
Emily Chiarella	5	
Caridad Estes	5	
McKenzie Wittenberg	3	
Sam Leski	3	
Maria Angelino	2	
Annalyn Duncan	2	
Kayleigh Roper	2	



STAT LEADERS

2025 SEASON LEADERS

<u>BATTING AVERAGE</u>		<u>SLUGGING PERCENTAGE</u>		<u>RUNS SCORED</u>		<u>HITS</u>		<u>STOLEN BASES</u>	
1. Maddox Thomas	.308	1. Maddox Thomas	.423	1. Tiffany Meek	7	1. Tiffany Meek	10	1. Tiffany Meek	4
2. Emily Chiarella	.294	2. Ana Richiez	.417	2. Nikki Gibson	6	1. Emily Chairella	10	2. Emily Chiarella	3
3. Ana Richiez	.292	3. Tiffany Meek	.389	3. Three tied	4	1. Avery Viancos	10	2. Olivia Black	3
<u>DOUBLES</u>		<u>TRIPLES</u>		<u>HOME RUNS</u>		<u>RBI</u>		<u>WALKS</u>	
1. Maddox Thomas	3	1. Tiffany Meek	1	1. Ana Richiez	1	1. Maddox Thomas	8	1. Nikki Gibson	7
2. Tiffany Meek	2	1. Nikki Gibson	1	2.		2. Ana Richiez	5	2. Thomas/Meek	4
3.		2.	3.			3. Nikki Gibson	4	Viancos	
<u>TOTAL BASES</u>		<u>OBA</u>		<u>ERA</u>		<u>INNINGS PITCHED</u>		<u>STRIKEOUTS</u>	
1. Tiffany Meek	14	1. Allison Sparkman	.234	1. Allison Sparkman	1.70	1. Allison Sparkman	33.0	1. Allison Sparkman	18
2. Maddox Thomas	11	2. Victoria Ash	.304	2. Victoria Ash	4.78	2. Victoria Ash	26.1	2. Victoria Ash	12
3. Four tied	10	3. Ana Richiez	.338	3. Ana Richiez	7.64	3. Ana Richiez	14.2	3. Ana Richiez	6
<u>DOUBLES ALLOWED</u>		<u>TRIPLES ALLOWED</u>		<u>HOME RUNS ALLOWED</u>		<u>APPEARANCES</u>		<u>STARTS</u>	
1. Ana Richiez	3	1. Allison Sparkman	0	1. Allison Sprkman	0	1. Victoria Ash	8	1. Allison Sparkman	5
2. Victoria Ash	4	1. Victoria Ash	0	2. Victoria Ash	2	2. Allison Sparkman	7	1. Victoria Ash	5
3. Allison Sparkman	5	3. Ana Richiez	1	3. Ana Richiez	3	3. Ana Richiez	6	3. Ana Richiez	1

Among qualified players (Batters: 2 PA/G and 75% games played; Pitchers: 1 IP/G)

SINGLE GAME RECORDS (DI ERA)

HITTING

<u>RUNS SCORED</u>		<u>DOUBLES</u>	
1. 3/7/20 vs. Quinnipiac	24	1. 3/5/08 vs. Bethune-Cookman	7
2. 3/5/08 @ Bethune Cookman	23	5/6/16 at Jacksonville	7
3. 3/5/21 vs. South Dakota	21	3. 4/20/13 USC Upstate	6
4. 3/20/09 @ Jacksonville	20	2/13/09 vs. Georgetown	6
5. 3/20/09 @ Jacksonville	19	2/23/08 St. Bonaventure	6
6. 3/26/22 @ Lipscomb	16	6. 3/6/20 vs. Central Michigan	5
3/7/09 vs. Radford	16	4/22/18 @ Jacksonville	5
8. 5 times most recently at Kentucky (3/22/15)	15	3/3/17 vs. Providence	5
		2/15/09 @ FIU	5
		10. 16 times most recently at Stetson (5/1/2021)	4
<u>HITS</u>		<u>TRIPLES</u>	
1. 3/5/08 vs. Bethune Cookman	23	1. 3/7/20 vs. Quinnipiac	3
2. 3/5/21 vs. South Dakota	18	2/18/12 Boston College	3
3/7/20 vs. Quinnipiac	18	3/16/23 Chattanooga	3
3/20/09 @ Jacksonville	18	4. 21 times most recently vs. LIU (4/28/24)	
5. 3/26/22 @ Lipscomb	17		
6. 4/18/15 @ Kennesaw State	16		
7. 11 times most recently vs. North Florida (5/10/24)	15		
<u>STOLEN BASES</u>		<u>HOME RUNS</u>	
1. 3/11/24 vs. St. Francis	12	1. 3/7/20 vs. Quinnipiac	5
2. 3/30/13 Lipscomb	8	2. 4/30/22 @ Jacksonville	4
3. 4/27/24 @ Austin Peay	7	3/9/18 vs. Southern Utah	4
2/14/09 vs. St. John's	7	4/20/12 @ ETSU	4
5. 10 times most recently Stetson (4/20/24)	6	4/7/12 @ Belmont	4
		3/20/09 @ Jacksonville	4
		4/2/08 FIU	4
		3/29/08 @ Belmont	4
		3/18/08 LIU	4
		3/5/08 vs. Bethune-Cookman	4
<u>WALKS DRAWN</u>		<u>TOTAL BASES</u>	
1. 3/6/10 Villanova	14	1. 3/5/08 vs. Bethune-Cookman	42
2. 2/18/11 @ Georgetown	13	2. 3/7/20 vs. Quinnipiac	41
3. 4/20/08 Jacksonville	11	3. 3/20/09 at Jacksonville	35
3/13/13 Valparaiso	11	4. 3/7/09 vs. Radford	29
5. 4/23/09 Belmont	10	5. 3/20/09 vs. Jacksonville	28
2/20/09 @ Fairfield	10	6. 4/7/12 @ Belmont	27
7. 13 times most recently vs. Detroit on 2/13/15	9	7. 4/6/13 @ Mercer	26
		3/28/09 Dartmouth	26
		9. 4/21/12 USC Upstate	25
		3/8/08 @ Bethune-Cookman	25

PITCHING/DEFENSE

<u>INNINGS PITCHED</u>		<u>DOUBLES ALLOWED</u>	
1. 3/2/22 USF	11.0	1. 2/23/23 vs. Florida State	7
5/7/21 Stetson	11.0	2. 3/15/19 vs. LIU-Brooklyn	6
2/21/21 UCONN	11.0	4/18/15 at Kennesaw State	6
4/17/12 Jacksonville	11.0	4. 4/1/23 Austin Peay	5
5. 5/7/08 @ FIU	10.1	2/12/16 MTSU	5
6. 11 times most recently vs. ECU (5/9/24)	10.0	3/23/13 @ ETSU	5
		2/14/10 vs. Georgia Tech	5
		4/2/08 at FIU	5
		9. 12 times most recently @ Austin Peay (4/27/24)	4
<u>STRIKEOUTS</u>		<u>TRIPLES ALLOWED</u>	
1. 3/18/11 vs. Dartmouth	14	1. 4/9/22 @ Stetson	2
2. 2/13/20 Furman	13	3/14/17 Florida State	2
2/23/19 vs. UCONN	13	3/1/17 UCF	2
3/19/17 Cleveland State	13	4/23/16 FIU	2
4. 4/12/17 FAU	12	2/10/08 vs. Illinois	2
3/7/21 vs. North Dakota	12	6. 131 times most recently vs. BU (2/9/25)	1
7. 3/27/19 vs. USF	11		
4/11/18 Kennesaw State	11		
2/7/09 vs. UNCG	11		
2/9/08 vs. Memphis	11		
<u>WALKS ALLOWED</u>		<u>HOME RUNS ALLOWED</u>	
1. 3/28/15 @ Stetson	14	1. 3/22/14 @ USC Upstate	5
2. 3/20/24 Florida	12	2. 5/19/12 Florida	4
2/22/14 Arkansas	12	2/11/11 vs Florida	4
4. 3/19/13 Iowa St.	11	4. 14 times most recently at Stetson (4/10/22)	3
5. 4/4/18 FIU	10		
3/1/19 @ San Diego	10		
7. 2/16/22 Missouri	9		
5/2/19 Lipscomb	9		
9. 6 times most recently Lipscomb (5/4/17)	8		
<u>HITS ALLOWED</u>		<u>EARNED RUNS ALLOWED</u>	
1. 4/18/15 at Kennesaw State	18	1. 3/5/22 vs. South Carolina	13
2/25/11 Iowa	18	2/13/21 UCF	13
4/2/08 at FIU	18	3/15/17 Florida State	13
5. 5/3/24 Kennesaw State	16	4/2/08 @ FIU	13
3/6/22 vs. South Carolina	16	5. 3/6/22 vs. South Carolina	12
3/13/10 vs. New Mexico State	16	2/27/15 vs. Georgia State	12
6 times most recently Austin Peay (4/1/23)	15	7. 3/5/22 @ UCF	11
		2/7/15 Houston	11
		2/7/15 Alabama	11
		3/10/11 @ Arizona State	11

STAT LEADERS

2024 SEASON LEADERS

BATTING AVERAGE		SLUGGING PERCENTAGE		RUNS SCORED		HITS		STOLEN BASES	
1. Avery Viancos	.351	1. Neely Peterson	.448	1. Riley Oakes	27	1. Riley Oakes	65	1. Olivia Black	20
2. Nikki Gibson	.343	2. Riley Oakes	.435	1. Avery Viancos	27	2. Neely Peterson	49	1. Avery Viancos	20
3. Riley Oakes	.337	3. Avery Viancos	.412	3. Tiffany Meek	23	3. Nikki Gibson	48	3. Meagan Ricks	14
DOUBLES		TRIPLES		HOME RUNS		RBI		WALKS	
1. Neely Peterson	10	1. Riley Oakes	4	1. Neely Peterson	4	1. Neely Peterson	36	1. Meagan Ricks	17
2. Riley Oakes	8	2. Avery Viancos	3	2. Meagan Ricks	2	2. Nikki Gibson	24	2. Avery Viancos	15
3. Meagan Ricks	7	3. Olivia Black	2	3. Nikki Gibson	1	2. Riley Oakes	24	3. Tiffany Meek	13
TOTAL BASES		OBA		ERA		INNINGS PITCHED		STRIKEOUTS	
1. Riley Oakes	84	1. Angelina Bonilla	.205	1. Allison Sparkman	1.68	1. Angelina Bonilla	154.2	1. Angelina Bonilla	113
2. Neely Peterson	73	2. Allison Sparkman	.214	2. Angelina Bonilla	1.81	2. Allison Sparkman	104.1	2. Allison Sparkman	55
3. Nikki Gibson	54	3. Claire Maulding	.232	3. Claire Maulding	2.96	3. Claire Maulding	78.0	3. Claire Maulding	43
DOUBLES ALLOWED		TRIPLES ALLOWED		HOME RUNS ALLOWED		APPEARANCES		STARTS	
1. Allison Sparkman	7	1. Allison Sparkman	1	1. Allison Sparkman	1	1. Angelina Bonilla	40	1. Angelina Bonilla	20
2. Claire Maulding	10	2. Angelina Bonilla	3	2. Claire Maulding	4	2. Allison Sparkman	30	2. Allison Sparkman	16
3. Angelina Bonilla	18	3. Claire Maulding	4	3. Angelina Bonilla	6	3. Claire Maulding	28	3. Claire Maulding	13

Among qualified players (Batters: 2 PA/G and 75% games played; Pitchers: 1 IP/G)

ALL-TIME LEADERS (DI ERA)

CAREER RECORDS

BATTING AVERAGE (MIN 200 AB)		ERA (MIN 200 IP)	
1. Cheyenne Jenks (08-09)	.430	1. Riley Randolph (16-19)	1.56
2. Jonesha Rowe (20-21)	.388	2. Catherine McDaniel (09-11)	2.16
3. Kelsey Carpenter (12-15)	.359	3. Shelby Morgan (12-15)	2.33
4. Lauran Ziegler (09-10)	.356	4. Angelina Bonilla (21-24)	2.71
5. Courtney Platt (08-11)	.355	5. Marissa Mesimore (18-21)	2.72
6. Jessica Gary (08-10)	.340	6. Morgan Campen (08-12)	2.97
7. Kate Kelly (18-19)	.338	7. Amanda Josie (11-14)	3.05
8. Kelsey Huff (15-18)	.337	8. Ally Hulme (22-24)	3.14
9. Chelsea Zgrabik (12-14)	.333	9. Dana Frantz (08-09)	3.34
10. Jessica Paez (08-09)	.333	10. Kelci Breaux (10-11)	3.41
SLUGGING PERCENTAGE (MIN 200 AB)		OBA (MIN 200 IP)	
1. Cheyenne Jenks (08-09)	.861	1. Riley Randolph (16-19)	.214
2. Chelsea Zgrabik (12-14)	.658	2. Catherine McDaniel (09-11)	.244
3. Jessica Paez (08-09)	.613	3. Angelina Bonilla (21-24)	.244
4. Courtney Platt (08-11)	.602	4. Shelby Morgan (12-15)	.261
5. Kelsey Carpenter (12-15)	.574	5. Morgan Campen (08-12)	.261
6. Samantha Waldron (08-09)	.560	6. Marissa Mesimore (18-21)	.265
7. Racquel Fournet (16-19)	.516	7. Ally Hulme (22-24)	.266
8. Jessica Barnes (11-14)	.501	8. Amanda Josie (11-14)	.286
9. Tayli Filla (22-23)	.485	9. Dana Frantz (08-09)	.291
10. Louie Ross (12-16)	.448	10. Kelci Breaux (10-11)	.291
ON BASE PERCENTAGE (MIN 200 AB)		FEWEST BB/7 (MIN 200 IP)	
1. Cheyenne Jenks (08-09)	.554	1. Amanda Josie (11-14)	1.30
2. Courtney Platt (08-11)	.514	2. Riley Randolph (16-19)	1.42
3. Kelsey Carpenter (12-15)	.439	3. Catherine McDaniel (09-11)	1.49
4. Emily Lanier (11-14)	.432	4. Kelci Breaux (10-11)	1.95
5. Samantha Waldron (08-09)	.427	5. Shelby Morgan (12-15)	1.97
6. Jonesha Rowe (20-21)	.426	6. Dana Frantz (08-09)	2.00
7. Chelsea Zgrabik (12-14)	.422	7. Marissa Mesimore (18-21)	2.38
8. Lauran Ziegler (09-10)	.421	8. Morgan Campen (08-12)	2.53
9. Racquel Fournet (16-19)	.412	9. Taylor Wade (14-17)	2.82
10. Tori Williams (11-13)	.411	10. Angelina Bonilla (21-24)	2.84


STOLEN BASES		MOST K/7 (MIN 200 IP)	
1. Kelsey Huff (15-18)	97	1. Riley Randolph (16-19)	6.33
2. Jessica Barnes (11-14)	78	2. Angelina Bonilla (21-24)	5.22
3. Jessica Gary (08-10)	63	3. Catherine McDaniel (09-11)	5.12
4. Lauran Ziegler (09-10)	51	4. Kelci Breaux (10-11)	5.01
5. Jonesha Rowe (20-21)	49	5. Morgan Campen (08-12)	4.74
6. Olivia Black (23-24)	48	6. Ally Hulme (22-24)	4.28
7. Kelsey Carpenter (12-15)	43	7. Marissa Mesimore (18-21)	3.82
8. Natalie Lopez (15-18)	42	8. Shelby Morgan (12-15)	3.73
9. Avery Viancos (22-24)	41	9. Dana Frantz (08-09)	3.57
10. Carissa Licata (15-17)	35	10. Taylor Wade (14-17)	2.76

SINGLE SEASON RECORDS

BATTING AVERAGE (MIN 100 AB)		ERA (MIN 100 IP)	
1. Cheyenne Jenks (2009)	.473	1. Riley Randolph (2019)	1.10
2. Jessica Carter (2009)	.456	2. Riley Randolph (2016)	1.39
3. Courtney Platt (2009)	.437	3. Shelby Morgan (2012)	1.55
4. Kelsey Carpenter (2014)	.432	4. Catherine McDaniel (2011)	1.56
5. Carmen Paez (2008)	.425	5. Allison Sparkman (2024)	1.68
6. Cheyenne Jenks (2008)	.398	6. Riley Randolph (2018)	1.68
7. Louie Ross (2016)	.391	7. Marissa Mesimore (2019)	1.80
8. Lauran Ziegler (2009)	.388	8. Angelina Bonilla (2024)	1.81
9. Courtney Platt (2011)	.387	9. Catherine McDaniel (2009)	1.85
10. Kelsey Carpenter (2013)	.380	10. Sarah Lawton (2021)	1.95
SLUGGING PERCENTAGE (MIN 200 AB)		OBA (MIN 100 IP)	
1. Cheyenne Jenks (2009)	1.021	1. Riley Randolph (2019)	.190
2. Carmen Paez (2008)	.928	2. Angelina Bonilla (2024)	.205
3. Courtney Platt (2009)	.770	3. Sarah Lawton (2021)	.205
4. Cana Davis (2022)	.763	4. Riley Randolph (2018)	.207
5. Cheyenne Jenks (2008)	.738	5. Riley Randolph (2016)	.213
6. Chelsea Zgrabik (2013)	.713	6. Allison Sparkman (2024)	.214
7. Samantha Waldron (2009)	.695	7. Catherine McDaniel (2009)	.221
8. Courtney Platt (2011)	.679	8. Catherine McDaniel (2011)	.222
9. Jessica Carter (2009)	.678	9. Rachael Edinger (2008)	.225
10. Kelsey Carpenter (2013)	.677	10. Shelby Morgan (2012)	.229
ON BASE PERCENTAGE (MIN 200 AB)		FEWEST BB/7 (MIN 100 IP)	
1. Carmen Paez (2008)	.638	1. Riley Randolph (2019)	0.91
2. Cheyenne Jenks (2009)	.622	2. Rachael Edinger (2008)	0.99
3. Courtney Platt (2011)	.576	3. Amanda Josie (2014)	1.18
4. Courtney Platt (2009)	.563	4. Amanda Josie (2012)	1.23
5. Jessica Carter (2009)	.520	5. Dana Frantz (2008)	1.25
6. Kelsey Carpenter (2014)	.505	6. Sarah Lawton (2021)	1.30
7. Cheyenne Jenks (2008)	.494	7. Amanda Josie (2013)	1.37
8. Kelsey Carpenter (2013)	.490	8. Shelby Morgan (2014)	1.42
9. Courtney Platt (2010)	.475	9. Riley Randolph (2018)	1.51
10. Emily Lanier (2012)	.474	10. Riley Randolph (2017)	1.59

STOLEN BASES		MOST K/7 (MIN 100 IP)	
1. Jessica Gary (2008)	34	1. Riley Randolph (2019)	8.00
2. Jonesha Rowe (2021)	31	2. Rachael Edinger (2008)	6.68
3. Kelsey Huff (2017)	29	3. Riley Randolph (2018)	6.06
4. Jessica Barnes (2013)	27	4. Angelina Bonilla (2023)	5.99
5. Lauran Zeigler (2009)	26	5. Riley Randolph (2017)	5.77
6. Olivia Black (2023)	25	6. Morgan Campen (2008)	5.64
6. Lauran Zeigler (2010)	25	7. Catherine McDaniel (2009)	5.46
6. Kelsey Huff (2016)	25	8. Riley Randolph (2016)	5.33
6. Jessica Barnes (2012)	25	9. Shelby Morgan (2012)	5.16
10. Emily Chiarella (2023)	23	10. Angelina Bonilla (2024)	5.11

BOLD indicates current player



STARTERS BY POSITION

Date	Opponent	P	C	1B	2B	3B	SS	LF	CF	RF	DP
Feb. 6	Boston College	Sparkman (1)	Thomas (1)	Feast (1)	Meek (1)	Gibson (1)	Angelino (1)	Black (1)	Viancos (1)	Chiarella (1)	Richiez (1)
Feb. 7	Boston College	Ash (1)	Thomas (2)	Richiez (1)	Meek (2)	Gibson (2)	Angelino (2)	Black (2)	Viancos (2)	Chiarella (2)	Feast (1)
Feb. 7	Indiana State	Roush (1)	Flaherty (1)	Feast (2)	Meek (3)	Gibson (3)	Angelino (3)	Black (3)	Viancos (3)	Chiarella (3)	Richiez (2)
Feb. 8	LIU	Sparkman (2)	Thomas (3)	Richiez (2)	Meek (4)	Gibson (4)	Angelino (4)	Black (4)	Viancos (4)	Chiarella (4)	K Wylie (1)
Feb. 8	Boston University	Ash (2)	Flaherty (2)	Richiez (3)	Meek (5)	Gibson (5)	Angelino (5)	Black (5)	Viancos (5)	Chiarella (5)	K Wylie (2)
Feb. 9	Boston University	Sparkman (3)	Thomas (4)	Richiez (4)	Meek (6)	Gibson (6)	Angelino (6)	Black (6)	Viancos (6)	Chiarella (6)	K Wylie (3)
Feb. 12	@ USF	Roush (2)	Thomas (5)	Angelino (1)	Meek (7)	Gibson (7)	S Wylie (1)	Black (7)	Viancos (7)	Chiarella (7)	Richiez (3)
Feb. 12	@ USF	Ash (3)	Flaherty (3)	Angelino (2)	Meek (8)	Gibson (8)	S Wylie (2)	Black (8)	Viancos (8)	Chiarella (8)	Thomas (1)
Feb. 14	Wisconsin	Sparkman (4)	Thomas (6)	Richiez (5)	Meek (9)	Gibson (9)	S Wylie (3)	Black (9)	Viancos (9)	Chiarella (9)	K Wylie (4)
Feb. 14	Seton Hall	Ash (4)	Flaherty (4)	Richiez (6)	Meek (10)	Gibson (10)	S Wylie (4)	Black (10)	Viancos (10)	Chiarella (10)	Thomas (2)
Feb. 15	Wisconsin	Ash (5)	Flaherty (5)	Richiez (7)	Meek (11)	Gibson (11)	S Wylie (5)	Black (11)	Viancos (11)	Chiarella (11)	Thomas (3)
Feb. 15	Omaha	Richiez (1)	Thomas (7)	Angelino (3)	Meek (12)	Gibson (12)	S Wylie (6)	Black (12)	Viancos (12)	Chiarella (12)	Cowles (1)
Feb. 16	Omaha	Sparkman (5)	Thomas (8)	Angelino (4)	Meek (13)	Gibson (13)	S Wylie (7)	Black (13)	Viancos (13)	Chiarella (13)	Cowles (2)
Feb. 21	@ UCF										
Feb. 22	vs. Pitt										
Feb. 22	vs. Columbia										
Feb. 23	vs. Quinnipiac										
Feb. 23	@ UCF										
Feb. 26	@ Florida										
Feb. 27	@ Florida State										
Feb. 28	vs. Charleston										
Feb. 28	@ Florida State										
March 1	vs. Charleston										
March 1	vs. Mercer										
March 4	Saint Francis										
March 4	FIU										
March 7	Columbia										
March 7	Toledo										
March 8	Toledo										
March 8	Columbia										
March 10	Lehigh										
March 10	Lehigh										
March 15	Jacksonville										
March 15	Jacksonville										
March 16	Jacksonville										
March 22	@ Stetson										
March 22	@ Stetson										
March 23	@ Stetson										
March 29	West Georgia										
March 29	West Georgia										
March 30	West Georgia										
April 5	@ Queens										
April 5	@ Queens										
April 6	@ Queens										
April 12	@ Jacksonville										
April 12	@ Jacksonville										
April 13	@ Jacksonville										
April 18	Stetson										
April 18	Stetson										
April 19	Stetson										
April 26	@ West Georgia										
April 26	@ West Georgia										
April 27	@ West Georgia										
May 2	North Florida										
May 2	North Florida										
May 3	North Florida										

TIMES PLAYER STARTED AT EACH POSITION

P Allison Sparkman (5), Victoria Ash (5), Elana Roush (2), Ana Richiez (1)

C Maddox Thomas (8), Leslie Flaherty (5)

1B Ana Richiez (7), Maria Angelino (4), Camryn Feast (2)

2B Tiffany Meek (13)

3B Nikki Gibson (13)

SS Sophie Wylie (7), Maria Angelino (6)

LF Olivia Black (13)

CF Avery Viancos (13)

RF Emily Chiarella (13)

DP Kendall Wylie (4), Ana Richiez (3), Maddox Thomas (3), Alexis Cowles (2) Camryn Feast (1)

STARTERS BY BATTING ORDER

Date	Opponent	1	2	3	4	5	6	7	8	9
Feb. 6	Boston College	Black (1)	Meek (1)	Viancos (1)	Gibson (1)	Feast (1)	Chiarella (1)	Richiez (1)	Thomas (1)	Angelino (1)
Feb. 7	Boston College	Black (2)	Meek (2)	Viancos (2)	Gibson (2)	Richiez (1)	Chiarella (2)	Thomas (1)	Feast (1)	Angelino (2)
Feb. 7	Indiana State	Black (3)	Meek (3)	Viancos (3)	Richiez (1)	Gibson (1)	Chiarella (3)	Feast (1)	Flaherty (1)	Angelino (3)
Feb. 8	LIU	Black (4)	Meek (4)	Viancos (4)	Richiez (2)	Gibson (2)	Chiarella (4)	Thomas (2)	K Wylie (1)	Angelino (4)
Feb. 8	Boston University	Black (5)	Meek (5)	Viancos (5)	Richiez (3)	Gibson (3)	Chiarella (5)	K Wylie (1)	Flaherty (2)	Angelino (5)
Feb. 9	Boston University	Viancos (1)	Meek (6)	Richiez (1)	Gibson (3)	Thomas (1)	Chiarella (6)	K Wylie (2)	Angelino (1)	Black (1)
Feb. 12	@ USF	Viancos (2)	Meek (7)	Richiez (2)	Gibson (4)	Thomas (2)	Chiarella (7)	S Wylie (1)	Angelino (2)	Black (2)
Feb. 12	@ USF	Viancos (3)	Meek (8)	Thomas (1)	Gibson (5)	S Wylie (1)	Chiarella (8)	Flaherty (1)	Angelino (3)	Black (3)
Feb. 14	Wisconsin	Viancos (4)	Meek (9)	Richiez (3)	Thomas (1)	Gibson (4)	Chiarella (9)	S Wylie (2)	K Wylie (2)	Black (4)
Feb. 14	Seton Hall	Viancos (5)	Meek (10)	Richiez (4)	Thomas (2)	Gibson (5)	Chiarella (10)	S Wylie (3)	Flaherty (3)	Black (5)
Feb. 15	Wisconsin	Viancos (6)	Meek (11)	Richiez (5)	Thomas (3)	Gibson (6)	Chiarella (11)	Flaherty (2)	S Wylie (1)	Black (6)
Feb. 15	Omaha	Viancos (7)	Meek (12)	Cowles (1)	Thomas (4)	Gibson (7)	Chiarella (12)	S Wylie (4)	Black (1)	Angelino (6)
Feb. 16	Omaha	Viancos (8)	Meek (13)	Thomas (2)	Gibson (6)	Cowles (1)	Chiarella (13)	S Wylie (5)	Black (2)	Angelino (7)
Feb. 21	@ UCF									
Feb. 22	vs. Pitt									
Feb. 22	vs. Columbia									
Feb. 23	vs. Quinnipiac									
Feb. 23	@ UCF									
Feb. 26	@ Florida									
Feb. 27	@ Florida State									
Feb. 28	vs. Charleston									
Feb. 28	@ Florida State									
March 1	vs. Charleston									
March 1	vs. Mercer									
March 4	Saint Francis									
March 4	FIU									
March 7	Columbia									
March 7	Toledo									
March 8	Toledo									
March 8	Columbia									
March 10	Lehigh									
March 10	Lehigh									
March 15	Jacksonville									
March 15	Jacksonville									
March 16	Jacksonville									
March 22	@ Stetson									
March 22	@ Stetson									
March 23	@ Stetson									
March 29	West Georgia									
March 29	West Georgia									
March 30	West Georgia									
April 5	@ Queens									
April 5	@ Queens									
April 6	@ Queens									
April 12	@ Jacksonville									
April 12	@ Jacksonville									
April 13	@ Jacksonville									
April 18	Stetson									
April 18	Stetson									
April 19	Stetson									
April 26	@ West Georgia									
April 26	@ West Georgia									
April 27	@ West Georgia									
May 2	North Florida									
May 2	North Florida									
May 3	North Florida									

TIMES PLAYER STARTED AT EACH SPOT IN THE BATTING ORDER

1 Avery Viancos (8), Olivia Black (5)

2 Tiffany Meek (13)

3 Avery Viancos (5), Ana Richiez (5), Maddox Thomas (2), Alexis Cowles (1)

4 Nikki Gibson (6), Maddox Thomas (4) Ana Richiez (3)

5 Nikki Gibson (7), Maddox Thomas (2), Camryn Feast (1), Ana Richiez (1), Sophie Wylie (1), Alexis Cowles (1)

6 Emily Chiarella (13)

7 Sophie Wylie (5), Kendall Wylie (2), Leslie Flaherty (2), Maddox Thomas (2), Ana Richiez (1), Camryn Feast (1)

8 Leslie Flaherty (3), Maria Angelino (3), Olivia Black (2), Kendall Wylie (2), Maddox Thomas (1), Camryn Feast (1), Sophie Wylie (1)

9 Maria Angelino (7), Olivia Black (6)

GAME BY GAME HITTING RESULTS

Date	Opponent	AT-BATS	RUNS	HITS	RBI	DOUBLES	TRIPLES	HOME RUNS	WALKS	STOLEN BASES	AVG	OBP	SLG	OPS
Feb. 6	Boston College	23	1	5	1	0	0	0	4	1	.217	.321	.217	.540
Feb. 7	Boston College	25	6	6	6	0	0	1	3	3	.240	.321	.360	.681
Feb. 7	Indiana State	22	3	6	3	0	0	0	2	3	.273	.333	.273	.606
Feb. 8	LIU	23	9	12	7	0	2	1	1	5	.522	.500	.826	1.326
Feb. 8	Boston University	20	0	2	0	0	0	0	0	2	.100	.143	.100	.243
Feb. 9	Boston University	27	4	7	4	1	0	0	2	0	.259	.327	.296	.623
Feb. 12	@ USF	21	4	7	4	1	0	0	2	1	.333	.360	.381	.741
Feb. 12	@ USF	21	2	3	2	0	0	0	4	1	.143	.259	.143	.402
Feb. 14	Wisconsin	23	3	5	3	1	0	0	1	0	.217	.250	.261	.511
Feb. 14	Seton Hall	26	3	5	3	2	0	0	3	2	.192	.300	.269	.569
Feb. 15	Wisconsin	24	2	7	1	0	0	0	1	0	.292	.308	.292	.600
Feb. 15	Omaha	23	2	4	2	1	0	0	2	0	.174	.231	.217	.448
Feb. 16	Omaha	25	0	6	0	1	0	0	3	2	.240	.321	.280	.601
Feb. 21	@ UCF													
Feb. 22	vs. Pitt													
Feb. 22	vs. Columbia													
Feb. 23	vs. Quinnipiac													
Feb. 23	@ UCF													
Feb. 26	@ Florida													
Feb. 27	@ Florida State													
Feb. 28	vs. Charleston													
Feb. 28	@ Florida State													
March 1	vs. Charleston													
March 1	vs. Mercer													
March 4	Saint Francis													
March 4	FIU													
March 7	Columbia													
March 7	Toledo													
March 8	Toledo													
March 8	Columbia													
March 10	Lehigh													
March 10	Lehigh													
March 15	Jacksonville													
March 15	Jacksonville													
March 16	Jacksonville													
March 22	@ Stetson													
March 22	@ Stetson													
March 23	@ Stetson													
March 29	West Georgia													
March 29	West Georgia													
March 30	West Georgia													
April 5	@ Queens													
April 5	@ Queens													
April 6	@ Queens													
April 12	@ Jacksonville													
April 12	@ Jacksonville													
April 13	@ Jacksonville													
April 18	Stetson													
April 18	Stetson													
April 19	Stetson													
April 26	@ West Georgia													
April 26	@ West Georgia													
April 27	@ West Georgia													
May 2	North Florida													
May 2	North Florida													
May 3	North Florida													

BOLD indicates season high

GAME BY GAME PITCHING RESULTS

Date	Opponent	INNINGS PITCHED	HITS	EARNED RUNS	WALKS	STRIKEOUTS	DOUBLES	TRIPLES	HOME RUNS
Feb. 6	Boston College	7	7	1	0	3	1	0	0
Feb. 7	Boston College	7	9	4	4	4	2	0	0
Feb. 7	Indiana State	7	4	2	2	8	0	0	0
Feb. 8	LIU	5	2	0	0	4	0	0	0
Feb. 8	Boston University	6	11	8	2	3	1	0	0
Feb. 9	Boston University	7	10	6	5	2	2	1	0
Feb. 12	@ USF	5	13	10	6	1	2	0	1
Feb. 12	@ USF	6	4	4	4	3	2	0	0
Feb. 14	Wisconsin	7	3	1	2	2	1	0	0
Feb. 14	Seton Hall	7	7	7	7	3	1	0	2
Feb. 15	Wisconsin	7	6	1	5	2	0	0	1
Feb. 15	Omaha	7	11	6	1	2	2	0	1
Feb. 16	Omaha	7	12	5	3	4	1	0	0
Feb. 21	@ UCF								
Feb. 22	vs. Pitt								
Feb. 22	vs. Columbia								
Feb. 23	vs. Quinnipiac								
Feb. 23	@ UCF								
Feb. 26	@ Florida								
Feb. 27	@ Florida State								
Feb. 28	vs. Charleston								
Feb. 28	@ Florida State								
March 1	vs. Charleston								
March 1	vs. Mercer								
March 4	Saint Francis								
March 4	FIU								
March 7	Columbia								
March 7	Toledo								
March 8	Toledo								
March 8	Columbia								
March 10	Lehigh								
March 10	Lehigh								
March 15	Jacksonville								
March 15	Jacksonville								
March 16	Jacksonville								
March 22	@ Stetson								
March 22	@ Stetson								
March 23	@ Stetson								
March 29	West Georgia								
March 29	West Georgia								
March 30	West Georgia								
April 5	@ Queens								
April 5	@ Queens								
April 6	@ Queens								
April 12	@ Jacksonville								
April 12	@ Jacksonville								
April 13	@ Jacksonville								
April 18	Stetson								
April 18	Stetson								
April 19	Stetson								
April 26	@ West Georgia								
April 26	@ West Georgia								
April 27	@ West Georgia								
May 2	North Florida								
May 2	North Florida								
May 3	North Florida								

BOLD indicates season high

GAME BY GAME TEAM RESULTS

Date	Opponent	RESULT	STREAK	SCORE	INNING	OVERALL	CONFERENCE	PITCHER OF RECORD	ATTENDANCE	TIME
Feb. 6	Boston College	L	L1	2-1	7	0-1	0-0	Sparkman (0-1)	240	2:07
Feb. 7	Boston College	W	W1	6-4	7	1-1	0-0	Wylie (1-0)	610	2:03
Feb. 7	Indiana State	W	W2	3-2	7	2-1	0-0	Sparkman (1-1)	611	2:13
Feb. 8	LIU	W	W3	8-0	5	3-1	0-0	Sparkman (2-1)	307	1:39
Feb. 8	Boston University	L	L1	9-0	6	3-2	0-0	Ash (0-1)	410	1:44
Feb. 9	Boston University	L	L2	6-4	7	3-3	0-0	Richiez (0-1)	238	2:28
Feb. 12	@ USF	L	L3	12-4	6	3-4	0-0	Richiez (0-2)	476	2:00
Feb. 12	@ USF	L	L4	5-2	7	3-5	0-0	Ash (0-2)	737	1:55
Feb. 14	Wisconsin	W	W1	3-1	7	4-5	0-0	Sparkman (3-1)	310	1:45
Feb. 14	Seton Hall	L	L1	7-3	7	4-6	0-0	Ash (0-3)	310	2:06
Feb. 15	Wisconsin	W	W1	2-1	7	5-6	0-0	Ash (1-3)	310	2:02
Feb. 15	Omaha	L	L1	8-2	7	5-7	0-0	Richiez (0-3)	368	1:50
Feb. 16	Omaha	L	L2	5-0	7	5-8	0-0	Sparkman (3-2)	250	2:11
Feb. 21	@ UCF									
Feb. 22	vs. Pitt									
Feb. 22	vs. Columbia									
Feb. 23	vs. Quinnipiac									
Feb. 23	@ UCF									
Feb. 26	@ Florida									
Feb. 27	@ Florida State									
Feb. 28	vs. Charleston									
Feb. 28	@ Florida State									
March 1	vs. Charleston									
March 1	vs. Mercer									
March 4	Saint Francis									
March 4	FIU									
March 7	Columbia									
March 7	Toledo									
March 8	Toledo									
March 8	Columbia									
March 10	Lehigh									
March 10	Lehigh									
March 15	Jacksonville									
March 15	Jacksonville									
March 16	Jacksonville									
March 22	@ Stetson									
March 22	@ Stetson									
March 23	@ Stetson									
March 29	West Georgia									
March 29	West Georgia									
March 30	West Georgia									
April 5	@ Queens									
April 5	@ Queens									
April 6	@ Queens									
April 12	@ Jacksonville									
April 12	@ Jacksonville									
April 13	@ Jacksonville									
April 18	Stetson									
April 18	Stetson									
April 19	Stetson									
April 26	@ West Georgia									
April 26	@ West Georgia									
April 27	@ West Georgia									
May 2	North Florida									
May 2	North Florida									
May 3	North Florida									



#1 Allison Sparkman

5'4" | RHP | Sophomore | Canton, Ga.

2025 Highlights

- D1Softball Preseason D100 list (#91)
- Ranked #26 pitcher in the country (D1Softball)
- Preseason All-ASUN team

2024 Highlights

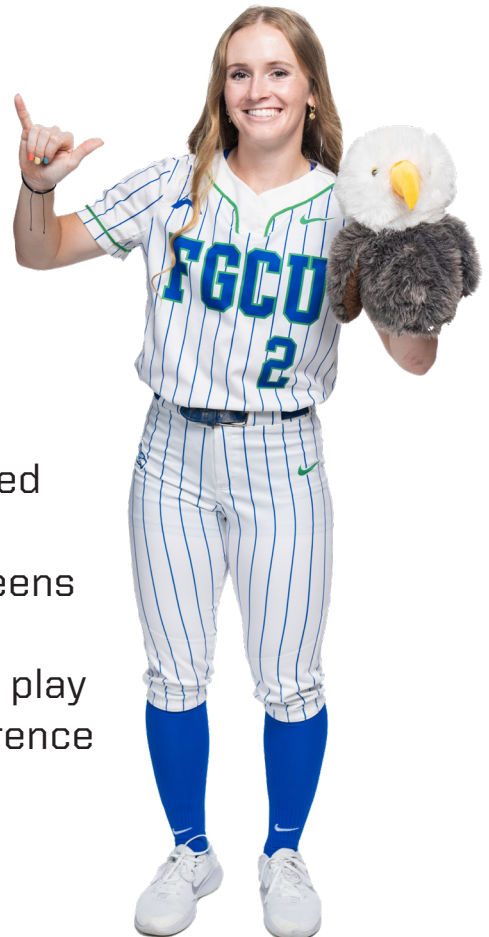
- Third Team All-ASUN and All-Freshman Team
- Ranked 28th nationally in ERA (1.68)
- Fifth-best single-season ERA, sixth-best single-season opponent batting average (.214) in D1 era
- 21.2 scoreless inning streak from 2/11-3/3
- Peaked at sixth nationally in ERA
- Only allowed nine XBH in 429 batters faced (2.098%)
- Didn't allow an XBH in April, streak spanned from March 30 until May 11

#2 Olivia Black

5'4" | OF | Junior | Fort Pierce, Fla.

2024 Highlights

- All-ASUN Academic Team and CSC Academic All-District Team
- Active leader in stolen bases
- Tied for team lead in stolen bases (20)
- Reached base safely in all but two ASUN games
- Went on 12-game hitting streak, 13-game reached base safely streak
- Reached base safely in every at bat against Queens (twice) and Stetson
- Led the ASUN in stolen bases (14) in conference play
- Led the team in batting average (.383) in conference play
- Scored go ahead run and swiped a bag in NCAA Tournament win





#4 Avery Viancos

5'7" | OF | Senior | Orlando, Fla.

2025 Highlights

- Preseason All-ASUN team

2024 Highlights

- Second team All-ASUN, All-ASUN Academic Team, CSC Academic All-District Team
- Led team in batting average (.351), OPS (.830), runs (27), on base percentage (.418) and steals (20)
- Scored or drove in every run at the NCAA Tournament
- Top 10 in the conference in batting average, on base percentage and steals
- Against Columbia (2/23) recorded a 4-for-4 game with three runs, two RBI, one walk and three stolen bases
- In the NCAA Tournament win, she posted a 3-for-4 game, with two RBI, one run, one triple and one stolen base

#12 Emily Chiarella

5'10" | OF | Junior | Lutz, Fla.

2024 Highlights

- Had 2-for-3 game in regular season finale against Kennesaw State (5/4)
- Stole six bases on six attempts
- Walked more than she struck out

Career Highlights

- ASUN All-Freshman team in 2023
- Led team in average (.314) and runs (34) in 2023
- Career 29-for-30 on stolen base attempts
- Went on 11-game hitting streak (4/8/2023-5/6/2023)
- Reached base safely in 15 consecutive games (4/8/2023-5/11/2023)
- Led team in multi-hit games (14) in 2023
- Second on team in stolen bases (23) in 2023
- Third on team in OBP (.353) in 2023





#17 Tiffany Meek

5'10" | OF | Junior | West Palm Beach, Fla.

2024 Highlights

- ASUN All-Tournament Team
- Recorded hit in every game of ASUN Tournament
- Went 2-for-3 in ASUN Tournament opener while making game clinching diving catch
- Drove in two and scored a run in ASUN Championship game
- Swiped two bags against South Alabama in the NCAA tournament
- Record two three-hit games (LIU, 2/10; USF, 3/11)

Career Highlights

- ASUN All-Freshman team in 2023
- Led team in conference batting average (.317) in 2023
- Second on team in average (.311) and OBP (.360) in 2023

#18 Nikki Gibson

5'10" | OF | Junior | Yorktown, Va.

2024 Highlights

- All-ASUN third team
- Ended season on 10-game hitting streak
- Led the ASUN in non-conference batting average
- Perfect 13-for-13 on stolen base attempts
- Second on team in batting average (.343), RBI (24) and OBP (.399)
- Third on team in hits (48) and total bases (54)
- Went 3-for-4 in ASUN tournament semifinal with two runs, two RBI and one walk
- Drove in four in the ASUN tournament including a multi-RBI game in the semifinal
- Second on team in multi RBI games (5)
- Belted home run against Central Michigan
- Batted over .400 through March 20



#3 McKenzie Cox

5'7" | INF | Freshman | Geneva, Fla.

High School Highlights

- Second team All-Conference
- Honor roll all four years
- Played at Winter Springs High School
- Varsity softball player and swimmer
- Played for Tampa Mustangs



#5 Sophie Wylie

5'8" | INF | Sophomore | Miami, Fla.

2024 Highlights

- Bases clearing double in ASUN semifinal against UNF (5/10)
- Multi hit games against Central Michigan (3/4) and Pitt (3/10)
- Six game hitting streak (5/3-5/10)
- Reached base safely in every game of the ASUN Tournament
- Scored game winning run at NCAA regional



#6 Kelsey Joiner

5'7" | 1B/OF | Freshman | El Dorado Hills, Calif.

High School Highlights

- Northern California State Champs (2023, 2024)
- Defensive player of the year (2023)
- Three-time honor roll
- Selected for Team USA Triple Crown International Challenge (2022, 2023, 2024)



#8 Leslie Flaherty

5'7" | C | Freshman | Metuchen, N.J.

High School Highlights

- Batted .448 and slugged .882 for her career with 125 RBI and 23 home runs
- First team All-County, All-Division, All-Area and All-Conference
- Member of National Honors Society, Spanish National Honors Society and Mathematics National Honors Society



#9 Kate Maston

5'8" | 1B/OF | Freshman | Coral Springs, Fla.

High School Highlights

- All-State and All-County
- Played at Coral Springs Charter High School
- Club team was Rock Gold
- Played baseball as well through her sophomore year
- Honor roll member



#10 Lauren Archambault

5'7" | INF | Freshman | Apex, N.C.

High School Highlights

- .415 batting average and .515 on base percentage
- School record holder for runs and second for hits
- Two-time all county and all-district
- Travel ball team was EC Bullets
- Attended Apex Friendship High School

#11 Kendall Wylie

5'10" | RHP/1B | Sophomore | Cape Coral, Fla.

Career Highlights

- Played at Wofford in 2024
- Pitched four innings with one earned run and three hits against George Mason (2/10)
- Finalist for Southwest Florida USA Today/News-Press softball player of the year in high school



#13 Camryn Feast

5'5" | OF | Sophomore | Fort Myers, Fla.

Career Highlights

- First collegiate hit was an RBI double against #4 Washington
- Two-time high school All-American
- Posted a .427 average with 35 hits her senior year in high school
- 3A Florida State Champion in 2021 at Academy of Holy Names
- High school teammate with Victoria Ash

#14 Ana Richiez

5'9" | LHP/1B | Sophomore | Miami, Fla.

Career Highlights

- Played at Alabama State in 2024
- Pitched a complete game against Mississippi Valley State allowing zero earned runs and striking out five
- 2021 6A FHSAA State Champion
- Two-time 6A All-State



#16 Elana Roush

5'3" | RHP | Freshman | Brandon, Fla.

High School Highlights

- Posted 1.91 career ERA, 743 strikeouts in 422 IP
- Pitched two no-hitters her senior year with 18 and 16 strikeouts against Lennard (4/1) and Chamberlain (4/15), respectively
- Didn't give up double or triple, career OBA of .173
- 5.38 K/BB ratio

#20 Kalista Birkenstock

5'3" | OF | Freshman | Marlboro, N.Y.

High School Highlights

- Part of 100/100/100 club with over 100 career hits, runs and stolen bases
- Career .504 batting average and 50 walks
- Class A 2024 New York state champion, going 2-for-3 with two runs and three stolen bases



#23 Reese Gill

5'9" | RHP | Freshman | Naples, Fla.

High School Highlights

- Owns Baron Collier High School career strikeout record (910)
- MVP her freshman year
- All-State first team
- Travel ball team was Tampa Mustangs
- 11.618 K/7

#24 Victoria Ash

5'6" | RHP | Sophomore | Lehigh Acres, Fla.

Career Highlights

- Played at Stetson in 2024
- Owns single game strikeout, single-season strikeout and career strikeout records at Bishop Verot
- Threw no hitter her freshman year of high school
- High school teammate with Camryn Feast



#25 Maddox Thomas

5'3" | C | Junior | Claremore, Okla.

Career Highlights

- Won NJCAA National Championship at Indian River State College in 2024
- Slashed .364/.411/.467 with 41 RBI at IRSC
- Hit .652 during her senior year of high school
- As a senior in high school, named to the Oklahoma Large East First Team All State Team as a catcher

#32 Maria Angelino

5'5" | INF | Graduate | Fort Myers, Fla.

Career Highlights

- Hit home run and triple in 2024
- All-Ivy League academic team every year the league gave out the award
- FSHAA 7A State Champion her sophomore year
- Team captain in high school
- Second team All-Area



#42 Annalyn Duncan

5'8" | INF | Sophomore | DeBary, Fla.

Career Highlights

- Reached base safely every time against UAB (3/13/24)
- Hit walk-off against UAB (3/13/24)
- First collegiate hit was a two-RBI single
- Went undefeated in her sophomore year of high school
- Scholar-athlete all four years of high school

#88 Alexis Cowles

5'10" | C | Sophomore | Tampa, Fla.

Career Highlights

- First team All-State and All-Conference her sophomore year
- 1.030 OPS her senior year
- Club team was Florida Impact
- Four-year varsity at Wharton High School
- Member of national honor society



2024 ASUN CHAMPIONS



Top Performers

Neely Peterson (MVP)

.875 OPS, three RBI, two runs, Walk-off homer

Allison Sparkman

12.2 IP, 0.55 ERA, 0.789 WHIP, 10 strikeouts, zero extra base hits allowed

Riley Oakes

.412 BA, .915 OPS, four runs, three RBI, three multi-hit games, At least one hit in every game

Angelina Bonilla

14.1 IP, 2.93 ERA, 1.60 WHIP, Two outings of 6+ IP and one or fewer earned runs

Nikki Gibson

.429 BA, .895 OPS, three runs, four RBI, At least one hit in every game, three hits in semifinal

Tiffany Meek

.385 BA, .890 OPS, three runs, two RBI, At least one hit in every game

The path to the 2024 ASUN Championship became clear for FGCU softball on March 3rd. It was the final series of the regular season. Coming into the series, the Eagles had a chance for the second seed and a double bye. FGCU dropped the series opening double-header against Kennesaw State removing them from contention for the double bye, but a single bye was still in reach.

Five more wins became the mantra for team. The first win came on March 4th against Kennesaw State on Senior Day. A win would earn a first-round bye for the Eagles and a spot in the double elimination round for the ASUN Tournament. Senior Angelina Bonilla stepped into the circle in what would be her final game in Fort Myers. Bonilla pitched a complete game with five strikeouts and zero runs allowed. The first inning started with senior Neely Peterson driving home fellow senior Riley Oakes before scoring herself. The Eagles would defeat the Owls 5-0. One win down.

FGCU secured the four seed in the ASUN tournament. After the 5-8 matchup, the Green and Blue awaited North Alabama. The Lions were putting Alivia Wilken in the circle who pitched 14 innings over two games in the regular season matchup, only allowing two runs and fewer than one

baserunner per inning. Oakes bucked the trend early getting the scoring going for the Eagles in the first with a double over the head of the left fielder, scoring Avery Viancos. Bonilla pitched six scoreless frames until the Lions broke through in the seventh to tie the game at one. Oakes returned to the plate, this time with two outs and extra innings looming. Oakes laced a ball into centerfield, scoring Viancos, a repeat of the first inning but this time for the walk-off. Two wins down.

The third game of the stretch came against Eastern Kentucky. The Colonels received a double bye as the one seed, posting a 21-3 conference record. Bonilla entered the circle for the second straight day. As she had done all year, she pitched magnificently, not allowing a hit through the first three innings. In the third, Oakes started the scoring with a single to drive in Olivia Black before eventually scoring herself. The fifth inning almost spelled catastrophe as an error allowed two to score and tie the game. Bonilla would get pulled in the next inning, giving way to Allison Sparkman. Sparkman went the next four innings, throwing no-hit softball and only allowing one baserunner. The Eagles broke through in the 10th with their trademark speed allowing Black to reach first as the winning run came across. Three wins down.

2024 ASUN CHAMPIONS

Next on the Eagles' path was the UNF Ospreys. This game was key for both teams as the winner of the game would stay in the winner's bracket and avoid having to play at least two games the following day. The Eagles came out inspired, putting up their highest scoring game all year with 11 on the scoreboard. The third inning produced seven runs, more than 51 games during the 2024 campaign. FGCU did it all in the inning, opening with an RBI single, followed by a squeeze play from the team's home run leader for an RBI, then a second RBI single followed by a hit by pitch for a run. The inning was capped off with a bases clearing double by Sophie Wylie. The seven runs would be enough to carry the Eagles to the 11-5 win. Four wins down.

The fifth game saw the Eagles in a rematch against the Ospreys. A win meant FGCU would be the ASUN tournament champions for just the second time in program history, a loss meant returning for a winner-take-all game early Sunday morning against UNF. The bats went wild to start the game. North Florida started with three runs in the top of the first which FGCU matched with five of their own. The Ospreys countered with three

more runs in the top of the second and the Eagles countered with one in the bottom half bringing the score even at six before UNF two-way star Allison Benning entered the circle. Benning shut down the Eagles for the next 6.1 innings, not allowing a hit, only allowing two to reach and striking out seven. This was all before first team All-ASUN performer Neely Peterson stepped up



to the plate in the top of the eighth. Peterson was leading off the inning, waiting for her pitch to get on base. She worked the count full. Benning left a

pitch right where Peterson could turn on it, driving it well over the 220-foot wall. Five wins down. Trophy held up. FGCU showed resilience that only true champions possess. The final two games saw 18 runs scored by the Eagles, the most in any two-game stretch all year. The seven run inning in the semifinal was the most all year. A pitcher went over four innings, allowing one earned run or less four times. The trophy was the reward.

Peterson was named ASUN Tournament MVP for her walk-off home run, defensive presence behind the plate and managing the pitching staff. Sparkman was named to the All-Tournament team after pitching 12.2 innings and only allowing one earned run. Bonilla also got the All-Tournament team nod for her multiple outings of more than six innings with zero earned runs. Oakes was the fourth Eagle named to the team with her clutch hitting and multiple multi hit games. Tiffany Meek rounded out the All-Tournament honors for her string of highlight reel defensive plays and getting a hit in every game. Next up was the selection show to find out where the Eagles would go for the NCAA Tournament.



2024 NCAA TOURNAMENT (GAINESVILLE REGIONAL)



Key Facts

- This was the second time FGCU Softball was in an NCAA Regional, both in Gainesville
- Just like the first time, the Eagles went 1-2 in the regional
- FGCU is now second among current ASUN members in NCAA tournament wins
- Avery Viancos either scored or drove in every run FGCU scored at the regional and recorded a hit in every game, batting .455
- Allison Sparkman pitched five full innings against Florida, four were no-hit innings
- Nikki Gibson got a hit in every game, ending the season on a 10-game hitting streak
- Riley Oakes capped the tournament with a three-hit game

After winning the ASUN Championship, the Eagles gathered to watch the selection show. The team began guessing who they'd be playing. Florida State! Duke! UCLA! Chattanooga! Mississippi State! Georgia! Missouri! Florida! The guesses were everywhere. With the team looking at the projector, they found out they were going to Gainesville to face Florida, the #4 national seed.

FGCU played the Gators earlier in the season in Fort Myers. Florida got the better of FGCU that day, ending the game in five innings, 9-0. Getting a win seemed insurmountable.

The Eagle turned to their freshman phenom, Allison Sparkman, to quell the Gators. Sparkman pitched five full innings, in four she did not allow a hit. She was pulled in the sixth with one out

on the board. To that point, Sparkman had only allowed two hits and two runs. The Gators would score four more in the bottom of the sixth and win 6-0.

FGCU returned to Gainesville for a rain delayed start to their second game. Many teams would have let the tension grow. The sisters of FGCU did not let that happen. Card games were played in the hotel lobby, the pool table was packed, and Nikki Gibson belted out Linger by The Cranberries on the bus ride to the field. The mood was elevated.

The Eagles' opponent on the day was FAU, with South Alabama waiting for the winner. The Eagles and Owls had faced each other earlier in the season, a 3-1 win for FAU in Boca Raton. This game was at a neutral site and Angelina Bonilla was in the circle. Things were different. FAU recorded two quick outs but squeaked out a run before the end of the inning, bringing the score to 1-0 for the Owls. Bonilla calmed the ship, retiring every batter in the second, third and fifth while only allowing one base runner in the fourth and sixth.

With only three hits through five innings, FGCU needed someone to come through. Avery Viancos was leading off for the Eagles. She laid down a bunt to third and beat the throw to first. Viancos' speed allowed her to swipe second. Neely Peterson brought her home. The Eagles were on the board.



2024 NCAA TOURNAMENT (GAINESVILLE REGIONAL)

Now tied at one in the seventh, the Green and Blue needed some offense to avoid extra innings. A pop out and a strikeout put the Eagles in an early



two out hole. Olivia Black worked a walk. The leading run was now on base. Sophie Wylie hit a shot to the shortstop but the Eagles fly too fast for anyone the throw them out. The leading run was in scoring position; the insurance run was on base.

Viancos stepped into the box. She waited, working herself into a hitter's count, 2-0, and tripled home Black and

Wylie. The Eagles now led 3-1. The Owls would get one more across with the insurance run proving necessary as FGCU secured the 3-2 win, their second NCAA tournament victory.

FGCU had to turn around immediately to play South Alabama who was waiting for the winners of the Eagles-Owls matchup. The Jaguars were rested and threw out their ace who pitched a complete game, only allowing one run. Viancos would score again for the Eagles, this time in the fifth inning. Riley Oakes added to her team leading 20th multi-hit game with three hits in the game, her fourth three-hit game. Ultimately, the Eagles season would end with a 5-1 loss to South Alabama.

The Eagles did something remarkable during the 2024 season. They won their second ASUN title and first in twelve years. They had two pitchers with ERAs below one at one point in the year, the only team to have that accomplishment at that time. They beat the #16 team in the country on March 8 against Florida State during a 14-3 run.

Bonilla threw the sixth no-hitter in program history on March 16 against Queens, the third in the DI era and the first in the DI era to go seven innings.

Peterson secured the single-season and career stolen base against percentage

DI program records. She ended the year with only 36 stolen base attempts against her on the season, throwing out 12. Not only did Peterson have the best stolen base percentage against among regular ASUN catchers, she also had the fewest attempts against her, stopping the run game before it even started.

Sparkman had the fifth best single-season ERA, sixth best single-season OBA in the DI era and a 21.2 inning scoreless streak.

Viancos either scored or drove in every run in the NCAA tournament for the Eagles including a bases clearing triple to bring in the winning run against FAU. Gibson ended the season on a 10-game hitting streak. During the streak she batted .406, scored four runs and drove in seven more.

Oakes ended the season with hits in 15 of her final 17 games. Ten of her final 16 games were multi-hit games, including the final game in the NCAA Tournament. Tiffany Meek swiped two bags against South Alabama and produced multiple jaw dropping, highlight reel filling defensive plays all year long.

The 16 conference wins were the most all-time. Thirty-eight wins is tied for the fourth most in the DI era. The 2024 FGCU softball team was one for the history books.



ASUN AWARDS

WEEKLY AWARDS

PLAYER OF THE WEEK (30)

March 20, 2023..... Tayli Filla
 Feb. 14, 2022..... Emily Estroff
 Feb. 15, 2021..... Taylor Baumann
 March 15, 2021..... Reedy Davenport
 March 22, 2021..... Reedy Davenport
 Feb. 12, 2018..... Racquel Fournet
 March 26, 2018..... Racquel Fournet
 May 7, 2018..... Bri Innamorato
 May 8, 2017..... Bri Innamorato
 Feb. 29, 2016..... Racquel Fournet
 March 28, 2016..... Racquel Fournet
 May 9, 2016..... Louie Ross
 Feb. 10, 2014..... Kelsey Carpenter
 April 14, 2014..... Jessica Barnes
 April 21, 2014..... Jessica Barnes
 March 4, 2013..... Chelsea Zgrabik
 March 18, 2013..... Mariah Fernandez
 April 8, 2013..... Jessica Barnes
 Feb. 20, 2012..... Kelsey Carpenter
 March 12, 2012..... Jessica Barnes
 March 19, 2012..... Kirsten Bembnowski
 April 23, 2012..... Chelsea Zgrabik
 March 7, 2011..... Emily Lanier
 April 14, 2011..... Courtney Platt
 Feb. 16, 2009..... Courtney Platt
 March 2, 2009..... Cheyenne Jenks
 March 9, 2009..... Cheyenne Jenks
 Feb. 25, 2008..... Carmen Paez
 March 10, 2008..... Carmen Paez
 April 7, 2008..... Carmen Paez

BY PLAYER

Jessica Barnes.....4
 Racquel Fournet.....4
 Carmen Paez.....3
 Kelsey Carpenter.....2
 Reedy Davenport.....2
 Cheyenne Jenks.....2
 Courtney Platt.....2
 Chelsea Zgrabik.....2
 Bri Innamorato.....2
 Taylor Baumann.....1
 Kirsten Bembnowski.....1
 Emily Estroff.....1
 Mariah Fernandez.....1
 Emily Lanier.....1
 Louie Ross.....1
 Tayli Filla.....1

BOLD indicates current player
 *Unanimous selection

PITCHER OF THE WEEK (19)

Feb. 19, 2024.....Ally Hulme
 March 11, 2024.....Angelina Bonilla
 April 5, 2021..... Marissa Mesimore
 Feb. 25, 2019..... Riley Randolph
 March 18, 2019..... Riley Randolph
 March 25, 2019..... Riley Randolph
 April 8, 2019.....Marrisa Mesimore
 March 26, 2018..... Riley Randolph
 April 30, 2018..... Riley Randolph
 May 7, 2018..... Riley Randolph
 March 28, 2016..... Riley Randolph
 April 11, 2016..... Riley Randolph
 May 9, 2016..... Riley Randolph
 Apr 29, 2013.....Jaclyn Owen
 April 9, 2012.....Shelby Morgan
 Apr 23, 2012.....Shelby Morgan
 Apr 14, 2011.....Stephanie Sullivan
 Feb 18, 2008..... Rachael Edinger
 Feb 25, 2008..... Morgan Campen

BY PLAYER

Riley Randolph*.....9
 Marrisa Mesimore.....2
 Shelby Morgan.....2
 Angelina Bonilla.....2
 Morgan Campen.....1
 Rachel Edinger.....1
 Ally Hulme.....1
 Jaclyn Owen.....1
 Stephanie Sullivan.....1

*Tied third all-time in ASUN

YEARLY AWARDS

PLAYER OF THE YEAR (5)

2016 Louie Ross
 2013 Chelsea Zgrabik
 2011 Courtney Platt
 2009 Cheyenne Jenks
 2008 Carmen Paez

PITCHER OF THE YEAR (2)

2016 Riley Randolph
 2012 Shelby Morgan

FRESHMAN OF THE YEAR (2)

2019 Reedy Davenport
 2016 Riley Randolph

TOURNAMENT MVP (2)

2024 Neely Peterson
 2012 Shelby Morgan

DEFENSIVE PLAYER OF THE YEAR (1)

2021 Reedy Davenport

COACH OF THE YEAR (1)

2016 David Deiros

CHAMPIONSHIPS

REGULAR SEASON

2018, 2012, 2016, 2021*

TOURNAMENT

2012, 2024

*South Division

ALL-CONFERENCE

FOUR-TIME (1)

2016-19..... Racquel Fornet

THREE-TIME (4)

2016-18..... Kelsey Huff
 2009-11..... Courtney Platt
 2016, 18-19..... Riley Randolph
 2012-14..... Chelsea Zgrabik

TWO-TIME (5)

2023-24.....Angelina Bonilla
 2013-14..... Kelsey Carpenter
 2016-17.....Bri Innamorato
 2008-09..... Cheyenne Jenks
 2008-09..... Jessica Paez

ONE-TIME (22)

2021..... Taylor Bauman
 2012 ... Kirsten Bembnowski
 2009..... Jessica Carter
 2021..... Reedy Davenport
 2022..... Cana Davis
 2021..... Emily Estroff
 2010..... Jessica Gary
2024 Nikki Gibson
 2019..... Kate Kelly
 2012..... Emily Lanier
 2016..... Mackenzie McAvoy

2011.....Catherine McDaniel
 2012.....Shelby Morgan
 2024.....Riley Oakes
 2008.....Carmen Paez
 2024.....Neely Peterson
 2023..... Meagan Ricks
 2016..... Louie Ross
 2021..... Johnieisha Rowe
2024.....Allison Sparkman
2024.....Avery Viancos
 2009..... Lauran Ziegler

ALL-ACADEMIC

12 players, 17 honors

2024.....Olivia Black
 2013-15 ... Kelsey Carpenter
 2017-18 Racquel Fournet
 2021..... McKenna Batterton
 2012 ... Kirsten Bembnowski
 2022.....Cana Davis

2013.....Mariah Fernandez
 2022..... Tayli Filla
 2016..... Louie Ross
 2015-17.....Jeanie Verderese
2024..... Avery Viancos
 2014.....Chelsea Zgrabik

ALL-FRESHMAN

18 players, 7 unanimous selections

2018.....Taylor Bauman*
 2011...Kirsten Bembnowski
 2018.....Farley Callaghan
 2008.....Morgan Campen
2023..... Emily Chiarella
 2019.....Reedy Davenport*

2010.....Mariah Fernandez
 2016..... Racquel Fournet*
 2015.....Kelsey Huff*
 2011..... Emily Lanier
 2012..... Shelby Morgan*
2023.....Tiffany Meek

2008.....Courtney Platt
 2016.....Riley Randolph*
 2021..... Joneisha Rowe
2024.....Allison Sparkman*
 2010.....Tiffani Upchurch
 2011.....Tori Williams



NFCA AWARDS

DI ALL-AMERICAN



Cheyenne Jenks was named an All-American third baseman in 2009. Jenks was the first All-American in FGCU's DI history. During the 2009 campaign, Jenks posted the all-time record for slugging percentage and OPS, and the DI record in batting average en route to an ASUN Player of the Year nod.

Jenks was a two-way star for the Eagles, also playing on the volleyball team. On the diamond, she was a key contributor in the 2008 ASUN regular season championship as a unanimous selection to the All-ASUN team. Jenks recorded 73 RBI in 2008, which set an NCAA record that she matched in 2009.

For her career, Jenks ranks top five all-time in batting average, on base percentage and slugging percentage. In FGCU's DI era, Jenks tops the record books in all three slash line stats. She is the all-time leader at FGCU in games played, games started, at bats, runs scored, hits, home runs, RBI, total bases and intentional walks.

Jenks is a member of the ASUN Hall of Fame (2020) and FGCU Hall of Fame (2023).

DII ALL-AMERICAN



Ashley Cecil was the first softball player to earn an All-American honor, doing so in 2005.

Cecil batted .408 in 2005, one of only six Eagles to eclipse the .400 mark for a season. She also owns the all-time FGCU record for single-season batting average (.486, 2003) and the top two single-season stolen base totals with 66 (2005) and 65 (2003).

During her career, Cecil amassed 170 stolen bases (most all-time), 14 triples (3rd all-time) and .425 batting average (3rd all-time).

Cecil was inducted into the FGCU Hall of Fame in 2025.



Carmen Paez earned FGCU's second All-American honor in 2007. She slashed .434/.535/.939 in 2007, all are top five all-time at FGCU. Carmen slugged 28 home runs and 80 RBI, while recording 184 total bases and 84 walks in 2007, the all-time records. The home run and RBI totals were NCAA DII records at the time.

For her career, she is the all-time leader in batting average (.430), on base percentage (.587) and slugging percentage (.934) at FGCU. Paez is a member of the ASUN Hall of Fame (2019) and FGCU Hall of Fame (2023).

ALL-REGION

Riley Randolph 2016

Career leader in ERA (1.56), OBA (.214), K/7 (6.33), wins (70), CG (60), shutouts (23), IP (717.1), second lowest BB/7 (1.42) (DI era)

Louie Ross 2016

.391 AVG (2016), 7th in single-season FGCU DI history; 2016 ASUN Player of the Year, First Team All-Conference, All-Academic, All-Conference

Chelsea Zgrabik 2014, 2013, 2012

Career leader HR (42) and RBI (153), 2nd highest SLG (.658), 7th highest OBP (.422), 9th highest AVG (.333) (DI era)

Kelsey Carpenter 2014, 2013

Career leader in TB (382), 3rd highest AVG (.359), OBP (.439) and HR (27), 4th highest RBI (145) and walks (96), 5th highest SLG (.574) (DI era)

Shelby Morgan 2012

2012 totals of 23 wins (first) and 1.55 ERA (third) single-season; Career 3rd best ERA (2.33), 4th best OBA (.261), 5th fewest BB/7 (1.97) (DI era)

Courtney Platt 2011, 2009

Career leader in BB (175), 2nd highest OBP (.514), 4th highest SLG (.602), 5th highest AVG (.355), HR (25) and RBI (124) (DI era)

Catherine McDaniel 2009

Career 2nd best ERA (2.16) and OBA (.244), 3rd best BB/7 (1.49) and K/7 (5.12); 2nd best single-season wins (22, 2009) and BB/7 (0.99, 2011) (DI era)

Jessica Carter 2009

Career 2nd highest AVG (.427), 3rd highest OBP (.485), 4th highest SLG (.646) (All-time); Single-season 2nd highest AVG (.456) (DI era)

Cheyenne Jenks 2009, 2008

Career leader in AVG (.430), SLG (.861), OBP (.554), 2nd most HR (39); 2009 season posted single-season best in AVG (.473), SLG (1.021), HR (29), RBI (73), TB (149), 2nd best OBP (.622) and walks (58) (DI era)

Jessica Paez 2009

Career 3rd best SLG (.613), 4th most HR (26) and 7th most RBI (108); Single-season 2nd best runs scored (66, 2008) (DI era)

Carmen Paez 2008, 2007 (DII)

Career leader in AVG (.430), OBP (.587), SLG (.934), 2nd most HR (50), 5th most RBI (148); Single-season best OBP (.638, 2008) (All-time)

Rachael Edinger 2006 (DII)

Career leader in K/7 (7.46), wins (75), CG (82), shutouts (29), 2nd best ERA (1.29), OBA (.193); Single-season 2nd best ERA (0.79), AVG (.152) (2006) (All-time)

Ashley Cecil 2005 (DII)

Career leader in stolen bases (170), 3rd best AVG (.425) and triples (14), 4th best OBP (.480); Two seasons of 65+ stolen bases (2003, 2005) (All-time)

Kelly Powe 2005 (DII)

Career leader in ERA (0.87), OBA (.169), BB/7 (0.60), 2nd best K/7 (7.46), shutouts (26); Single-season 3rd most wins (28, 2005) (All-time)

THE DESTINATION: FORT MYERS



It is no secret that Florida is a hotbed for softball. During the months of February and March, it becomes the epicenter of NCAA Softball. Many tournaments are hosted in the state, three are in Fort Myers.

The Eagles host the FGCU Kickoff Classic, the FGCU Invitational and the Spring Break Classic. The Spring Break Classic saw a rebirth, having restarted in 2024. The Kickoff Classic was not played in 2021 but has been played every other year since 2016. The FGCU Invitational has been an annual Fort Myers tradition since 2014 under that namesake.

For teams in the northern half of the United States, Fort Myers provides a respite from frigid, snowy weather. Fort Myers ranges from the low 50s to 80 on most days with clear, sunny skies.

The softball field is just 9 1/2 miles from Fort Myers Beach as the crow flies but one would only have to walk 1/3 of a mile to get to the beachfront on campus just west of Alico Arena.



FORECASTS BY TEAM THIS WEEK

TEAM (CITY)	HIGH TEMP	LOW TEMP	HUMIDITY	CHANCE OF RAIN
FGCU (Fort Myers, Fla.)	75.3	56.3	66.17%	18.83%
UCF (Orlando, Fla.)	66.5	52	69.25%	17.5%
Pitt (Pittsburgh)	35	19	69%	10.5%
Columbia (New York City)	41	29	50.5%	2.5%
Quinnipiac (Hamden, Conn.)	42	26	60%	5.5%

(Data reflects average rounded to the nearest whole number on game days)

MONTHLY FORECASTS DURING THE REGULAR SEASON

MONTH	HIGH TEMP	AVERAGE TEMP	LOW TEMP	HUMIDITY	DAYS OF RAIN
February	76	66	53	20%	5.3
March	80	69	57	26%	6.5
April	84	73	64	40%	6.3
May	88	78	69	66%	10.1

STOLEN BASE U

The Eagles are the only team in the nation that has stolen at least 100 bases while being thrown out fewer than 25 times as an RPI top 75 team each of the past two seasons.

Stolen Bases (2024)

1. Southeastern Louisiana (51)	175
2. USC Upstate (124)	167
3. Jackson State (218)	162
4. Alabama State (244)	132
5. UMES (304)	129
6. McNeese (43)	125
7. Nevada (52)	118
8. Cal St. Fullerton (58)	115
9. NIU (256)	113
10. Campbell (94)	110
10. Florida (3)	110
12. Indiana (45)	107
13. FGCU (56)	105
14. Saint Mary's (132)	104
15. Dayton (122)	102
15. Grand Canyon (49)	102
17. Santa Clara (125)	102
18. Saint Francis (68)	100

(RPI in parenthesis)

Times Caught Stealing (min 100 steals)

1. Dayton (122)	9
2. Florida (3)	10
3. FGCU (56)	12
4. Grand Canyon (49)	14
4. Santa Clara (125)	14
4. Saint Francis (68)	14
7. Jackson State (218)	15
7. Saint Mary's (132)	15
9. Nevada (52)	17
10. Alabama State (244)	20
11. USC Upstate (124)	23
12. McNeese (43)	25
12. Campbell (94)	25
14. UMES (304)	29
14. Indiana (45)	29
16. Cal St. Fullerton (58)	30
16. NIU (256)	30
18. Southeastern Louisiana (51)	32

(RPI in parenthesis)

Stolen Bases (2023)

1. Grambling (234)	184
2. Alabama State (244)	170
3. Nevada (117)	155
4. Southeastern Louisiana (54)	149
4. USC Upstate (102)	149
6. McNeese (31)	147
7. Louisiana (9)	145
8. George Mason (127)	135
9. Florida State (4)	134
10. NIU (182)	132
11. Campbell (68)	127
12. South Carolina (30)	123
13. Nicholls (157)	119
13. UCONN (78)	119
15. FGCU (75)	115
16. Maryland (47)	114
17. Marist (149)	112
18. Jackson State (280)	111
19. Canisius (111)	109
20. Marshall (51)	106
21. Clemson (14)	102
21. Missouri (38)	102

(RPI in parenthesis)

Times Caught Stealing (min 100 steals)

1. Alabama State (244)	13
2. Jackson State (280)	16
3. UCONN (78)	17
4. Grambling (234)	18
4. Campbell (68)	18
4. Nichols (157)	18
7. Marshall (51)	19
7. Missouri (38)	19
7. Florida State (4)	19
10. Marist (149)	20
10. Canisius (111)	20
12. FGCU (75)	21
12. Clemson (14)	21
14. McNeese (31)	25
15. Nevada (117)	26
15. USC Upstate (102)	26
17. South Carolina (30)	27
17. Maryland (47)	27
18. Louisiana (9)	30
19. George Mason (127)	31
20. Southeastern Louisiana (54)	38
21. NIU (182)	42

(RPI in parenthesis)

TEAMS WITH 100+ STOLEN BASES THE PAST TWO SEASONS BY STOLEN BASE PERCENTAGE

TEAM	STOLEN BASE PERCENTAGE	STOLEN BASES	CAUGHT STEALING
1. Alabama State (244, 244)	90.149%	302 (132, 170)	33 (20, 13)
2. Jackson State (218, 280)	89.803%	273 (162, 111)	31 (15, 16)
3. FGCU (56, 75)	86.957%	220 (105, 115)	33 (12, 21)
4. USC Upstate (124, 102)	86.575%	316 (167, 149)	49 (23, 26)
5. Nevada (52, 117)	86.392%	273 (118, 155)	43 (17, 26)
6. Campbell (94, 68)	84.643%	237 (110, 127)	43 (25, 18)
7. McNeese (43, 31)	84.472%	272 (125, 147)	50 (25, 25)
8. Southeastern Louisiana (51, 54)	82.234%	324 (175, 149)	70 (32, 38)
9. NIU (256, 182)	77.287%	245 (113, 132)	72 (30, 42)

(2024 RPI, 2023 RPI)

(2024 total, 2023 total)


FGCU SOFTBALL COMPLEX

The FGCU Softball Complex is one of the most idyllic venues in the Atlantic Sun Conference. The seating area is raised, providing a close but still bird's eye view of the action. The 400 seats in the stands are shaded providing respite from summer Florida heat with standing room available down the foul lines. A premium experience is also available in The Eagle Eye, a ground level indoor suite where fans can be in an air conditioned room right behind the plate with complimentary snacks and beverages.

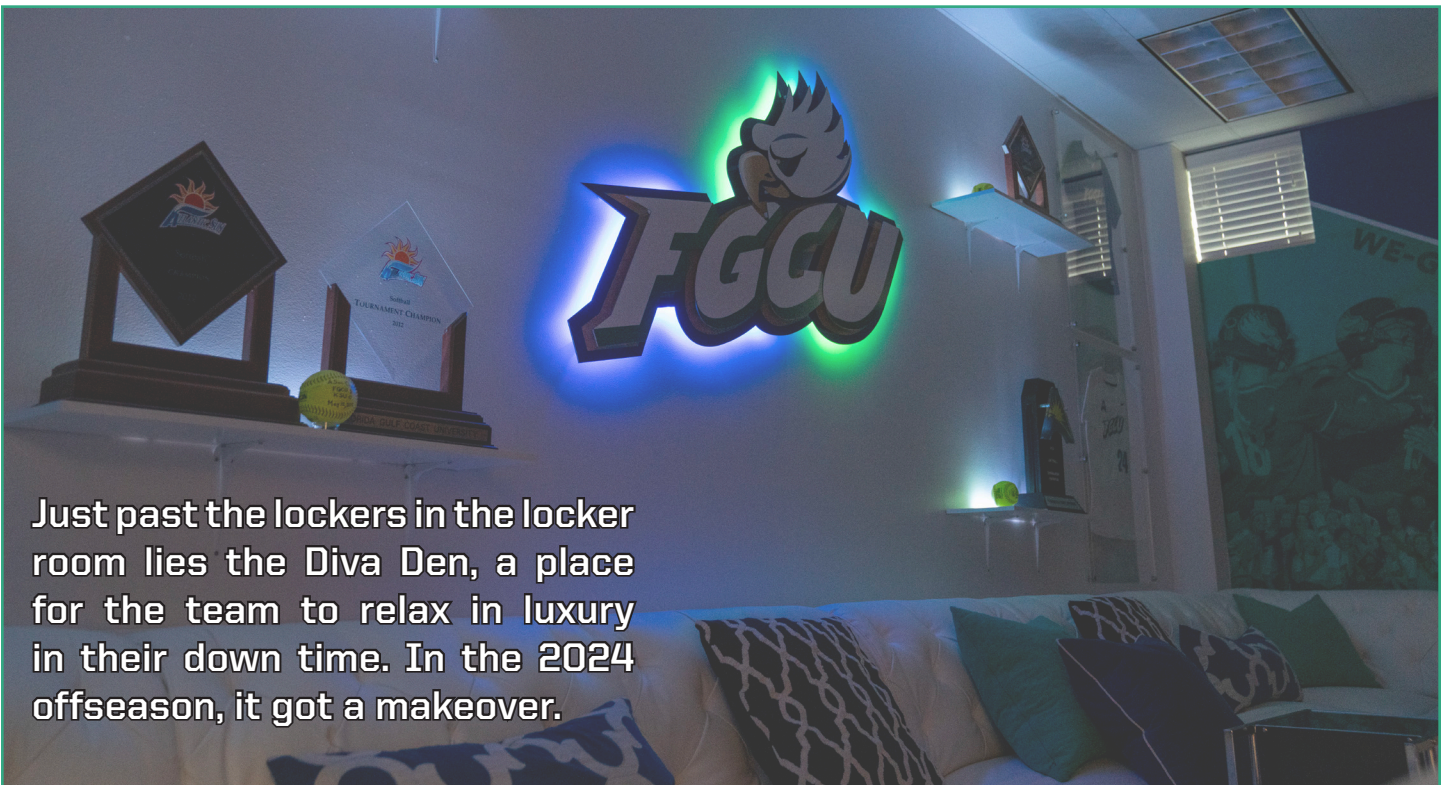

From a player perspective, the experience is remarkable. The batting cages are right off the field allowing for easy warm up. The grass is Celebration Bermuda and the scoreboard out in left-centerfield towers above the outfield wall.

Starting last year, FGCU started using a robot, called Michaela Wozowski by the team due to its resemblance to Mike Wazowski from Monsters, Inc., to line the field. The robot can do more than just the batter's box or the foul lines, it also does the on field art like the ASUN logo and senior day numbers. The robot works all year round, doing the lines at the baseball field and soccer pitch.

From humble beginnings with no on campus facility, to practicing on a field with a tranche in the outfield that players would disappear into if they ran far enough, the evolution of the FGCU Softball Complex to one of the best in the conference is incredible.



THE DIVA DEN



Just past the lockers in the locker room lies the Diva Den, a place for the team to relax in luxury in their down time. In the 2024 offseason, it got a makeover.

Florida Gulf Coast University head softball coach David Deiros announced on January 16 that he will retire from coaching at the conclusion of the 2025 softball season.

"Building FGCU softball and contributing to its, and the university's, unprecedented growth has been, and continues to be, the highlight of my professional life," Deiros said. "This incredible 24-year journey has only been possible because of the fantastic student-athletes and assistant coaches that have donned the Blue and Green."

"With that, I'd like to announce that once the 2025 season concludes, I will retire from coaching and transition into an athletics administration leadership role," Deiros continued. "I look forward to and am energized about this new opportunity ahead of me."

"Coach Deiros has built this program from the ground up while serving the FGCU community for over two decades," FGCU director of athletics Colin Hargis said. "During his tenure, he has made an impact on hundreds of FGCU student-athletes and Southwest Florida. I'm grateful that we will have the opportunity for one final season with him at the helm of the softball program, and I look forward to his continued service to FGCU in his future leadership role."

"I would like to thank Mr. Hargis and [FGCU president] Dr. Aysegul Timur for the extraordinary opportunity to leave the dugout and continue to serve this great athletics program and university. Most importantly, as my current players like to say at practice, 'Last one, best one!' I am fortunate that I get to work with this team, Team 23, to defend our Atlantic Sun Conference softball championship."

When play started in 2003, the team Deiros put on the field in those early days was ready to compete. The team won 33 games in its first year and 232 in the five years FGCU spent in NCAA Division II, making two NCAA South Regional appearances. The 2007 team's 62 wins still stands as a record for FGCU.

As FGCU transitioned to Division I, Deiros' softball team helped lead the charge. The Green and Blue went 48-16 in 2008, including a 16-6 mark in ASUN play. While ineligible for postseason play and the ASUN tournament, the Eagles would still win the program's first ASUN regular season championship.

In 2012, with the four-year ineligibility for postseason play in the rear-view mirror, the Eagles found their stride again. A 38-24 overall mark was met with a 14-4 record in conference play. FGCU won both the ASUN regular season and tournament titles.

During the 2024 season, Deiros secured his fifth ASUN championship in dramatic fashion when Neely Peterson hit a walk-off home run to secure the Eagles second NCAA Tournament bid.

The program's accomplishments in the classroom under Deiros are just as impressive. The team has maintained an overall GPA over 3.0 since the start of the program. The team has posted a single-year academic performance rate of 1,000 in nine years, including the last six in a row. FGCU has also had 17 ASUN All-Academic honors.

“Last one, Best one!”

THANK YOU COACH DEIROS

COACH DEIROS TO RETIRE AS
HEAD COACH AFTER 2025 SEASON

DD's WINNING WAYS

- 5x** ASUN CHAMPION
3 REGULAR, 2 TOURNEY
- 781** WINS - SECOND MOST
AMONG CURRENT ASUN COACHES
- 205** ASUN WINS
MOST ALL-TIME
- 5** ASUN PLAYERS OF THE YEAR
- 2** ASUN PITCHERS OF THE YEAR
- 2** ASUN FRESHMAN OF THE YEAR
- 2** ASUN TOURNEY MVPs
- 1** ASUN DEFENSIVE PLAYER OF THE YEAR
- 21x** NFCA ALL-REGION
- 3x** NFCA ALL-AMERICAN



HEAD COACH DAVID DEIROS

(USF, 1989)

RECORD (START OF SEASON):
781-447-3 (22 SEASONS)

The founding father and only softball head coach in FGCU history, David Deiros enters his 23rd season at the helm of the Eagles in 2025. Hired in 2001 to build the program from the dirt up, Deiros has since guided the Eagles to 18 seasons with a winning record, 10 campaigns with 35+ wins and a win percentage of .636 (781-447-3).

Season 22 was one for the books as the Eagles reached several milestones, 750 wins in program history with a 6-0 shutout of Sacred Heart on March 6th, another ranked win with a 3-1 victory over #16 FSU two days later, the 200th ASUN win with a 4-3 victory at UNF on April 14th, and their third FGCU and ASUN Hall of Fame Inductee, Courtney (Platt) Pohlman (Class of 2011), on May 30th. After finishing fourth in the regular season ASUN standings and earning a first round bye, the Eagles rattled off four straight wins, including two extra-inning walk-offs, to earn their second ASUN Tournament Championship and an automatic bid to the NCAA Tournament. FGCU defeated FAU 3-2 on day two of the Gainesville Regional before being eliminated later that evening by South Alabama. The Eagles finished the season with a 38-21 record, the top RPI in the ASUN, and eight All-ASUN honorees.

In all, FGCU Softball has 33 victories over Power 5 opponents and 11 wins over ranked opponents in the Division I era. During his tenure, Deiros has coached four district All-Academic team members, nineteen (19) All-South Region players, one South Region Player of the Year, three All-Americans (Ashley Cecil, 2005; Carmen Paez, 2007; Cheyenne Jenks, 2009), two top-25 Finalists for USA Softball Player of the Year (Carmen Paez, 2008; Cheyenne Jenks, 2009), a Daktronics National Player of the Year (Carmen Paez, 2007), and the single-season record holder for saves (Taylor Bauman, 2018).

Overall, FGCU is 205-128 (.616) in the ASUN with 13 seasons of double-digit wins. The Eagles have won three regular season championships (2008, 2012, and 2016), the South Division Championship in 2021, and qualified for the ASUN Championships in 10 of their twelve eligible seasons. FGCU owns a 21-16 record in the ASUN Tournament and has earned two championships (2012 and 2024)

along with two runner-up finishes and a 3rd place finish. Coach Deiros was selected the ASUN Conference Coach of the Year in 2016 joining several Eagles who have earned the conference's top honors with five Conference Players of the Year (Carmen Paez, 2008; Cheyenne Jenks, 2009; Courtney Platt, 2011; Chelsea Zgrabik, 2013; Louie Ross, 2016), two Conference Pitchers of the Year (Shelby Morgan, 2012; Riley Randolph, 2016), a Defensive Player of the Year (Reedy Davenport, 2021), and two Conference Freshmen of the Year (Riley Randolph, 2016; Reedy Davenport, 2019). In all, Deiros has coached 17 ASUN All-Academic Team selections, 25 All-Conference First-Team choices, 21 Second-Team picks, 4 Third-Team selections, and 18 All-Freshmen Team honorees. Most importantly, FGCU Softball has four members in the FGCU Hall of Fame and three players in the ASUN Hall of Fame with Carmen (Paez) Jimenez, Cheyenne (Jenks) Novak, and Courtney (Platt) Pohlman in both and Ashley (Cecil) Spencer in the FGCU Hall of Fame.

In 2012, FGCU's first season of NCAA Division I post-season eligibility, the Eagles won their second ASUN regular season title. Appearing in their first conference tournament, FGCU swept all three opponents to win the title and earn the conference's NCAA Championship automatic bid. The Eagles traveled to Gainesville for their first NCAA Regional Tournament and proceeded to defeat the #5 Gators in their opening game. The upset win marked the first NCAA Tournament victory by FGCU in any sport in their Division I era.

Deiros guided FGCU through the transition into NCAA Division I and the ASUN Conference in 2008 leading the Eagles to a 48-16 record, conference regular season championship with a 16-6 mark, and a NCAA RPI of 40. The 2009 team led the country in batting average (.351), were second in runs scored per game (7.5), and top five in wins (47). They recorded their second consecutive season with a top-50 RPI (#26), finished #23 in the Ultimate College Softball poll, and received votes in the ESPN NCAA Division I poll. Since their move to Division I, FGCU has earned a top-100 RPI eleven times with three top-50 finishes, the last in 2018 at #39.

FGCU spent its first five seasons (2003-07) at the NCAA Division II level. In their final two

seasons at Division II, the Eagles amassed 120 victories, including a school record and NCAA-leading 62 wins in 2007. After finishing just outside the top 25 in 2006, the Eagles spent 11 consecutive weeks the next season in the nation's top 25 finishing ranked #10 and South Region Finalist. FGCU earned two consecutive NCAA Tournament berths in their only three years of post-season eligibility. During the Blue and Green's time in Division II, Deiros was a three-time Division I-II All-Independent Coach of the Year by the ICAA and coached two ICAA Pitchers of the Year (Kelly Powe, 2004; Rachael Edinger, 2006), two ICAA Players of the Year (Ashley Cecil, 2005; Jessica Rouse, 2006), an NCAA Golden Spikes Winner (Ashley Cecil, 2005), two NCAA Division II All-Americans (Ashley Cecil, 2005; Carmen Paez, 2007), and the Daktronics National Player of the Year and Division II single-season HR record holder (Carmen Paez, 2007).

A 1989 graduate of the University of South Florida with a BS in Chemistry, Deiros also holds a Master's degree in Analytical Chemistry from the University of Miami (FL). Besides his head coaching duties at FGCU, Deiros has served as the Department of Athletics' business manager and as a full-time chemistry instructor in the College of Arts and Sciences. He still teaches a General Chemistry class every fall semester. He was named FGCU's Administrative and Professional Employee of the Year for the 2002-03 academic year.

One of the most successful high school softball coaches in Southwest Florida, Deiros was the head coach at Lely High School in Naples before starting the program at Gulf Coast High School. In those six seasons, his teams posted a 116-67 record that included one district title, one regional championship, one regional runner-up and one state finalist. He has also coached high school baseball, girls' basketball and football in Collier County. His teaching experience includes high school chemistry and physics and adjunct chemistry instruction at Edison State College.

A member of the National Fastpitch Coaches Association, he and his wife Jennifer reside in Naples. Their son, Eric (24), is a graduate of Rensselaer Polytechnic Institute in Troy, NY.

DEIROS' HEAD COACHING HISTORY

Year	Record	Pct.	Conf.	Pct.	Finish	Postseason
2003 (DII)	33-17-1	.657				
2004 (DII)	41-13-1	.755				
2005 (DII)	38-18	.679				
2006 (DII)	58-9	.866				NCAA DII South Regional
2007 (DII)	62-8	.886				NCAA DII South Regional
2008	48-16	.750	16-6	.727	1st	
2009	47-9	.839	15-5	.750	2nd	
2010	24-28	.462	12-8	.600	3rd	
2011	31-25	.554	14-6	.700	3rd	
2012	38-24	.613	14-4	.778	1st	NCAA Regionals
2013	36-18	.667	16-7	.696	3rd	
2014	33-26-1	.558	14-13	.519	6th	
2015	23-30	.434	5-15	.250	7th	
2016	32-27	.542	13-5	.722	1st	
2017	30-30	.500	8-9	.471	4th	
2018	39-17	.696	12-6	.667	2nd	
2019	29-22	.569	13-7	.650	3rd	
2020	19-8	.704	---	---		Canceled / COVID-19
2021	28-19	.596	15-3	.833	1st (*South)	
2022	18-33	.353	9-15	.375	5th (East)	
2023	32-26	.552	13-11	.542	4th	
2024	38-21	.644	16-8	.667	4th	NCAA Regionals
OVERALL TOTALS						
22 Years	781-447-3	.636	205-128	.616	3* RS, 2 TC	4 NCAA (DII 2; DI 2)



ASSISTANT COACH CAT CLIFFORD (MT. SAINT MARY, 2014)

In her first season with the Green and Blue, Coach Clifford was primarily responsible for handling the defensive development. As the defensive coordinator, she led the most tested defensive crew in the ASUN with 1790 chances over the season, 201 more than the second most

tested defense in the conference. Clifford led the most vaunted defensive catching crew in the conference, leading the conference in opponent stolen base percentage (.653) while allowing the fewest stolen bases (29). The Eagles also ranked third in double plays among ASUN schools.

Cat Clifford comes from Manhattan College after serving as the head coach from 2022-23 having served as interim head coach prior to 2022. She was with the Jaspers for eight seasons. During Clifford's time with the Jaspers, five of her players won weekly conference honors in addition to four all-conference players and two all-region players.

In 2021, Clifford helped the program to second MAAC Championship in program history. Manhattan took two-of-three from Iona to win the teams' quarterfinal series, before defeating Fairfield, Marist and Canisius en route to the Jaspers' first conference crown since 1999.

Nicole Williams won all five games for the Green & White in the 2021 MAAC Softball Championship and earned Most Outstanding Performer honors. Williams also collected All-MAAC Second Team and NFCA First Team All-Region honors. Annie Moore was voted to the All-MAAC First Team, while also joining Victoria Alonso, Marika Deemer and Emma Kindblom on the MAAC All-Championship Team.

During her six seasons at Manhattan, the Jaspers have posted an impressive 141-118 (.544) overall record, including going 62-48 (.564) during MAAC

play. In 2016, the Green & White won 30 games for the first time in 23 years, before winning a school-record matching 34 games in 2017.

She has helped oversee the development of 10 All-MAAC First Team selections, five All-MAAC Second Team honorees and seven MAAC All-Rookie Team recipients.

During her time in Riverdale, Williams was also tabbed as the 2017 MAAC Rookie of the Year and Lauren Pitney as the 2019 MAAC Defensive Player of the Year.

A 2014 graduate of Mount St. Mary's, she was a four-year starter at third base for the Mountaineers. Clifford graduated among the Mount St. Mary's all-time leaders in home runs (fourth, 17), at-bats (sixth, 483), games played (seventh, 172), total bases (eighth, 192) and walks (eighth, 52). She was a Second Team All-Northeast Conference selection in 2013, when she hit .312 with eight home runs, including a long ball against No. 4 Florida, and 24 RBIs.

The Hopewell Junction, NY, native worked as an assistant with the Hudson Valley Express U12 travel team in the summer of 2014 before beginning her collegiate coaching career at Susquehanna University in 2015. She was a member of the Landmark Conference Coaching Staff of the Year that season, as the Crusaders went 31-7 and placed seven players on the all-conference team.



ASSISTANT COACH CORTNEY RADKE (UNF, 2015)

In Coach Radke's first year in Fort Myers, she led one of the nation's premier pitching staffs. At one point during the year, FGCU was the only school in the country to have two pitchers with ERAs below one (Angelina Bonilla and Allison Sparkman). The FGCU pitching staff was consistently at the top of every pitching metric in the ASUN during the year, finishing the season as the only team in the top three in ERA, saves, home runs allowed, and opponent batting average. Nationally, FGCU finished 19th in ERA with Sparkman (28th) and Bonilla (41st) also topping the national leaderboards as individuals. Under Radke's guidance, Bonilla pitched the sixth no-hitter in program history, earning second team All-ASUN honors. Sparkman was third team All-ASUN and a unanimous selection to the ASUN Freshman Team.

In 2023, Cortney Radke assisted the USF softball, working predominately with the pitching staff. The Bulls pitching staff was second in the

American Athletic Conference in ERA at a paltry 2.69 while working with the staff that had the second most innings pitched. The staff excelled at not beating themselves with the fewest walks (126) and best K/BB ratio (1.95) and BB/7 (.235). Individual excellence buoyed the staff with three out of five pitchers (Payton Dixon, Gabriella Nori, and Jaden Martinez) topping the conference ERA leaders. Dixon was the conference leader in ERA, Nori had the fewest BB/7 (1.08), second most K/7 (6.11), and best K/BB ratio (5.65).

Prior to USF, Radke spent three years at her alma mater, North Florida. During the 2022 season, Radke helped the Ospreys reach 42 total wins and 27 wins at home, which are both top marks in the program's D-I era. She assisted with a pitching staff that was top five in the nation for ERA (1.75) and total shutouts (18). There were also season team D-I records set for opponent batting average (.220) and total saves (18).

The outstanding team ERA produced pitchers Morgan Clausen and Halle Arends as All-ASUN and All-Tournament selections, as well as four ASUN Pitcher of the Week honors. The excellent performances in the circle helped the Ospreys to their second ASUN Championship title game appearance in program history.

During UNF's 13-game win streak, which was the longest in D-I program history, the pitching staff was setting another school record with 56.0 consecutive scoreless innings that ran over the course of seven games. The pitching staff also aided in executing nine run-ruled games, as well as collecting three wins over Power Five teams for the first time since 2017.

The Ospreys in 2022 were atop the conference in various pitching categories, including ERA (1.75) and home runs allowed (7), as well as top two in total strikeouts (335). Seven home runs allowed was 25 less than the second-best mark in the conference.

Before her time with UNF, Radke worked primarily with the pitchers and defense in her first season with UB. Under her guidance the Bulls pitching

staff lowered its ERA to 4.92 in 2019, down a full two runs from 2018 while the defense compiled a .945 fielding percentage to go along with 811 putouts and 383 assists.

Prior to her time with the Bulls, Radke spent two seasons as pitching coach at Division II West Virginia Wesleyan College in Buckhannon, W.V.

Radke helped the pitching staff post a 3.18 ERA with the Bobcats posting 43 victories during their 2018 campaign. Under Radke's watchful eye, Hannah Vet turned into an ace for the Bobcats as she posted a 25-6 record with a 1.62 ERA while striking out 123 batters and allowing opponents hit just .218.

As a player at UNF, she was a four-year member of the Osprey pitching staff where she scratched her name in the record book. She is in the top 10 in wins (38), appearances (108), shutouts (11), strikeouts (474), batter faced (2095).

In her senior year, she made 31 appearances, recorded a 2.31 ERA in 118.1 innings. As a junior, she helped the Ospreys to their first-ever ASUN Championship as the staff tossed the conference's lowest ERA of the season (1.97), which was ranked 19th nationally. The staff had seven straight shutouts and kept opponents scoreless for 54.1 innings.

As a freshman, Radke earned ASUN Freshman of the Year accolades, a spot on the All-Freshman team and was twice named the Pitcher of the Week. She set multiple single-season records including: strikeouts (310), innings pitched (268.2), appearances (49), games started (32) and completed games (27).

Following graduation, Radke was recruited to play internationally in Auckland, New Zealand for a seven-month period. She ended her season abroad with an ERA of 0.53 in 80 innings, where she tallied 73 strikeouts. While in New Zealand she also coached a U17 men's softball team, where two of her athletes made the U17 National Team. One athlete made the 14 and Under National Team and was named MVP of the tournament.

Radke graduated in 2015 with a degree in Fine Art.

2025 SEASON STATS

HITTING

Player	avg	gp-gs	ab	r	h	2b	3b	hr	rbi	tb	slg%	bb	hp	so	gdp	ob%	sf	sh	sb-att	po	a	e	fld%
Kalista Birkenstock	.500	8-0	6	1	3	0	0	0	0	3	.500	0	0	3	0	.500	0	0	4-4	1	0	0	1.000
Kendall Wylie	.400	8-4	10	2	4	0	0	1	5	7	.700	1	0	1	0	.385	2	0	0-0	0	1	0	1.000
Maddox Thomas	.308	12-11	26	1	8	3	0	0	8	11	.423	4	0	2	0	.387	1	0	1-1	20	4	0	1.000
Emily Chiarella	.294	13-13	34	4	10	0	0	0	2	10	.294	0	0	4	0	.294	0	2	3-3	16	1	1	.944
Ana Richiez	.292	11-10	24	4	7	0	0	1	5	10	.417	2	2	5	0	.393	0	2	1-1	64	10	0	1.000
Avery Viancos	.278	13-13	36	3	10	0	0	0	3	10	.278	4	0	3	0	.341	1	0	2-4	18	2	1	.952
Tiffany Meek	.278	13-13	36	7	10	2	1	0	2	14	.389	4	0	2	0	.350	0	0	4-4	23	29	4	.929
Nikki Gibson	.276	13-13	29	6	8	0	1	0	4	10	.345	7	0	5	1	.417	0	1	2-2	9	25	4	.895
Maria Angelino	.267	10-10	15	1	4	0	0	0	0	4	.267	1	1	3	0	.353	0	1	0-0	30	15	2	.957
Sophie Wylie	.235	7-7	17	0	4	0	0	0	4	4	.235	2	0	2	0	.316	0	0	0-1	12	18	0	1.000
Alexis Cowles	.200	3-2	5	0	1	1	0	0	0	2	.400	0	0	2	1	.200	0	0	0-0	3	0	0	1.000
Leslie Flaherty	.167	7-5	12	0	2	1	0	0	2	3	.250	1	0	1	0	.231	0	1	0-0	19	6	1	.962
Olivia Black	.133	13-13	30	4	4	0	0	0	1	4	.133	0	0	4	0	.129	1	1	3-3	15	0	0	1.000
Camryn Feast	.000	7-3	11	3	0	0	0	0	0	0	.000	1	0	4	0	.083	0	0	0-1	19	0	0	1.000
Lauren Archambault	.000	5-0	6	0	0	0	0	0	0	0	.000	1	0	3	0	.143	0	0	0-0	0	0	0	.000
Kate Maston	.000	4-0	5	0	0	0	0	0	0	0	.000	0	0	2	0	.000	0	0	0-0	3	1	0	1.000
Kelsey Joiner	.000	7-0	1	1	0	0	0	0	0	0	.000	0	0	1	0	.000	0	1	0-0	0	0	0	.000
McKenzie Cox	.000	3-0	0	2	0	0	0	0	0	0	.000	0	0	0	0	.000	0	0	0-0	0	0	0	.000
Totals	.248	13	303	39	75	7	2	2	36	92	.304	28	3	47	2	.313	5	9	20-24	252	134	14	.965

PITCHING

Player	era	w-l	app	gs	cg	sho	sv	ip	h	r	er	bb	so	2b	3b	hr	b/avg	wp	hp	bk	sfa	sha
Allison Sparkman	1.70	3-2	7	5	2	1/0	1	33.0	30	10	8	9	18	5	0	0	.234	3	3	0	0	3
Victoria Ash	4.78	1-3	8	5	1	0/0	0	26.1	31	19	18	12	12	3	0	2	.304	1	1	0	2	2
Ana Richiez	7.64	0-3	6	1	0	0/0	1	14.2	22	20	16	11	6	3	1	3	.333	3	0	0	0	2
Kendall Wylie	7.64	1-0	5	0	0	0/0	0	7.1	12	8	8	6	3	2	0	0	.375	1	1	0	1	0
Elana Roush	10.50	0-0	3	2	0	0/0	0	2.2	3	4	4	6	2	1	0	0	.300	1	2	0	0	0
Totals	4.50	5-8	13	13	3	1/0	2	84.0	98	61	54	44	41	14	1	5	.290	9	7	0	3	7
Opponents	2.91	8-5	13	13	7	2/0	2	81.2	75	39	34	28	47	7	2	2	.248	3	3	0	5	9

2025 SEASON STATS

FIELDING

Player	c	po	a	e	fld%	dp	sba	csb	sba%	pb	ci
Ana Richiez	74	64	10	0	1.000	2	3	0	1.000	0	0
Sophie Wylie	30	12	18	0	1.000	1	0	0	---	0	0
Maddox Thomas	24	20	4	0	1.000	0	5	3	.625	1	0
Camryn Feast	19	19	0	0	1.000	1	0	0	---	0	0
Allison Sparkman	16	0	16	0	1.000	0	1	2	.333	0	0
Olivia Black	15	15	0	0	1.000	0	0	0	---	0	0
Kate Maston	4	3	1	0	1.000	0	0	0	---	0	0
Alexis Cowles	3	3	0	0	1.000	0	0	0	---	0	0
Kalista Birkenstock	1	1	0	0	1.000	0	0	0	---	0	0
Kendall Wylie	1	0	1	0	1.000	0	0	0	---	0	0
Leslie Flaherty	26	19	6	1	.962	0	2	5	.286	1	0
Maria Angelino	47	30	15	2	.957	2	0	0	---	0	0
Avery Viancos	21	18	2	1	.952	0	0	0	---	0	0
Emily Chiarella	18	16	1	1	.944	0	0	0	---	0	0
Tiffany Meek	56	23	29	4	.929	3	0	0	---	0	0
Nikki Gibson	38	9	25	4	.895	1	0	0	---	0	0
Victoria Ash	7	0	6	1	.857	0	2	5	.286	0	0
Kelsey Joiner	0	0	0	0	.000	0	0	0	---	0	0
Elana Roush	0	0	0	0	.000	0	1	1	.500	0	0
McKenzie Cox	0	0	0	0	.000	0	0	0	---	0	0
Lauren Archambault	0	0	0	0	.000	0	0	0	---	0	0
Totals	400	252	134	14	.965	4	7	8	.467	2	0
Opponents	355	245	101	9	.975	4	20	4	.833	0	0

2025 BOX SCORES

GAME 1 - VS. BOSTON COLLEGE L, 2-1

The Automated ScoreBook Boston College at FGCU

Feb 06, 2025 at Fort Myers, Fla. (FGCU SoftballComplex)

Boston College 2 (1-0)

Player	ab	r	h	rbi	bb	so	po	a	lob
Gator Robinson ss	4	1	3	0	0	0	2	1	1
Darien McDonough dp	3	0	0	0	0	1	0	0	0
Makenna Segal ph	1	0	0	0	0	0	0	0	1
Hannah Slike c	3	1	1	1	0	0	3	1	0
Jordan Stephens rf	3	0	1	0	0	0	0	0	0
Emma Jackson 2b	3	0	1	0	0	1	5	0	1
Zoe Hines lf	2	0	0	0	0	0	1	0	0
Meghan Schouten 1b	3	0	0	0	0	0	6	1	1
Kali Case cf	2	0	0	0	0	0	3	1	0
Maycee Hilt ph	1	0	0	0	0	1	0	0	0
Janis Espinoza 3b	2	0	1	0	0	0	1	4	1
Abby Dunning p	0	0	0	0	0	0	0	3	0
Totals	27	2	7	1	0	3	21	11	6

FGCU 1 (0-1)

Player	ab	r	h	rbi	bb	so	po	a	lob
Olivia Black lf	2	0	0	0	0	2	0	0	0
Leslie Flaherty c	1	0	0	0	1	0	1	0	0
Tiffany Meek 2b	3	0	0	0	0	0	3	4	1
Avery Viancos cf	3	0	2	0	0	0	1	0	0
Nikki Gibson 3b	2	0	1	0	1	0	0	3	1
Camryn Feast 1b/dp	3	1	0	0	0	0	2	0	0
Emily Chiarella rf	3	0	1	0	0	0	1	1	0
Ana Richiez dp/1b	2	0	0	0	1	1	7	0	1
Maddox Thomas c/ph	2	0	1	1	1	0	2	1	0
Kalista Birkenstock pr/lf	0	0	0	0	0	0	1	0	0
Maria Angelino ss	1	0	0	0	0	0	3	3	0
Kendall Wylie ph	1	0	0	0	0	0	0	0	3
Allison Sparkman p	0	0	0	0	0	0	0	3	0
Victoria Ash p	0	0	0	0	0	0	0	0	0
Totals	23	1	5	1	4	3	21	15	6

Score by Innings	1	2	3	4	5	6	7	R	H	E
Boston College	2	0	0	0	0	0	0	2	7	0
FGCU	0	0	0	1	0	0	0	1	5	3

E - MEEK, T 2; CHIARELLA, E. DP - FGCU 2. LOB - BC 6; FGCU 6. 2B - E. Jackson. HBP - Espinoza. SH - Hines; ANGELINO, M. SB - Robinson; BIRKENSTOCK. CS - Stephens; VIANCOS, A.

Boston College	ip	h	r	er	bb	so	ab	bf	np
Abby Dunning	7.0	5	1	0	4	3	23	28	110
FGCU	ip	h	r	er	bb	so	ab	bf	np
Allison Sparkman	6.1	7	2	1	0	3	26	28	94
Victoria Ash	0.2	0	0	0	0	0	1	1	4

Win - Dunning (1-0). Loss - SPARKMAN, A (0-1). Save - None.
HBP - by SPARKMAN, A (Espinoza). Pitches/strikes: Dunning 110/67; SPARKMAN, A 94/59; ASH, V 4/3.

GAME 2 - VS. BOSTON COLLEGE W, 6-4

The Automated ScoreBook Boston College at FGCU

Feb 07, 2025 at Fort Myers, Fla. (FGCU SoftballComplex)

Boston College 4 (1-2)

Player	ab	r	h	rbi	bb	so	po	a	lob
Gator Robinson ss	4	0	0	0	0	1	1	3	0
Sammy Horn 2b	3	0	1	0	0	1	0	1	0
Emma Jackson ph/2b	1	0	1	1	0	0	0	1	0
Hannah Slike dp/c	2	0	1	0	2	0	0	0	0
Jordan Stephens rf	3	2	0	0	1	0	2	0	2
Tavve Borders pr	0	0	0	0	0	0	0	0	0
Zoe Hines lf	3	1	2	0	1	0	4	0	0
Maycee Hilt c/dp	4	0	2	1	0	1	1	0	3
Katelyn Deguire pr	0	0	0	0	0	0	0	0	0
Meghan Schouten 1b	3	0	1	0	0	0	8	0	0
Kali Case cf	2	0	0	0	0	1	0	0	1
Makenna Segal ph	1	0	0	0	0	0	0	0	2
Janis Espinoza 3b	2	1	1	0	0	0	2	2	0
Darien McDonough ph	1	0	0	0	0	0	0	0	0
Bailey Kendziorski p	0	0	0	0	0	0	0	0	0
Kelly Collieran p	0	0	0	0	0	0	0	1	0
Totals	29	4	9	3	4	4	18	8	8

FGCU 6 (1-1)

Player	ab	r	h	rbi	bb	so	po	a	lob
Olivia Black lf	3	1	0	1	0	1	2	0	0
Tiffany Meek 2b	3	1	2	0	1	0	1	4	0
Avery Viancos cf	4	1	2	1	0	0	4	0	3
Nikki Gibson 3b	3	1	1	2	0	0	2	1	2
Ana Richiez 1b/dp	2	1	1	2	1	0	3	2	0
Kalista Birkenstock pr	0	0	0	0	0	0	0	0	0
Emily Chiarella rf	3	0	0	0	0	0	1	0	0
Maddox Thomas c	3	0	0	0	0	0	4	1	1
Camryn Feast dp/1b	2	1	0	0	1	0	3	0	0
Maria Angelino ss	2	0	0	0	0	0	1	2	0
Kelsey Joiner ph	0	0	0	0	0	0	0	0	0
Victoria Ash p	0	0	0	0	0	0	0	0	0
Kendall Wylie p	0	0	0	0	0	0	0	0	0
Totals	25	6	6	6	3	1	21	10	6

Score by Innings	1	2	3	4	5	6	7	R	H	E
Boston College	0	2	0	1	0	0	1	4	9	3
FGCU	4	1	0	0	0	1	X	6	6	1

E - Horn; Slike; Schouten; GIBSON, N. DP - FGCU 1. LOB - BC 8; FGCU 6. 2B - Hines; Espinoza. HR - RICHIEZ, A. SH - JOINER, K. SF - BLACK, O. SB - MEEK, T; VIANCOS, A. BIRKENSTOCK. CS - Deguire; FEAST, C.

Boston College	ip	h	r	er	bb	so	ab	bf	np
Bailey Kendziorski	0.1	4	4	0	0	5	5	15	
Kelly Collieran	5.2	2	2	1	3	1	20	25	68
FGCU	ip	h	r	er	bb	so	ab	bf	np
Victoria Ash	3.1	6	3	3	1	2	15	16	49
Kendall Wylie	3.0	3	1	1	2	1	12	14	62
Ana Richiez	0.2	0	0	0	1	1	2	3	13

Win - WYLIE, K (1-0). Loss - Kendziorski (0-1). Save - RICHIEZ, A (1).
WP - Collieran; WYLIE, K. Pitches/strikes: Kendziorski 15/10; Collieran 68/40; ASH, V 49/31; WYLIE, K 62/36; RICHIEZ, A 13/7.

GAME 3 - VS. INDIANA STATE W, 3-2

The Automated ScoreBook Indiana State at FGCU

Feb 07, 2025 at Fort Myers, Fla. (FGCU SoftballComplex)

Indiana State 2 (0-2)

Player	ab	r	h	rbi	bb	so	po	a	lob
Poulson, Madison ss	2	0	0	0	1	1	0	0	0
Saylor, Isabelle ph	1	0	0	1	0	0	0	0	0
Cornwell, Kenzie rf	4	0	0	0	0	1	0	0	0
Esposito, Sophie 2b	3	1	1	0	0	0	3	1	0
Welch, Hannah cf	3	0	0	0	2	0	0	0	0
Erschen, Taylor 1b	3	0	1	0	0	0	5	0	0
Waggoner, Annie dp	1	0	0	0	2	1	0	0	0
Goodrich, Morgan lf	1	0	0	0	1	0	3	0	0
Widmar, Abby ph	1	0	0	0	0	1	0	0	1
Kapelka, Luci c	2	0	1	0	1	0	6	2	2
Mills, Brailey pr	0	1	0	0	0	0	0	0	0
Marsicek, Lauren 3b	3	0	0	0	2	1	2	3	0
Griffin, Hailey p	0	0	0	0	0	0	0	0	0
Totals	24	2	3	1	5	8	18	5	6

FGCU 3 (2-1)

Player	ab	r	h	rbi	bb	so	po	a	lob
Olivia Black lf	3	1	1	0	0	0	0	0	0
Tiffany Meek 2b	3	1	1	0	0	0	2	1	0
Avery Viancos cf	3	0	1	1	0	0	0	0	0
Ana Richiez dp/p	1	0	1	1	0	0	4	2	0
McKenzie Cox pr	0	1	0	0	0	0	0	0	0
Nikki Gibson 3b	1	0	0	0	1	1	1	0	1
Emily Chiarella rf	3	0	0	0	0	0	1	0	0
Camryn Feast 1b	1	0	0	0	1	3	0	0	0
Kalista Birkenstock ph	1	0	0	0	0	1	0	0	0
Maddox Thomas c	1	0	1	1	0	0	5	0	0
Leslie Flaherty c	1	0	0	0	0	3	1	2	0
Lauren Archambault ph/dp	1	0	0	0	1	0	0	0	0
Maria Angelino ss	2	0	1	0	0	1	2	6	0
Kelsey Joiner ph	1	0	0	0	0	1	0	0	2
Elena Roush p	0	0	0	0	0	0	0	0	0
Allison Sparkman p	0	0	0	0	0	0	0	1	0
Totals	22	3	6	3	2	5	21	11	6

Score by Innings	1	2	3	4	5	6	7	R	H	E
Indiana State	0	0	0	0	0	1	1	2	3	1
FGCU	0	0	2	0	0	1	X	3	6	2

E - Poulson; GIBSON, N; ANGELINO, M. LOB - INS 6; FGCU 6. HBP - RICHIEZ, A. SH - RICHIEZ, A; GIBSON, N. SB - BLACK, O; MEEK, T; THOMAS, M. CS - Esposito.

Indiana State	ip	h	r	er	bb	so	ab	bf	np
Griffin, Hailey	6.0	6	3	2	2	5	22	27	105
FGCU	ip	h	r	er	bb	so	ab	bf	np
Elena Roush	1.1	1	0	0	2	0	4	6	23
Ana Richiez	2.2	0	0	0	3	3	8	11	47
Allison Sparkman	3.0	2	2	1	0	5	12	12	44

Win - SPARKMAN, A (1-1). Loss - Griffin (0-1). Save - None.
WP - Griffin; RICHIEZ, A; ROUSH, E; SPARKMAN, A. HBP - by Griffin (RICHIEZ, A). Pitches/strikes: Griffin 105/74;

GAME 4 - VS. LIU W, 8-0 (5 inn.)

The Automated ScoreBook LIU at FGCU

Feb 08, 2025 at Fort Myers, Fla. (FGCU SoftballComplex)

LIU 0 (1-3)

Player	ab	r	h	rbi	bb	so	po	a	lob
Lily Hinkle lf	2	0	0	0	0	0	1	0	0
Hannah Burnett ss	1	0	1	0	0	0	0	3	0
Alyssa Garcia cf	2	0	1	0	0	0	4	0	0
Kaylee Clarkson 3b/2b	1	0	0	0	0	1	0	1	0
Devin Medina dp	2	0	0	0	0	0	0	0	0
Jaedyn Lincoln c	2	0	0	0	0	0	0	2	0
Jen Rodriguez 1b	2	0	0	0	1	5	0	0	0
Samantha Gallegos 2b	0	0	0	0	0	0	1	0	0
Julianne Ogle 3b	2	0	0	0	1	1	2	0	0
Nyae Dick rf	2	0	0	0	2	2	0	0	0
Gigi Clavel p	0	0	0	0	0	0	0	0	0
Alyssa O'Donnell p	0	0	0	0	0	0	0	0	0
Totals	16	0	2	0	0	4	14	6	3

FGCU 9 (3-1)

Player	ab	r	h	rbi	bb	so	po	a	lob
Olivia Black lf	2	0	0	0	0	0	0	1	
Tiffany Meek 2b	2	3	2	1	1	0	1	0	0
Avery Viancos cf	2	0	1	1	0	0	0	0	0
Ana Richiez 1b	3	1	2	0	0	0	8	0	0
Nikki Gibson 3b	3	1	1	1	0	0	0	2	1
Emily Chiarella rf	3	1	2	0	0	0	2	0	1
Maddox Thomas c	3	0	1	2	0	0	4	0	0
McKenzie Cox pr	0	1	0	0	0	0	0	0	0
Kendall Wylie dp	3	1	1	2	0	0	0	0	0
Maria Angelino ss	2	1	2	0	0	0	1	0	0
Kelsey Joiner pr	0	0	0	0	0	0	0	0	0
Allison Sparkman p	0	0	0	0	0	0	0	4	0
Totals	23	9	12	7	1	0	15	7	3

2025 BOX SCORES

GAME 5 - VS. BOSTON UNIVERSITY L, 9-0 (6 inn.)

The Automated ScoreBook
Boston University at FGCU

Feb 08, 2025 at Fort Myers, Fla. (FGCU SoftballComplex)

Boston University 8 (4-0)

Player	ab	r	h	rbi	bb	so	po	a	lob
Lucier, Addie 1b/c	4	2	1	0	0	6	0	1	
Lyons, Camryn cf	3	2	1	1	1	0	0	0	
Coyle, Megan dp	4	0	3	4	0	0	0	0	
Deppiesse, Brooke 2b	4	0	1	2	0	1	2	2	1
Naivar, Sophie rf	2	0	0	0	0	0	0	0	
Metz, Aimee rf	0	0	0	0	0	0	2	0	0
Doherty, Kylie lf	2	1	0	0	1	0	1	0	1
Walsh, Libby ss	3	1	2	0	0	0	1	2	0
Apalit, Kyomi 3b	3	1	1	0	0	0	2	1	
Christopher, Livia c	1	0	0	0	1	4	0	0	
Baglieri, Biz ph/1b	2	1	2	1	0	0	2	0	0
Ricard, Kasey p	0	0	0	0	0	0	3	0	0
Totals	28	8	11	8	2	3	18	9	5

Score by Innings	1	2	3	4	5	6	R	H	E
Boston University	2	0	0	0	0	1	5	8	11
FGCU	0	0	0	0	0	0	0	2	0

LOB - BOSTONU 5; FGCU 3. 2B - Coyle. HBP - Metz; ANGELINO, M. SB - BLACK, O; CHIARELLA, E.

Boston University	ip	h	r	er	bb	so	ab	bf	np
Ricard, Kasey	6.0	2	0	0	0	5	20	21	81

Win - Ricard (2-0). Loss - ASH, V (1-1). Save - None.

HBP - by Ricard (ANGELINO, M); by WYLIE, K (Metz). PB - FLAHERTY, L. Pitches/strikes: Ricard 81/54; ASH, V 63/40; WYLIE, K 31/20; ROUSH, E 17/10.

FGCU 0 (3-2)

Player	ab	r	h	rbi	bb	so	po	a	lob
Olivia Black lf	3	0	0	0	0	1	1	0	0
Tiffany Meek 2b	3	0	0	0	0	0	2	1	1
Avery Viancos cf	3	0	0	0	0	0	1	1	0
Ana Richiez 1b	2	0	1	0	0	0	8	0	0
Nikki Gibson 3b	2	0	1	0	0	1	0	5	0
Emily Chiarella rf	2	0	0	0	0	1	0	0	1
Kendall Wylie dp/p	2	0	0	0	0	1	0	0	1
Leslie Flaherty c	2	0	0	0	0	1	5	0	0
Maria Angelino ss	1	0	0	0	0	0	1	2	0
Victoria Ash p	0	0	0	0	0	0	3	0	0
Elana Roush p	0	0	0	0	0	0	0	0	0
Totals	20	0	2	0	0	5	18	12	3

FGCU	ip	h	r	er	bb	so	ab	bf	np
Victoria Ash	4.0	6	3	3	0	1	18	18	63
Kendall Wylie	1.1	4	4	4	1	1	7	9	31
Elana Roush	0.2	1	1	1	1	1	3	4	17

GAME 6 - VS. BOSTON UNIVERSITY L, 6-4

The Automated ScoreBook
Boston University at FGCU

Feb 09, 2025 at Fort Myers, Fla. (FGCU SoftballComplex)

Boston University 6 (5-0)

Player	ab	r	h	rbi	bb	so	po	a	lob
Lucier, Addie c	3	1	1	0	1	0	3	0	2
Lyons, Camryn cf	4	0	0	0	0	0	0	0	2
Coyle, Megan dp	2	0	1	0	2	0	0	0	0
Williams, Tysha pr	0	0	0	0	0	0	0	0	0
Metz, Aimee pr/ff	0	1	0	0	0	0	1	0	0
Baglieri, Biz 1b	4	0	1	0	0	0	8	0	1
Deppiesse, Brooke 2b	3	2	2	1	1	0	1	3	0
Naivar, Sophie rf/ph	3	1	1	0	0	2	0	3	
Ganino, Haley rf	1	0	0	0	0	1	0	0	
Walsh, Libby ss	4	1	1	0	1	1	3	0	
Doherty, Kylie lf	4	0	3	0	0	0	3	0	
Apalit, Kyomi 3b	2	0	0	0	1	0	1	1	
Delong, Olivia ph	1	0	0	0	0	1	0	0	
Nelli, Danika p	0	0	0	0	0	0	0	0	
Ricard, Kasey p	0	0	0	0	0	0	1	0	
Totals	31	6	10	6	5	2	21	8	9

Score by Innings	1	2	3	4	5	6	7	R	H	E
Boston University	1	0	0	0	0	1	4	6	10	0
FGCU	3	0	0	0	0	0	1	4	7	0

LOB - BOSTONU 9; FGCU 5. 2B - Deppiesse 2; MECK, T. 3B - Doherty. SF - WYLIE, K.

Boston University	ip	h	r	er	bb	so	ab	bf	np
Nelli, Danika	0.1	3	3	3	1	1	4	5	19
Ricard, Kasey	6.2	4	1	1	1	2	23	25	110

FGCU 4 (3-3)

Player	ab	r	h	rbi	bb	so	po	a	lob
Avery Viancos cf	3	1	0	0	1	0	1	1	2
Tiffany Meek 2b	4	1	2	1	0	0	2	7	0
Ana Richiez 1b/dp	4	0	0	0	0	1	6	1	1
Nikki Gibson 3b	3	1	1	0	0	0	0	1	0
Maddox Thomas c	3	0	1	2	0	1	1	1	0
Emily Chiarella rf	3	0	1	0	0	0	1	0	0
Kendall Wylie dp	1	0	1	1	0	0	0	0	0
Camryn Feast pr/1b	1	0	0	0	0	1	7	0	0
Maria Angelino ss	2	0	1	0	1	0	2	0	2
McKenzie Cox pr	0	0	0	0	0	0	0	0	0
Olivia Black lf	3	1	0	0	0	0	1	0	0
Allison Sparkman p	0	0	0	0	0	0	0	2	0
Victoria Ash p	0	0	0	0	0	0	0	0	0
Totals	27	4	7	4	2	3	21	13	5

Score by Innings	1	2	3	4	5	6	7	R	H	E
Boston University	1	0	0	0	0	1	4	6	10	0
FGCU	3	0	0	0	0	0	1	4	7	0

Win - Ricard (3-0). Loss - RICHIEZ, A (0-1). Save - None.

PB - THOMAS, M. Pitches/strikes: Nelli 19/11; Ricard 110/76; SPARKMAN, A 83/45; RICHIEZ, A 27/12; ASH, V 3/2.

GAME 7 - @ USF L, 12-4 (5 inn.)

The Automated ScoreBook
FGCU at South Florida (Game 1)
Feb 12, 2025 at Tampa, Fla. (USF Softball Stadium)

FGCU 4 (3-4)

Player	ab	r	h	rbi	bb	so	po	a	lob
Avery Viancos cf	2	1	0	0	1	1	0	0	0
Tiffany Meek 2b	3	1	1	0	0	0	2	2	3
Ana Richiez dp/p	1	0	0	0	0	1	0	0	0
Kalista Birkenstock lf	1	0	0	0	0	1	0	0	0
Nikki Gibson 3b	3	1	2	1	0	0	0	2	0
Maddox Thomas c	1	0	1	1	0	1	0	0	
Kelsey Joiner pr	0	0	0	0	0	0	0	0	
Emily Chiarella rf	2	1	1	0	0	1	2	0	1
Camryn Feast ph	1	0	0	0	0	0	0	0	
Sophie Wylie ss	3	0	1	1	0	0	1	3	2
Maria Angelino 1b	2	0	0	0	0	0	5	0	0
Olivia Black lf	1	0	0	0	0	0	1	0	0
Kendall Wylie ph/lf	1	0	1	1	0	0	0	0	
Elana Roush p	0	0	0	0	0	0	0	0	
Totals	21	4	7	4	2	4	12	7	6

Score by Innings	1	2	3	4	5	R	H	E
FGCU	2	0	0	2	0	4	7	2
South Florida	2	2	0	3	5	12	13	0

Note: None out, 2 runners LOB when the game ended.

E - MEEK, T(3); GIBSON, N(3). DP - FGCU 1. LOB - FGCU 6; South Fla 9. 2B - THOMAS, M(1); ELLIOTT, O.(2); PIERCE, K.(1). HR - WILKES, A.(1). HBP - FOREMAN, J.; GARCIA-SOTO. SH - RICHIEZ, A(2); RIVERA, A.(2); GARCIA-SOTO(1). SF - THOMAS, M(1). SB - GIBSON, N(2); CONSOLAZIO(1); GARCIA-SOTO(2).

FGCU	ip	h	r	er	bb	so	ab	bf	np
Elana Roush	0.2	1	3	3	1	3	8	38	
Ana Richiez	3.1	10	7	5	1	0	18	21	60
Kendall Wylie	0.0	2	2	2	0	0	2	4	26

Win - DIXON, P. (3-0). Loss - RICHIEZ, A (0-2). Save - SARDJA, B. (2).

HBP - by ROUSH, E (FOREMAN, J.); by ROUSH, E (GARCIA-SOTO). Pitches/strikes: ROUSH, E 38/17; RICHIEZ, A 60/35; WYLIE, K 26/16; DIXON, P. 77/51; SARDJA, B. 8/6.

South Florida 12 (4-2)

Player	ab	r	h	rbi	bb	so	po	a	lob
ELLIOTT, O. lf	3	4	3	1	1	0	0	0	0
GALLIGANI, A cf	3	3	1	0	1	0	1	0	0
WILKES, A. 2b	4	2	4	7	0	0	3	1	0
FOREMAN, J. c	2	1	1	1	1	0	5	0	0
CHIN, G. pr	0	0	0	0	0	0	0	0	0
RIVERA, A. ss	2	0	1	1	1	0	0	1	2
PIERCE, K. dp	3	0	2	2	1	1	0	0	0
NELSON, J. 1b	2	0	0	0	1	0	5	0	2
CONSOLAZIO rf	3	1	1	0	0	0	0	3	
GARCIA-SOTO 3b	1	1	0	0	0	0	1	3	0
DIXON, P. p	0	0	0	0	0	0	0	1	0
SARDJA, B. p	0	0	0	0	0	0	0	0	0
Totals	23	12	13	12	6	1	15	6	9

South Florida	ip	h	r	er	bb	so	ab	bf	np
DIXON, P.	4.1	7	4	4	2	4	19	23	77
SARDJA, B.	0.2	0	0	0	0	0	2	2	8

FGCU 2 (3-5)

Player	ab	r	h	rbi	bb	so	po	a	lob
Avery Viancos cf	1	0	0	0	1	0	1	0	0
Kate Maston ph/1b	1	0	0	0	0	1	1	0	0
Tiffany Meek 2b	2	0	0	0	0	1	2	2	0
Lauren Archambault ph/2b	1	0	0	0	0	0	0	1	
Maddox Thomas dp	2	0	0	0	1	0	0	0	
Kelsey Joiner pr	0	1	0	0	0	0	0	0	
Nikki Gibson 3b	1	0	0	0	1	0	2	0	
Ana Richiez ph	1	1	1	0	0	0	0	0	
Sophie Wylie ss	2	0	0	0	1	0	0	1	
Emily Chiarella rf	2	0	1	1	0	0	3	0	
Leslie Flaherty c	2	0	0	0	0	0	3	1	
Kendall Wylie ph	0	0	0	1	0	0	0	0	
Maria Angelino 1b	1	0	0	0	0	1	5	0	
Kalista Birkenstock ph/lf	2	0	1	0	0	1	0	0	
Olivia Black lf	1	0	0	0	0	0	1	0	
Camryn Feast ph/cf	2	0	0	0	0	1	0	0	
Victoria Ash p	0	0	0	0	0	0	0	1	
Totals	21	2	3	2	4	5	18	7	4

Score by Innings	1	2	3	4	5	6	7	R	H	E
FGCU	0	0	0	0	0	0	2	2	3	3
South Florida	0	3	0	0	1	1	X	5	4	1

E - GIBSON, N(3); FLAHERTY, L.; ASH, V(1); BROOKS, D(3). DP - South Fla 1. LOB - FGCU 4; South Fla 3. 2B - RIVERA, A.(1). SH - CHIARELLA, E(1); RIVERA, A.(2). SF - WYLIE, K(2); GALLIGANI, A(1). SB - BIRKENSTOCK(3); BROOKS, D(1); GARCIA-SOTO(2). CS - VIANCOS, A(2); GALLIGANI, A(1); WALZ, S.(1).

FGCU	ip	h	r	er	bb	so	ab	bf	np
Victoria Ash	6.0	4	5	4	4	3	20	26	101

South Florida 5 (5-2)

Player	ab	r	h	rbi	bb	so	po	a	lob
ELLIOTT, O. rf	3	0	0	0	0	1	3	1	0
GALLIGANI, A. cf	1	0	0	1	0	1	0	1	0
WILKES, A. 1b	3	0	0	0	0	1	6	0	2
FOREMAN, J. dp	0	0	0	0	1	0	0	0	0
CHIN, G. pr/dp	2	2	1	0	0	0	0	0	0
RIVERA, A. ss	2	1	1	0	0	0	2	1	0
MARTINEZ C	3	0	0	0	0	5	1	0	0
BROOKS, D. 3b	2	2	1	1	0	1	1	1	0
GARCIA-SOTO 2b	3	0	0	0	0	2	2	1	0
WALZ, J. 1b	1	0	1	2	0	0	0	0	0
SARDIA, B. p	0	0	0	0	0	0	0	0	0
LONG, A. p	0	0	0	0	0	0	0	0	0
DIXON, P. p	0	0	0	0	0	0	0	0	0
Totals	20	5	4	4	3	21	6	3	

2025 BOX SCORES

GAME 9 - VS. WISCONSIN W, 3-1

The Automated ScoreBook Wisconsin at FGCU Feb 14, 2025 at Fort Myers, Fla. (FGCU SoftballComplex)

Wisconsin 1 (4-3)

Player	ab	r	h	rbi	bb	so	po	a	lob
Alivia Bark 1b	3	0	1	1	0	0	11	0	0
Molly Schlosser lf	3	0	1	0	0	0	2	0	0
Hilary Blomberg 3b	3	0	0	0	0	0	3	2	0
Brooke Kuffel rf	2	0	0	0	1	0	0	0	0
Emma King pr	1	0	0	0	0	0	0	0	0
Emily Bojan p	2	0	0	0	0	0	0	0	0
Kate Linkletter lf	1	0	0	0	0	0	0	0	0
Kendra Lewis dp	2	0	0	0	1	0	2	0	0
Emmy Wells c	2	0	0	0	1	1	0	1	0
Hannah Conger pr	0	0	0	0	0	0	0	0	0
Ellie Hubbard ss	2	0	0	0	0	0	2	2	0
Eden Dempsey ph	1	0	0	0	0	0	0	1	0
Makenzie Foster 2b	2	1	1	0	0	0	1	1	0
Danielle Lucey cf	0	0	0	0	0	0	1	0	0
Molly Jacobson p	0	0	0	0	0	0	2	0	0
Totals	24	1	3	1	2	2	18	10	4

Score by Innings	1	2	3	4	5	6	7	R	H	E
Wisconsin	0	0	1	0	0	0	0	1	3	0
FGCU	0	0	3	0	0	0	X	3	5	1

E - VIANCOS, A. LOB - WIS 4; FGCU 3. 2B - Foster, M; THOMAS, M. CS - King, E.

Wisconsin	ip	h	r	er	bb	so	ab	bf	np
Emily Bojan	0.0	0	0	0	0	0	0	0	-
Kendra Lewis	2.2	4	3	3	1	1	12	13	42
Molly Jacobson	3.1	1	0	0	0	0	11	11	34

Win - SPARKMAN, A (3-1). Loss - Lewis, K (1-1). Save - None.

WP - Lewis, K; SPARKMAN, A 2. Pitches/strikes: Lewis, K 42/25; Jacobson, M 34/25; SPARKMAN, A 101/60.

FGCU 3 (4-5)

Player	ab	r	h	rbi	bb	so	po	a	lob
Avery Viancos cf	3	0	0	0	0	0	2	0	0
Tiffany Meek 2b	3	0	0	0	0	0	2	2	0
Ana Richiez 1b	3	1	1	2	0	0	13	0	0
Maddox Thomas c	3	0	1	1	0	0	1	1	0
Kelsey Joiner pr	0	0	0	0	0	0	0	0	0
Nikki Gibson 3b	3	0	1	0	0	0	0	2	1
Emily Chiarella rf	2	0	0	0	0	1	2	0	0
Kate Maston ph	1	0	0	0	0	0	0	0	0
Sophie Wylie ss	2	0	0	0	0	0	1	3	1
Kendall Wylie dp	1	1	1	0	1	0	0	0	0
Olivia Black lf	2	1	1	0	0	0	0	0	1
Allison Sparkman p	0	0	0	0	0	0	0	5	0
Totals	23	3	5	3	1	1	21	13	3

Score by Innings	1	2	3	4	5	6	7	R	H	E
Seton Hall	1	0	2	0	2	2	0	7	7	0
FGCU	0	0	0	3	0	0	0	3	5	0

LOB - SHU 8; FGCU 6. 2B - T. Hill; COWLES, A; FLAHERTY, L. HR - O. Gilbert; E. Howard. HBP - S. Demarco; RICHIEZ, A. SH - J. Blevins. SB - BIRKENSTOCK; CHIARELLA, E.

Seton Hall	ip	h	r	er	bb	so	ab	bf	np
Kelsey Carr	7.0	3	1	1	2	2	24	26	101

Win - SPARKMAN, A (3-1). Loss - Lewis, K (1-1). Save - None.

WP - Lewis, K; SPARKMAN, A 2. Pitches/strikes: Lewis, K 42/25; Jacobson, M 34/25; SPARKMAN, A 101/60.

GAME 10 - VS. SETON HALL L, 7-3

The Automated ScoreBook Seton Hall at FGCU Feb 14, 2025 at Fort Myers, Fla. (FGCU SoftballComplex)

Seton Hall 7 (3-3)

Player	ab	r	h	rbi	bb	so	po	a	lob
Katey Brennan lf	3	1	0	0	1	0	5	0	0
Taylor Hill rf	3	2	2	0	1	0	2	0	0
Kelsey Carr p	2	2	0	0	2	1	0	2	0
Olivia Gilbert 1b	3	1	2	3	1	0	6	0	0
Angelina Benitez pr	0	0	0	0	0	0	0	0	0
Erin Howard c	3	1	1	2	1	1	4	0	0
Jessica Muniz pr	0	0	0	0	0	0	0	0	0
Sophia Demarco dp	3	0	1	0	0	1	0	0	1
Andrea Perez ss	3	0	0	1	1	0	1	1	4
Caroline Hobbes 2b	4	0	1	0	0	0	1	1	0
Jenna Blevins 3b	3	0	0	0	0	0	0	0	3
Amber Johnson cf	0	0	0	0	0	0	2	0	0
Totals	27	7	7	6	7	3	21	4	8

Score by Innings	1	2	3	4	5	6	7	R	H	E
Seton Hall	1	0	2	0	2	2	0	7	7	0
FGCU	0	0	0	3	0	0	0	3	5	0

Score by Innings	1	2	3	4	5	6	7	R	H	E
Seton Hall	1	0	2	0	2	2	0	7	7	0
FGCU	0	0	0	3	0	0	0	3	5	0

LOB - SHU 8; FGCU 6. 2B - T. Hill; COWLES, A; FLAHERTY, L. HR - O. Gilbert; E. Howard. HBP - S. Demarco; RICHIEZ, A. SH - J. Blevins. SB - BIRKENSTOCK; CHIARELLA, E.

Seton Hall	ip	h	r	er	bb	so	ab	bf	np
Kelsey Carr	7.0	5	3	3	3	4	26	30	104

Win - K. Carr (3-0). Loss - ASH, V (0-3). Save - None.

WP - RICHIEZ, A; ASH, V. HBP - by ASH, V (S. Demarco); by K. Carr (RICHIEZ, A). Pitches/strikes: K. Carr 104/64; ASH, V 75/45; RICHIEZ, A 41/19; WYLIE, K 22/11.

FGCU 3 (4-6)

Player	ab	r	h	rbi	bb	so	po	a	lob
Avery Viancos cf	2	0	0	0	1	0	1	0	0
Kate Maston ph	1	0	0	0	0	0	0	0	0
Tiffany Meek 2b	3	0	0	0	0	0	1	0	3
Alexis Cowles ph	1	0	1	0	0	0	0	0	0
Ana Richiez 1b	2	0	0	0	0	1	5	2	0
Kalista Birkenstock pr	0	1	0	0	0	0	0	0	0
Kendall Wylie p	1	0	0	0	0	0	0	1	1
Maddox Thomas dp	2	0	1	0	0	0	0	0	0
Camryn Feast pr	1	1	0	0	0	1	4	0	0
Nikki Gibson 3b	2	0	0	0	1	1	3	0	0
Emily Chiarella rf	3	1	1	1	0	0	0	0	0
Sophie Wylie ss	2	0	1	0	1	0	3	2	0
Leslie Flaherty c	3	0	1	2	0	0	3	0	2
Olivia Black lf	2	0	0	0	0	0	1	0	0
Lauren Archambault ph	1	0	0	0	0	1	0	0	0
Victoria Ash p	0	0	0	0	0	0	0	1	0
Totals	26	3	5	3	3	4	21	9	6

Score by Innings	1	2	3	4	5	6	7	R	H	E
Seton Hall	1	0	2	0	2	2	0	7	7	0
FGCU	0	0	0	3	0	0	0	3	5	0

Score by Innings	1	2	3	4	5	6	7	R	H	E
Seton Hall	1	0	2	0	2	2	0	7	7	0
FGCU	0	0	0	3	0	0	0	3	5	0

LOB - SHU 8; FGCU 6. 2B - T. Hill; COWLES, A; FLAHERTY, L. HR - O. Gilbert; E. Howard. HBP - S. Demarco; RICHIEZ, A. SH - J. Blevins. SB - BIRKENSTOCK; CHIARELLA, E.

Seton Hall	ip	h	r	er	bb	so	ab	bf	np
Kelsey Carr	7.0	5	3	3	3	4	26	30	104

Win - K. Carr (3-0). Loss - ASH, V (0-3). Save - None.

WP - RICHIEZ, A; ASH, V. HBP - by ASH, V (S. Demarco); by K. Carr (RICHIEZ, A). Pitches/strikes: K. Carr 104/64; ASH, V 75/45; RICHIEZ, A 41/19; WYLIE, K 22/11.

GAME 11 - VS. WISCONSIN W, 2-1

The Automated ScoreBook Wisconsin at FGCU Feb 15, 2025 at Fort Myers, Fla. (FGCU SoftballComplex)

Wisconsin 1 (5-4)

Player	ab	r	h	rbi	bb	so	po	a	lob
Makenzie Foster 2b/ph	3	0	0	0	0	0	3	1	3
Hannah Conger ph/2b	1	0	0	0	0	1	0	3	0
Molly Schlosser rf/lf	4	1	1	1	0	0	0	1	0
Hilary Blomberg 3b	4	0	0	0	0	1	2	0	0
Alivia Bark 1b	4	0	1	0	0	0	8	1	0
Brooke Kuffel dp/ph	2	0	2	0	1	0	1	0	2
Eden Echevarria pr/lf	0	0	0	0	0	0	0	0	0
Kate Linkletter pr/lf	0	0	0	0	0	0	0	0	0
Danielle Lucey cf	1	0	1	0	1	0	0	0	0
Emmy Wells c	1	0	1	0	2	0	2	2	0
Rylie Crane pr	0	0	0	0	0	0	0	0	0
Ellie Hubbard ss	3	0	0	0	0	0	3	5	0
Emma King lf/pr	0	0	0	0	0	0	0	0	0
Eden Dempsey ph/dp	2	0	0	0	1	1	0	2	0
Gabi Salo p	0	0	0	0	0	0	0	3	0
Totals	25	1	6	1	5	2	18	16	9

Score by Innings	1	2	3	4	5	6	7	R	H	E
Wisconsin	1	0	0	0	0	0	0	1	6	3
FGCU	0	2	0	0	0	0	X	2	7	1

E - Blomberg, H 3; MECK, T. DP - WIS 1. LOB - WIS 9; FGCU 6. HR - Schlosser, M. SH - Lucey, D; FLAHERTY, L. CS - Schlosser, M; Echevarria E; WYLIE, S.

Wisconsin	ip	h	r	er	bb	so	ab	bf	np
Gabi Salo	6.0	7	2	2	1	2	24	26	81

Win - ASH, V (1-3). Loss - Salo, G (3-2). Save - SPARKMAN, A (1). Pitches/strikes: Salo, G 81/59; ASH, V 72/42; SPARKMAN, A 27/15.

FGCU 2 (5-6)

Player	ab	r	h	rbi	bb	so	po	a	lob
Avery Viancos cf	3	0	2	0	0	0	2	0	2
Tiffany Meek 2b	3	0	0	0	0	0	1	4	2
Ana Richiez 1b	3	0	0	0	0	1	10	0	0
Maddox Thomas dp/c	2	0	0	0	0	0	0	0	1
Kalista Birkenstock pr/dp	1	0	1	0	0	0	0	0	0
Nikki Gibson 3b	2	1	0	0	1	1	0	2	0
Emily Chiarella rf	3	1	1	0	0	0	1	0	0
Leslie Flaherty c/dp	2	0	1	0	0	0	2	2	0
Kelsey Joiner pr	0	0	0	0	0	0	0	0	0
Sophie Wylie ss	3	0	1	1	0	0	3	3	1
Olivia Black lf	2	0	1	0	0	0	2	0	0
Victoria Ash p	0	0	0	0	0	0	0	0	0
Allison Sparkman p	0	0	0	0	0	0	0	0	0
Totals	24	2	7	1	1	2	21	11	6

Score by Innings	1	2	3	4	5	6	7	R	H	E
Omaha	4	1	0	0	0	2	1	8	11	0
FGCU	0	2	0	0	0	0	0	2	4	1

E - ANGELINO, M. DP - OMAHA 1. LOB - OMAHA 5; FGCU 3. 2B - THOMASON, S.; DURR, Emma; THOMAS, M. HR - EDWARDS, A.. SH - CHIARELLA, E. SF - SCHMIDT, S.. SB - CRAMER, M.; O'BRIEN, M..

Omaha	ip	h	r	er	bb	so	ab	bf	np
WIGGINS, Alexis	7.0	4	2	2	2	3	23	26	88

Win - None. Loss - None. Save - None.

WP - RICHIEZ, A. Pitches/strikes: WIGGINS, A. 88/53; RICHIEZ, A 90/53; WYLIE, K 30/18.

GAME 12 - VS OMAHA L, 8-2

The Automated ScoreBook Omaha at FGCU Feb 15, 2025 at Fort Myers, Fla. (FGCU SoftballComplex)

Omaha 8

Player	ab	r	h	rbi	bb	so	po	a	lob
CRAMER, Marra cf	4	2	2	0	0	0	2	0	0
O'BRIEN, Maggie ss	4	1	3	1	0	0	0	1	1
THOMASON, Sydney 3b	4	2	2	2	0	0	2	3	0
RONGISCH, Ava lf	4	1	1	1	0	0	3	0	1
JOHNSON, Katherine 2b	4	0	0	0	0	1	1	2	0
SCHMIDT, Sammy rf	3	0	0	1	0	0	2	0	0
DURR, Emma dp	3	1	1	1	1	0	0	0	2
EDWARDS, Alyson 1b	3	1	2	2	0	0	8	0	1
SALAZAR, Gabby pr	0	0	0	0	0	0	0	0	0
GROFF, Rylin c	3	0	0	0	1	3	0	0	0
WIGGINS, Alexis p	0	0	0	0	0	0	0	3	0
Totals	32	8	11	8	1	2	21	9	5

2025 BOX SCORES

GAME 13 - VS. OMAHA L, 5-0

The Automated ScoreBook

Omaha at FGCU

Feb 16, 2025 at Fort Myers, Fla. (FGCU SoftballComplex)

Omaha 5 (9-1)

Player	ab	r	h	rbi	bb	so	po	a	lob
CRAMER, Marra cf	4	1	2	0	0	0	2	0	2
GLENN, Caroline ph	1	0	0	0	0	0	0	0	0
O'BRIEN, Maggie ss	2	0	0	1	1	0	1	1	0
THOMASON, Sydney 3b	3	1	1	1	1	0	1	1	2
RONGISCH, Ava lf	3	0	0	1	0	1	1	0	0
JOHNSON, Katherine 2b	4	0	2	0	0	0	0	1	4
SCHMIDT, Sammy dp	4	1	3	1	0	0	0	0	0
DURR, Emma rf	3	1	0	0	1	2	1	0	3
WILWERDING, Haley 1b	3	0	2	1	0	0	4	0	0
WHITE, Rylee ph	1	0	0	0	0	0	0	0	0
GROFF, Rylinn c	3	1	2	0	0	0	11	0	0
URBAN, Bree ph	1	0	0	0	0	1	0	0	0
GROFF, Maddia p	0	0	0	0	0	0	0	0	0
Totals	32	5	12	5	3	4	21	3	11

FGCU 0 (5-8)

Player	ab	r	h	rbi	bb	so	po	a	lob
Avery Viancos cf	4	0	1	0	0	2	3	0	3
Tiffany Meek 2b	2	0	1	0	1	1	3	1	0
Maddox Thomas c	1	0	0	0	1	1	2	0	2
Leslie Flaherty c	1	0	0	0	0	2	0	0	0
Nikki Gibson 3b	2	0	0	0	1	0	1	0	1
Alexis Cowles dp	1	0	0	0	0	1	0	0	0
Kate Maston ph	2	0	0	0	0	1	2	1	1
Emily Chiarella rf	3	0	2	0	0	0	1	0	0
Sophie Wylie ss	2	0	0	0	0	2	2	5	0
Kallista Birkenstock ph	1	0	1	0	0	0	0	0	0
Olivia Black lf	3	0	1	0	0	0	2	0	0
Maria Angelino 1b	1	0	0	0	0	1	3	1	0
Lauren Archambault ph	2	0	0	0	0	2	0	0	0
Allison Sparkman p	0	0	0	0	0	0	0	0	0
Victoria Ash p	0	0	0	0	0	0	0	1	0
Totals	25	0	6	0	3	11	21	9	7

Score by Innings

	1	2	3	4	5	6	7	R	H	E
Omaha	1	0	1	1	2	0	0	5	12	0
FGCU	0	0	0	0	0	0	0	0	6	0

LOB - OMAHA 11; FGCU 7. 2B - CRAMER, M.; MEEK, T. HBP - RONGISCH, A.. SF - O'BRIEN, M.. SB - VIANCOS, A; BLACK, O.

Omaha	ip	h	r	er	bb	so	ab	bf	np	FGCU	ip	h	r	er	bb	so	ab	bf	np
GROFF, Maddia	7.0	6	0	0	3	11	25	28	108	Allison Sparkman	4.0	8	3	3	2	2	20	23	80
										Victoria Ash	3.0	4	2	2	1	2	12	14	54

Win - GROFF, M. (5-1). Loss - SPARKMAN, A (3-2). Save - None.

HBP - by SPARKMAN, A (RONGISCH, A.). Pitches/strikes: GROFF, M. 108/76; SPARKMAN, A 80/54; ASH, V 54/37.

2024 SEASON STATS

HITTING

Player	avg	gp-gs	ab	r	h	2b	3b	hr	rbi	tb	slg%	bb	hp	so	gdp	ob%	sf	sh	sb-att	po	a	e	fld%
Viancos,Avery	.351	57-42	131	27	46	2	3	0	8	54	.412	15	0	29	0	.418	0	0	20-24	75	0	3	.962
Gibson,Nikki	.343	57-49	140	21	48	3	0	1	24	54	.386	13	2	15	1	.399	3	1	13-13	93	108	17	.922
Oakes,Riley	.337	58-58	193	27	65	8	4	1	24	84	.435	10	0	18	0	.368	1	0	12-14	97	3	2	.980
Black,Olivia	.303	52-48	119	20	36	0	2	0	12	40	.336	12	0	19	0	.366	0	0	20-23	42	3	0	1.000
Peterson,Neely	.301	56-55	163	15	49	10	1	4	36	73	.448	11	3	25	4	.354	1	1	3-3	213	33	7	.972
Meek,Tiffany	.274	56-56	157	23	43	3	1	0	12	48	.306	13	1	19	1	.331	1	2	10-13	133	94	16	.934
Wittenberg,Mckenzie	.238	52-24	84	16	20	3	3	0	11	29	.345	3	2	16	0	.281	0	0	4-4	6	0	1	.857
Ricks,Meagan	.228	58-57	149	22	34	7	2	2	17	51	.342	17	7	29	1	.333	1	4	14-14	387	14	3	.993
Duncan,Annalyn	.200	22-9	25	2	5	0	0	0	4	5	.200	3	0	5	0	.276	1	3	0-0	8	12	1	.952
Chiarella,Emily	.189	53-26	74	11	14	1	0	0	2	15	.203	9	0	7	0	.277	0	0	6-6	34	6	4	.909
Wylie,Sophie	.155	59-50	97	7	15	4	0	0	9	19	.196	4	0	12	1	.186	1	8	2-2	70	75	10	.935
Leski,Sam	.146	26-12	41	1	6	2	0	0	4	8	.195	0	2	8	0	.186	0	0	0-0	38	9	2	.959
Carr,Madison	.114	27-19	44	0	5	1	0	0	6	6	.136	3	0	8	1	.170	0	0	0-0	0	0	1	.000
Estes,Cacha	.111	37-8	36	0	4	0	0	0	7	4	.111	5	4	9	0	.283	1	2	1-1	2	0	0	1.000
Angelino,Maria	.103	21-9	29	4	3	0	1	1	2	8	.276	2	1	14	0	.188	0	1	0-0	10	24	5	.872
Roper,Kayleigh	.091	33-8	44	2	4	0	0	0	6	4	.091	2	3	9	1	.180	1	0	0-0	12	17	2	.935
Feast,Camryn	.077	29-0	13	7	1	1	0	0	1	2	.154	0	1	7	0	.143	0	0	0-0	2	0	0	1.000
Huebsch	.000	2-0	1	0	0	0	0	0	0	0	.000	0	0	0	0	.000	0	0	0-0	0	0	0	.000
Cowles,Alexis	.000	1-1	1	0	0	0	0	0	0	0	.000	0	0	0	0	.000	0	0	0-0	0	0	0	.000
Tinari,Marina	.000	2-0	0	1	0	0	0	0	0	0	.000	0	0	0	0	.000	0	0	0-0	0	4	1	.800
Bonilla,Angelina	.000	1-0	0	0	0	0	0	0	0	0	.000	0	0	0	0	.000	0	0	0-0	0	22	1	.957
Totals	.258	59	1541	206	398	45	17	9	185	504	.327	122	26	249	10	.321	11	22	105-117	1227	486	77	.957
Opponents	.229	59	1519	171	348	48	10	20	152	476	.313	175	28	248	9	.318	12	45	29-44	1183	460	62	.964

PITCHING

Player	era	w-l	app	gs	cg	sho	sv	ip	h	r	er	bb	so	2b	3b	hr	b/avg	wp	hp	bk	sfa	sha
Sparkman,Allison	1.68	12-6	30	16	1	1/4	1	104.1	80	38	25	34	55	7	1	1	.214	4	5	0	1	16
Bonilla,Angelina	1.81	15-5	40	20	11	3/4	9	154.2	113	47	40	58	113	18	3	6	.205	9	8	0	7	16
Hulme,Ally	2.86	2-2	20	9	0	0/2	1	56.1	65	28	23	32	31	10	2	5	.286	7	5	0	3	8
Maulding,Claire	2.96	8-6	28	13	1	0/2	1	78.0	70	44	33	41	43	10	4	4	.232	7	7	0	0	5
Tinari,Marina	4.47	0-2	12	1	0	0/1	0	15.2	20	14	10	10	6	3	0	4	.308	2	3	0	1	0
Totals	2.24	37-21	59	59	13	10/6	12	409.0	348	171	131	175	248	48	10	20	.229	29	28	0	12	45
Opponents	2.88	21-37	59	59	25	7/3	3	394.1	398	206	162	122	249	45	17	9	.258	18	26	0	11	22

2024 SEASON STATS

FIELDING

Player	c	po	a	e	fld%	dp	sba	csb	sba%	pb	ci
Black,Olivia	45	42	3	0	1.000	0	0	0	---	0	0
Sparkman,Allison	41	2	39	0	1.000	3	5	4	.556	0	0
Maulding,Claire	14	2	12	0	1.000	1	10	1	.909	0	0
Feast,Camryn	2	2	0	0	1.000	0	0	0	---	0	0
Estes,Cacha	2	2	0	0	1.000	0	0	0	---	0	0
Ricks,Meagan	404	387	14	3	.993	13	0	0	---	0	0
Oakes,Riley	102	97	3	2	.980	0	0	0	---	0	0
Peterson,Neely	253	213	33	7	.972	0	24	12	.667	3	2
Viancos,Avery	78	75	0	3	.962	0	0	0	---	0	0
Leski,Sam	49	38	9	2	.959	0	5	3	.625	0	0
Bonilla,Angelina	23	0	22	1	.957	0	9	8	.529	0	0
Duncan,Annalyn	21	8	12	1	.952	0	0	0	---	0	0
Wylie,Sophie	155	70	75	10	.935	8	0	0	---	0	0
Roper,Kayleigh	31	12	17	2	.935	0	0	0	---	0	0
Meek,Tiffany	243	133	94	16	.934	7	0	0	---	0	0
Hulme,Ally	13	1	11	1	.923	0	5	1	.833	0	0
Gibson,Nikki	218	93	108	17	.922	5	0	0	---	0	0
Chiarella,Emily	44	34	6	4	.909	1	0	0	---	0	0
Angelino,Maria	39	10	24	5	.872	3	0	0	---	0	0
Wittenberg,Mckenzie	7	6	0	1	.857	1	0	0	---	0	0
Tinari,Marina	5	0	4	1	.800	0	0	1	.000	0	0
Carr,Madison	1	0	0	1	.000	0	0	0	---	0	0
Cowles,Alexis	0	0	0	0	.000	0	0	0	---	0	0
Huebsch	0	0	0	0	.000	0	0	0	---	0	0
Totals	1790	1227	486	77	.957	19	29	15	.659	3	2
Opponents	1705	1183	460	62	.964	18	104	12	.897	7	1

TEAM YEAR-BY-YEAR (DI ERA)

Year	avg	gp-gs	ab	r	h	2b	3b	hr	rbi	tb	slg%	bb	hbp	so	gdp	ob%	sf	sh	sb-att	po	a	e	fld%
2008	.310	64-64	1762	417	546	87	15	71	375	876	.497	283	33	346	3	.411	17	31	86-99	1266	433	78	.956
2009	.351	56-56	1539	419	540	83	14	69	381	858	.558	242	32	269	2	.446	13	16	80-104	1082	495	74	.955
2010	.237	52-52	1365	209	323	56	5	35	176	494	.362	191	32	390	4	.342	8	18	61-79	1054	417	78	.950
2011	.247	56-56	1415	223	349	48	11	32	186	515	.364	230	39	397	1	.365	11	19	39-52	1116	470	74	.955
2012	.258	62-62	1585	270	409	72	11	50	240	653	.412	226	39	371	4	.361	18	34	78-88	1229	620	62	.968
2013	.274	55-55	1444	294	396	69	18	52	270	657	.455	230	37	263	6	.382	25	26	87-102	1122	552	57	.967
2014	.273	60-60	1552	246	424	53	12	46	230	639	.412	146	19	260	12	.341	12	35	43-52	1195	588	69	.963
2015	.265	53-53	1344	202	356	37	8	18	173	463	.344	120	32	218	4	.336	16	26	80-92	1026	532	77	.953
2016	.288	59-59	1540	240	443	64	9	20	212	585	.380	150	33	234	6	.360	18	35	59-67	1180	510	100	.944
2017	.257	60-60	1543	210	397	57	13	19	185	537	.348	173	27	241	8	.340	12	31	72-82	1202	479	77	.956
2018	.251	56-56	1461	193	366	55	13	31	177	540	.370	112	23	270	12	.312	12	29	54-66	1184	440	62	.963
2019	.253	51-51	1335	169	338	57	10	18	150	469	.351	112	31	241	4	.324	5	33	49-59	1071	355	46	.969
2020	.326	27-27	709	164	231	31	9	14	149	322	.454	77	18	116	0	.401	8	22	55-63	541	194	32	.958
2021	.273	47-47	1213	173	331	57	6	11	149	433	.357	93	25	198	1	.334	12	35	67-75	960	440	46	.968
2022	.248	51-51	1308	161	324	46	10	29	151	477	.365	99	26	232	3	.312	7	27	31-41	1010	343	47	.966
2023	.255	58-58	1498	227	382	56	15	21	194	531	.354	130	35	255	5	.324	23	27	118-139	1176	393	64	.961
2024	.258	59-59	1541	206	398	45	17	9	185	504	.327	122	26	249	10	.321	11	22	105-117	1227	486	77	.957

Year	era	w-l	app	gs	cq	sho	sv	ip	h	r	er	bb	so	2b	3b	hr	bf	bavg	wp	hbp	bk	sfa	sha
2008	2.52	48-16	64	64	46	14/0	3	423.0	408	199	152	127	328	55	9	38	1873	.249	27	37	3	14	57
2009	2.64	47-9	56	56	25	12/3	9	360.2	354	186	136	115	233	48	4	27	1606	.247	20	20	1	6	30
2010	3.11	24-28	52	52	24	3/1	4	351.1	428	204	156	104	230	48	7	16	1649	.294	23	23	9	8	56
2011	2.46	31-25	56	56	29	13/3	3	372.1	369	179	131	81	245	45	7	28	1624	.251	10	23	1	7	39
2012	2.07	38-24	62	62	30	12/1	5	409.2	389	173	121	108	239	41	8	26	1744	.247	25	24	0	5	34
2013	3.13	36-18	55	55	24	7/1	5	374.0	395	207	167	160	159	55	7	32	1706	.268	14	29	3	7	34
2014	3.04	33-26	60	60	27	12/3	7	398.2	454	212	173	122	148	49	8	34	1791	.280	23	15	0	4	30
2015	3.95	23-30	53	53	26	4/1	3	342.0	404	268	193	158	193	60	10	24	1645	.285	20	32	6	7	29
2016	2.81	32-27	59	59	13	10/2	7	393.1	410	222	158	127	251	60	11	18	1778	.262	15	25	0	10	53
2017	2.83	30-30	60	60	35	12/4	6	400.2	420	213	162	141	264	45	12	15	1788	.267	14	17	2	15	42
2018	1.93	39-17	56	56	13	10/2	17	394.2	333	152	109	139	301	42	6	20	1696	.222	17	21	0	7	26
2019	1.73	29-22	51	51	30	12/4	0	357.0	296	117	88	125	305	38	9	5	1496	.224	11	19	0	7	26
2020	2.45	19-8	27	27	5	4/3	3	180.1	169	78	63	52	160	25	2	7	776	.246	4	15	0	2	19
2021	2.71	28-19	47	47	19	6/3	6	320.0	305	153	124	91	145	41	8	19	1374	.250	13	24	0	12	26
2022	4.30	18-33	51	51	5	4/2	7	336.2	398	246	207	190	179	65	10	37	1596	.294	20	18	0	14	20
2023	3.16	32-25	58	58	13	11/4	6	392.0	408	212	177	170	237	63	12	35	1778	.265	27	13	0	15	38
2024	2.24	37-21	59	59	13	10/6	12	409.0	348	171	131	175	248	48	10	20	1781	.229	29	28	0	12	45