

UTAH BASKETBALL



MATCH UP

UTAH RUNNIN' UTES
15-11, 6-8 BIG 12
Head Coach: Craig Smith
Alma Mater: North Dakota '96
Record at Utah: 65-61 (4th Season)
Overall Record (DI): 218-140 (10th Season)



AT



UCF KNIGHTS
13-13, 4-11 BIG 12

Johnny Dawkins : Head Coach
Duke '86 :Alma Mater
161-116 (9th Season) :Record at UCF
317-231 (17th Season) :Overall Record

GAME INFORMATION

SERIES HISTORY

Overall.....	Utah Trails 1-0
Current Streak.....	Utah Trails 1-0
Last 10.....	Utah Trails 1-0
In Big 12.....	N/A
In Orlando.....	N/A
In Salt Lake City.....	N/A
In Huntsman Center.....	N/A
In Neutral Games.....	Utah Trails 1-0
Last Meeting.....	UCF, 67-61
Smith vs. UCF.....	FIRST MEETING

ARENA INFO • ADDITION FINANCIAL ARENA

Location.....	Orlando, FL
Capacity.....	10,000

TELEVISION • ESPN+

Play-By-Play.....	Drew Feliios
Analyst.....	BJ Taylor
Producer.....	Todd Jones
Live-Stream.....	ESPN.com/watch & ESPN App

RADIO • ESPN 700

Play-by-Play.....	Bill Riley
Analyst.....	Sean Mooney
Online.....	Tuneln.com [Free]
SiriusXM.....	Channel 383 [Web]

LIVE STATS

www.statbroadcast.com [public]

MEDIA CONTACT

MBB Contact.....	John Vu
E-Mail.....	jvu@huntsman.utah.edu
Cell.....	714-728-9163
Twitter.....	@Vuuster
Address.....	1825 E. South Campus Dr. Salt Lake City, UT 84112-0900

UTAH GAME NOTES

The Utah men's basketball team will take its final road swing of the road as it goes east to the Sunshine State to battle the UCF Knights on Sunday, Feb. 23, beginning at 2 p.m. (MST) on ESPN+.

IN THE NATION

Thru games on Feb. 19, here are how the Utes and their players rank...

	NCAA	BIG 12	
CATEGORY	RANK	RANK	VALUE
Assists per Game	7th	1st	17.9
Rebounds per Game	23rd	2nd	39.65
DREB per Game	32nd	3rd	27.42
A/TO Ratio	45th	3rd	1.45
Defensive FG%	46th	5th	41.0
Rebounding Margin	48th	6th	5.0
FTA per Game	53rd	4th	21.8
Bench Points per Game	57th	4th	25.7

PLAYER	CATEGORY	NCAA	BIG 12	VALUE
Gabe Madsen	Total 3FGA	6th	1st	238
Gabe Madsen	Total 3FGM	34th	2nd	77
Gabe Madsen	3FGM Per Game	35th	2nd	2.96

NO REST FOR THE WEARY

Here's where Utah's conference schedule stacks up through games on Feb. 19...

RANK	TEAM	RANK	TEAM
17	Kansas State	34	Oklahoma State
18	UCF	35	Arizona State
23	Arizona	39	Utah
25	Baylor	41	Texas Tech
26	TCU	42	Kansas
28	West Virginia	46	BYU
31	Cincinnati	49	Houston
33	Colorado	50	Iowa State

LAST GAME STARTERS



#2	#10	#25	#34	#55
EZRA AUSAR	JAKE WAHLIN	MIKE SHARAVJAMS	LAWSON LOVERING	GABE MADSEN
JR • FORWARD	SO • FORWARD	JR • GUARD	SR • CENTER	5TH • GUARD
MIN 21.5	MIN 23.5	MIN 21.9	MIN 23.3	MIN 28.8
PPG 11.4	PPG 6.3	PPG 6.8	PPG 8.9	PPG 15.5
RPG 4.8	RPG 5.2	APG 2.6	RPG 5.0	FG% .378
FG% .518	FG% .469	FG% .417	FG% .589	3FG% .324

2024-25 SCHEDULE

Date	OPPONENT	TV	Time/Result
Oct. 29	CSU Pueblo [Exh]	--	W, 98-67
Nov. 4	Alcorn State	ESPN+	W, 100-59
Nov. 7	Central Arkansas	ESPN+	W, 98-63
Nov. 12	Queens	ESPN+	W, 86-65
Nov. 17	vs. #RV/RV Mississippi State ⁽¹⁾	ESPN2	L, 78-73
Nov. 22	Utah Tech	ESPN+	W, 84-53
Nov. 26	MVSU ⁽²⁾	ESPN+	W, 94-48
Nov. 30	Eastern Washington ⁽²⁾	ESPN+	W, 88-80
Dec. 7	#RV/RV St. Mary's	ESPN+	L, 72-63
Dec. 14	Radford	ESPN+	W, 81-63
Dec. 17	Florida A&M	ESPN+	W, 89-59
Dec. 21	vs. Iowa	Big Ten Network	L, 95-88
Dec. 31	at #25/21 Baylor*	ESPN+	L, 81-56
Jan. 4	#RV/RV Texas Tech*	ESPN+	L, 93-65
Jan. 7	at #3/3 Iowa State*	ESPN+	L, 82-59
Jan. 11	Oklahoma State*	ESPN+	W, 83-62
Jan. 15	at TCU*	ESPN+	W, 73-65
Jan. 18	BYU*	ESPN+	W, 73-72 (OT)
Jan. 22	at #7/5 Houston*	ESPN+	L, 70-36
Jan. 25	#RV/RV Baylor*	ESPN2	L, 76-61
Jan. 28	Cincinnati*	CBSSN	W, 69-66
Feb. 1	at Oklahoma State*	ESPN+	L, 81-72
Feb. 5	Colorado*	ESPN+	W, 72-59
Feb. 8	at #--/RV West Virginia*	ESPN+	L, 72-61
Feb. 11	at Cincinnati*	ESPN+	L, 85-75
Feb. 15	#17/20 Kansas*	ESPN	W, 74-67
Feb. 17	Kansas State*	ESPN2	W, 74-69
Feb. 23	at UCF*	ESPN+	2 p.m.
Feb. 26	at Arizona*	ESPN+	7 p.m.
March 1	Arizona State*	ESPN+	5 p.m.
March 4	West Virginia*	ESPN+	7 p.m.
March 8	at BYU*	ESPN2	8 p.m.

--BIG 12 TOURNAMENT⁽³⁾--

March 11	First Round	ESPN+	TBD
March 12	Second Round	ESPN+	TBD
March 13	Quarterfinals	ESPN+	TBD
March 14	Semifinals	ESPN+	TBD
March 15	Championship	ESPN+	TBD

--NCAA TOURNAMENT--

March 20-23	1st & 2nd Rounds	TBD	TBD
March 27-30	Regional Finals	TBD	TBD
April 5	Final Four	TBD	TBD
April 7	Championship	TBD	TBD

Home Games in **Bold** | All Times **MOUNTAIN**

* - BIG 12 Conference Game

1 - Mid-South Showdown (Landers Center - Southaven, MS)

2 - Mountain to Sea Showcase (Huntsman Center - Salt Lake City, UT)

3 - T-Mobile Center (Kansas City, KS)

DID YOU KNOW?

Utah and UCF will square off for just the second time in program history, but it'll be the first time the Runnin' Utes and Knights have fought on US soil.

2006 Puerto Rico Shootout

San Juan, P.R. • Mario Morales Coliseum

Dec. 19, 2006 - Utah: 61 - UCF: 67

ALL-TIME RESULTS VS. UCF

DATE	W/L	SCORE	LOCATION
12/19/2006	L	61-67	San Juan, P.R.
02/23/2025	--	--	[B12] Orlando

IN THE NET

Latest NET Rankings for the Big 12 through games on Feb. 15

	NET RANK	AVG OPP NET RANK	Q1	Q2	Q3	Q4
Houston	3	17	5-4	8-0	4-0	5-0
Texas Tech	7	44	6-4	4-1	4-1	6-0
Iowa St.	8	42	6-4	7-0	2-1	6-0
Arizona	9	14	8-6	2-2	4-0	4-0
Kansas	22	4	5-7	3-2	6-0	3-0
Baylor	30	6	5-9	3-1	2-0	5-0
BYU	31	58	3-7	4-1	5-0	6-0
West Virginia	43	18	5-7	3-3	3-0	5-0
Cincinnati	47	53	0-9	8-2	0-0	7-0
Arizona St.	66	4	3-10	3-2	2-2	4-0
Utah	71	56	2-9	2-2	3-0	8-0
TCU	72	12	3-7	3-4	4-0	5-0
Kansas St.	76	26	4-8	2-4	3-1	4-0
UCF	80	15	3-8	1-5	4-0	5-0
Oklahoma St.	98	46	0-9	2-3	5-1	6-0
Colorado	100	28	1-10	1-6	3-0	5-0

DOWN THE FINAL STRETCH

With five games remaining in the regular-season, the Runnin' Utes are just one game out of .500 sitting at 7-8 in Big 12 play. Per the Big 12 Conference, every Big 12 team that has finished .500 or better in league play has made the NCAA Tournament since 2014-15 and every team that has finished .500 in league play has made the tournament since 2009-10.

UTES DOMINATE BOARDS

Utah dominated the battle of the boards this past Monday against Kansas State, out-rebounding the Wildcats 51-28. In addition, the Utes also had a 21-6 advantage on the offensive glass. The last time Utah grabbed 21 offensive rebounds was last season against No. 8/8 Arizona in triple overtime. However, the last time Utah pulled down 21 offensive boards in a regulation game dated back to Dec. 28, 2013, against St. Katherine.

The +23 rebounding differential against Kansas was the first time Utah had out-rebounded an opponent by 20-plus boards since out-rebounding UCLA 50-28 (+22) last season and wound up handing the Bruins their second largest margin of defeat in program history 90-44.

SENIOR SEND OFF

The Utah men's basketball program will be honoring six seniors in its final home game of the regular-season on Tuesday, March 4, against West Virginia. The Runnin' Utes will be celebrating Hunter Erickson, Brandon Haddock, Lawson Lovering, Caleb Lohner, Mason Madsen and Gabe Madsen.

AGAINST THE RANKED

Utah is 71-166 (.300) all-time against AP ranked opponents and is 41-45 (.477) all-time against AP ranked opponents at home.

2024-25 BIG 12 STANDING

Thru games on 2/19/2025	CONFERENCE			OVERALL		
	W-L	PCT	STRK	W-L	PCT	STRK
#5/5 Houston	14-1	.933	W5	22-4	.846	W5
#19/18 Arizona	12-3	.800	W1	18-8	.692	W1
#8/8 Iowa State	11-4	.733	W4	21-5	.808	W4
#9/10 Texas Tech	11-4	.733	L1	20-6	.769	L1
BYU	9-6	.600	W3	18-8	.692	W3
#23/25 Kansas	8-7	.533	L2	17-9	.654	L2
Baylor	8-7	.533	L1	16-10	.615	L1
TCU	8-7	.533	W3	15-11	.577	W3
West Virginia	7-8	.467	W1	16-10	.615	W1
Utah	7-8	.467	W2	15-11	.577	W2
Kansas State	7-8	.467	L2	13-13	.500	L2
Cincinnati	5-10	.333	L2	15-11	.577	L2
Oklahoma State	5-10	.333	W1	13-13	.500	W1
UCF	4-11	.267	L7	13-13	.500	L7
Arizona State	3-12	.200	L6	12-14	.462	L6
Colorado	1-14	.067	L1	10-16	.385	L1

ALL-BIG 12 PRESEASON AWARDS

FIRST TEAM

PLAYER	SCHOOL	YR	POS
Caleb Love	Arizona	5th	Guard
LJ Cryer	Houston	Gr.	Guard
J'Wan Roberts	Houston	Gr.	Forward
Tamin Lipsey	Iowa State	Jr.	Guard
Hunter Dickinson*	Kansas	Gr.	Center

*-unanimous selection

SECOND TEAM

PLAYER	SCHOOL	YR	POS
Norchad Omier	Baylor	5th	Forward
Jeremy Roach	Baylor	5th	Guard
Keshon Gilbert	Iowa State	Sr.	Guard
Dajuan Harris	Kansas	Gr.	Guard
Coleman Hawkins	Kansas State	Sr.	Guard

PRESEASON PLAYER OF THE YEAR

Hunter Dickinson, Kansas

PRESEASON CO-NEWCOMER OF THE YEAR

Jeremy Roach, Baylor

PRESEASON CO-NEWCOMER OF THE YEAR

Coleman Hawkins, Kansas State

PRESEASON FRESHMAN OF THE YEAR

VJ Edgcombe, Baylor

75.3	SCORING OFFENSE	79.0
70.6	SCORING DEFENSE	80.6
+4.7	SCORING MARGIN	-1.6
.452	FIELD GOAL %	.421
.332	3FG%	.338
.337	3FG% DEFENSE	.337
39.7	REBOUNDS PER GAME	36.2
+5.0	REBOUND MARGIN	-2.3
17.9	ASSISTS PER GAME	14.2
12.3	TURNOVERS PER GAME	12.3
-1.2	TURNOVER MARGIN	+1.1
1.5	ASSISTS/TO RATIO	1.2
6.4	STEALS PER GAME	7.5
4.0	BLOCKS PER GAME	4.3

ALL-TIME 3FG MADE

RK	NAME	YEARS	3FGM
1.	Gabe Madsen	2021-Pres.	290
2.	Nick Jacobson	2000-04	287
3.	Johnnie Bryant	2005-08	245
4.	Brandon Taylor	2012-16	244
5.	Shaun Green	2005-09	235
6.	Jordan Loveridge	2012-16	223
7.	Keith Van Horn	1993-97	206
8.	Phil Dixon	1989-94	185
9.	Sedrick Barefield	2016-19	183
10.	Josh Grant	1988-93	153
	Phil Cullen	1998-02	153

ALL-TIME STEALS

RK	NAME	YEARS	STEALS
1.	Andre Miller	1995-99	254
2.	Josh Grant	1988-93	191
3.	Brandon Taylor	2012-16	164
4.	Pace Manion	1979-83	159
5.	Delon Wright	2013-15	155
6.	Kelvin Upsaw	1983-86	135
7.	Shaun Green	2005-9	134
	Mitch Smith	1985-89	134
9.	Gale Gondrezick	1984-88	124
10.	Jimmy Soto	1989-93	122
	Gabe Madsen	2021-Pres.	96

ALL-TIME SCORING

RK	PLAYER (YEARS)	GP	PTS	AVG
20.	Mervin Jackson (1965-68)	83	1,458	17.6
21.	Jerry Chambers (1964-66)	57	1,400	24.6
22.	Gabe Madsen (2021-Pres.)	113	1,363	12.1
23.	Timmy Allen (2018-21)	85	1,323	15.6
24.	Johnnie Bryant (2005-08)	92	1,301	14.1
25.	Ken Gardner (1968-71)	79	1,291	16.3
26.	Alex Jensen (1994-2000)	133	1,279	9.6
27.	Branden Taylor (2012-16)	133	1,270	9.5
28.	Kevlin Upshaw (1983-86)	84	1,229	14.6
29.	Greg Deane (1975-79)	113	1,212	10.7
30.	Jimmy Soto (1989-93)	130	1,153	8.9
31.	Art Bunte (1954-56)	54	1,152	20.6
32.	George Fisher (1963-66)	79	1,134	14.4
33.	Charles Menatti (1972-76)	109	1,130	10.4
34.	Andrew Bogut (2003-05)	68	1,126	16.5
35.	Sedrick Barefield (2016-19)	87	1,121	12.9
36.	Shaun Green (2005-09)	126	1,118	8.9
37.	Byron Wilson (1990-93)	98	1,087	11.1
38.	Jashon Washburn (2009-13)	123	1,073	8.7
39.	Britton Johnsen (1997-98, 2000-03)	109	1,051	9.6
40.	Delon Wright (2013-15)	68	1,022	15.0
41.	Angelo Robinson (1980-84)	119	1,020	8.6
42.	Pace Mannion (1979-83)	116	1,018	8.8

Last Win vs. AP Ranked Opp: 2/15/25 vs. #17 Kansas - 74-67

Record vs. #17 AP Ranked Opp: 6-10 (.375)

Last Win vs. #17 AP Ranked Opp: 2/15/25 vs. #17 Kansas - 74-67

Last Win vs. Top-20 AP Ranked Opp: 2/15/25 vs. #17 Kansas - 74-67

Last Win vs. AP Ranked Opp (Home): 2/15/25 vs. #17 Kansas - 74-67

Last Win vs. AP Ranked Opp (OT): 3/21/18 at #25 St. Mary's - 67-58 (OT) [NIT QF]

Last Win vs. AP Ranked Opp (Home Conference): 2/15/25 vs. #17 Kansas - 74-67

ALL-TIME VS. #17 AP RANKED OPPONENTS

DATE	OPP	H/A/N	RESULT
Feb. 15, 2025	Kansas	H	W, 74-67
Jan. 9, 2021	Oregon	H	L, 79-73
Feb. 16, 2020	Oregon	A	L, 80-62
Jan. 5, 2017	Arizona	A	L, 66-56
Feb. 14, 2007	Air Force	A	L, 69-43
March 19, 2005	Oklahoma	N	W, 67-58
Nov. 24, 1998	Indiana	N	L, 52-49
March 14, 1998	Arkansas	N	W, 75-69
March 16, 1996	Iowa State	N	W, 73-67
Jan. 12, 1980	BYU	A	L, 89-72
Feb. 19, 1977	Arizona	H	W, 76-61
Jan. 4, 1974	New Mexico	A	L, 98-91
Dec. 4, 1972	Kansas State	H	L, 65-59
Dec. 22, 1970	North Carolina	H	W, 105-86
Jan. 9, 1960	Utah State	H	L, 73-61
Feb. 14, 1949	Wyoming	A	L, 45-36

ONE FOR THE BOOKS

With 1:58 left to go, Utah guard Gabe Madsen drilled his 288th career 3-pointer to break the school's all-time record that was once held by Nick Jacobson (287; 2000-04). The Rochester, Minn., product had already hit four triples from deep with 7:07 remaining in the first half hitting his fifth and record-breaking 3-pointer. Madsen will continue to add to his new record with six remaining in the regular-season.

DOWN GOES THE JAYHAWKS

Some notes after Utah's upset over #17/20 Kansas on Saturday...

- First win over AP ranked opponent since defeating #14 BYU, 73-69, on Dec. 9, 2023
- First win over AP ranked opponent at home since defeating #14 BYU, 73-69, on Dec. 9, 2023
- First win over AP ranked conference opponent since defeating #4 Arizona, 81-66, on Dec. 1, 2022
- First win over #17 AP ranked opponent since defeating Oklahoma, 67-58, in the second round of the NCAA Tournament on March 19, 2005
- Snaps four-game losing-streak against #17 AP ranked opponents

2024-25 BIG 12

PLAYER OF THE WEEK

Nov. 11	Hunter Dickinson	C	Kansas
Nov. 18	Hunter Dickinson	C	Kansas
Nov. 25	Norchad Omier	F	Baylor
Dec. 2	Keshon Gilbert	G	Iowa State
	Javon Small	G	West Virginia
Dec. 9	Keshon Gilbert	G	Iowa State
Dec. 16	Hunter Dickinson	C	Kansas
Dec. 23	Darrion Williams	F	Texas Tech
Jan. 6	Javon Small	G	West Virginia
Jan. 13	Curtis Jones	G	Iowa State
Jan. 20	Javon Small	G	West Virginia
Jan. 27	Milos Uzan	G	Houston
Feb. 3	Caleb Love	G	Arizona
Feb. 10	David N'Guessan	G	Kansas State
Feb. 17	JT Toppin	F	Texas Tech
Feb. 24			
March 3			
March 10			

2024-25 BIG 12

NEWCOMER OF THE WEEK

Nov. 11	Egor Demin	G	BYU
	Zeke Mayo	G	Kansas
Nov. 18	Egor Demin	G	BYU
	Joson Sanon	G	Arizona State
Nov. 25	JT Toppin	F	Texas Tech
Dec. 2	Tucker DeVries	G/F	West Virginia
Dec. 9	Joshua Jefferson	F	Iowa State
Dec. 16	Joshua Jefferson	F	Iowa State
	Zeke Mayo	G	Kansas
Dec. 23	Jayden Quaintance	F	Arizona State
Jan. 6	Joshua Jefferson	F	Iowa State
	Noah Reynolds	G	TCU
Jan. 13	Joshua Jefferson	F	Iowa State
Jan. 20	Keshawn Hall	G	UCF
Jan. 27	VJ Edgecombe	G	Baylor
	Joshua Jefferson	F	Iowa State
Feb. 3	Robert Wright III	G	Baylor
Feb. 10	Tobe Awaka	F	Arizona
Feb. 17	JT Toppin	F	Texas Tech
Feb. 24			
March 3			
March 10			



SINGLE-GAME RECORDS

3FG MADE

RK	3FGM	OPPONENT	DATE
1.	19	Central Arkansas	11/07/2024
	19	Alcorn State	11/04/2024
3.	17	vs. Indiana State	04/02/2024
	17	Mississippi Valley State	11/08/2020
	17	UCLA	03/09/2019
	17	Mississippi Valley State	11/15/2018
	17	UNLV	01/12/2002
8.	16	Jacksonville State	12/08/2022
	16	at Washington State	02/23/2019
	16	at Arizona State	01/03/2019

3FG ATTEMPTS

RK	3FGA	OPPONENT	DATE
1.	50	Central Arkansas	11/07/2024
2.	40	Arizona State	02/25/2016
	40	at New Mexico	03/01/2003
4.	38	UCLA	03/09/2019
5.	36	at UCLA	02/09/2019
	36	Mississippi Valley State	11/15/2018
	36	Northwestern State	12/20/2017
8.	35	at #10/O Arizona	01/05/2024
	35	at Washington State	02/23/2019
10.	34	Stanford	02/02/2023
	34	Mississippi Valley State	11/08/2020
	34	at San Diego State	01/16/1999

ASSISTS

RK	ASSISTS	OPPONENT	DATE
1.	41	Mississippi Valley State	11/08/2019
2.	37	Seattle	12/19/1985
3.	36	BYU	01/12/1974
4.	35	San Diego State	02/28/1980
5.	30	Delaware State	12/22/15
	30	Savannah State	12/16/2015
7.	29	Mississippi Valley State	11/26/2024
	29	Alcorn State	11/04/2024
9.	28	Manhattan	12/11/2011

BLOCKS

RK	BLOCKS	OPPONENT	DATE
1.	13	Oklahoma	12/12/2009
2.	12	Arizona State	02/23/2014
3.	11	at Washington	01/29/2022
	11	Arizona State	02/26/2015
	11	Colorado State	02/03/2010
6.	10	9x, Last vs. Stanford	02/08/2018

STEALS

RK	STEALS	OPPONENT	DATE
1.	18	Tennessee State	11/22/1985
2.	17	Evergreen State	11/08/2013
	17	Santa Clara	12/04/1985
4.	16	San Diego State	03/08/1989

ADVANTAGE, UTES

Utah took advantage of Kansas' miscues last Saturday, turning 12 turnovers into a 22-7 edge in points off turnovers. The 22 points off turnovers accounted for 29.7-percent of Utah's offense.

The Utes also dominated the glass against the Jayhawks to the tune of 46-36 in overall rebounds, but most importantly, it was the 16-6 difference on the offensive glass - which Utah turned in 14 points.

SOPHOMORES MAKING STRIDES

Utah's sophomores have been slowly improving as the season has gone on. In the last five games, Jake Wahlin is averaging 8.2 points and 7.0 rebounds while shooting .484 (15-of-31) from the field. His 8.2 points average is fourth-most on the squad in that stretch while his 7.0 boards per game is second behind fellow sophomore Keanu Dawes.

Dawes has also made a steady incline the last five games, averaging 5.2 points with a team-leading 7.4 rebounds and a .438 shooting clip. Meanwhile, the 6-9 forward has pulled down the second-most offensive boards on the team during this five-game stretch behind Ezra Ausar and Lawson Lovering - who have 12 offensive boards each.

BOMBS AWAY

Utah guard Gabe Madsen finally broke out of his slump against Cincinnati on the road. The 6-6 guard tied a career-high with eight 3-pointers versus his former team - which is tied for the second-most in a single-game ever at Utah. Meanwhile his 22 3-point field-goal attempts set a new single-game record for Utah and also set a new single-game record at Fifth Third Arena record by any opponent or Cincinnati player.

HEAT CHECK

Through games on Feb. 19, Gabe Madsen's eight 3-pointers at Cincinnati is tied for third-most in a single-game this season between Power 4 teams.

DATE	PLAYER	SCHOOL	OPP	3FGM
Jan. 21	Reyne Smith	Louisville	SMU	10
Jan. 8	Brycen Goodine	Oklahoma	Texas A&M	9
Nov. 29	Tucker DeVries	West Virginia	Arizona	8
Feb. 11	Gabe Madsen	Utah	Cincinnati	8

FROM BEYOND THE ARC

Through games on Feb. 19, Gabe Madsen its sixth among Power 4 conference players with 75 triples+ triples

PLAYER	SCHOOL	CL	HT	POS	GP	3FGM
Reyne Smith	Louisville	Sr.	6-2	G	26	100
Chaz Lanier	Tennessee	Sr.	6-5	G	26	86
Josh Hubbard	Miss State	So.	5-11	G	26	82
Brandan Hausen	Kansas State	Jr.	6-4	G	26	79
Isaac McKneely	Virginia	Jr.	6-4	G	25	78
Gabe Madsen	Utah	Sr.	6-6	G	26	77
LJ Cryer	Houston	Sr.	6-1	G	26	75

CONGRATS PHIL!

Former Utah men's basketball forward Phil Cullen was honored at the NBA All-Star Breakfast with the Jerry Colangelo Award at the Palace Hotel in San Francisco.

The award is awarded to someone who exemplifies a life of leadership, character and faith, on the court, in the home and community. His life goes beyond basketball, making an impact on those he touches. This award is presented to someone in the NBA Community.

COUNTRY ROADS, TAKE ME HOME

Utah assistant coach Josh Eilert made his return to Morgantown on Saturday, Feb. 8, for the first time since joining the Runnin' Utes staff in June of 2024 and was welcomed with a standing ovation by the Mountaineer faithful during pregame introductions. Eilert spent 17 seasons with the Mountaineers in various capacities, including one season as the interim head coach in 2023-24.

TRUSTING THE PROCESS

Utah's Keanu Dawes has begun to settle into the rotation as Big 12 play progresses and has continually improved as the season has gone on. The sophomore recently led the team against West Virginia on the road by recording his second-career double-double after scoring 14 points on 4-of-7 shooting with 11 rebounds. In the last five games, Dawes is average 5.2 points with a team-leading 7.4 rebounding average while also shooting .438 from the floor.

WHERE IT ALL BEGAN

Gabe Madsen had a heck of a homecoming in his first game back in Cincinnati since opting out just two games into the season his freshman year. The 6-6 guard was just short of his career-high versus his former team, scoring 28 points behind a career-tying 8 made 3-pointers.

BIG MAN PASSING

Through games on Feb. 19, Utah's Lawson Lovering is 1-of-5 players 7-0 or taller to average above 2.0 assists.

NAME	SCHOOL	YR	HT	GP	AST	APG
Danny Wolf	Michigan	Jr.	7-0	25	91	3.6
Amari Williams	Kentucky	Sr.	7-0	26	75	3.0
Lawson Lovering	Utah	Sr.	7-1	20	51	2.5
Steven Crowl	Wisconsin	Gr.	7-0	26	65	2.5
Oumar Ballo	Indiana	RSr.	7-0	25	58	2.3

ACADEMIC EXCELLENCE RECOGNITION

The Runnin' Utes had 11 student-athletes recognized for their hard work in the classroom while they were in the locker room at halftime in their game vs. Colorado. Utah's 11 honorees were named to the AD Honor Roll list for having a 3.0 GPA or better for the fall semester.

**MAKING HIS PRESENCE KNOWN**

Junior Ezra Ausar has been a consistent light for Utah, reaching double-figures in 6 of the last 8 games while averaging 13.1 points and 5.1 rebounds with 10 steals.

DATE	OPPONENT	FG-FGA	FG%	REB	PTS
Jan. 25	#RV Baylor	7-12	.583	7	19
Jan. 28	Cincinnati	5-8	.625	3	11
Feb. 1	at Oklahoma State	6-10	.600	3	18
Feb. 5	Colorado	3-6	.500	7	10
Feb. 8	at West Virginia	3-5	.600	3	6
Feb. 11	at Cincinnati	4-10	.400	2	8
Feb. 15	#17 Kansas	4-9	.444	8	12
Feb. 17	Kansas State	7-14	.500	8	21
TOTALS --		39-74	.527	41	105

ENTER THE BUFFALOES

Utah and Colorado have now been a part of three different conferences – most recently being the Pac-12. In total, the Utes have an overall record of 18-25 against the Buffaloes in conference play and trails the all-time series 35-28 after its win on Feb. 5 as members of the Big 12 Conference.

CONFERENCE	YEARS	RECORD
Skyline (Mountain States)	1937-42	3-11
Pac-12	2011-24	14-14
Big 12	2024-Pres.	1-0

RANKED					
CONFERENCE	HOME	AWAY	NEUTRAL	COLO	OT
Skyline	2-5	1-6	--	--	--
Pac-12	10-3	4-9	0-2	0-1	0-1
Big 12	1-0	--	--	--	--
TOTAL	13-8	5-15	0-2	0-1	0-1

FREE BASKETBALL

The Utah men's basketball team needed an extra five minutes against in-state rival BYU to hang onto its 73-72 rivalry win. As a program, the Runnin' Utes are now 61-47 (.570) all-time in overtime games and 27-15 (.643) when those games have been at home. Utah head coach Craig Smith is now 2-2 in overtime games since taking over the helm in 2021-22.

DATE	OPPONENT	RESULT
Jan. 18, 2025	BYU	W, 73-72 (OT)
Feb. 8, 2024	#8/8 Arizona	L, 105-99 (3OT)
Dec. 4, 2022	At Washington State	W, 67-65 (OT)
Jan. 29, 2022	At Washington	L, 77-73 (2OT)

UTAH TAKES ROUND 1

The much anticipated return of Utah vs. BYU in conference play did not disappoint with the first of two games between the two bitter rivals going into overtime and ended with the Runnin' Utes taking the first round, 73-72, inside a sold out Jon M. Huntsman Center.

OVERALL: Utah Trails 134-131

CONFERENCE ONLY: Utah Leads 119-117

IN JON M. HUNTSMAN CENTER: Utah Leads 32-16

RIVALRY RUNDOWN

• Utah is now 13-4 all-time vs. BYU in overtime games, including a 7-1 edge when games are at home, including a 3-0 edge inside the Jon M. Huntsman Center.

• Only 1 game has gone into double OT and two have gone into triple OT

• In the 265 games played so far in the heated rivalry, there have only been nine games where either team have reached the 100 points mark – which is in favor of the Cougars 5-4

OVERTIME GAMES VS. BYU

DATE	WINNER	SCORE	LOCATION
2/21/1913	Utah	29-26 (OT)	Salt Lake City
3/37/1927	BYU	40-34 (OT)	Salt Lake City
1/23/1931	Utah	52-51 (OT)	Provo
2/15/1935	Utah	50-46 (OT)	Salt Lake City
2/11/1955	BYU	76-74 (OT)	Provo
2/26/1959	Utah	76-74 (OT)	Provo
2/23/1963	Utah	106-100 (OT)	Salt Lake City
2/8/1964	Utah	91-89 (OT)	Salt Lake City
3/5/1983	Utah	64-62 (OT3)	Provo
1/14/1984	BYU	113-105 (OT2)	Provo
3/2/1985	Utah	86-85 (OT3)	Provo
3/8/1990	Utah	62-61 (OT)	El Paso, Texas
3/2/1991	Utah	72-71 (OT)	Provo
3/9/1991	BYU	51-49 (OT)	Laramie, Wyo.
1/27/2009	Utah	94-88 (OT)	Salt Lake City
12/4/2019	Utah	102-95 (OT)	Salt Lake City
1/18/2025	Utah	73-72 (OT)	Salt Lake City

100+ POINT GAMES IN RIVALRY

DATE	WINNER	SCORE	LOCATION
2/24/1962	Utah	106-101	Provo
2/23/1963	Utah	106-100 (OT)	Salt Lake City
2/20/1965	BYU	108-99	Salt Lake City
3/5/1966	BYU	115-100	Provo
2/6/1971	BYU	103-89	Provo
1/12/1974	Utah	104-86	Salt Lake City
1/14/1984	BYU	113-105 (OT2)	Provo
1/11/2011	BYU	104-79	Salt Lake City
12/4/2019	Utah	102-95 (OT)	Salt Lake City

LONG AWAITED

With Utah and BYU back in the same conference, Utah's win over their bitter in-state rivals made it two-straight for the first time since winning three-consecutive from 2013-15. Utah's win in the first of two conference games this season gave the Runnin' Utes their first victory over BYU in a conference match-up since Jan. 27, 2009, in Salt Lake City – a 94-88 affair in favor of the Utes in OT coincidentally.

RIVALRY UPGRADED

With the Utah and BYU rivalry back together as conference foes, here's how Utah has fared against BYU in league play through the century-plus rivalry.

Largest Margin of Victory (Overall AND Conference)

• Feb. 6, 1997 in SLC – 85-49 (36)

Largest Margin of Defeat (Overall AND Conference)

• Jan. 23, 1965 in Provo – 98-67 (31) – WAC

• March 10, 1994 in SLC (Delta Center) – 96-65 (31) – WAC

CONFERENCE	YEARS	RECORD
State	1908-17	6-12
Rocky Mountain	1925-37	25-29
Skyline	1937-62	33-24
Western Athletic	1962-99	41-38
Mountain West	1999-2011	13-14
Big 12	2024-Pres.	1-0

RANKED					
CONFERENCE	HOME	AWAY	NEUTRAL	BYU	OT
State	4-5	2-7	--	--	1-0
Rocky Mountain	14-14	11-15	--	--	2-1
Skyline	18-11	14-13	--	2-2	1-1
Western Athletic	23-14	16-22	2-2	2-5	6-2
Mountain West	8-4	3-9	2-1	0-4	1-0
Big 12	1-0	--	--	--	1-0
TOTAL	68-48	46-66	4-3	4-11	12-4

AUSAR SHINES IN RIVALRY BATTLE

Ezra Ausar shined in his first Utah vs. BYU rivalry game, going for a season-high and game-high 26 points on 11-of-15 shooting to go with 6 rebounds, 2 assists and 2 steals.

ALL BOARD THE KD EXPRESS

Utah sophomore Keanu Dawes had back-to-back breakout games, scoring 16 points in both of them to help the Utes secure wins against Oklahoma State and on the road against TCU. In those two instances, Dawes came off the bench and provided an electric spark on offense and defense for the Utes.

OPPONENT	FG-FGA	FG%	OREB	DREB	REB	PTS
Oklahoma State	8-10	.800	2	7	9	16
at TCU	7-10	.700	2	4	6	16

SNAPPED

Utah's 73-65 win over TCU handed the Horned Frogs their first loss at home this season and snapped a nine-game winning-streak inside Schollmaier Arena. Utah also picked up its first win against TCU on the road since Jan. 22, 2011, when the two were in the Mountain West Conference 75-62.

Additionally, the road teams are 46-74 through games on Feb. 19 in the Big 12 Conference.

PROTECT THIS HOUSE

The Utes have protected their home court well the last three seasons, winning at least 10 games at home and have won 10-plus in 3-of-4 seasons under the direction of head coach Craig Smith. Last year's squad won 17 games in the Jon M. Huntsman Center – which was the most since the 2013-14 team went 18-2. The 2024-25 team is currently 14-3 at home.



AUSAR ASCENDS

Ezra Ausar had an efficient night offensively for Utah and arguably his best game so far as a Ute at home against Oklahoma State. The Atlanta, Ga., product finished with a new season-high and game-high 21 points on 7-of-12 shooting and 4 boards on top of a 7-for-8 night at the line in just 17 minutes of action.

FIRST DUB

Utah picked up its first win ever as a member of the Big 12 Conference on Saturday, Jan. 11, against Oklahoma State at home. Below is a list of games needed before picking up a win as members of a new conference for Utah since the inception of the program.

State Conference - 3 Games

Rocky Mountain Conference - 1 Game

Skyline Conference - 2 Games

Western Athletic Conference - 1 Game

Mountain West Conference - 1 Game

Pac-12 Conference - 2 Games

Big 12 Conference - 4 Games

PERFECT NIGHT

Jake Wahlin's return to the starting line-up was nothing short of spectacular for the sophomore, who scored a career-high 16 points on the evening against Oklahoma State while shooting a perfect 1.000. The 6-10 forward went 5-for-5 from the field - three of which came from beyond the arc while also knocking down all three shots at the charity stripe.

DAWES DOES DAMAGE

Keanu Dawes was hot off the bench for Utah at home against Oklahoma State, scoring a season-high 16 points on 8-of-10 shooting and was just shy of a double-double with 9 rebounds and 4 assists. The 6-9 forward had a 70 second stretch he electrified the crowd with three-consecutive dunks on three-straight offensive possessions.

CONFERENCE HOME-OPENERS

Utah is now 18-8 since the turn of the century (1999-2000) in their home conference opening game. Of those 26 games the Utes were 1-3 against ranked teams and 1-1 in overtime games.

Record in MWC (1999-2011): 10-2

Record in Pac-12 (2011-24): 8-5

Record in Big 12 (2024-Pres): 0-1

vs. AP ranked teams

DATE	OPP	CONF	RESULT
Dec. 31, 2024	#25 Baylor	Big 12	L, 81-56
Dec. 1, 2022	#4 Arizona	Pac-12	W, 81-66
Jan. 4, 2018	#14 Arizona	Pac-12	L, 94-82
Jan. 2, 2014	#10 Oregon	Pac-12	L, 70-68 (OT)
Jan. 8, 2011	#6 San Diego State	MWC	L, 71-62

Overtime Games

DATE	OPP	CONF	RESULT
Jan. 2, 2014	#10 Oregon	Pac-12	L, 70-68 (OT)
Jan. 5, 2012	Washington State	Pac-12	W, 62-60 (OT)

NEW KIDS ON THE BLOCK

Last season, the newest additions to the Big 12 Conference went 2-2 in their conference openers and 3-5 overall on the "opening weekend" in their first two league games. This season, the new addition of the Big 12 Conference went 1-3 in their conference openers with Arizona securing the lone win over TCU, 90-81.

STARTING ANEW

Utah is now 3-4 all-time in its first game as members of a new conference.

SEASON	DATE	OPPONENT	CONF	RESULT
1908-09	01/23/09	at BYU	State	L, 32-9
1924-25	01/30/25	Utah State	RMAC	W, 33-29
1937-38	01/14/38	at Colorado	Skyline	L, 54-43
1962-63	01/11/63	at Arizona	WAC	W, 52-50 (OT)
1999-00	01/10/00	at SDSU	MWC	W, 70-55
2011-12	12/31/11	at Colorado	Pac-12	L, 73-33
2024-25	12/31/24	at #25 Baylor	Big 12	L, 81-56

STARTING LEAGUE PLAY

Since joining the power conference ranks (2011-12), the Runnin' Utes are 8-6 in its conference opening game and 2-5 when those games have been on the road. Utah's last road win to start league play came on Jan. 3, 2019, when it defeated Arizona State 86-86. Since 2011-12, Utah is 1-3 when it opens conference play against a ranked opponent and 0-2 when it's been on the road. It's also 0-3 when those conference-openers have gone into overtime and 0-1 when those OT games have been on the road.

Dec. 31, 2024 - at #25/21 Baylor - L, 81-56

Dec. 1, 2021 - at #20/18 USC - L, 93-73

Jan. 30, 2019 - at Arizona State - W, 86-86

Dec. 29, 2017 - at Oregon - W, 66-56

Jan. 1, 2016 - at Stanford - L, 70-68 [OT]

Jan. 2, 2013 - at Arizona State - L, 55-54 [OT]

Dec. 31, 2011 - at Colorado - L, 73-33

CHECKING OFF ANOTHER STATE

Utah checked off state No. 39 on Saturday, Feb. 8, when it battled West Virginia. It is the third state this season that Utah has traveled to and played in for the first time.

When the Utes and Iowa Hawkeyes squared off inside the Sanford Pentagon in Sioux Falls, S.D., it marked the 38th state that Utah has played in ever as a program. Earlier in November, Utah marked off state No. 37 when it faced off against Mississippi State in Southaven, Miss.

AMONG THE RANKED

Through games on Feb. 12, here's how Gabe Madsen and Caleb Lohner's career numbers stack up against other active players in the NCAA.

GABE MADSEN

Career Total Points: 176th in DI (1,366)

Career 3FGM Per Game: 24th in DI (2.53 3FGM Per Game)

Career 3FGM: 24th in DI & 38th in NCAA (291 3FGM)

Career 3FGA: 19th in DI & 26th in NCAA (798 3FGA)

CALEB LOHNER

Career Games Played: 65th in DI & 69th in NCAA (148 GP)

Career Rebounds: 113th in DI & 233rd in NCAA (655 Rebs)

ENTER ERICKSON

Utah guard Hunter Erickson had a great night off the bench for the Runnin' Utes against Radford, scoring 18 points on 5-of-7 shooting - four of which came from deep - to go with 3 rebounds and 3 assists to help the Utes get back in the win column. The 18 points was a new career-high for the Provo native at the Division I level. His previous high was 15 points against Hawai'i last season inside the Delta Center.

NO, YOU TAKE IT

The Utah men's basketball team has shared the ball well all season, picking up its eighth game with 20-plus assists against Oklahoma State.

Alcorn State - 29

Central Arkansas - 23

Utah Tech - 24

Mississippi Valley State 29

Radford - 22

Florida A&M - 25

Iowa - 24

Oklahoma State - 23

A Ute has now dished 5-plus assists 22 times this season.

Miro Little - 9

Mike Sharavjams - 7

Hunter Erickson - 2

Gabe Madsen - 2

Keanu Dawes - 1

Lawson Lovering - 1

NON-CON ACTION

The Utes have had a successful non-conference slate under head coach Craig Smith, going 32-12 during his tenure - including a 8-3 mark this season.

MADSEN X 2

Gabe Madsen was on a tear during the non-conference slate, averaging 18.5 points for the Utes. However, his twin brother, Mason has been a great spark for the Utes off the bench as well, averaging 12.5 points of his own during that stretch.



With 26 games in the books, the Madsen twins have accounted for 29.9-percent of the scoring offense for Utah. The two have also accounted for 118 of the 218 made 3-pointers for Utah this season – which is 54.3-percent of the team's total. Gabe has drained 77 while Mason and knocked down 43 triples. The next closest player on the team is Mike Sharavajamts with 26 made 3-pointers.

MY TURN

Utah guard Gabe Madsen has been the team's go-to scorer during non-con action, but twin brother Mason Madsen made a case for himself in Utah's final non-conference game of the year vs. Iowa when he poured in a new career-high 26 points on 6-of-11 shooting from 3-point range. He is now the fourth player this season to score 20-plus points in a game for Utah.

DOUBLE IT UP

Caleb Lohner made his Runnin' Utes appearance on Saturday, Dec. 7, vs. St. Mary's and is believed to be the only dual-sport athlete in the NCAA this season to play football and men's basketball. The Flower Mound, Texas, product scored 8 points with 55 rebounds on 4-of-9 shooting in his debut off the bench for Utah.

Lohner finished his lone football season at Utah with 4 touchdowns on 4 receptions for 54 total yards in 12 games. He also recorded a solo tackle and blocked field-goal.

UP NEXT

Utah will wrap up its final two-game road swing of the season with a familiar foe in #19/18 Arizona on Wednesday, Feb. 26, inside McKale Center. Pete Sousa will guide fans through the action while former Cardinal head coach Jerrod Haase serves as the analyst on ESPN+ beginning at 7 p.m. (MST) as the Runnin' Utes hope to turn things around this season and pick up its first win inside McKale Center since Dec. 6, 1986 (67-67).

LOOKING AHEAD

Utah then returns home for its final two games inside the Jon M. Huntsman Center, starting with a familiar foe in Arizona State on Saturday, March 1. The Runnin' Utes program will welcome back former players that weekend for Alumni Night against the Sun Devils and the two teams battle it out for the first time as members of the Big 12 Conference. Tip-off between Utah and Arizona State is slated for 5 p.m. (MST) on ESPN+ with Pete Sousa once again on the call, this time alongside former Arizona Wildcat Corey Williams.

BOARD MAN WINS

After pulling down 51 rebounds against Kansas State, the Utes have now recorded 50-plus rebounds in four games, tying the 2023-24 total. The last time Utah had 50-plus boards five times in a single-season was back during the 2016-17 season.

2024-25

DATE	OPPONENT	REBS	W/L
Nov. 7	Central Arkansas	51	W
Nov. 12	Queens	52	W
Nov. 22	Utah Tech	50	W
Feb. 17	Kansas State	51	W

2023-24

DATE	OPPONENT	REBS	W/L
Nov. 10	UC Riverside	52	W
Jan. 11	UCLA	50	W
Jan. 18	Oregon State	52	W
Feb. 8	#8/8 Arizona	57	L [30T]

2016-17

DATE	OPPONENT	REBS	W/L
Nov. 12	Northwest Nazarene	61	W
Nov. 15	Concordia [OR]	51	W
Nov. 18	Coppin State	54	W
Dec. 1	Montana State	51	W
Dec. 17	Prairie View A&M	52	W

AT THE CHARITY STRIPE

Utah attacked the defense relentlessly against Eastern Washington, shooting a total of 45 free-throws that afternoon – which was good for fourth-most in program history in a single-game.

RANK	DATE	OPPONENT	FTAs
1.	12/01/1969	Stanford	68
2.	11/08/2013	Evergreen State	48
	12/16/2000	Washington State	48
4.	11/30/2024	Eastern Washington	45
	11/20/2010	Weber State	45
6.	03/02/1996	at BYU	43

FOR THE STEAL

Utah opened the 2024-25 season recording 10-plus steals in back-to-back games for the first time since the 2020-21 season.

2024-25

DATE	OPP	STLS
11/4/24	Alcorn State	10
11/7/24	Central Arkansas	12

2024-25

DATE	OPP	STLS
12/8/20	Idaho State	10
12/12/20	at BYU	11

SEEING DOUBLE

You are not seeing double. Gabe Madsen is joined by his twin brother Mason Madsen this season as the two reunite for the first time since the two started their collegiate career at Cincinnati. The last time the two took the court together was in their high school playoff tournament that was cancelled due to COVID-19. The Madsen brothers are just 1-of-10 sets of twins playing on the same team in Division I basketball.

SCHOOL	PLAYERS	YEAR
Coppin State	Cam'Ron and Car'Ron Brown	JR
Delaware State	Kareem and Kasem Watson	JR
Elon	TK and TJ Simpkins	SO
Loyola (MD)	Milos and Veljko Ilic	SR
Michigan State	Brennan and Colin Walton	FR
Oakland	Chang and Jack Hoth	JR
Oral Roberts	Nevin and Naim Ibroci	FR
Pitt	Guillermo and Jorge Diaz Graham	JR
Utah	Gabe & Mason Madsen	5th
Valparaiso	Cooper and Carson Schwieger	SO

IT RUNS DEEP

The Red vs. Blue rivalry in the Beehive State has gone on for 115 consecutive years starting in 1909 and is just 1-of-4 rivalries that are still active in Division I basketball.

YEARS	OPPONENTS	FIRST YEAR	LAST YEAR
120*	Main vs. New Hampshire	1905	2024
119	Columbia vs. Yale	1902	2020
119	Princeton vs. Yale	1902	2020
118	Penn vs. Princeton	1903	2020
118*	Kansas vs. Kansas State	1907	2024
117	Columbia vs. Penn	1904	2020
117	Cornell vs. Penn	1904	2020
117	Idaho vs. Washington State	1906	2022
116*	Baylor vs. Texas	1909	2024
115*	Utah vs. BYU	1909	2024

*Active entering 2024-25 season

LEAVING THEIR MARK

The 2024-25 edition of the Runnin' Utes left their mark in the record books early. Utah first broke the single-game record for 3-pointers made in its season-opener with 19 triples. It then tied that mark once again against Central Arkansas in the second game of the year while also breaking the single-game record for 3-point attempts with 50.

GABE MADSEN MOMENTS

With 20-plus points in the first three games of the year, Gabe Madsen became the first Runnin' Ute since Branden Carlson in 2022-23 to record 20-plus points in three-consecutive games.

GABE MADSEN

DATE	OPP	PTS
11/4/24	Alcorn State	27
11/7/24	Central Arkansas	25
1/12/24	Queens	24

BRANDEN CARLSON

DATE	OPP	PTS
1/14/23	at USC	21
1/19/23	Washington State	28
1/21/23	Washington	25



EYEING THE BOARDS

With 26 games in the books, Utah has a pair of players on pace to reach 500 career rebounds in Ezra Ausar (440) and Lawson Lovering (453). Ausar entered this season with 321 career rebounds during his two seasons with ECU. Lovering entered this season with 348 career boards, 154 of which came last season in his first year as a Ute and 194 of which from his time at Colorado (2021-23).

ROAD TO 1000

Through 26 games this season, fifth-year transfer Mason Madsen sits at 881 career points. The "elder" Madsen twin has scored 182 points so far as a Runnin' Ute while his brother Gabe Madsen joined the 1k rank two games into the season against Central Arkansas and continues to climb the all-time scoring list at Utah.

HOME SWEET HOME

Utah protected its home court in November, going 6-0 for the month. Since the turn of the century, Utah has gone undefeated at home in the month of November 12 times with the 6-0 mark only matched in 2013-14.

YEAR	RECORD	YEAR	RECORD
2024-25	6-0**	2014-15	5-0**
2023-24	2-0	2013-14	6-0***
2019-20	3-0	2005-06	3-0
2018-19	2-0	2004-05	2-0
2017-18	4-0	2002-03	1-0
2015-16	3-0	2000-01	2-0

*Denotes number home games that were part of MTE hosted inside Jon M. Huntsman Center

1K KIND OF GUY

Utah guard Gabe Madsen joined an elite group of Runnin' Utes vs. Central Arkansas when he recorded both his 1,000th career point and 1000th career point as a Ute. The Rochester, Minn., product first joined the career 1k club at the 19:18 mark in the game on a baseline out of bounds play and then joined the 1k club at Utah on another lay-up at the 17:37 mark of the second half. Madsen joined the Utes with 3 points from his short stint at Cincinnati.

2-FOR-1 SPECIAL

Not only do teams have to prepare for Gabe Madsen this year, they'll also have to prepare for his twin - Mason Madsen. The twins have been deadly for the Utes so far, with Gabe drilling 75 threes on the year while Mason has knocked down 43.

DIMES A PLENTY

Utah has played great team basketball so far this season and currently 7th in the country averaging 18.0 assists while its 449 dimes are fifth-most amongst teams that have played 25 games so far this season behind Akron (469), Utah State (462), UConn (453), Iowa (451).

Among the 15 teams with 445-plus assists this season through games on Feb. 15, Utah is 1-of-5 teams to have done

so having played 24 or 25 games this season.

WHEN IT RAINS, IT POURS

Utah's season and home-opener vs. Alcorn State saw the team break the single-game record for most 3-pointers in a single-game with 19 on Nov. 4. The Madsen brothers led the charge, combining to go 11-for-19 from long range with Gabe knocking down 6-of-10 while Mason drained 5-of-9 off the bench. Keanu Dawes, Miro Little and Mike Sharavjams each chipped in with two apiece while Jake Wahlin gave Utah its 19th triple of the night with 2:55 left to play.

The 19 triples were also the most by any Big 12 opponent since Baylor hit 19 against Mississippi Valley State on Dec. 23, 2023, before Kansas State hit 21 against Arkansas Pine Bluff on Dec. 1, 2024.

PROGRAM VICTORIES

The Utah men's basketball program record its 1900th victory after defeating Central Arkansas on Nov. 7 and became just the 15th school in NCAA Division I history to record 1900 wins.

RK	SCHOOL	WINS (Thru games on 2/15/25)
11.	Purdue	1,948
12.	Cincinnati	1,926
13.	Illinois	1,924
14.	Texas	1,916
15.	Utah	1,913

CENTURY MARK

The Utes hit the century mark in its season-opener for the second-straight year after Joul Karram found a diving Ayomide Bamsile for the two-handed jam with 33 second left in the game. The last time Utah scored 100-plus points in its season-opener back-to-back years dated back to the 2012-13 and 2013-14 season.

As a program, the Runnin' Utes are now 109-5 (.956) all-time when they've reached the century mark and 92-1 (.989) all-time when it's happened at home.

2023-24

MBB def. Eastern Washington 101-66
WBB def. Mississippi Valley State 125-38

2024-25

MBB def. Alcorn State 100-59
WBB def. Southern Utah 105-52

20 WIN SEASONS

After going 22-15 last season, Utah recorded its 40th season with 20-plus wins, tying it with Arizona, Marquette and St. John's. The 40 seasons with 20-plus wins is tied for 14th-most in the NCAA Division I men's basketball.

SEASONS TEAM

67	Kentucky
64	North Carolina
58	Duke
53	UCLA
52	Kansas
49	Louisville
48	Western Kentucky
45	Villanova
44	NC State
43	BYU
43	Notre Dame
43	Syracuse
41	Cincinnati
40	Arizona
40	Marquette
40	St. John's (NY)
40	Utah

HOME ON THE HILL

The Runnin' Utes finished last season 22-15 overall - which is the most wins since the 2017-18 squad went 23-12. Utah also finished the home slate 17-2 last year - which is the most wins at home since going 18-2 in 2013-14. Utah is currently 13-3 at home this season.

CRAIG SMITH ERA AT HOME

In year four of the Craig Smith Era, the Runnin' Utes are 25-3 at home in non-conference play action after closing out the non-con home slate with a victory over Florida A&M.

GAMES PLAYED ALL-TIME

Gabe Madsen, Cole Bajema, Ben Carlson and Hunter Erickson finished the 2023-24 season with 37 games played each - which set the new program record for games played in a single-season. The 2023-24 season will also pass the 2015-16 and 1950-51 seasons for the most games played in a single year by a team.

105 AND COUNTING

Utah flamethrower Gabe Madsen broke the school's single-season 3-point record last season, finishing with 105 made triples. The 6-6 guard drained a straight-away 3-pointer and drew the foul with 4:00 on the clock against VCU to break Nick Jacobson's record of 99 set back in 2003-04.

His 105 made 3-pointers on the year tied him with four others for 21st most in the country last season.

SMITH IN MTE'S

Heading into his fourth season at Utah, head coach Craig Smith has led the Runnin' Utes to the Sunshine Slam Championship his first year and led team to the title game at the Ft. Myers Tip-Off in 2022.

2021-22

Sunshine Slam

Daytona Beach, FL

1 – Defeated Bethune-Cookman 86-55

2 – Defeated Boston College 68-61

3 – Defeated Tulsa 72-58

2022-23

Ft. Myers Tip-Off

Ft. Myers, FL

1 – Defeated Georgia Tech 68-64

2 – Lost to #RV Mississippi State 52-49

2023-24

Charleston Classic

Charleston, SC

1 – Defeated Wake Forest 77-70

2 - Lost vs. #6/6 Houston 76-66

3 - Lost vs. #RV/RV St. John's 91-82

2024-25

Mountain to Sea Showcase

Salt Lake City, UT

1 – Defeated Mississippi Valley State 94-48

2 - Defeated Eastern Washington 88-80

RUNS IN THE FAMILY

As of Oct. 28, 2024, Utah head coach Craig Smith is 1-of-15 Division I head coaches with a son on the team. Smith's son, Brady, a sophomore transfer from Salt Lake CC, is currently on the team. In addition, his eldest son, Landon, is also a on staff serving as the director of administration and operations.

TEAM	COACH	PLAYER	CLASS
Akron	John Groce	Conner Groce	Freshman
Arizona State	Bobby Hurley	Bobby Hurley	Senior
Charlotte	Aaron Fearne	Tyler Fearne	R-Junior
Chicago State	Scott Spinelli	Gabe Spinelli	Junior
Chicago State	Scott Spinelli	Joe Spinelli	Junior
Dayton	Anthony Grant	Makai Grant	Sophomore
Lehigh	Brett Reed	Brendan Reed	Junior
Nebraska	Fred Hoiberg	Sam Hoiberg	Junior
Northern Iowa	Ben Jacobson	Hunter Jacobson	RS Sophomore
Rice	Rob Lanier	Emory Lanier	Grad
Saint Louis	Josh Schertz	Jaden Schertz	Sophomore
St. Thomas	Johnny Tauer	Adam Tauer	RS Freshman
UNC Greensboro	Mike Jones	Miles Jones	Grad
Utah	Craig Smith	Brady Smith	Sophomore
West Virginia	Darian DeVries	Tucker DeVries	Senior
Wisconsin	Greg Gard	Isaac Gard	Junior



2025 PHILLIPS 66 MEN'S BASKETBALL CHAMPIONSHIP

T-MOBILE CENTER | KANSAS CITY

TUESDAY
MARCH 11

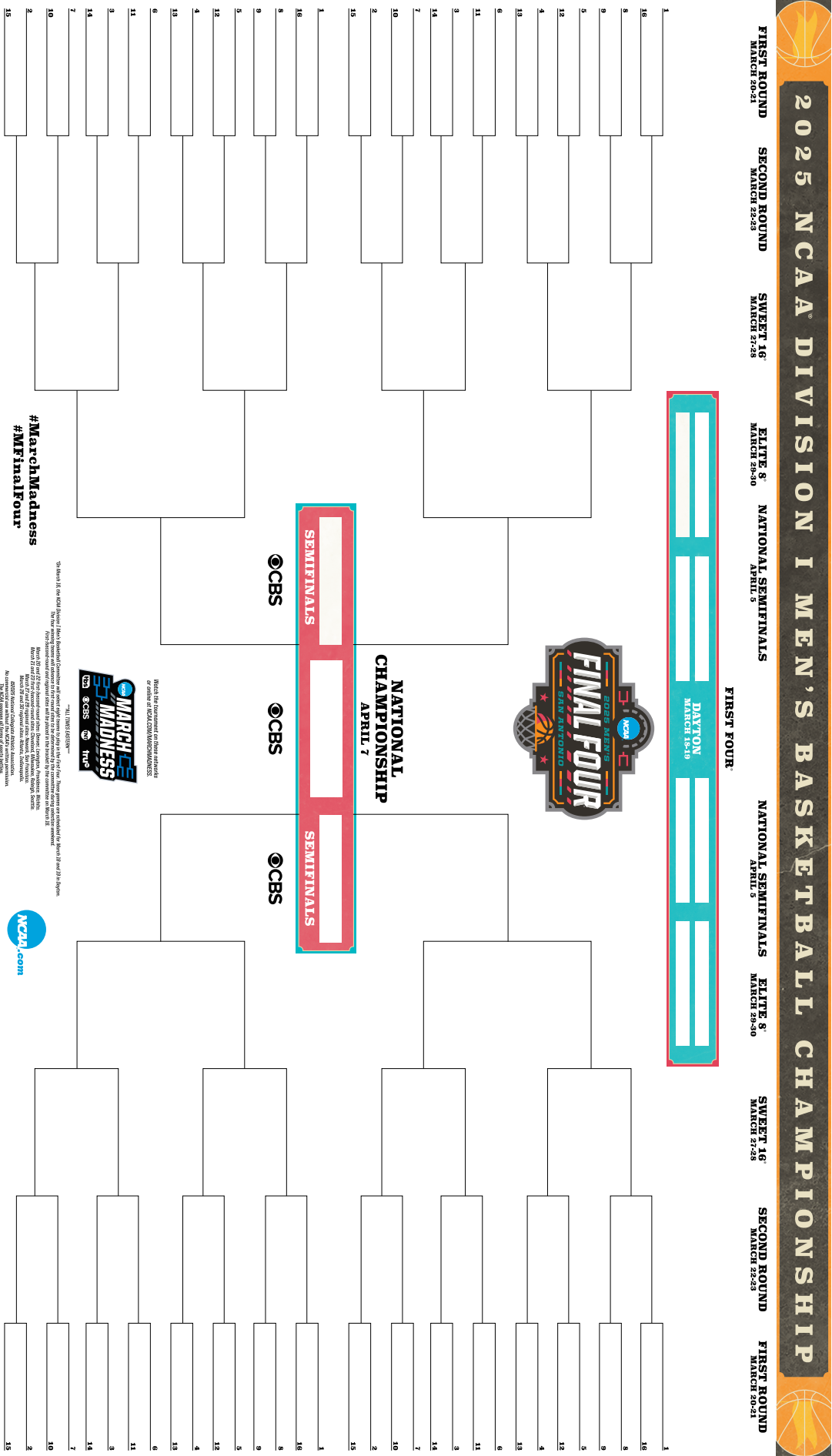
WEDNESDAY
MARCH 12

THURSDAY
MARCH 13

FRIDAY
MARCH 14

SATURDAY
MARCH 15





UTES IN THE NBA

Thru games on 2/19/2025

#18 - KYLE KUZMA

6-9 | 221 | Milwaukee Bucks | Utah 2014-17



2024-25	FG%	3P%	FT%	PPG	RPG	APG	BPG
	42.0	28.1	60.2	15.2	5.8	2.5	0.2
CAREER	FG%	3P%	FT%	PPG	RPG	APG	BPG
	44.9	33.4	72.4	17.2	6.4	2.7	0.5



#19 - JAKOB POELTL

7-0 | 260 | Toronto Raptors | Utah 2014-16



2024-25	FG%	3P%	FT%	PPG	RPG	APG	BPG
	61.0	0.0	65.8	14.2	10.1	2.8	1.3
CAREER	FG%	3P%	FT%	PPG	RPG	APG	BPG
	62.9	33.3	55.1	8.8	7.0	1.8	1.3



#0 - DELON WRIGHT

6-5 | 185 | New York Knicks | Utah 2013-15



2024-25	FG%	3P%	FT%	PPG	RPG	APG	SPG
	26.8	24.5	56.3	2.4	1.7	1.8	0.9
CAREER	FG%	3P%	FT%	PPG	RPG	APG	SPG
	44.6	34.9	80.1	6.7	3.0	3.0	1.2



#15 - BRANDEN CARLSON

7-0 | 220 | Oklahoma City Thunder / OKC Blue | Utah 2019-24



2024-25	FG%	3P%	FT%	PPG	RPG	APG	BPG
	47.4	13.3	1.000	2.8	1.4	0.3	0.3
CAREER	FG%	3P%	FT%	PPG	RPG	APG	BPG
	47.4	13.3	1.000	2.8	1.4	0.3	0.3



RUNNIN' UTES DRAFT HISTORY

YEAR	PLAYER	ROUND / OVERALL	TEAM	DEBUT
1947	Wat Misaka	/ 43rd^	New York Knicks	11/13/47
1948	Arnie Ferrin	/ 59th^	Minneapolis Lakers	11/28/48
1949	Vern Gardner	1st / 5th	Philadelphia Warriors	11/2/1949
1951	Glen Duggins	6th / 50th	Baltimore Bullets	
1952	Glen Smith	/ 87th	Philadelphia Warriors	
1956	Gary Bergen	2nd / 38th	New York Knicks	10/27/56
1956	Art Bunte	2nd / 39th	New York Knicks	
1958	Milt Kane	8th / 59th	New York Knicks	
1962	Billy McGill	1st / 1st	Chicago Zephros	10/24/62
1964	Doug Moon	13th / 94th	Baltimore Bullets	
1966	Jerry Changers	1st / 7th	Los Angeles Lakers	10/18/66
1966	George Fisher	6th / 51st	New York Knicks	
1968	Jeff Ockel	3rd / 24th	Seattle Supersonics	
1968	Merv Johnson	9th / 120th	Phoenix Suns	10/30/68*
1968	Walt Simon	12th / 149th	Seattle Supersonics	
1971	Mike Newlin	2nd / 24th	Houston Rockets	10/14/71
1971	Ken Gardner	5th / 82nd	Phoenix Suns	10/25/1975*
1972	Mark Soderberg	12th / 172nd	Phoenix Suns	
1974	Mike Sojourner	1st / 10th	Atlanta Hawks	10/22/74
1974	Tyrone Medley	5th / 79th	Atlanta Hawks	
1975	Luther Burden	2nd / 26th	New York Knicks	10/21/76
1976	Doug Terry	8th / 124th	Atlanta Hawks	
1977	Jack Jones	4th / 86th	Philadelphia 76ers	
1978	Buster Matheney	2nd / 28th	Houston Rockets	
1978	Jeff Judkins	2nd / 30th	Boston Celtics	10/13/78
1979	Greg Deane	4th / 67th	Utah Jazz	10/12/79
1979	Coby Leavitt	9th / 180th	Philadelphia 76ers	
1980	Coby Leavitt	6th / 134th	Phoenix Suns	
1981	Danny Vranes	1st / 5th	Seattle Supersonics	10/31/81
1981	Tom Chambers	1st / 8th	San Diego Clippers	10/31/81
1981	Karl Bankowski	6th / 116th	Dallas Mavericks	
1983	Pace Mannion	2nd / 43rd	Golden State Warriors	10/28/83
1983	Peter Williams	7th / 145th	Golden State Warriors	
1984	Chris Winans	8th / 177th	New Jersey Nets	
1993	Josh Grant	2nd / 43rd	Denver Nuggets	11/5/93
1993	Byron Wilson	2nd / 54th	Phoenix Suns	
1997	Keith Van Horn	1st / 2nd	Philadelphia 76ers	12/5/97
1998	Michael Doleac	1st / 12th	Orlando Magic	2/5/99
1999	Andrew Miller	1st / 8th	Cleveland Cavaliers	11/2/99
2000	Hanno Mottola	2nd / 40th	Atlanta Hawks	10/31/00
2005	Andrew Bogut	1st / 1st	Milwaukee Bucks	11/1/05
2015	Delon Wright	1st / 20th	Toronto Raptors	11/1/15
2016	Jakob Poeltl	1st / 9th	Toronto Raptors	10/26/16
2017	Kyle Kuzma	1st / 27th	Brooklyn Nets	10/19/17

*Denotes ABA Debut Date | ^Denotes BAA Draft

RUNNIN' UTES DRAFT HISTORY BY TEAM

Atlanta Hawks	4	Houston Rockets	2
Boston Celtics	1	Indiana Pacers	--
Brooklyn Nets	1	Los Angeles Clippers	--
Charlotte Hornets	--	Los Angeles Lakers	1
Chicago Bulls	--	Memphis Grizzlies	--
Cleveland Cavaliers	1	Miami Heat	--
Dallas Mavericks	1	Milwaukee Bucks	1
Denver Nuggets	1	Minnesota Timberwolves	--
Detroit Pistons	--	New Orleans Pelicans	--
Golden State Warriors	2	New York Knicks	6

OKLAHOMA CITY THUNDER	FORMER NBA TEAMS
Oklahoma City Thunder	--
Orlando Magic	1
Philadelphia 76ers	3
Phoenix Suns	5
Portland Trailblazers	--
Sacramento Kings	--
San Antonio Spurs	--
Toronto Raptors	2
Utah Jazz	1
Washington Wizards	--
Baltimore Bullets	2
Chicago Zephros	1
Minneapolis Lakers	1
New Jersey Nets	1
Philadelphia Warriors	2
San Diego Clippers	1
Seattle Supersonics	3



RECORD BREAKDOWN

	REC.	STREAK
Overall	15-11	W2
Home.....	14-3	W4
Away.....	1-6	L4
Neutral.....	0-2	L2
Conference	7-8	W2
Home.....	5-3	W4
Away.....	1-6	L4
Non-Conference	8-3	L1
Home.....	8-1	W2
Away.....	0-0	--
Neutral.....	0-2	L2
November	6-1	W3
Home.....	6-0	W6
Away.....	0-0	--
Neutral.....	0-1	L1
December	2-3	L2
Home.....	2-1	W2
Away.....	0-1	L1
Neutral.....	0-1	L1
January	4-4	W1
Home.....	3-2	W1
Away.....	1-2	L1
February	3-3	W2
Home.....	3-0	W3
Away.....	0-3	L3
March	0-0	--
Home.....	0-0	--
Away.....	0-0	--
Neutral.....	0-0	--
vs. Top-25 teams	1-3	W1
Playing on ESPN+	12-8	L2
Playing on TV	3-3	W3

PLAYER BREAKDOWNS

SCORED 10+ POINTS	2024-25	CAREER
Gabe Madsen.....	16	66
Ezra Ausar.....	14	51
Mason Madsen.....	9	29
Mike Sharavjams.....	7	24
Caleb Lohner.....	7	21
Lawson Lovering.....	10	17
Keanu Dawes.....	9	17
Hunter Erickson.....	2	9
Miro Little.....	6	6
Jake Wahlin.....	4	4
Zach Keller.....	1	3

SCORED 20+ POINTS	2024-25	CAREER
Gabe Madsen.....	8	16
Ezra Ausar.....	4	8
Mason Madsen.....	1	3
Lawson Lovering.....	1	2
Caleb Lohner.....	1	1

HAD 10+ REBOUNDS	2024-25	CAREER
Caleb Lohner.....	11	11
Ezra Ausar.....	7	7
Keanu Dawes.....	4	4
Lawson Lovering.....	1	4
Jake Wahlin.....	3	3
Miro Little.....	2	2
Gabe Madsen.....	1	1

HAD 5+ ASSISTS	2024-25	CAREER
Mike Sharavjams.....	19	19
Miro Little.....	9	9
Gabe Madsen.....	2	6
Hunter Erickson.....	2	5
Caleb Lohner.....	2	2
Lawson Lovering.....	1	2
Keanu Dawes.....	1	1
Mason Madsen.....	1	1

DOUBLE DOUBLES	2024-25	CAREER
Ezra Ausar.....	1	7
Keanu Dawes.....	2	2
Lawson Lovering.....	1	2
Caleb Lohner.....	1	2
Miro Little.....	1	1
Jake Wahlin.....	1	1
Gabe Madsen.....	1	1

TEAM POINTS LEADER	2024-25	CAREER
Gabe Madsen.....	14	33
Ezra Ausar.....	6	16
Caleb Lohner.....	3	4
Hunter Erickson.....	2	3
Lawson Lovering.....	2	3
Keanu Dawes.....	1	2
Mason Madsen.....	2	2
Zach Keller.....	1	1
Mike Sharavjams.....	1	1

TEAM REBOUNDS LEADER	2024-25	CAREER
Caleb Lohner.....	1	30
Ezra Ausar.....	3	13
Lawson Lovering.....	5	10
Keanu Dawes.....	8	9
Jake Wahlin.....	7	7
Miro Little.....	4	4
Gabe Madsen.....	1	2
Mason Madsen.....	1	1
Mike Sharavjams.....	1	1

UTAH WHEN...

	REC.	STREAK
Leading at the half.....	13-2	W5
Trailing at the half.....	1-9	L5
Tied at the half.....	1-0	W1
When Utah wins the tip.....	7-2	L1
When Utah loses the tip.....	8-9	W2
When Utah scores first.....	14-3	W2
When opponent scores first.....	1-8	L2
Games decided by 1-4 points.....	2-0	W2
Games decided by 5-9 points.....	4-4	W2
Games decided by 10-14 points.....	1-2	L2
Games decided by 15-19 points.....	1-1	L1
Games decided by 20-29 points.....	1-3	W1
Games decided by 30-39 points.....	4-1	L1
Games decided by 40+ points.....	2-0	W2
Opponent scores 100+ points.....	0-0	--
Opponent scores 90+ points.....	2-2	L2
Opponent scores 80-89 points.....	1-3	L3
Opponent scores 70-79 points.....	1-6	L4
Opponent scores 60-69 points.....	7-0	W7
Opponent scores 50-59 points.....	4-0	W4
Opponent scores 40-49 points.....	0-0	--
Opponent scores under 40 points.....	0-0	--
Utah has more rebounds.....	13-4	W2
Opponent has more rebounds.....	2-7	L3
Rebound totals are tied.....	0-0	--

Utah has more assists.....	12-5	W1
Opponent has more assists.....	3-4	W1
Assist totals are tied.....	0-2	L2

Utah has more steals.....	8-3	W1
Opponent has more steals.....	4-7	L2
Steal totals are tied.....	3-1	W1

Utah has more blocks.....	8-2	L1
Opponent has more blocks.....	5-7	W2
Block totals are tied.....	2-2	W1

Utah has more fouls.....	5-7	W1
Opponent has more fouls.....	8-3	W2
Foul totals are tied.....	2-1	L1

Utah has more Turnovers.....	4-7	W1
Opponent has more Turnovers.....	8-2	W1
Turnovers total is tied.....	3-2	W1

Utah has a better FG%.....	13-1	W10
Opponent has a better FG%.....	2-10	W2
Field Goal % is tied.....	0-0	--

Utah shoots > 40% in FGs.....	13-4	L2
Utah shoots < 40% in FGs.....	2-5	W2
Utah shoots 40% in FGs.....	0-2	L2
Opponent shoots > 40% in FGs.....	3-10	W1
Opponent shoots < 40% in FGs.....	11-1	W8
Opponent shoots 40% in FGs.....	1-0	W1

Utah wears black.....	2-2	W2
Utah wears red.....	0-4	L4
Utah wears white.....	8-2	W2
Utah wears throwback reds.....	1-2	L1
Utah wears throwback whites.....	4-1	W2

Playing on Sundays.....	0-1	L1
Playing on Mondays.....	2-0	W2
Playing on Tuesdays.....	4-3	L1
Playing on Wednesdays.....	2-1	W1
Playing on Thursdays.....	1-0	W1
Playing on Fridays.....	1-0	W1
Playing on Saturdays.....	5-6	W1

Playing Day Games.....	0-0	--
Playing Afternoon Games (12-3:59pm).....	2-4	L3
Playing Night Games (4pm or later).....	13-7	W2

THE LAST TIME UTAH...

Won at home.....	2/17/25, Kansas State (74-69)
Lost at home.....	1/25/25, #RV/RV Baylor (76-61)
Won away.....	1/15/25, at TCU (73-65)
Lost away.....	2/11/25, at Cincinnati (85-75)
Won neutral.....	3/13/24, vs. Arizona State (90-57) ¹
Lost neutral.....	12/21/24, vs. Iowa (95-88)
Won in OT.....	1/18/25, BYU (73-72, OT)
Lost in OT.....	1/29/22, at Washington (77-73, OT) ²
Won vs. a Top-25 team (H).....	2/15/25, #17/20 Kansas (74-67)
Won vs. a Top-25 team (A).....	3/21/18, at #25/23 Saint Mary's (67-58 OT) ²
Won vs. a Top-25 team (N).....	12/18/19, vs. #6/6 Kentucky (69-66) ³
Lost vs. a Top-25 team (H).....	2/8/24, #8/8 Arizona (105-99 3OT)
Lost vs. a Top-25 team (A).....	1/18/25, at #7/5 Houston (70-36)
Lost vs. a Top-25 team (N).....	11/17/23, vs. #6/6 Houston (76-66) ⁴

9 players with 10+ points.....	11/8/19, MVSU
6 players with 10+ points.....	11/6/23, Eastern Washington
5 players with 10+ points.....	11/4/24, Alcorn State
4 players with 10+ points.....	2/1/25, at Oklahoma State
3 players with 10+ points.....	2/17/25, Kansas State
Player with 20+ points.....	2/17/25, Kansas State
.....Ezra Ausar (21)	
Player with 30+ points.....	3/24/24, vs. (3) Iowa ²
.....Gabe Madsen (31)	
Player with 40+ points.....	3/7/24, at Oregon State
.....Brandon Carlson (40)	
2 players with 20+ points.....	12/21/24, vs. Iowa
.....Gabe Madsen (26) and Lawson Lovering (25)	

Won by 20-29 points.....	1/11/25, Oklahoma State (83-62)
Won by 30-39 points.....	12/17/24, Florida A&M (89-59)
Won by 40-49 points.....	11/26/24, Mississippi Valley State (94-48)
Won by 50+ points.....	11/8/19, Mississippi Valley State (143-49)
Lost by 20-29 points.....	1/7/25, at #3/3 Iowa State (82-59)
Lost by 30-39 points.....	1/18/25, at #7/5 Houston (70-36)
Lost by 40-49 points.....	3/3/12, at Oregon (94-48)

Scored 90-99 points.....	11/26/24, Mississippi Valley State (94)
Scored 100+ points.....	11/14/24, Alcorn State (100)
Made 30+ field goals.....	1/11/25, Oklahoma State (30)
Made 35+ field goals.....	12/21/24, vs. Iowa (35)
Made 40+ field goals.....	12/28/15, College of Idaho (42)
Made 50+ field goals.....	11/8/19, MVSU (57)
Shot 55%+ in FGs.....	1/11/25, Oklahoma State (.556)
Shot 60%+ in FGs.....	11/26/22, St. Thomas (.600)

Made 10+ 3-pointers.....	2/15/25, #17/20 Kansas (11)
Made 15+ 3-pointers.....	11/7/24, Central Arkansas (19)
Made 20+ free throws.....	2/17/25, Kansas State (23)
Made 25+ free throws.....	11/30/24, Eastern Washington (28)
Had 50+ rebounds.....	2/17/25, Kansas State (51)
Had 60+ rebounds.....	11/8/19, MVSU (68)
Had 15+ assists.....	2/17/25, Kansas State (16)
Had 20+ assists.....	1/11/25, Oklahoma State (23)
Had 25+ assists.....	12/17/24, Florida A&M (25)
Had 40+ assists.....	11/8/19, Mississippi Valley State (41)
Had 10+ steals.....	12/17/24, Florida A&M (11)
Had less than 10 TOs.....	2/15/25, #17/20 Kansas (7)
Had 20+ TOs.....	1/18/25, at #7/5 Houston (26)
Forced 20+ TOs.....	12/20/23, Bellarmine (23)
Had 10+ blocked shots.....	3/19/24, vs. UC Irvine (11) ²

THE LAST TIME A UTE...

Scored 30-34 points.....	31, Gabe Madsen vs. (3) Iowa (3/24/24) ²
Scored 35-39 points.....	35, Alfonso Plummer vs. Oregon State (3/11/20) ¹
Scored 40-49 points.....	40, Brandon Carlson at Oregon State (3/7/24)
Had 15+ Rebounds.....	15, Brandon Carlson vs. #8/8 Arizona (2/8/24)
Had 20+ rebounds.....	20, Andrew Bogut vs. New Mexico (1/22/05)
Had 10+ assists.....	12, Deivon Smith vs. VCU (3/27/24) ²
Had 5+ steals.....	6, Jake Wahlin vs. Central Arkansas (11/7/24)
Had 5+ blocks.....	5, Brandon Carlson vs. UC Irvine (3/19/24) ²
Made 10+ FGs.....	10, Gabe Madsen at Cincinnati (2/11/25)
Made 10+ FTs.....	11, Gabe Madsen vs. Eastern Washington (11/30/24)
Made 15+ FTs.....	17, Andrew Bogut vs. Colorado State (2/12/05)
Made 5+ 3FGs.....	5, Gabe Madsen vs. #17/20 Kansas (2/15/25)
Made 10+ 3FGs.....	11, Alfonso Plummer vs. Oregon State (3/11/20) ¹
Had a double-double.....	2/17/25, Kansas State (2/17/25)
.....Lawson Lovering (15 points, 10 Rebounds)	
Had 2 double-doubles.....	vs. UC Irvine (3/19/24) ²
.....Brandon Carlson (21 points, 11 rebounds)	
.....Deivon Smith (13 points, 10 assists)	
Had a triple-double.....	vs. VCU (3/27/24) ²
.....Deivon Smith (15 points, 11 rebounds, 12 assists)	
Had 2 triple-doubles.....	vs. Mississippi Valley State (11/8/19)
.....Both Gach (12 points, 10 rebounds, 10 assists)	
.....Rylan Jones (10 points, 10 rebounds, 11 assists)	

LEGEND

1-Pac-12 Tournament Game (Las Vegas, Nev.)

2-NIT Game

3-Neon Hoops Showcase (Las Vegas, Nev.)

4-Charleston Classic (Charleston, S.C.)



THE SMITH FILE

EDUCATION

University of North Dakota, 1996
Bachelor's in Secondary Education
Northern State University, 1998
Master's in Teaching and Learning

PERSONAL

Birth Date: December 14
Hometown: Stephen, Minn.
Wife: Darcy
Children: Sons Landon, Brady, Carson and daughter Lauren

COACHING EXPERIENCE

Years	Team	Position
1996-97	Mayville State	Asst. Coach
1997-98	Northern State	Graduate Asst.
1998-01	Minot State	Asst. Coach
2001-04	North Dakota State	Asst. Coach
2004-07	Mayville State	Head Coach
2007-08	Colorado State	Director of Ops.
2008-12	Colorado State	Asst. Coach
2012-14	Nebraska	Asst. Coach
2014-18	South Dakota	Head Coach
2018-21	Utah State	Head Coach
2021-present	Utah	Head Coach

NCAA TOURNAMENT

Year	Rd.	Opponent (Seed)	Result
2019	64	Washington (9)	L, 78-61
2021	64	Texas Tech (6)	L, 65-53
Record			0-2*

NIT TOURNAMENT

Year	Rd.	Opponent	Result
2017	1st	Iowa	L, 87-75
2024	1st	UC Irvine	W, 84-75
2024	2nd	(3) Iowa	W, 91-82
2024	QF	VCU	W, 74-54
2024	SF	(1) Indiana State	L, 100-90
Record			3-2

CBI TOURNAMENT

Year	Rd.	Opponent	Result
2018	1st	North Texas	L, 90-77
Record			0-1

*Utah State earned the Mountain West Conference AQ, but the 2020 NCAA Tournament was cancelled due to COVID-19 pandemic



CRAIG SMITH

HEAD COACH | NORTH DAKOTA '96
4TH SEASON AT UTAH

CAREER RECORD: 290-169 | DI CAREER RECORD: 218-140 | UTAH RECORD: 65-61
TWO NCAA APPEARANCES | TWO NIT APPEARANCE | ONE CBI APPEARANCE

» Craig Smith was named Utah's 16th head coach of Utah Men's Basketball on March 27, 2021.

» Led Utah to its first 20-win season since 2017-18 after advancing to the semifinals of the NIT in 2023-24 before finishing 22-15 overall.

» Has guided his teams (DI) to five postseason appearances (2 NCAA, 2 NIT, 1 CBI). Utah State earned the automatic bid to the NCAA Tournament in 2019-20 before the NCAA Tournament was cancelled due to the COVID-19 Pandemic.

» In 29 years of collegiate coaching experience, including 13 as a head coach, Smith has been to postseason play 15 times, while winning four regular-season and four postseason conference championships.

» He has earned four conference coach of the year awards (2006, 2007, 2017, 2019) in three different conferences and was named NAIA II National Coach of the Year Award in 2007, the National Association of Basketball Coaches (NABC) District 12 Coach of the Year Award in 2017, and NABC District 17 Coach of the Year and USBWA District VIII Coach of the Year in 2019.

» Had won 20 or more games in five-straight season, seven total, as a Division I head coach, which included a 28-7 overall record in his first season at Utah State in 2018-19.

» Coached a pair of NBA Draft selections during his time at Utah State - both of whom have won NBA Championships
- Sam Merrill (2020; 60th pick overall, New Orleans Pelicans)
- Neemias Queta (2021; 39th pick overall, Sacramento Kings)

» Went 74-24 (.755) in three seasons at Utah State (2018-21), guiding the Aggies to two Mountain West Conference Tournament Championships, a regular-season championship and two NCAA Tournament berths.

» Got his first opportunity as a head coach with Mayville State (2004-07), where he guided the Comets to a 72-29 (.713) record and advanced to the NAIA National Championship game in 2007.

» Was honored by the University of North Dakota with the Tom Clifford Award, which recognizes UND alumni who serve as athletic coaches on the high school or college level and have been notably successful in their sport the preceding year on Oct. 1, 2021.

COACHING CHRONOLOGY

YEAR	TEAM	POSITION	RECORD	PCT.	CONF.	PCT.	POSTSEASON	ROUND
1996-97	MAYVILLE STATE	ASSISTANT COACH						
1997-98	NORTHERN STATE	GRADUATE ASSISTANT						
1998-01	MINOT STATE	ASSISTANT COACH						
2001-04	NORTH DAKOTA STATE	ASSISTANT COACH						
2004-05	MAYVILLE STATE	HEAD COACH	17-14				NAIA	
2005-06	MAYVILLE STATE	HEAD COACH	28-6				NAIA	
2006-07	MAYVILLE STATE	HEAD COACH	27-6				NAIA	RUNNER-UP
2007-08	COLORADO STATE	DIRECTOR OF OPS						
2008-12	COLORADO STATE	ASSISTANT COACH						
2012-14	NEBRASKA	ASSISTANT COACH						
2014-15	SOUTH DAKOTA	HEAD COACH	17-16	.515	10-8	.556	--	
2015-16	SOUTH DAKOTA	HEAD COACH	14-18	.438	5-11	.313	--	
2016-17	SOUTH DAKOTA	HEAD COACH	22-12	.647	12-4	.750	NIT	FIRST ROUND
2017-18	SOUTH DAKOTA	HEAD COACH	26-9	.743	11-3	.786	CBI	FIRST ROUND
2018-19	UTAH STATE	HEAD COACH	28-7	.800	15-3	.938	NCAA	FIRST ROUND
2019-20	UTAH STATE	HEAD COACH	26-8	.765	12-6	.667	--*	--
2020-21	UTAH STATE	HEAD COACH	20-9	.690	15-4	.789	NCAA	FIRST ROUND
2021-22	UTAH	HEAD COACH	11-20	.355	4-16	.200	--	--
2022-23	UTAH	HEAD COACH	17-15	.531	10-10	.500	--	--
2023-24	UTAH	HEAD COACH	22-15	.595	9-11	.450	NIT	SEMIFINALS
2024-25	UTAH	HEAD COACH	15-11	.577	7-8	.467		
TOTALS (DIVISION I ONLY)			218-140	.609	110-85	.564		

*Utah State earned the MWC automatic bid before NCAA Tournament was cancelled due to covid-19 pandemic



ROSTER INFORMATION

ROSTER BREAKDOWN

BY CLASS

5TH / TRANSFERS (4)

Hunter Erickson
Caleb Lohner
Mason Madsen
Gabe Madsen

SENIORS (2)

Brandon Haddock*
Lawson Lovering

JUNIORS (3)

Ezra Ausar
Mike Sharavjamts
Zach Keller

SOPHOMORES (4)

Miro Little
Brady Smith*
Keanu Dawes
Jake Wahlin

FRESHMEN/RS (4)

Ayomide Bamsile*
Jerry Huang*
Joul Karram
Ibi Traore

BY STATE/COUNTRY

COLORADO (1)

Zach Keller

FINLAND (1)

Miro Little

GEORGIA (1)

Ezra Ausar

ISRAEL (1)

Joul Karram

MALI (1)

Ibi Traore

MINNESOTA (2)

Gabe Madsen
Mason Madsen

MONGOLIA (1)

Mike Sharavjamts

NIGERIA (1)

Ayomide Bamsile*

TAIWAN (1)

Jerry Huang*

TEXAS (3)

Keanu Dawes
Brandon Haddock*
Caleb Lohner

UTAH (3)

Hunter Erickson
Brady Smith*
Jake Wahlin

WYOMING (1)

Lawson Lovering

* Walk-On

NUMERICAL ROSTER

NO.	NAME	HT.	WT.	POS.	YR.	HOMETOWN / HIGH SCHOOL / PREVIOUS SCHOOLS
0	Hunter Erickson	6-3	200	G	5th	Provo, Utah (Timpview HS / BYU / Salt Lake CC)
1	Miro Little	6-3	194	G	So.	Tampere, Finland (Sunrise Christian Academy / Baylor)
2	Ezra Ausar	6-8	238	F	Jr.	Atlanta, Ga. (Liberty Heights Athletics Institute / East Carolina)
5	Joul Karram	6-10	225	C	Fr.	Nazareth, Israel (Hakfar Hayarok)
6	Brady Smith*	6-1	175	G	So.	Logan, Utah (Green Canyon HS / Salt Lake CC)
8	Keanu Dawes	6-9	220	F	So.	Houston, Texas (Stratford HS / Rice)
9	Jerry Huang*	6-2	185	G	RFr.	Taipei, Taiwan (Wasatch Academy)
10	Jake Wahlin	6-10	212	F	So.	Provo, Utah (Timpview HS)
11	Caleb Lohner	6-7	250	F	5th	Flower Mound, Texas (Wasatch Academy / BYU / Baylor)
14	Brandon Haddock*	6-2	183	G	Sr.	Dallas, Texas (Carroll HS)
21	Ayomide Bamsile*	6-7	207	F	RFr.	Lagos, Nigeria (Montverde Academy [CA])
25	Mike Sharavjamts	6-9	195	G	Jr.	Ulaanbaatar, Mongolia (International Sports Academy / Dayton / San Francisco)
31	Ibi Traore	6-9	220	F	Fr.	Bamako, Mali (West Oaks Academy)
32	Zach Keller	6-10	235	F	Jr.	Highlands Ranch, Colo. (ThunderRidge HS / Wake Forest)
34	Lawson Lovering	7-1	245	F	Sr.	Cheyenne, Wyo. (Central HS / Colorado)
45	Mason Madsen	6-4	195	G	5th	Rochester, Minn. (Mayo Senior HS / Cincinnati / Boston College)
55	Gabe Madsen	6-6	200	G	5th	Rochester, Minn. (Mayo Senior HS / Cincinnati)

ALPHABETICAL ROSTER

NO.	NAME	HT.	WT.	POS.	YR.	HOMETOWN / HIGH SCHOOL / PREVIOUS SCHOOLS
2	Ezra Ausar	6-8	238	F	Jr.	Atlanta, Ga. (Liberty Heights Athletics Institute / East Carolina)
21	Ayomide Bamsile*	6-7	207	F	RFr.	Lagos, Nigeria (Montverde Academy [CA])
8	Keanu Dawes	6-9	220	F	So.	Houston, Texas (Stratford HS / Rice)
0	Hunter Erickson	6-3	200	G	5th	Provo, Utah (Timpview HS / BYU / Salt Lake CC)
14	Brandon Haddock*	6-2	183	G	Sr.	Dallas, Texas (Carroll HS)
9	Jerry Huang*	6-2	185	G	RFr.	Taipei, Taiwan (Wasatch Academy)
5	Joul Karram	6-10	225	C	Fr.	Nazareth, Israel (Hakfar Hayarok)
32	Zach Keller	6-10	235	F	Jr.	Highlands Ranch, Colo. (ThunderRidge HS / Wake Forest)
1	Miro Little	6-3	194	G	So.	Tampere, Finland (Sunrise Christian Academy / Baylor)
11	Caleb Lohner	6-7	250	F	5th	Flower Mound, Texas (Wasatch Academy / BYU / Baylor)
34	Lawson Lovering	7-1	245	F	Sr.	Cheyenne, Wyo. (Central HS / Colorado)
55	Gabe Madsen	6-6	200	G	5th	Rochester, Minn. (Mayo Senior HS / Cincinnati)
45	Mason Madsen	6-4	195	G	5th	Rochester, Minn. (Mayo Senior HS / Cincinnati / Boston College)
25	Mike Sharavjamts	6-9	195	G	Jr.	Ulaanbaatar, Mongolia (International Sports Academy / Dayton / San Francisco)
6	Brady Smith*	6-1	175	G	So.	Logan, Utah (Green Canyon HS / Salt Lake CC)
31	Ibi Traore	6-9	220	F	Fr.	Bamako, Mali (West Oaks Academy)
10	Jake Wahlin	6-10	212	F	So.	Provo, Utah (Timpview HS)

COACHING STAFF

Name	Position	Experience	Alma Mater
Craig Smith	Head Coach	4th Season	North Dakota (1996)
Josh Eilert	Assistant Coach	1st Season	Kansas State (2004)
David Evans	Assistant Coach	1st Season	BYU-Hawaii (2000)
Loren "Lo" Leath	Assistant Coach	1st Season	Sacramento State (2009)
Tyler Larson	Assistant Coach/Director of Player Personnel	2nd Season	South Dakota (2015)
Justin "JJ" Johnson	Assistant Coach	4th / 1st Season	North Dakota State (2003)
Mike Summey	General Manager	1st Season	NC State (1997)
Carter Stevens	Director of Scouting/Video	1st Season	Dubuque (2022)
Landon Smith	Director of Operations/Administration	1st Season	Utah State (2024)
Triston Simpson	Special Assistant to the Head Coach	1st Season	South Dakota (2020)
Logan Ogden	MBB Director of Sports Performance	4th Season	Northwestern College (2011)
Trevor Jameson	Director of Sports Medicine	26th Season	BYU (1995)

PRONUNCIATION GUIDE

Ezra Ausar	uh-SAR	Joul Karram	jewel KAH-RAHM
Ayomide Bamsile	eye-oh-ME-day BAH-MEE-shah-luh	Miro Little	MEER-row
Keanu Dawes	key-on-new	Mike Sharavjamts	shar-rahv-jomps
Josh Eilert	eye-lert	Mike Summey	sum-me
Brandon Haddock	HAD-DOCK	Ibi Traore	ee-bee trah-OR-ree
Jerry Huang	hwong	Jake Wahlin	wah-LEEN





2024-25 PRESEASON QUICK FACTS

GENERAL

Location	Salt Lake City, Utah
Metro Population	1,257,936
Elevation	4,657 feet above sea level
President	Dr. Taylor Randall
Athletics Director	Mark Harlan
Faculty Athletic Representative	Jason Burrow-Sanchez
Founded	1850
Enrollment	36,881
Conference	Big 12
Nickname	Utes/Runnin' Utes (MBB only)
Colors	Utah Red [R: 190 - G: 0 - B: 0]
Mascot	"Swoop" (Red-Tailed Hawk)

DEPARTMENT PHONE NUMBERS

Athletics Department	801.581.8171
Athletic Communications Main Line	801.581.3510
SID Fax	801.581.4358
Press Row Phone	801.581.6657
Ticket Office Phone	801.581.UTIX (8849)
Tickets Online	www.UtahTickets.com

BASKETBALL STAFF

Head Coach	Craig Smith (North Dakota, 1996)
Record at Utah	50-50 (3 seasons)
Career Record (DI)	203-129 (10 Seasons)
Career Record	275-158 (13 seasons)
Assistant Coaches	Josh Eilert (Kansas State, 2004)
	David Evans (BYU-Hawaii, 2000)
	Loren "Lo" Leath (Sacramento State, 2008)
/ Director of Player Personnel	Tyler Larson (South Dakota, 2015)
/ Director of Recruiting	TBD
General Manager	Mike Summey (NC State, 1997)
Director of Scouting/Video	Carter Stevens (Dubuque, 2022)
Director of Admin and Ops	Landon Smith (Utah State, 2024)
Special Asst to the HC	Justin Johnson (North Dakota State, 2003)
MBB Director of Sports Performance	Logan Ogden (Northwestern College, 2011)
Head Athletics Trainer	Trevor Jameson (BYU, 1995)
Creative Content Manager	Michael Tamayo (UNC Charlotte, 2016)
Office Phone	385-547-4454
X/Twitter	@UtahMBB
Instagram	@utahmbb
Facebook	/UtahMBB

FACILITY

Arena	Jon M. Huntsman Center
Capacity	15,000
Huntsman Center Record	686-180 (.792)
2023-24 Home Record	17-2
Press Row Phone Number	801.581.6657

TEAM INFORMATION

2023-24 Record	22-15
2023-24 Pac-12 Record (Finish)	9-11 (6th)
2023-24 Postseason	NIT Semifinals
Starters Returning/Lost	3 / 2
Minutes Returning/Lost	2,726 (.365) / 4,749
Points Returning/Lost	927 (.318) / 1,988
Rebounds Returning/Lost	382 (.266) / 1,056
Assists Returning/Lost	234 (.358) / 420

BASKETBALL HISTORY

Started Basketball/Years	1908-09 / 116
All-Time Record	1,898-1,084 (.636)
Last NCAA Appearance	2016 / 2nd Round
NCAA Appearances/Record	29 / 38-32
Last NIT Appearance	2024
NIT Appearances/Record	15 / 18-14
CBI Appearances/Record	1 / 1-1

ATHLETICS COMMUNICATIONS

Main Phone	801.581.3510
Fax	801.581.4358
Associate Director/MBB Contact	John Vu
E-Mail	jvu@huntsman.utah.edu
Cell	714.728.9163
X/Twitter	@Vuuster
Mailing Address	1825 E South Campus Dr. Salt Lake City, UT 84112



ALL-TIME SERIES RECORD (2024-25 OPPONENTS ONLY)

Opponent	Home	Away	Neau	Overall	Last
Alcorn State	1-0	0-0	0-0	1-0	11/4/24
Arizona	23-13	8-24	1-3	32-40	2/8/24
Arizona State	20-9	13-17	3-2	36-28	3/13/24
Baylor	3-1	0-1	0-0	3-2	1/25/25
BYU	78-52	48-75	5-7	131-134	1/8/25
Central Arkansas	2-0	0-0	0-0	2-0	11/7/24
Cincinnati	2-0	0-3	0-1	2-4	2/11/25
Colorado	19-10	8-23	1-2	28-35	2/5/25
Eastern Washington	3-0	0-0	0-0	3-0	11/30/24
Florida A&M	2-0	0-0	0-0	2-0	12/17/24
Houston	0-0	0-1	0-2	0-3	1/22/25
Iowa	1-0	0-0	1-1	2-1	12/21/24
Iowa State	0-0	0-2	2-0	2-2	1/7/25
Kansas	1-0	0-0	0-2	1-2	2/15/25

Opponent	Home	Away	Neau	Overall	Last
Kansas State	1-1	0-1	1-0	2-2	2/17/25
Mississippi State	0-0	0-0	0-3	0-3	11/17/24
Mississippi Valley State	4-0	0-0	0-0	4-0	11/8/19
Oklahoma State	2-1	0-2	0-2	2-5	2/1/25
Queens	1-0	0-0	0-0	1-0	11/12/24
Radford	1-0	0-0	0-0	1-0	12/14/24
St. Mary's	10-2	3-1	3-1	16-4	12/7/24
TCU	9-2	6-2	2-2	17-6	1/15/25
Texas Tech	1-2	1-1	2-1	4-4	1/4/25
UCF	0-0	0-0	0-1	0-1	12/19/06
Utah Tech	3-0	0-0	0-0	3-0	1/9/08
West Virginia	1-0	0-1	5-0	6-1	2/8/25
TOTAL	188-93	87-154	26-30	301-277	

-2024-25 games included

AP POLL
WEEK 16 (Feb. 17)

RK.	TEAM	RECORD	PTS	PREV
1.	Auburn	23-2	1499	1
2.	Florida	22-3	1387	3
3.	Duke	22-3	1382	3
4.	Alabama	21-4	1335	2
5.	Houston	21-4	1290	6
6.	Tennessee	21-5	1147	5
7.	Texas A&M	20-5	1140	8
8.	Iowa State	20-5	1034	10
9.	Texas Tech	20-5	969	12
10.	St. John's	22-4	933	9
11.	Wisconsin	20-5	879	16
12.	Michigan	20-5	734	20
13.	Purdue	19-7	732	7
14.	Michigan State	20-5	724	11
15.	Missouri	19-6	573	21
16.	Marquette	19-6	527	18
17.	Kentucky	17-8	518	15
18.	Clemson	21-5	499	23
19.	Arizona	17-8	362	13
20.	Maryland	20-6	361	25
21.	Mississippi State	18-7	325	22
22.	Memphis	21-5	308	14
23.	Kansas	17-8	193	17
24.	Ole Miss	19-7	177	19
25.	Louisville	20-6	137	RV

Others receiving votes: UCLA 123, UConn 106, Illinois 59, Louisville 53, New Mexico 40, Drake 21, Saint Mary's 20, Utah State 8, George Mason 7, Gonzaga 5.

USA TODAY COACHES POLL
WEEK 16 (Feb. 17)

RK.	TEAM	RECORD	PTS	PREV
1.	Auburn (31)	23-2	775	2
2.	Florida	22-3	712	3
3.	Duke	22-3	704	5
4.	Alabama	21-4	692	1
5.	Houston	21-4	672	6
6.	Tennessee	21-5	605	4
7.	Texas A&M	20-5	570	9
8.	Iowa State	20-5	534	10
9.	St. John's	22-4	501	8
10.	Texas Tech	20-5	488	12
11.	Wisconsin	20-5	441	15
12.	Michigan	20-5	413	17
13.	Michigan State	20-5	407	11
14.	Purdue	19-7	388	7
15.	Marquette	19-6	284	16
16.	Missouri	19-6	272	22
17.	Clemson	21-5	267	19
18.	Arizona	17-8	223	13
19.	Memphis	21-5	184	14
20.	Maryland	20-6	183	25
21.	Kentucky	17-8	162	18
22.	Louisville	20-6	109	RV
23.	Mississippi State	18-7	106	RV
24.	Saint Mary's	23-4	86	RV
25.	Kansas	17-8	69	20

Schools Dropped Out: No. 21 Creighton; No. 23 Ole Miss; No. 24 UConn.

Others receiving votes: Ole Miss 64; UCLA 49; New Mexico 41; Creighton 37; Gonzaga 15; UConn 11; Illinois 5; UC San Diego 3; VCU 2; George Mason 1.



2024-25 RESULTS / GAME LEADERS

Date	Opponent		Score	Att.	High Points	High Rebounds
11/04/2024	Alcorn	W	100-59	6785	(27) MADSEN, Gabe	(6) AUSAR, Ezra
						(6) WAHLIN, Jake
						(6) DAWES, Keanu
11/07/2024	Central Ark.	W	98-63	6722	(25) MADSEN, Gabe	(11) DAWES, Keanu
11/12/2024	Queens (NC)	W	96-65	6757	(24) MADSEN, Gabe	(11) AUSAR, Ezra
11/17/2024	vs Mississippi St.	L	73-78	2595	(15) AUSAR, Ezra	(12) DAWES, Keanu
11/22/2024	Utah Tech	W	84-53	6969	(19) MADSEN, Gabe	(11) LITTLE, Miro
11/26/2024	Mississippi Val.	W	94-48	6604	(27) MADSEN, Gabe	(7) LOVERING, Lawson
11/30/2024	Eastern Wash.	W	88-80	7064	(28) MADSEN, Gabe	(8) LOVERING, Lawson
						(8) LITTLE, Miro
12/07/2024	Saint Mary's (CA)	L	63-72	7435	(15) MADSEN, Gabe	(10) LITTLE, Miro
12/14/2024	Radford	W	81-63	7370	(18) ERICKSON, Hunter	(5) MADSEN, Gabe
12/17/2024	Florida A&M	W	89-59	6699	(15) MADSEN, Mason	(5) LOVERING, Lawson
					(15) SHARAVJAMTS, Mike	(5) WAHLIN, Jake
12/21/2024	vs Iowa	L	88-95	3367	(26) MADSEN, Mason	(6) MADSEN, Mason
12/31/2024	at Baylor	L	56-81	7500	(13) ERICKSON, Hunter	(7) LOHNER, Caleb
01/04/2025	Texas Tech	L	65-93	7798	(12) KELLER, Zach	(5) DAWES, Keanu
01/07/2025	at Iowa St.	L	59-82	13496	(20) MADSEN, Gabe	(6) LOVERING, Lawson
01/11/2025	Oklahoma St.	W	83-62	7922	(21) AUSAR, Ezra	(9) DAWES, Keanu
01/15/2025	at TCU	W	73-65	5459	(17) MADSEN, Gabe	(11) WAHLIN, Jake
01/18/2025	BYU	Wot	73-72	15558	(26) AUSAR, Ezra	(9) WAHLIN, Jake
01/22/2025	at Houston	L	36-70	7035	(8) MADSEN, Gabe	(9) DAWES, Keanu
01/25/2025	Baylor	L	61-76	8311	(19) AUSAR, Ezra	(8) LITTLE, Miro
01/28/2025	Cincinnati	W	69-66	7570	(18) MADSEN, Gabe	(9) DAWES, Keanu
02/01/2025	at Oklahoma St.	L	72-81	7040	(18) AUSAR, Ezra	(5) SHARAVJAMTS, Mike
						(5) WAHLIN, Jake
02/05/2025	Colorado	W	72-59	7581	(17) MADSEN, Gabe	(7) AUSAR, Ezra
02/08/2025	at West Virginia	L	61-72	13166	(14) DAWES, Keanu	(11) DAWES, Keanu
02/11/2025	at Cincinnati	L	75-85	10510	(28) MADSEN, Gabe	(7) WAHLIN, Jake
02/15/2025	Kansas	W	74-67	11056	(24) MADSEN, Gabe	(12) WAHLIN, Jake
02/17/2025	Kansas St.	W	74-69	7537	(21) AUSAR, Ezra	(10) LOVERING, Lawson

Attendance Summary

	Games	Attend	Avg/Game
Home	17	135738	7985
Away	7	64206	9172
Neutral	2	5962	2981
Total	26	205906	7919



2024-25 CUMULATIVE STATISTICS

Game Records

Record	Overall	Home	Away	Neutral
ALL GAMES	15-11	14-3	1-6	0-2
CONFERENCE	7-8	6-2	1-6	0-0
NON-CONFERENCE	8-3	8-1	0-0	0-2

Score by Periods

Team	1st	2nd	OT	TOT
Utah	921	1027	9	1957
Opponents	858	969	8	1835

Team Box Score

No.	Player				Total		3-Point		F-Throw		Rebounds											
		GP-GS	MIN	AVG	FG-FGA	FG%	3FG-3FGA	3FG%	FT-FTA	FT%	OFF	DEF	TOT	AVG	PF	DQ	A	TO	BLK	STL	PTS	AVG
55	MADSEN, Gabe	26-26	749:14	28.8	129-341	.378	77-238	.324	68-80	.850	4	57	61	2.3	39	0	63	49	3	20	403	15.5
2	AUSAR, Ezra	25-25	536:48	21.5	99-191	.518	1-8	.125	86-146	.589	50	69	119	4.8	62	1	22	42	11	22	285	11.4
34	LOVERING, Lawson	21-21	488:29	23.3	76-129	.589	0-2	.000	35-91	.385	45	60	105	5.0	56	2	54	33	20	10	187	8.9
45	MADSEN, Mason	24-4	376:01	15.7	63-160	.394	43-109	.394	13-19	.684	11	50	61	2.5	25	0	29	21	4	16	182	7.6
8	DAWES, Keanu	24-0	404:37	16.9	62-100	.620	10-28	.357	43-61	.705	43	94	137	5.7	46	2	21	22	11	13	177	7.4
25	SHARAVJAMTS, Mike	26-23	569:43	21.9	65-156	.417	26-80	.325	22-34	.647	18	67	85	3.3	53	1	68	36	17	20	178	6.8
10	WAHLIN, Jake	26-17	611:31	23.5	61-130	.469	22-56	.393	20-32	.625	41	94	135	5.2	60	1	37	15	18	20	164	6.3
1	LITTLE, Miro	26-12	497:55	19.2	44-135	.326	18-69	.261	36-47	.766	17	72	89	3.4	36	0	92	39	5	21	142	5.5
0	ERICKSON, Hunter	26-1	516:34	19.9	32-78	.410	22-60	.367	20-22	.909	9	36	45	1.7	37	0	44	24	9	15	106	4.1
11	LOHNER, Caleb	17-1	194:20	11.4	27-50	.540	0-3	.000	5-16	.313	12	28	40	2.4	27	1	15	17	4	5	59	3.5
32	KELLER, Zach	21-0	204:19	9.7	23-36	.639	2-8	.250	6-16	.375	11	17	28	1.3	30	0	15	9	1	4	54	2.6
21	BAMISILE, Ayomide	6-0	14:48	2.5	4-5	.800	0-0	.000	0-0	.000	1	1	2	0.3	1	0	0	0	0	1	8	1.3
5	KARRAM, Joul	7-0	27:19	3.9	2-3	.667	0-0	.000	1-2	.500	4	6	10	1.4	6	0	3	2	0	0	5	0.7
9	HUANG, Jerry	8-0	17:15	2.2	2-5	.400	0-2	.000	1-2	.500	1	1	2	0.3	0	0	1	0	0	0	5	0.6
6	SMITH, Brady	8-0	16:08	2.0	1-8	.125	0-2	.000	0-0	.000	0	1	1	0.1	0	0	1	0	0	0	2	0.3
Team											51	60	111					11				
Total		26	5225		690-1527	.452	221-665	.332	356-568	.627	318	713	1031	39.7	478	8	465	320	103	167	1957	75.3
Opponents		26	5225		637-1552	.410	209-621	.337	352-508	.693	283	619	902	34.7	475	8	337	289	119	188	1835	70.6

Team Statistics

	UTAH	OPP
Scoring		
Points per game	1957	1835
Scoring margin	75.3	70.6
	+4.7	-
Field goals-att		
	690-1527	637-1552
Field goal pct	.452	.410
3 point fg-att		
	221-665	209-621
3-point FG pct	.332	.337
3-pt FG made per game	8.5	8.0
Free throws-att		
	356-568	352-508
Free throw pct	.627	.693
F-Throws made per game	13.7	13.5
Rebounds		
	1031	902
Rebounds per game	39.7	34.7
Rebounding margin	+5.0	-
Assists		
	465	337
Assists per game	17.9	13.0
Turnovers		
	320	289
Turnovers per game	12.3	11.1
Turnover margin	-1.2	-
Assist/turnover ratio	1.5	1.2
Steals		
	167	188
Steals per game	6.4	7.2
Blocks		
	103	119
Blocks per game	4.0	4.6
Winning streak		
	2	-
Home win streak	4	-
Attendance		
	135738	64206
Home games-Avg/Game	17-7985	7-9172
Neutral site-Avg/Game	-	2-2981

Team Results

Date	Opponent		Score	Att.
11/04/2024	Alcorn	W	100-59	6785
11/07/2024	Central Ark.	W	98-63	6722
11/12/2024	Queens (NC)	W	96-65	6757
11/17/2024	vs Mississippi St.	L	73-78	2595
11/22/2024	Utah Tech	W	84-53	6969
11/26/2024	Mississippi Val.	W	94-48	6604
11/30/2024	Eastern Wash.	W	88-80	7064
12/07/2024	Saint Mary's (CA)	L	63-72	7435
12/14/2024	Radford	W	81-63	7370
12/17/2024	Florida A&M	W	89-59	6699
12/21/2024	vs Iowa	L	88-95	3367
12/31/2024	at Baylor	L	56-81	7500
01/04/2025	Texas Tech	L	65-93	7798
01/07/2025	at Iowa St.	L	59-82	13496
01/11/2025	Oklahoma St.	W	83-62	7922
01/15/2025	at TCU	W	73-65	5459
01/18/2025	BYU	Wot	73-72	15558
01/22/2025	at Houston	L	36-70	7035
01/25/2025	Baylor	L	61-76	8311
01/28/2025	Cincinnati	W	69-66	7570
02/01/2025	at Oklahoma St.	L	72-81	7040
02/05/2025	Colorado	W	72-59	7581
02/08/2025	at West Virginia	L	61-72	13166
02/11/2025	at Cincinnati	L	75-85	10510
02/15/2025	Kansas	W	74-67	11056
02/17/2025	Kansas St.	W	74-69	7537





2024-25 BIG 12 STATISTICS

Game Records

Record	Overall	Home	Away	Neutral
ALL GAMES	7-8	6-2	1-6	0-0
CONFERENCE	7-8	6-2	1-6	0-0
NON-CONFERENCE	0-0	0-0	0-0	0-0

Score by Periods

Team	1st	2nd	OT	TOT
Utah	459	535	9	1003
Opponents	525	567	8	1100

Team Box Score

No.	Player				Total		3-Point		F-Throw		Rebounds											
		GP-GS	MIN	AVG	FG-FGA	FG%	3FG-3FGA	3FG%	FT-FTA	FT%	OFF	DEF	TOT	AVG	PF	DQ	A	TO	BLK	STL	PTS	AVG
55	MADSEN, Gabe	15-15	439:27	29.3	60-190	.316	37-137	.270	39-46	.848	3	31	34	2.3	30	0	37	30	3	11	196	13.1
2	AUSAR, Ezra	14-14	327:40	23.4	62-123	.504	1-7	.143	43-76	.566	27	43	70	5.0	36	0	14	29	10	15	168	12.0
8	DAWES, Keanu	15-0	262:13	17.5	38-64	.594	7-17	.412	27-39	.692	26	59	85	5.7	23	0	11	14	5	7	110	7.3
10	WAHLIN, Jake	15-12	390:20	26.0	41-88	.466	15-37	.405	10-16	.625	26	60	86	5.7	35	1	18	10	9	8	107	7.1
34	LOVERING, Lawson	15-15	351:15	23.4	40-77	.519	0-2	.000	25-68	.368	26	43	69	4.6	43	2	41	26	12	4	105	7.0
25	SHARAVJAMTS, Mike	15-14	342:53	22.9	28-83	.337	15-49	.306	20-29	.690	13	28	41	2.7	37	0	30	22	10	6	91	6.1
1	LITTLE, Miro	15-1	226:36	15.1	16-56	.286	8-32	.250	16-21	.762	7	21	28	1.9	15	0	35	16	1	8	56	3.7
45	MADSEN, Mason	13-3	138:44	10.7	16-56	.286	6-30	.200	7-10	.700	6	19	25	1.9	9	0	9	7	2	5	45	3.5
0	ERICKSON, Hunter	15-0	287:47	19.2	16-41	.390	10-31	.323	9-10	.900	4	22	26	1.7	16	0	20	17	6	11	51	3.4
32	KELLER, Zach	15-0	139:23	9.3	18-26	.692	2-5	.400	2-7	.286	8	12	20	1.3	25	0	8	8	1	3	40	2.7
11	LOHNER, Caleb	13-1	115:50	8.9	16-30	.533	0-1	.000	1-2	.500	6	16	22	1.7	16	0	8	13	4	2	33	2.5
9	HUANG, Jerry	2-0	01:20	0.7	0-0	.000	0-0	.000	1-2	.500	0	0	0	0.0	0	0	0	0	0	0	1	0.5
5	KARRAM, Joul	1-0	00:11	0.2	0-0	.000	0-0	.000	0-0	.000	0	0	0	0.0	0	0	0	0	0	0	0	0.0
6	SMITH, Brady	2-0	01:20	0.7	0-0	.000	0-0	.000	0-0	.000	0	0	0	0.0	0	0	0	0	0	0	0	0.0
Team											29	37	66					8				
Total		15	3025		351-834	.421	101-348	.290	200-326	.613	181	391	572	38.1	285	3	231	200	63	80	1003	66.9
Opponents		15	3025		385-899	.428	125-359	.348	205-300	.683	171	361	532	35.5	278	5	207	140	73	121	1100	73.3

Team Statistics

	UTAH	OPP
Scoring		
Points per game	66.9	73.3
Scoring margin	-6.5	-
Field goals-att		
Field goal pct	.421	.428
3 point fg-att		
3-point FG pct	.290	.348
3-pt FG made per game	6.7	8.3
Free throws-att		
Free throw pct	.613	.683
F-Throws made per game	13.3	13.7
Rebounds		
Rebounds per game	38.1	35.5
Rebounding margin	+2.7	-
Assists		
Assists per game	15.4	13.8
Turnovers		
Turnovers per game	13.3	9.3
Turnover margin	-4.0	-
Assist/turnover ratio	1.2	1.5
Steals		
Steals per game	5.3	8.1
Blocks		
Blocks per game	4.2	4.9
Winning streak		
Home win streak	2	-
	4	-
Attendance		
Home games-Avg/Game	73333	64206
Neutral site-Avg/Game	8-9167	7-9172
	-	0-0

Team Results

Date	Opponent		Score	Att.
12/31/2024	at Baylor	L	56-81	7500
01/04/2025	Texas Tech	L	65-93	7798
01/07/2025	at Iowa St.	L	59-82	13496
01/11/2025	Oklahoma St.	W	83-62	7922
01/15/2025	at TCU	W	73-65	5459
01/18/2025	BYU	Wot	73-72	15558
01/22/2025	at Houston	L	36-70	7035
01/25/2025	Baylor	L	61-76	8311
01/28/2025	Cincinnati	W	69-66	7570
02/01/2025	at Oklahoma St.	L	72-81	7040
02/05/2025	Colorado	W	72-59	7581
02/08/2025	at West Virginia	L	61-72	13166
02/11/2025	at Cincinnati	L	75-85	10510
02/15/2025	Kansas	W	74-67	11056
02/17/2025	Kansas St.	W	74-69	7537





2024-25 HOME STATISTICS

Game Records

Record	Overall	Home	Away	Neutral
ALL GAMES	14-3	14-3	0-0	0-0
CONFERENCE	6-2	6-2	0-0	0-0
NON-CONFERENCE	8-1	8-1	0-0	0-0

Score by Periods

Team	1st	2nd	OT	TOT
Utah	657	698	9	1364
Opponents	533	585	8	1126

Team Box Score

No.	Player				Total		3-Point		F-Throw		Rebounds													
		GP-GS	MIN	AVG	FG-FGA	FG%	3FG-3FGA	3FG%	FT-FTA	FT%	OFF	DEF	TOT	AVG	PF	DQ	A	TO	BLK	STL	PTS	AVG		
55	MADSEN, Gabe	17-17	495:26	29.1	89-219	.406	53-146	.363	56-65	.862	2	40	42	2.5	24	0	44	30	1	14	287	16.9		
2	AUSAR, Ezra	16-16	344:38	21.5	75-124	.605	1-5	.200	65-105	.619	34	50	84	5.3	40	0	13	26	5	16	216	13.5		
34	LOVERING, Lawson	13-13	312:15	24.0	47-81	.580	0-1	.000	27-70	.386	34	39	73	5.6	37	1	37	19	15	10	121	9.3		
25	SHARAVJAMTS, Mike	17-16	383:25	22.6	47-111	.423	19-57	.333	8-17	.471	13	48	61	3.6	25	0	47	21	11	16	121	7.1		
45	MADSEN, Mason	16-1	231:42	14.5	37-91	.407	29-68	.426	10-15	.667	9	29	38	2.4	17	0	19	14	2	11	113	7.1		
10	WAHLIN, Jake	17-11	414:45	24.4	43-90	.478	16-39	.410	16-26	.615	29	68	97	5.7	35	0	29	9	16	14	118	6.9		
8	DAWES, Keanu	16-0	261:41	16.4	35-59	.593	6-18	.333	29-40	.725	26	62	88	5.5	30	1	16	16	9	9	105	6.6		
1	LITTLE, Miro	17-9	334:60	19.7	32-92	.348	12-47	.255	30-39	.769	14	53	67	3.9	23	0	68	24	5	18	106	6.2		
0	ERICKSON, Hunter	17-1	330:03	19.4	22-52	.423	16-42	.381	18-19	.947	3	17	20	1.2	24	0	31	11	5	6	78	4.6		
11	LOHNER, Caleb	10-1	128:17	12.8	19-38	.500	0-2	.000	3-12	.250	9	16	25	2.5	17	1	8	8	3	4	41	4.1		
32	KELLER, Zach	13-0	112:19	8.6	16-24	.667	2-7	.286	4-12	.333	6	10	16	1.2	14	0	8	5	0	2	38	2.9		
21	BAMISILE, Ayomide	6-0	14:48	2.5	4-5	.800	0-0	.000	0-0	.000	1	1	2	0.3	1	0	0	0	0	1	8	1.3		
5	KARRAM, Joul	7-0	27:19	3.9	2-3	.667	0-0	.000	1-2	.500	4	6	10	1.4	6	0	3	2	0	0	5	0.7		
9	HUANG, Jerry	8-0	17:15	2.2	2-5	.400	0-2	.000	1-2	.500	1	1	2	0.3	0	0	1	0	0	0	5	0.6		
6	SMITH, Brady	8-0	16:08	2.0	1-8	.125	0-2	.000	0-0	.000	0	1	1	0.1	0	0	1	0	0	0	2	0.3		
Team											31	51	82					5						
Total		17	3425		471-1002	.470	154-436	.353	268-424	.632	216	492	708	41.6	293	3	325	190	72	121	1364	80.2		
Opponents		17	3425		396-1007	.393	139-418	.333	195-286	.682	173	397	570	33.5	333	5	214	209	71	105	1126	66.2		

Team Statistics

	UTAH	OPP
Scoring	1364	1126
Points per game	80.2	66.2
Scoring margin	+14.0	-
Field goals-att	471-1002	396-1007
Field goal pct	.470	.393
3 point fg-att	154-436	139-418
3-point FG pct	.353	.333
3-pt FG made per game	9.1	8.2
Free throws-att	268-424	195-286
Free throw pct	.632	.682
F-Throws made per game	15.8	11.5
Rebounds	708	570
Rebounds per game	41.6	33.5
Rebounding margin	+8.1	-
Assists	325	214
Assists per game	19.1	12.6
Turnovers	190	209
Turnovers per game	11.2	12.3
Turnover margin	+1.1	-
Assist/turnover ratio	1.7	1.0
Steals	121	105
Steals per game	7.1	6.2
Blocks	72	71
Blocks per game	4.2	4.2
Winning streak	4	-
Home win streak	4	-
Attendance	135738	0
Home games-Avg/Game	17-7985	0-0
Neutral site-Avg/Game	-	0-0

Team Results

Date	Opponent		Score	Att.
11/04/2024	Alcorn	W	100-59	6785
11/07/2024	Central Ark.	W	98-63	6722
11/12/2024	Queens (NC)	W	96-65	6757
11/22/2024	Utah Tech	W	84-53	6969
11/26/2024	Mississippi Val.	W	94-48	6604
11/30/2024	Eastern Wash.	W	88-80	7064
12/07/2024	Saint Mary's (CA)	L	63-72	7435
12/14/2024	Radford	W	81-63	7370
12/17/2024	Florida A&M	W	89-59	6699
01/04/2025	Texas Tech	L	65-93	7798
01/11/2025	Oklahoma St.	W	83-62	7922
01/18/2025	BYU	Wot	73-72	15558
01/25/2025	Baylor	L	61-76	8311
01/28/2025	Cincinnati	W	69-66	7570
02/05/2025	Colorado	W	72-59	7581
02/15/2025	Kansas	W	74-67	11056
02/17/2025	Kansas St.	W	74-69	7537





2024-25 ROAD STATISTICS

Game Records

Record	Overall	Home	Away	Neutral
ALL GAMES	1-6	0-0	1-6	0-0
CONFERENCE	1-6	0-0	1-6	0-0
NON-CONFERENCE	0-0	0-0	0-0	0-0

Score by Periods

Team	1st	2nd	OT	TOT
Utah	185	247	0	432
Opponents	261	275	0	536

Team Box Score

No.	Player				Total		3-Point		F-Throw		Rebounds													
		GP-GS	MIN	AVG	FG-FGA	FG%	3FG-3FGA	3FG%	FT-FTA	FT%	OFF	DEF	TOT	AVG	PF	DQ	A	TO	BLK	STL	PTS	AVG		
55	MADSEN, Gabe	7-7	190:52	27.3	33-100	.330	22-78	.282	10-13	.769	1	13	14	2.0	13	0	16	16	2	6	98	14.0		
8	DAWES, Keanu	7-0	117:53	16.8	21-33	.636	4-8	.500	13-19	.684	14	23	37	5.3	11	0	5	4	1	3	59	8.4		
2	AUSAR, Ezra	7-7	156:09	22.3	18-47	.383	0-3	.000	12-29	.414	11	16	27	3.9	17	0	7	15	5	6	48	6.9		
25	SHARAVJAMTS, Mike	7-6	149:24	21.3	12-35	.343	7-22	.318	14-15	.933	4	12	16	2.3	20	0	15	11	4	2	45	6.4		
34	LOVERING, Lawson	7-7	149:43	21.4	18-34	.529	0-1	.000	5-17	.294	9	19	28	4.0	17	1	15	14	5	0	41	5.9		
10	WAHLIN, Jake	7-5	168:57	24.1	16-36	.444	5-14	.357	4-6	.667	10	24	34	4.9	20	1	6	4	2	5	41	5.9		
45	MADSEN, Mason	6-2	93:47	15.6	11-42	.262	4-25	.160	3-4	.750	2	10	12	2.0	5	0	5	3	1	4	29	4.8		
0	ERICKSON, Hunter	7-0	135:11	19.3	9-22	.409	5-14	.357	2-2	1.000	4	14	18	2.6	8	0	6	12	4	7	25	3.6		
1	LITTLE, Miro	7-1	113:18	16.2	7-28	.250	4-14	.286	6-7	.857	2	11	13	1.9	9	0	15	10	0	1	24	3.4		
11	LOHNER, Caleb	6-0	44:24	7.4	6-8	.750	0-0	.000	0-0	.000	2	8	10	1.7	7	0	5	8	1	0	12	2.0		
32	KELLER, Zach	7-0	80:22	11.5	5-10	.500	0-1	.000	0-2	.000	5	6	11	1.6	14	0	6	4	1	1	10	1.4		
Team											18	9	27					4						
Total		7	1400		156-395	.395	51-180	.283	69-114	.605	82	165	247	35.3	141	2	101	105	26	35	432	61.7		
Opponents		7	1400		183-414	.442	55-158	.348	115-165	.697	85	175	260	37.1	113	3	93	61	36	67	536	76.6		

Team Statistics

	UTAH	OPP
Scoring		
Points per game	432	536
Scoring margin	61.7	76.6
	-14.9	-
Field goals-att		
	156-395	183-414
Field goal pct	.395	.442
3 point fg-att		
	51-180	55-158
3-point FG pct	.283	.348
3-pt FG made per game	7.3	7.9
Free throws-att		
	69-114	115-165
Free throw pct	.605	.697
F-Throws made per game	9.9	16.4
Rebounds		
	247	260
Rebounds per game	35.3	37.1
Rebounding margin	-1.9	-
Assists		
	101	93
Assists per game	14.4	13.3
Turnovers		
	105	61
Turnovers per game	15.0	8.7
Turnover margin	-6.3	-
Assist/turnover ratio	1.0	1.5
Steals		
	35	67
Steals per game	5.0	9.6
Blocks		
	26	36
Blocks per game	3.7	5.1
Winning streak		
	0	-
Home win streak	0	-
Attendance		
	0	64206
Home games-Avg/Game	0-0	7-9172
Neutral site-Avg/Game	-	0-0

Team Results

Date	Opponent		Score	Att.
12/31/2024	at Baylor	L	56-81	7500
01/07/2025	at Iowa St.	L	59-82	13496
01/15/2025	at TCU	W	73-65	5459
01/22/2025	at Houston	L	36-70	7035
02/01/2025	at Oklahoma St.	L	72-81	7040
02/08/2025	at West Virginia	L	61-72	13166
02/11/2025	at Cincinnati	L	75-85	10510





2024-25 NEUTRAL STATISTICS

Game Records

Record	Overall	Home	Away	Neutral
ALL GAMES	0-2	0-0	0-0	0-2
CONFERENCE	0-0	0-0	0-0	0-0
NON-CONFERENCE	0-2	0-0	0-0	0-2

Score by Periods

Team	1st	2nd	OT	TOT
Utah	79	82	0	161
Opponents	64	109	0	173

Team Box Score

No.	Player				Total		3-Point		F-Throw		Rebounds													
		GP-GS	MIN	AVG	FG-FGA	FG%	3FG-3FGA	3FG%	FT-FTA	FT%	OFF	DEF	TOT	AVG	PF	DQ	A	TO	BLK	STL	PTS	AVG		
34	LOVERING, Lawson	1-1	26:31	26.5	11-14	.786	0-0	.000	3-4	.750	2	2	4	4.0	2	0	2	0	0	0	25	25.0		
45	MADSEN, Mason	2-1	50:32	25.3	15-27	.556	10-16	.625	0-0	.000	0	11	11	5.5	3	0	5	4	1	1	40	20.0		
8	DAWES, Keanu	1-0	25:04	25.1	6-8	.750	0-2	.000	1-2	.500	3	9	12	12.0	5	1	0	2	1	1	13	13.0		
2	AUSAR, Ezra	2-2	36:01	18.0	6-20	.300	0-0	.000	9-12	.750	5	3	8	4.0	5	1	2	1	1	0	21	10.5		
55	MADSEN, Gabe	2-2	62:55	31.5	7-22	.318	2-14	.143	2-2	1.000	1	4	5	2.5	2	0	3	3	0	0	18	9.0		
11	LOHNER, Caleb	1-0	21:39	21.7	2-4	.500	0-1	.000	2-4	.500	1	4	5	5.0	3	0	2	1	0	1	6	6.0		
32	KELLER, Zach	1-0	11:38	11.6	2-2	1.000	0-0	.000	2-2	1.000	0	1	1	1.0	2	0	1	0	0	1	6	6.0		
25	SHARAVJAMTS, Mike	2-1	36:54	18.5	6-10	.600	0-1	.000	0-2	.000	1	7	8	4.0	8	1	6	4	2	2	12	6.0		
1	LITTLE, Miro	2-2	49:37	24.8	5-15	.333	2-8	.250	0-1	.000	1	8	9	4.5	4	0	9	5	0	2	12	6.0		
10	WAHLIN, Jake	2-1	27:49	13.9	2-4	.500	1-3	.333	0-0	.000	2	2	4	2.0	5	0	2	2	0	1	5	2.5		
0	ERICKSON, Hunter	2-0	51:20	25.7	1-4	.250	1-4	.250	0-1	.000	2	5	7	3.5	5	0	7	1	0	2	3	1.5		
Team											2		2					2						
Total		2	400		63-130	.485	16-49	.327	19-30	.633	20	56	76	38.0	44	3	39	25	5	11	161	80.5		
Opponents		2	400		58-131	.443	15-45	.333	42-57	.737	25	47	72	36.0	29	0	30	19	12	16	173	86.5		

Team Statistics

	UTAH	OPP
Scoring	161	173
Points per game	80.5	86.5
Scoring margin	-6.0	-
Field goals-att	63-130	58-131
Field goal pct	.485	.443
3 point fg-att	16-49	15-45
3-point FG pct	.327	.333
3-pt FG made per game	8.0	7.5
Free throws-att	19-30	42-57
Free throw pct	.633	.737
F-Throws made per game	9.5	21.0
Rebounds	76	72
Rebounds per game	38.0	36.0
Rebounding margin	+2.0	-
Assists	39	30
Assists per game	19.5	15.0
Turnovers	25	19
Turnovers per game	12.5	9.5
Turnover margin	-3.0	-
Assist/turnover ratio	1.6	1.6
Steals	11	16
Steals per game	5.5	8.0
Blocks	5	12
Blocks per game	2.5	6.0
Winning streak	0	-
Home win streak	0	-
Attendance	0	0
Home games-Avg/Game	0-0	0-0
Neutral site-Avg/Game	-	2-2981

Team Results

Date	Opponent		Score	Att.
11/17/2024	vs Mississippi St.	L	73-78	2595
12/21/2024	vs Iowa	L	88-95	3367





GAME-BY-GAME STARTERS

GAME	OPPONENT	RESULT	UTAH RANK	LINE-UP					
				RECORD	1	2	3	4	5
1	Alcorn State	W, 100-59	-- / --	1-0	Miro Little	Gabe Madsen	Mike Sharavjamts	Jake Wahlin	Ezra Ausar
2	Central Arkansas	W, 98-63	-- / --	2-0	Miro Little	Gabe Madsen	Mike Sharavjamts	Jake Wahlin	Ezra Ausar
3	Queens	W, 96-65	-- / --	3-0	Miro Little	Gabe Madsen	Mike Sharavjamts	Jake Wahlin	Ezra Ausar
4	vs. #RV/RV Mississippi State	L, 78-73	-- / --	3-1	Miro Little	Gabe Madsen	Mike Sharavjamts	Jake Wahlin	Ezra Ausar
5	Utah Tech	W, 84-53	-- / --	4-1	Miro Little	Gabe Madsen	Mike Sharavjamts	Jake Wahlin	Ezra Ausar
6	Mississippi Valley State	W, 94-48	-- / --	1-0	Miro Little	Gabe Madsen	Mike Sharavjamts	Ezra Ausar	Lawson Lovering
7	Eastern Washington	W, 88-80	-- / --	2-0	Miro Little	Gabe Madsen	Mike Sharavjamts	Ezra Ausar	Lawson Lovering
8	#RV/RV St. Mary's	L, 72-63	-- / --	2-1	Miro Little	Gabe Madsen	Mike Sharavjamts	Ezra Ausar	Lawson Lovering
9	Radford	W, 81-63	-- / --	3-1	Miro Little	Gabe Madsen	Mike Sharavjamts	Ezra Ausar	Lawson Lovering
10	Florida A&M	W, 89-59	-- / --	1-0	Miro Little	Gabe Madsen	Hunter Erickson	Ezra Ausar	Lawson Lovering
11	vs. Iowa	L, 95-88	-- / --	0-1	Miro Little	Gabe Madsen	Mason Madsen	Ezra Ausar	Lawson Lovering
12	at #25/21 Baylor*	L, 81-56	-- / --	0-2	Miro Little	Gabe Madsen	Mason Madsen	Ezra Ausar	Lawson Lovering
13	#RV/RV Texas Tech*	L, 93-65	-- / --	0-1	Mike Sharavjamts	Gabe Madsen	Mason Madsen	Caleb Lohner	Lawson Lovering
14	at #3/3 Iowa State*	L, 82-59	-- / --	0-1	Mike Sharavjamts	Gabe Madsen	Mason Madsen	Ezra Ausar	Lawson Lovering
15	Oklahoma State*	W, 83-62	-- / --	1-0	Mike Sharavjamts	Gabe Madsen	Jake Wahlin	Ezra Ausar	Lawson Lovering
16	at TCU*	W, 73-65	-- / --	2-0	Mike Sharavjamts	Gabe Madsen	Jake Wahlin	Ezra Ausar	Lawson Lovering
17	BYU*	W, 73-72 (OT)	-- / --	3-0	Mike Sharavjamts	Gabe Madsen	Jake Wahlin	Ezra Ausar	Lawson Lovering
18	at #7/5 Houston*	L, 70-36	-- / --	3-1	Mike Sharavjamts	Gabe Madsen	Jake Wahlin	Ezra Ausar	Lawson Lovering
19	#RV/RV Baylor*	L, 76-61	-- / --	3-2	Mike Sharavjamts	Gabe Madsen	Jake Wahlin	Ezra Ausar	Lawson Lovering
20	Cincinnati*	W, 69-66	-- / --	4-2	Mike Sharavjamts	Gabe Madsen	Jake Wahlin	Ezra Ausar	Lawson Lovering
21	at Oklahoma State*	L, 81-72	-- / --	4-3	Mike Sharavjamts	Gabe Madsen	Jake Wahlin	Ezra Ausar	Lawson Lovering
22	Colorado*	W, 72-59	-- / --	5-3	Mike Sharavjamts	Gabe Madsen	Jake Wahlin	Ezra Ausar	Lawson Lovering
23	at #--/RV West Virginia*	L, 72-61	-- / --	5-4	Mike Sharavjamts	Gabe Madsen	Jake Wahlin	Ezra Ausar	Lawson Lovering
24	at Cincinnati*	L, 85-75	-- / --	5-5	Mike Sharavjamts	Gabe Madsen	Jake Wahlin	Ezra Ausar	Lawson Lovering
25	#17/20 Kansas*	W, 74-67	-- / --	6-5	Mike Sharavjamts	Gabe Madsen	Jake Wahlin	Ezra Ausar	Lawson Lovering
26	Kansas State*	W, 74-69	-- / --	7-5	Mike Sharavjamts	Gabe Madsen	Jake Wahlin	Ezra Ausar	Lawson Lovering
27	at UCF*								
28	at #19/18 Arizona*								
29	Arizona State*								
30	West Virginia*								
31	at BYU*								

* - Big 12 Game





UTAH GAME-BY-GAME

				Total		3-Pointers		Free throws		Rebounds											
Opponent	Date	Score		FG-FGA	PCT	3FG-3FGA	PCT	FT-FTA	PCT	OFF	DEF	TOT	AVG	PF	A	TO	BLK	STL	PTS	AVG	
Alcorn	11/04/2024	100-59	W	32-57	.561	19-38	.500	17-25	.680	12	24	36	36.0	18	29	10	2	10	100	100.0	
Central Ark.	11/07/2024	98-63	W	30-65	.462	19-50	.380	19-23	.826	12	39	51	43.5	15	23	13	8	12	98	99.0	
Queens (NC)	11/12/2024	96-65	W	35-72	.486	14-30	.467	12-19	.632	17	35	52	46.3	18	15	13	3	9	96	98.0	
vs Mississippi St.	11/17/2024	73-78	L	28-62	.452	9-28	.321	8-14	.571	10	31	41	45.0	26	15	13	2	3	73	91.8	
Utah Tech	11/22/2024	84-53	W	32-66	.485	8-27	.296	12-18	.667	11	39	50	46.0	14	24	13	7	8	84	90.2	
Mississippi Val.	11/26/2024	94-48	W	33-59	.559	14-29	.483	14-20	.700	12	28	40	45.0	18	29	10	1	8	94	90.8	
Eastern Wash.	11/30/2024	88-80	W	28-58	.483	4-19	.211	28-45	.622	17	23	40	44.3	18	14	8	4	4	88	90.4	
Saint Mary's (CA)	12/07/2024	63-72	L	24-64	.375	5-18	.278	10-17	.588	15	27	42	44.0	18	14	10	2	6	63	87.0	
Radford	12/14/2024	81-63	W	28-60	.467	10-28	.357	15-21	.714	8	24	32	42.7	12	22	8	5	8	81	86.3	
Florida A&M	12/17/2024	89-59	W	34-62	.548	11-29	.379	10-24	.417	13	27	40	42.4	18	25	10	3	11	89	86.6	
vs Iowa	12/21/2024	88-95	L	35-68	.515	7-21	.333	11-16	.688	10	25	35	41.7	18	24	12	3	8	88	86.7	
at Baylor	12/31/2024	56-81	L	21-66	.318	7-30	.233	7-13	.538	11	26	37	41.3	17	17	17	5	8	56	84.2	
Texas Tech	01/04/2025	65-93	L	22-52	.423	6-23	.261	15-26	.577	13	16	29	40.4	15	15	9	2	2	65	82.7	
at Iowa St.	01/07/2025	59-82	L	22-61	.361	7-29	.241	8-13	.615	16	22	38	40.2	20	18	18	6	6	59	81.0	
Oklahoma St.	01/11/2025	83-62	W	30-54	.556	6-15	.400	17-24	.708	6	33	39	40.1	22	23	11	7	3	83	81.1	
at TCU	01/15/2025	73-65	W	24-49	.490	6-21	.286	19-29	.655	9	32	41	40.2	18	18	13	7	4	73	80.6	
BYU	01/18/2025	73-72	Wot	25-56	.446	6-23	.261	17-32	.531	9	38	47	40.6	17	14	11	7	4	73	80.2	
at Houston	01/22/2025	36-70	L	13-43	.302	5-17	.294	5-12	.417	15	21	36	40.3	19	7	26	1	3	36	77.7	
Baylor	01/25/2025	61-76	L	22-55	.400	5-23	.217	12-20	.600	14	19	33	39.9	19	14	11	6	8	61	76.8	
Cincinnati	01/28/2025	69-66	W	26-49	.531	5-13	.385	12-17	.706	8	33	41	40.0	19	16	19	6	4	69	76.5	
at Oklahoma St.	02/01/2025	72-81	L	22-55	.400	7-28	.250	21-30	.700	13	18	31	39.6	28	13	11	2	5	72	76.2	
Colorado	02/05/2025	72-59	W	23-47	.489	8-18	.444	18-35	.514	12	27	39	39.5	17	16	15	3	11	72	76.0	
at West Virginia	02/08/2025	61-72	L	23-56	.411	6-23	.261	9-14	.643	9	26	35	39.3	20	11	10	0	2	61	75.4	
at Cincinnati	02/11/2025	75-85	L	31-65	.477	13-32	.406	0-3	.000	9	20	29	38.9	19	17	10	5	7	75	75.4	
Kansas	02/15/2025	74-67	W	23-63	.365	11-34	.324	17-28	.607	16	30	46	39.2	20	16	7	1	7	74	75.3	
Kansas St.	02/17/2025	74-69	W	24-63	.381	3-19	.158	23-30	.767	21	30	51	39.7	15	16	12	5	6	74	75.3	
Total		1957		690-1527	.452	221-665	.332	356-568	.627	318	713	1031	39.7	478	465	320	103	167	1957	75.3	
Opponents		1835		637-1552	.410	209-621	.337	352-508	.693	283	619	902	34.7	475	337	289	119	188	1835	70.6	

Utah Averages

Games Played	Points/game	FG Pct	3FG Pct	FT Pct	Rebounds/game	Assists/game	Turnovers/game	Assist/Turnover ratio	Steals/game	Blocks/game
26	75.3	45.2	33.2	62.7	39.7	17.9	12.3	1.5	6.4	4.0

OPPONENT GAME-BY-GAME

				Total		3-Pointers		Free throws		Rebounds											
Opponent	Date	Score		FG-FGA	PCT	3FG-3FGA	PCT	FT-FTA	PCT	OFF	DEF	TOT	AVG	PF	A	TO	BLK	STL	PTS	AVG	
Alcorn	11/04/2024	100-59	W	20-55	.364	3-11	.273	16-22	.727	14	16	30	30.0	19	9	14	1	7	59	59.0	
Central Ark.	11/07/2024	98-63	W	21-67	.313	11-40	.275	10-14	.714	10	25	35	32.5	20	14	14	1	8	63	61.0	
Queens (NC)	11/12/2024	96-65	W	23-64	.359	9-30	.300	10-16	.625	9	24	33	32.7	18	11	13	9	6	65	62.3	
vs Mississippi St.	11/17/2024	73-78	L	24-67	.358	6-25	.240	24-33	.727	17	28	45	35.8	15	15	7	7	8	78	66.3	
Utah Tech	11/22/2024	84-53	W	20-66	.303	7-23	.304	6-14	.429	11	25	36	35.8	13	8	15	4	8	53	63.6	
Mississippi Val.	11/26/2024	94-48	W	16-47	.340	4-12	.333	12-18	.667	6	18	24	33.8	18	9	15	0	5	48	61.0	
Eastern Wash.	11/30/2024	88-80	W	26-57	.456	11-30	.367	17-18	.944	9	24	33	33.7	26	17	11	5	4	80	63.7	
Saint Mary's (CA)	12/07/2024	63-72	L	25-57	.439	8-21	.381	14-23	.609	11	29	40	34.5	18	13	14	4	5	72	64.8	
Radford	12/14/2024	81-63	W	23-56	.411	7-23	.304	10-12	.833	10	28	38	34.9	19	8	16	7	5	63	64.6	
Florida A&M	12/17/2024	89-59	W	20-53	.377	9-27	.333	10-14	.714	7	22	29	34.3	17	11	18	3	3	59	64.0	
vs Iowa	12/21/2024	88-95	L	34-64	.531	9-20	.450	18-24	.750	8	19	27	33.6	14	15	12	5	8	95	66.8	
at Baylor	12/31/2024	56-81	L	28-69	.406	9-32	.281	16-18	.889	14	32	46	34.7	18	13	12	8	11	81	68.0	
Texas Tech	01/04/2025	65-93	L	34-58	.586	12-26	.462	13-18	.722	11	20	31	34.4	19	24	5	2	7	93	69.9	
at Iowa St.	01/07/2025	59-82	L	27-61	.443	6-22	.273	22-29	.759	13	26	39	34.7	15	11	8	4	9	82	70.8	
Oklahoma St.	01/11/2025	83-62	W	22-66	.333	6-23	.261	12-22	.545	18	22	40	35.1	19	9	11	3	5	62	70.2	
at TCU	01/15/2025	73-65	W	24-64	.375	7-20	.350	10-21	.476	15	20	35	35.1	19	10	8	1	9	65	69.9	
BYU	01/18/2025	73-72	Wot	30-78	.385	8-30	.267	4-10	.400	15	29	44	35.6	26	16	8	5	8	72	70.0	
at Houston	01/22/2025	36-70	L	26-60	.433	5-18	.278	13-19	.684	15	18	33	35.4	13	15	5	11	19	70	70.0	
Baylor	01/25/2025	61-76	L	25-57	.439	9-24	.375	17-20	.850	15	24	39	35.6	21	12	11	6	5	76	70.3	
Cincinnati	01/28/2025	69-66	W	22-56	.393	8-22	.364	14-22	.636	6	17	23	35.0	17	11	6	5	12	66	70.1	
at Oklahoma St.	02/01/2025	72-81	L	23-47	.489	8-20	.400	27-36	.750	8	25	33	34.9	25	13	10	5	8	81	70.6	
Colorado	02/05/2025	72-59	W	21-55	.382	7-27	.259	10-13	.769	9	22	31	34.7	23	8	15	3	7	59	70.1	
at West Virginia	02/08/2025	61-72	L	25-52	.481	9-24	.375	13-23	.565	6	27	33	34.7	13	15	7	4	6	72	70.2	
at Cincinnati	02/11/2025	75-85	L	30-61	.492	11-22	.500	14-19	.737	14	27	41	34.9	10	16	11	3	5	85	70.8	
Kansas	02/15/2025	74-67	W	22-55	.400	9-24	.375	14-20	.700	6	30	36	35.0	18	15	12	5	4	67	70.6	
Kansas St.	02/17/2025	74-69	W	26-60	.433	11-25	.440	6-10	.600	6	22	28	34.7	22	19	11	8	6	69	70.6	
Total		1835		637-1552	.410	209-621	.337	352-508	.693	283	619	902	34.7	475	337	289	119	188	1835	70.6	
Utah		1957		690-1527	.452	221-665	.332	356-568	.627	318	713	1031	39.7	478	465	320	103	167	1957	75.3	

Opponents Averages

Games Played	Points/game	FG Pct	3FG Pct	FT Pct	Rebounds/game	Assists/game	Turnovers/game	Assist/Turnover ratio	Steals/game	Blocks/game
26	70.6	41.0	33.7	69.3	34.7	13.0	11.1	1.2	7.2	4.6





2024-25 TEAM/OPP HIGHS / LOWS

Utah - Game Highs

POINTS	100	Alcorn (11/04/2024)
	98	Central Ark. (11/07/2024)
	96	Queens (NC) (11/12/2024)
	94	Mississippi Val. (11/26/2024)
	89	Florida A&M (12/17/2024)
FIELD GOALS MADE	35	vs Iowa (N) (12/21/2024)
	35	Queens (NC) (11/12/2024)
FIELD GOAL ATTEMPTS	72	Queens (NC) (11/12/2024)
	68	vs Iowa (N) (12/21/2024)
FIELD GOAL PERCENTAGE	.561 (32-57)	Alcorn (11/04/2024)
	.559 (33-59)	Mississippi Val. (11/26/2024)
3 PT FG MADE	19	Central Ark. (11/07/2024)
	19	Alcorn (11/04/2024)
3 PT FG ATTEMPTS	50	Central Ark. (11/07/2024)
	38	Alcorn (11/04/2024)
3 PT FG PERCENTAGE	.500 (19-38)	Alcorn (11/04/2024)
	.483 (14-29)	Mississippi Val. (11/26/2024)
FREE THROWS MADE	28	Eastern Wash. (11/30/2024)
	23	Kansas St. (02/17/2025)
FREE THROW ATTEMPTS	45	Eastern Wash. (11/30/2024)
	35	Colorado (02/05/2025)
FREE THROW PERCENTAGE	.826 (19-23)	Central Ark. (11/07/2024)
	.767 (23-30)	Kansas St. (02/17/2025)
REBOUNDS	52	Queens (NC) (11/12/2024)
	51	Kansas St. (02/17/2025)
	51	Central Ark. (11/07/2024)
ASSISTS	29	Mississippi Val. (11/26/2024)
	29	Alcorn (11/04/2024)
STEALS	12	Central Ark. (11/07/2024)
	11	Colorado (02/05/2025)
	11	Florida A&M (12/17/2024)
BLOCKED SHOTS	8	Central Ark. (11/07/2024)
	7	BYU (01/18/2025)
	7	at TCU (01/15/2025)
	7	Oklahoma St. (01/11/2025)
	7	Utah Tech (11/22/2024)
TURNOVERS	26	at Houston (01/22/2025)
	19	Cincinnati (01/28/2025)
FOULS	28	at Oklahoma St. (02/01/2025)
	26	vs Mississippi St. (N) (11/17/2024)

Opponent - Game Highs

POINTS	95	vs Iowa (N) (12/21/2024)
	93	Texas Tech (01/04/2025)
	85	at Cincinnati (02/11/2025)
	82	at Iowa St. (01/07/2025)
	81	at Oklahoma St. (02/01/2025)
	81	at Baylor (12/31/2024)
FIELD GOALS MADE	34	Texas Tech (01/04/2025)
	34	vs Iowa (N) (12/21/2024)
FIELD GOAL ATTEMPTS	78	BYU (01/18/2025)
	69	at Baylor (12/31/2024)
FIELD GOAL PERCENTAGE	.586 (34-58)	Texas Tech (01/04/2025)
	.531 (34-64)	vs Iowa (N) (12/21/2024)
3 PT FG MADE	12	Texas Tech (01/04/2025)
	11	Kansas St. (02/17/2025)
	11	at Cincinnati (02/11/2025)
	11	Eastern Wash. (11/30/2024)
	11	Central Ark. (11/07/2024)
3 PT FG ATTEMPTS	40	Central Ark. (11/07/2024)
	32	at Baylor (12/31/2024)
3 PT FG PERCENTAGE	.500 (11-22)	at Cincinnati (02/11/2025)
	.462 (12-26)	Texas Tech (01/04/2025)
FREE THROWS MADE	27	at Oklahoma St. (02/01/2025)
	24	vs Mississippi St. (N) (11/17/2024)
FREE THROW ATTEMPTS	36	at Oklahoma St. (02/01/2025)
	33	vs Mississippi St. (N) (11/17/2024)
FREE THROW PERCENTAGE	.944 (17-18)	Eastern Wash. (11/30/2024)
	.889 (16-18)	at Baylor (12/31/2024)
REBOUNDS	46	at Baylor (12/31/2024)
	45	vs Mississippi St. (N) (11/17/2024)
ASSISTS	24	Texas Tech (01/04/2025)
	19	Kansas St. (02/17/2025)
STEALS	19	at Houston (01/22/2025)
	12	Cincinnati (01/28/2025)
BLOCKED SHOTS	11	at Houston (01/22/2025)
	9	Queens (NC) (11/12/2024)
TURNOVERS	18	Florida A&M (12/17/2024)
	16	Radford (12/14/2024)
FOULS	26	BYU (01/18/2025)
	26	Eastern Wash. (11/30/2024)

Utah - Game Lows

POINTS	36	at Houston (01/22/2025)
	56	at Baylor (12/31/2024)
	59	at Iowa St. (01/07/2025)
	61	at West Virginia (02/08/2025)
	61	Baylor (01/25/2025)
FIELD GOALS MADE	13	at Houston (01/22/2025)
	21	at Baylor (12/31/2024)
FIELD GOAL ATTEMPTS	43	at Houston (01/22/2025)
	47	Colorado (02/05/2025)
FIELD GOAL PERCENTAGE	.302 (13-43)	at Houston (01/22/2025)
	.318 (21-66)	at Baylor (12/31/2024)
3 PT FG MADE	3	Kansas St. (02/17/2025)
	4	Eastern Wash. (11/30/2024)
3 PT FG ATTEMPTS	13	Cincinnati (01/28/2025)
	15	Oklahoma St. (01/11/2025)
3 PT FG PERCENTAGE	.158 (3-19)	Kansas St. (02/17/2025)
	.211 (4-19)	Eastern Wash. (11/30/2024)
FREE THROWS MADE	0	at Cincinnati (02/11/2025)
	5	at Houston (01/22/2025)
FREE THROW ATTEMPTS	3	at Cincinnati (02/11/2025)
	12	at Houston (01/22/2025)
FREE THROW PERCENTAGE	.000 (0-3)	at Cincinnati (02/11/2025)
	.417 (10-24)	Florida A&M (12/17/2024)
	.417 (5-12)	at Houston (01/22/2025)
REBOUNDS	29	at Cincinnati (02/11/2025)
	29	Texas Tech (01/04/2025)
ASSISTS	7	at Houston (01/22/2025)
	11	at West Virginia (02/08/2025)
STEALS	2	at West Virginia (02/08/2025)
	2	Texas Tech (01/04/2025)
BLOCKED SHOTS	0	at West Virginia (02/08/2025)
	1	Kansas (02/15/2025)
	1	at Houston (01/22/2025)
	1	Mississippi Val. (11/26/2024)
TURNOVERS	7	Kansas (02/15/2025)
	8	Radford (12/14/2024)
	8	Eastern Wash. (11/30/2024)
FOULS	12	Radford (12/14/2024)
	14	Utah Tech (11/22/2024)

Opponent - Game Lows

POINTS	48	Mississippi Val. (11/26/2024)
	53	Utah Tech (11/22/2024)
	59	Colorado (02/05/2025)
	59	Florida A&M (12/17/2024)
	59	Alcorn (11/04/2024)
FIELD GOALS MADE	16	Mississippi Val. (11/26/2024)
	20	Florida A&M (12/17/2024)
	20	Utah Tech (11/22/2024)
	20	Alcorn (11/04/2024)
FIELD GOAL ATTEMPTS	47	at Oklahoma St. (02/01/2025)
	47	Mississippi Val. (11/26/2024)
FIELD GOAL PERCENTAGE	.303 (20-66)	Utah Tech (11/22/2024)
	.313 (21-67)	Central Ark. (11/07/2024)
3 PT FG MADE	3	Alcorn (11/04/2024)
	4	Mississippi Val. (11/26/2024)
3 PT FG ATTEMPTS	11	Alcorn (11/04/2024)
	12	Mississippi Val. (11/26/2024)
3 PT FG PERCENTAGE	.240 (6-25)	vs Mississippi St. (N) (11/17/2024)
	.259 (7-27)	Colorado (02/05/2025)
FREE THROWS MADE	4	BYU (01/18/2025)
	6	Kansas St. (02/17/2025)
	6	Utah Tech (11/22/2024)
FREE THROW ATTEMPTS	10	Kansas St. (02/17/2025)
	10	BYU (01/18/2025)
FREE THROW PERCENTAGE	.400 (4-10)	BYU (01/18/2025)
	.429 (6-14)	Utah Tech (11/22/2024)
REBOUNDS	23	Cincinnati (01/28/2025)
	24	Mississippi Val. (11/26/2024)
ASSISTS	8	Colorado (02/05/2025)
	8	Radford (12/14/2024)
	8	Utah Tech (11/22/2024)
STEALS	3	Florida A&M (12/17/2024)
	4	Kansas (02/15/2025)
	4	Eastern Wash. (11/30/2024)
BLOCKED SHOTS	0	Mississippi Val. (11/26/2024)
	1	at TCU (01/15/2025)
	1	Central Ark. (11/07/2024)
	1	Alcorn (11/04/2024)
TURNOVERS	5	at Houston (01/22/2025)
	5	Texas Tech (01/04/2025)
FOULS	10	at Cincinnati (02/11/2025)
	13	at West Virginia (02/08/2025)
	13	at Houston (01/22/2025)
	13	Utah Tech (11/22/2024)





2024-25 TEAM/OPP INDIVIDUAL HIGHS

Utah - Individual Game Highs

POINTS	28	Gabe Madsen at Cincinnati (02/11/2025)
	28	Gabe Madsen vs Eastern Wash. (11/30/2024)
	27	Gabe Madsen vs Mississippi Val. (11/26/2024)
	27	Gabe Madsen vs Alcorn (11/04/2024)
	26	Ezra Ausar vs BYU (01/18/2025)
	26	Mason Madsen vs Iowa (N) (12/21/2024)
FIELD GOALS MADE	11	Ezra Ausar vs BYU (01/18/2025)
	11	Lawson Lovering vs Iowa (N) (12/21/2024)
FIELD GOAL ATTEMPTS	26	Gabe Madsen at Cincinnati (02/11/2025)
	20	Mason Madsen vs Iowa (N) (12/21/2024)
FIELD GOAL PERCENTAGE (min 5 made)	1.000	Jake Wahlin vs Oklahoma St. (01/11/2025)
	.857	Zach Keller vs Texas Tech (01/04/2025)
	.857	Mike Sharavjams vs Florida A&M (12/17/2024)
3 PT FG MADE	8	Gabe Madsen at Cincinnati (02/11/2025)
	7	Gabe Madsen vs Mississippi Val. (11/26/2024)
3 PT FG ATTEMPTS	22	Gabe Madsen at Cincinnati (02/11/2025)
	14	Gabe Madsen at Iowa St. (01/07/2025)
3 PT FG PERCENTAGE (min 2 made)	1.000	Jake Wahlin vs Oklahoma St. (01/11/2025)
	1.000	Jake Wahlin at West Virginia (02/08/2025)
	1.000	Miro Little vs Queens (NC) (11/12/2024)
	1.000	Jake Wahlin vs Central Ark. (11/07/2024)
FREE THROWS MADE	11	Gabe Madsen vs Eastern Wash. (11/30/2024)
	8	Mike Sharavjams at Oklahoma St. (02/01/2025)
FREE THROW ATTEMPTS	12	Lawson Lovering vs Kansas St. (02/17/2025)
	12	Ezra Ausar at Oklahoma St. (02/01/2025)
	12	Gabe Madsen vs Eastern Wash. (11/30/2024)
	12	Ezra Ausar vs Eastern Wash. (11/30/2024)
	12	Ezra Ausar vs Alcorn (11/04/2024)
FREE THROW PERCENTAGE (min 3 made)	1.000	Mike Sharavjams at Oklahoma St. (02/01/2025)
	1.000	Ezra Ausar vs Kansas St. (02/17/2025)
	1.000	Miro Little vs Baylor (01/25/2025)
	1.000	Miro Little vs Saint Mary's (CA) (12/07/2024)
	1.000	Gabe Madsen vs Kansas (02/15/2025)
	1.000	Gabe Madsen vs Alcorn (11/04/2024)
	1.000	Gabe Madsen vs Texas Tech (01/04/2025)
	1.000	Hunter Erickson vs Radford (12/14/2024)
	1.000	Miro Little vs Mississippi Val. (11/26/2024)
	1.000	Keanu Dawes vs Mississippi Val. (11/26/2024)
	1.000	Miro Little at West Virginia (02/08/2025)
	1.000	Keanu Dawes vs Cincinnati (01/28/2025)
	1.000	Jake Wahlin vs Oklahoma St. (01/11/2025)
	1.000	Hunter Erickson vs Eastern Wash. (11/30/2024)
REBOUNDS	12	Jake Wahlin vs Kansas (02/15/2025)
	12	Keanu Dawes vs Mississippi St. (N) (11/17/2024)
ASSISTS	8	Miro Little vs Utah Tech (11/22/2024)
	8	Mike Sharavjams vs Central Ark. (11/07/2024)
STEALS	6	Jake Wahlin vs Central Ark. (11/07/2024)
	4	Mike Sharavjams vs Mississippi Val. (11/26/2024)
TURNOVERS	5	Miro Little at Houston (01/22/2025)
	4	Gabe Madsen vs Colorado (02/05/2025)
	4	Ezra Ausar vs Colorado (02/05/2025)
	4	Gabe Madsen vs Cincinnati (01/28/2025)
	4	Ezra Ausar vs Cincinnati (01/28/2025)
	4	Keanu Dawes vs Cincinnati (01/28/2025)
	4	Gabe Madsen at Houston (01/22/2025)
	4	Lawson Lovering at Houston (01/22/2025)
	4	Lawson Lovering vs BYU (01/18/2025)
	4	Ezra Ausar at TCU (01/15/2025)
	4	Miro Little at Iowa St. (01/07/2025)
	4	Gabe Madsen at Baylor (12/31/2024)
	4	Miro Little vs Eastern Wash. (11/30/2024)
	4	Gabe Madsen vs Queens (NC) (11/12/2024)
	4	Ezra Ausar vs Central Ark. (11/07/2024)
	4	Gabe Madsen vs Alcorn (11/04/2024)
FOULS	5	Lawson Lovering at Oklahoma St. (02/01/2025)
	5	Jake Wahlin at Oklahoma St. (02/01/2025)
	5	Lawson Lovering vs Cincinnati (01/28/2025)
	5	Caleb Lohner vs Florida A&M (12/17/2024)
	5	Keanu Dawes vs Mississippi Val. (11/26/2024)
	5	Mike Sharavjams vs Mississippi St. (N) (11/17/2024)
	5	Ezra Ausar vs Mississippi St. (N) (11/17/2024)
	5	Keanu Dawes vs Mississippi St. (N) (11/17/2024)

Opponent - Individual Game Highs

POINTS	29	Paulius Murauskas vs Saint Mary's (CA) (12/07/2024)
	25	Jizzle James at Cincinnati (02/11/2025)
	24	Payton Sandfort vs Iowa (N) (12/21/2024)
	23	Curtis Jones at Iowa St. (01/07/2025)
	23	Andrew Cook vs Eastern Wash. (11/30/2024)
	23	Arthur Tate vs Mississippi Val. (11/26/2024)
	23	Josh Hubbard vs Mississippi St. (N) (11/17/2024)
FIELD GOALS MADE	10	Jizzle James at Cincinnati (02/11/2025)
	10	Curtis Jones at Iowa St. (01/07/2025)
	10	Paulius Murauskas vs Saint Mary's (CA) (12/07/2024)
FIELD GOAL ATTEMPTS	24	Vasean Allette at TCU (01/15/2025)
	18	V.J. Edgecombe vs Baylor (01/25/2025)
FIELD GOAL PERCENTAGE (min 5 made)	.800	Andrew Cook vs Eastern Wash. (11/30/2024)
	.778	Federiko Federiko vs Texas Tech (01/04/2025)
3 PT FG MADE	6	Paulius Murauskas vs Saint Mary's (CA) (12/07/2024)
	5	Brendan Hausen vs Kansas St. (02/17/2025)
	5	Josh Hubbard vs Mississippi St. (N) (11/17/2024)
3 PT FG ATTEMPTS	11	Brendan Hausen vs Kansas St. (02/17/2025)
	10	Paulius Murauskas vs Saint Mary's (CA) (12/07/2024)
	10	Vice Zanki vs Eastern Wash. (11/30/2024)
	10	Chris Ashby vs Queens (NC) (11/12/2024)
3 PT FG PERCENTAGE (min 2 made)	1.000	Bryce Thompson at Oklahoma St. (02/01/2025)
	1.000	Tyler Betsey at Cincinnati (02/11/2025)
	1.000	Mawot Mag vs BYU (01/18/2025)
	1.000	Noah Reynolds at TCU (01/15/2025)
	1.000	Andrew Cook vs Eastern Wash. (11/30/2024)
	1.000	Jaxon Pollard vs Queens (NC) (11/12/2024)
	1.000	Tamin Lipsey at Iowa St. (01/07/2025)
FREE THROWS MADE	9	Javon Small at West Virginia (02/08/2025)
	9	Darrion Williams vs Texas Tech (01/04/2025)
FREE THROW ATTEMPTS	14	Tamin Lipsey at Iowa St. (01/07/2025)
	12	Darrion Williams vs Texas Tech (01/04/2025)
FREE THROW PERCENTAGE (min 3 made)	1.000	Javon Small at West Virginia (02/08/2025)
	1.000	Robert Wright vs Baylor (01/25/2025)
	1.000	Joshua Jefferson at Iowa St. (01/07/2025)
	1.000	Payton Sandfort vs Iowa (N) (12/21/2024)
	1.000	Marchelus Avery vs Oklahoma St. (01/11/2025)
	1.000	Sebastian Hartmann vs Eastern Wash. (11/30/2024)
	1.000	Andrew Cook vs Eastern Wash. (11/30/2024)
	1.000	Robert Jennings at Oklahoma St. (02/01/2025)
	1.000	Bryce Thompson at Oklahoma St. (02/01/2025)
	1.000	Abou Ousmane at Oklahoma St. (02/01/2025)
	1.000	Norchad Omier at Baylor (12/31/2024)
	1.000	Robert Wright at Baylor (12/31/2024)
	1.000	Josiah Harris vs Radford (12/14/2024)
REBOUNDS	14	Norchad Omier at Baylor (12/31/2024)
	14	KeShawn Murphy vs Mississippi St. (N) (11/17/2024)
ASSISTS	10	Elijah Hawkins vs Texas Tech (01/04/2025)
	9	Darrion Williams vs Texas Tech (01/04/2025)
STEALS	5	Mylik Wilson at Houston (01/22/2025)
	4	Joseph Tugler at Houston (01/22/2025)
BLOCKED SHOTS	6	Malcolm Wilson vs Queens (NC) (11/12/2024)
	4	Ugonna Onyenso vs Kansas St. (02/17/2025)
	4	Hunter Dickinson vs Kansas (02/15/2025)
	4	Terrance Arceneaux at Houston (01/22/2025)
TURNOVERS	7	Kaleb Washington vs Florida A&M (12/17/2024)
	5	V.J. Edgecombe vs Baylor (01/25/2025)
	5	Augustas Marciulionis vs Saint Mary's (CA) (12/07/2024)
	5	Andrew Cook vs Eastern Wash. (11/30/2024)
FOULS	5	KJ Adams vs Kansas (02/15/2025)
	5	Bryce Thompson at Oklahoma St. (02/01/2025)
	5	Josh Reed vs Cincinnati (01/28/2025)
	5	Joseph Tugler at Houston (01/22/2025)
	5	Josh Ojiamuna at Baylor (12/31/2024)
	5	Mitchell Saxen vs Saint Mary's (CA) (12/07/2024)
	5	Nic McClain vs Eastern Wash. (11/30/2024)
	5	Walter Hamilton vs Mississippi Val. (11/26/2024)





2024-25 POINTS-REBOUNDS-ASSISTS

Opponent	Date	Score		0	1	2	5	6	8	9	10	11	21	25
				ERICKSON,H	LITTLE,MIR	AUSAR,EZRA	KARRAM,JOU	SMITH,BRAD	DAWES,KEAN	HUANG,JERR	WAHLIN,JAK	LOHNER,CAL	BAMISILE,A	SHARAVJAMT
Alcorn	11/04/2024	100-59	W	5-0-5	6-4-7	13-6-1	0-3-2	0-0-0	13-6-1	0-0-0	7-6-3	DNP	4-1-0	10-2-5
Central Ark.	11/07/2024	98-63	W	6-2-2	9-5-5	13-3-1	1-4-0	0-0-0	7-11-5	0-0-0	9-3-1	DNP	0-0-0	13-8-8
Queens (NC)	11/12/2024	96-65	W	7-0-0	10-5-4	10-11-1	0-1-0	0-0-0	8-7-0	2-1-0	8-10-1	DNP	2-0-0	19-7-5
vs Mississippi St.	11/17/2024	73-78	L	3-5-3	10-4-6	15-4-2	DNP	DNP	13-12-0	DNP	3-2-1	DNP	DNP	6-5-1
Utah Tech	11/22/2024	84-53	W	8-4-2	4-11-8	8-6-3	4-1-0	0-0-0	14-9-2	0-0-0	5-6-3	DNP	0-0-0	10-4-5
Mississippi Val.	11/26/2024	94-48	W	5-1-5	16-6-5	9-0-0	0-1-1	0-1-0	6-5-1	0-1-1	3-2-3	DNP	0-0-0	4-5-4
Eastern Wash.	11/30/2024	88-80	W	3-0-0	7-8-7	20-5-0	DNP	DNP	0-0-0	DNP	5-6-0	DNP	DNP	2-5-0
Saint Mary's (CA)	12/07/2024	63-72	L	0-0-0	14-10-6	5-4-0	DNP	DNP	2-1-0	DNP	0-6-0	8-5-0	DNP	0-1-1
Radford	12/14/2024	81-63	W	18-3-3	7-1-2	6-4-0	DNP	DNP	DNP	DNP	8-1-3	4-4-1	DNP	2-2-0
Florida A&M	12/17/2024	89-59	W	0-2-0	1-2-4	12-2-0	0-0-0	2-0-1	4-1-1	2-0-0	7-5-3	8-4-4	2-1-0	15-2-4
vs Iowa	12/21/2024	88-95	L	0-2-4	2-5-3	6-4-0	DNP	DNP	DNP	DNP	2-2-1	6-5-2	DNP	6-3-5
at Baylor	12/31/2024	56-81	L	13-5-1	0-2-3	3-6-2	DNP	DNP	7-3-1	DNP	4-1-0	4-7-2	DNP	3-0-3
Texas Tech	01/04/2025	65-93	L	0-0-1	8-1-1	DNP	DNP	0-0-0	11-5-0	0-0-0	10-3-0	9-4-1	DNP	8-4-5
at Iowa St.	01/07/2025	59-82	L	0-2-0	13-5-3	4-4-1	DNP	DNP	0-0-0	DNP	2-1-0	2-1-3	DNP	5-3-2
Oklahoma St.	01/11/2025	83-62	W	0-3-0	1-2-3	21-4-0	0-0-0	0-0-0	16-9-2	1-0-0	16-4-3	0-1-2	DNP	8-4-2
at TCU	01/15/2025	73-65	W	3-3-2	0-1-2	8-6-1	DNP	DNP	16-6-2	DNP	8-11-1	0-0-0	DNP	10-3-1
BYU	01/18/2025	73-72	Wot	9-1-2	0-0-0	26-6-2	DNP	DNP	5-3-0	DNP	2-9-1	2-2-0	DNP	8-4-2
at Houston	01/22/2025	36-70	L	0-1-0	6-2-0	1-3-0	DNP	DNP	7-9-1	DNP	5-5-2	2-1-0	DNP	0-1-0
Baylor	01/25/2025	61-76	L	2-0-3	12-8-7	19-7-1	DNP	DNP	0-1-0	DNP	4-6-1	4-1-0	DNP	0-1-0
Cincinnati	01/28/2025	69-66	W	5-1-1	0-0-2	11-3-1	DNP	DNP	12-9-1	DNP	8-6-1	0-3-0	DNP	7-5-2
at Oklahoma St.	02/01/2025	72-81	L	2-4-2	0-0-1	18-3-0	DNP	DNP	10-3-0	DNP	7-5-0	4-1-0	DNP	11-5-5
Colorado	02/05/2025	72-59	W	3-2-3	0-0-1	10-7-1	DNP	DNP	1-3-2	DNP	9-4-1	DNP	DNP	2-3-0
at West Virginia	02/08/2025	61-72	L	2-1-0	5-2-1	6-3-2	DNP	DNP	14-11-1	DNP	10-4-1	DNP	DNP	8-1-2
at Cincinnati	02/11/2025	75-85	L	5-2-1	0-1-5	8-2-1	DNP	DNP	5-5-0	DNP	5-7-2	0-0-0	DNP	8-3-2
Kansas	02/15/2025	74-67	W	5-0-2	5-0-2	12-8-0	DNP	DNP	2-10-1	DNP	10-12-3	4-1-0	DNP	9-2-3
Kansas St.	02/17/2025	74-69	W	2-1-2	6-4-4	21-8-2	DNP	DNP	4-8-0	DNP	7-8-2	2-0-0	DNP	4-2-1

Opponent	Date	Score		32	34	45	55
				KELLER,ZAC	LOVERING,L	MADSEN,MAS	MADSEN,GAB
Alcorn	11/04/2024	100-59	W	DNP	DNP	15-1-2	27-2-3
Central Ark.	11/07/2024	98-63	W	DNP	DNP	15-3-0	25-4-1
Queens (NC)	11/12/2024	96-65	W	DNP	DNP	6-2-1	24-3-3
vs Mississippi St.	11/17/2024	73-78	L	DNP	DNP	14-5-1	9-3-1
Utah Tech	11/22/2024	84-53	W	DNP	DNP	12-3-1	19-1-0
Mississippi Val.	11/26/2024	94-48	W	3-3-1	12-7-2	9-2-3	27-3-3
Eastern Wash.	11/30/2024	88-80	W	0-0-0	16-8-1	7-4-2	28-0-4
Saint Mary's (CA)	12/07/2024	63-72	L	2-0-0	7-8-4	10-3-2	15-1-1
Radford	12/14/2024	81-63	W	1-1-1	12-4-3	8-3-2	15-5-7
Florida A&M	12/17/2024	89-59	W	2-3-4	10-5-1	15-4-2	9-3-1
vs Iowa	12/21/2024	88-95	L	6-1-1	25-4-2	26-6-4	9-2-2
at Baylor	12/31/2024	56-81	L	6-2-1	3-4-1	10-4-1	3-1-2
Texas Tech	01/04/2025	65-93	L	12-2-1	3-3-2	0-2-0	4-3-4
at Iowa St.	01/07/2025	59-82	L	0-4-1	7-6-4	6-4-0	20-3-4
Oklahoma St.	01/11/2025	83-62	W	3-0-1	8-3-6	0-2-0	9-2-4
at TCU	01/15/2025	73-65	W	0-1-1	11-5-3	DNP	17-2-5
BYU	01/18/2025	73-72	Wot	0-0-0	13-7-4	0-1-0	8-4-3
at Houston	01/22/2025	36-70	L	2-0-1	2-4-1	3-0-1	8-2-1
Baylor	01/25/2025	61-76	L	3-0-0	6-2-0	6-3-0	5-3-2
Cincinnati	01/28/2025	69-66	W	4-3-0	4-4-4	DNP	18-2-4
at Oklahoma St.	02/01/2025	72-81	L	0-2-1	0-2-1	5-0-1	15-2-2
Colorado	02/05/2025	72-59	W	8-2-0	12-6-3	10-5-3	17-0-2
at West Virginia	02/08/2025	61-72	L	0-2-1	4-4-1	5-4-2	7-2-0
at Cincinnati	02/11/2025	75-85	L	2-0-0	14-3-4	0-0-0	28-2-2
Kansas	02/15/2025	74-67	W	0-0-0	3-6-4	0-0-0	24-3-1
Kansas St.	02/17/2025	74-69	W	0-2-0	15-10-3	0-0-1	13-3-1





2024-25 SPECIALTY STATS

DATE	OPPONENT	POINTS OFF T/O		POINTS IN THE PAINT		SECOND CHANCE POINTS		FAST BREAK POINTS		BENCH POINTS	
		UTAH	OPP.	UTAH	OPP.	UTAH	OPP.	UTAH	OPP.	UTAH	OPP.
11/4/2024	Alcorn State	16	9	26	30	19	16	15	5	37	33
11/7/2024	Central Arkansas	21	5	20	18	18	4	12	8	29	28
11/12/2024	Queens	14	11	36	28	23	13	7	6	25	34
11/17/2024	vs. #RV/RV Mississippi State	10	19	32	30	11	18	12	4	30	36
11/22/2024	Utah Tech	18	7	44	24	9	2	18	7	38	20
11/26/2024	Mississippi Valley State	21	4	34	14	17	6	9	0	26	7
11/30/2024	Eastern Washington	11	11	46	28	21	12	11	9	15	28
12/7/2024	St. Mary's	8	12	36	28	15	8	10	6	22	14
12/14/2024	Radford	14	2	36	30	9	9	15	5	39	18
12/17/2024	Florida A&M	27	5	44	20	7	5	2	2	57	30
12/21/2024	vs. Iowa	14	10	56	50	10	11	9	16	20	13
12/31/2024	at #25/21 Baylor*	8	22	28	30	8	16	5	11	37	20
1/4/2025	#RV/RV Texas Tech*	8	15	32	32	13	13	5	17	41	35
1/7/2025	at #3/3 Iowa State*	6	25	30	40	9	15	4	6	17	28
1/11/2024	Oklahoma State*	12	9	46	24	6	15	10	5	21	25
1/15/2025	at TCU*	8	7	36	32	9	10	9	10	19	15
1/18/2025	BYU*	13	6	38	42	8	13	2	2	16	31
1/21/2025	at #7/5 Houston*	2	29	14	28	9	11	1	13	20	18
1/25/2025	#RV/RV Baylor*	12	11	32	26	12	18	18	7	27	10
1/28/2025	Cincinnati*	10	21	36	22	9	8	2	11	21	20
2/1/2025	at Oklahoma State*	15	14	30	22	19	8	8	10	21	35
2/5/2025	Colorado*	17	12	30	24	15	6	7	4	22	24
2/8/2025	at #--/RV West Virginia*	6	16	28	24	11	6	7	12	26	16
2/11/2025	at Cincinnati*	11	15	32	24	13	16	6	5	12	28
2/15/2025	#17/20 Kansas*	22	7	24	22	14	9	6	2	16	16
2/17/2025	Kansas State*	11	8	34	30	14	7	2	5	14	12
2/23/2025	at UCF*										
2/26/2025	at Arizona*										
3/1/2025	Arizona State*										
3/4/2025	West Virginia*										
3/8/2025	at BYU*										
3/11/2025	Big 12 Tournament (Rd 1)										
3/12/2025	Big 12 Tournament (Rd 2)										
3/13/2025	Big 12 Tournament (QFs)										
3/14/2025	Big 12 Tournament (SFs)										
3/15/2025	Big 12 Tournament (Championship)										
3/20-23/2025 NCAA Tournament											
TOTALS		335	312	880	722	328	275	212	188	668	594
AVERAGE		12.9	12.0	33.8	27.8	12.6	10.6	8.2	7.2	25.7	22.8

* BIG 12 GAME





#0

ERICKSON HUNTER

5th Year - Guard - 6-3 - 200
Provo, Utah - Timpview HS
BYU / Salt Lake CC

Stat	2024-25 Season High	Career High
Points	18, RADFORD, 12/14/24	37, vs. North Platte, 11/11/22
Rebounds	5, 2x, Last at #25/21 Baylor, 12/31/24	7, at Utah State Eastern, 12/10/22
Assists	5, 2x, Last vs. Mississippi Valley State, 11/26/24	13, COMMUNITY CHRISTIAN [CA], 1/21/23
Blocks	3, 2x, Last at #3/3 Iowa State, 1/7/25	3, 3x, Last at #3/3 Iowa State, 1/7/25
Steals	3, at Cincinnati, 2/11/25	4, WESTERN NEBRASKA, 11/18/22
FGs Made	5, 2x, Last at #25/21 Baylor, 12/31/24	13, vs. North Platte, 11/11/22
FGs Attempted	7, 2x, Last at #25/21 Baylor, 12/31/24	16, vs. North Platte, 11/11/22
3FGs Made	4, RADFORD, 12/14/24	9, vs. North Platte, 11/11/22
3FGs Attempted	6, RADFORD, 12/14/24	11, vs. North Platte, 11/11/22
FTs Made	4, RADFORD, 12/14/24	7, UTAH STATE EASTERN, 3/2/23
FTs Attempted	4, 2x, Last vs. BYU, 1/18/25	7, UTAH STATE EASTERN, 3/2/23

2024-25 SEASON HIGHLIGHTS

- Season-debut against Alcorn State, scoring 5pts with 5asts off the bench
- Tied career-high with 3blks against Utah Tech
- Posted 5pts with 5asts off the bench in win over Mississippi Valley State
- DI career-high 18pts on 4-6 from 3FG with 3rebs and 3asts in win vs. Radford
- Made first-career start against Florida A&M
- Team-high 13pts on 3-4 from deep off the bench at #25 Baylor in Big 12 opener
- Tied career-high of 3 blocks in loss at #3/3 Iowa State
- Tied the game up in OT with a huge 3-pointer before hitting 3-of-4 from the line to help Utah capture the win over his former team BYU
- Season-high 3stls at Cincinnati to go with 5pts
- Hit a pair of clutch FTs in the final minute to help Utah beat K-State at home

2024-25 GAME-BY-GAME STATISTICS

Opponent	Date	GS	MIN	Total		3-Pointers		Free throws		Rebounds				PF	A	TO	BLK	STL	PTS	AVG
				FG-FGA	PCT	3FG-3FGA	PCT	FT-FTA	PCT	OFF	DEF	TOT	AVG							
Alcorn	11/04/2024		21:58	1-4	.250	1-3	.333	2-2	1.000	0	0	0	0.0	2	5	0	0	0	5	5.0
Central Ark.	11/07/2024		19:33	2-4	.500	2-4	.500	0-0	.000	1	1	2	1.0	1	2	1	0	1	6	5.5
Queens (NC)	11/12/2024		20:09	2-4	.500	1-2	.500	2-2	1.000	0	0	0	0.7	1	0	1	0	0	7	6.0
vs Mississippi St.	11/17/2024		28:27	1-3	.333	1-3	.333	0-1	.000	2	3	5	1.8	2	3	1	0	1	3	5.3
Utah Tech	11/22/2024		25:27	3-5	.600	2-4	.500	0-0	.000	0	4	4	2.2	0	2	0	3	0	8	5.8
Mississippi Val.	11/26/2024		19:39	2-3	.667	1-2	.500	0-0	.000	0	1	1	2.0	1	5	1	0	1	5	5.7
Eastern Wash.	11/30/2024		15:56	0-0	.000	0-0	.000	3-3	1.000	0	0	0	1.7	4	0	0	0	0	3	5.3
Saint Mary's (CA)	12/07/2024		08:15	0-2	.000	0-1	.000	0-0	.000	0	0	0	1.5	1	0	2	0	0	0	4.6
Radford	12/14/2024		31:00	5-7	.714	4-6	.667	4-4	1.000	1	2	3	1.7	2	3	1	0	0	18	6.1
Florida A&M	12/17/2024	*	15:30	0-4	.000	0-3	.000	0-0	.000	1	1	2	1.7	4	0	0	0	0	0	5.5
vs Iowa	12/21/2024		22:53	0-1	.000	0-1	.000	0-0	.000	0	2	2	1.7	3	4	0	0	1	0	5.0
at Baylor	12/31/2024		22:26	5-7	.714	3-4	.750	0-0	.000	1	4	5	2.0	2	1	3	1	1	13	5.7
Texas Tech	01/04/2025		24:47	0-2	.000	0-2	.000	0-0	.000	0	0	0	1.8	0	1	1	0	2	0	5.2
at Iowa St.	01/07/2025		21:22	0-3	.000	0-3	.000	0-0	.000	0	2	2	1.9	0	0	3	3	1	0	4.9
Oklahoma St.	01/11/2025		20:40	0-2	.000	0-2	.000	0-0	.000	0	3	3	1.9	2	0	1	1	0	0	4.5
at TCU	01/15/2025		21:30	1-2	.500	1-2	.500	0-0	.000	0	3	3	2.0	1	2	1	0	0	3	4.4
BYU	01/18/2025		22:35	2-3	.667	2-3	.667	3-4	.750	0	1	1	1.9	1	2	0	0	1	9	4.7
at Houston	01/22/2025		12:51	0-0	.000	0-0	.000	0-0	.000	0	1	1	1.9	2	0	2	0	0	0	4.4
Baylor	01/25/2025		20:51	1-3	.333	0-2	.000	0-0	.000	0	0	0	1.8	2	3	2	0	0	2	4.3
Cincinnati	01/28/2025		16:30	2-3	.667	1-2	.500	0-0	.000	0	1	1	1.8	0	1	0	1	0	5	4.4
at Oklahoma St.	02/01/2025		19:48	0-5	.000	0-3	.000	2-2	1.000	2	2	4	1.9	2	2	1	0	2	2	4.2
Colorado	02/05/2025		19:56	1-2	.500	1-2	.500	0-0	.000	0	2	2	1.9	1	3	0	0	1	3	4.2
at West Virginia	02/08/2025		14:47	1-2	.500	0-1	.000	0-0	.000	0	1	1	1.8	0	0	1	0	0	2	4.1
at Cincinnati	02/11/2025		22:28	2-3	.667	1-1	1.000	0-0	.000	1	1	2	1.8	1	1	1	0	3	5	4.1
Kansas	02/15/2025		11:31	1-3	.333	1-3	.333	2-2	1.000	0	0	0	1.8	1	2	0	0	0	5	4.2
Kansas St.	02/17/2025		15:46	0-1	.000	0-1	.000	2-2	1.000	0	1	1	1.7	1	2	1	0	0	2	4.1
Totals		1	516:34	32-78	.410	22-60	.367	20-22	.909	9	36	45	1.7	37	44	24	9	15	106	4.1

Player Averages

Games Played	Minutes/game	Points/game	FG Pct	3FG Pct	FT Pct	Rebounds/game	Assists/game	Turnovers/game	Assist/Turnover ratio	Steals/game	Blocks/game
26	19.9	4.1	41.0	36.7	90.9	1.7	1.7	0.9	1.8	0.6	0.3

HUNTER ERICKSON CAREER STATISTICS

				Field Goals		3-Point		F-Throws		Rebounds								Scoring		
SEASON	TEAM	GP-GS	MIN/AVG	FG-FGA	FG%	3FG-3FGA	3FG%	FT-FTA	FT%	OFF	DEF	TOT	AVG	PF-FO	A	TO	BLK	STL	PTS	AVG
2020-21	BYU	8-0	23/2.8	1-2	.500	1-2	.500	0-0	.000	1	2	3	0.4	3-0	2	1	1	0	3	0.4
2021-22	BYU	19-0	117/6.1	8-17	.471	4-7	.571	0-2	.000	1	7	8	0.4	12-0	8	8	1	4	20	1.1
2023-24	Utah	37-0	712/19.3	66-156	.423	30-88	.341	11-23	.478	5	43	48	1.3	54-0	75	36	6	20	173	4.7
2024-25	Utah	26-1	517/19.9	32-78	.410	22-60	.367	20-22	.909	9	36	45	1.7	37-0	44	24	9	15	106	4.1
TOTAL FOR Utah		63-1	1229/19.5	98-234	.419	52-148	.351	31-45	.689	14	79	93	1.5	91-0	119	60	15	35	279	4.4
TOTAL		90-1	1368/15.2	107-253	.423	57-157	.363	31-47	.660	16	88	104	1.2	106-0	129	69	17	39	302	3.4



#1

**LITTLE
MIRO**

Sophomore • Guard • 6-3 • 194
Tampere, Finland • Sunrise Christian Academy
Baylor

Stat	2024-25 Season High	Career High
Points	16, Mississippi Valley State, 11/26/24	Same
Rebounds	11, UTAH TECH, 11/22/24	Same
Assists	8, UTAH TECH, 11/22/24	Same
Blocks	2, FLORIDA A&M, 12/17/24	Same
Steals	3, #RV/RV BAYLOR, 1/25/25	Same
FGs Made	5, Mississippi Valley State, 11/26/24	Same
FGs Attempted	11, ST. MARY'S, 12/17/24	Same
3FGs Made	2, 6x, Last vs. #RV/RV BAYLOR, 1/25/25	3, MISSISSIPPI VALLEY STATE, 12/22/23
3FGs Attempted	7, #RV/RV BAYLOR, 1/25/25	Same
FTs Made	6, 2x, Last vs. #RV/RV BAYLOR, 1/25/25	Same
FTs Attempted	6, 3x, Last vs. #RV/RV BAYLOR, 1/25/25	Same

2024-25 SEASON HIGHLIGHTS

•Transferred from Baylor
•Member of Finnish Men's National Team with former Runnin' Ute Mikael Jantunen and coached by former Runnin' Ute Hanno Mottölä
•Also played alongside Utah Jazz star Lauri Markkanen on national team
•Started his first game as a Ute vs. Alcorn State in the season-opener
•Career-high 10pts in win vs. Queens with 5rebs and 4asts

•Back-to-back games with 10pts to go with 6asts vs. #RV Mississippi State
•Recorded career-highs in rebounds (11) and assists (8) vs. Utah Tech
•Posted career-high 16pts on 5-9 shooting with 6rebs and 5asts vs. MVSU
•Mountain to Sea Showcase All-Tournament Team (2gpg, 11.5ppg, 7.0rpg, 6.0apg)
•1st career double-double vs. St. Mary's with 14pts, 11rebs and 6asts
•Scored 12pts with 8rebs and 7asts off the bench at home vs. Baylor
•Dished out 5+asts for the 9th time this season at Cincinnati

•Had a solid floor game vs. Kansas State with 6pts, 4rebs, 4asts & 2stls

2024-25 GAME-BY-GAME STATISTICS

Opponent	Date	GS	MIN	Total		3-Pointers		Free throws		Rebounds				PF	A	TO	BLK	STL	PTS	AVG
				FG-FGA	PCT	3FG-3FGA	PCT	FT-FTA	PCT	OFF	DEF	TOT	AVG							
Alcorn	11/04/2024	*	20:29	2-7	.286	2-5	.400	0-2	.000	2	2	4	4.0	3	7	1	0	1	6	6.0
Central Ark.	11/07/2024	*	19:47	3-7	.429	1-5	.200	2-2	1.000	1	4	5	4.5	1	5	2	0	1	9	7.5
Queens (NC)	11/12/2024	*	25:09	4-7	.571	2-2	1.000	0-0	.000	0	5	5	4.7	4	4	1	0	1	10	8.3
vs Mississippi St.	11/17/2024	*	26:49	4-8	.500	2-5	.400	0-1	.000	0	4	4	4.5	3	6	3	0	0	10	8.8
Utah Tech	11/22/2024	*	25:50	1-4	.250	0-1	.000	2-2	1.000	2	9	11	5.8	1	8	3	1	1	4	7.8
Mississippi Val.	11/26/2024	*	22:19	5-9	.556	2-3	.667	4-4	1.000	2	4	6	5.8	1	5	1	0	1	16	9.2
Eastern Wash.	11/30/2024	*	25:24	2-7	.286	0-4	.000	3-5	.600	0	8	8	6.1	4	7	4	1	1	7	8.9
Saint Mary's (CA)	12/07/2024	*	35:57	4-11	.364	0-2	.000	6-6	1.000	1	9	10	6.6	1	6	2	0	1	14	9.5
Randford	12/14/2024	*	27:34	2-5	.400	1-2	.500	2-2	1.000	0	1	1	6.0	1	2	1	0	2	7	9.2
Florida A&M	12/17/2024	*	19:13	0-7	.000	0-5	.000	1-2	.500	1	1	2	5.6	1	4	3	2	2	1	8.4
vs Iowa	12/21/2024	*	22:48	1-7	.143	0-3	.000	0-0	.000	1	4	5	5.5	1	3	2	0	2	2	7.8
at Baylor	12/31/2024	*	24:51	0-9	.000	0-5	.000	0-0	.000	1	1	2	5.3	3	3	1	0	0	0	7.2
Texas Tech	01/04/2025		12:17	2-2	1.000	1-1	1.000	3-6	.500	0	1	1	4.9	1	1	1	0	0	8	7.2
at Iowa St.	01/07/2025		23:32	4-8	.500	2-3	.667	3-4	.750	1	4	5	4.9	1	3	4	0	0	13	7.6
Oklahoma St.	01/11/2025		17:44	0-2	.000	0-1	.000	1-2	.500	0	2	2	4.7	0	3	0	1	0	1	7.2
at TCU	01/15/2025		12:42	0-2	.000	0-1	.000	0-0	.000	0	1	1	4.5	1	2	0	0	1	0	6.8
BYU	01/18/2025		03:12	0-1	.000	0-1	.000	0-0	.000	0	0	0	4.2	0	0	0	0	0	0	6.4
at Houston	01/22/2025		22:20	2-3	.667	2-3	.667	0-0	.000	0	2	2	4.1	4	0	5	0	0	6	6.3
Baylor	01/25/2025		27:30	2-8	.250	2-7	.286	6-6	1.000	3	5	8	4.3	2	7	0	0	3	12	6.6
Cincinnati	01/28/2025		11:04	0-2	.000	0-1	.000	0-0	.000	0	0	0	4.1	0	2	1	0	0	0	6.3
at Oklahoma St.	02/01/2025		03:07	0-0	.000	0-0	.000	0-0	.000	0	0	0	3.9	0	1	0	0	0	0	6.0
Colorado	02/05/2025		10:57	0-1	.000	0-1	.000	0-0	.000	0	0	0	3.7	1	1	0	0	2	0	5.7
at West Virginia	02/08/2025		14:39	1-4	.250	0-1	.000	3-3	1.000	0	2	2	3.7	0	1	0	0	0	5	5.7
at Cincinnati	02/11/2025		12:07	0-2	.000	0-1	.000	0-0	.000	0	1	1	3.5	0	5	0	0	0	0	5.5
Kansas	02/15/2025		09:58	2-3	.667	1-2	.500	0-0	.000	0	0	0	3.4	0	2	1	0	0	5	5.4
Kansas St.	02/17/2025		20:36	3-9	.333	0-4	.000	0-0	.000	2	2	4	3.4	2	4	3	0	2	6	5.5
Totals		12	497:55	44-135	.326	18-69	.261	36-47	.766	17	72	89	3.4	36	92	39	5	21	142	5.5

Player Averages

Games Played	Minutes/game	Points/game	FG Pct	3FG Pct	FT Pct	Rebounds/game	Assists/game	Turnovers/game	Assist/Turnover ratio	Steals/game	Blocks/game
26	19.2	5.5	32.6	26.1	76.6	3.4	3.5	1.5	2.4	0.8	0.2

MIRO LITTLE CAREER STATISTICS

SEASON	TEAM	GP-GS	MIN/AVG	Field Goals		3-Point		F-Throws		Rebounds				Scoring						
				FG-FGA	FG%	3FG-3FGA	3FG%	FT-FTA	FT%	OFF	DEF	TOT	AVG	PF-FO	A	TO	BLK	STL	PTS	AVG
2023-24	Baylor	34-0	241/7.1	18-42	.429	9-25	.360	13-18	.722	8	33	41	1.2	31-0	23	15	0	5	58	1.7
2024-25	Utah	26-12	498/19.2	44-135	.326	18-69	.261	36-47	.766	17	72	89	3.4	36-0	92	39	5	21	142	5.5
TOTAL FOR Utah		26-12	498/19.2	44-135	.326	18-69	.261	36-47	.766	17	72	89	3.4	36-0	92	39	5	21	142	5.5
TOTAL		60-12	739/12.3	62-177	.350	27-94	.287	49-65	.754	25	105	130	2.2	67-0	115	54	5	26	200	3.3



#2

AUSAR EZRA

Junior • Forward • 6-8 • 238

Atlanta, Ga. • Liberty Heights Athletics Institute
East Carolina

Stat	2024-25 Season High	Career High
Points	26, BYU, 1/18/25	28, vs. Tulsa, 3/14/24
Rebounds	11, QUEENS, 11/12/24	19, vs. #1/1 Houston, 3/10/23
Assists	3, UTAH TECH, 11/22/24	3, 4x, Last vs. UTAH TECH, 11/22/24
Blocks	2, 3x, Last vs. CINCINNATI, 1/28/25	3, KENNESAW STATE, 11/21/23
Steals	3, at Cincinnati, 2/11/25	4, vs. South Carolina, 12/17/22
FGs Made	11, BYU, 1/18/25	Same
FGs Attempted	15, BYU, 1/18/25	16, at Tulane, 3/3/23
3FGs Made	1, CINCINNATI, 1/28/25	1, 7x, Last vs. CINCINNATI, 1/28/25
3FGs Attempted	1, 6x, Last vs. COLORADO, 2/5/25	2, TEMPLE, 1/28/24
FTs Made	7, 5x, Last vs. KANSAS STATE, 2/17/25	9, USC Upstate, 11/15/23
FTs Attempted	12, 3x, Last at Oklahoma State, 2/1/25	16, USC Upstate, 11/15/23

2024-25 SEASON HIGHLIGHTS

- Transferred from East Carolina
- 2022-23 AAC All-Freshman Team
- Very involved with charity work around his community back home
- 13pts with 6rebs and 7-12 from FT line in Runnin' Ute debut
- 7th career double-double vs. Queens with 10pts and 11rebs
- Season-high 15pts with 4rebs on 7-10 at the lin vs. #RV Mississippi State
- Tied career-high in assists with 4 against Utah Tech
- Mountain to Sea Showcase All-Tournament Team (2gp, 14.5ppg, 2.5rpg)
- Had 12pts on 5-6 shooting with 2stls in just 14mins vs. Florida A&M
- Missed Texas Tech due to loss in family
- Season-high 21pts on 7-8 from the line for first Big 12 win vs. Oklahoma State
- Scored 21 of 26 season-high points in 2H with 3pts in OT to defeat BYU
- Team-high 19pts with 7rebs, 2blks and 2stls vs. Baylor at home
- Led Utah in scoring once again with 18pts at Oklahoma State
- 4th-straight game in double-figures with 10pts and 7rebs vs. Colorado at home
- Season-high 3stls to go with 8pts and 2rebs at Cincinnati
- Posted 12pts and 8rebs in upset win over #17/20 Kansas at home
- Scored 21pts (7-for-7 FTM) on 8rebs, 2asts & 1stl in win vs. Kansas State

2024-25 GAME-BY-GAME STATISTICS

Opponent	Date	GS	MIN	Total		3-Pointers		Free throws		Rebounds				PF	A	TO	BLK	STL	PTS	AVG
				FG-FGA	PCT	3FG-3FGA	PCT	FT-FTA	PCT	OFF	DEF	TOT	AVG							
Alcorn	11/04/2024	*	22:34	3-5	.600	0-0	.000	7-12	.583	2	4	6	6.0	2	1	1	0	2	13	13.0
Central Ark.	11/07/2024	*	15:50	3-3	1.000	0-0	.000	7-8	.875	0	3	3	4.5	4	1	4	0	0	13	13.0
Queens (NC)	11/12/2024	*	23:56	4-10	.400	0-1	.000	2-4	.500	5	6	11	6.7	4	1	2	0	0	10	12.0
vs Mississippi St.	11/17/2024	*	26:19	4-13	.308	0-0	.000	7-10	.700	2	2	4	6.0	5	2	1	1	0	15	12.8
Utah Tech	11/22/2024	*	21:35	3-5	.600	0-0	.000	2-2	1.000	2	4	6	6.0	3	3	1	0	0	8	11.8
Mississippi Val.	11/26/2024	*	18:52	3-3	1.000	0-0	.000	3-5	.600	0	0	0	5.0	2	0	2	0	1	9	11.3
Eastern Wash.	11/30/2024	*	23:25	7-9	.778	0-0	.000	6-12	.500	3	2	5	5.0	1	0	0	0	1	20	12.6
Saint Mary's (CA)	12/07/2024	*	16:59	2-5	.400	0-0	.000	1-4	.250	4	0	4	4.9	1	0	0	0	0	5	11.6
Radford	12/14/2024	*	15:55	1-2	.500	0-0	.000	4-6	.667	1	3	4	4.8	2	0	2	0	1	6	11.0
Florida A&M	12/17/2024	*	14:01	5-6	.833	0-0	.000	2-5	.400	1	1	2	4.5	2	0	0	0	2	12	11.1
vs Iowa	12/21/2024	*	09:42	2-7	.286	0-0	.000	2-2	1.000	3	1	4	4.5	0	0	0	0	0	6	10.6
at Baylor	12/31/2024	*	19:32	1-8	.125	0-0	.000	1-2	.500	1	5	6	4.6	1	2	2	0	1	3	10.0
at Iowa St.	01/07/2025	*	23:53	2-7	.286	0-1	.000	0-2	.000	2	2	4	4.5	3	1	2	1	1	4	9.5
Oklahoma St.	01/11/2025	*	17:09	7-12	.583	0-0	.000	7-8	.875	0	4	4	4.5	2	0	1	0	1	21	10.4
at TCU	01/15/2025	*	17:08	2-3	.667	0-0	.000	4-8	.500	1	5	6	4.6	0	1	4	2	0	8	10.2
BYU	01/18/2025	*	30:40	11-15	.733	0-0	.000	4-8	.500	2	4	6	4.7	3	2	0	0	2	26	11.2
at Houston	01/22/2025	*	20:49	0-4	.000	0-0	.000	1-2	.500	3	0	3	4.6	1	0	2	0	0	1	10.6
Baylor	01/25/2025	*	26:45	7-12	.583	0-1	.000	5-11	.455	5	2	7	4.7	4	1	2	2	2	19	11.1
Cincinnati	01/28/2025	*	16:10	5-8	.625	1-1	1.000	0-0	.000	0	3	3	4.6	4	1	4	2	1	11	11.1
at Oklahoma St.	02/01/2025	*	26:60	6-10	.600	0-1	.000	6-12	.500	1	2	3	4.6	4	0	2	1	1	18	11.4
Colorado	02/05/2025	*	23:21	3-6	.500	0-1	.000	4-7	.571	1	6	7	4.7	2	1	4	1	2	10	11.3
at West Virginia	02/08/2025	*	21:16	3-5	.600	0-0	.000	0-2	.000	3	0	3	4.6	4	2	1	0	0	6	11.1
at Cincinnati	02/11/2025	*	26:31	4-10	.400	0-1	.000	0-1	.000	0	2	2	4.5	4	1	2	1	3	8	11.0
Kansas	02/15/2025	*	28:54	4-9	.444	0-1	.000	4-6	.667	3	5	8	4.6	2	0	1	0	0	12	11.0
Kansas St.	02/17/2025	*	28:33	7-14	.500	0-0	.000	7-7	1.000	5	3	8	4.8	2	2	2	0	1	21	11.4
Totals		25	536:48	99-191	.518	1-8	.125	86-146	.589	50	69	119	4.8	62	22	42	11	22	285	11.4

Player Averages

Games Played	Minutes/game	Points/game	FG Pct	3FG Pct	FT Pct	Rebounds/game	Assists/game	Turnovers/game	Assist/Turnover ratio	Steals/game	Blocks/game
25	21.5	11.4	51.8	12.5	58.9	4.8	0.9	1.7	0.5	0.9	0.4

EZRA AUSAR CAREER STATISTICS

				Field Goals		3-Point		F-Throws		Rebounds									Scoring	
SEASON	TEAM	GP-GS	MIN/AVG	FG-FGA	FG%	3FG-3FGA	3FG%	FT-FTA	FT%	OFF	DEF	TOT	AVG	PF-FO	A	TO	BLK	STL	PTS	AVG
2022-23	ECU	32-20	718/22.4	123-219	.562	0-0	.000	69-131	.527	61	110	171	5.3	86-6	15	56	14	29	315	9.8
2023-24	ECU	32-24	839/26.2	114-222	.514	6-16	.375	130-199	.653	64	86	150	4.7	86-1	32	68	17	26	364	11.4
2024-25	Utah	25-25	537/21.5	99-191	.518	1-8	.125	86-146	.589	50	69	119	4.8	62-1	22	42	11	22	285	11.4
TOTAL FOR Utah		25-25	537/21.5	99-191	.518	1-8	.125	86-146	.589	50	69	119	4.8	62-1	22	42	11	22	285	11.4
TOTAL		89-69	2094/23.5	336-632	.532	7-24	.292	285-476	.599	175	265	440	4.9	234-8	69	166	42	77	964	10.8



#5
**KARRAM
JOUL**

Freshman • Center • 6-10 • 225
Nazareth, Israel • Hakfar Hayarok

Stat	2024-25 Season High	Career High
Points	4, UTAH TECH, 11/22/24	Same
Rebounds	4, CENTRAL ARKANSAS, 11/7/24	Same
Assists	2, ALCORN STATE, 11/4/24	Same
Blocks	--	--
Steals	--	--
FGs Made	2, UTAH TECH, 11/22/24	Same
FGs Attempted	2, UTAH TECH, 11/22/24	Same
3FGs Made	--	--
3FGs Attempted	--	--
FTs Made	1, CENTRAL ARKANSAS, 11/7/24	Same
FTs Attempted	2, CENTRAL ARKANSAS, 11/7/24	Same

2024-25 SEASON HIGHLIGHTS

- Made collegiate debut vs. Alcorn State in 1st half, recording 3rebs & 2asts
- Recorded his first collegiate points, hitting 1-2 from FT line vs. UCA
- Scored his 1st-career points with 1:13 left to play vs. Utah Tech

2024-25 GAME-BY-GAME STATISTICS

Opponent	Date	GS	MIN	Total		3-Pointers		Free throws		Rebounds							
				FG-FGA	PCT	3FG-3FGA	PCT	FT-FTA	PCT	OFF	DEF	TOT	AVG	PF	A	TO	BLK
Alcorn	11/04/2024		09:24	0-0	.000	0-0	.000	0-0	.000	1	2	3	3.0	2	2	0	0
Central Ark.	11/07/2024		05:30	0-0	.000	0-0	.000	1-2	.500	1	3	4	3.5	2	0	2	0
Queens (NC)	11/12/2024		03:10	0-0	.000	0-0	.000	0-0	.000	0	1	1	2.7	1	0	0	0
Utah Tech	11/22/2024		02:54	2-2	1.000	0-0	.000	0-0	.000	1	0	1	2.3	0	0	0	0
Mississippi Val.	11/26/2024		03:36	0-1	.000	0-0	.000	0-0	.000	1	0	1	2.0	1	1	0	0
Florida A&M	12/17/2024		02:33	0-0	.000	0-0	.000	0-0	.000	0	0	0	1.7	0	0	0	0
Oklahoma St.	01/11/2025		00:11	0-0	.000	0-0	.000	0-0	.000	0	0	0	1.4	0	0	0	0
Totals		0	27:19	2-3	.667	0-0	.000	1-2	.500	4	6	10	1.4	6	3	2	0

Player Averages

Games Played	Minutes/ game	Points/ game	FG Pct	3FG Pct	FT Pct	Rebounds/ game	Assists/ game	Turnovers/ game	Assist/Turnover ratio	Steals/ game	Blocks/ game
7	3.9	0.7	66.7	0.0	50.0	1.4	0.4	0.3	1.5	0.0	0.0

JOUL KARRAM CAREER STATISTICS

				Field Goals		3-Point		F-Throws		Rebounds									Scoring	
SEASON	TEAM	GP-GS	MIN/AVG	FG-FGA	FG%	3FG-3FGA	3FG%	FT-FTA	FT%	OFF	DEF	TOT	AVG	PF-FO	A	TO	BLK	STL	PTS	AVG
2024-25	Utah	7-0	27/3.9	2-3	.667	0-0	.000	1-2	.500	4	6	10	1.4	6-0	3	2	0	0	5	0.7
TOTAL		7-0	27/3.9	2-3	.667	0-0	.000	1-2	.500	4	6	10	1.4	6-0	3	2	0	0	5	0.7



#6
SMITH
BRADY

Sophomore • Guard • 6-1 • 175
Logan, Utah • Green Canyon HS
Salt Lake CC

Stat	2024-25 Season High	Career High
Points	2, FLORIDA A&M, 12/17/24	3, at Casper College, 11/3/23
Rebounds	1, Mississippi Valley State, 11/26/24	2, 2x, Last vs. GILLETTE COLLEGE, 11/4/23
Assists	1, FLORIDA A&M, 12/17/24	1, 2x, Last vs. FLORIDA A&M, 12/17/24
Blocks	--	--
Steals	--	1, at Central Wyoming College, 11/1/23
FGs Made	1, FLORIDA A&M, 12/17/24	Same
FGs Attempted	2, 2x, Last vs. Mississippi Valley State, 11/26/24	2, 3x, Last vs. Mississippi Valley State, 11/26/24
3FGs Made	0, 2x, Last vs. QUEENS, 11/12/24	0, 3x, Last vs. QUEENS, 11/12/24
3FGs Attempted	1, 2x, Last vs. QUEENS, 11/12/24	1, 3x, Last vs. QUEENS, 11/12/24
FTs Made	--	3, at Casper College, 11/3/23
FTs Attempted	--	4, at Casper College, 11/3/23

2024-25 SEASON HIGHLIGHTS

- Transferred in from SLCC
- Middle son of head coach Craig Smith
- Oldest brother, Landon, is the director of administration and operations for the Runnin' Utes
- Made his Runnin' Utes/DI debut in season-opener vs. Alcorn State
- First-career basket and points at the Division I level vs. Florida A&M

2024-25 GAME-BY-GAME STATISTICS

Opponent	Date	GS	MIN	Total		3-Pointers		Free throws		Rebounds				PF	A	TO	BLK	STL	PTS	AVG
				FG-FGA	PCT	3FG-3FGA	PCT	FT-FTA	PCT	OFF	DEF	TOT	AVG							
Alcorn	11/04/2024		02:21	0-1	.000	0-0	.000	0-0	.000	0	0	0	0.0	0	0	0	0	0	0	0.0
Central Ark.	11/07/2024		02:07	0-1	.000	0-1	.000	0-0	.000	0	0	0	0.0	0	0	0	0	0	0	0.0
Queens (NC)	11/12/2024		02:08	0-2	.000	0-1	.000	0-0	.000	0	0	0	0.0	0	0	0	0	0	0	0.0
Utah Tech	11/22/2024		02:03	0-1	.000	0-0	.000	0-0	.000	0	0	0	0.0	0	0	0	0	0	0	0.0
Mississippi Val.	11/26/2024		03:36	0-2	.000	0-0	.000	0-0	.000	0	1	1	0.2	0	0	0	0	0	0	0.0
Florida A&M	12/17/2024		02:33	1-1	1.000	0-0	.000	0-0	.000	0	0	0	0.2	0	1	0	0	0	2	0.3
Texas Tech	01/04/2025		00:36	0-0	.000	0-0	.000	0-0	.000	0	0	0	0.1	0	0	0	0	0	0	0.3
Oklahoma St.	01/11/2025		00:44	0-0	.000	0-0	.000	0-0	.000	0	0	0	0.1	0	0	0	0	0	0	0.3
Totals		0	16:08	1-8	.125	0-2	.000	0-0	.000	0	1	1	0.1	0	1	0	0	0	2	0.3

Player Averages

Games Played	Minutes/ game	Points/ game	FG Pct	3FG Pct	FT Pct	Rebounds/ game	Assists/ game	Turnovers/ game	Assist/Turnover ratio	Steals/ game	Blocks/ game
8	2.0	0.3	12.5	0.0	0.0	0.1	0.1	0.0	1.0	0.0	0.0

BRADY SMITH CAREER STATISTICS

				Field Goals		3-Point		F-Throws		Rebounds				Scoring						
SEASON	TEAM	GP-GS	MIN/AVG	FG-FGA	FG%	3FG-3FGA	3FG%	FT-FTA	FT%	OFF	DEF	TOT	AVG	PF-FO	A	TO	BLK	STL	PTS	AVG
2024-25	Utah	8-0	16/2.0	1-8	.125	0-2	.000	0-0	.000	0	1	1	0.1	0-0	1	0	0	0	2	0.3
TOTAL		8-0	16/2.0	1-8	.125	0-2	.000	0-0	.000	0	1	1	0.1	0-0	1	0	0	0	2	0.3



#8

**DAWES
KEANU**Sophomore • Forward • 6-9 • 220
Houston, Texas • Stratford HS
Rice

Stat	2024-25 Season High	Career High
Points	16, 2x, Last at TCU, 1/15/25	18, LOUISIANA, 12/22/23
Rebounds	12, vs. #RV/RV Mississippi State, 11/17/24	Same
Assists	5, CENTRAL ARKANSAS, 11/7/24	Same
Blocks	2, CENTRAL ARKANSAS, 11/7/24	2, 3x, Last vs. CENTRAL ARKANSAS, 11/7/24
Steals	2, QUEENS, 11/12/24	3, UT MARTIN, 11/30/23
FGs Made	8, OKLAHOMA STATE, 1/11/25	Same
FGs Attempted	10, 2x, Last at TCU, 1/15/25	11, LOUISIANA, 12/22/23
3FGs Made	2, 2x, Last at West Virginia, 2/8/25	4, LOUISIANA, 12/22/23
3FGs Attempted	3, 3x, Last at West Virginia, 2/8/25	7, LOUISIANA, 12/22/23
FTs Made	6, #RV/RV TEXAS TECH, 1/4/25	7, 2x, Last at Memphis, 1/31/24
FTs Attempted	8, #RV/RV TEXAS TECH, 1/4/25	10, at Memphis, 1/31/24

2024-25 SEASON HIGHLIGHTS

- Transferred from Rice
- 2023-24 AAC All-Freshman Team
- Grew up in SLC before moving to Houston his 7th grade year
- Grandparents were Utah FB and MBB season ticket holders
- Mom played volleyball and basketball at Utah State Eastern
- Uncle (Derek Dawes) played basketball at BYU

- Had 13pts with team-high 6rebs on 4-5 shooting in Runnin' Ute debut
- Filled stat sheet with 7pts, 11rebs, 5asts, 2blks and 1stl vs. UCA
- Was efficient on the floor, scoring 8pts, 7rebs, 2stls in 17mins of action
- 1st career double-double with 13pts & career-high 12rebs vs. Mississippi State
- Season-high 14pts with 9rebs on 6-9 shooting vs. Utah Tech
- Came off the bench with 11pts, 5rebs on 6-8 from FT line
- Season-high 16pts with 9rebs to give Utah its first Big 12 vs. Oklahoma State

- 2nd-straight game with 16pts, this time at TCU with 6rebs on 7-10 shooting
- Had 12pts off the bench with 9rebs to help Utah defeat Cincinnati 69-66
- Chipped in with 10pts off the bench on 4-5 shooting at Oklahoma State
- 2nd career double-double with 14pts & 11rebs off the bench at WVU
- Pulled down 10rebs (30REB) off the bench in upset over #17/20 Kansas

2024-25 GAME-BY-GAME STATISTICS

Opponent	Date	GS	MIN	Total		3-Pointers		Free throws		Rebounds				PF	A	TO	BLK	STL	PTS	AVG
				FG-FGA	PCT	3FG-3FGA	PCT	FT-FTA	PCT	OFF	DEF	TOT	AVG							
Alcorn	11/04/2024		20:05	4-5	.800	2-3	.667	3-4	.750	2	4	6	6.0	3	1	1	1	1	13	13.0
Central Ark.	11/07/2024		25:17	1-6	.167	0-3	.000	5-6	.833	4	7	11	8.5	2	5	2	2	1	7	10.0
Queens (NC)	11/12/2024		17:22	3-4	.750	0-1	.000	2-2	1.000	2	5	7	8.0	3	0	2	0	2	8	9.3
vs Mississippi St.	11/17/2024		25:04	6-8	.750	0-2	.000	1-2	.500	3	9	12	9.0	5	0	2	1	1	13	10.3
Utah Tech	11/22/2024		20:57	6-9	.667	1-2	.500	1-4	.250	3	6	9	9.0	1	2	1	1	0	14	11.0
Mississippi Val.	11/26/2024		15:43	1-1	1.000	0-0	.000	4-4	1.000	1	4	5	8.3	5	1	0	1	0	6	10.2
Eastern Wash.	11/30/2024		03:53	0-0	.000	0-0	.000	0-0	.000	0	0	0	7.1	2	0	0	0	0	0	8.7
Saint Mary's (CA)	12/07/2024		03:25	1-1	1.000	0-0	.000	0-0	.000	1	0	1	6.4	1	0	0	0	1	2	7.9
Florida A&M	12/17/2024		10:38	2-2	1.000	0-0	.000	0-0	.000	1	0	1	5.8	1	1	0	0	0	4	7.4
at Baylor	12/31/2024		11:15	2-4	.500	0-2	.000	3-5	.600	1	2	3	5.5	0	1	0	0	0	7	7.4
Texas Tech	01/04/2025		19:35	2-4	.500	1-2	.500	6-8	.750	2	3	5	5.5	3	0	3	1	0	11	7.7
at Iowa St.	01/07/2025		01:59	0-0	.000	0-0	.000	0-0	.000	0	0	0	5.0	1	0	0	0	0	0	7.1
Oklahoma St.	01/11/2025		20:58	8-10	.800	0-1	.000	0-0	.000	2	7	9	5.3	1	2	2	1	0	16	7.8
at TCU	01/15/2025		22:52	7-10	.700	0-1	.000	2-2	1.000	2	4	6	5.4	0	2	1	1	1	16	8.4
BYU	01/18/2025		10:37	2-4	.500	1-1	1.000	0-2	.000	1	2	3	5.2	2	0	0	0	1	5	8.1
at Houston	01/22/2025		25:04	2-4	.500	1-1	1.000	2-4	.500	3	6	9	5.4	3	1	2	0	0	7	8.1
Baylor	01/25/2025		18:59	0-2	.000	0-1	.000	0-0	.000	0	1	1	5.2	3	0	1	1	1	0	7.6
Cincinnati	01/28/2025		30:25	4-5	.800	1-2	.500	3-3	1.000	1	8	9	5.4	1	1	4	1	1	12	7.8
at Oklahoma St.	02/01/2025		15:23	4-5	.800	0-0	.000	2-3	.667	3	0	3	5.3	3	0	0	0	1	10	7.9
Colorado	02/05/2025		15:00	0-2	.000	0-0	.000	1-2	.500	1	2	3	5.2	1	2	0	0	0	1	7.6
at West Virginia	02/08/2025		21:30	4-7	.571	2-3	.667	4-5	.800	3	8	11	5.4	2	1	1	0	1	14	7.9
at Cincinnati	02/11/2025		19:49	2-3	.667	1-1	1.000	0-0	.000	2	3	5	5.4	2	0	0	0	0	5	7.8
Kansas	02/15/2025		17:16	0-1	.000	0-1	.000	2-2	1.000	2	8	10	5.6	1	1	0	0	1	2	7.5
Kansas St.	02/17/2025		11:30	1-3	.333	0-1	.000	2-3	.667	3	5	8	5.7	0	0	0	0	0	4	7.4
Totals		0	404:37	62-100	.620	10-28	.357	43-61	.705	43	94	137	5.7	46	21	22	11	13	177	7.4

Player Averages

Games Played	Minutes/game	Points/game	FG Pct	3FG Pct	FT Pct	Rebounds/game	Assists/game	Turnovers/game	Assist/Turnover ratio	Steals/game	Blocks/game
24	16.9	7.4	62.0	35.7	70.5	5.7	0.9	0.9	1.0	0.5	0.5

KEANU DAWES CAREER STATISTICS

				Field Goals		3-Point		F-Throws		Rebounds										Scoring	
SEASON	TEAM	GP-GS	MIN/AVG	FG-FGA	FG%	3FG-3FGA	3FG%	FT-FTA	FT%	OFF	DEF	TOT	AVG	PF-FO	A	TO	BLK	STL	PTS	AVG	
2023-24	Rice	32-23	756/23.6	71-173	.410	21-73	.288	48-68	.706	25	107	132	4.1	52-0	29	34	14	26	211	6.6	
2024-25	Utah	24-0	405/16.9	62-100	.620	10-28	.357	43-61	.705	43	94	137	5.7	46-2	21	22	11	13	177	7.4	
TOTAL FOR Utah		24-0	405/16.9	62-100	.620	10-28	.357	43-61	.705	43	94	137	5.7	46-2	21	22	11	13	177	7.4	
TOTAL		56-23	1160/20.7	133-273	.487	31-101	.307	91-129	.705	68	201	269	4.8	98-2	50	56	25	39	388	6.9	



#9
HUANG
JERRY

Redshirt Freshman • Guard • 6-2 • 185
Taipei, Taiwan • Wasatch Academy

Stat	2024-25 Season High	Career High
Points	2, 2x, Last vs. FLORIDA A&M, 12/17/24	Same
Rebounds	1, 2x, Last vs. Mississippi Valley State, 11/26/24	Same
Assists	1, Mississippi Valley State, 11/26/24	Same
Blocks	--	--
Steals	--	--
FGs Made	1, 2x, Last vs. FLORIDA A&M, 12/17/24	Same
FGs Attempted	2, QUEENS, 11/12/24	Same
3FGs Made	0, 2x, Last vs. QUEENS, 11/12/24	Same
3FGs Attempted	1, 2x, Last vs. QUEENS, 11/12/24	Same
FTs Made	1, OKLAHOMA STATE, 1/11/25	Same
FTs Attempted	2, OKLAHOMA STATE, 1/11/25	Same

2024-25 SEASON HIGHLIGHTS

- Redshirted the 2023-24 season
- Played for Chinese-Taipei National Team at 2024 Jones Cup in his hometown of Taipei this summer
- Made his collegiate debut with 2:21 left in the 2nd half vs. Alcorn State
- First collegiate basket came on a put-back with 1:24 left to play vs. Queens
- Scored with a reverse lay-up in 89-59 victory over Florida A&M
- First-career free-throws, hitting 1-of-2 vs. Oklahoma State

2024-25 RUNNIN' UTES BASKETBALL

Opponent	Date	GS	MIN	Total		3-Pointers		Free throws		Rebounds				PF				PTS	AVG
				FG-FGA	PCT	3FG-3FGA	PCT	FT-FTA	PCT	OFF	DEF	TOT	AVG	A	TO	BLK	STL		
Alcorn	11/04/2024		02:21	0-1	.000	0-1	.000	0-0	.000	0	0	0	0.0	0	0	0	0	0	0.0
Central Ark.	11/07/2024		02:07	0-0	.000	0-0	.000	0-0	.000	0	0	0	0.0	0	0	0	0	0	0.0
Queens (NC)	11/12/2024		02:08	1-2	.500	0-1	.000	0-0	.000	1	0	1	0.3	0	0	0	0	2	0.7
Utah Tech	11/22/2024		02:01	0-0	.000	0-0	.000	0-0	.000	0	0	0	0.3	0	0	0	0	0	0.5
Mississippi Val.	11/26/2024		04:45	0-1	.000	0-0	.000	0-0	.000	0	1	1	0.4	0	1	0	0	0	0.4
Florida A&M	12/17/2024		02:33	1-1	1.000	0-0	.000	0-0	.000	0	0	0	0.3	0	0	0	0	2	0.7
Texas Tech	01/04/2025		00:36	0-0	.000	0-0	.000	0-0	.000	0	0	0	0.3	0	0	0	0	0	0.6
Oklahoma St.	01/11/2025		00:44	0-0	.000	0-0	.000	1-2	.500	0	0	0	0.3	0	0	0	0	1	0.6
Totals		0	17:15	2-5	.400	0-2	.000	1-2	.500	1	1	2	0.3	0	1	0	0	5	0.6

Player Averages

Games Played	Minutes/ game	Points/ game	FG Pct	3FG Pct	FT Pct	Rebounds/ game	Assists/ game	Turnovers/ game	Assist/Turnover ratio	Steals/ game	Blocks/ game
8	2.2	0.6	40.0	0.0	50.0	0.3	0.1	0.0	1.0	0.0	0.0

JERRY HUANG CAREER STATISTICS

				Field Goals		3-Point		F-Throws		Rebounds									Scoring	
SEASON	TEAM	GP-GS	MIN/AVG	FG-FGA	FG%	3FG-3FGA	3FG%	FT-FTA	FT%	OFF	DEF	TOT	AVG	PF-FO	A	TO	BLK	STL	PTS	AVG
2024-25	Utah	8-0	17/2.2	2-5	.400	0-2	.000	1-2	.500	1	1	2	0.3	0-0	1	0	0	0	5	0.6
TOTAL		8-0	17/2.2	2-5	.400	0-2	.000	1-2	.500	1	1	2	0.3	0-0	1	0	0	0	5	0.6



#10

WAHLIN
JAKESophomore • Forward • 6-10 • 212
Provo, Utah • Timpview HS

Stat	2024-25 Season High	Career High
Points	16, OKLAHOMA STATE, 1/11/25	Same
Rebounds	12, #17/20 KANSAS, 2/15/25	Same
Assists	3, 7x, Last vs. #17/20 KANSAS, 2/15/25	Same
Blocks	4, CENTRAL ARKANSAS, 11/7/24	Same
Steals	6, CENTRAL ARKANSAS, 11/7/24	Same
FGs Made	5, OKLAHOMA STATE, 1/11/25	Same
FGs Attempted	9, QUEENS, 11/12/24	Same
3FGs Made	3, OKLAHOMA STATE, 1/11/25	Same
3FGs Attempted	5, #RV/RV TEXAS TECH, 1/4/25	Same
FTs Made	3, 3x, Last vs. OKLAHOMA STATE, 1/11/25	Same
FTs Attempted	4, 3x, Last vs. EASTERN WASHINGTON, 11/30/24	4, 4x, Last vs. EASTERN WASHINGTON, 11/30/24

2024-25 SEASON HIGHLIGHTS

- Made his 1st career start vs. Alcorn State, posting 7pts, 6rebs, 3asts, 2stls
- Tallied 9pts with 6stls, 4blks an 3rebs against UCA
- Tallied 8pts, 10rebs & 2blks despite being sick last few days before
- Filled stat sheet with 7pts (3-3 FGm), 5rebs, 3asts, 1blk and 1stl vs. Florida A&M
- Career-high 10pts on 4-8 from the field in loss vs. #RV/RV Texas Tech
- Career-high 16pts on perfect shooting night vs. Oklahoma State for Big 12 win
- Pulled down career-high 11rebs with 8pts at TCU in front of 40+ family/friends
- Had 9rebs with 2blks and 2pts in win over BYU at home
- Recorded 8pts with 6rebs on 4-7 shooting in win over Cincinnati at home
- Scored 9pts on 2-3 from 3-point range with 4rebs in win vs. Colorado
- 1st career double-double with 10pts & career-high 12rebs in win over #17 Kansas
- Posted 7pts with 8rebs and 3blks in win over Kansas State

2024-25 GAME-BY-GAME STATISTICS

Opponent	Date	GS	MIN	Total		3-Pointers		Free throws		Rebounds				PF	A	TO	BLK	STL	PTS	AVG
				FG-FGA	PCT	3FG-3FGA	PCT	FT-FTA	PCT	OFF	DEF	TOT	AVG							
Alcorn	11/04/2024	*	25:37	3-6	.500	1-4	.250	0-0	.000	2	4	6	6.0	4	3	1	0	2	7	7.0
Central Ark.	11/07/2024	*	29:18	3-3	1.000	2-2	1.000	1-2	.500	1	2	3	4.5	1	1	0	4	6	9	8.0
Queens (NC)	11/12/2024	*	25:50	3-9	.333	1-3	.333	1-4	.250	3	7	10	6.3	2	1	0	2	1	8	8.0
vs Mississippi St.	11/17/2024	*	19:17	1-2	.500	1-2	.500	0-0	.000	1	1	2	5.3	4	1	1	0	1	3	6.8
Utah Tech	11/22/2024	*	24:58	1-5	.200	0-1	.000	3-4	.750	1	5	6	5.4	3	3	2	1	1	5	6.4
Mississippi Val.	11/26/2024		16:25	1-3	.333	1-2	.500	0-0	.000	0	2	2	4.8	1	3	0	0	0	3	5.8
Eastern Wash.	11/30/2024		19:59	1-1	1.000	0-0	.000	3-4	.750	2	4	6	5.0	2	0	0	0	0	5	5.7
Saint Mary's (CA)	12/07/2024		14:21	0-2	.000	0-1	.000	0-0	.000	2	4	6	5.1	3	0	0	0	0	0	5.0
Radford	12/14/2024		19:39	3-6	.500	0-2	.000	2-2	1.000	1	0	1	4.7	3	3	0	1	0	8	5.3
Florida A&M	12/17/2024		17:14	3-3	1.000	1-1	1.000	0-0	.000	1	4	5	4.7	1	3	0	1	1	7	5.5
vs Iowa	12/21/2024		08:32	1-2	.500	0-1	.000	0-0	.000	1	1	2	4.5	1	1	1	0	0	2	5.2
at Baylor	12/31/2024		15:57	1-4	.250	0-3	.000	2-2	1.000	1	0	1	4.2	2	0	2	0	3	4	5.1
Texas Tech	01/04/2025		24:57	4-8	.500	2-5	.400	0-2	.000	2	1	3	4.1	1	0	1	1	0	10	5.5
at Iowa St.	01/07/2025		11:41	1-2	.500	0-0	.000	0-0	.000	0	1	1	3.9	1	0	0	0	0	2	5.2
Oklahoma St.	01/11/2025	*	28:18	5-5	1.000	3-3	1.000	3-3	1.000	1	3	4	3.9	1	3	0	0	1	16	5.9
at TCU	01/15/2025	*	33:26	3-6	.500	1-2	.500	1-2	.500	1	10	11	4.3	3	1	0	1	1	8	6.1
BYU	01/18/2025	*	31:50	1-6	.167	0-3	.000	0-0	.000	1	8	9	4.6	2	1	1	2	0	2	5.8
at Houston	01/22/2025	*	24:28	2-7	.286	0-2	.000	1-2	.500	3	2	5	4.6	1	2	0	0	0	5	5.8
Baylor	01/25/2025	*	17:48	2-7	.286	0-2	.000	0-0	.000	4	2	6	4.7	1	1	0	0	0	4	5.7
Cincinnati	01/28/2025	*	28:30	4-7	.571	0-0	.000	0-2	.000	3	3	6	4.8	4	1	1	1	0	8	5.8
at Oklahoma St.	02/01/2025	*	29:16	3-5	.600	1-3	.333	0-0	.000	1	4	5	4.8	5	0	1	0	0	7	5.9
Colorado	02/05/2025	*	25:11	3-6	.500	2-3	.667	1-1	1.000	1	3	4	4.7	3	1	1	0	0	9	6.0
at West Virginia	02/08/2025	*	27:04	4-7	.571	2-2	1.000	0-0	.000	2	2	4	4.7	4	1	0	0	1	10	6.2
at Cincinnati	02/11/2025	*	27:06	2-5	.400	1-2	.500	0-0	.000	2	5	7	4.8	4	2	1	1	0	5	6.1
Kansas	02/15/2025	*	31:55	3-7	.429	2-4	.500	2-2	1.000	3	9	12	5.1	3	3	1	0	1	10	6.3
Kansas St.	02/17/2025	*	32:54	3-6	.500	1-3	.333	0-0	.000	1	7	8	5.2	0	2	1	3	1	7	6.3
Totals			17 611:31	61-130	.469	22-56	.393	20-32	.625	41	94	135	5.2	60	37	15	18	20	164	6.3

Player Averages

Games Played	Minutes/game	Points/game	FG Pct	3FG Pct	FT Pct	Rebounds/game	Assists/game	Turnovers/game	Assist/Turnover ratio	Steals/game	Blocks/game
26	23.5	6.3	46.9	39.3	62.5	5.2	1.4	0.6	2.5	0.8	0.7

JAKE WAHLIN CAREER STATISTICS

				Field Goals		3-Point		F-Throws		Rebounds				Scoring						
SEASON	TEAM	GP-GS	MIN/AVG	FG-FGA	FG%	3FG-3FGA	3FG%	FT-FTA	FT%	OFF	DEF	TOT	AVG	PF-FO	A	TO	BLK	STL	PTS	AVG
2023-24	Utah	20-0	114/5.7	6-20	.300	1-11	.091	1-4	.250	11	18	29	1.5	21-0	4	4	3	1	14	0.7
2024-25	Utah	26-17	612/23.5	61-130	.469	22-56	.393	20-32	.625	41	94	135	5.2	60-1	37	15	18	20	164	6.3
TOTAL		46-17	725/15.8	67-150	.447	23-67	.343	21-36	.583	52	112	164	3.6	81-1	41	19	21	21	178	3.9



#11
LOHNER
CALEB

5th • Forward • 6-7 • 250
Flower Mound, Texas • Wasatch Academy
BYU / Baylor

Stat	2024-25 Season High	Career High
Points	9, #RV/RV TEXAS TECH, 1/4/25	20, LONG BEACH STATE, 3/16/22
Rebounds	7, at #25/21 Baylor, 12/31/24	14, vs. South Florida, 12/22/21
Assists	4, FLORIDA A&M, 12/17/24	6, PORTLAND, 1/21/21
Blocks	2, #RV/RV BAYLOR, 1/25/25	2, 2x, Last vs. #RV/RV BAYLOR, 1/25/25
Steals	1, 5x, Last vs. #17/20 KANSAS, 2/15/25	4, WESTMINSTER, 11/25/20
FGs Made	4, 2x, Last vs. #RV/RV TEXAS TECH, 1/4/25	9, LONG BEACH STATE, 3/16/22
FGs Attempted	11, #RV/RV TEXAS TECH, 1/4/25	12, SAN DIEGO STATE, 11/12/21
3FGs Made	0, 3x, Last vs. #RV/RV TEXAS TECH, 1/4/25	5, at Pacific, 2/18/21
3FGs Attempted	1, 3x, Last vs. #RV/RV TEXAS TECH, 1/4/25	6, at Pacific, 2/18/21
FTs Made	2, 2x, Last vs. Iowa, 12/21/24	4, 3x, Last at Missouri State, 12/4/21
FTs Attempted	6, FLORIDA A&M, 12/17/24	7, at LMU, 2/20/21

2024-25 SEASON HIGHLIGHTS

- 12 appearances with 4 REC, 4 TD, Blocked FG and 1 Tackle with Utah Football
- Posted 8pts with 5rebs and 1stl on 4-9 shooting in debut vs. St. Mary's
- Had 8pts on 3-3 shooting with 4rebs, 4asts and 1stl in win vs. Florida A&M
- 1st career start as a Ute, scoring a season-high 9pts with 4rebs vs. Texas Tech

2024-25 GAME-BY-GAME STATISTICS

Opponent	Date	GS	MIN	Total		3-Pointers		Free throws		Rebounds				PF	A	TO	BLK	STL	PTS	
				FG-FGA	PCT	3FG-3FGA	PCT	FT-FTA	PCT	OFF	DEF	TOT	AVG							
Saint Mary's (CA)	12/07/2024		19:60	4-9	.444	0-1	.000	0-3	.000	2	3	5	5.0	2	0	1	0	1	8	8.0
Radford	12/14/2024		16:00	2-4	.500	0-0	.000	0-1	.000	1	3	4	4.5	1	1	0	0	0	4	6.0
Florida A&M	12/17/2024		20:52	3-3	1.000	0-0	.000	2-6	.333	2	2	4	4.3	5	4	2	0	1	8	6.7
vs Iowa	12/21/2024		21:39	2-4	.500	0-1	.000	2-4	.500	1	4	5	4.5	3	2	1	0	1	6	6.5
at Baylor	12/31/2024		16:50	2-4	.500	0-0	.000	0-0	.000	1	6	7	5.0	2	2	3	1	0	4	6.0
Texas Tech	01/04/2025	*	20:03	4-11	.364	0-1	.000	1-2	.500	2	2	4	4.8	2	1	0	0	0	9	6.5
at Iowa St.	01/07/2025		11:22	1-1	1.000	0-0	.000	0-0	.000	1	0	1	4.3	1	3	2	0	0	2	5.9
Oklahoma St.	01/11/2025		08:52	0-1	.000	0-0	.000	0-0	.000	1	0	1	3.9	3	2	2	1	0	0	5.1
at TCU	01/15/2025		01:25	0-0	.000	0-0	.000	0-0	.000	0	0	0	3.4	1	0	0	0	0	0	4.6
BYU	01/18/2025		09:22	1-1	1.000	0-0	.000	0-0	.000	0	2	2	3.3	1	0	0	0	0	2	4.3
at Houston	01/22/2025		11:25	1-1	1.000	0-0	.000	0-0	.000	0	1	1	3.1	1	0	2	0	0	2	4.1
Baylor	01/25/2025		10:59	2-2	1.000	0-0	.000	0-0	.000	0	1	1	2.9	1	0	1	2	0	4	4.1
Cincinnati	01/28/2025		03:35	0-1	.000	0-0	.000	0-0	.000	0	3	3	2.9	0	0	0	0	1	0	3.8
at Oklahoma St.	02/01/2025		03:20	2-2	1.000	0-0	.000	0-0	.000	0	1	1	2.8	2	0	1	0	0	4	3.8
at Cincinnati	02/11/2025		00:03	0-0	.000	0-0	.000	0-0	.000	0	0	0	2.6	0	0	0	0	0	0	3.5
Kansas	02/15/2025		11:30	2-4	.500	0-0	.000	0-0	.000	1	0	1	2.5	2	0	1	0	1	4	3.6
Kansas St.	02/17/2025		07:04	1-2	.500	0-0	.000	0-0	.000	0	0	0	2.4	0	0	1	0	0	2	3.5
Totals		1	194:20	27-50	.540	0-3	.000	5-16	.313	12	28	40	2.4	27	15	17	4	5	59	3.5

Player Averages

Games Played	Minutes/game	Points/game	FG Pct	3FG Pct	FT Pct	Rebounds/game	Assists/game	Turnovers/game	Assist/Turnover ratio	Steals/game	Blocks/game
17	11.4	3.5	54.0	0.0	31.3	2.4	0.9	1.0	0.9	0.3	0.2

CALEB LOHNER CAREER STATISTICS

				Field Goals		3-Point		F-Throws		Rebounds				Scoring						
SEASON	TEAM	GP-GS	MIN/AVG	FG-FGA	FG%	3FG-3FGA	3FG%	FT-FTA	FT%	OFF	DEF	TOT	AVG	PF-FO	A	TO	BLK	STL	PTS	AVG
2020-21	BYU	27-13	643/23.8	67-143	.469	19-57	.333	36-54	.667	49	144	193	7.1	69-4	32	43	2	19	189	7.0
2021-22	BYU	35-31	811/23.2	100-237	.422	13-61	.213	31-56	.554	64	159	223	6.4	98-2	39	59	7	15	244	7.0
2022-23	Baylor	34-0	416/12.2	41-75	.547	4-16	.250	23-36	.639	38	81	119	3.5	64-1	10	30	1	19	109	3.2
2023-24	Baylor	35-0	322/9.2	32-59	.542	3-12	.250	17-22	.773	22	58	80	2.3	33-0	11	15	3	6	84	2.4
2024-25	Utah	17-1	194/11.4	27-50	.540	0-3	.000	5-16	.313	12	28	40	2.4	27-1	15	17	4	5	59	3.5
TOTAL FOR Utah		17-1	194/11.4	27-50	.540	0-3	.000	5-16	.313	12	28	40	2.4	27-1	15	17	4	5	59	3.5
TOTAL		148-45	2387/16.1	267-564	.473	39-149	.262	112-184	.609	185	470	655	4.4	291-8	107	164	17	64	685	4.6





#14

HADDOCK
BRANDONJunior • Guard • 6-1 • 178
Southlake, Texas • Carroll HS

Stat	2024-25 Season High	Career High
Points	--	3, 3x, Last vs. BELLARMINE, 12/20/23
Rebounds	--	1, LONG ISLAND, 11/7/22
Assists	--	2, MISSISSIPPI VALLEY STATE, 11/8/19
Blocks	--	--
Steals	--	1, 2x, Last at Washington, 1/27/24
FGs Made	--	1, 3x, Last vs. OREGON STATE, 1/18/24
FGs Attempted	--	2, 2x, Last vs. CENTRAL ARKANSAS, 12/7/19
3FGs Made	--	1, 3x, Last vs. OREGON STATE, 1/18/24
3FGs Attempted	--	2, CENTRAL ARKANSAS, 12/7/19
FTs Made	--	3, vs. #20/20 San Diego State, 12/21/19
FTs Attempted	--	4, vs. #20/20 San Diego State, 12/21/19

2024-25 SEASON HIGHLIGHTS

•Redshirting

2023-24 GAME-BY-GAME STATISTICS

Opponent	Date	GS	MIN	Total		3-Pointers		Free throws		Rebounds				PF	A	TO	BLK	STL	PTS	AVG
				FG-FGA	PCT	3FG-3FGA	PCT	FT-FTA	PCT	OFF	DEF	TOT	AVG							
Eastern Wash.	11/06/2023		02:14	1-1	1.000	1-1	1.000	0-0	.000	0	0	0	0.0	0	0	0	0	0	3	3.0
UC Riverside	11/10/2023		01:13	0-0	.000	0-0	.000	0-0	.000	0	0	0	0.0	0	0	0	0	0	0	1.5
Bellarmine	12/20/2023		02:14	1-1	1.000	1-1	1.000	0-0	.000	0	0	0	0.0	1	0	0	0	0	3	2.0
Washington St.	12/29/2023		00:52	0-0	.000	0-0	.000	0-0	.000	0	0	0	0.0	0	0	0	0	0	0	1.5
UCLA	01/11/2024		02:18	0-1	.000	0-1	.000	0-0	.000	0	0	0	0.0	0	0	0	0	0	0	1.2
Oregon St.	01/18/2024		03:07	1-1	1.000	1-1	1.000	0-0	.000	0	0	0	0.0	0	0	1	0	0	3	1.5
at Washington St.	01/24/2024		01:19	0-0	.000	0-0	.000	0-0	.000	0	0	0	0.0	0	0	0	0	0	0	1.3
at Washington	01/27/2024		01:13	0-0	.000	0-0	.000	0-0	.000	0	0	0	0.0	0	0	0	0	1	0	1.1
California	03/02/2024		01:33	0-1	.000	0-1	.000	0-0	.000	0	0	0	0.0	0	0	0	0	0	0	1.0
vs Arizona St.	03/13/2024		02:55	0-1	.000	0-1	.000	0-0	.000	0	0	0	0.0	0	0	0	0	0	0	0.9
vs Colorado	03/14/2024		00:27	0-0	.000	0-0	.000	0-0	.000	0	0	0	0.0	0	0	0	0	0	0	0.8
VCU	03/27/2024		00:56	0-0	.000	0-0	.000	0-0	.000	0	0	0	0.0	0	0	0	0	0	0	0.8
Totals		0	20:21	3-6	.500	3-6	.500	0-0	.000	0	0	0	0.0	1	0	1	0	1	9	0.8

Player Averages

Games Played	Minutes/ game	Points/ game	FG Pct	3FG Pct	FT Pct	Rebounds/ game	Assists/ game	Turnovers/ game	Assist/Turnover ratio	Steals/ game	Blocks/ game
12	1.7	0.8	50.0	50.0	0.0	0.0	0.0	0.1	0.0	0.1	0.0

BRANDON HADDOCK CAREER STATISTICS

				Field Goals		3-Point		F-Throws		Rebounds				Scoring						
SEASON	TEAM	GP-GS	MIN/AVG	FG-FGA	FG%	3FG-3FGA	3FG%	FT-FTA	FT%	OFF	DEF	TOT	AVG	PF-FO	A	TO	BLK	STL	PTS	AVG
2019-20	Utah	6-0	19/3.2	0-5	.000	0-3	.000	5-10	.500	0	0	0	0.0	2-0	2	1	0	1	5	0.8
2022-23	Utah	6-0	4/0.7	0-1	.000	0-0	.000	0-2	.000	1	0	1	0.2	0-0	0	0	0	0	0	0.0
2023-24	Utah	12-0	20/1.7	3-6	.500	3-6	.500	0-0	.000	0	0	0	0.0	1-0	0	1	0	1	9	0.8
TOTAL		24-0	44/1.8	3-12	.250	3-9	.333	5-12	.417	1	0	1	0.0	3-0	2	2	0	2	14	0.6



#21
**BAMISILE
AYOMIDE**

Redshirt Freshman • Forward • 6-7 • 207
Lagos, Nigera • Montverde Academy

Stat	2024-25 Season High	Career High
Points	4, ALCORN STATE, 11/4/24	Same
Rebounds	1, 2x, Last vs. FLORIDA A&M, 12/17/24	Same
Assists	--	--
Blocks	--	--
Steals	1, QUEENS, 11/12/24	Same
FGs Made	2, ALCORN STATE, 11/4/24	Same
FGs Attempted	2, 2x, Last vs. QUEENS, 11/12/24	Same
3FGs Made	--	--
3FGs Attempted	--	--
FTs Made	--	--
FTs Attempted	--	--

2023-24 SEASON HIGHLIGHTS

- Redshirted 2023-24 season
- Made collegiate debut vs. Alcorn State when he checked in with 2:21 left
- Scored his first college basket vs. Alcorn State, finishing with 4pts, 1reb
- Scored with a two-handed jam down the baseline vs. Florida A&M

2024-25 RUNNIN' UTES BASKETBALL

Opponent	Date	GS	MIN	Total		3-Pointers		Free throws		Rebounds				PF	A	TO	BLK	STL	PTS	AVG
				FG-FGA	PCT	3FG-3FGA	PCT	FT-FTA	PCT	OFF	DEF	TOT	AVG							
Alcorn	11/04/2024		02:21	2-2	1.000	0-0	.000	0-0	.000	1	0	1	1.0	1	0	0	0	0	4	4.0
Central Ark.	11/07/2024		02:07	0-0	.000	0-0	.000	0-0	.000	0	0	0	0.5	0	0	0	0	0	0	2.0
Queens (NC)	11/12/2024		02:08	1-2	.500	0-0	.000	0-0	.000	0	0	0	0.3	0	0	0	0	1	2	2.0
Utah Tech	11/22/2024		02:03	0-0	.000	0-0	.000	0-0	.000	0	0	0	0.3	0	0	0	0	0	0	1.5
Mississippi Val.	11/26/2024		03:36	0-0	.000	0-0	.000	0-0	.000	0	0	0	0.2	0	0	0	0	0	0	1.2
Florida A&M	12/17/2024		02:33	1-1	1.000	0-0	.000	0-0	.000	0	1	1	0.3	0	0	0	0	0	2	1.3
Totals		0	14:48	4-5	.800	0-0	.000	0-0	.000	1	1	2	0.3	1	0	0	0	1	8	1.3

Player Averages

Games Played	Minutes/ game	Points/ game	FG Pct	3FG Pct	FT Pct	Rebounds/ game	Assists/ game	Turnovers/ game	Assist/Turnover ratio	Steals/ game	Blocks/ game
6	2.5	1.3	80.0	0.0	0.0	0.3	0.0	0.0	0.0	0.2	0.0

AYOMIDE BAMISILE CAREER STATISTICS

			Field Goals		3-Point		F-Throws		Rebounds				Scoring							
SEASON	TEAM	GP-GS	MIN/AVG	FG-FGA	FG%	3FG-3FGA	3FG%	FT-FTA	FT%	OFF	DEF	TOT	AVG	PF-FO	A	TO	BLK	STL	PTS	AVG
2024-25	Utah	6-0	15/2.5	4-5	.800	0-0	.000	0-0	.000	1	1	2	0.3	1-0	0	0	0	1	8	1.3
TOTAL		6-0	15/2.5	4-5	.800	0-0	.000	0-0	.000	1	1	2	0.3	1-0	0	0	0	1	8	1.3



#25

**SHARAVJAMTS
MIKE**Junior • Guard • 6-9 • 195
Ulaanbaatar, Mongolia • ISA
Dayton / San Francisco

Stat	2024-25 Season High	Career High
Points	19, QUEENS, 11/12/24	Same
Rebounds	8, CENTRAL ARKANSAS, 11/7/24	Same
Assists	8, CENTRAL ARKANSAS, 11/7/24	8, 2x, Last vs. CENTRAL ARKANSAS, 11/7/24
Blocks	2, 4x, Last vs. BYU, 1/18/25	2, 6x, Last vs. BYU, 1/18/25
Steals	4, Mississippi Valley State, 11/26/24	Same
FGs Made	8, QUEENS, 11/12/24	Same
FGs Attempted	12, 2x, Last vs. #17/20 KANSAS, 2/15/25	12, 5x, Last vs. #17/20 KANSAS, 2/15/25
3FGs Made	3, 4x, Last vs. FLORIDA A&M, 12/17/24	4, at UNLV, 11/15/22
3FGs Attempted	10, 2x, Last vs. #17/20 KANSAS, 2/15/25	Same
FTs Made	8, at Oklahoma State, 2/1/25	Same
FTs Attempted	8, at Oklahoma State, 2/1/25	Same

2024-25 SEASON HIGHLIGHTS

-Transferred from San Francisco
-Given name is Enkhin-Od Michael Sharavjams

-Was born in Phoenix

-Father Sharavjams Tserenjanhar "Mongolian Shark" was the first Asian Globetrotter

-First Mongolian player to play Division I basketball

-Has 2 rap songs about him

-Has a mural of himself in the capital of Mongolia (Ulaanbaatar)

-Scored 10pts with 5asts in Runnin' Ute debut

-Filled stat sheet with 13pts, 8rebs, 8asts, 2blks and 3stls vs. UCA at home

-Career-high 19pts on 8-11 shooting with 7rebs and 5asts vs. Queens

-Recorded a career-high 4stls with 4pts, 5rebs and 4asts vs. MVSU

-Came off the bench for 15pts on 6-7 shooting and 4asts vs. Florida A&M

-Returned to starting line-up vs. Texas Tech, scoring 8pts with 4asts, 5rebs

-Went 8-8 from the line to finish with 11pts, 5rebs and 5asts at OK State

2024-25 GAME-BY-GAME STATISTICS

Opponent	Date	GS	MIN	Total		3-Pointers		Free throws		Rebounds											
				FG-FGA	PCT	3FG-3FGA	PCT	FT-FTA	PCT	OFF	DEF	TOT	AVG	PF	A	TO	BLK	STL	PTS	AVG	
Alcorn	11/04/2024	*	26:55	4-5	.800	2-3	.667	0-0	.000	0	2	2	2.0	0	5	2	1	1	10	10.0	
Central Ark.	11/07/2024	*	30:49	4-12	.333	3-10	.300	2-2	1.000	0	8	8	5.0	1	8	0	2	3	13	11.5	
Queens (NC)	11/12/2024	*	31:18	8-11	.727	3-4	.750	0-1	.000	0	7	7	5.7	1	5	1	1	1	19	14.0	
vs Mississippi St.	11/17/2024	*	21:12	3-6	.500	0-1	.000	0-0	.000	1	4	5	5.5	5	1	1	0	0	6	12.0	
Utah Tech	11/22/2024	*	25:30	5-10	.500	0-4	.000	0-0	.000	1	3	4	5.2	3	5	2	1	1	10	11.6	
Mississippi Val.	11/26/2024	*	23:48	2-7	.286	0-4	.000	0-0	.000	2	3	5	5.2	1	4	0	0	4	4	10.3	
Eastern Wash.	11/30/2024	*	22:42	1-9	.111	0-1	.000	0-0	.000	1	4	5	5.1	0	0	2	0	0	2	9.1	
Saint Mary's (CA)	12/07/2024	*	07:26	0-1	.000	0-0	.000	0-0	.000	0	1	1	4.6	1	1	2	0	0	0	8.0	
Radford	12/14/2024	*	03:49	1-1	1.000	0-0	.000	0-0	.000	0	2	2	4.3	0	0	1	0	1	2	7.3	
Florida A&M	12/17/2024		17:39	6-7	.857	3-4	.750	0-0	.000	0	2	2	4.1	1	4	0	0	1	15	8.1	
vs Iowa	12/21/2024		15:42	3-4	.750	0-0	.000	0-2	.000	0	3	3	4.0	3	5	3	2	2	6	7.9	
at Baylor	12/31/2024		17:20	1-7	.143	1-4	.250	0-0	.000	0	0	0	3.7	2	3	0	1	0	3	7.5	
Texas Tech	01/04/2025	*	25:53	3-10	.300	2-5	.400	0-0	.000	3	1	4	3.7	2	5	2	0	0	8	7.5	
at Iowa St.	01/07/2025	*	25:14	1-3	.333	1-3	.333	2-3	.667	1	2	3	3.6	4	2	2	0	1	5	7.4	
Oklahoma St.	01/11/2025	*	24:33	3-7	.429	1-4	.250	1-2	.500	1	3	4	3.7	3	2	3	2	1	8	7.4	
at TCU	01/15/2025	*	18:34	3-6	.500	2-4	.500	2-2	1.000	0	3	3	3.6	4	1	1	0	0	10	7.6	
BYU	01/18/2025	*	34:47	2-6	.333	2-4	.500	2-3	.667	0	4	4	3.6	0	2	1	2	0	8	7.6	
at Houston	01/22/2025	*	10:40	0-2	.000	0-1	.000	0-0	.000	0	1	1	3.5	1	0	3	1	0	0	7.2	
Baylor	01/25/2025	*	12:32	0-1	.000	0-1	.000	0-0	.000	0	1	1	3.4	2	0	0	0	0	0	6.8	
Cincinnati	01/28/2025	*	28:17	3-5	.600	1-1	1.000	0-2	.000	2	3	5	3.5	2	2	2	0	1	7	6.8	
at Oklahoma St.	02/01/2025	*	32:12	1-5	.200	1-3	.333	8-8	1.000	2	3	5	3.5	2	5	2	1	1	11	7.0	
Colorado	02/05/2025	*	20:14	0-0	.000	0-0	.000	2-5	.400	1	2	3	3.5	2	0	1	1	1	2	6.8	
at West Virginia	02/08/2025	*	22:11	3-7	.429	0-3	.000	2-2	1.000	0	1	1	3.4	3	2	2	0	0	8	6.8	
at Cincinnati	02/11/2025	*	23:13	3-5	.600	2-4	.500	0-0	.000	1	2	3	3.4	4	2	1	1	0	8	6.9	
Kansas	02/15/2025	*	30:02	3-12	.250	2-10	.200	1-2	.500	2	0	2	3.3	3	3	1	1	1	9	7.0	
Kansas St.	02/17/2025	*	17:12	2-7	.286	0-2	.000	0-0	.000	0	2	2	3.3	3	1	1	0	0	4	6.8	
Totals		23	569:43	65-156	.417	26-80	.325	22-34	.647	18	67	85	3.3	53	68	36	17	20	178	6.8	

Player Averages

Games Played	Minutes/game	Points/game	FG Pct	3FG Pct	FT Pct	Rebounds/game	Assists/game	Turnovers/game	Assist/Turnover ratio	Steals/game	Blocks/game
26	21.9	6.8	41.7	32.5	64.7	3.3	2.6	1.4	1.9	0.8	0.7

MIKE SHARAVJAMTS CAREER STATISTICS

				Field Goals		3-Point		F-Throws		Rebounds				Scoring						
SEASON	TEAM	GP-GS	MIN/AVG	FG-FGA	FG%	3FG-3FGA	3FG%	FT-FTA	FT%	OFF	DEF	TOT	AVG	PF-FO	A	TO	BLK	STL	PTS	AVG
2022-23	UD	32-20	740/23.1	64-165	.388	29-92	.315	21-31	.677	6	56	62	1.9	66-2	83	48	11	14	178	5.6
2023-24	USF	34-34	850/25.0	97-229	.424	41-114	.360	28-34	.824	15	87	102	3.0	67-2	91	49	15	32	263	7.7
2024-25	Utah	26-23	570/21.9	65-156	.417	26-80	.325	22-34	.647	18	67	85	3.3	53-1	68	36	17	20	178	6.8
TOTAL FOR Utah		26-23	570/21.9	65-156	.417	26-80	.325	22-34	.647	18	67	85	3.3	53-1	68	36	17	20	178	6.8
TOTAL		92-77	2159/23.5	226-550	.411	96-286	.336	71-99	.717	39	210	249	2.7	186-5	242	133	43	66	619	6.7



#31
TRAORE
IBI

Freshman • Forward • 6-9 • 220
Bamako, Mali • West Oaks Academy

Stat	2024-25 Season High	Career High
Points	--	--
Rebounds	--	--
Assists	--	--
Blocks	--	--
Steals	--	--
FGs Made	--	--
FGs Attempted	--	--
3FGs Made	--	--
3FGs Attempted	--	--
FTs Made	--	--
FTs Attempted	--	--

2024-25 SEASON HIGHLIGHTS
-Originally committed to Oregon
-Suffered season-ending injury ahead of 2024-25 season-opener

2024-25 GAME-BY-GAME STATISTICS





#32
KELLER
ZACH

Junior • Forward • 6-10 • 235
Highlands Ranch, Colo. • ThunderRidge HS
Wake Forest

Stat	2024-25 Season High	Career High
Points	12, #RV/RV TEXAS TECH, 1/4/25	Same
Rebounds	4, at #3/3 Iowa State, 1/7/25	6, NJIT, 12/9/23
Assists	4, FLORIDA A&M, 12/17/24	Same
Blocks	1, at #25/21 Baylor, 12/31/24	3, PRESBYTERIAN, 12/21/23
Steals	2, COLORADO, 2/5/25	2, 4x, Last vs. COLORADO, 2/5/25
FGs Made	6, #RV/RV TEXAS TECH, 1/4/25	Same
FGs Attempted	7, #RV/RV TEXAS TECH, 1/4/25	9, vs. Utah, 11/16/23
3FGs Made	1, 2x, Last vs. #RV/RV BAYLOR, 1/25/25	2, 3x, Last vs. NJIT, 12/9/23
3FGs Attempted	2, Mississippi Valley State, 11/26/24	4, 3x, Last vs. NJIT, 12/9/23
FTs Made	2, 2x, Last vs. CINCINNATI, 1/28/25	4, at Clemson, 12/2/22
FTs Attempted	3, Mississippi Valley State, 11/26/24	6, at Clemson, 12/2/22

2024-25 SEASON HIGHLIGHTS

- Transferred from Wake Forest
- Played against Utah in opening game of the Charleston Classic last season (10p, 5r)
- Played AAU Basketball with Jake Wahlin and Lawson Lovering (Utah Prospects)
- Missed first 5 games of the season due to illness - Return vs. Mississippi Valley State
- Scored 3pts with 3rebs and 1ast in Runnin' Ute debut vs. Delta Devils
- Dished out a career-high 4asts against Florida A&M off the bench
- Career-high 12pts to lead team vs. Texas Tech on 6-7 shooting
- Posted 8pts with 2 rebs on 4-5 shooting off the bench vs. Colorado

2024-25 GAME-BY-GAME STATISTICS

Opponent	Date	GS	MIN	Total		3-Pointers		Free throws		Rebounds				PF	A	TO	BLK	STL	PTS	
				FG-FGA	PCT	3FG-3FGA	PCT	FT-FTA	PCT	OFF	DEF	TOT	AVG						PTS	AVG
Mississippi Val.	11/26/2024		15:49	1-3	.333	0-2	.000	1-3	.333	2	1	3	3.0	2	1	1	0	0	3	3.0
Eastern Wash.	11/30/2024		05:13	0-0	.000	0-0	.000	0-0	.000	0	0	0	1.5	0	0	0	0	0	0	1.5
Saint Mary's (CA)	12/07/2024		08:18	1-1	1.000	0-0	.000	0-0	.000	0	0	0	1.0	0	0	0	0	0	2	1.7
Radford	12/14/2024		10:58	0-1	.000	0-0	.000	1-2	.500	1	0	1	1.0	1	1	0	0	0	1	1.5
Florida A&M	12/17/2024		12:59	1-3	.333	0-1	.000	0-2	.000	0	3	3	1.4	0	4	0	0	0	2	1.6
vs Iowa	12/21/2024		11:38	2-2	1.000	0-0	.000	2-2	1.000	0	1	1	1.3	2	1	0	0	1	6	2.3
at Baylor	12/31/2024		13:47	3-3	1.000	0-0	.000	0-1	.000	1	1	2	1.4	2	1	1	1	0	6	2.9
Texas Tech	01/04/2025		16:36	6-7	.857	0-1	.000	0-0	.000	1	1	2	1.5	2	1	1	0	0	12	4.0
at Iowa St.	01/07/2025		11:05	0-0	.000	0-0	.000	0-0	.000	1	3	4	1.8	4	1	1	0	1	0	3.6
Oklahoma St.	01/11/2025		10:05	1-1	1.000	1-1	1.000	0-0	.000	0	0	0	1.6	4	1	1	0	0	3	3.5
at TCU	01/15/2025		07:12	0-0	.000	0-0	.000	0-0	.000	1	0	1	1.5	3	1	0	0	0	0	3.2
BYU	01/18/2025		01:06	0-0	.000	0-0	.000	0-0	.000	0	0	0	1.4	0	0	0	0	0	0	2.9
at Houston	01/22/2025		12:13	1-2	.500	0-0	.000	0-1	.000	0	0	0	1.3	2	1	0	0	0	2	2.8
Baylor	01/25/2025		05:07	1-1	1.000	1-1	1.000	0-1	.000	0	0	0	1.2	1	0	0	0	0	3	2.9
Cincinnati	01/28/2025		09:14	1-2	.500	0-0	.000	2-2	1.000	1	2	3	1.3	3	0	2	0	0	4	2.9
at Oklahoma St.	02/01/2025		15:08	0-2	.000	0-0	.000	0-0	.000	1	1	2	1.4	0	1	1	0	0	0	2.8
Colorado	02/05/2025		13:14	4-5	.800	0-1	.000	0-2	.000	0	2	2	1.4	0	0	0	0	2	8	3.1
at West Virginia	02/08/2025		14:50	0-1	.000	0-1	.000	0-0	.000	1	1	2	1.4	1	1	1	0	0	0	2.9
at Cincinnati	02/11/2025		06:07	1-2	.500	0-0	.000	0-0	.000	0	0	0	1.4	2	0	0	0	0	2	2.8
Kansas	02/15/2025		01:47	0-0	.000	0-0	.000	0-0	.000	0	0	0	1.3	1	0	0	0	0	0	2.7
Kansas St.	02/17/2025		01:52	0-0	.000	0-0	.000	0-0	.000	1	1	2	1.3	0	0	0	0	0	0	2.6
Totals		0	204:19	23-36	.639	2-8	.250	6-16	.375	11	17	28	1.3	30	15	9	1	4	54	2.6

Player Averages

Games Played	Minutes/game	Points/game	FG Pct	3FG Pct	FT Pct	Rebounds/game	Assists/game	Turnovers/game	Assist/Turnover ratio	Steals/game	Blocks/game
21	9.7	2.6	63.9	25.0	37.5	1.3	0.7	0.4	1.7	0.2	0.0

ZACH KELLER CAREER STATISTICS

				Field Goals		3-Point		F-Throws		Rebounds				Scoring						
SEASON	TEAM	GP-GS	MIN/AVG	FG-FGA	FG%	3FG-3FGA	3FG%	FT-FTA	FT%	OFF	DEF	TOT	AVG	PF-FO	A	TO	BLK	STL	PTS	AVG
2022-23	WF	17-6	183/10.8	13-36	.361	4-20	.200	9-14	.643	10	16	26	1.5	26-0	3	6	2	7	39	2.3
2023-24	WF	27-8	298/11.0	16-46	.348	7-24	.292	4-11	.364	15	39	54	2.0	39-1	4	11	10	9	43	1.6
2024-25	Utah	21-0	204/9.7	23-36	.639	2-8	.250	6-16	.375	11	17	28	1.3	30-0	15	9	1	4	54	2.6
TOTAL FOR Utah		21-0	204/9.7	23-36	.639	2-8	.250	6-16	.375	11	17	28	1.3	30-0	15	9	1	4	54	2.6
TOTAL		65-14	685/10.5	52-118	.441	13-52	.250	19-41	.463	36	72	108	1.7	95-1	22	26	13	20	136	2.1





#34

**LOVERING
LAWSON**Senior • Center • 7-1 • 245
Cheyenne, Wyo. • Central HS
Colorado

Stat	2024-25 Season High	Career High
Points	25, vs. Iowa, 12/21/24	Same
Rebounds	10, KANSAS STATE, 2/17/25	14, at USC, 1/12/23
Assists	6, OKLAHOMA STATE, 1/11/25	Same
Blocks	4, RADFORD, 12/14/24	5, UTAH VALLEY, 12/16/23
Steals	3, RADFORD, 12/14/24	3, 2x, Last vs. RADFORD, 12/14/24
FGs Made	11, vs. Iowa, 12/21/24	Same
FGs Attempted	14, vs. Iowa, 12/21/24	Same
3FGs Made	0, 2x, Last vs. KANSAS STATE, 2/17/25	1, 2x, Last vs. Wake Forest, 11/16/23
3FGs Attempted	1, 2x, Last vs. KANSAS STATE, 2/17/25	2, UC RIVERSIDE, 11/10/23
FTs Made	7, KANSAS STATE, 2/17/25	Same
FTs Attempted	12, KANSAS STATE, 2/17/25	Same

2024-25 SEASON HIGHLIGHTS

- Suffered lower leg injury in exhibition game - Returned vs. MVSU
- Scored 12pts with 7rebs on 5-7 shooting in just 12mins vs. Delta Devils
- Season-high 16pts & 8rebs in his 3rd game back vs. Eastern Washington
- Mountain to Sea Showcase All-Tournament Team (2gpg, 14.0ppg, 7.5rpg)
- Tied season-high with 8rebs and 7pts vs. St. Mary's at home
- Had 12pts (6-8 FGM), 4rebs, 3asts, 4blks, 3stls in win vs. Radford (+24)
- Career-high 25 points on an efficient 11-14 shooting in loss vs. Iowa
- Dished out career-high 6asts vs. Oklahoma State at home with 8pts, 3rebs
- Played with four fouls with 8:45 left in 2H, scoring 13pts, 7rebs, 4asts vs. BYU
- Played under the weather vs. Baylor at home, managing 6pts in 23mins
- Posted 12pts on 4-7 shooting with 6rebs and 3asts vs. former team Colorado
- Was an efficient 7-for-9 from the floor for 14pts, 3rebs and 4asts at Cincinnati
- 1st career double-double with 15pts, 10rebs, 3asts, 2blks in win vs. K-State

2024-25 GAME-BY-GAME STATISTICS

Opponent	Date	GS	MIN	Total		3-Pointers		Free throws		Rebounds				PF	A	TO	BLK	STL	PTS	AVG
				FG-FGA	PCT	3FG-3FGA	PCT	FT-FTA	PCT	OFF	DEF	TOT	AVG							
Mississippi Val.	11/26/2024	*	12:05	5-7	.714	0-0	.000	2-3	.667	4	3	7	7.0	1	2	1	0	0	12	12.0
Eastern Wash.	11/30/2024	*	27:01	7-9	.778	0-0	.000	2-8	.250	8	0	8	7.5	3	1	2	3	1	16	14.0
Saint Mary's (CA)	12/07/2024	*	23:33	3-8	.375	0-0	.000	1-2	.500	3	5	8	7.7	4	4	1	1	1	7	11.7
Radford	12/14/2024	*	28:04	6-8	.750	0-0	.000	0-2	.000	0	4	4	6.8	2	3	2	4	3	12	11.8
Florida A&M	12/17/2024	*	19:59	4-6	.667	0-0	.000	2-4	.500	2	3	5	6.4	1	1	1	0	1	10	11.4
vs Iowa	12/21/2024	*	26:31	11-14	.786	0-0	.000	3-4	.750	2	2	4	6.0	2	2	0	0	0	25	13.7
at Baylor	12/31/2024	*	16:10	1-1	1.000	0-0	.000	1-3	.333	2	2	4	5.7	3	1	1	0	0	3	12.1
Texas Tech	01/04/2025	*	17:19	1-1	1.000	0-0	.000	1-4	.250	2	1	3	5.4	2	2	0	0	0	3	11.0
at Iowa St.	01/07/2025	*	21:47	3-6	.500	0-0	.000	1-2	.500	4	2	6	5.4	4	4	2	2	0	7	10.6
Oklahoma St.	01/11/2025	*	20:44	3-5	.600	0-0	.000	2-5	.400	0	3	3	5.2	4	6	0	1	0	8	10.3
at TCU	01/15/2025	*	29:53	4-5	.800	0-0	.000	3-6	.500	2	3	5	5.2	2	3	3	2	0	11	10.4
BYU	01/18/2025	*	34:27	4-7	.571	0-0	.000	5-11	.455	2	5	7	5.3	4	4	4	3	0	13	10.6
at Houston	01/22/2025	*	21:19	1-5	.200	0-0	.000	0-1	.000	0	4	4	5.2	1	1	4	0	0	2	9.9
Baylor	01/25/2025	*	23:24	3-6	.500	0-0	.000	0-0	.000	1	1	2	5.0	1	0	1	1	0	6	9.6
Cincinnati	01/28/2025	*	25:03	2-3	.667	0-0	.000	0-0	.000	1	3	4	4.9	5	4	1	0	0	4	9.3
at Oklahoma St.	02/01/2025	*	14:18	0-2	.000	0-1	.000	0-1	.000	0	2	2	4.8	5	1	2	0	0	0	8.7
Colorado	02/05/2025	*	25:07	4-7	.571	0-0	.000	4-10	.400	2	4	6	4.8	4	3	3	0	2	12	8.9
at West Virginia	02/08/2025	*	19:04	2-6	.333	0-0	.000	0-2	.000	0	4	4	4.8	2	1	1	0	0	4	8.6
at Cincinnati	02/11/2025	*	27:11	7-9	.778	0-0	.000	0-2	.000	1	2	3	4.7	0	4	1	1	0	14	8.9
Kansas	02/15/2025	*	24:56	1-6	.167	0-0	.000	1-9	.111	3	3	6	4.8	3	4	1	0	1	3	8.6
Kansas St.	02/17/2025	*	30:33	4-8	.500	0-1	.000	7-12	.583	6	4	10	5.0	3	3	2	2	1	15	8.9
Totals			21 488:29	76-129	.589	0-2	.000	35-91	.385	45	60	105	5.0	56	54	33	20	10	187	8.9

Player Averages

Games Played	Minutes/game	Points/game	FG Pct	3FG Pct	FT Pct	Rebounds/game	Assists/game	Turnovers/game	Assist/Turnover ratio	Steals/game	Blocks/game
21	23.3	8.9	58.9	0.0	38.5	5.0	2.6	1.6	1.6	0.5	1.0

LAWSON LOVERING CAREER STATISTICS

				Field Goals		3-Point		F-Throws		Rebounds										Scoring	
SEASON	TEAM	GP-GS	MIN/AVG	FG-FGA	FG%	3FG-3FGA	3FG%	FT-FTA	FT%	OFF	DEF	TOT	AVG	PF-FO	A	TO	BLK	STL	PTS	AVG	
2021-22	CU	18-0	189/10.5	13-43	.302	0-0	.000	8-18	.444	11	24	35	1.9	33-1	11	17	3	7	34	1.9	
2022-23	CU	34-34	778/22.9	67-121	.554	0-0	.000	32-76	.421	67	92	159	4.7	92-1	31	57	33	20	166	4.9	
2023-24	Utah	33-24	604/18.3	85-160	.531	2-7	.286	32-62	.516	47	107	154	4.7	83-0	58	49	20	14	204	6.2	
2024-25	Utah	21-21	488/23.3	76-129	.589	0-2	.000	35-91	.385	45	60	105	5.0	56-2	54	33	20	10	187	8.9	
TOTAL FOR Utah		54-45	1093/20.2	161-289	.557	2-9	.222	67-153	.438	92	167	259	4.8	139-2	112	82	40	24	391	7.2	
TOTAL		106-79	2060/19.4	241-453	.532	2-9	.222	107-247	.433	170	283	453	4.3	264-4	154	156	76	51	591	5.6	



#45 MADSEN MASON

5th Year • Guard • 6-4 • 195
Rochester, Minn. • Mayo Senior HS
Cincinnati / Boston College

Stat	2024-25 Season High	Career High
Points	26, vs. Iowa, 12/21/24	Same
Rebounds	6, vs. Iowa, 12/21/24	8, 4x, Last at UNLV, 3/24/24
Assists	4, vs. Iowa, 12/21/24	5, PRESBYTERIAN, 11/18/21
Blocks	1, 4x, Last vs. COLORADO, 2/5/25	2, 2x, Last vs. WAKE FOREST, 1/14/23
Steals	3, 2x, Last vs. FLORIDA A&M, 12/17/24	3, 5x, Last vs. FLORIDA A&M, 12/17/24
FGs Made	10, vs. Iowa, 12/21/24	Same
FGs Attempted	20, vs. Iowa, 12/21/24	Same
3FGs Made	6, vs. Iowa, 12/21/24	7, MIAMI, 2/17/24
3FGs Attempted	12, CENTRAL ARKANSAS, 11/7/24	12, MIAMI, 2/17/24
FTs Made	4, UTAH TECH, 11/22/24	5, TEMPLE, 2/12/21
FTs Attempted	6, UTAH TECH, 11/22/24	7, TEMPLE, 2/12/21

2024-25 SEASON HIGHLIGHTS

- Transferred from Boston College
- Reunited with twin brother Gabe Madsen since freshman year at Cincinnati
- Haven't been on the same court together since senior year of HS
- Scored 15pts off the bench on 5-9 from 3-point range in Utah debut
- Kept Utah within the game vs. #RV Mississippi State with 14pts & 5rebs
- Team-high 15pts on 5-9 shooting from 3-point range vs. Florida A&M
- Career-high 26pts on 6 3FGM in 1st-career start with season-high 6ebs, 4asts

- One of two scorers in double-figures (10pts) in loss at #25/21 Baylor
- Reached double-figures for first time in 8 games with 10pts off the bench

2024-25 GAME BY GAME STATISTICS

Opponent	Date	GS	MIN	Total		3-Pointers		Free throws		Rebounds				PF	A	TO	BLK	STL	PTS	AVG
				FG-FGA	PCT	3FG-3FGA	PCT	FT-FTA	PCT	OFF	DEF	TOT	AVG							
Alcorn	11/04/2024		20:36	5-9	.556	5-9	.556	0-0	.000	0	1	1	1.0	0	2	0	0	1	15	15.0
Central Ark.	11/07/2024		21:59	5-13	.385	5-12	.417	0-0	.000	0	3	3	2.0	2	0	0	0	0	15	15.0
Queens (NC)	11/12/2024		15:19	2-6	.333	2-3	.667	0-0	.000	2	0	2	2.0	2	1	2	0	1	6	12.0
vs Mississippi St.	11/17/2024		19:41	5-7	.714	4-5	.800	0-0	.000	0	5	5	2.8	2	1	2	0	0	14	12.5
Utah Tech	11/22/2024		21:45	3-8	.375	2-6	.333	4-6	.667	0	3	3	2.8	2	1	2	0	3	12	12.4
Mississippi Val.	11/26/2024		17:32	3-6	.500	3-6	.500	0-0	.000	0	2	2	2.7	2	3	2	0	0	9	11.8
Eastern Wash.	11/30/2024		22:10	3-9	.333	1-6	.167	0-1	.000	1	3	4	2.9	2	2	0	0	0	7	11.1
Saint Mary's (CA)	12/07/2024		27:36	3-8	.375	2-5	.400	2-2	1.000	1	2	3	2.9	1	2	1	1	1	10	11.0
Radford	12/14/2024		17:33	3-9	.333	2-7	.286	0-0	.000	0	3	3	2.9	0	2	0	0	1	8	10.7
Florida A&M	12/17/2024		22:16	5-9	.556	5-9	.556	0-0	.000	1	3	4	3.0	2	2	3	0	3	15	11.1
vs Iowa	12/21/2024	*	30:51	10-20	.500	6-11	.545	0-0	.000	0	6	6	3.3	1	4	2	1	1	26	12.5
at Baylor	12/31/2024	*	21:20	4-12	.333	2-7	.286	0-0	.000	1	3	4	3.3	0	1	0	1	2	10	12.3
Texas Tech	01/04/2025	*	11:33	0-1	.000	0-1	.000	0-0	.000	0	2	2	3.2	1	0	0	0	0	0	11.3
at Iowa St.	01/07/2025	*	17:13	3-12	.250	0-5	.000	0-0	.000	1	3	4	3.3	0	0	0	0	0	6	10.9
Oklahoma St.	01/11/2025		05:31	0-1	.000	0-0	.000	0-0	.000	0	2	2	3.2	0	0	1	0	0	0	10.2
BYU	01/18/2025		05:35	0-1	.000	0-0	.000	0-0	.000	0	1	1	3.1	2	0	0	0	0	0	9.6
at Houston	01/22/2025		16:15	1-5	.200	0-2	.000	1-2	.500	0	0	0	2.9	2	1	0	0	2	3	9.2
Baylor	01/25/2025		08:33	2-3	.667	1-1	1.000	1-2	.500	0	3	3	2.9	1	0	1	0	1	6	9.0
at Oklahoma St.	02/01/2025		14:09	1-4	.250	1-4	.250	2-2	1.000	0	0	0	2.7	1	1	0	0	0	5	8.8
Colorado	02/05/2025		13:24	3-8	.375	1-3	.333	3-4	.750	4	1	5	2.9	0	3	2	1	0	10	8.9
at West Virginia	02/08/2025		21:37	2-9	.222	1-7	.143	0-0	.000	0	4	4	2.9	2	2	2	0	0	5	8.7
at Cincinnati	02/11/2025		03:12	0-0	.000	0-0	.000	0-0	.000	0	0	0	2.8	0	0	1	0	0	0	8.3
Kansas	02/15/2025		00:03	0-0	.000	0-0	.000	0-0	.000	0	0	0	2.7	0	0	0	0	0	0	7.9
Kansas St.	02/17/2025		00:18	0-0	.000	0-0	.000	0-0	.000	0	0	0	2.5	0	1	0	0	0	0	7.6
Totals		4	376:01	63-160	.394	43-109	.394	13-19	.684	11	50	61	2.5	25	29	21	4	16	182	7.6

Player Averages

Games Played	Minutes/game	Points/game	FG Pct	3FG Pct	FT Pct	Rebounds/game	Assists/game	Turnovers/game	Assist/Turnover ratio	Steals/game	Blocks/game
24	15.7	7.6	39.4	39.4	68.4	2.5	1.2	0.9	1.4	0.7	0.2

MASON MADSEN CAREER STATISTICS

				Field Goals		3-Point		F-Throws		Rebounds				Scoring						
SEASON	TEAM	GP-GS	MIN/AVG	FG-FGA	FG%	3FG-3FGA	3FG%	FT-FTA	FT%	OFF	DEF	TOT	AVG	PF-FO	A	TO	BLK	STL	PTS	AVG
2020-21	UC	15-0	294/19.6	32-82	.390	19-59	.322	14-22	.636	3	42	45	3.0	26-0	17	15	3	9	97	6.5
2021-22	UC	30-1	345/11.5	43-112	.384	29-80	.363	3-6	.500	3	36	39	1.3	29-0	21	18	5	13	118	3.9
2022-23	BC	33-12	700/21.2	67-192	.349	40-132	.303	18-24	.750	8	79	87	2.6	38-0	28	24	7	18	192	5.8
2023-24	BC	36-15	820/22.8	101-252	.401	60-159	.377	30-31	.968	15	110	125	3.5	54-0	50	37	8	22	292	8.1
2024-25	Utah	24-4	376/15.7	63-160	.394	43-109	.394	13-19	.684	11	50	61	2.5	25-0	29	21	4	16	182	7.6
TOTAL FOR Utah		24-4	376/15.7	63-160	.394	43-109	.394	13-19	.684	11	50	61	2.5	25-0	29	21	4	16	182	7.6
TOTAL		138-32	2535/18.4	306-798	.383	191-539	.354	78-102	.765	40	317	357	2.6	172-0	145	115	27	78	881	6.4



#55 MADSEN GABE

5th Year • Guard • 6-6 • 200
Rochester, Minn. • Mayo Senior HS
Cincinnati

Stat	2024-25 Season High	Career High
Points	28, 2x, Last at Cincinnati, 2/11/25	31, IOWA, 3/24/24
Rebounds	5, RADFORD, 12/14/24	11, vs. WASHINGTON, 12/31/23
Assists	7, RADFORD, 12/14/24	Same
Blocks	1, 3x, Last at CINCINNATI, 2/11/25	1, 14x, Last vs. CINCINNATI, 1/28/25
Steals	2, 5x, Last vs. #17/20 KANSAS, 2/15/25	4, 2x, Last vs. BELLARMINE, 12/20/23
FGs Made	10, 2x, Last at Cincinnati, 2/11/25	10, 3x, Last at Cincinnati, 2/11/25
FGs Attempted	26, at Cincinnati, 2/11/25	Same
3FGs Made	8, at Cincinnati, 2/11/25	8, vs. #6/6 Houston, 11/17/23
3FGs Attempted	22, at Cincinnati, 2/11/25	Same
FTs Made	11, EASTERN WASHINGTON, 11/30/24	Same
FTs Attempted	12, EASTERN WASHINGTON, 11/30/24	Same

2024-25 SEASON HIGHLIGHTS

- Opened season with 27pts on 6-10 shooting from 3-point range
- Joined the 1k points club (24; 19:16) and finished with 25pts on 6-13 from deep
- 1st time in career scoring 20-plus points in 3-straight games
- Tied season-high with 27pts on 7-10 shooting deep vs. Mississippi Valley State
- Season-high 28pts with 11-of-12 from the line vs. Eastern Washington
- Mountain to Sea Showcase MVP (2gp, 27.5ppg, 3.5apg)
- Dished out career-high 7asts with 15pts and season-high 5rebs

- Had 20pts at #3/3 Iowa State to go with 4 asts and 2stls
- Posted 17pts with 7-of-9 from the line - 6-of-6 came in the final 30s at TCU
- Scored 18pts with 4asts and went 7-8 from the lin vs. Cincinnati at home
- 3rd-straight game now in double-figures with 17pts on 4-7 from 3 vs. Colorado
- Tied season-high with 28pts on 8-22 from 3pt range in return to Cincinnati
- Broke Utah's 3pt record with 1:58 left to play (288) and finished with 24pts on 5-of-13 shooting and 5-5 from the line in upset win vs. #17/20 Kansas at home
- Chipped in with 13pts on 5-6 from the line in win over Kansas State at home

2024-25 GAME BY GAME STATISTICS

Opponent	Date	GS	MIN	Total		3-Pointers		Free throws		Rebounds				PF	A	TO	BLK	STL	PTS	AVG
				FG-FGA	PCT	3FG-3FGA	PCT	FT-FTA	PCT	OFF	DEF	TOT	AVG							
Alcorn	11/04/2024	*	25:19	8-12	.667	6-10	.600	5-5	1.000	0	2	2	2.0	1	3	4	0	2	27	27.0
Central Ark.	11/07/2024	*	25:36	9-16	.563	6-13	.462	1-1	1.000	0	4	4	3.0	1	1	2	0	0	25	26.0
Queens (NC)	11/12/2024	*	31:23	7-15	.467	5-12	.417	5-6	.833	0	3	3	3.0	0	3	4	0	2	24	25.3
vs Mississippi St.	11/17/2024	*	33:11	4-15	.267	1-10	.100	0-0	.000	0	3	3	3.0	0	1	1	0	0	9	21.3
Utah Tech	11/22/2024	*	24:57	8-17	.471	3-9	.333	0-0	.000	0	1	1	2.6	1	0	1	0	2	19	20.8
Mississippi Val.	11/26/2024	*	22:15	10-13	.769	7-10	.700	0-1	.000	0	3	3	2.7	1	3	2	0	1	27	21.8
Eastern Wash.	11/30/2024	*	34:17	7-14	.500	3-8	.375	11-12	.917	0	0	0	2.3	0	4	0	0	1	28	22.7
Saint Mary's (CA)	12/07/2024	*	34:09	6-16	.375	3-8	.375	0-0	.000	0	1	1	2.1	3	1	1	0	1	15	21.8
Radford	12/14/2024	*	29:28	5-17	.294	3-11	.273	2-2	1.000	0	5	5	2.4	0	7	1	0	0	15	21.0
Florida A&M	12/17/2024	*	19:28	2-9	.222	2-6	.333	3-5	.600	0	3	3	2.5	0	1	1	0	0	9	19.8
vs Iowa	12/21/2024	*	29:44	3-7	.429	1-4	.250	2-2	1.000	1	1	2	2.5	2	2	2	0	0	9	18.8
at Baylor	12/31/2024	*	20:32	1-7	.143	1-5	.200	0-0	.000	0	1	1	2.3	0	2	4	0	1	3	17.5
Texas Tech	01/04/2025	*	25:48	0-6	.000	0-5	.000	4-4	1.000	1	2	3	2.4	1	4	0	0	0	4	16.5
at Iowa St.	01/07/2025	*	30:52	7-19	.368	4-14	.286	2-2	1.000	1	2	3	2.4	1	4	1	0	2	20	16.7
Oklahoma St.	01/11/2025	*	23:47	3-8	.375	1-3	.333	2-2	1.000	0	2	2	2.4	2	4	0	0	0	9	16.2
at TCU	01/15/2025	*	35:18	4-15	.267	2-11	.182	7-9	.778	0	2	2	2.4	3	5	2	1	1	17	16.3
BYU	01/18/2025	*	40:49	2-12	.167	1-11	.091	3-4	.750	0	4	4	2.5	2	3	3	0	0	8	15.8
at Houston	01/22/2025	*	22:36	3-10	.300	2-8	.250	0-0	.000	0	2	2	2.4	1	1	4	0	1	8	15.3
Baylor	01/25/2025	*	27:32	2-10	.200	1-7	.143	0-0	.000	0	3	3	2.5	1	2	2	0	1	5	14.8
Cincinnati	01/28/2025	*	31:12	5-13	.385	1-6	.167	7-8	.875	0	2	2	2.5	0	4	4	1	0	18	15.0
at Oklahoma St.	02/01/2025	*	26:19	5-15	.333	4-13	.308	1-2	.500	0	2	2	2.4	4	2	1	0	0	15	15.0
Colorado	02/05/2025	*	33:36	5-10	.500	4-7	.571	3-4	.750	0	0	0	2.3	3	2	4	0	1	17	15.0
at West Virginia	02/08/2025	*	23:02	3-8	.375	1-5	.200	0-0	.000	0	2	2	2.3	2	0	1	0	0	7	14.7
at Cincinnati	02/11/2025	*	32:12	10-26	.385	8-22	.364	0-0	.000	0	2	2	2.3	2	2	3	1	1	28	15.3
Kansas	02/15/2025	*	32:08	7-18	.389	5-13	.385	5-5	1.000	0	3	3	2.3	4	1	1	0	2	24	15.6
Kansas St.	02/17/2025	*	33:43	3-13	.231	2-7	.286	5-6	.833	1	2	3	2.3	4	1	0	0	1	13	15.5
Totals			26 749:14	129-341	.378	77-238	.324	68-80	.850	4	57	61	2.3	39	63	49	3	20	403	15.5

Player Averages

Games Played	Minutes/game	Points/game	FG Pct	3FG Pct	FT Pct	Rebounds/game	Assists/game	Turnovers/game	Assist/Turnover ratio	Steals/game	Blocks/game
26	28.8	15.5	37.8	32.4	85.0	2.3	2.4	1.9	1.3	0.8	0.1

GABE MADSEN CAREER STATISTICS

				Field Goals		3-Point		F-Throws		Rebounds				Scoring						
SEASON	TEAM	GP-GS	MIN/AVG	FG-FGA	FG%	3FG-3FGA	3FG%	FT-FTA	FT%	OFF	DEF	TOT	AVG	PF-FO	A	TO	BLK	STL	PTS	AVG
2020-21	UC	2-0	12/6.2	1-3	.333	1-3	.333	0-0	.000	1	1	2	1.0	2-0	0	1	0	1	3	1.5
2021-22	Utah	25-10	403/16.1	53-137	.387	46-117	.393	15-20	.750	3	23	26	1.0	45-0	17	20	3	7	167	6.7
2022-23	Utah	25-23	716/28.6	90-252	.357	62-168	.369	48-61	.787	10	58	68	2.7	47-1	43	41	7	21	290	11.6
2023-24	Utah	37-37	1207/32.6	177-406	.436	105-272	.386	44-61	.721	12	131	143	3.9	59-0	91	75	2	48	503	13.6
2024-25	Utah	26-26	749/28.8	129-341	.378	77-238	.324	68-80	.850	4	57	61	2.3	39-0	63	49	3	20	403	15.5
TOTAL FOR Utah		113-96	3075/27.2	449-1136	.395	290-795	.365	175-222	.788	29	269	298	2.6	190-1	214	185	15	96	1363	12.1
TOTAL		115-96	3088/26.8	450-1139	.395	291-798	.365	175-222	.788	30	270	300	2.6	192-1	214	186	15	97	1366	11.9


TV/RADIO ROSTER



#0 • HUNTER ERICKSON
5TH • G • 6-3 • 200
PROVO, UTAH
TIMPVIEW HS • BYU • SLCC



#1 • MIRO LITTLE
SO • G • 6-3 • 194
TAMPERE, FINLAND
SUNRISE CHRISTIAN • BAYLOR



#2 • EZRA AUSAR
JR • F • 6-8 • 238
ATLANTA, GA.
LIBERTY HEIGHTS • ECU



#5 • JOUL KARRAM
FR • C • 6-10 • 225
NAZARETH, ISRAEL
HAKFAR HAYAROK



#6 • BRADY SMITH
SO • G • 6-1 • 175
LOGAN, UTAH
GREEN CANYON HS • SLCC



#8 • KEANU DAWES
SO • F • 6-9 • 220
HOUSTON, TEXAS
STRATFORD HS • RICE




#9 • JERRY HUANG
RFR • G • 6-2 • 185
TAIPEI, TAIWAN
WASATCH ACADEMY




#10 • JAKE WAHLIN
SO • F • 6-10 • 212
PROVO, UTAH
TIMPVIEW HS




#11 • CALEB LOHNER
5TH • F • 6-7 • 250
FLOWER MOUND, TEXAS
BYU • BAYLOR



#14 • BRANDON HADDOCK
SR • G • 6-2 • 183
SOUTHLAKE, TEXAS
CARROLL HS



#21 • AYOMIDE BAMISILE
RFR • F • 6-7 • 207
LAGOS, NIGERIA
MONTVERDE ACADEMY



#24 • MIKE SHARAVJAMTS
JR • G • 6-9 • 195
ULAANBAATAR, MONGOLIA
DAYTON • SAN FRANCISCO



#31 • IBI TRAORE
FR • F • 6-9 • 220
BAMAKO, MALI
WEST OAKS ACADEMY



#32 • ZACH KELLER
JR • F • 6-10 • 235
HIGHLANDS RANCH, COLO.
THUNDERIDGE HS • WAKE FOREST



#34 • LAWSON LOVERING
SR • C • 7-1 • 245
CHEYENNE, WYO.
CENTRAL HS • COLORADO



#45 • MASON MADSEN
5TH • G • 6-4 • 195
ROCHESTER, MINN.
CINCINNATI • BOSTON COLLEGE



#55 • GABE MADSEN
5TH • G • 6-6 • 200
ROCHESTER, MINN.
MAYO SR HS • CINCINNATI



CRAIG SMITH
HEAD COACH
4TH SEASON



JOSH EILERT
ASSISTANT COACH
1ST SEASON



DAVID EVANS
ASSISTANT COACH
1ST SEASON



LOREN "LO" LEATH
ASSISTANT COACH
1ST SEASON



TYLER LARSON
ASSISTANT COACH /
DIRECTOR OF PLAYER PERSONNEL
2ND SEASON



JUSTIN "JJ" JOHNSON
ASSISTANT COACH
1ST / 4TH SEASON



MIKE SUMMEY
GENERAL MANAGER
1ST SEASON



LANDON SMITH
DIRECTOR OF OPS & ADMIN
1ST SEASON



CARTER STEVENS
DIRECTOR OF SCOUTING/VIDEO
1ST SEASON



TRISTON SIMPSON
SPECIAL ASST. TO THE HC
1ST SEASON



LOGAN OGDEN
DIR. MBB SPORTS PERFORMANCE
4TH SEASON



TREVOR JAMESON
HEAD ATHLETICS TRAINER
26TH SEASON