



## VOY-tova

## &gt;&gt;&gt; BY THE NUMBERS

1

Preseason Big 12 co-Newcomer of the Year **Coleman Hawkins** not only guided Illinois to 4 NCAA Tournament bids, but left as the only Illini player with at least 900 points, 500 rebounds, 200 assists, 100 blocks and 100 steals.

11

K-State welcomes 11 newcomers in 2024-25, including 8 Division I transfers in **Baye Fall, Brendan Hausen, Coleman Hawkins, C.J. Jones, Max Jones, Dug McDaniel, Ugonna Onyenso** and **Tyreek Smith**.

6099

K-State's 8 Division I transfers - **Baye Fall, Brendan Hausen, Coleman Hawkins, C.J. Jones, Max Jones, Dug McDaniel, Ugonna Onyenso** and **Tyreek Smith** - have combined to score 6,099 points in 730 career games.

## TEAM NOTES

## ■ UP NEXT: UCF

► Led by ninth-year head coach **Johnny Dawkins**, UCF is 14-13 on the season, including 5-11 in Big 12 play. The Knights snapped a 7-game losing streak with a 76-72 win over Utah on Sunday. They went 9-2 in non-conference play, including a 64-61 win over a top-15 Texas A&M squad, before wins over Texas Tech and Colorado to start Big 12 play. Since that 11-3 start, they have won just 3 of 13 games, which includes the aforementioned 7-game losing streak. UCF is 11-5 at home, including 3-5 in league play.



► UCF is averaging 78.9 points on 42.2 percent shooting, including 33.5 percent from 3-point range, while allowing 80.3 points on 45.7 percent shooting, including 33.7 percent from 3-point range. The Knights are among the best offensive teams in the country, ranking 60th nationally in scoring and 18th in free throw percentage (77.7) while averaging better than 8.5 3-point makes per game.

► Four players are averaging in double figures led by the Big 12's leading scorer - junior **Keyshawn Hall** - who is averaging 18.8 points on 44.3 percent shooting, including 36.9 percent from 3-point range, to go with a team-high 6.9 rebounds per game. Senior **Darius Johnson** is averaging 15 points on 41.7 percent shooting to go with a team-best 63 made 3-pointers as well as team-highs in both assists (114) and steals (63). Fifth-year **Jordan Ivy-Curry** (13.6 ppg.) and freshman **Moustapha Thiam** (10.3 ppg.) also averaging in double figures as Thiam as a team-leading 59 blocked shots.

► Dawkins, a legendary player and assistant coach at Duke, has a 318-230 record in his 17th season as a head coach, including a 162-116 mark in his ninth season in Orlando. He led Stanford from 2008-16 prior to coming to UCF. A two-time consensus First Team All-American (1985, 1986), he has his No. 24 uniform retired at Duke and was the 1986 Naismith Player of the Year. He led Duke to the 1986 NCAA title game, losing to Louisville.

## LAST GAME OUT

► UCF snapped a 7-game losing streak with a 76-72 win over Utah at home on Sunday. The Knights connected on 44.6 percent (29-of-65) from the field, scoring 20 points off 19 Ute turnovers and 16 fast-break points.

► Five players scored in double figures, including a near double-double of 18 points and 9 rebounds from **Moustapha Thiam**. He was joined in double figures by **Darius Johnson** (12 points), **Jordan Ivy-Curry** (12 points), **Keyshawn Hall** (11 points) and **Dallan Coleman** (10 points).

## SERIES HISTORY

► Wednesday's game will be just the fourth all-time meeting between the schools with K-State leading 3-0. The Wildcats won the first meeting, 71-59, at home on Jan. 6, 2003 before a 73-71 victory at the 2007 Old Spice Classic at the Milkhouse on the Disney campus on Nov. 23.

► This will be second meeting as conference foes, as K-State earned a 77-52 win over the Knights at home on Jan. 6, 2024 in the first Big 12 game of the 2023-24 season. This will be the first matchup at Addition Financial Arena.

## ALL-TIME MEETINGS [3-0]

Date	Rank	Result	Score	Location
1/6/2003	—/—	W	71-59	Manhattan
11/23/2007	18/—	W	73-71	Orlando
1/6/2024	—/—	W	77-52	Manhattan

## LAST MEETING:

## K-STATE 77, UCF 52 [Jan. 6, 2024]

► K-State held UCF to a season-low 52 points, including just 19 points in the first half on 21.6 percent shooting, as the Wildcats posted a 77-52 win over the Knights in the last meeting between the schools on Jan. 6, 2024.

## LAST TIME OUT:

## ARIZONA STATE 66, K-STATE 54

► Behind a team-high 18 points from freshman **Jayden Quintance**, Arizona State snapped a 6-game losing streak with a near wire-to-wire 66-54 win over K-State on Sunday afternoon before 9,121 fans at Bramlage Coliseum.

► K-State (13-14, 7-9 Big 12) saw its losing streak hit 3 games with the loss, as the Wildcats played without their all-everything senior **Coleman Hawkins**, who is the only Division I player to average 10 points, 6.5 rebounds, 4.5 assists, 2.0 steals and 1.0 blocks per game.

► Arizona State (13-14, 4-12 Big 12) had its own missing piece, as head coach **Bobby Hurley** dismissed the Sun Devils' leading scorer **B.J. Freeman** (13.7 ppg.) prior to the road trip. However, it was Hawkins' presence that was clearly felt more as K-State was held to a season-low 54 points on 33.3 percent (22-of-66) shooting, including 19.2 percent (5-of-26) from 3-point range.

► The Wildcats were paced by senior **David N'Guessan**, who collected his eighth career double-double, including his team-leading fifth of the season, with game-highs in both points (20) and rebounds (13). It marked his second 20-point, 10-rebound performance and the first since the season opener. He was joined in double figures by junior **C.J. Jones**, who scored 10 points.

► Quintance was one of three Sun Devils to score in double figures, as he finished 8-of-11 from the field, including 2-of-4 from 3-point range, to go with 7 rebounds, 2 assists, 2 steals and a block in 26 minutes. He enacted some semblance of revenge with his performance, as he missed the game-winning free throws with 4.1 seconds left in the 71-70 loss to the Wildcats on Feb. 4.

► ASU jumped out to a 12-6 lead before the first media timeout, including 5 points from Quintance. K-State responded with 8 of the next 12 points to pull to within 16-14 at the second media timeout at the 10:37 mark. However, the Sun Devils rattled off 7 straight points out of the timeout as part of a 15-5 to run take a double-digit lead. Jones scored 7 of his 10 points in a 9-3 run to end the first half, as the Wildcats closed to within 41-28 at the break.

► A 7-0 run out of halftime quickly extended ASU's lead back to double figures less than 3 minutes into the second half. K-State pulled to within 50-40 near the midway point but ASU scored 7 of the next 10 points to go up 57-43 with third media timeout with 7:35 to play. The lead grew to as many as 21 points (66-45) after a dunk by **Shawn Phillips Jr.** with 1:46 remaining before the Wildcats ended the game with 9 straight points for the 66-54 final score.

► For the game, ASU connected on 46.3 percent (25-of-54) from the field, including 36 percent (9-of-25) from 3-point range, compared to 33.3 percent (22-of-66) shooting for K-State on just 19.2 percent (5-of-26) from beyond the arc. The Wildcats outrebounded the Sun Devils, 43-33, including 17 offensive rebounds that resulted in just 9 second-chance points.

## POSTGAME NEWS &amp; NOTES

► K-State still leads the series, 6-5, including 2-2 in Manhattan... The teams split their 2 meetings with K-State winning 71-70 in Tempe on Feb. 4.

► The 54 points and 33.3 field goal percentage were both season-lows.

► K-State is now 0-11 this season when not reaching 70 points.

► K-State held a 43-33 advantage on the glass, including 17 offensive rebounds that the Wildcats converted into 9 second-chance points.

► K-State held the advantage in points off turnovers (13-11), points in the paint (34-30), second-chance points (9-7) and fast-break points (12-0).

► ASU led 34-28 at the halftime, as K-State is now 0-9 when trailing at the half.

## QUOTING JEROME TANG

I'm so thankful for our guys and their effort. I wish I had given them a better game plan today. I didn't give them the best chance to win.

## ■ HOW THE 'CATS WERE BUILT

## 'CATS WELCOME 11 NEWCOMERS, INCLUDING 8 DIVISION I TRANSFERS

► K-State brought in one of the top transfer classes with 11 newcomers, including 8 Division I transfers, one NJCAA Division II All-American, a Division II walk-on and a one high school prospect.

► Among the 11 newcomers are 8 Division I transfers, including **Baye Fall** (Arkansas), **Brendan Hausen** (Villanova), **Coleman Hawkins** (Illinois), **C.J. Jones** (UIC), **Max Jones** (Cal State Fullerton), **Ugonna Onyenso** (Kentucky) and **Tyreek Smith** (SMU/Memphis).

► Hawkins, the Preseason Big 12 co-Newcomer of the Year and All-Big 12 Second Team selection, was an All-Big Ten pick in 2023-24, averaging 12.1 points, 6.1 rebounds, 2.7 assists, 1.5 steals and 1.1 blocks per game.

► Dubbed the "Amarillo Assassin", Hausen played in 66 games during his time at Villanova, becoming of the BIG EAST's top 3-point shooters. He knocked down 88 3-point field goals in his Villanova career, connecting on 1.3 makes per game on 39.5 percent shooting from beyond the arc.

► **C.J. Jones** played in 62 games with 50 starts at UIC, averaging 9.0 points, 3.6 assists, 2.7 rebounds and 0.9 steals in 2 seasons. He led in assists (159) and minutes (1,102), while he was second in scoring.

► **Max Jones** scored nearly 1,400 points at Division II Tampa and Cal State Fullerton. He has played in 84 games with 81 starts and has compiled 26 20-point games and six 30-point games.

► **McDaniel** played 2 seasons at Michigan, where he averaged 11.8 points, 4.1 assists, 3.4 rebounds and 1.1 steals per game. He led in scoring (16.3 ppg.), assists (4.7 apg.) and steals (1.1 spg.) in 2023-24.

► **Onyenso** emerged as one of the top shot blockers at Kentucky with 82 blocks in a mere 40 games played. His 2.75 blocks average in 2023-24 would have ranked sixth nationally if he had played enough games.

► The team's only McDonald's All-American, **Fall** played in 9 games as a true freshman at Arkansas in 2023-24.

► Sophomore **Mobi Ikegwuruka** averaged a double-double (19.0 ppg., 10.3 rpg.) while earning JUCO All-America honors at Ellsworth CC in Iowa.

► Senior **Spencer Bain** played 4 seasons at Division II Flagler College before deciding to walk-on for his final season of eligibility in 2024-25.

► The lone freshman - **David Castillo** - played extensively with Team USA, while scoring more than 1,700 career points in his prep career.

► **Tyreek Smith** will not play after joining as a mid-season transfer in January. He has scored more than 600 points in his 128-game career.

## NON-CONFERENCE BREAKDOWN

NET Ranking (as of Feb. 25): 81

Quad 1: 4-8 ■ Quad 2: 2-5 ■ Quad 3: 3-1 ■ Quad 4: 4-0

Team	Current Record	NET	Date/Result
NEW ORLEANS	4-24	344	W, 89-65
CLEVELAND STATE	19-10	175	W, 77-64
LSU	14-13	80	L, 65-76
MISSISSIPPI VALLEY	3-24	364	W, 74-56
vs. George Washington	18-10	117	W, 83-71
vs. Liberty	22-5	70	L, 65-67
vs. Longwood	17-12	195	W, 80-64
UAPB	5-22	362	W, 120-73
@St. John's	24-4	18	L, 71-88
DRAKE	25-3	58	L, 70-73 [OT]
@Wichita State	17-10	123	L, 65-84

\*records and rankings as of Feb. 25.



INSIDE THE WINNING STREAK

- ▶ K-State made improvements on both the offensive and defensive sides of the ball during its recent 6-game winning streak, which was the longest such streak in Big 12 play since winning 9 in a row from Jan. 9 to Feb. 12, 2019.
- ▶ The Wildcats averaged 77.2 points during its winning streak, connecting on 47.8 percent (170-of-356) from the field, including 37.9 percent (50-of-132) from 3-point range, while making 70.9 percent (73-of-103) from the free throw line. Five players averaged between 15 and 11.3 points per game, including **Dug McDaniel** (15.2 ppg.), **David N'Guessan** (14.5 ppg.), **Coleman Hawkins** (12.0 ppg.), **Max Jones** (12.0 ppg.) and **Brendan Hausen** (11.3 ppg.).
- ▶ On the defensive end, K-State allowed 65.2 points during the streak on 40.5 percent (143-of-353) shooting, including 27.9 percent (38-of-136) from 3-point range, while narrowly being out-rebounded, 35.3-35.2, and forcing 14.5 turnovers. The Wildcats averaged 36.3 points in the paint, 17.3 points off turnovers, 9.2 second-chance points and 14.3 fast-break points in this span.
- ▶ The last 6 wins were examples of why getting off to good starts are important to winning, as K-State outscored No. 23/23 West Virginia, Oklahoma State, No. 3/3 Iowa State, Arizona State, No. 16/17 Kansas and No. 13/13 Arizona, 238-173, in the first half on 48.9 percent (91-of-186) shooting. The Wildcats jumped out 19-2 vs. the Mountaineers en route to a 42-18 lead at the break, while they enjoyed a 15-4 start vs. the Cowboys en route to a 45-23 advantage at the half.

BETTER FROM 3-POINT RANGE

- ▶ One of the top priorities for **Jerome Tang** this past offseason was getting better production from the 3-point line. Last season, K-State ranked last in the Big 12 and 289th nationally in 3-point percentage at 31.8, while the Wildcats were 183rd in the nation in 3-point field goals made/game at 7.4.
- ▶ Through 27 games, the Wildcats have made some improvement in that area, as they rank 168th nationally and eighth in the Big 12 in 3-point field goal percentage (34.1) and 113th in the nation and eighth in the league in 3-point field goals/game (8.3). They are also seventh in the Big 12 in attempts (24.3).
- ▶ K-State has connected on 10 or more 3-pointers in 9 games, including a near school-record 21 triples vs. UAPB (12/1/24). The 21 3-pointers are the second-most behind the record 23 set vs. Fresno State in 1994. The Wildcats have made 10 or more treys in 8 other games, including 11 at Utah (2/17/25).
- ▶ Six Wildcats have registered double-digit 3-pointers led by junior **Brendan Hausen's** 81 makes. He ranks second in the Big 12 in 3-point field goals made, 3-pointers/game (3.0) and percentage (39.9). He ranks among the top-55 in all 4 categories. Other players with double-digit 3-pointers include seniors **Max Jones** (38), **Coleman Hawkins** (30) and junior **Dug McDaniel** (29).

OVERTIME STREAK SNAPPED

- ▶ K-State saw its 12-game winning streak in overtime games end in the 73-70 loss to unbeaten Drake on Dec. 21 in the Wildcat Classic at the T-Mobile Center in Kansas City. In a game in which they trailed by as many as 20 points in the first half, the Wildcats seemingly tied the game at 70-all in overtime on a 3-pointer by senior **Coleman Hawkins** with 13 seconds before the Bulldogs' **Bennett Stirtz's** 3-pointer with 4 seconds left proved to be the game-winner.
- ▶ K-State's 12-game overtime winning streak was the second-longest in Division I history since 1950 and the second-longest current streak behind Florida State (14; 2018-current) and right ahead of Winthrop (10; 2017-current).
- ▶ K-State set the Division I single-season record with 7 overtime wins in 2023-24, which included Providence (73-70), Oral Roberts (88-78), North Alabama (75-74) and Villanova (72-71) in non-conference play and No. 9/9 Baylor (68-64), No. 4/4 Kansas (75-70) and West Virginia (94-90) in Big 12 action.
- ▶ The 7 overtime wins in 2023-24 set the Division I single-season record, snapping a tie of 6 with Wake Forest (1983-84), Chattanooga (1988-89) and Lafayette (2007-08). The 7 overtime wins also broke the school record of 5, while it was the most overtime games in school history (5 total set in 1992-93 and 2022-23). The 6 overtime home wins were also the Division I mark.
- ▶ The loss also snapped coach **Jerome Tang's** 13-game personal winning streak in overtime game, which dated back to an overtime win as interim head coach at Baylor in 2013 over Texas.

TOP 25 SUCCESS UNDER TANG

- ▶ Head coach **Jerome Tang** has enjoyed success against Top 25 teams since he came to K-State prior to the 2022-23 season, posting a 16-15 record, including a 5-2 mark in 2024-25. The win over No. 13/13 Arizona (2/11/25) was the fifth this season, which ties the Wildcats for the most in the Big 12.
- ▶ Tang is now 13-3 at home vs. AP Top 25 opponents, including 4-1 in 2024-25. His 16 career Top 25 wins tie **Tex Winter** (1954-68) for the fourth-most in school history. K-State's 16 Top 25 wins are the third-most nationally since 2022-23, trailing just the 17 by Kansas and Tennessee.

1750 WINS AND COUNTING

- ▶ K-State's win over No. 3/3 Iowa State (2/1/25) represented the 1,750th win in school history, as the Wildcats became the 43rd program in Division I history to accomplish the feat. The school has a 1,753-1,252 all-time record which includes 32 NCAA Tournament appearances and 21 conference championships. K-State joined Oklahoma State, Virginia and Marquette with their 1750th wins this year.

HARTMAN TO HALL OF FAME

HARTMAN SELECTED TO NATIONAL COLLEGIATE BASKETBALL HALL OF FAME

- ▶ Legendary head coach **Jack Hartman**, who won a school-record 295 games during his illustrious 16-year tenure from 1970-86, was among eight individuals announced Dec. 31 to the National Collegiate Basketball Hall of Fame Class of 2024.
- ▶ Hartman was the only head coach in the eight-man induction class, which included Dave Meyers (UCLA), Sihugo Green (Duquesne), Lennie Rosenbluth (North Carolina), Wayne Estes (Utah State), Sam Lacey (New Mexico State), John Rudometkin (USC) and Tom Stith (St. Bonaventure).
- ▶ Hartman won nearly 600 games in his legendary career, which included stints at Coffeyville (Kan.) Community College from 1955-62 and Southern Illinois from 1962-70. He won a NJCAA national championship at Coffeyville in 1961-62, going a perfect 32-0, while he led the Salukis to the 1967 NIT Championship with a 24-2 record.
- ▶ Hartman led K-State to a 295-169 (.636) record, 3 Big Eight regular-season conference titles (1971-72, 1972-73, 1976-77), 2 Big Eight Tournament championships (1977, 1980) and 9 postseason appearances (7 NCAA Tournaments) during his 16 seasons as head coach.
- ▶ Hartman saw the Wildcats post 20 or more wins 7 times, including 24 wins in both 1976-77 and 1980-81. He also guided the Wildcats to the NCAA Tournament 7 times (1972, 1973, 1975, 1977, 1980, 1981, 1982), including 4 trips (1972, 1973, 1975, 1981) to the Elite Eight.
- ▶ Hartman is the sixth person with K-State to be named to the Hall of Fame, including the fourth men's basketball head coach following **Jack Gardner** (2006), **Tex Winter** (2010) and his former player **Lon Kruger** (2022). In addition, former Wildcat players **Rolando Blackman** (2015) and **Bob Boozer** (2016) have also been elected to the Hall of Fame.



NATIONAL POLLS

THE ASSOCIATED PRESS POLL

Updated: February 24, 2025

Rank	School	Record	Points	Prv
1.	Auburn (60)	25-2	1500	1
2.	Duke	24-3	1406	3
3.	Florida	24-3	1397	2
4.	Houston	23-4	1327	5
5.	Tennessee	22-5	1236	6
6.	Alabama	22-5	1198	4
7.	St. John's	24-4	1132	10
8.	Michigan State	22-5	1055	14
9.	Iowa State	21-6	1004	8
10.	Texas Tech	21-6	915	9
11.	Wisconsin	21-6	800	11
12.	Texas A&M	20-7	797	7
13.	Clemson	22-5	712	18
14.	Missouri	20-7	683	15
15.	Michigan	20-6	657	12
16.	Maryland	21-6	630	20
17.	Kentucky	18-9	461	17
18.	Memphis	22-5	393	22
19.	Louisville	21-6	372	25
20.	Purdue	19-9	328	13
21.	Marquette	20-7	527	16
22.	Arizona	18-9	289	19
23.	Saint Mary's	25-4	284	—
24.	Mississippi State	19-8	264	21
25.	BYU	19-8	135	—

Other receiving votes: Creighton 53, Ole Miss 28, **Kansas 25**, New Mexico 23, VCU 20, Oregon 20, UCLA 14, **Drake 12**, UC San Diego 8, High Point 3, Gonzaga 3, Illinois 3, Vanderbilt 2, Utah State 1, Yale 1.

USA TODAY COACHES POLL

Updated: February 24, 2025

Rank	School	Record	Points	Prv
1.	Auburn (28)	25-2	748	1
2.	Duke (2)	24-3	708	3
3.	Florida	24-3	693	2
4.	Houston	23-4	660	5
5.	Tennessee	22-5	610	6
6.	Alabama	22-5	607	4
7.	St. John's	24-4	571	9
8.	Michigan State	22-5	512	13
9.	Iowa State	21-6	492	8
10.	Texas Tech	21-6	467	10
11.	Texas A&M	20-7	438	7
12.	Wisconsin	21-6	384	11
13.	Michigan	20-6	377	12
14.	Clemson	22-5	352	17
15.	Maryland	21-6	326	20
16.	Missouri	20-7	263	16
17.	Louisville	21-6	241	22
18.	Memphis	22-5	205	19
19.	Purdue	19-9	175	14
20.	Saint Mary's	25-4	173	24
21.	Arizona	18-9	159	18
22.	Marquette	20-7	150	15
23.	Kentucky	18-9	137	21
24.	Mississippi State	19-8	89	23
25.	Creighton	19-8	43	—

Other receiving votes: **BYU 39**, New Mexico 29, VCU 22, Ole Miss 15, UC San Diego 14, UCLA 13, **Kansas 11**, Utah State 11, Gonzaga 7, UConn 5, **Drake 2**, Oregon 1, UC Davis 1.

TRACKING K-STATE IN THE POLLS

	AP	Coaches
Pre	rv	rv
11/11	rv	rv
11/18	rv	—
11/25	—	—
12/2	—	—
12/9	—	—
12/16	—	—
12/23	—	—
12/30	—	—
1/6	—	—
1/13	—	—
1/20	—	—
1/27	—	—
2/3	—	—
2/10	—	—
2/17	—	—
2/24	—	—
3/3	—	—
3/10	—	—
Final	—	—

WILDCATS VS. RANKED TEAMS

K-State has played over 400 games vs. ranked teams in their history, posting a 137-298 (.309) record, including 28-85 (.241) vs. the top-5, 56-150 (.267) vs. the top-10 and 81-211 (.271) vs. top-15.

K-State has 45 wins vs. ranked foes in the last 12 seasons, including 17 vs. the top 10 (one over No. 1), and 34 Top 25 wins at home.

PLAYER NOTES

N'GUESSAN CONTINUES STRONG PLAY

▶ Senior **David N'Guessan** has continued his strong play in his fifth and final season in 2024-25, as the De Lie, The Netherlands native has scored in double figures in a team-leading 22 games. He leads the Wildcats in scoring (12.9 ppg.), field goals (141), free throws made (59) and rebounding (7.2 rpg.), while hitting on a Big 12-best 63.2 percent (141-of-223) from the field. He also leads the team in both scoring (12.3 ppg.) and rebounding (7.6 rpg.) in Big 12 play.

▶ N'Guessan earned Big 12 Player of the Week honors for the first time in his career on Feb. 10, as he averaged 21 points on 70.8 percent (17-of-24) shooting with 7.5 rebounds in helping K-State to wins over Arizona State (2/4/25) and No. 16/17 Kansas (2/8/25). He followed his season-high 22-point effort vs. the Sun Devils with a team-high 20 points against the Jayhawks to post back-to-back 20-point games for the first time in his career.

▶ N'Guessan has scored in double figures in 12 of 16 Big 12 games, including the consecutive 20-point performances. He scored a season-high 22 points vs. the Sun Devils on 8-of-11 field goals and 5-of-6 free throws to go with a team-tying 8 rebounds. He made the play of the night with K-State clinging to a 71-70 lead, as he fouled freshman **Jayden Quaintance** as he was attempting to dunk the game-winning basket with 4.1 seconds left, forcing him to hit 2 free throws to win the game. Quaintance missed both and K-State got the rebound.

▶ N'Guessan has double-doubles in 4 Big 12 games, including 12 points and a career-best 17 rebounds at TCU (1/4/25), 12 points and 12 boards at Oklahoma State (1/7/25), 13 points and 11 rebounds at Baylor (1/22/25) and 20 points and 13 rebounds vs. Arizona State (2/23/25). His 17 boards tied for the third-most by a Wildcat in a Big 12 game and were the most since 2008.

▶ N'Guessan, the last remaining member of the 2023 Elite Eight team, is in his third season at K-State after transferring from Virginia Tech in 2022-23. He has scored 799 points in his Wildcat career, connecting on 63 percent from the field, to go with 526 rebounds, 92 assists, 66 blocks and 65 steals in 90 games. He is 14 points shy of 1,000 career points in 147 games at Virginia Tech and K-State.

▶ N'Guessan has been a part of 96 victories in college, including 3 trips to the NCAA Tournament (2021, 2022, 2023), an NIT appearance in 2024, an ACC Tournament title in 2022 at Virginia Tech and Elite Eight run in 2023 at K-State.

MR. ALL-AROUND

▶ Senior **Coleman Hawkins** has proven himself to be an elite all-around player for the Wildcats, as he is the only Division I player to average at least 10 points, 6.5 rebounds, 4.5 assists, 2.0 steals and 1.0 blocks this season. He leads the team in assists (4.5 apg.), steals (2.0 spg.) and blocks (1.3 bpg.) while he is second in rebounding (6.7 rpg.) and fourth in scoring (10.7 ppg.).

▶ Hawkins scored in double figures 15 times (10 in Big 12 play) with a season-high 20 points vs. No. 16/17 Cincinnati (12/30/24) on 7-of-13 field goals. He also has 3 double-digit rebounding games, while he became the first Wildcat to record a points/assists double-double at Allen Fieldhouse vs. Kansas (1/18/25) with 15 points and a career-tying 10 assists for his ninth career double-double.

▶ Hawkins ranks in the Big 12's top-15 in 6 categories, including steals (2.0 spg./6th), minutes (33.3 mpg./7th), assists (4.5 apg./8th), defensive rebounds (4.8/9th), blocks (1.3 bpg./9th) and rebounds (6.7 rpg./11th). He also places in the top-100 nationally in 4 categories, including steals (45th) and assists (80th).

▶ Hawkins is the Wildcats' third-leading scorer (11.7 ppg.) in Big 12 play, scoring in double figures in 10 league games. He also leads the team in steals (25) and blocks (18) while he is second in rebounding (6.4 rpg.) and assists (72).

HAUSEN GOOD FROM 3

▶ Junior guard **Brendan Hausen** has given the Wildcats a scoring threat from 3-point range, as the Villanova transfer ranks second in the Big 12 in total 3-point field goals made (81) and 3-pointers/game (3.0) and third in 3-point field goal percentage (39.9) and 3-point attempts (203).

▶ Hausen has connected on at least 2 made 3-pointers in 22 of 27 games while he had a season-high 6 makes against Cleveland State (11/9/24) and at St. John's (12/7/24). With his 5-of-5 performance vs. Oklahoma State (1/29/25), he became the seventh player to go 5-of-5 or better from 3-point range and the first since **Denis Clemente** went 6-of-6 at Texas on Jan. 31, 2009.

▶ Hausen had his best shooting performance in the Big 12/BIG EAST Battle at St. John's (12/7/24), as he posted his second 20-point game of the season with a career-best 27 points on 9-of-17 field goals, including 6-of-10 from 3-point range. He scored 21 of his 27 points in the first half, becoming the 21st player in school history to score 20 or more points in an opening half.

▶ A starter in all 27 games, Hausen ranks second on the team in scoring (11.8 ppg.) while connecting on 40.3 percent from the field, including 39.9 percent from 3-point range. He ranks second on the team behind **David N'Guessan** with 17 double-digit scoring games, including 15 of the last 23 games.

▶ Dubbed the 'Amarillo Assassin' for his 3-point ability in high school, Hausen has totaled 169 made 3-pointers in his 93-game college career, making 39.7 percent from the field. He was Villanova's top 3-point shooting threat in 2023-24, totaling 61 makes on 38.1 percent shooting from the bench.

HEAD OF THE SNAKE

▶ Junior **Dug McDaniel** is starting to assert himself as the team's point guard, as he has started all 16 Big 12 games after coming off the bench for much of the non-conference season. Since he was put into the lineup in the Big 12 opener, he ranks first in assists (4.8 apg.) and minutes (34.4 mpg.), second in scoring (12.2 ppg.) and steals (1.4 spg.) and third in 3-point field goals made (20).

▶ McDaniel was particularly impactful during the Wildcats' 6-game win streak, as he averaged a team-best 15.2 points on 40.4 percent shooting with 6.7 assists, 3.8 rebounds and 2.2 steals in 34.5 minutes per game. He scored in double figures in 5 of those 6 games, including a pair of 20-point efforts (at No. 3/3 Iowa State and vs. No. 13/13 Arizona), while he posted his second career double-double vs. No. 16/17 Kansas with 15 points and a career-best 11 assists.

▶ McDaniel is one of several options head coach **Jerome Tang** to run the point that also includes versatile big man **Coleman Hawkins**, who is second on the team in assists (118), as well as reserves **C.J. Jones** and **David Castillo**.

▶ K-State is averaging 15.9 assists through 27 games this season, which ranks 49th nationally and sixth in the Big 12, while the team has assists on nearly 60 percent of their made baskets (429 out of 718). The Wildcats have dished out more than 20 assists 5 times, including 30 on 40 field goals while breaking the school scoring record (120) vs. UAPB (12/1/24).

■ SITUATIONAL STATS UNDER TANG

	'24-25	Overall
Overall	13-14	58-39
Big 12 play	7-9	26-26
At Home	9-5	40-9
At Bramlage Coliseum	9-4	38-8
On the Road	2-8	8-24
At Neutral Sites	2-1	10-6
In Overtime	0-1	12-1
vs. Top 25 teams	5-2	16-15
vs. Top 10 teams	1-2	7-5
In games decided by 3 points or less	3-3	9-9
In games decided by 4-5 points	0-2	8-3
In games decided by 6-10 points	1-2	16-8
In games decided by 11-19 points	6-6	15-15
In games decided by 20 or more points	3-1	10-4
Scoring first	9-7	40-20
Leading at the Half	13-4	40-9
Tied at the Half	0-1	2-2
Trailing at the Half	0-9	16-28
K-State shoots 50% or better	6-2	19-3
K-State shoots less than 50%	7-12	39-36
K-State shoots better than opponent	10-3	45-10
Opponent shoots 50% or better	0-4	3-10
Opponent shoots less than 50%	12-10	52-29
K-State out-rebounds opponent	8-4	35-15
Opponent out-rebounds K-State	4-10	16-23
K-State shoots 70% or better from FT Line	6-5	36-18
K-State has more FT attempts	9-4	39-10
Opponent has more FT attempts	4-10	18-29
K-State shoots 40% or better from 3-pt range	6-2	18-7
K-State makes at least 6 3-pt FGs	11-11	43-29
K-State has more turnovers than opponent	4-6	25-24
K-State has less turnovers than opponent	8-5	27-10
K-State equals opponent in turnovers	1-3	6-5
K-State scores 100-plus points	1-0	3-0
K-State scores 90-99 points	0-0	8-0
K-State scores 80-89 points	6-0	15-3
K-State scores 70-79 points	6-3	21-9
K-State scores 60-69 points	0-8	11-17
K-State scores 50-59 points	0-3	1-9
K-State scores less than 50 points	0-0	0-0
Opponent scores 100-plus points	0-0	1-0
Opponent scores 90 or more points	0-0	4-4
Opponent scores 80-89 points	0-5	2-10
Opponent scores 70-79 points	5-5	14-17
Opponent scores 60-69 points	6-4	20-9
Opponent scores 50-59 points	2-0	18-0
Opponent scores less than 50 points	0-0	0-0
K-State has 2 in double figures	0-5	45-28
K-State has 3 in double figures	4-5	47-25
K-State has 4 in double figures	5-4	30-12
K-State has 5 in double figures	3-0	12-0
K-State has 6 in double figures	1-0	4-0

■ OCTAGON OF DOOM // BRAMLAGE COLISEUM [1989-present]



HOME SWEET HOME

▶ K-State has posted a 440-152 (.745) all-time record at Bramlage Coliseum since its opening during the 1988-89 season. The 440 wins are the most at a home venue for the Wildcats, surpassing the 378 wins at Ahearn Field House (1950-88). It is the school's third home venue.

▶ K-State finished the 2022-23 campaign with a 15-1 record at Bramlage Coliseum, which included an 8-1 mark vs. Big 12 foes. The 15 wins tied for the second-most in the arena's history and are the most since also winning 15 in 2013-14, while the 15-1 record is the best since going 16-1 in 2012-13.

▶ K-State has registered a 239-72 (.771) record at home over the past 19 seasons, including a 105-58 (.645) mark in Big 12 play. The 239 wins rank fourth among all Big 12 schools in that span, while the 105 league victories at home are among the tops in the Big 12.

▶ K-State has defeated 54 ranked opponents in the history of Bramlage Coliseum, including 51 ranked Big 12 foes. Four No. 1 teams have been knocked off in the arena's history, including No. 1 Missouri in 1990, No. 1 Texas in 2010, No. 1 Kansas in 2011 and No. 1 Oklahoma in 2016.

▶ K-State is now 38-8 (.844) at Bramlage Coliseum under head coach **Jerome Tang**, including 20-6 (.800) in Big 12 play. Tang is also 13-3 (.813) at home vs. AP Top 25 opponents, including 4-1 in 2024-25.





AROUND THE BIG 12

■ BIG 12 PLAYERS OF THE WEEK

	Player	Newcomer
Nov. 11	Hunter Dickinson, KU	Egor Demin, BYU Zeke Mayo, KU
Nov. 18	Hunter Dickinson, KU	Egor Demin, BYU Joson Sanon, ASU
Nov. 25	Norchad Omier, BU	JT Toppin, TTU
Dec. 2	Keshon Gilbert, ISU	Tucker DeVries, WVU
Dec. 9	Keshon Gilbert, ISU	Joshua Jefferson, ISU
Dec. 16	Hunter Dickinson, KU	Joshua Jefferson, ISU Zeke Mayo, KU
Dec. 23	Darrion Williams, TTU	Jayden Quaintance, ASU
Jan. 6	Javon Small, WVU	Joshua Jefferson, ISU Noah Reynolds, TCU
Jan. 13	Curtis Jones, ISU	Joshua Jefferson, ISU
Jan. 20	Javon Small, WVU	Keyshawn Hall, UCF
Jan. 27	Milos Uzan, HOU	VJ Edgecombe, BU Joshua Jefferson, ISU
Feb. 3	Caleb Love, UA	Robert Wright III, BU
Feb. 10	David N'Guessan, KS	Tobe Awaka, UA
Feb. 17	JT Toppin, TTU	JT Toppin, TTU
Feb. 24	Richie Saunders, BYU	JT Toppin, TTU
Mar. 3		
Mar. 10		

■ BIG 12 PRESEASON POLL

Team (First-place Votes)	Points
1. Kansas (9)	215
2. Houston (5)	211
3. Iowa State (1)	194
4. Baylor	185
5. Arizona (1)	179
6. Cincinnati	140
7. Texas Tech	135
8. K-STATE	133
9. BYU	116
10. TCU	90
11. UCF	83
12. Arizona State	64
13. West Virginia	62
14. Oklahoma State	46
15. Colorado	37
16. Utah	30

Preseason All-Big 12 First Team

Caleb Love, Arizona  
 LJ Cryer, Baylor  
 J'Wan Roberts, Houston  
 Tamin Lipsey, Iowa State  
 Hunter Dickinson, Kansas

Preseason All-Big 12 Second Team

Norchad Omier, Baylor  
 Jeremy Roach, Baylor  
 Keshon Gilbert, Iowa State  
 Dajuan Harris Jr., Kansas

Coleman Hawkins, K-State

Preseason Specialty Awards

Preseason Player of the Year: Hunter Dickinson, Kansas

Preseason co-Newcomer of the Year:

Jeremy Roach, Baylor / Coleman Hawkins, K-State

Freshman of the Year: VJ Edgecombe, Baylor

BIG 12 STANDINGS

	SCHOOL	NET	W-L	Pct.	W-L	Pct.	H	A	N	Streak
(1)	Houston	3	16-1	.941	24-4	.857	14-1	9-0	1-3	W7
—	Arizona	9	12-4	.750	18-9	.667	11-3	6-3	1-3	L1
—	Texas Tech	7	12-5	.706	21-7	.750	14-3	6-2	1-2	L1
—	Iowa State	8	11-5	.688	21-6	.778	14-1	5-4	2-1	L1
—	BYU	29	10-6	.625	19-8	.704	13-2	4-5	1-1	W4
—	Kansas	20	10-7	.588	19-9	.679	13-2	4-7	2-0	W2
—	Baylor	30	8-8	.500	16-11	.593	12-2	2-8	2-1	L2
—	TCU	74	8-8	.500	15-12	.556	13-2	2-7	0-3	L1
—	West Virginia	48	7-9	.438	16-11	.593	11-4	3-6	2-1	L1
—	Utah	73	7-9	.438	15-12	.556	14-3	1-7	0-2	L1
—	K-State	78	7-9	.438	13-14	.481	9-5	2-8	2-1	L3
—	Cincinnati	46	6-10	.375	16-11	.593	11-4	4-7	0-0	W1
—	Oklahoma State	101	5-11	.312	13-14	.481	10-3	2-8	1-3	L1
—	UCF	78	5-11	.312	14-13	.519	11-5	2-6	1-2	W1
—	Arizona State	60	4-12	.250	13-14	.481	5-7	3-6	5-1	W1
—	Colorado	94	2-15	.118	11-17	.393	10-7	0-8	1-2	L1

BIG 12 STAT RANKINGS

Scoring

	Player	G	FG	3FG	FT	Pts	AVG
1.	Hall, Keyshawn - UCF	27	160	38	150	508	18.81
2.	Small, Javon - WVU	27	149	63	130	491	18.19
3.	Toppin, JT - TTU	24	167	10	68	412	17.17
4.	Jones, Curtis - IowaSt	26	152	67	75	446	17.15
5.	Dickinson, Hunter - KU	28	194	9	74	471	16.82
6.	Love, Caleb - UA	27	149	64	75	437	16.19
7.	Omier, Norchad - Baylor	27	155	16	100	426	15.78
8.	Madsen, Gabe - Utah	27	137	82	70	426	15.78
9.	Saunders, Richie - BYU	26	144	60	56	404	15.54
10.	McMillian, Chance - TTU	26	132	64	65	393	15.12

Rebounding

	Player	G	Off	Def	Total	AVG
1.	Omier, Norchad - Baylor	27	102	178	280	10.37
2.	Dickinson, Hunter - KU	28	74	201	275	9.82
3.	Toppin, JT - TTU	24	73	147	220	9.17
4.	Awaka, Tobe - UA	27	79	136	215	7.96
5.	Quaintance, Jayden - ASU	24	72	117	189	7.88
6.	Jefferson, Joshua - IowaSt	27	52	157	209	7.74
7.	Keita, Keba - BYU	26	68	130	198	7.62
8.	Udeh Jr., Ernest - TCU	25	72	115	187	7.48
9.	N'Guessan, David - KState	27	82	113	195	7.22
10.	Hall, Keyshawn - UCF	27	55	130	185	6.85

Scoring Offense

	Team	G	W-L	Pts	AVG
1.	Arizona	27	18-9	2202	81.56
2.	BYU	27	19-8	2181	80.78
3.	Texas Tech	28	21-7	2260	80.71
4.	Iowa St.	27	21-6	2174	80.52
5.	UCF	27	14-13	2130	78.89
6.	Baylor	27	16-11	2119	78.48
7.	Kansas	28	19-9	2125	75.89
8.	Utah	27	15-12	2029	75.15
9.	Houston	28	24-4	2097	74.89
10.	Arizona St.	27	13-14	1989	73.67
11.	Oklahoma St.	27	13-14	1972	73.04
12.	Kansas St.	27	13-14	1958	72.52
13.	Cincinnati	27	16-11	1936	71.70
14.	Colorado	28	11-17	1966	70.21
15.	West Virginia	27	16-11	1849	68.48
16.	TCU	27	15-12	1837	68.04

Scoring Defense

	Team	G	Pts	AVG
1.	Houston	28	1618	57.79
2.	West Virginia	27	1741	64.48
3.	Cincinnati	27	1753	64.93
4.	Texas Tech	28	1865	66.61
5.	Iowa St.	27	1808	66.96
6.	Kansas	28	1885	67.32
7.	TCU	27	1842	68.22
8.	BYU	27	1877	69.52
9.	Baylor	27	1897	70.26
10.	Arizona	27	1901	70.41
11.	Kansas St.	27	1903	70.48
12.	Utah	27	1911	70.78
13.	Colorado	28	2014	71.93
14.	Arizona St.	27	1988	73.63
15.	Oklahoma St.	27	2072	76.74
16.	UCF	27	2167	80.26

Team Summaries

Team	G	PF-PA	Avg score	Margin	FG-FGA	Pct.	3FG-FGA	Pct.	FT-FTA	Pct.	RebF	RebA	Margin
Arizona	27	2202-1901	81.6-70.4	+11.15	783-1655	.473	182-576	.316	454-586	.775	1094	874	+8.15
Arizona St.	27	1989-1988	73.7-73.6	+0.04	678-1540	.440	244-682	.358	389-543	.716	940	1003	-2.33
BYU	27	2181-1877	80.8-69.5	+11.26	783-1615	.485	288-779	.370	327-469	.697	1002	836	+6.15
Baylor	27	2119-1897	78.5-70.3	+8.22	749-1651	.454	235-656	.358	386-513	.752	970	875	+3.52
Cincinnati	27	1936-1753	71.7-64.9	+6.78	736-1617	.455	202-614	.329	262-393	.667	940	895	+1.67
Colorado	28	1966-2014	70.2-71.9	-1.71	681-1524	.447	188-576	.326	416-551	.755	982	921	+2.18
Houston	28	2097-1618	74.9-57.8	+17.11	767-1660	.462	229-569	.402	334-453	.737	1026	866	+5.71
Iowa St.	27	2174-1808	80.5-67.0	+13.56	754-1571	.480	196-560	.350	470-625	.752	977	845	+4.89
Kansas	28	2125-1885	75.9-67.3	+8.57	817-1726	.473	202-588	.344	289-410	.705	1082	978	+3.71
Kansas St.	27	1958-1903	72.5-70.5	+2.04	718-1599	.449	224-656	.341	298-440	.677	912	959	-1.74
Oklahoma St.	27	1972-2072	73.0-76.7	-3.70	658-1543	.426	179-555	.323	477-662	.721	946	905	+1.52
TCU	27	1837-1842	68.0-68.2	-0.19	664-1574	.422	169-554	.305	340-523	.650	926	906	+0.74
Texas Tech	28	2260-1865	80.7-66.6	+14.11	801-1685	.475	271-721	.376	387-504	.768	1036	887	+5.32
UCF	27	2130-2167	78.9-80.3	-1.37	715-1694	.422	229-684	.335	471-606	.777	970	1034	-2.37
Utah	27	2029-1911	75.1-70.8	+4.37	718-1582	.454	229-689	.332	364-578	.630	1063	931	+4.89
West Virginia	27	1849-1741	68.5-64.5	+4.00	660-1553	.425	232-717	.324	297-407	.730	898	990	-3.41



# JEROME TANG

## HEAD COACH

Charter Oak State '07

Third Season at K-State [58-39]

32nd Season Overall | 22nd Season in College



COACH OF THE YEAR

**Jerome Tang**, who was selected as the 2023 Werner Ladder Naismith Men's College Coach of the Year after guiding the Wildcats to a 26-win season and its 13th trip to the Elite Eight in his inaugural season, is in his third season as the 25th head men's basketball head coach at Kansas State in 2024-25.

With his relentless passion, energy and positivity, Tang has re-energized a K-State program which had endured three consecutive losing seasons before his arrival in 2022-23. In his first 2 seasons, he led the Wildcats to a 45-25 (.643) record, including 19 wins in Big 12 play, with consecutive postseason appearances (2023 NCAA Tournament, 2024 NIT) highlighted by the run to the Elite Eight. He is one of just 4 head coaches (**Lon Kruger**, **Frank Martin** and **Bruce Weber**) to help the Wildcats to the postseason in their first 2 seasons.

Among his 58 wins at K-State are 16 against teams ranked in the Top 25, including 7 Top 10 opponents. The 16 career Top 25 wins tie Tex Winter (1954-68) for the fourth-most in school history, while the 7 against Top 10 competition are also fourth all-time. Thirteen of the 16 ranked wins have come in the friendly confines of Bramlage Coliseum, where Tang is 38-8 (.844) overall, including 20-6 (.800) in Big 12 play and 13-3 (.769) against ranked foes. The 13 career home Top 25 wins are the second-most by a head coach in school history.

In addition to the wins over ranked teams, Tang's teams have also proved to be clutch in his short tenure, posting a 13-1 mark in overtime games, including an NCAA single-season record 7 such wins in 2023-24. The 12-game winning streak in overtime games was the second-longest such streak in Division I history since 1950 and the second-longest streak behind Florida State (14; 2018-present) and right ahead of Winthrop (10; 2017-present). Including his time as interim head coach at Baylor, Tang is now 13-1 in overtime games.

Tang has helped reestablish the "Octagon of Doom" as one of the toughest places to play in college basketball, as the Wildcats have played before nine sellouts while posting a 38-7 record at home with 13 wins over Top 25 foes, including a pair of top-5 wins over archrival Kansas, two over top-10 Baylor and No. 6/6 Iowa State. The 15 home wins in 2022-23 were the most in nearly a decade (2014-15) and tied for the second-most in the arena's 35-year history. The eight sellouts in 2022-23 were the most since 2014-15, while the team ranked 23rd nationally in percentage capacity at 87.57 percent in the newly configured 11,010-seat arena.

Despite losing a pair of All-Americans in **Keyontae Johnson** and **Markquis Nowell** as well as a third starter in **Nae'Qwan Tomlin** right before the season, Tang kept the Wildcats in the NCAA Tournament conversation until the very end of the season before receiving a bid to the NIT, where they lost in the first round at Iowa. The team posted a 19-15 overall record, which included a tie for ninth with Oklahoma in the new 14-team Big 12 with an 8-10 mark. Among the 19 wins were 10 over teams that advanced to the postseason (6 NCAA Tournament and 4 NIT teams), including No. 9/9 Baylor, No. 4/4 Kansas, No. 25/21 BYU and No. 6/6 Iowa State.

The victories over the Bears and Jayhawks came in overtime, as the Wildcats set a new Division I single-season record with 7 overtime wins, breaking the mark of 6 set by Wake Forest (1983-84), Chattanooga (1988-89) and Lafayette (2007-08). The 7 overtime wins also broke the school record of 5, set in 1992-93 and 2022-23, while it is the most overtime games in school history (5 total set in 1992-93 and 2022-23). The 6 overtime home wins are also a Division I record, surpassing the 5 by Cincinnati in 1966-67.

Armed with just two returning players, the Wildcats posted a 26-10 overall record in Tang's inaugural season, which included a tie for third place in the nation's most difficult conference – the Big 12 – with an 11-7 mark and the school's 13th appearance in the Elite Eight and the first since 2017-18. The 26 wins are the third-most in school history, trailing the school-record 29 in 2009-10 and the 27 in 2012-13, and just the eighth 25-win campaign. His 26 wins are the second-most by a first-year head coach in school history.

During the team's historic season, Tang coached a pair of All-Americans in 2023 Bob Cousy Award winner **Markquis Nowell** and forward **Keyontae Johnson**, who became the first duo in school history to each earn the recognition from The Associated Press when they were selected to the Third Team. Both players were named to the All-Big 12 First Team, while Johnson was the league's Newcomer of the Year. Nowell was selected as the winner of Cousy Award as the nation's top point guard by the Naismith Basketball Hall of Fame after he finished second nationally in assists/game (8.3 apg.), total assists (297) and total steals (92) while ranking in the top-15 in four others. He was chosen the East Regional

Most Outstanding Player after guiding the Wildcats to the Elite Eight, averaging 23.5 points, 13.5 assists and 4.0 steals in his 4-game NCAA Tournament run, which included a tournament and school-record 19-assist performance in the win over Michigan State on March 23. Nowell was also named a Third Team All-American by *The Sporting News*, NABC and U.S. Basketball Writers Association.

The 2022-23 Wildcats set three school single-season records, including the mark for assists (611), while finishing No. 2 in points (2,742), field goals made (961), 3-point field goals made (258), free throw percentage (74.8) and steals (289) in school history. The 46.1 field goal percentage tied for the seventh-best in the shot clock era and the best since 2017-18. Nowell crushed the single-season marks for assists (297) and steals (92) while he and Johnson became just the second duo in school history to each tally 600 or more points in a single season.

Starting with the 2007-08 season, Tang was pivotal in helping Baylor to a stretch of 15 consecutive seasons of at least 18 wins, including a school-record 30 in 2011-12, en route to a 361-153 (.702) overall record and 10 NCAA Tournament appearances. Since 2010, the Bears have appeared in the NCAA Tournament Sweet 16 five times (2010, 2012, 2014, 2017, 2021), three times advancing to the Elite Eight (2010, 2012, 2021) and once to the Final Four (2021).

In his last three seasons (2019-22) at Baylor, Tang helped the Bears tally an 81-13 (.862) record, including a 43-8 (.843) mark in Big 12 play, with 22 wins over ranked opponents highlighted by the Bears' first National Championship in 2021, as they defeated No. 1 ranked Gonzaga, 86-70, in the national title game. The 2021 Bears also won their first Big 12 Championship in the league's 25-year history, which was the school's first conference title in 71 years, then followed it up with a second-straight crown in 2022 by winning their last five Big 12 games. Baylor's 55-9 (.859) record over the 2020-21 and 2021-22 season was the best among power conference teams.

Despite a season mired by injuries to key players, Tang helped Baylor navigate a successful 2021-22 season that ended in a heartbreaking 93-86 overtime loss to North Carolina in the NCAA Tournament. Down 25 points with 10 minutes left, the Bears rallied to force overtime before faltering late, 93-86, to finish the season with a 27-7 record, including a tie for first place in the Big 12 with a 14-4 mark. The team ran their winning streak to 21 games, including 15 straight to start the year, ascending to the No. 1 ranking for five consecutive weeks.

Baylor lost just twice during its historic national championship season in 2020-21, posting a 28-2 record and a 14-1 mark in Big 12 play which included school-record 11 wins against ranked foes. The Bears enjoyed the best start in program history with an 18-game winning streak, which was the fourth-longest streak in Big 12 history. A school-record 3 Bears earned All-America honors, including **Jared Butler** becoming the first consensus First Team selection.

Tang helped Baylor to what was then the best season in program history in 2019-20, as the Bears spent five consecutive weeks ranked No. 1 nationally en route to posting a 26-4 record, including a 15-3 mark in league play. The team set a Big 12 record with 23 straight wins and were projected to earn a No. 1 seed in the NCAA Tournament before it was cancelled due to the COVID-19 pandemic.

Tang was part of the Baylor rebuild from the beginning, as he assisted Drew in guiding a Bear program that was crippled by NCAA sanctions into one that has advanced to the postseason 13 times in the last 14 seasons, including a current streak of 11 consecutive seasons, and 15 straight winning seasons.

After going 36-69 in their first four seasons, Tang and the Bears were rewarded with their first NCAA Tournament berth in 20 seasons and just their second at the school since 1950 in 2007-08. The team lost to No. 18 Purdue in the first round to conclude the year with a 21-11 record, including 9-7 in Big 12 play, as **Curtis Jerrells** became the first All-Big 12 First Team selection since 2001.

Baylor posted back-to-back 20-win seasons for the first time in school history, as the 2008-09 team advanced to its first Big 12 Championship game before finishing as the runner-up in the NIT. The Bears then made another significant step with two Elite Eight runs in a 3-year period, including the first in the modern era in 2009-10 and to cap a school-record 30-win season in 2011-12.

Prior to Baylor, Tang built a powerhouse at Heritage Christian Academy, a birth-through-high school private school in Cleveland, Texas, as the head coach and athletic director, guiding the Eagles to 4 TAPPS Division A state championships (1995, 1999, 2000, 2001) from 1993 to 2003. His program gained national attention in 2001 when **Cedrick Hensley** scored 101 points in a game. Tang's most-publicized recruit – **Vakeaton "Von" Wafer** – became a McDonald's All-American before playing at FSU and being drafted by the L.A. Lakers in 2005.

## JEROME TANG FILE

<b>Experience</b>	32nd year (Third at K-State)
<b>Date Hired</b>	March 21, 2022
<b>Birthdate</b>	October 7
<b>Hometown</b>	San Fernando, Trinidad [West Indies]
<b>Wife</b>	Careylyen [Rey]
<b>Children</b>	Son Seven, Daughter Ayllyn
	Adopted sons Lamar & Richard Hurd

## EDUCATION

► Charter Oak State College '07 [B.S., Emphasis in Leadership]

## COACHING EXPERIENCE

- Heritage Christian Academy [Texas], Head Coach [1993-2003]
- Baylor, Assistant Coach [2003-17]
- Baylor, Associate Head Coach [2017-22]
- K-State, Head Coach [2022-present]

## COACHING HONORS

- 1995 TAPPS Division A State Champion
- 1999 TAPPS Division A State Champion
- 2000 TAPPS Division A State Champion
- 2001 TAPPS Division A State Champion
- 2022 Texas Association of Basketball Coaches (TABC) Division I Men's Assistant Coach of the Year
- 2023 Big 12 Coach of the Year [league coaches/AP]
- 2023 NABC | USBWA District Coach of the Year
- 2023 Werner Ladder Naismith Men's Coach of the Year
- 2023 *College Hoops Today* National Coach of the Year
- 2023 Ben Jobe National Coach of the Year [finalist]
- 2023 Jim Phelan National Coach of the Year [finalist]
- 2023 Joe B. Hall National Coach of the Year [finalist]

TAPPS is the Texas Association of Private and Parochial Schools

## YEAR-BY-YEAR AS AN ASSISTANT COACH

Year	School	Record (Conf.)	Postseason
2003-04	Baylor	8-21 (3-13/11th)	—
2004-05	Baylor	9-19 (1-15/12th)	—
2005-06	Baylor	4-13^ (4-12/12th)	—
2006-07	Baylor	15-16 (4-12/11th)	—
2007-08	Baylor	21-11 (9-7/t-4th)	NCAA First Rd.
2008-09	Baylor	24-15 (5-11/9th)	NIT Runner-Up
2009-10	Baylor	28-8 (11-5/t-2nd)	NCAA Elite Eight
2010-11	Baylor	18-13 (7-9/t-7th)	—
2011-12	Baylor	30-8 (12-6/t-3rd)	NCAA Elite Eight
2012-13	Baylor	23-14 (9-9/6th)	NIT Champions
2013-14	Baylor	26-12 (9-9/t-6th)	NCAA Sweet 16
2014-15	Baylor	24-10 (11-7/t-4th)	NCAA First Rd.
2015-16	Baylor	22-12 (10-8/t-5th)	NCAA First Rd.
2016-17	Baylor	27-8 (12-6/t-2nd)	NCAA Sweet 16

## YEAR-BY-YEAR AS ASSOCIATE HEAD COACH

Year	School	Record (Conf.)	Postseason
2017-18	Baylor	19-15 (8-10/t-6th)	NIT Second Rd.
2018-19	Baylor	20-14 (10-8/4th)	NCAA Second Rd.
2019-20	Baylor	26-4 (15-3/2nd)	Canceled%
2020-21	Baylor	28-2 (14-1/1st)	NCAA Champions
2021-22	Baylor	27-7 (14-4/t-1st)	NCAA Second Rd.
<b>Totals (19 years)</b>		<b>397-222 (.641)</b>	
<b>Since 2007-08</b>		<b>361-153 (.702)</b>	

## YEAR-BY-YEAR AS A HEAD COACH

Year	School	Record (Conf.)	Postseason
2022-23	K-State	26-10 (11-7/t-3rd)	NCAA Elite Eight
2023-24	K-State	19-15 (8-10)	NIT First Rd.
2024-25	K-State	13-14 (7-9)	
<b>Totals (3 years)</b>		<b>58-39 (26-26)</b>	

^Baylor did not play a non-conference schedule due to NCAA sanctions

%NCAA Tournament cancelled due to COVID-19

# 13-1

Record in Overtime Games

## BY THE NUMBER

- 2021 NCAA Champions
- 2013 NIT Champions
- 2021, 2022 Big 12 Regular-Season Champions
- NCAA Tournaments [11 Appearances]
- [2008, 2010, 2012, 2014, 2015, 2016, 2017, 2019, 2021, 2022, 2023]
- NCAA Final Four [2021]
- NCAA Elite Eight [2010, 2012, 2021, 2023]
- NCAA Sweet 16 [2010, 2012, 2014, 2017, 2021, 2023]
- 13 All-Americans [2 Consensus]
- 62 All-Big 12 Selections [11 on First Team]

## RECORD BREAKDOWN

**Overall:** 60-39 (28-26 Big 12) \*only 2013 games count toward official record

First 4 wins came as an interim head coach at Baylor

- 1/5/13 - Baylor 86, Texas 79 [OT] [Waco, Texas]\*
- 1/8/13 - Baylor 82, at Texas Tech 48 [Lubbock, Texas]\*
- 11/28/20 - Baylor 112, Louisiana 82 [Las Vegas, Nev.]
- 11/29/20 - Baylor 86, Washington 52 [Las Vegas, Nev.]

2024-25 RESULTS

Overall Record: 13-14 (Home: 9-5 // Away: 2-8 // Neutral: 2-1)

Big 12 Record: 7-9 (Home: 5-3 // Away: 2-6)

Date	Rk	Opponent	W/L	Score	Record [Big 12]	High Scorer	High Rebounds	High Assists	High Steals	High Blocks	Attend.
Oct. 29	rv/rv	1FORT HAYS STATE	W	70-56	—	Hausen (15)	N'Guessan (9)	Hawkins (6)	Three players (2)	Onyenso (2)	9,526
Nov. 5	rv/rv	NEW ORLEANS	W	89-65	1-0	N'Guessan (21)	N'Guessan (15)	McDaniel (8)	Two players (2)	Onyenso (2)	9,155
Nov. 9	rv/rv	CLEVELAND STATE	W	77-64	2-0	Hausen (22)	Two players (3)	Hawkins (5)	McDaniel (5)	Hawkins (4)	9,928
Nov. 14	rv/rv	LSU	L	65-76	2-1	Two players (16)	N'Guessan (5)	McDaniel (5)	Three players (2)	Hawkins (1)	9,507
Nov. 19	—/—	MISSISSIPPI VALLEY	W	74-56	3-1	Onyenso (18)	Hawkins (13)	Hawkins (4)	Hawkins (3)	Fall (2)	8,416
Nov. 22	—/—	2vs. George Washington	W	83-71	4-1	N'Guessan (17)	Two players (9)	McDaniel (5)	Hawkins (3)	Hawkins (2)	2,125
Nov. 24	—/—	2vs. Liberty	L	65-67	4-2	Hausen (14)	M. Jones (7)	Hawkins (4)	Five players (1)	Two players (1)	2,225
Nov. 25	—/—	2vs. Longwood	W	80-64	5-2	Hawkins (19)	Hawkins (10)	McDaniel (6)	McDaniel (4)	Hawkins (2)	2,225
Dec. 1	—/—	UAPB	W	120-73	6-2	Achor (21)	N'Guessan (8)	McDaniel (10)	McDaniel (5)	M. Jones (1)	7,971
Dec. 7	—/—	3@rv/rv St. John's	L	71-88	6-3	Hausen (27)	Hawkins (9)	M. Jones (4)	Hawkins (4)	Two players (2)	5,602
Dec. 17	—/—	4DRAKE	L	70-73	6-4	Hawkins (16)	N'Guessan (9)	Hawkins (5)	Hawkins (4)	Hawkins (2)	9,210
Dec. 21	—/—	@Wichita State	L	65-84	6-5	Rich (20)	Hawkins (9)	Hawkins (8)	Rich (2)	Hawkins (3)	8,253
Dec. 30	—/—	16/17 CINCINNATI*	W	70-67	7-5 [1-0]	Hawkins (20)	Hawkins (10)	Hausen (4)	Hawkins (4)	Two players (1)	9,970
Jan. 4	—/—	@TCU*	L	62-63	7-6 [1-1]	McDaniel (12)	N'Guessan (17)	McDaniel (5)	McDaniel (2)	Hawkins (2)	6,108
Jan. 7	—/—	@Oklahoma State*	L	66-79	7-7 [1-2]	Hawkins (18)	N'Guessan (12)	N'Guessan (4)	Hawkins (3)	Two players (2)	5,540
Jan. 11	—/—	12/11 HOUSTON*	L	57-87	7-8 [1-3]	Hausen (15)	Two players (5)	Three players (4)	Three players (1)	—	8,332
Jan. 14	—/—	TEXAS TECH*	L	57-61	7-9 [1-4]	Hausen (13)	M. Jones (9)	Hawkins (3)	Three players (2)	Two players (1)	8,019
Jan. 18	—/—	@9/10 Kansas*	L	74-84	7-10 [1-5]	Hawkins (15)	Hawkins (7)	Hawkins (10)	Castillo (2)	Hawkins (1)	15,300
Jan. 22	—/—	@Baylor*	L	62-70	7-11 [1-6]	N'Guessan (13)	N'Guessan (11)	Hawkins (7)	Two players (1)	N'Guessan (2)	7,500
Jan. 25	—/—	23/23 WEST VIRGINIA*	W	73-60	8-11 [2-6]	McDaniel (15)	Two players (7)	McDaniel (6)	McDaniel (2)	N'Guessan (4)	9,018
Jan. 29	—/—	OKLAHOMA STATE*	W	85-57	9-11 [3-6]	Hausen (18)	Hawkins (9)	Two players (6)	Three players (3)	Hawkins (3)	8,542
Feb. 1	—/—	@3/3 Iowa State*	W	80-61	10-11 [4-6]	McDaniel (20)	N'Guessan (8)	McDaniel (5)	Hawkins (4)	N'Guessan (3)	14,267
Feb. 4	—/—	@Arizona State*	W	71-70	11-11 [5-6]	N'Guessan (22)	Two players (8)	McDaniel (9)	M. Jones (2)	Ikegwuruka (1)	6,868
Feb. 8	—/—	16/17 KANSAS*	W	81-73	12-11 [6-6]	N'Guessan (20)	N'Guessan (7)	McDaniel (11)	Two players (2)	Hawkins (5)	11,010
Feb. 11	—/—	13/13 ARIZONA*	W	73-70	13-11 [7-6]	McDaniel (24)	Two players (7)	Hawkins (4)	McDaniel (5)	Three players (1)	8,914
Feb. 15	—/—	@BYU*	L	65-80	13-12 [7-7]	McDaniel (22)	Hawkins (8)	N'Guessan (3)	McDaniel (2)	—	17,228
Feb. 17	—/—	@Utah*	L	69-74	13-13 [7-8]	Hausen (17)	N'Guessan (7)	Hawkins (7)	Two players (2)	Onyenso (4)	7,537
Feb. 23	—/—	ARIZONA STATE*	L	54-66	13-14 [7-9]	N'Guessan (20)	N'Guessan (13)	McDaniel (7)	Two players (2)	N'Guessan (2)	9,121
Feb. 26	—/—	@UCF*									
Mar. 2	—/—	COLORADO*									
Mar. 5		@Cincinnati*									
Mar. 8		IOWA STATE*									
Mar. 11-15		5vs. TBD									

1 – Exhibition (Bramlage Coliseum, Manhattan, Kan.)  
2 – U.S. Virgin Islands Paradise Jam (UVI Sports & Fitness Center, St. Thomas, U.S.V.I.)  
3 – BIG EAST/Big 12 Battle (Carnesecca Arena, Queens, N.Y.)  
4 – Wildcat Classic (T-Mobile Center; Kansas City, Mo.)  
5 – Phillips 66 Big 12 Conference Tournament (T-Mobile Center; Kansas City, Mo.)  
\* – Big 12 Conference game

Attendance / Record Summary

► Overall

Site	G	W-L	Total	Avg.	High
Home	14	9-5	127,113	9,080	11,010 vs. Kansas (2/8/25)
Away	10	2-8	94,203	9,420	17,228 at BYU (2/15/25)
Neutral	3	2-1	6,575	2,192	2,225 twice
Total	27	13-14	218,671	8,099	17,228 at BYU (2/15/25)

Win/Loss Margin

	1	2	3	4	5	6	7	8	9	10	11	12	13	14	15	16	17	18	19	20-24	25+
Wins (13)	1		2					1				1	2			1		1	1	1	2
Losses (14)	1	1	1	1	1			1		1	1	1	1		1		1				1

Largest Leads / Deficits

► When Leading

Largest Margin of Victory	47 vs. UAPB (12/1/24)
Largest Overall Lead	47 vs. UAPB (12/1/24)
Largest Halftime Lead	30 vs. UAPB (12/1/24)
Largest Lead in a Loss	12 at Baylor (1/22/25)
Largest Halftime Lead in a Loss	4, 4 times
Largest K-State Run	29-7 vs. New Orleans (11/5/24)

► Big 12


Site	G	W-L	Total	Avg.	High
Home	8	5-3	72,926	9,116	11,010 vs. Kansas (2/8/25)
Away	8	2-6	80,348	10,044	17,228 at BYU (2/15/25)
Neutral	—	—	—	—	—
Total	16	7-9	153,274	9,580	17,228 at BYU (2/15/25)

► When Trailing

Largest Margin of Defeat	30 vs. Houston (1/11/25)
Largest Overall Deficit	32 vs. Houston (1/11/25)
Largest Halftime Deficit	22 vs. Houston (1/11/25)
Largest Deficit Overcome in a Win	16 at Arizona State (2/4/25)
Largest Halftime Deficit in a Win	—
Largest Opponent Run	26-8 by Drake (12/17/24)




2024-25 SEASON BOX SCORE



Game Records					Score by Periods				
Record	Overall	Home	Away	Neutral	Team	1st	2nd	OT	TOT
ALL GAMES	13-14	9-5	2-8	2-1	Kansas St.	932	1019	7	1958
CONFERENCE	7-9	5-3	2-6	0-0	Opponents	870	1023	10	1903
NON-CONFERENCE	6-5	4-2	0-2	2-1					

Team Box Score																								
No.	Player				Total		3-Point		F-Throw		Rebounds													
		GP-GS	MIN	AVG	FG-FGA	FG%	3FG-3FGA	3FG%	FT-FTA	FT%	OFF	DEF	TOT	AVG	PF	DQ	A	TO	BLK	STL	PTS	AVG		
1	N'GUESSAN, David	27-27	794:34	29.4	141-223	.632	6-21	.286	59-101	.584	82	113	195	7.2	66	1	38	31	25	21	347	12.9		
11	HAUSEN, Brendan	27-27	749:10	27.7	94-233	.403	81-203	.399	49-59	.831	3	64	67	2.5	35	0	25	19	3	16	318	11.8		
0	MCDANIEL, Dug	26-17	816:57	31.4	118-298	.396	29-106	.274	26-38	.684	11	59	70	2.7	31	0	122	67	0	44	291	11.2		
33	HAWKINS, Coleman	26-26	865:02	33.3	102-256	.398	30-98	.306	43-74	.581	51	124	175	6.7	64	0	118	72	34	51	277	10.7		
2	JONES, Max	27-27	789:15	29.2	88-214	.411	38-102	.373	45-61	.738	39	67	106	3.9	62	0	53	39	9	22	259	9.6		
14	ACHOR, Achor	7-0	92:37	13.2	20-37	.541	3-9	.333	8-12	.667	7	12	19	2.7	18	0	5	9	0	5	51	7.3		
3	JONES, CJ	27-9	522:03	19.3	63-151	.417	15-46	.326	26-39	.667	8	38	46	1.7	57	2	44	28	4	16	167	6.2		
23	RICH, Macaleab	11-0	136:46	12.4	25-38	.658	4-7	.571	13-16	.813	7	14	21	1.9	19	0	2	11	0	5	67	6.1		
34	ONYENSO, Ugonna	18-0	188:24	10.5	25-34	.735	0-0	.000	8-11	.727	15	29	44	2.4	18	0	1	3	15	4	58	3.2		
21	FALL, Baye	4-0	26:07	6.5	5-8	.625	0-0	.000	0-0	.000	4	2	6	1.5	5	0	0	3	3	0	10	2.5		
10	CASTILLO, David	26-2	264:26	10.2	18-73	.247	16-58	.276	13-15	.867	0	15	15	0.6	21	0	19	15	1	9	65	2.5		
4	IKEGWURUKA, Mobi	19-0	154:55	8.2	17-28	.607	0-0	.000	8-14	.571	11	34	45	2.4	20	0	2	8	5	13	42	2.2		
15	MANNING, Taj	7-0	17:15	2.5	2-4	.500	2-4	.500	0-0	.000	1	4	5	0.7	3	0	0	1	0	1	6	0.9		
5	BAIN, Spencer	5-0	07:30	1.5	0-2	.000	0-2	.000	0-0	.000	1	0	1	0.2	1	0	0	1	0	0	0	0.0		
Team											40	57	97					22						
Total		27	5425		718-1599	.449	224-656	.341	298-440	.677	280	632	912	33.8	420	3	429	329	99	207	1958	72.5		
Opponents		27	5425		692-1586	.436	183-552	.332	336-452	.743	304	655	959	35.5	428	2	378	340	91	180	1903	70.5		

2024-25 BIG 12-ONLY SEASON BOX SCORE



Game Records					Score by Periods				
Record	Overall	Home	Away	Neutral	Team	1st	2nd	OT	TOT
ALL GAMES	7-9	5-3	2-6	0-0	Kansas St.	515	584	0	1099
CONFERENCE	7-9	5-3	2-6	0-0	Opponents	520	602	0	1122
NON-CONFERENCE	0-0	0-0	0-0	0-0					

Team Box Score																							
No.	Player				Total		3-Point		F-Throw		Rebounds												
		GP-GS	MIN	AVG	FG-FGA	FG%	3FG-3FGA	3FG%	FT-FTA	FT%	OFF	DEF	TOT	AVG	PF	DQ	A	TO	BLK	STL	PTS	AVG	
1	N'GUESSAN, David	16-16	485:42	30.4	80-132	.606	2-9	.222	35-58	.603	47	74	121	7.6	45	1	20	22	17	12	197	12.3	
0	MCDANIEL, Dug	16-16	550:45	34.4	80-202	.396	20-71	.282	15-21	.714	4	39	43	2.7	23	0	77	45	0	22	195	12.2	
33	HAWKINS, Coleman	15-15	501:28	33.4	65-157	.414	18-57	.316	28-44	.636	27	69	96	6.4	45	0	72	45	18	25	176	11.7	
11	HAUSEN, Brendan	16-16	424:58	26.6	47-127	.370	43-115	.374	28-30	.933	2	37	39	2.4	20	0	13	8	0	8	165	10.3	
2	JONES, Max	16-16	506:34	31.7	55-139	.396	23-65	.354	30-39	.769	23	46	69	4.3	38	0	28	25	4	16	163	10.2	
3	JONES, CJ	16-1	285:07	17.8	36-86	.419	8-28	.286	11-18	.611	5	23	28	1.8	31	1	18	10	1	8	91	5.7	
23	RICH, Macaleab	3-0	26:30	8.8	6-8	.750	0-0	.000	0-0	.000	1	2	3	1.0	3	0	0	4	0	0	12	4.0	
34	ONYENSO, Ugonna	11-0	136:30	12.4	16-19	.842	0-0	.000	4-7	.571	9	16	25	2.3	16	0	1	2	11	4	36	3.3	
4	IKEGWURUKA, Mobi	15-0	134:44	9.0	14-25	.560	0-0	.000	8-14	.571	9	30	39	2.6	18	0	1	6	4	12	36	2.4	
10	CASTILLO, David	15-0	137:58	9.2	8-31	.258	7-25	.280	5-6	.833	0	6	6	0.4	11	0	9	8	1	7	28	1.9	
5	BAIN, Spencer	2-0	04:12	2.1	0-0	.000	0-0	.000	0-0	.000	0	0	0	0.0	0	0	0	0	0	0	0	0.0	
15	MANNING, Taj	2-0	05:33	2.8	0-1	.000	0-1	.000	0-0	.000	0	2	2	1.0	1	0	0	0	0	1	0	0.0	
Team											22	28	50					17					
Total		16	3200		407-927	.439	121-371	.326	164-237	.692	149	372	521	32.6	251	2	239	192	56	115	1099	68.7	
Opponents		16	3200		411-938	.438	106-330	.321	194-270	.719	187	400	587	36.7	245	1	231	189	55	99	1122	70.1	

Opponent	W/L	1H	2H	OT	TOT	+/-	FGM-A	Pct.	3FM-A	Pct.	FTM-A	Pct.	OR	DR	TOT	+/-	A	TO	TO Mar	BLK	STL	PF
KANSAS STATE	W	44	45	—	89	+24	34-73	46.6	13-34	38.2	8-12	66.7	19	26	45	+10	24	9	+3	6	7	12
New Orleans		32	33	—	65		25-64	39.1	9-20	45.0	6-7	85.7	14	21	35		13	12		3	7	13
KANSAS STATE	W	36	41	—	77	+13	26-45	57.8	10-19	52.6	15-26	57.7	7	18	25	-6	16	19	+1	6	12	17
Cleveland State		24	40	—	64		23-60	38.3	6-18	33.3	12-16	75.0	18	13	31		12	20		3	13	20
KANSAS STATE	L	31	34	—	65	-11	23-61	37.7	5-21	23.8	14-20	70.0	8	17	25	-18	13	7	+9	1	7	17
LSU		43	33	—	76		27-54	50.0	8-24	33.3	14-18	77.8	11	32	43		19	16		2	3	19
KANSAS STATE	W	25	49	—	74	+18	23-64	35.9	3-23	13.0	25-27	92.6	21	24	45	+17	15	10	+7	5	8	12
Mississippi Valley State		23	33	—	56		20-53	37.7	8-19	42.1	8-8	100.0	7	21	28		12	17		3	7	19
KANSAS STATE	W	46	37	—	83	+12	29-56	51.8	9-26	34.6	16-27	59.3	11	31	42	+14	19	14	-4	3	9	22
vs. George Washington		27	44	—	71		20-55	36.4	8-25	32.0	23-33	69.7	7	21	28		9	10		2	9	23
KANSAS STATE	L	29	36	—	65	-2	27-60	45.0	7-24	29.2	4-5	80.0	11	22	33	+2	11	13	0	2	5	11
vs. Liberty		32	35	—	67		24-53	45.3	9-20	45.0	10-14	71.4	9	22	31		13	13		0	7	10
KANSAS STATE	W	44	36	—	80	+16	33-56	58.9	11-20	55.0	3-5	60.0	8	28	36	+12	15	18	-5	3	8	19
vs. Longwood		36	28	—	64		24-58	41.4	2-15	13.3	14-19	73.7	8	16	24		8	13		4	8	13
KANSAS STATE	W	63	57	—	120	+47	40-65	61.5	21-40	52.5	19-26	73.1	10	26	36	+8	30	13	+7	1	16	11
UAPB		30	40	—	73		32-68	47.1	6-28	21.4	3-6	50.0	11	17	28		16	20		2	6	17
KANSAS STATE	L	39	32	—	71	-17	25-71	35.2	8-25	32.0	13-20	65.0	12	28	40	-11	10	8	0	4	5	16
@St. John's		35	33	—	88		32-75	42.7	8-27	29.6	16-17	94.1	15	36	51		17	8		7	4	17
KANSAS STATE	L	27	36	7	70	-3	26-52	50.0	7-21	33.3	11-20	55.0	8	18	26	-5	21	13	+1	3	12	15
Drake		36	27	10	73		24-49	49.0	9-16	56.3	16-22	72.7	8	23	31		14	14		2	8	18
KANSAS STATE	L	33	32	—	65	-19	25-69	36.2	9-32	28.1	6-15	40.0	16	22	38	-4	16	12	-4	9	3	18
@Wichita State		29	55	—	84		30-59	50.8	4-10	40.0	20-22	90.9	9	33	42		14	8		8	9	14
KANSAS STATE	W	31	39	—	70	+3	24-55	43.6	6-20	30.0	16-20	80.0	7	23	30	-6	14	11	+4	2	7	8
Cincinnati		29	38	—	67		28-60	46.7	7-19	36.8	4-7	57.1	10	26	36		11	15		2	8	16
KANSAS STATE	L	24	38	—	62	-1	27-69	39.1	6-28	21.4	2-5	40.0	18	29	47	+11	16	12	-6	4	3	19
@TCU		27	36	—	63		24-61	39.3	6-15	40.0	9-16	56.3	10	26	36		10	6		3	4	13
KANSAS STATE	L	24	42	—	66	-13	24-47	51.1	3-14	21.4	15-20	75.0	7	23	30	+1	13	19	-7	5	9	16
@Oklahoma State		43	36	—	79		28-59	47.5	9-21	42.9	14-18	77.8	11	18	29		15	12		3	11	19
KANSAS STATE	L	24	33	—	57	-30	19-47	40.4	10-25	40.0	9-14	64.3	2	18	20	-24	16	15	-10	0	3	17
Houston		46	41	—	87		34-69	49.3	6-14	42.9	13-20	65.0	16	28	44		13	5		4	8	16
KANSAS STATE	L	33	24	—	57	-4	19-52	36.5	9-30	30.0	10-12	83.3	6	18	24	-11	10	10	+4	2	8	13
Texas Tech		31	30	—	61		26-52	50.0	5-13	38.5	4-7	57.1	9	26	35		18	14		3	4	12
KANSAS STATE	L	29	45	—	74	-10	27-59	45.8	6-26	23.1	14-19	73.7	9	16	25	-10	19	5	+5	1	5	17
@Kansas		39	45	—	84		31-56	55.4	6-16	37.5	16-21	76.2	12	23	35		16	10		4	1	13
KANSAS STATE	L	30	32	—	62	-8	24-55	43.6	9-24	37.5	5-9	55.6	10	22	32	-3	16	9	-5	4	2	19
@Baylor		26	44	—	70		21-56	37.5	11-29	37.9	17-21	81.0	13	22	35		14	4		2	3	15
KANSAS STATE	W	42	31	—	73	+13	26-55	47.3	6-17	35.3	15-22	68.2	12	28	40	+4	16	11	-1	7	7	14
West Virginia		18	42	—	60		25-68	36.8	4-21	19.0	6-8	75.0	14	22	36		14	10		2	8	23
KANSAS STATE	W	45	40	—	85	+28	30-57	52.6	12-23	52.2	13-18	72.2	7	24	31	0	17	14	+7	5	15	15
Oklahoma State		23	34	—	57		21-53	39.6	6-19	31.6	9-15	60.0	10	21	31		12	21		3	8	17
KANSAS STATE	W	37	43	—	80	+19	26-58	44.8	10-20	50.0	18-21	85.7	14	25	39	+10	12	18	0	5	11	22
@Iowa State		35	26	—	61		19-52	36.5	8-18	44.4	15-19	78.9	11	18	29		10	18		4	8	17
KANSAS STATE	W	35	36	—	71	+1	27-58	46.6	10-26	38.5	7-10	70.0	8	30	38	+4	20	11	-4	1	5	15
@Arizona State		32	38	—	70		22-57	38.6	12-37	32.4	14-21	66.7	10	24	34		14	7		4	3	12
KANSAS STATE	W	44	37	—	81	+8	33-66	50.0	11-27	40.7	4-6	66.7	5	25	30	-6	23	10	+4	6	7	12
Kansas		36	37	—	73		30-60	50.0	6-19	31.6	7-12	58.3	8	28	36		22	14		2	6	10
KANSAS STATE	W	35	38	—	73	+3	28-62	45.2	1-19	5.3	16-26	61.5	7	26	33	-13	9	10	+7	3	14	15
Arizona		29	41	—	70		26-63	41.3	2-22	9.1	16-19	84.2	13	33	46		13	17		4	7	19
KANSAS STATE	L	22	43	—	65	-15	25-61	41.0	6-21	28.6	9-17	52.9	14	17	31	-10	6	12	0	0	5	17
@BYU		40	40	—	80		27-55	49.1	6-23	26.1	20-26	76.9	14	27	41		18	12		7	6	19
KANSAS STATE	L	32	37	—	69	-5	26-60	43.3	11-25	44.0	6-10	60.0	6	22	28	-23	19	11	+1	8	6	22
@Utah		32	42	—	74		24-63	38.1	3-19	15.8	23-30	76.7	21	30	51		16	12		5	6	15
KANSAS STATE	L	28	26	—	54	-12	22-66	33.3	5-26	19.2	5-8	62.5	17	26	43	+10	13	14	-2	3	8	11
Arizona State		34	32	—	66		25-54	46.3	9-25	36.0	7-10	70.0	5	28	33		15	12		4	8	10
KANSAS STATE																						
@UCF																						
KANSAS STATE																						
Colorado																						
KANSAS STATE																						
@Cincinnati																						
KANSAS STATE																						
Iowa State																						
KANSAS STATE																						
TBD																						

2024-25 SUPERLATIVES

Individual

Category	Kansas State	Opponent
Points Scored	27 - Brendan Hausen at St. John's (12/7/24)	30 - V.J. Edgecombe, Baylor (1/22/25)
Field Goals	10 - David N'Guessan vs. New Orleans (11/5/24) 10 - Dug McDaniel vs. Arizona (2/11/25)	12 - Hunter Dickinson, Kansas (1/18/25)
Field Goals Attempted	22 - Dug McDaniel vs. Arizona (2/11/25)	20 - James White, New Orleans (11/5/24)
Highest FG Percentage (min. 5 made)	100.0 (6-of-6) - David N'Guessan vs. Cleveland State (11/9/24)	100.0 (5-of-5) - Daimion Collins, LSU (11/14/24)
Highest FG Percentage (min. 10 made)	71.4 (10-of-14) - David N'Guessan vs. New Orleans (11/5/24)	73.3 (11-of-15) - Abou Ousmane, Oklahoma State (1/7/25)
3-Point Field Goals Made	6 - Brendan Hausen vs. Cleveland State (11/9/24) 6 - Brendan Hausen at St. John's (12/7/24)	8 - Mitch Mascari, Drake (12/17/24)
3-Point Field Goals Attempted	12 - Brendan Hausen vs. Liberty (11/24/24)	10 - Mitch Mascari, Drake (12/17/24)
3-Point Field Goal Percentage (min. 3 made)	100.0 (5-of-5) - Brendan Hausen vs. Oklahoma State (1/29/25)	80.0 (8-of-10) - Mitch Mascari, Drake (12/17/24)
Free Throws	9 - Brendan Hausen at Iowa State (2/1/25)	11 - V.J. Edgecombe, Baylor (1/22/25)
Free Throws Attempted	10 - David N'Guessan vs. George Washington (11/22/24) 10 - Coleman Hawkins vs. West Virginia (1/25/25)	12 - V.J. Edgecombe, Baylor (1/22/25) 12 - Lawson Lovering, Utah (2/17/25)
Free Throw Percentage (min. 5 made)	100.0 (9-of-9) - Brendan Hausen vs. Oklahoma State (1/29/25) 100.0 (5-of-5) - Max Jones at Oklahoma State (1/7/25)	100.0 (5-of-5) - Zuby Ejiofor, St. John's (12/7/24) 100.0 (6-of-6) - Justin Hill, Wichita State (12/21/24) 100.0 (6-of-6) - Alston Mason, Arizona State (2/4/25) 100.0 (7-of-7) - Ezra Ausar, Utah (2/17/25)
Offensive Rebounds	10 - David N'Guessan vs. New Orleans (11/5/24)	9 - Zuby Ejiofor, St. John's (12/7/24)
Defensive Rebounds	11 - David N'Guessan at Oklahoma State (1/7/25)	10 - Corey Chest, LSU (11/14/24) 10 - Corey Washington, Wichita State (12/21/24) 10 - Shawn Phillips Jr., Arizona State (2/23/25)
Total Rebounds	17 - David N'Guessan at TCU (1/4/25)	14 - Richie Saunders, BYU (2/15/25)
Assists	11 - Dug McDaniel vs. Kansas (2/8/25)	10 - Elijah Hawkins, Texas Tech (1/14/25)
Blocked Shots	5 - Coleman Hawkins vs. Kansas (2/8/25)	5 - Keba Keita, BYU (2/15/25)
Steals	5 - Dug McDaniel vs. Cleveland State (11/9/24) 5 - Dug McDaniel vs. UAPB (12/1/24) 5 - Dug McDaniel vs. Arizona (2/11/25)	4 - Jacoi Hutchinson, George Washington (11/22/24)
Minutes Played	40 - David N'Guessan vs. Drake (12/17/24) 40 - Coleman Hawkins at Kansas (1/18/25)	45 - Daniel Abreu, Drake (12/17/24) 45 - Bennett Stirtz, Drake (12/17/24)

Team

K-State High	K-State Low	Category	Opponent High	Opponent Low
\$120 vs. UAPB (12/1/24)	54 vs. Arizona State (2/23/25)	Points Scored	88 by St. John's (12/7/24)	56 by Mississippi Valley State (11/19/24)
40 vs. UAPB (12/1/24)	19 twice	Field Goals	34 by Houston (1/11/25)	19 by Iowa State (2/1/25)
73 vs. New Orleans (11/5/24)	45 vs. Cleveland State (11/9/24)	Field Goals Attempted	75 by St. John's (12/7/24)	49 by Drake (12/17/24)
61.5 vs. UAPB (12/1/24)	33.3 vs. Arizona State (2/23/25)	FG Percentage	55.4 by Kansas (1/18/25)	36.4 by George Washington (11/22/24)
21 vs. UAPB (12/1/24)	1 vs. Arizona (2/11/25)	3-Point Field Goals Made	12 by Arizona State (2/4/25)	2, twice
\$40 vs. UAPB (12/1/24)	14 at Oklahoma State (1/7/25)	3-Point Field Goals Attempted	37 by Arizona State (2/4/25)	10 by Wichita State (12/21/24)
55.0 vs. Longwood (11/25/24)	5.3 vs. Arizona (2/11/25)	3-Point Field Goal Percentage	56.3 by Drake (12/17/24)	9.1 by Arizona (2/11/25)
25 vs. Mississippi Valley State (11/19/24)	2 at TCU (1/4/25)	Free Throws	23 twice	3 by UAPB (12/1/24)
27 vs. Mississippi Valley State (11/19/24)	5 twice	Free Throws Attempted	33 by George Washington (11/22/24)	6 by UAPB (12/1/24)
92.6 vs. Mississippi Valley State (11/19/24)	40.0 twice	Free Throw Percentage	100.0 by Mississippi Valley State (11/19/24)	50.0 by UAPB (12/1/24)
29 at TCU (1/4/25)	2 vs. Houston (1/11/25)	Offensive Rebounds	21 by Utah (2/17/25)	5 by Arizona State (2/23/25)
31 vs. George Washington (11/22/24)	16 at Kansas (1/18/25)	Defensive Rebounds	36 by St. John's (12/7/24)	13 by Cleveland State (11/9/24)
47 at TCU (1/4/25)	20 vs. Houston (1/11/25)	Total Rebounds	51 twice	28 twice
22 3 times	8 vs. Cincinnati (12/30/24)	Fouls	23 twice	10 3 times
1 3 times	0 24 times	Fouled Out	1 by West Virginia (1/25/25)	0 26 times
30 vs. UAPB (12/1/24)	6 at BYU (2/15/25)	Assists	22 by Kansas (2/8/25)	8 by Longwood (11/25/24)
19 twice	5 at Kansas (1/18/25)	Turnovers	21 by Oklahoma State (1/29/25)	4 by Baylor (1/22/25)
9 at Wichita State (12/21/24)	0 twice	Blocked Shots	8 by Wichita State (12/21/24)	0 twice
16 vs. UAPB (12/1/24)	2 at Baylor (1/22/25)	Steals	13 by Cleveland State (11/9/24)	1 by Kansas (1/18/25)
46 vs. Arizona (2/11/25)	18 twice	Points in Paint	52 by Houston (1/11/25)	16 twice
32 vs. UAPB (12/1/24)	4 twice	Points off Turnovers	31 by Oklahoma State (1/7/25)	5 twice
22 vs. New Orleans (11/5/24)	1 vs. Houston (1/11/25)	2nd Chance Points	20 by Houston (1/11/25)	5 by Longwood (11/25/24)
20, twice	2 at Wichita State (12/21/24)	Fast Break Points	17 by Oklahoma State (1/29/25)	0 by Arizona State (2/23/25)
\$68 vs. UAPB (12/1/24)	4 at Arizona State (2/5/25)	Bench Points	41 by BYU (2/15/25)	4 twice
63 vs. UAPB (12/1/24)	22 at BYU (2/15/25)	Points/1st Half	56 by Houston (1/11/25)	18 by West Virginia (1/25/25)
57.1 vs. UAPB (12/1/24)	26.3 at TCU (1/4/25)	FG Percentage/1st Half	57.6 by Houston (1/11/25)	24.1 by West Virginia (1/25/25)
57 vs. UAPB (12/1/24)	24 vs. Texas Tech (1/14/25)	Points/2nd Half	55 by Wichita State (12/21/24)	26 by Iowa State (2/1/25)
66.7 vs. UAPB (12/1/24)	26.5 vs. Arizona State (2/23/25)	FG Percentage/2nd Half	68.2 by Kansas (1/18/25)	27.3 by Iowa State (2/1/25)
7 vs. Drake (12/17/24)	—	Points/Overtime	10 by Drake (12/17/24)	—
20.0 vs. Drake (12/17/24)	—	FG Percentage/Overtime	50.0 by Drake (12/17/24)	—

*5 School record*





2024-25 SPECIALITY STATS / BIGGEST LEAD / TIME IN LEAD

SPECIALITY STATS

Date	Opponent	PAINT		OFF TOS		2ND CHANCE		FAST BREAK		BENCH		HALFTIME SCORE		
		KS	Opp.	KS	Opp.	KS	Opp.	KS	Opp.	KS	Opp.	KS	Opp.	Marg
11.5	NEW ORLEANS	42	26	15	13	22	12	13	10	19	12	44	32	+12
11.9	CLEVELAND STATE	32	34	24	21	14	18	17	4	17	29	36	24	+12
11.14	LSU	34	34	14	13	10	16	6	12	15	32	31	43	-12
11.19	MISSISSIPPI VALLEY	36	18	17	10	17	8	13	2	35	24	25	23	+2
11.22	vs. George Washington	32	22	10	15	12	10	12	13	26	15	46	27	+19
11.24	vs. Liberty	38	30	11	24	10	11	5	6	19	21	29	32	-3
11.25	vs. Longwood	40	38	11	5	4	5	14	8	23	22	44	36	+8
12.1	UAPB	36	46	32	12	13	6	20	4	68	37	63	33	+30
12.7	@St. John's	32	44	6	11	12	15	14	14	11	25	39	35	+4
12.17	vs. Drake [Kansas City]	38	26	20	21	11	13	8	6	23	4	27	36	-9
12.21	@Wichita State	28	44	6	16	17	12	2	16	30	19	33	29	+4
12.30	16/17 CINCINNATI*	30	36	15	8	8	10	11	9	9	10	31	29	+2
1.4	@TCU*	40	30	4	13	13	19	4	6	12	10	24	27	-3
1.7	@Oklahoma State*	38	34	14	31	10	10	4	14	18	31	24	43	-19
1.11	12/11 HOUSTON*	18	52	7	21	1	20	9	10	12	30	24	46	-22
1.14	TEXAS TECH*	18	40	10	11	11	11	11	7	7	20	33	31	+2
1.18	@9/10 Kansas*	34	46	13	5	8	17	6	6	19	8	29	39	-10
1.22	@Baylor*	30	16	4	7	9	14	3	8	8	23	30	26	+4
1.25	23/23 WEST VIRGINIA*	36	42	11	10	12	19	17	8	15	5	42	18	+24
1.29	OKLAHOMA STATE*	36	30	28	11	9	9	18	17	23	39	45	23	+22
2.1	@3/3 Iowa State*	30	22	18	26	21	6	7	10	6	4	37	35	+2
2.4	@Arizona State*	30	16	11	14	3	11	20	11	4	8	35	32	+3
2.8	16/17 KANSAS*	40	44	13	9	4	6	14	6	13	17	44	36	+8
2.11	13/13 ARIZONA*	46	44	23	10	6	13	10	12	12	27	35	29	+6
2.15	@BYU*	30	40	16	21	8	11	12	15	13	41	22	40	-18
2.17	@Utah*	30	34	8	11	7	14	5	2	12	14	32	32	0
2.23	ARIZONA STATE*	34	30	13	11	9	7	12	0	10	20	28	34	-6
2.26	@UCF*													
3.2	COLORADO*													
3.5	@Cincinnati*													
3.8	IOWA STATE*													

BIGGEST LEAD/TIME IN LEAD

Date	Opponent	W/L	Score	KS Big Lead	Opp Big Lead	Times Tied	LC	KS in Lead	Opp in Lead	Tied
11.5	NEW ORLEANS	W	89-65	26	10	1	5	26:28	13:00	0:22
11.9	CLEVELAND STATE	W	77-64	23	—	1	—	39:03	—	0:57
11.14	LSU	L	65-76	5	17	3	11	5:35	31:22	3:03
11.19	MISSISSIPPI VALLEY	W	74-56	19	2	3	1	35:13	0:59	3:48
11.22	vs. George Washington	W	83-71	19	—	—	—	39:35	—	0:25
11.24	vs. Liberty	L	65-67	5	8	7	9	7:38	25:47	6:35
11.25	vs. Longwood	W	80-64	21	3	6	7	33:12	3:02	3:46
12.1	UAPB	W	120-73	47	—	—	—	39:02	—	0:58
12.7	@St. John's	L	71-88	10	19	3	3	19:12	17:27	3:21
12.17	vs. Drake [Kansas City]	L	70-73	3	20	7	4	5:02	34:14	5:44
12.21	@Wichita State	L	65-84	4	19	4	4	5:38	31:45	2:37
12.30	16/17 CINCINNATI*	W	70-67	9	1	3	2	35:31	0:24	4:05
1.4	@TCU*	L	62-63	6	8	4	5	15:35	20:27	3:58
1.7	@Oklahoma State*	L	66-79	—	21	2	—	—	39:08	0:52
1.11	12/11 HOUSTON*	L	57-87	4	32	—	1	4:31	35:01	0:28
1.14	TEXAS TECH*	L	57-61	6	8	7	5	8:23	26:22	5:15
1.18	@9/10 Kansas*	L	74-84	—	16	—	—	—	39:14	0:46
1.22	@Baylor*	L	62-70	12	9	3	7	28:44	8:31	2:45
1.25	23/23 WEST VIRGINIA*	W	73-60	26	—	1	—	38:35	—	1:25
1.29	OKLAHOMA STATE*	W	85-57	32	—	—	—	38:57	—	1:03
2.1	@3/3 Iowa State*	W	80-61	19	9	4	5	25:56	11:47	2:17
2.4	@Arizona State*	W	71-70	13	16	1	7	19:25	19:30	1:05
2.8	16/17 KANSAS*	W	81-73	15	2	—	10	37:10	2:26	0:24
2.11	13/13 ARIZONA*	W	73-70	8	7	9	10	20:30	12:49	6:41
2.15	@BYU*	L	65-80	1	22	1	2	0:23	38:16	1:21
2.17	@Utah*	L	69-74	5	9	10	6	6:37	26:58	6:25
2.23	ARIZONA STATE*	L	54-66	2	21	1	1	0:29	38:29	1:02
2.26	@UCF*									
3.2	COLORADO*									
3.5	@Cincinnati*									
3.8	IOWA STATE*									

RECORD BY GAME TIME

Time	When K-State Leads	When Opponent Leads	When Tied
10:00, 1st half	11-0	2-11	0-3
Halftime	13-4	0-9	0-1
10:00	12-1	1-12	0-1
5:00	13-1	0-12	0-1
2:00	13-2	0-12	0-0
1:00	13-2	0-12	0-0

HALF SPLITS

K-State	Most Points	Fewest Points
1st Half	63, 12/1/24 vs. UAPB	22 at BYU
2nd Half	57, 12/1/24 vs. UAPB	24, 1/14/25 vs. Tech
Overtime	7, 12/17/24 vs. Drake	—

Opponents	Most Points	Fewest Points
1st Half	46, 1/11/25 by Houston	18, 1/25/25 by WVU
2nd Half	55, 12/21/24 by WSU	26, 2/1/25 by ISU
Overtime	10, 12/17/24 by Drake	—

Halftime Margin

Biggest Lead	30 points, 12/1/24 vs. UAPB
Biggest Deficit	22 points, 1/11/25 vs. Houston

OPENING TIP

Result	Record
K-State controls	11-11
Opponent controls	2-3

FIRST OFF BENCH

Player	Times
C.J. Jones	14
Dug McDaniel	8
David Castillo	8
Mobi Ikegwuruka	7
Ugonna Onyenso	5
Achor Achor	4
Macaleab Rich	2
Baye Fall	1

DOUBLE-DOUBLES

Player	S/C	Date/Opp.	Stat Line
David N'Guessan	1/4	11/5/24 vs. UNO	21p/15r
Coleman Hawkins	1/7	11/25/24 vs. Longwood	19p/10r
Dug McDaniel	1/1	12/1/24 vs. UAPB	18p/10a
Coleman Hawkins	2/8	12/30/24 vs. Cincinnati	20p/10r
David N'Guessan	2/5	1/4/25 at TCU	10p/17r
David N'Guessan	3/6	1/7/25 at Oklahoma State	12p/12r
Coleman Hawkins	3/9	1/18/25 at Kansas	15p/10a
David N'Guessan	4/7	1/22/25 at Baylor	13p/11r
Dug McDaniel	2/2	2/8/25 vs. Kansas	15p/11a
David N'Guessan	5/8	2/23/25 vs. Arizona State	20p/13r

2024-25 BOXSCORES/RECAPS

01 NEW ORLEANS

Nov. 5, 2024 | Manhattan, Kan. / Bramlage Coliseum

New Orleans	32	33	—	65
K-STATE	44	45	—	89

- Senior **David N'Guessan** registered his fourth career double-double with a game-high 21 points and 15 rebounds in helping K-State to an 89-65 win over New Orleans in the season opener for both teams on Nov. 5 before 9,155 fans at Bramlage Coliseum.
- N'Guessan had a double-double (11 points, 11 rebounds) in the first half before earning his first career 20-point, 10-rebound performance of his college career. His 21 points were two shy of his career-high of 23 vs. Abilene Christian on Dec. 6, 2022, while his 15 boards were one short of his career-high of 16 against Iowa State in his last game at home on March 9.
- N'Guessan was joined in double figures by senior **Max Jones** (19 points) and junior **Brendan Hausen** (17 points), who combined for 8 of the Wildcats' 13 made 3-point field goals on the night. The 13 triples tied for the 10th-most in a game in school history and were the most since knocking down 15 against West Virginia in overtime on Feb. 26, 2024.
- Trailing by as many 10 points near the midway point of the first half, the K-State offense exploded for 74 of its 89 points in the last 29 minutes of action. The Wildcats ended the first half on a 29-7 run, flipping a 25-15 deficit with 10:15 to play into a 44-32 halftime advantage.
- Hausen (12 points) and Jones (8) combined for 20 of the team's 29 points during this pivotal run, including 5 by Jones in the last 2 seconds of the half.
- K-State's lead never dropped below 18 points in the second half and grew to as many as 26 after a pair of free throws by junior **Dug McDaniel** with 5:47 to play. McDaniel dishied out a game-high 8 assists to go with 6 points and 2 steals in 23 minutes off the bench in his first career action.
- The Wildcats finished the night with 24 assists on 34 made field goals with just 9 turnovers, the fewest in a game since posting just 5 in the win over Michigan State in the 2022 NCAA Tournament.
- K-State moved to 94-27 all-time season openers, including 82-10 at home and 30-3 at Bramlage Coliseum. The Wildcats have now won 19 of their last 22 openers.
- New Orleans (0-1) saw three players score in double figures led by 19 from sophomore guard **Jah Short**. He was joined in double figures by senior **James White** (14 points) and junior **Dae Dae Hunter** (10 points).

NEW ORLEANS (0-1)														
No.	Name	PTS	FG	3FG	FT	O	D	R	PF	A	TO	S	B	MIN
22	PRINCE, Kerwin	F	6	3-7	0-0	0-0	2	3	5	3	1	1	0	17
01	JACOBS, JR	G	9	3-6	3-4	0-0	0	2	2	2	4	1	1	23
02	SHORT, Jah	G	19	7-12	2-4	3-4	2	1	3	0	4	3	2	34
05	WHITE, James	G	14	6-20	1-5	1-1	0	8	8	0	1	2	0	36
13	VINCENT, Jamond	G	5	2-6	1-3	0-0	1	3	4	1	1	2	2	29
23	THOMAS, MJ	T	2	1-5	0-0	0-0	6	6	3	0	0	1	1	23
10	HUNTER, Dae Dae	T	10	3-6	2-4	2-2	0	2	2	0	1	0	0	15
20	RIDGBATHAM, Kohen	O	0	0-1	0-0	0-0	0	0	0	0	1	0	0	5
20	DAVIS, Luke	O	0	0-0	0-0	0-0	0	0	2	0	1	0	0	7
03	GRANT, Theo	O	0	0-1	0-0	0-0	0	2	2	1	0	0	0	6
11	COLEMAN, Leland	O	0	0-0	0-0	0-0	0	0	1	1	0	0	0	3
15	KEMP, Grant	O	0	0-0	0-0	0-0	1	0	1	0	1	0	0	1+
32	SWARD, Jackson	O	0	0-0	0-0	0-0	0	0	0	0	0	0	0	1+
TEAM						2	0	2						
TOTALS		65	25-64	9-20	6-7	14	21	35	13	13	12	7	3	200
			FG	FG%	3FG	3FG%	FT	FT%	Deadball Rebounds: 0, 1					
1st Half		12-29	41.4	4-11	36.4	4-5	80.0		Biggest Run: 9 (13:33 1H)					
2nd Half		13-35	37.1	5-9	55.6	2-2	100.0		Largest Lead: 10 (13:33 1H)					
GAME		25-64	39.1	9-20	45.0	6-7	85.7		Technical Fouls: none					

K-STATE (1-0)														
No.	Name	PTS	FG	3FG	FT	O	D	R	PF	A	TO	S	B	MIN
01	N'GUESSAN, David	W	21	10-14	1-2	0-1	10	5	15	0	2	1	1	30
33	HAWKINS, Coleman	W	5	2-9	1-6	0-0	2	7	9	0	5	2	1	32
02	JONES, Max	G	19	7-10	4-5	1-3	3	0	3	1	3	1	2	26
03	JONES, C.J.	G	8	3-6	2-3	0-0	0	2	2	2	4	2	0	24
11	HAUSEN, Brendan	G	17	5-10	4-9	3-3	0	3	2	1	0	1	1	27
34	ONYENSO, Ugonna	T	2	1-2	0-0	0-0	2	2	0	0	1	0	2	11
00	McDANIEL, Dug	G	6	2-8	0-3	2-2	0	0	0	1	8	2	0	23
23	RICH, Macaleab	G	4	1-4	0-0	2-3	2	3	5	3	0	0	0	11
10	CASTILLO, David	G	3	1-8	1-6	0-0	0	1	1	2	1	0	0	11
21	FALL, Baye	G	4	2-2	0-0	0-0	0	0	0	1	0	0	0	12
15	MANNING, Taj	O	0	0-0	0-0	0-0	0	0	0	0	0	0	0	1
TEAM						1	3	4						
TOTALS		89	34-73	13-34	8-12	19	26	45	12	24	9	7	6	200
			FG	FG%	3FG	3FG%	FT	FT%	Deadball Rebounds: 2, 0					
1st Half		15-37	40.5	8-20	40.0	6-10	60.0		Biggest Run: 10 (18:44 2H)					
2nd Half		19-36	52.8	5-14	35.7	2-2	100.0		Largest Lead: 26 (5:47 2H)					
GAME		34-73	46.6	13-34	38.2	8-12	66.7		Technical Fouls: None					

Officials: Doug Simmons, Keith Patterson, Gregory Nixon  
Attendance: 9,155 | Start Time: 7:01 p.m. | Game Duration: 1:53  
K-State led for 26:28 // UNO led 13:00 // Game was tied for 0:32  
Lead Changes: 5 // Times Tied: 1

Points From	Off Turnovers	Paint	2nd Chance	Fast Break	Bench
New Orleans	13	26	12	10	12
K-State	15	42	22	13	19

02 CLEVELAND STATE

Nov. 9, 2024 | Manhattan, Kan. / Bramlage Coliseum

Cleveland State	24	40	—	64
K-STATE	36	41	—	77

- Junior **Brendan Hausen** led four Wildcats in double figures with a career-high 22 points, including 6 made 3-point field goals, as K-State earned a 77-64 win over Cleveland State on Nov. 9 before 9,928 fans at Bramlage Coliseum.
- Hausen followed up his 17-point effort in the season-opening win over New Orleans on Tuesday night with his first career 20-point game. He became the first Wildcat with 6 made 3-point field goals since **Tyler Perry** did so against Cincinnati on March 3, 2024. He is now shooting 60 percent (12-of-20) from the field, including 55.6 percent (10-of-18) from 3-point range, after 2 games.
- Hausen was joined in double figures by seniors **Coleman Hawkins** (12 points), **David N'Guessan** (12 points) and **Max Jones** (11 points). Hawkins tied a career-high with 4 blocked shots to go with 5 assists, 3 steals and 2 rebounds in 31 minutes. N'Guessan went 6-of-6 from the field.
- K-State (2-0) never trailed in the contest, as the Wildcats connected on 57.8 percent (26-of-45) from the field, including 52.6 percent (10-of-19) from 3-point range, with 16 assists on 26 made field goals. Thanks to Hausen's 6 triples, the team had double-digit 3-point field goals (10) for the second game in a row.
- The Wildcats, who led by as many as 23 points in the second half, were prevented from a larger victory by 19 turnovers, which the Vikings (1-2) converted into 21 points. The team had more turnovers in the first half (10) than they had in the entire game (9) against New Orleans.
- However, K-State was able to turn Cleveland State over 20 times, including 12 steals, scoring 24 points off miscues. Junior **Dug McDaniel** was responsible for 5 of the team's 12 steals, becoming the first Wildcat since **Marquis Nowell** to post 5 or more steals in a game in the 2023 NCAA Tournament.
- Unlike the opener against UNO, the Wildcats got off to a fast start against the Vikings thanks in part to 6 early points from Hausen in a 10-2 start. The lead grew to 16 points (36-20) in the first half after a second 3-pointer from Hausen with 1:39 left before halftime.
- After CSU got to within 36-26 moments into the second half, K-State blew the game open by scoring 20 of the next 29 points to take its first 20-point lead at 56-35, forcing a timeout with 11:35 remaining. Back-to-back 3-pointers by Hausen and Max Jones gave K-State a 77-57 lead with 2:11 to play before CSU closed the final score to 77-64 with the game's final 7 points.

CLEVELAND STATE (1-2)														
No.	Name	PTS	FG	3FG	FT	O	D	R	PF	A	TO	S	B	MIN
07	ABIDDE, Isaac	F	1	0-4	0-0	1-2	2	1	3	1	0	1	0	16
12	ARNETT, Dylan	F	10	4-7	0-0	2-2	3	1	4	0	1	0	1	27
00	SMITH, Tevin	G	8	4-10	0-3	0-0	0	1	1	3	0	0	1	16
01	STAVESKIE, Tahj	G	8	3-8	2-7	0-0	0	1	1	3	2	1	0	25
22	ROBINSON, Chase	G	8	2-5	1-2	3-4	1	0	1	3	1	2	3	16
06	DIBBA, Ebrima	T	2	1-6	0-0	0-0	1	3	4	0	4	3	0	24
20	FRANKLIN, Cole	G	6	1-7	0-2	4-4	1	2	3	1	1	3	3	24
04	STEVENS, Je'Shawn	O	10	4-6	2-3	0-0	1	3	4	3	1	2	1	18
15	ROBINSON, Reece	B	8	3-4	1-1	1-2	7	0	7	3	1	4	1	18
32	DEBRICK, KJ	G	3	1-3	0-0	1-2	0	1	1	3	0	0	0	13
11	WATSON, Chaz	O	0	0-0	0-0	0-0	0	0	0	0	0	0	0	2
TEAM						2	0	2			3			
TOTALS		64	23-60	6-18	12-16	18	13	31	20	12	20	13	3	200
			FG	FG%	3FG	3FG%	FT	FT%	Deadball Rebounds: 5, 1					
1st Half		9-32	28.1	1-9	11.1	5-6	83.3		Biggest Run: 8 (8:32 2H)					
2nd Half		14-28	50.0	5-9	55.6	7-10	70.0		Largest Lead: 0					
GAME		23-60	38.3	6-18	33.3	12-16	75.0		Technical Fouls: Abidde					

K-STATE (2-0)														
No.	Name	PTS	FG	3FG	FT	O	D	R	PF	A	TO	S	B	MIN
01	N'GUESSAN, David	W	12	6-6	0-0	0-2	1	2	3	1	2	3	1	29
33	HAWKINS, Coleman	W	12	3-7	2-3	4-8	1	1	2	1	5	4	3	41
02	JONES, Max	G	11	4-6	1-2	2-3	1	0	1	3	1	2	0	18
03	HAUSEN, C.J.	G	3	1-2	0-0	1-1	0	1	0	1	0	2	3	14
11	HAUSEN, Brendan	G	22	7-10	6-9	2-3	0	3	3	3	1	1	0	31
00	McDANIEL, Dug	G	6	2-7	0-2	2-4	1	1	2	1	4	2	5	29
21	FALL, Baye	G	4	2-3	0-0	0-0	1	0	1	1	2	0	1	11
23	RICH, Macaleab	G	3	1-1	1-1	0-0	0	1	1	1	0	1	0	12
10	CASTILLO, David	G	4	0-2	0-1	4-5	0	1	1	2	1	0	0	12
34	ONYENSO, Ugonna	O	0	0-0	0-0	0-0	0	2	2	1	0	0	0	7
04	KEGWURUKA, Mobi	O	0	0-0	0-0	0-0	0	0	0	1	0	1	0	2
15	MANNING, Taj	O	0	0-1	0-1	0-0	0	1	1	0	0	0	0	2
05	BAIN, Spencer	O	0	0-0	0-0	0-0	0	0	0	1	0	1	0	2
TEAM						2	5	7						
TOTALS		77	26-45	10-19	15-26	7	18	25	17	16	19	12	6	200
			FG	FG%	3FG	3FG%	FT	FT%	Deadball Rebounds: 9, 0					
1st Half		12-23	52.2	2-6	33.3	10-14	71.4		Biggest Run: 8 (17:15 1H)					
2nd Half		14-22	63.6	8-13	61.5	5-12	41.7		Largest Lead: 23 (11:12 2H)					
GAME		26-45	57.8	10-19	52.6	15-26	57.7		Technical Fouls: None					

Officials: Kipp Kissinger, Brooks Wells, Marques Pettigrew  
Attendance: 9,928 | Start Time: 7:01 p.m. | Game Duration: 2:20  
K-State led for 39:03 // Cleveland State did not lead // Game was tied for 0:57  
Lead Changes: 0 // Times Tied: 1

Points From	Off Turnovers	Paint	2nd Chance	Fast Break	Bench
Cleveland State	21	34	18	4	29
K-State	24	32	14	17	17

03 LSU

Nov. 14, 2024 | Manhattan, Kan. / Bramlage Coliseum

LSU	43	33	—	76
K-STATE	31	34	—	65

- A 16-2 run midway the first half gave LSU all the momentum it would need, as the Tigers shot 50 percent from the field to hand K-State its first loss of the season with a 76-65 win on Nov. 14 before 9,507 fans at Bramlage Coliseum.
- In the return of former Wildcat **Cam Carter**, who led all scorers with 20 points, the Tigers (3-0) were stellar on both end of the court, dominating the glass 43-25 while holding the Wildcats (2-1) to just 37.7 percent (23-of-61) from the field, including 23.8 percent (5-of-21) from 3-point range.
- LSU entered the game allowing just 60.5 points per game, including the nation's best 3-point field goal percentage defense (11.8 percent; 4-of-24).
- Senior **David N'Guessan**



2024-25 BOXSCORES/RECAPS

04 MISSISSIPPI VALLEY STATE

Nov. 19, 2024   Manhattan, Kan. / Bramlage Coliseum					
Mississippi Valley	23	33	—	56	
K-STATE	25	49	—	74	

- K-State shook off a disappointing first half with a 16-3 run out of halftime, as the Wildcats ended their season-opening 4-game homestand with a 74-56 win over Mississippi Valley State on Nov. 19 before 8,416 fans at Bramlage Coliseum.
- On night when its 3-point shooting was off, K-State (3-1) used rebounding and free throw shooting to flip a 2-point halftime lead into an 18-point victory over Mississippi Valley State (1-4). The Wildcats held a 45-28 advantage on the glass, scoring nearly half their points in the paint (36), while converting on an impressive 25 of 27 attempts from the free throw line.
- The 92.6 free throw percentage was the second highest in a game all-time on a minimum of 20 attempts and the highest since connecting on 93.9 percent (31-of-33) at Texas on Jan. 3, 2023.
- Junior center **Ugonna Onyenso** paced three Wildcats in double figures with a career-high 16 points on 6-of-7 field goals and 4-of-4 free throws, while junior **C.J. Jones** and senior **David N'Guessan** added 12 and 10 points, respectively. Senior **Coleman Hawkins** made up for a poor offensive night with a career-tying 13 rebounds, 4 assists and 3 steals.
- The Wildcats opened the game 1-of-7 from the field, including 0-of-5 from 3-point range. However, they turned their attention to the size advantage in the middle with Onyenso, who scored 8 points in a 12-0 run.
- The lead grew to 21-7 after the first made 3-pointer from freshman **David Castillo**, but the Delta Devils outscored the Wildcats, 16-2, over the next few minutes to tie the game at 23 with 30.3 seconds left. Castillo converted on a baseline jumper with 1.7 seconds to give K-State a 25-23 lead at the break.
- MVSU would tie the game just seconds into the second half before a 3-pointer from junior **Brendan Hausen** ignited a 10-0 run that pulled K-State ahead at 35-25. The lead grew to 13 (41-28) after consecutive baskets by **C.J. Jones** then reached 16 (50-34) after a rare 4-point play from Hausen. Back-to-back layups by sophomore **Macaleab Rich** and N'Guessan extended the lead to its largest at 62-43 right before the media timeout with 6:45 to play.
- The Delta Devils scored 9 in a row to once again get within 10 points at 62-52 with 4:38 to play before Hawkins' first field goal make of the game started a 9-0 run that pushed the Wildcats back out at 71-52 with 1:56 to play. Junior **Max Jones** (3 points) and N'Guessan (4 points) finished off the run.

MISSISSIPPI VALLEY STATE (1-4)																
No.	Name	PTS	FG	3FG	FT	O	D	R	PF	A	TO	S	B	MIN		
05	HAMILTON, Walter	F	4	2-4	0-1	0-0	2	4	6	1	2	0	1	1	19	
15	STREDIC, Alvin	F	2	0-4	0-0	2-2	1	2	3	4	0	2	0	25		
00	TATE, Arthur	G	16	6-15	2-5	2-2	0	3	3	2	2	3	1	0	37	
03	SANDERS, Donovan	G	7	2-11	1-4	2-2	2	0	2	4	2	3	1	0	24	
14	IVORY III, George	G	3	1-1	1-1	0-0	0	3	3	0	0	0	0	0	18	
21	HORTON, Jair	S	5	2-6	1-3	0-0	1	0	1	2	2	2	2	1	18	
25	UMOH, Daniel	0	0-0	0-0	0-0	0	3	3	0	0	2	2	0	1	7	
22	SALERY, Darrion	0	0-1	0-0	0-0	0	1	1	1	0	0	0	0	5		
01	SISK, Antonio	15	6-9	3-4	0-0	2	2	2	2	4	2	2	2	0	30	
10	MOORE, Greg	0	0-1	0-1	0-0	0	1	1	1	0	0	0	0	9		
35	PACE, Jonathan	4	1-1	0-0	2-2	1	1	2	2	0	0	0	0	8		
TEAM						0	1				2					
TOTALS		56	20-53	8-19	8-8	7	21	28	19	12	17	7	3	200		

	FG	FG%	3FG	3FG%	FT	FT%	Deadball Rebounds: 2,0
1st Half	9-26	34.6	5-12	41.7	0-0	0.0	
2nd Half	11-27	40.7	3-7	42.9	8-8	100.0	
GAME	20-53	37.7	8-19	42.1	8-8	100.0	Largest Lead: 2 (18:07 1H) Technical Fouls: Sanders

K-STATE (3-1)																
No.	Name	PTS	FG	3FG	FT	O	D	R	PF	A	TO	S	B	MIN		
01	N'GUESSAN, David	W	10	4-5	0-0	2-2	5	0	5	2	1	0	1	0	22	
33	HAWKINS, Coleman	W	2	1-11	0-2	0-0	7	6	13	0	4	2	3	0	32	
02	JONES, Max	G	7	2-7	0-4	3-3	2	3	5	1	1	1	0	1	22	
03	JONES, C.J.	G	12	2-5	0-0	8-9	1	3	4	3	3	3	0	0	27	
11	HAUSEN, Brendan	G	8	2-11	2-11	2-3	0	1	1	1	1	0	1	1	34	
34	ONYENSO, Ugonna	16	6-7	0-0	4-4	2	2	4	0	0	0	0	0	0	12	
10	CASTILLO, David	S	5	2-8	1-6	0-0	0	0	0	0	1	1	0	0	20	
14	ACHOR, Achor	4	0-3	0-0	4-4	0	2	2	1	2	2	0	0	10		
23	RICH, Macaleab	8	3-4	0-0	2-2	1	4	5	3	2	1	0	1	0	14	
21	FALL, Baye	2	1-3	0-0	0-0	2	1	3	1	0	2	0	2	7		
TEAM						1	2	3								
TOTALS		74	23-64	3-23	25-27	21	24	45	12	15	10	8	5	200		

	FG	FG%	3FG	3FG%	FT	FT%	Deadball Rebounds: 1,0
1st Half	10-35	28.6	1-13	7.7	4-4	100.0	
2nd Half	13-29	44.8	2-10	20.0	21-23	91.3	
GAME	23-64	35.9	3-23	13.0	25-27	92.6	Largest Lead: 19 (0:03 2H) Technical Fouls: Rich

**Officials:** Doug Simmons, Gregory Nixon, Tommy Johnson  
**Attendance:** 8,416 | **Start Time:** 7:01 p.m. | **Game Duration:** 1:55  
 K-State led for 35:13 // MVSU led 0:59 // Game was tied for 3:48  
**Lead Changes:** 1 // **Times Tied:** 3

Points From	Off Turnovers	Paint	2nd Chance	Fast Break	Bench
MVSU	10	18	8	2	24
K-State	17	36	17	13	35

05 vs. GEORGE WASHINGTON

Nov. 22, 2024   St. Thomas, U.S.V.I. / E.W. Blake Center					
GW	27	44	—	71	
K-STATE	46	37	—	83	

- Senior **David N'Guessan** paced five Wildcats in double figures with a near double-double, as K-State jumped out to a big lead en route to posting an 83-71 win over George Washington on day one of the Paradise Jam on Nov. 22 before 2,125 fans at the Elridge Wilburn Blake Sports and Fitness Center.
- N'Guessan finished a rebound short of a double-double with a team-high 17 points on 5-of-8 field goals and 7-of-10 free throws to go with a game-high tying 9 rebounds and 3 assists in 35 minutes.
- The Wildcats, who shot better than 50 percent in each half, got contributions from across the board, as N'Guessan was joined in double figures by junior **Dug McDaniel** (13 points), senior **Max Jones** (12 points), junior **Brendan Hausen** (11 points) and senior **Achor Achor** (10 points).
- It marked the first time this season that five Wildcats scored in double figures and the first time since a win over Texas at the 2024 Big 12 Championship.
- A sixth Wildcat – senior **Coleman Hawkins** – narrowly missed double figures with 9 points to go with a game-tying 9 rebounds and team-highs in both steals (3) and blocks (2) in 32 minutes.
- K-State used an emphatic start to upend previously unbeaten GW (4-1), putting together its most complete first half of the season in jumping out to a 19-point halftime lead. Eight different players scored in the opening half, as the Wildcats connected on 51.7 percent (15-of-29) from the field while holding the Revolutionaries to just 25 percent (7-of-28) shooting.
- The Wildcats led by 11 points (20-9) at the second media timeout then by 18 points (34-16) after a free throw by N'Guessan with 5:36 before halftime. After the Revs closed to with 37-25 with less than 3 minutes left, they responded with 6 straight points to end the half to go ahead 46-27 at the break.
- GW scored 9 of the first 12 points out of halftime and made numerous attempts at a comeback, including a 10-0 run that closed the deficit to 59-55 with 10:20 to play. However, each time, K-State provided an answer, including a 3-pointer from Hawkins and a 4-point play from senior **Max Jones**, that pushed the lead back out to 66-57 less than a minute later.
- Although the Revs got to within 7 points twice down the stretch, including 71-64 with 7:09 to play, the Wildcats ran off 6 straight points to push the lead back to double figures and maintained it the rest of the way.

GEORGE WASHINGTON (4-1)																
No.	Name	PTS	FG	3FG	FT	O	D	R	PF	A	TO	S	B	MIN		
03	BUCHANAN Jr., Darren	F	9	3-11	0-2	3-7	1	6	7	1	5	4	1	0	40	
30	CASTRO, Rafael	C	12	3-7	0-0	6-8	3	6	3	1	0	0	2	26		
01	MOSS, Trey	G	6	2-4	1-3	1-2	0	3	3	4	0	1	0	20		
04	HUTCHINSON, Jacoi	G	19	6-13	3-7	4-4	1	0	1	2	1	4	0	31		
05	DURMGÖOLE Jr., Gerald	G	10	2-7	2-5	4-6	0	4	4	0	0	0	0	25		
00	ALTRY, Trey	0	0-4	0-4	0-0	1	2	3	3	0	1	1	0	12		
02	JONES, Christian	10	2-6	1-3	5-6	0	1	1	3	1	2	3	0	19		
20	HANSEN, Sean	S	2-3	1-1	0-0	0	0	0	2	0	0	0	0	24		
11	BEVINS, Ty	0	0-0	0-0	0-0	0	2	2	2	0	1	0	0	4		
TEAM						1	0	1								
TOTALS		71	20-55	8-25	23-33	7	21	78	23	9	10	9	2	200		

	FG	FG%	3FG	3FG%	FT	FT%	Deadball Rebounds: 7,0
1st Half	7-28	25.0	3-14	21.4	10-15	66.7	
2nd Half	13-27	48.1	5-11	45.5	13-18	72.2	
GAME	20-55	36.4	8-25	32.0	23-33	69.7	Biggest Run: 10 (10:20 2H) Largest Lead: 0 Technical Fouls: none

K-STATE (4-1)																
No.	Name	PTS	FG	3FG	FT	O	D	R	PF	A	TO	S	B	MIN		
01	N'GUESSAN, David	W	17	5-8	0-0	7-10	3	6	9	3	3	0	1	0	35	
33	HAWKINS, Coleman	W	9	3-6	1-3	2-2	3	6	9	3	1	4	3	0	32	
02	JONES, Max	G	12	4-6	3-5	1-1	2	2	4	4	2	1	0	0	32	
03	JONES, C.J.	G	8	3-5	1-2	1-4	0	1	1	3	4	2	1	0	23	
11	HAUSEN, Brendan	G	11	3-12	3-11	2-4	0	5	5	2	2	2	2	0	33	
00	McDaniel, Dug	13	5-11	0-2	3-4	0	3	3	2	5	1	2	0	29		
10	CASTILLO, David	3	1-2	1-2	0-0	0	2	2	0	2	1	0	0	4		
14	ACHOR, Achor	10	5-6	0-1	0-2	1	0	1	4	0	1	0	0	6		
34	ONYENSO, Ugonna	0	0-0	0-0	0-0	1	3	4	1	0	0	0	1	6		
TEAM						1	3	4		2						
TOTALS		83	29-56	9-26	16-27	11	31	42	22	19	14	9	3	200		

	FG	FG%	3FG	3FG%	FT	FT%	Deadball Rebounds: 6,0
1st Half	15-29	51.7	5-15	33.3	11-16	68.8	
2nd Half	14-27	51.9	4-11	36.4	5-11	45.5	
GAME	29-56	51.8	9-26	34.6	16-27	59.3	Biggest Run: 10 (9:59 1H) Largest Lead: 19 (0:05 1H) Technical Fouls: None

**Officials:** Mark Schuur, JW Lucas, CJ Middlebrooks  
**Attendance:** 2,125 | **Start Time:** 7:04 p.m. | **Game Duration:** 2:19  
 K-State led for 39:35 // GW never led // Game was tied for 0:25  
**Lead Changes:** 0 // **Times Tied:** 0

Points From	Off Turnovers	Paint	2nd Chance	Fast Break	Bench
GW	15	22	10	13	15
K-State	10	32	12	12	26

06 LIBERTY

Nov. 24, 2024   St. Thomas, U.S.V.I. / E.W. Blake Center					
Liberty	32	35	—	67	
K-STATE	29	36	—	65	

- Junior **Dug McDaniel's** 3-pointer at the buzzer rimmed off, as Liberty hung on for a 67-65 win over K-State in the semifinals of the Paradise Jam on Nov. 24 before 2,225 fans at the Elridge Wilburn Blake Sports and Fitness Center.
- Junior **Brendan Hausen** led four Wildcats in double figures with 14 points, all in the second half, joining seniors **Coleman Hawkins** (11 points), **David N'Guessan** (10 points) and **Achor Achor** (10 points) in double digits.
- K-State got exactly what it wanted in the final sequence with 3 opportunities to either win or tie it after Hawkins pulled the Wildcats to within 67-65 with 42.5 seconds. Liberty was able to run it down to 14 seconds, however, **Kaden Metheny's** driving layup missed and McDaniel got the rebound. McDaniel raced up the court, missing a 3-pointer with 5 seconds before it was rebounded by N'Guessan. After N'Guessan's tip-in was off, McDaniel gave the Wildcats' one last chance, rebounding the miss and hoisting up a 3-pointer that rimmed out.
- In a game that was back and forth in the second half with both teams making big-time shots, it was the little things that proved to be difference for Liberty in victory. Each team had 13 turnovers, but it was the Flames who were best able to take advantage of those miscues, outscoring the Wildcats, 24-11, in points off turnovers. Liberty made 10 of 14 free throw attempts, including 6 in a row to end the game, after ranking 339th in the category in the NCAA at 60.2 percent. In contrast, K-State had just 5 free throw attempts, making four.
- K-State led by as many as 5 points (27-22) in the first half before Liberty ended the half on an 8-0 run to take a 32-29 lead. The Flames carried that momentum into the second half, running out to a 39-31 lead before the Wildcats closed to within a possession on several occasions.
- Behind the 3-point shooting of Hausen, K-State was able to tie it twice, first at 50-all then again at 55-all, before grabbing its only lead at 63-62 after Achor's layup with 2:31 remaining. Junior **Colin Porter's** second 3-pointer with 2:15 to play proved to be the game winner, which was followed by a pair of free throws from junior **Owen Aquino** with 50 seconds left, for a 67-63 lead.
- K-State connected on 45 percent (27-of-60) from the field, including 29.2 percent (7-of-24) from 3-point range, with 38 points in the paint.
- The tandem of Porter (17 points) and Metheny (13 points) combined for 30 points for Liberty, including 5 of the Flames' 9 3-point field goals.

LIBERTY (6-1)																	
No.	Name	PTS	FG	3FG	FT	O	D	R	PF	A	TO	S	B	MIN			
08	AQUINO, Owen	F	8	1-3	0-0	6-8	3	1	4	0	4	0	3	1	0	14	
25	CLEVELAND, Zach	F	2	0-8	0-0	2-2	3	6	9	1	8	3	0	0	38		
32	MAUGHMER, Jayvon	F	6	2-3	1-2	1-2	3	4	0	1	3	1	0	32			
34	MORTON, Taylor	F	17	7-11	2-4	1-2	0	0	0	0	1	0	0	16			
33	METHENEY, Kaden	G	13	5-13	3-8	0-0	0	1	2	3	1	1	0	38			
07	IHNER, Isaiah	F	16	7-12	2-4	0-0	2	5	7	0	1	0	2	28			
02	PETER, Taelon	F	2	1-2	0-0	0-0	0	0	2	0	1	0	0	11			
11	YATES, Zach	F	3	1-1	1-0	0-0	0	0	0	0	0	1	0	3			
						0	4	4		1							

2024-25 BOXSCORES/RECAPS

07 LONGWOOD

Nov. 25, 2024 | St. Thomas, U.S.V.I. / E.W. Blake Center

Longwood	36	28	—	64
K-STATE	44	36	—	80

► Senior **Coleman Hawkins** collected his first double-double as a Wildcat with game-highs in points (19) and rebounds (10), as K-State defeated Longwood, 80-64, in the third-place game of the 25th annual Paradise Jam on Nov. 25 before 2,225 fans at the Elridge Wilburn Blake Sports and Fitness Center.

► Hawkins, who also tallied 5 assists, 2 steals and 2 blocks, propelled a K-State offense that set season highs for field goal percentage (58.9) and 3-point field goal percentage (55.0) in ending the Paradise Jam on a winning note. He knocked down 5 of the Wildcats' 11 made 3-point field goals while connecting on 7-of-10 from the field. It marked his seventh career double-double.

► Hawkins was joined in double digits by juniors **Brendan Hausen** (16 points) and **Dug McDaniel** (11 points) and senior **David N'Guessan** (10 points).

► Hawkins was named to the Paradise Jam All-Tournament Team after averaging 13.0 points, 8.0 rebounds, 3.3 assists, 2.0 steals and 1.7 blocks in 34.3 minutes in the 3-game tournament.

► Longwood (6-2), which has been the best program in the Big South the past 3 seasons, with 67 wins and 2 NCAA Tournament appearances, gave K-State a battle for much of the first half before Hawkins' first 3-pointer helped ignite a 22-11 run that carried the Wildcats to a 44-36 halftime advantage. The senior had 3 triples in the pivotal run.

► The Lancers got to within 44-39 moments into the second half but an 8-2 run capped by a dunk from N'Guessan pushed the lead to double figures and forced a timeout with 16:19 to play. The advantage grew to 62-47 after a 3-pointer from junior **C.J. Jones** at the first media timeout.

► A 6-0 run got Longwood to within 62-53 near the midway point of the second half, but Hausen 3-pointer keyed a 16-4 K-State run that pushed the lead to its largest at 78-57 with just over 5 minutes to play. Sophomore **Macaleab Rich** had 8 points in the stretch as the Wildcats pounded the paint.

► K-State connected on a season-best 58.9 percent (33-of-56) from the field, including 55 percent (11-of-20) from 3-point range, while scoring half of its points in the paint (40). The 11 triples were the second-most this season and the third time that the Wildcats have hit on double-digit 3-pointers.

► Defensively, K-State held Longwood to 41.4 percent (24-of-58) shooting from the field, including just 13.3 percent (2-of-15) from 3-point range.

LONGWOOD (6-2)														
No.	Name	PTS	FG	3FG	FT	O	D	R	PF	A	TO	S	B	MIN
00	NZIEMI, Johan	F	11	4-5	0-0	3-4	2	1	3	2	0	2	0	19
25	CHRISTMAS, Michael	F	0	0-8	0-5	0-0	0	1	1	0	1	0	1	26
01	LUC, Kyrell	G	15	5-8	0-1	5-6	0	3	3	1	4	2	1	29
03	GARLAND, Colby	G	13	5-15	0-1	3-5	1	2	3	2	2	1	3	33
05	McCLURG, KJ	G	3	1-2	1-2	0-0	1	1	2	0	0	0	0	16
04	RICHARDS, Emanuel	F	7	3-7	0-3	1-1	0	0	0	0	1	2	0	25
9	BRIZZI, Angelo	F	4	4-6	1-2	0-0	2	3	5	3	0	2	1	20
24	BENARD, Jaylen	2	1-3	0-1	0-0	0-2	2	2	0	2	0	0	0	10
34	TUCKER, Elijah	4	1-4	0-0	2-3	2	3	5	1	0	2	2	1	21
TEAM						1	0	1						
TOTALS			24-58	2-15	14-19	8	16	24	13	13	8	13	8	4 200

	FG	FG%	3FG	3FG%	FT	FT%
1st Half	12-28	42.9	2-8	25.0	10-12	83.3
2nd Half	12-30	40.0	0-7	0.0	4-7	57.1
GAME	24-58	41.4	2-15	13.3	14-19	73.7

K-STATE (5-2)														
No.	Name	PTS	FG	3FG	FT	O	D	R	PF	A	TO	S	B	MIN
01	N'GUESSAN, David	W	10	5-7	0-1	0-0	2	2	4	2	0	2	0	19
33	HAWKINS, Coleman	W	19	7-10	5-7	0-0	1	9	10	2	5	3	2	35
02	JONES, Max	G	5	2-6	1-2	0-0	0	0	0	4	0	1	1	12
03	JONES, C.J.	G	7	2-5	1-1	2-2	0	1	1	3	2	1	0	19
11	HAUSEN, Brendan	G	16	6-8	3-4	1-2	0	4	4	0	1	0	0	33
00	McDANIEL, Dug	11	5-8	1-3	0-1	0	3	3	0	6	3	4	0	29
10	CASTILLO, David	0	0-1	0-0	0-0	2	2	2	0	2	0	1	0	11
14	ACHOR, Achor	4	2-6	0-2	0-0	3	3	6	3	1	3	1	0	17
23	RICH, Macaleab	8	4-5	0-0	0-0	1	1	2	0	3	0	0	0	17
21	FALL, Baye	0	0-0	0-0	0-0	1	1	2	1	0	0	0	0	5
15	MANNING, Taj	0	0-0	0-0	0-0	0	0	0	0	0	0	0	0	1
04	IKEGWURUKA, Mobi	0	0-0	0-0	0-0	0	0	0	0	0	0	0	0	0+
05	BAIN, Spencer	0	0-0	0-0	0-0	1	1	0	1	0	0	0	0	0+
TEAM						0	2	2		1				
TOTALS			80	33-56	11-20	3-5	8	28	36	19	15	8	3	200

	FG	FG%	3FG	3FG%	FT	FT%
1st Half	18-32	56.3	7-11	63.6	1-3	33.3
2nd Half	15-24	62.5	4-9	44.4	2-2	100.0
GAME	33-56	58.9	11-20	55.0	3-5	60.0

Officials: JW Lucas, Adam Flore, Steven Perry  
Attendance: 2,225 | Start Time: 4:50 p.m. | Game Duration: 2:02  
K-State led for 33:12 // Longwood led 3:02 // Game was tied for 3:46  
Lead Changes: 7 // Times Tied: 6

Points From	Off Turnovers	Paint	2nd Chance	Fast Break	Bench
Longwood	5	38	5	8	22
K-State	11	40	4	14	23

08 UAPB

Dec. 1, 2024 | Manhattan, Kan. / Bramlage Coliseum

UAPB	33	40	—	73
K-STATE	63	57	—	120

► Senior **Achor Achor** led six Wildcats in double figures with a season-high 21 points, as K-State set the school single-game scoring record in a 120-73 win over UAPB on Dec. 1 before 7,971 fans at Bramlage Coliseum.

► The 120 points eclipsed the previous mark of 116 set at No. 6/6 Texas on Jan. 3, 2023, while they were the most-ever at Bramlage Coliseum, surpassing the 115 scored against Delaware State in 1991 and Fresno State in 1994.

► The Wildcats (6-2) put on a clinic from the 3-point line, totaling 21 makes on a school-record 40 attempts from beyond the arc, falling just two triples shy of the school record of 23 set against Fresno State in 1994. Eight different players registered at least one made 3-pointer, while seven had at least 2 makes.

► The Wildcats connected on 61.5 percent (40-of-65) from the field, including 52.5 percent (21-of-40) from 3-point range, while they hit on 19 of 26 (73.1 percent) from the free throw line. The team had assists on 30 of their 40 field goals, including a career-high 10 from junior **Dug McDaniel**, who finished with his first career double-double with 18 points and 5 steals.

► It marked the first time K-State has totaled 40 made field goals since a win over Missouri on Jan. 3, 1998, while it topped 30 assists for the first time since 2008. The 30 assists tied for the second-most in a game and were the most since the Wildcats set the school record with 34 in 1985.

► K-State jumped out to an 8-0 lead less than 2 minutes into the game and led 17-3 after three straight 3-pointers before UAPB called a second timeout at the 16:03 mark. The lead topped 20 points after a 9-2 run at 39-18 then grew to 30 points at 54-24 after a 13-4 run that included two 3-pointers by Castillo.

► The lead stood at its largest in the first half at 63-31 after consecutive baskets by N'Guessan and **Max Jones** right before halftime, as the 63 points were the third-most in school history and the most since 70 vs. Fresno State in 1994.

► The Wildcats continued to its hot shooting in the second half, scoring 8 of the first 10 points to double up the Golden Lions at 71-35 at the 17:50 mark. The lead topped 40 points at 79-39 after a 3-pointer from Achor with 15:39 left.

► A 3-pointer from Hausen gave K-State its first 100-point game since 2023 with 5:23 left before a 3-pointer from sophomore **Taj Manning** set the school scoring record at 117 points with 1:57 remaining. A 21st and final 3-pointer, this time by McDaniel, provided the final points at 120 with 1:03 remaining.

UAPB (1-8)															
No.	Name	PTS	FG	3FG	FT	O	D	R	PF	A	TO	S	B	MIN	
09	VUGA, Klemen	F	8	4-11	0-4	0-0	1	1	2	1	2	4	3	0	24
33	BOLTON, Jr., Quentin	F	9	3-4	3-4	0-0	1	3	4	3	0	0	1	0	20
02	REINHART, Zach	G	0	0-0	0-0	0-0	0	1	1	2	1	0	0	14	
08	PAIJOR, Chop	G	15	6-12	3-9	0-0	0	1	1	3	0	2	0	0	24
13	DUMON, Raphael	G	4	1-4	0-2	2-2	0	5	5	1	3	2	0	0	12
04	SAWYER, Dante	12	6-12	0-2	0-1	3	0	3	1	1	3	0	0	0	28
24	BROWN, Kyle	10	5-10	0-3	0-0	2	2	4	1	1	3	0	1	0	24
55	JONES, Caleb	4	2-9	0-3	0-0	1	2	3	4	8	5	1	1	27	
15	ASORO, Dennis	8	4-4	0-0	0-1	0	2	2	1	0	0	1	0	20	
10	JOHNSON, London	3	1-2	0-1	1-2	0	0	0	0	0	0	0	0	7	
TEAM						2	1	3							
TOTALS						73	32-68	6-28	3-6	11	17	28	17	6	2 200

	FG	FG%	3FG	3FG%	FT	FT%
1st Half	14-35	40.0	3-15	20.0	2-2	100.0
2nd Half	18-33	54.5	3-13	23.1	1-4	25.0
GAME	32-68	47.1	6-28	21.4	3-6	50.0

K-STATE (6-2)															
No.	Name		PTS	FG	3FG	FT	O	D	R	PF	A	TO	S	B	MIN
01	N'GUESSAN, David	W	17	7-8	2-2	1-3	3	5	8	3	4	0	0	0	26
33	HAWKINS, Coleman	W	2	1-5	0-3	0-2	1	3	4	2	4	1	3	0	26
02	JONES, Max	G	12	5-8	2-4	0-0	1	3	4	1	5	2	2	1	26
03	JONES, C.J.	G	7	2-5	1-2	2-2	0	1	1	0	2	1	1	0	17
11	HAUSEN, Brendan	G	14	3-4	3-4	5-6	0	1	1	1	3	3	1	0	21
00	McDANIEL, Dug	18	7-10	3-6	1-2	0	3	3	0	10	4	5	0	24	
10	CASTILLO, David	17	5-9	5-9	2-2	0	2	2	1	1	0	2	0	19	
14	ACHOR, Achor	21	7-10	3-5	4-5	2	1	3	3	1	1	2	0	24	
23	RICH, Macaleab	6	1-2	0-1	4-4	1	1	2	0	0	0	1	0	0	14
15	MANNING, Taj	6	2-2	2-2	0-0	0	0	0	0	0	0	0	0	0	0
05	BAIN, Spencer	0	0-2	0-2	0-0	0	0	0	0	0	0	0	0	0	0+
TEAM							2	6	8						
TOTALS			120	40-65	21-40	19-26	10	26	36	11	30	13	16	1	200

	FG	FG%	3FG	3FG%	FT	FT%
1st Half	20-35	57.1	10-20	50.0	13-15	86.7
2nd Half	20-30	66.7	11-20	55.0	6-11	54.5
GAME	40-65	61.5	21-40	52.5	19-26	73.1

Officials: Kipp Kissinger, Brooks Wells, Bert Smith  
Attendance: 7,971 | Start Time: 1:01 p.m. | Game Duration: 1:59  
K-State led for 39:02 // UAPB did not lead // Game was tied for 0:58  
Lead Changes: 0 // Times Tied: 0

Points From	Off Turnovers	Paint	2nd Chance	Fast Break	Bench
UAPB	12	46	6	4	37
K-State	38	36	13	20	66

09 AT ST. JOHN'S

Dec. 7, 2024 | Queens, N.Y. / Carnesecca Arena

[rv/rv] St. John's	35	53	—	88
K-STATE	39	32	—	71

► An 18-5 run to open the second half helped St. John's seize the momentum en route to an 88-71 win over K-State in the sixth and final Big 12/BIG EAST Battle on Dec. 7 before a sold-out crowd of 5,602 fans at Carnesecca Arena.

► Junior **Brendan Hausen** led three Wildcats in double figures with a career-high 27 points, while seniors **David N'Guessan** and **Coleman Hawkins** added 15 and 11 points, respectively. Hawkins narrowly missed a double-double with a team-high 9 rebounds to go with a game-best 4 steals.

► K-State led by as many as 10 points in the first half, in which, the Wildcats got 21 points from Hausen, including 6 made 3-pointers. The 21 first-half points tied for the sixth-most in a first half in school history, as the junior became the 21st player to have 20 or more points in an opening half.

► The momentum swung to the side of St. John's (7-2) after halftime. After a basket by Hawkins pushed the lead to 41-35 to open the second half, the home team scored 18 of the next 21 points to go ahead 53-44 and force a timeout by head coach **Jerome Tang** at the 15:13 mark.

► The Wildcats got to within 12 points twice down the stretch, including 76-64 after a pair of free throws by junior **Dug McDaniel** with 4:02 remaining, but that would be the closest they would get. The Red Storm answered with an old-fashioned 3-point play, as they surged ahead by as many as 19 points in the waning minutes to cap an impressive second-half performance.

► Junior **Zuby Ejiofor** scored 17 of his game-high 28 points in the second half, as St. John's tallied 53 points after halftime on 52.8 percent (19-of-36) shooting.

► For the game, the Wildcats connected on a season-low 35.2 percent (25-of-71) from the field, including 32 percent (8-of-25) from 3-point range, while making 13-of-20 attempts from the line.

► Hausen scored his career-high 27 points on 9-of-17 field goals, including 6-of-10 from 3-point range, and 3-of-4 free throws. N'Guessan, who has now scored in double figures in 10 consecutive games, scored his 15 points on 6-of-10 shooting with 7 rebounds and 2 blocks. Hawkins had 11 points to go with team-highs in both rebounds (9) and steals (4).

► In pregame, St. John's honored its legendary head coach **Lou Carnesecca**, who passed away at 99. Both coaches wore sweaters to commemorate the affable Carnesecca, who never had a losing season in 24 seasons.

ST. JOHN'S (7-2)															
No.	Name	PTS	FG	3FG	FT	O	D	R	PF	A	TO	S	B	MIN	
00	SCOTT, Aaron	F	8	2-8	2-7	2-2	2	3	5	4	3	0	1	0	25
24	EJIOFOR, Zuby	F	28	11-17	1-3	5-5	9	4	13	2	2	1	2	2	26
44	DUNLAP, Brady	F	3	1-5	1-4	0-0	0	0	0	1	0	0	0	0	19
41	RICHMOND, KADAM	G	13	5-11	0-0	3-3	0	6	6	1	4	1	0	0	26
12	LUIS JR, R.J.	G	11	3-13	1-5	4-4	1	7	8	3	4	4	0	1	33
07	WILCHER, Simeon	H	11	5-8	0-2	1-1	0	4	4	3	1	1	0	0	23
05	SMITH, Devon	S	2	0-6	1-2	0-0	1	8	9	0	3	1	1	0	22
08	INUOCHEKWU, Vincent	S	1	2-2	1-1	0-0	0	1	1	0	0	0	0	1	13
06	GLOVER, Jaden	S	3	1-3	1-2	0-0	0	0	0	0	0	0	0	0	5
17	PREY, Ruben	G	4	1-2	1-1	1-2	1	1	1	3	0	0	0	0	10
TEAM						0	1	1	0	0	0	0	0	0	0

2024-25 BOXSCORES/RECAPS

10
DRAKE

Dec. 17, 2024 | Kansas City, Mo. / T-Mobile Center

Drake	_____36	27	10	—	73
<b>K-STATE</b>	_____27	36	7	—	70

► Junior **Bennett Stirtz's** 3-pointer with 4 seconds remaining in overtime spoiled K-State's spirited comeback, as Drake remained unbeaten with a 73-70 overtime win in the 13th Wildcat Classic on Dec. 17 at the T-Mobile Center.

► Down by as many as 20 points in the first half, K-State (6-4) rallied to take the lead with 9:04 remaining on a layup by senior **David N'Guessan**. The Wildcats led 60-57 with 4:32 to play before the Bulldogs (10-0) tied it at 63-all with 23 seconds remaining to force overtime.

► In the extra session, Drake jumped out to a 70-64 lead with 2 minutes left before K-State rallied to tie it at 70-all on a 3-pointer by senior **Coleman Hawkins** with 13 seconds. However, on the ensuing possession, Stirtz knocked down the game-winning 3-pointer with 4 seconds to play before senior **Max Jones'** desperation 3-pointer was off the mark at the buzzer.

► The loss was the first in overtime in **Jerome Tang's** coaching career (13-1), including his first at K-State (12-1). He was a perfect 13-0 in his head coaching career prior to the extra-session loss, which included one overtime win as interim coach at Baylor in 2013 to go with 12 while at K-State (2022-present).

► Hawkins was one of four Wildcats to score in double figures with a team-high 16 points on 6-of-9 field goals to go with 5 rebounds and team-highs in assists (5), steals (4) and blocks (2). He has now registered at least 4 assists and 2 steals in 7 of 10 games this season, while he has grabbed 5 or more rebounds on 7 occasions and has had 4 games of at least 2 blocks.

► Hawkins was joined in double figures by senior **David N'Guessan** (13 points), senior **Max Jones** (12 points) and junior **Dug McDaniel** (10 points). N'Guessan has now scored in double figures in 11 consecutive games dating back to last season, including all 10 this season.

► For the game, the Wildcats connected on 50 percent (26-of-52) from the field, including 38 points in the paint, while hitting on 33.3 percent (7-of-21) from 3-point range and 55 percent (11-of-20) from the free throw line. The team had 21 assists on 26 made field goals.

► Stirtz finished with 22 points, while fellow transfer **Mitch Mascari** added a game-high 25 points, as he converted on 8-of-11 field goals, including 8-of-10 from beyond the arc. They were joined in double figures by sophomore **Cam Manyawu**, who added 11 points.

DRAKE (10-0)															
No.	Name	PTS	FG	3FG	FT	O	D	R	PF	A	TO	S	B	MIN	
03	MANYAWU, Cam	F	11	4-7	0-0	3-4	2	5	7	5	0	3	3	1	35
54	ABREU, Daniel	F	9	3-5	0-2	3-4	2	3	5	4	0	1	2	1	45
04	JACKSON, Isaiah	G	2	0-6	0-1	2-4	3	5	8	3	8	2	0	0	30
14	STIRTZ, Bennett	G	22	8-13	1-2	5-6	0	2	2	1	4	3	3	0	45
22	MASCARI, Mitch	G	25	8-11	1-0	1-2	0	2	2	2	1	1	0	0	45
06	BANKS, Tavion	4	1-7	0-1	2-2	1	5	6	3	1	2	0	0	0	22
24	FERGUSON, Nate	0	0-0	0-0	0-0	0	0	0	0	0	0	1	0	0	4
TEAM							0	1		1					
TOTALS			73	24-49	9-16	16-22	8	23	31	18	14	8	2	225	
		FG	FG%	3FG	3FG%	FT	FT%	Deadball Rebounds: 4, 1							
1st Half	12-21	57.1	6-9	66.7	6-8	75.0		Biggest Run: 11 (14:48 2H)							
2nd Half	8-20	40.0	2-5	40.0	9-12	75.0		Largest Lead: 20 (5:55 1H)							
Overtime	4-8	50.0	1-2	50.0	1-2	50.0		Technical Fouls: None							
GAME	24-49	49.0	9-16	56.3	16-22	72.7									

K-STATE (6-4)															
No.	Name		PTS	FG	3FG	FT	O	D	R	PF	A	TO	S	B	MIN
01	N'GUESSAN, David	W	13	4-7	0-1	5-7	3	6	9	2	1	1	1	0	40
33	HAWKINS, Coleman	W	16	6-9	1-2	3-8	0	5	5	3	5	2	4	2	38
02	JONES, Max	G	12	4-10	2-6	2-3	1	1	2	1	4	2	0	0	38
10	CASTILLO, David	G	3	1-2	1-1	0-0	0	0	0	1	3	2	0	0	16
11	HAUSEN, Brendan	G	3	1-5	1-4	0-0	0	0	0	1	1	1	2	0	22
00	McDANIEL, Dug	0	10	4-11	1-5	1-2	1	2	3	1	4	2	1	0	32
04	IKEGWURUKA, Mobi	4	2	2-2	0-0	0-0	0	1	1	0	1	0	0	1	10
03	JONES, C.J.	9	4	4-6	1-2	0-0	0	1	0	12	3	1	3	1	27
15	MANNING, Taj	0	0	0-0	0-0	0-0	0	1	1	0	0	1	0	0	3
TEAM							2	2	4						1
TOTALS			70	26-52	7-21	11-20	8	18	26	15	21	13	12	3	225
		FG	FG%	3FG	3FG%	FT	FT%	Deadball Rebounds: 3, 1							
1st Half	11-23	47.8	4-11	36.4	1-2	50.0		Biggest Run: 8 (1:36 1H)							
2nd Half	14-24	58.3	2-7	28.6	6-10	60.0		Largest Lead: 3 (5:40 2H)							
Overtime	1-5	20.0	1-3	33.3	4-8	50.0		Technical Fouls: Bench							
GAME	26-52	50.0	7-21	33.3	11-20	55.0									

Officials: Tony Padilla, Doug Simmons, Marques Pettigrew  
Attendance: 9,210 | Start Time: 7:01 p.m. | Game Duration: 2:13  
K-State led for 5:02 // Drake led 34:14 // Game was tied for 5:44  
Lead Changes: 4 // Times Tied: 7

Points From	Off Turnovers	Paint	2nd Chance	Fast Break	Bench
Drake	21	26	13	6	4
K-State	20	38	11	8	23

11
AT WICHITA STATE

Dec. 21, 2024 | Wichita, Kan. / Koch Arena

Wichita State	_____29	55	—	84
<b>K-STATE</b>	_____33	32	—	65

► A 12-3 midway through the second half provided the lift Wichita State needed in a tight game, as the Shockers ended a 5-game losing streak to Kansas State with an 84-65 win on Dec. 21 before 8,253 fans at Koch Arena.

► Wichita State (9-3) exploded for 55 second-half points on 63 percent (17-of-27) shooting, including 75 percent (3-of-4) from 3-point range, to blow open a game that was single digits for much of the night. The Shockers were also stellar from the free throw line, connecting on 18-of-20 attempts.

► Senior **Xavier Bell** scored 13 of his game-high 24 points in the second half to pace four Shockers in double figures, while junior **Corey Washington** (18 points, 10 rebounds) and senior **Quincy Ballard** (10 points, 10 rebounds) each had double-doubles. Fifth-year **Justin Hill** also had 13 points.

► K-State was led by sophomore **Macaleab Rich**, who posted his first career 20-point game with a career-high 20 points on 8-of-13 shooting, including 3-of-5 from 3-point range. Junior **Brendan Hausen** added 13 points on 4-of-8 field goals, all from 3-point range.

► The Wildcats trailed for much of the first half before an 18-6 run to end the half gave them a 33-29 lead heading into the halftime break. The team went back and forth in the early going before a pivotal 12-3 run by the Shockers gave them a 56-48 lead with 9:38 to play.

► A free throw by Hausen cut the deficit to 60-54 just after the third media timeout with 7:33 left, however, the Shockers scored on 3 straight possessions to push the lead into double figures at 66-54 and force a timeout by head coach **Jerome Tang** with 5:33 remaining.

► Although K-State scored on back-to-back possessions out of the timeout to get within 66-58, WSU answered back with 5 of the next 7 points to go back up by double figures at the final media timeout with 3:41 to play. The lead exploded from there, as the Shockers ended their 5-game losing streak.

► For the game, the Wildcats connected on 36.2 percent (25-of-69) from the field, including 28.1 percent (9-of-32) from the 3-point range, and made just 6-of-15 free throws.

► The game was the last in a series that began in 2021. The Wildcats won the first 3, including 65-59 at INTRUST Bank Arena on Dec. 5, 2021, 55-50 at home on Dec. 3, 2022, and 69-60 in Kansas City on Dec. 21, 2023.

WICHITA STATE (9-3)																
No.	Name	PTS	FG	3FG	FT	O	D	R	PF	A	TO	S	B	MIN		
06	WASHINGTON, Corey	F	18	6-8	2-3	4-4	0	10	10	3	1	1	1	2	33	
15	BALLARD, Quincy	C	10	5-9	0-0	0-0	3	7	10	2	0	0	0	1	3	29
00	MCGINNIS, AJ	G	0	0-1	0-0	0-0	0	0	0	1	1	0	1	0	11	
01	BELL, Xavier	G	24	9-17	1-1	5-6	1	4	5	2	1	1	0	2	31	
11	HILL, Justin	G	13	3-10	1-4	6-6	1	0	1	1	2	2	0	0	24	
20	BEVERLY, Harlond	9	2-6	0-1	5-6	1	7	8	2	2	3	2	1	3	31	
17	BOSNIJAK, Matej	6	3-5	0-1	0-0	1	1	2	1	2	0	1	0	1	15	
55	CORTES, Bijan	4	2-3	0-0	0-0	2	2	2	5	1	3	0	0	2	24	
TEAM						4	2	6								
TOTALS			84	30-59	4-10	20-22	9	33	42	14	14	8	9	8	200	
		FG	FG%	3FG	3FG%	FT	FT%	Deadball Rebounds: 0, 0								
1st Half		13-32	40.6	1-6	16.7	2-2	100.0	Biggest Run: 8 (9:38 2H)								
2nd Half		17-27	63.0	3-4	75.0	18-20	90.0	Largest Lead: 19 (0:21 2H)								
GAME		30-59	50.8	4-10	40.0	20-22	90.9	Technical Fouls: none								

K-STATE (6-5)															
No.	Name		PTS	FG	3FG	FT	O	D	R	PF	A	TO	S	B	MIN
01	N'GUESSAN, David	W	9	4-8	0-3	1-3	1	3	4	3	1	1	1	1	22
33	HAWKINS, Coleman	W	6	2-9	1-4	1-4	2	7	9	3	8	2	0	3	37
02	JONES, Max	G	7	2-5	1-2	2-3	1	4	5	2	4	2	0	2	31
10	CASTILLO, David	G	0	0-8	0-7	0-0	0	1	1	1	1	1	2	0	21
11	HAUSEN, Brendan	G	13	4-8	4-8	1-2	1	0	1	2	0	3	0	1	27
00	McDANIEL, Dug	0	0	0-3	0-1	0-0	2	0	2	0	2	0	0	0	5
03	JONES, C.J.	8	4	4-11	0-2	0-0	1	2	3	3	1	1	0	0	28
34	ONYENSO, Ugonna	0	0	0-3	0-0	0-0	0	0	0	0	0	0	0	0	2
04	IKEGWURUKA, Mobi	2	1	1-1	0-0	0-0	2	3	5	0	1	1	0	1	8
23	RICH, Macaleab	20	8	8-13	3-5	1-3	2	0	2	4	0	0	2	0	19
TEAM							2	2	4						
TOTALS			65	25-69	9-32	6-15	16	22	38	18	16	12	3	9	200
		FG	FG%	3FG	3FG%	FT	FT%	Deadball Rebounds: 4, 0							
1st Half	13-35	37.1	5-16	31.3	2-4	50.0	Biggest Run: 8 (0:02 1H)								
2nd Half	12-34	35.3	4-16	25.0	4-11	36.4	Largest Lead: 4 (0:02 1H)								
GAME	25-69	36.2	9-32	28.1	6-15	40.0	Technical Fouls: None								

Officials: Jeb Hartness, Owen Shortt, Anthony Jordan  
Attendance: 8,253 | Start Time: 6:01 p.m. | Game Duration: 2:01  
K-State led for 5:38 // Wichita State led 31:45 // Game was tied for 2:37  
Lead Changes: 2 // Times Tied: 4

Points From	Off Turnovers	Paint	2nd Chance	Fast Break	Bench
WSU	16	44	12	16	19
K-State	6	28	17	2	30

12
16/17 CINCINNATI

Dec. 30, 2024 | Manhattan, Kan. / Bramlage Coliseum

16/17 Cincinnati	_____29	38	—	67
<b>K-STATE</b>	_____31	39	—	70

► Senior **Coleman Hawkins** and junior **Dug McDaniel** combined for 37 points, as K-State put together its best all-around performance of the season to earn a 70-67 win over No. 16/17 Cincinnati in the Big 1



2024-25 BOXSCORES/RECAPS

13 AT TCU

Jan. 4, 2025	Fort Worth, Texas / Schollmaier Arena					
TCU	27	36	—	63		
K-STATE	24	38	—	62		

- Senior **Noah Reynolds'** layup with 12 seconds to play capped a 7-0 game-ending run by TCU, as the Horned Frogs rallied past K-State for a 63-62 win on Jan. 4 before 6,108 fans at Schollmaier Arena.
- K-State (7-6, 1-1 Big 12) led 62-56 after a 3-pointer by senior **Max Jones** with 3:14 to play before TCU (8-5, 1-1 Big 12) rallied for the victory to remain unbeaten at home. The Wildcats took the 6-point lead after getting a jumper from junior **Dug McDaniel** and layups from sophomore **Macaleab Rich** and senior **David N'Guessan** during a 9-4 run while holding a narrow 53-52 lead.
- Following a tip-in by sophomore **Vasean Allette** after an offensive rebound, senior **Brendan Wenzel** knocked down a 3-pointer to pull the Horned Frogs to within 62-61 with 1:17 to play.
- Both teams came up empty on the next two possessions before N'Guessan was fouled after grabbing his career-best 17th rebound of the game with 24 seconds left. However, the senior couldn't convert on the 1-on-1 free throw opportunity, as Wenzel secured the rebound and fed it to Reynolds, who converted on a layup with 12 seconds.
- Coach **Jerome Tang** called a timeout with 9.5 seconds to set up the potential game-winning play, but McDaniel's layup was off the mark at the buzzer.
- The Wildcats connected on 54.8 percent (17-of-31) of its field goals in the second half after hitting on a season-low 26.3 percent (10-of-38) in the first half when they trailed by as many as 8 points. They were able to close to within one possession at 27-24 at the halftime break after a jumper from senior **Coleman Hawkins** and a 3-pointer from junior **Brendan Hausen**.
- For the game, K-State shot 39.1 percent (27-of-69) from the field, including 21.4 percent (6-of-28) from 3-point range, while making just 2 of 5 attempts from the line. The Wildcats owned a 40-30 advantage in points in the paint.
- McDaniel was one of four Wildcats to score in double figures with 12 points on 6-of-15 field goals to go with a game-high 5 assists, 5 rebounds and 2 steals in his second consecutive start. He was joined in double figures by Hawkins (11 points), N'Guessan (10 points) and Hausen (10 points).
- N'Guessan tallied his fifth career double-double, including his second this season, with his 10 points and career-high 17 rebounds. The 17 rebounds tie for the third-most by a Wildcat in a Big 12 game and the most since 2008.

TCU (8-5, 1-1 Big 12)																
No.	Name	PTS	FG	3FG	FT	O	D	R	PF	A	TO	S	B	MIN		
13	WHITE, Tazarian	F	14	4-10	3-4	0	4	4	0	0	0	0	0	35		
15	PUNCH, David	F	5	2-6	0-1	1-5	2	3	5	2	1	1	1	0	19	
08	UDEH Jr., Ernest	C	2	1-6	0-0	0-1	3	9	12	2	4	0	2	1	31	
03	ALLETTE, Vasean	G	14	6-16	0-2	2-2	1	1	2	3	3	2	1	0	35	
21	REYNOLDS, Noah	G	18	7-13	1-2	3-3	0	3	3	1	2	3	0	0	34	
01	MANNING, Isaiah	3	1-2	1-2	0-0	1	1	2	3	0	0	0	0	0	9	
32	DIALLO, Malik	2	1-3	0-0	0-0	1	2	2	0	0	0	0	0	1	9	
00	WENZEL, Brendan	19	1-2	1-2	0-0	2	2	2	0	0	0	0	0	0	19	
05	ROBINSON, Micah	2	1-1	0-0	0-1	0	0	0	0	0	0	0	0	0	7	
41	POSEY, Jace	0	0-2	0-2	0-0	0	0	0	0	0	0	0	0	1	2	
TEAM						2	2	4								
TOTALS			63	24-61	6-15	9-16	10	26	36	13	10	6	4	3	200	
			FG	FG%	3FG	3FG%	FT	FT%	Deadball Rebounds: 4, 0							
1st Half			10-27	37.0	1-5	20.0	6-9	66.7	Biggest Run: 7 (14:45 1H)							
2nd Half			14-34	41.2	5-10	50.0	3-7	42.9	Largest Lead: 8 (3:46 1H)							
GAME			24-61	39.1	6-15	40.0	9-16	56.3	Technical Fouls: none							

K-STATE (7-6, 1-1 Big 12)																
No.	Name	PTS	FG	3FG	FT	O	D	R	PF	A	TO	S	B	MIN		
01	N'GUESSAN, David	W	10	5-8	0-1	0-2	8	9	17	3	4	2	0	1	36	
33	HAWKINS, Coleman	W	11	5-14	1-4	0-0	1	5	6	4	4	5	0	2	31	
00	McDANIEL, Dug	G	12	6-15	0-4	0-1	1	4	5	2	5	1	2	0	35	
02	JONES, Max	G	7	2-11	2-7	1-1	4	4	8	2	0	1	0	1	30	
11	HAUSEN, Brendan	G	10	3-7	3-7	1-1	0	3	3	3	1	0	0	0	31	
03	JONES, C.J.	4	2-7	0-2	0-0	1	0	1	1	1	0	1	0	1	19	
23	RICH, Macaleab	8	4-4	0-0	0-0	1	1	2	3	0	2	0	0	0	11	
04	IKEGWURUKA, Mobi	0	0-0	0-0	0-0	0	0	0	0	0	0	0	0	0	2	
10	CASTILLO, David	0	0-3	0-3	0-0	0	0	0	1	1	0	0	0	0	5	
TEAM						2	3	5								
TOTALS			62	27-69	6-28	2-5	18	29	47	19	16	12	3	4	200	
			FG	FG%	3FG	3FG%	FT	FT%	Deadball Rebounds: 3, 1							
1st Half			10-28	35.7	3-22	13.6	1-2	50.0	Biggest Run: 8 (19:35 2H)							
2nd Half			17-31	54.8	3-6	50.0	3-7	33.3	Largest Lead: 6 (3:14 2H)							
GAME			27-69	39.1	6-28	21.4	2-5	40.0	Technical Fouls: None							

Officials: Gregory Nixon, Christopher Merlo, James Ford  
Attendance: 6,108 | Start Time: 3:05 p.m. | Game Duration: 1:59  
K-State led for 15:35 // TCU led 20:27 // Game was tied for 3:58  
Lead Changes: 5 // Times Tied: 4

Points From	Off Turnovers	Paint	2nd Chance	Fast Break	Bench
TCU	13	30	19	6	10
K-State	4	40	13	4	12

14 AT OKLAHOMA STATE

Jan. 7, 2025	Stillwater, Okla. / Gallagher-Iba Arena					
Oklahoma State	43	36	—	79		
K-STATE	24	42	—	66		

- Oklahoma State blew open a tight contest with a 15-0 run to end the first half, as the Cowboys earned their first Big 12 win of the season with a 79-66 win over K-State on Jan. 7 before 5,540 fans at Gallagher-Iba Arena.
- Oklahoma State (9-5, 1-2 Big 12) held a narrow 28-24 lead at the final media timeout of the first half with 3:54 to play before a driving layup by senior guard Khalil Brantley spurred a 15-0 run that flipped a two-possession game into a 19-point halftime advantage for the Cowboys.
- Five players scored for OSU in the decisive run, including 4 each by Brantley and graduate **Abou Ousmane**, 3 by senior **Bryce Thompson** and 2 each by graduates **Marchelus Avery** and **Brandon Newman**. Brantley capped the impressive run with a steal and pullup jumper at the buzzer.
- K-State twice cut the lead to 11 points in the second half, including 52-41 after an 11-2 run with 12:46 to play, but a 3-pointer from Thompson with the shot clock running down ignited a 9-0 run that pushed the lead back to 20 at 61-41 near the midway point of the half.
- Most of the damage came off 19 Wildcat turnovers that the Cowboys turned into 31 points. The 31 points off turnovers tie for the fourth-most ever allowed and the most since Baylor scored 34 points off turnovers on Jan. 27, 2021.
- Although plagued by the 19 turnovers, the K-State offense did connect on 50 percent or better from the field for the sixth time this season, finishing at 51.1 percent (24-of-47), including 60.9 percent (14-of-23) in the second half. However, the Wildcats were dismal from 3-point range, making just 21.4 percent (3-of-14) of their shots from beyond the arc.
- Senior **Coleman Hawkins** led three Wildcats in double figures with 18 points on 7-of-13 field goals to go with 5 rebounds, 3 steals, 2 assists and 2 blocks in 32 minutes. Fellow senior **David N'Guessan** posted his sixth double-double, including his second in a row, with 12 points and a game-high 12 rebounds to go with 4 assists, 2 steals and 2 blocks to his stat line. Senior **Max Jones** scored in double figures for the sixth time this season with 10 points.
- For the game, OSU shot 47.5 percent (28-of-59) from the field, including 42.9 percent (9-of-21) from 3-point range, while making 14 of 18 attempts from the free throw line. Ousmane led all scorers with 27 points on 11-of-15 field goal attempts, while Avery and Thompson added 13 and 10 points, respectively.

OKLAHOMA STATE (9-5, 1-2 Big 12)																
No.	Name	PTS	FG	3FG	FT	O	D	R	PF	A	TO	S	B	MIN		
25	JENNINGS, Robert	F	4	1-4	0-1	2-2	1	3	4	1	1	1	0	2	28	
33	OUSMANE, Abou	F	27	11-15	1-1	4-4	4	1	5	3	0	0	0	20		
01	THOMPSON, Bryce	G	10	6-16	2-3	2-2	0	2	2	2	3	2	2	1	25	
02	DEAN, Arturo	G	0	0-4	0-1	0-0	2	2	4	3	3	2	2	0	21	
14	KELLER, Jamyron	G	7	3-8	1-4	0-0	1	2	3	2	2	0	0	0	21	
00	AVERY, Marchelus	13	5-9	3-6	0-0	1	3	4	3	0	3	1	0	23		
05	DAVIS, Davonte	0	0-4	0-2	0-0	0	0	0	1	0	1	0	0	2	8	
04	BRANTLEY, Khalil	6	2-4	0-0	2-2	0	2	2	1	5	1	3	0	24		
06	NEWMAN, Brandon	9	2-4	2-3	4-4	1	3	4	0	1	1	0	0	24		
24	SUEMNICK, Pat	3	1-1	0-0	1-4	0	0	0	0	0	0	0	0	0	6	
TEAM						1	0	1								
TOTALS			79	28-59	9-21	14-18	11	18	29	19	15	12	11	3	200	
			FG	FG%	3FG	3FG%	FT	FT%	Deadball Rebounds: 1, 0							
1st Half			18-36	50.0	4-9	44.4	3-6	50.0	Biggest Run: 15 (0:00 1H)							
2nd Half			10-23	43.5	5-12	41.7	11-12	91.7	Largest Lead: 21 (9:07 2H)							
GAME			28-59	47.5	9-21	42.9	14-18	77.8	Technical Fouls: none							

K-STATE (7-7, 1-2 Big 12)																
No.	Name	PTS	FG	3FG	FT	O	D	R	PF	A	TO	S	B	MIN		
01	N'GUESSAN, David	W	12	4-6	0-0	4-4	1	11	12	2	4	2	2	2	35	
33	HAWKINS, Coleman	W	18	7-13	1-4	3-3	2	3	5	3	2	5	3	2	32	
00	McDANIEL, Dug	G	6	3-8	0-2	0-0	0	3	3	1	3	4	1	0	33	
02	JONES, Max	G	10	2-8	1-5	5-5	1	1	2	2	3	2	1	0	28	
11	HAUSEN, Brendan	G	2	0-2	0-2	2-2	1	0	1	0	0	0	1	0	21	
03	JONES, C.J.	7	3-4	1-1	0-2	0	1	1	2	1	3	0	0	20		
23	RICH, Macaleab	4	2-3	0-0	0-0	0	1	1	0	0	1	0	0	8		
10	CASTILLO, David	0	0-0	0-0	0-0	0	0	0	2	0	0	0	0	4		
04	IKEGWURUKA, Mobi	0	0-0	0-0	0-1	0	1	0	0	0	0	0	0	2		
34	ONYENSO, Ugonna	7	3-3	0-0	1-3	1	0	1	4	0	0	1	1	18		
TEAM						1	2	3								
TOTALS			66	24-47	3-14	15-20	7	23	30	16	13	19	9	5	200	
			FG	FG%	3FG	3FG%	FT	FT%	Deadball Rebounds: 3, 0							
1st Half			10-24	41.7	2-7	28.6	2-5	40.0	Biggest Run: 7 (14:14 2H)							
2nd Half			14-23	60.9	1-7	14.3	13-15	86.7	Largest Lead: none							
GAME			24-47	51.1	3-14	21.4	15-20	75.0	Technical Fouls: none							

Officials: Tony Padilla, Bret Smith, Rick Crawford  
Attendance: 5,540 | Start Time: 7:01 p.m. | Game Duration: 2:07  
K-State never led // Oklahoma State led 39:08 // Game was tied for 0:52  
Lead Changes: 0 // Times Tied: 2

Points From	Off Turnovers	Paint	2nd Chance	Fast Break	Bench
Oklahoma State	31	34	10	14	31
K-State	14	38	10	4	18

15 12/11 HOUSTON

Jan. 11, 2025	Manhattan, Kan. / Bramlage Coliseum					
12/11 Houston	46	41	—	87		
K-STATE	24	33	—	57		

- A hot-shooting Houston built a near insurmountable lead in the first half, as the No. 12/11 Cougars extended their winning streak to 8 games with an 87-57 win over K-State on Jan. 11 before 8,332 fans at Bramlage Coliseum.
- Houston (

2024-25 BOXSCORES/RECAPS

16TEXAS TECH

Jan. 14, 2025   Manhattan, Kan. / Bramlage Coliseum					
Texas Tech	31	30	—	61	
K-STATE	33	24	—	57	

- Senior **Elijah Hawkins'** layup with 5:28 remaining proved to be the game-winner in a defensive slugfest, as Texas Tech held on late for a 61-57 win over K-State on Jan. 14 before 8,019 fans at Bramlage Coliseum.
- In a game where points were at a premium it was Texas Tech which was able to grind out a Big 12 win, as the teams combined for 13 points in the final 10:07.
- Following the Hawkins' layup, neither team scored for more than 5 minutes before junior **Darrion Williams'** second chance layup with 17 seconds gave the Red Raiders a 4-point lead. On the last possessions of the game, freshman **David Castillo** missed from 3-point range with 12 seconds followed by a missed layup from senior **Coleman Hawkins** with 6 seconds.
- All told, K-State did not score in the final 5:50 of the game, making just 1 of its last 12 field goals, including 8 consecutive misses to finish the game. The 57 points matched their season-low for the second consecutive game, as the Wildcats registered season-lows for second-half points (24) and second-half field goal percentage (29.6; 8-of-27) after leading 33-31 at the half.
- The dismal offensive performance overshadowed an impressive defensive effort, as K-State held Texas Tech to a season-low 61 points, nearly 25 points under their scoring average (85.6 ppg.). The Red Raiders entered the game ranking in the top 25 of seven offensive categories nationally.
- Four Wildcats scored in double figures led by junior **Brendan Hausen's** 13 points on 4-of-9 shooting, including 3-of-8 from 3-point range. Hawkins added 12 points to go with 5 rebounds, 3 assists and 2 steals, while senior **David N'Guessan** scored in double figures for the team-leading 14th time with 11 points. Senior **Max Jones** had a near double-double with 10 points and a season-high 9 rebounds in nearly 39 minutes of action.
- Williams paced all scorers with 16 points for the Red Raiders, finishing the night 7-of-15 from the field with 4 rebounds and 3 assists in 35 minutes. Hawkins had a near points/assists double-double with 14 points and a game-high 10 assists to go with 5 rebounds in a team-high 37 minutes.
- The loss was K-State's fourth in a row, including their second straight at home. The Wildcats have now lost 7 of their last 8 games.
- The Red Raiders have now won the last 3 in the series, including their first win in Manhattan since 2021.

TEXAS TECH (12-4, 3-2 Big 12)														
No.	Name	PTS	FG	3FG	FT	O	D	R	PF	A	TO	S	B	MIN
05	WILLIAMS, Darrion	F 16	7-15	1-2	1-1	1	3	4	3	3	3	0	0	35
15	TOPPIN, JT	F 6	3-7	0-0	0-1	1	3	4	1	0	1	0	1	15
00	McMILLAN, Chance	G 3	1-4	0-2	1-2	1	2	3	2	0	2	1	0	33
03	HAWKINS, Elijah	G 14	6-11	2-4	0-0	0	5	5	2	10	3	1	0	37
24	WALTON, Kervin	G 2	1-2	0-1	0-0	0	0	0	0	1	0	0	0	13
01	OVERTON, Kevin	3	1-1	1-1	0-0	0	0	0	2	2	3	0	0	11
04	ANDERSON, Christian	8	3-7	1-3	1-2	1	5	6	0	2	0	2	0	29
33	FEDERICO, Federico	9	4-5	0-0	1-1	2	5	7	2	0	1	0	2	28
TEAM						3	6							
TOTALS		61	26-52	5-13	4-7	9	26	35	12	18	14	4	3	200
		FG	FG%	3FG	3FG%	FT	FT%	Deadball Rebounds: 2, 0						
1st Half		13-28	46.4	3-6	50.0	2-3	66.7	Biggest Run: 8 (10:08 1H)						
2nd Half		13-24	54.2	2-7	28.6	2-4	50.0	Largest Lead: 13 (12:36 2H)						
GAME		26-52	50.0	5-13	38.5	4-7	57.1	Technical Fouls: None						

K-STATE (7-9, 1-4 Big 12)														
No.	Name	PTS	FG	3FG	FT	O	D	R	PF	A	TO	S	B	MIN
01	N'GUESSAN, David	W 11	4-7	1-2	2-2	1	2	3	3	0	2	2	1	37
33	HAWKINS, Coleman	W 12	5-12	2-5	0-0	2	3	5	1	3	5	2	1	28
00	McDANIEL, Dug	G 4	2-6	0-3	0-0	1	0	1	1	2	0	0	0	23
02	JONES, Max	G 10	2-6	2-6	4-6	2	7	9	1	2	1	1	0	39
11	HAUSEN, Brendan	G 13	4-9	3-8	2-2	0	3	3	2	0	0	0	0	29
04	KEGWURUKA, Mobi	2	0-0	0-0	2-2	0	1	1	3	0	0	0	2	15
10	CASTILLO, David	2	1-7	0-4	0-0	0	1	1	1	1	1	1	0	21
03	JONES, C.J.	3	1-5	1-2	0-0	0	1	1	0	0	0	0	0	9
TEAM						0	0							
TOTALS		57	19-52	9-30	10-12	6	18	24	13	10	10	8	2	200
		FG	FG%	3FG	3FG%	FT	FT%	Deadball Rebounds: 3, 0						
1st Half		11-25	44.0	5-14	35.7	6-6	100.0	Biggest Run: 11 (2:22 1H)						
2nd Half		8-27	29.6	4-16	25.0	4-6	66.7	Largest Lead: 13 (12:36 2H)						
GAME		19-52	36.5	9-30	30.0	10-12	83.3	Technical Fouls: None						

**Officials:** Kipp Kissinger, Marques Pettigrew, Bret Smith  
**Attendance:** 8,019 | **Start Time:** 8:05 p.m. | **Game Duration:** 1:51  
K-State led 8:23 // Texas Tech led 26:22 // Game was tied for 5:15  
**Lead Changes:** 5 // **Times Tied:** 7

Points From	Off Turnovers	Paint	2nd Chance	Fast Break	Bench
Texas Tech	11	40	11	7	20
K-State	10	18	11	11	7

17AT 9/10 KANSAS

Jan. 18, 2025   Lawrence, Kan. / Allen Fieldhouse					
9/10 Kansas	39	45	—	84	
K-STATE	29	45	—	74	

- K-State showed fight and resilience against a top 10 Kansas team before a sold-out crowd at Allen Fieldhouse, but the Wildcats could not quite dig itself out of a double-digit deficit to start the game in falling 84-74 on Jan. 18 in the annual Dillons Sunflower Showdown.
- The Jayhawks jumped out to a 14-0 lead despite two called timeouts by head coach **Jerome Tang** as the Wildcats missed their first 7 field goals before junior **C.J. Jones'** pull-up jumper gave them their first points at the 15:30 mark.
- K-State (7-10, 1-5 Big 12) scraped to within 6 points (32-26) with 2:45 before halftime on a dunk by junior **Ugonna Onyenso**, but Kansas was able to take a 10-point lead into the locker room.
- In the second half, the Wildcats trailed by as many as 15 points before closing to within 6 points on 3 occasions, including 72-66 after a jumper by junior **Brendan Hausen** with 4:01 to play. Despite getting two chances after a stop on defense, K-State couldn't close the gap any further as junior **Dug McDaniel** and senior **Coleman Hawkins** each had shots blocked.
- K-State had one more opportunity down 76-70 with 1:45 to play after a pair of free throws from senior **Max Jones**, but Hausen's 3-pointer was off the mark, as Kansas sealed the game with a free throw from senior **Zeke Mayo** and a jumper by senior **Hunter Dickinson** for a 79-70 lead with 42 seconds left. The Jayhawks connected on 5 of 6 free throws to finish off the game.
- Three Wildcats scored in double figures led by Hawkins' points/assists double-double of 15 points and a career-tying 10 assists to go with 7 rebounds while playing all 40 minutes. It was his ninth career double-double, including his third at K-State, and his second double-double of points and assists. He is first Wildcat player to post a points/assists double-double at Allen Fieldhouse.
- Hawkins was joined in double figures by fellow seniors **David N'Guessan** (13 points) and **Max Jones** (11 points). McDaniel and Onyenso each finished with 9 points, while freshman **David Castillo** added 6 points on a pair of free throws to go with 2 steals in a season-high 23 minutes.
- K-State connected on 45.8 percent (27-of-59) from the field, including 23.1 percent (6-of-26) from 3-point range, and 73.7 percent (14-of-19) from the free throw line. The Wildcats turned the ball over a season-low 5 times, which was the lowest since the 2023 NCAA Tournament.

KANSAS (13-4, 4-2 Big 12)														
No.	Name	PTS	FG	3FG	FT	O	D	R	PF	A	TO	S	B	MIN
40	BIDUNGA, Flory	F 6	2-3	0-0	2-2	3	6	9	4	2	2	0	1	25
01	DICKINSON, Hunter	C 25	12-19	0-0	1-1	3	5	8	3	3	2	0	1	34
00	MOORE, Shakeel	G 6	1-3	0-1	4-6	1	2	3	1	2	2	0	0	31
03	HARRIS Jr., Dajuan	G 15	6-9	1-2	2-2	0	5	5	1	5	1	0	2	36
05	MAYO, Zeke	G 24	7-13	4-7	6-8	1	4	5	3	3	1	0	0	36
02	STORR, AJ	7	3-6	1-3	0-0	1	0	1	1	0	1	0	1	17
06	GRIFFEN, Rylan	0	0-0	0-0	0-0	1	0	1	0	1	1	0	0	12
04	PASSMORE, Rakease	1	0-2	0-2	1-2	1	0	1	0	0	0	0	0	5
08	COIT, David	0	0-1	0-1	0-0	0	0	0	0	0	0	0	0	3
TEAM						1	2							
TOTALS		84	31-56	6-16	16-21	12	23	35	13	16	10	1	4	200
		FG	FG%	3FG	3FG%	FT	FT%	Deadball Rebounds: 2, 0						
1st Half		16-34	47.1	5-13	38.5	2-4	50.0	Biggest Run: 14 (16:00 1H)						
2nd Half		15-22	68.2	1-3	33.3	14-17	82.4	Largest Lead: 16 (13:04 1H)						
GAME		31-56	55.4	6-16	37.5	16-21	76.2	Technical Fouls: none						

K-STATE (7-10, 1-5 Big 12)														
No.	Name	PTS	FG	3FG	FT	O	D	R	PF	A	TO	S	B	MIN
01	N'GUESSAN, David	W 13	5-7	0-1	3-4	3	2	5	2	0	2	0	0	20
33	HAWKINS, Coleman	W 15	5-14	1-7	4-6	2	5	7	3	10	1	1	1	40
00	McDANIEL, Dug	G 9	4-11	0-1	1-2	0	2	2	1	4	0	1	0	36
02	JONES, Max	G 11	3-9	2-7	3-4	2	3	5	4	2	0	1	0	32
11	HAUSEN, Brendan	G 7	2-6	1-5	2-2	0	2	2	2	0	0	0	0	21
03	JONES, C.J.	4	2-4	0-2	0-0	0	0	0	1	2	0	0	0	13
10	CASTILLO, David	6	2-4	2-3	0-0	0	0	0	3	1	0	2	0	23
34	ONYENSO, Ugonna	9	4-4	0-0	1-1	0	2	2	1	0	0	0	0	15
TEAM						2	0							
TOTALS		74	27-59	6-26	14-19	9	16	25	17	19	5	5	1	200
		FG	FG%	3FG	3FG%	FT	FT%	Deadball Rebounds: 5, 0						
1st Half		13-29	44.8	2-15	13.3	1-2	50.0	Biggest Run: 9 (2:45 1H)						
2nd Half		14-30	46.7	4-11	36.4	13-17	76.5	Largest Lead: none						
GAME		27-59	45.8	6-26	23.1	14-19	73.7	Technical Fouls: none						

**Officials:** Jeffrey Anderson, Antimo Perry, Chance Moore  
**Attendance:** 15,300 | **Start Time:** 12:07 p.m. | **Game Duration:** 2:06  
K-State never led // Kansas led 39:14 // Game was tied for 0:46  
**Lead Changes:** 0 // **Times Tied:** 0

Points From	Off Turnovers	Paint	2nd Chance	Fast Break	Bench
Kansas	5	46	17	6	8
K-State	13	34	8	6	19

18AT BAYLOR

Jan. 22, 2025   Waco, Texas / Foster Pavilion					
Baylor	26	44	—	70	
K-STATE	30	32	—	62	

- **VJ Edgecombe** showed why he is one of the nation's best freshmen, as the rookie scored a game-high 30 points in helping Baylor overcome a 12-point second-half deficit to post a 70-62 win over K-State on Jan. 22 at Foster Pavilion.
- Edgecombe scored 20 of his 30 points in the second half, as the Bears (12-6, 4-3 Big 12) connected on 60 percent (12-of-20) from the field while outscoring the Wildcats, 44-32. He finished the night 8-of-13 from the field, including 3-of-7 from 3-point range, and 11-of-12 from the free throw line. He was near perfect in the second half, going 5-of-5 on field goals and 9-of-10 on free throws..
- The second-half offensive barrage came after Baylor shot just 25 percent (9-of-36) in the first half, including 28.6 percent (6-of-21) from 3-point range, as K-State built a 10-point lead. The Bears were able to cut it to 30-26 at the break behind back-to-back 3-pointers from Edgecombe and **Norchad Omier**.
- K-State scored first 7 points out to start the second half en route to taking a 40-28 lead after a 3-pointer from **Dug McDaniel** at the 16:16 mark. After the Bears cut the deficit to 6 points with back-to-back 3-pointers, the Wildcats were able to answer with a 3-pointer from **C.J. Jones** and layup from **David N'Guessan** to lead 45-36 at the second media timeout with 11:47 to play.
- Baylor was able to finally get going offensively out of the timeout, as a pair of free throws from graduate **Jalen Celestine** sparked a 13-3 run that gave the Bears a 49-48 lead and forced a timeout by **Jerome Tang** at the 7:44 mark. A jumper by N'Guessan briefly gave the Wildcats a lead before 3-pointers from Celestine and Edgecombe gave the Bears a 55-50 lead with 6 minutes to play.
- Junior **Brendan Hausen** kept K-State within 57-56 after back-to-back 3-pointers with less than 5 minutes to play, but a 6-0 Baylor run pushed the lead out of reach at 67-58 with 1:03 remaining.
- Three Wildcats scored in double figures, including a team-high 13 points for N'Guessan, who added 11 rebounds for his team-leading fourth double-double of the season and the seventh of his career. Hausen and McDaniel each finished with 12 points, while senior **Coleman Hawkins** dished out a team-high 7 assists (with zero turnovers) to go with 8 points and 9 rebounds.
- K-State finished shooting 43.6 percent (24-of-55) from the field, including 37.5 percent (9-of-24) from 3-point range, while Baylor shot 37.5 percent (21-of-55) from the field, including 37.9 percent (11-of-29) from long range.

BAYLOR (12-6, 4-3 Big 12)														
No.	Name	PTS	FG	3FG	FT	O	D	R	PF	A	TO	S	B	MIN
15	OMIER, Norchad	F 3	1-9	1-3	0-0	6	7	13	4	3	0	0	1	34
17	OJIANWUNA, Josh	F 2	1-3	0-0	0-0	3	0	3	3	0	0	0	0	16
1	WRIGHT, Robert	G 8	3-11	1-3	1-2	0	1	1	5	1	0	0	0	33
12	NUNIN, Jayden	G 4	1-6	1-5	1-2	2	3	5	2	2	1	0	35	35
7	EDGEcombe, V.J.	G 30	8-13	3-7	11-12	0	1	1	1	3	1	2	0	38
32	CELESTINE, Jalen	18	5-8	4-7	4-5	0	7	7	2	0	0	0	0	30
5	ASEMOTA, Jason	5	2-6	1-4	0-0	2	1	3	2	1	0	0	1	14
TEAM						0	2	2						
TOTALS		70	21-56	11-29	17-21	13	22	35	15	14	4	3	2	200
Bigball Rebounds: 3, 1														
1st Half 9-36 25.0 6-21 28.6 FT 22.0														
2nd Half 12-20 60.0 5-8 62.5 15-19 78.9														
GAME 21-56 37.5 11-29 37.9 37-50 84.0														
Tactical Fouls: 9 (1:03 2nd)														
Largest Lead: none														

2024-25 BOXSCORES/RECAPS

19 23/23 WEST VIRGINIA

Jan. 25, 2025 | Manhattan, Kan. / Bramlage Coliseum

23/23 West Virginia	18	42	—	60
K-STATE	42	31	—	73

- K-State jumped out to 19-2 lead over No. 23/23 West Virginia and never looked back to emphatically end a 6-game losing streak with a 73-60 win on Jan. 25 before 9,018 fans at Bramlage Coliseum.
- The win was not only the first for the Wildcats of the calendar year 2025, but also gave them their second Top 25 win of the season. Head coach **Jerome Tang** is now 11-3 at home vs. AP Top 25 opponents, including 2-1 in 2024-25.
- Buoyed by the impressive start, K-State connected on 53.3 percent (16-of-30) of its field goals in the first half, including 55.6 percent (5-of-9) from 3-point range, as the Wildcats surged ahead by as many as 26 points before halftime. The 42 first-half points were the most the team has scored in Big 12 play this season, while 18 points were the fewest allowed in an opening half all season.
- Despite scoring 11 of the first 13 points out of halftime, West Virginia (13-6, 4-4 Big 12) never closed the deficit below double figures in the second half, as the Mountaineers dropped their third in a row to the Wildcats and their fourth straight at Bramlage Coliseum. WVU outscored K-State, 42-31, after halftime but the 24-point halftime deficit was too much to overcome.
- Five Wildcats scored in double figures including 15 points from junior **Dug McDaniel**, who also added a game-high 6 assists and 2 steals. Senior **David N'Guessan** scored 14 points to go with a career-best 4 blocks, while fellow senior **Max Jones** had a solid all-around game with 12 points, a team-tying 7 rebounds, 3 assists and a steal. Senior **Coleman Hawkins** added 11 points to go with 7 rebounds, 4 assists and a block and junior **C.J. Jones** registered double figures in Big 12 play for the first time with 10 points.
- K-State is now 11-0 under Tang when 5 or more players score in double digits.
- K-State finished the game shooting 47.3 percent (26-of-55) from the field, including 35.3 percent (6-of-17) from 3-point range, and 68.2 percent (15-of-22) from the free throw line. The Wildcats scored 17 fast-break points and outscored the Mountaineers, 15-5, from the bench.
- WVU shot 36.8 percent (25-of-68) from the field, including just 19.0 percent (4-of-21) from 3-point range, while making 6 of 8 attempts from the line. The Mountaineers outscored the Wildcats, 42-36, in the paint and held a 19-12 advantage in second-chance points.
- Senior **Javon Small** led all scorers with 22 points for the Mountaineers.

WEST VIRGINIA (13-6, 4-4 Big 12)														
No.	Name	PTS	FG	3FG	FT	O	D	R	PF	A	TO	S	B	MIN
11	POWELL, Jonathan	F	0	0-4	0-2	0-1	3	1	4	3	1	1	0	39
00	ANDRE, Eduardo	C	8	4-7	0-0	0-0	2	3	5	4	0	0	1	23
05	OKANI, Toby	G	13	6-13	0-2	1-1	3	2	5	5	3	0	0	22
07	SMALL, Javon	G	22	7-16	3-6	5-6	0	2	2	0	5	3	3	38
10	HARRIS, Sencire	G	12	6-12	0-2	0-0	3	6	9	3	2	2	2	28
01	YESUFU, Joseph	O	0-2	0-1	0-0	0-1	1	1	1	1	1	1	0	11
03	TENNER, KJ	O	0-2	0-1	0-0	0-0	0	0	4	0	0	0	0	12
13	HANSBERRY, Amani	S	2-11	1-6	0-0	2	5	7	2	0	1	0	0	26
08	AUER, Jake	O	0-1	0-1	0-0	0-0	0	0	0	0	0	0	0	2
22	ELEZOVIC, Haris	O	0-0	0-0	0-0	0-0	0	0	0	0	0	0	0	0+
TEAM						1	2	3			2			
TOTALS		60	25-68	4-21	6-8	14	22	36	23	14	10	8	2	200

	FG	FG%	3FG	3FG%	FT	FT%
1st Half	7-29	24.1	1-10	10.0	3-5	60.0
2nd Half	18-39	46.2	3-11	27.3	3-3	100.0
GAME	26-68	36.8	4-21	19.0	6-8	75.0

K-STATE (8-11, 2-6 Big 12)															
No.	Name		PTS	FG	3FG	FT	O	D	R	PF	A	TO	S	B	MIN
01	NGUESSAN, David	W	14	5-8	0-2	4-4	1	1	2	3	0	0	0	0	29
33	HAWKINS, Coleman	W	11	3-11	0-1	5-10	2	5	7	3	4	2	1	1	30
00	McDANIEL, Dug	G	15	5-13	1-3	4-4	0	2	2	2	6	3	2	0	32
02	JONES, Max	G	12	5-7	2-3	0-0	3	4	7	3	3	2	1	0	28
11	HAUSEN, Brendan	G	6	2-8	2-7	0-0	1	4	5	0	1	1	0	0	29
03	JONES, C.J.	10	4-6	1-1	1-2	1	5	6	2	1	0	0	0	0	28
10	CASTILLO, David	0	0-0	0-0	0-0	0-0	0	0	0	1	1	2	1	0	7
34	ONYENSO, Ugonna	S	2-2	0-0	1-1	2	2	4	0	0	0	0	1	1	10
04	IKEGWURUKA, Mobi	0	0-0	0-0	0-1	0	3	3	0	0	0	0	0	1	7
TEAM							2	2	4			1			
TOTALS			73	26-55	6-17	15-22	12	28	40	14	16	11	7	7	200

	FG	FG%	3FG	3FG%	FT	FT%
1st Half	16-30	53.3	5-9	55.6	5-6	83.3
2nd Half	10-25	40.0	1-8	12.5	10-16	62.5
GAME	26-55	47.3	6-17	35.3	15-22	68.2

Officials: Kelly Self, James Duke, Keith Patterson  
Attendance: 9,018 | Start Time: 5:10 p.m. | Game Duration: 2:21  
K-State led for 38:35 // West Virginia never led // Game was tied for 1:25  
Lead Changes: 0 // Times Tied: 1

Points From	Off Turnovers	Paint	2nd Chance	Fast Break	Bench
West Virginia	10	42	19	8	5
K-State	11	36	12	17	15

20 OKLAHOMA STATE

Jan. 29, 2025 | Manhattan, Kan. / Bramlage Coliseum

Oklahoma State	23	34	—	57
K-STATE	45	40	—	85

- K-State used another fast start to overwhelm an opponent, as the Wildcats raced out to a 15-4 lead en route to a wire-to-wire 85-57 win over Oklahoma State on Jan. 29 before 8,542 fans at Bramlage Coliseum.
- K-State collected consecutive wins for the first time in 2025 by turning in its best offensive performance of the Big 12 season to avenge an earlier loss to OSU. The 85 points are the most through their first 9 league games, as the Wildcats hit on 52.6 percent (30-of-57) from the field, including 52.2 percent (12-of-23) from 3-point range, while making 72.2 percent (13-of-18) from free throw line.
- The defense wasn't bad either, as K-State held OSU to 57 points on 39.6 percent (21-of-53) shooting, including 31.6 percent (6-of-19) from 3-point range, while forcing an opponent-high 21 turnovers. The Wildcats scored 28 points off those miscues, including 22 in the first half. The 57 points were the fewest allowed a Big 12 opponent and were one point shy of the season low
- K-State used its fast start to build a 22-point halftime lead (45-23) before expanding the advantage to as many as 32 points behind a 12-0 run less than 5 minutes into the second half. OSU never got closer than 24 points the rest of the way. It marked the second straight game that the Wildcats built a 20-point half-time lead, as they have outscored their last 2 opponents, 87-51, in the first half.
- The 28-point victory was the second largest of the season and the largest in Big 12 play under head coach **Jerome Tang**. It is the largest Big 12 win since an 85-46 win over Oklahoma State at home on Feb. 23, 2019.
- Four Wildcats scored in double figures led by a team-high 18 points from junior **Brendan Hausen**, who went a perfect 5-of-5 from 3-point range. He was joined in double figures by fellow seniors **Coleman Hawkins** (15 points) and **Max Jones** (14 points) and junior **Dug McDaniel** (10 points). Sophomore **Mobi Ikegwuruka** finished with his best game of the season with 8 points to go with 3 rebounds, 3 steals and a block in 12 minutes off the bench.
- Hausen is the seventh player in school history to go 5-of-5 or better from 3-point range and the first since **Denis Clemente** went 6-of-6 from beyond the arc at Texas on Jan. 31, 2009. Hausen's only misses came inside the arc, going 5-of-6 from the field and 3-of-4 from free throw line.
- Fifth-year transfer **Marchelus Avery** led all scorers with 22 points on 7-of-8 field goals, including 2-of-3 from 3-point range, and 6-of-7 free throws.

OKLAHOMA STATE (10-10, 2-7 Big 12)															
No.	Name	PTS	FG	3FG	FT	O	D	R	PF	A	TO	S	B	MIN	
25	JENNINGS, Robert	F	0	0-1	0-1	0-0	0	0	0	2	0	1	0	0	6
33	OUSMANE, Abou	F	0	0-4	0-1	0-0	1	2	3	1	0	1	2	1	17
01	THOMPSON, Bryce	G	11	5-11	1-3	0-0	0	1	1	1	2	5	0	0	23
02	DEAN, Arturo	G	4	2-8	0-1	0-0	0	2	2	2	0	4	2	0	17
14	KELLER, Jamyron	G	3	1-6	1-5	0-0	1	4	5	3	3	1	0	0	25
05	BRANTLEY, Khalil	S	2	1-5	0-0	0-0	3	3	1	1	1	0	0	0	19
00	AVERY, Marchelus	22	7-8	2-3	6-7	3	1	4	2	2	1	1	1	28	
06	NEWMAN, Brandon	7	3-5	1-1	0-0	2	1	3	0	3	3	3	0	15	
24	SUEMMICK, Pat	1	0-1	0-0	1-4	0	3	3	2	1	2	0	1	16	
04	DAVIS, Davonte	3	1-3	0-2	1-2	0	0	0	1	3	0	0	0	15	
13	DOW, Connor	O	0-1	0-1	0-0	0	1	1	0	1	0	0	0	10	
19	VUKOVIC, Andrija	1	0-0	0-0	1-2	0	2	2	0	0	1	0	0	5	
07	COLE, Kirk	O	0-0	0-0	0-0	0	0	0	0	0	0	0	0	2	
34	CARON, Tyler	O	0-0	0-0	0-0	0	0	0	0	0	0	0	0	2	
TEAM						3	1	4							
TOTALS		57	21-53	6-19	9-15	10	21	31	17	12	21	8	3	200	

	FG	FG%	3FG	3FG%	FT	FT%
1st Half	10-22	45.5	2-6	33.3	1-2	50.0
2nd Half	11-31	35.5	4-13	30.8	8-13	61.5
GAME	21-53	39.6	6-19	31.6	9-15	60.0

K-STATE (9-11, 3-6 Big 12)															
No.	Name	PTS	FG	3FG	FT	O	D	R	PF	A	TO	S	B	MIN	
01	NGUESSAN, David	W	5	2-4	0-0	1-4	2	1	3	3	0	0	1	0	19
33	HAWKINS, Coleman	W	15	6-10	1-4	2-3	6	9	4	6	1	3	3	33	
00	McDANIEL, Dug	G	10	4-12	2-5	0-0	0	1	1	6	1	3	0	31	
02	JONES, Max	G	14	5-8	3-4	1-1	0	1	1	0	4	1	0	26	
11	HAUSEN, Brendan	G	18	5-6	5-5	3-4	0	1	1	0	0	1	1	0	26
03	JONES, C.J.	6	2-7	0-2	2-2	0	4	4	1	4	1	2	0	20	
34	ONYENSO, Ugonna	4	2-2	0-0	2-2	0	4	3	0	1	0	1	0	15	
10	CASTILLO, David	5	1-3	1-2	2-2	0	1	0	1	0	1	2	1	13	
04	IKEGWURUKA, Mobi	8	3-4	0-0	2-2	0	3	3	2	0	2	3	1	12	
15	MANNING, Taj	O	0-1	0-1	0-0	0	2	2	0	0	0	0	0	3	
05	BAIN, Spencer	O	0-0	0-0	0-0	0	0	0	0	0	0	0	0	2	
TEAM						0	2	2			1				
TOTALS		85	30-57	12-23	13-18	7	24	31	15	17	14	15	5	200	

	FG	FG%	3FG	3FG%	FT	FT%
1st Half	16-30	53.3	7-12	58.3	6-7	85.7
2nd Half	14-27	51.9	5-11	45.5	7-11	63.6
GAME	30-57	52.6	12-23	52.2	13-18	72.2

Officials: Doug Simons, Darron George, Chris Pascal  
Attendance: 8,542 | Start Time: 7:05 p.m. | Game Duration: 1:54  
K-State led for 38:57 // Oklahoma State never led // Game was tied for 1:03  
Lead Changes: 0 // Times Tied: 0

Points From	Off Turnovers	Paint	2nd Chance	Fast Break	Bench
Oklahoma State	11	30	9	17	39
K-State	28	36	9	18	23

21 AT 3/3 IOWA STATE

Feb. 1, 2025 | Ames, Iowa / Hilton Coliseum

3/3 Iowa State	35	26	—	61
K-STATE	37	43	—	80

- All five Wildcat starters scored in double figures, including a season-high 20 points from junior **Dug McDaniel**, as K-State snapped No. 3/3 Iowa State's 29-game home court winning streak with an 80-61 victory on Feb. 1 before a sold-out crowd of 14,267 fans at Hilton Coliseum.
- The win was just the sixth-ever by K-State over a Top 5 team on the road and the first since a 56-54 win at No. 2 Baylor on Feb. 4, 2017. The 19-point margin of victory is the largest-ever over a Top 5 team on the road and second largest behind a 20-point win over No. 4 Long Island on Jan. 31, 1951.
- Iowa State looked like it was on its way to another home win, as the Cyclones scored the game's first 6 points on consecutive 3-pointers en route to a 13-4 lead prompting a Wildcat timeout less than 4 minutes into the game.
- The timeout seemed to settle down the Wildcats, as the first of 3 3-pointers from senior **Coleman Hawkins** ignited a 13-3 run that gave them their first lead at 17-16 at the 12:28 mark. They extended that lead to 28-23 after an old-fashioned 3-point play from senior **David N'Guessan**, but the Cyclones were able to get to the free throw line, knocking down 7 of 8 attempts, to go along with a 3-pointer from **Tamin Lipsey** to take a 33-28 lead with 3:10 to play.
- With the momentum clearly on the side of the home team, the Wildcats were able to end the half on a 9-2 run that propelled them ahead 37-35 at the break. Senior **Max Jones** scored 5 of the team's 9 points in the pivotal run. They carried that momentum into the second half, as they scored the first 7 points, capped by Hawkins' second 3-pointer, to take a 44-35 lead and force a timeout.
- K-State kept the pressure on, using a 12-0 run capped by a 3-pointer from junior **Brendan Hausen** to take a 58-39 lead with under 14 to play. However, ISU responded with a 13-0 run to pull to within 58-52 at the midway point.
- A Hausen 3-pointer ended the run and started an 8-0 spurt by the Wildcats, as they pulled back ahead by double figures at 66-52 with 8:10 remaining. From that moment, the Cyclones could get no closer than 10 points the rest of the way, as the Wildcats ended the game with 7 consecutive points.
- K-State scored its 80 points on 44.8 percent (26-of-58) shooting, including 50 percent (10-of-20) from 3-point range, and 85.7 percent (18-of-21) from the line. The Wildcats outscored the Cyclones, 30-22, in the paint and used their 39-29 rebounding advantage to post a 21-6 edge in second-chance points.

IOWA STATE (17-4, 7-3 Big 12)															
No.	Name	PTS	FG	3FG	FT	O	D	R	PF	A	TO	S	B	MIN	
02	JEFFERSON, Joshua	F	13	5-9	2-2	1-2	3	2	5	2	2	4	2	0	27
01	JACKSON, Dishon	C	2	1-3	0-0	0-1	1	3	4	3	1	1	0	1	14
03	LIPSEY, Tamin	G	20	6-12	3-5	5-7	1	0	1	3	3	3	1	0	38
05	JONES, Curtis	G	14	4-15	2-6	4-4	1	5	6	1	1	1	1	0	36
10	GILBERT, Keshon	G	8	3-9	1-3	1-1	1	2	3	2	3	5	1	0	37
33	CHATFIELD, Brandon	O	0	0-0	0-0	0-0	0	1	1	1	0	1	0	1	15
04	WATSON, Demario	A	0	0-4	0-2	4-4	3	4	7	1	0	1	2	2	21
00	HEISE, Nate	O	0	0-0	0-0	0-0	0	1	1	3	0	2	1	0	13
TEAM							1	0	1						
TOTALS			61	19-52	8-15	11-19	18	29	17	0	18	8	4	20	
		FG	FG%	3FG	3FG%	FT	FT%	Deadball Rebounds: 1, 0							
1st Half		10-19	52.6	6-9	66.7	9-10	90.0	Biggest Run: 13 (10:05 TH)							
2nd Half		9-33	27.3	2-9	22.2	6-9	66.7	Largest Lead: 9 (16:19 1H)							
GAME		19-52	36.5	8-18	44.4	15-19	78.9	Technical Fouls: Bench							



2024-25 BOXSCORES/RECAPS

22 AT ARIZONA STATE

Feb. 4, 2025 | Tempe, Ariz. / Desert Financial Arena

Arizona State	32	38	—	70
K-STATE	35	36	—	71

▶ Senior **David N'Guessan** led four Wildcats in double figures with a season-high 22 points, as K-State overcame a 16-point first-half deficit en route to a 71-70 win over Arizona State on Feb. 4 before 6,868 fans at Desert Financial Arena.

▶ N'Guessan made perhaps his best play of the night with K-State clinging to a 71-70 lead late in the game, as he fouled freshman **Jayden Quaintance** as he was attempting to dunk the game-winning basket with 4.1 seconds remaining, forcing him to connect on 2 free throws to win the game. However, Quaintance missed on both attempts and junior **Dug McDaniel** corralled the rebound and threw it down court to senior **Max Jones** to run out the clock.

▶ N'Guessan finished the night 8-of-11 from the field, including 1-of-1 from 3-point range, and 5-of-6 from the free throw to go with a team-tying 8 rebounds in nearly 36 minutes. He posted his third career 20-point game.

▶ The finish would not have been made possible if not for the Wildcats' epic comeback from a 16-point first half deficit, as the Sun Devils jumped out to a 15-0 lead en route to an 18-2 lead after a 3-point play with just 12 minutes to play.

▶ However, K-State slowly chipped away at the deficit, scoring 17 of the next 25 points to close to within 26-19 and forced a timeout at ASU head coach **Bobby Hurley** at the 4:47 mark. After a 3-pointer put the Sun Devils up to 10, the Wildcats ended the half on a 16-3 run to go ahead 35-32 at the break.

▶ K-State carried the momentum into the second half, scoring 13 of the first 16 points to go ahead 48-35 and force another ASU timeout with over 13 minutes to play. The Sun Devils closed to within 53-49 on a 14-5 run just before the under-8 media timeout, but back-to-back 3-pointers from Jones and Hausen pulled the Wildcats ahead 60-52 with just over 7 minutes to play.

▶ ASU made one last run after Hausen's 3-pointers, using an 11-2 run to go ahead 63-62 and force Tang to call a timeout with 3:24 left. The team traded the lead over the next few possessions before a 3-pointer by Hawkins and 2 free throws from N'Guessan gave K-State a 71-67 lead with 54 seconds. Alston was able to convert on a 3-point play to close the deficit to 71-70 with 42 seconds.

▶ McDaniel's 3-pointer with 14 seconds left was off the mark giving the Sun Devils' one last opportunity. After a scrum on the floor allowed Quaintance a clear path to the basket, N'Guessan prevented the dunk and forcing him to the line, where he missed both free throws.

ARIZONA STATE (12-10, 3-8 Big 12)

No.	Name	PTS	FG	3FG	FT	O	D	R	PF	A	T	S	B	MIN
08	JHAD, Basheer	F 15	3-8	3-7	6-7	0	5	5	3	2	3	1	1	34
21	QUAINTANCE, Jayden	F 3	1-7	0-3	1-6	6	4	10	4	0	1	1	2	33
01	MASON, Alston	G 20	6-10	2-5	6-6	1	3	4	0	6	1	0	0	38
10	FREEMAN, B.J.	G 14	5-10	3-8	1-2	1	6	7	3	5	2	0	1	37
44	MILLER, Adam	G 10	4-6	2-4	0-0	1	2	2	0	0	0	0	0	28
03	SANON, Joson	S 2-11	1-5	0-0	0	3	3	1	0	1	0	1	0	23
05	ALI, Amier	3	1-5	1-5	0-0	0	1	1	0	0	0	0	0	8
TEAM						1	2							
TOTALS		70	22-57	12-37	14-21	10	24	34	12	14	7	3	4	200

	FG	FG%	3FG	3FG%	FT	FT%
1st Half	10-32	31.3	7-25	28.0	5-5	100.0
2nd Half	12-25	48.0	5-12	41.7	9-16	56.3
GAME	22-57	38.6	12-37	32.4	14-21	66.7

Deadball Rebounds: 2, 0  
Biggest Run: 15 (14:43 1H)  
Largest Lead: 16 (11:47 1H)  
Technical Fouls: Miller (ejected)

K-STATE (11-11, 5-6 Big 12)

No.	Name	PTS	FG	3FG	FT	O	D	R	PF	A	T	S	B	MIN
01	N'GUESSAN, David	W 22	8-11	1-1	5-6	4	4	8	3	0	1	0	0	36
33	HAWKINS, Coleman	W 11	4-11	2-5	1-2	2	4	6	1	7	3	1	0	36
00	McDANIEL, Dug	G 7	3-10	0-4	1-2	1	7	8	2	9	4	1	0	38
02	JONES, Max	G 5	6-12	3-7	0-0	0	5	5	0	3	1	2	0	34
11	HAUSEN, Brendan	G 12	4-8	4-8	0-0	0	4	2	1	1	0	1	0	30
03	JONES, C.J.	0	0-2	0-1	0-0	0	0	0	0	4	0	0	1	12
10	CASTILLO, David	0	0-0	0-0	0-0	0	0	0	0	0	0	0	0	3
04	IKEGWURUKA, Mobi	4	2-4	0-0	0-0	0	4	3	0	1	0	1	1	13
TEAM						1	2	3						
TOTALS		71	27-58	10-26	7-10	8	30	38	15	20	11	5	1	200

	FG	FG%	3FG	3FG%	FT	FT%
1st Half	14-30	46.7	4-12	33.3	3-3	100.0
2nd Half	13-28	46.4	6-14	42.9	4-7	57.1
GAME	27-58	46.6	10-26	38.5	7-10	70.0

Deadball Rebounds: 2, 0  
Biggest Run: 12 (17:18 2H)  
Largest Lead: 13 (13:03 2H)  
Technical Fouls: McDaniel

Officials: Tony Padilla, Don Daily, Bret Smith

Attendance: 6,868 | Start Time: 8:05 p.m. | Game Duration: 2:01

K-State led for 19:25 // Arizona State led 19:30 // Game was tied for 1:05

Lead Changes: 7 // Times Tied: 1

Points From	Off Turnovers	Paint	2nd Chance	Fast Break	Bench
Arizona State	14	16	11	11	4
K-State	11	30	3	20	4

23 16/17 KANSAS

Feb. 8, 2025 | Manhattan, Kan. / Bramlage Coliseum

16/17 Kansas	36	37	—	73
K-STATE	44	37	—	81

▶ Senior **David N'Guessan** led four Wildcats in double figures with 20 points, as K-State extended its winning streak to 5 games with a near wire-to-wire 81-73 win over No. 16/17 Kansas in the Dillons Sunflower Showdown before a sold-out crowd of 11,010 fans on Feb. 8 at Bramlage Coliseum.

▶ K-State led for more than 37 minutes, using an 18-5 run midway through the first half to assert control of the game en route to a 44-36 lead at the half. The lead grew to as many as 15 points in the second half, as the Wildcats earned their third consecutive win at home over the Jayhawks for the first time in more than 40 years since a 4-game streak from 1981-83.

▶ The 5-game overall winning streak is the longest for K-State since a similar 5-game streak from Nov. 22 to Dec. 9, 2023, while it is the longest such streak in Big 12 play since a 5-game winning streak from Jan. 9 to Jan. 22, 2019. Head coach **Jerome Tang** is now 12-3 at home vs. AP Top 25 opponents, including 3-1 this season. It was the team's fourth Top 25 win of the season. Tang is the first Wildcat coach since **Jack Gardner** in 1947-49 to win his first 3 home games.

▶ K-State topped the 80-point mark for the seventh time this season, including the third time in the last 4 Big 12 games, behind a balanced attack led by N'Guessan's second consecutive 20-point performance. It marked the first time in his career that the Dutch native has had consecutive 20-point games, as he hit on 9-of-13 field goals to go with a team-high 7 rebounds in 33 minutes.

▶ N'Guessan was joined in double figures by junior **Dug McDaniel** (15 points) and seniors **Coleman Hawkins** (12 points) and **Max Jones** (12 points). McDaniel dished out a career-high 11 assists for his second career double-double. His 11 assists tie for the sixth-most in a conference game, including the most since **Markquis Nowell** had 14 at Baylor on Jan. 7, 2023.

▶ Hawkins added 8 assists, 5 rebounds and a career-high 5 blocks to his effort. His 5 blocks tied for the fourth-most in a conference game, including the most since **Will McNair Jr.** had 5 blocks at Texas Tech last season.

▶ Both teams shot exactly 50 percent from the field, as K-State made 33 of 66 attempts compared to Kansas' 30 of 60 attempts. However, the difference came from the 3-point line, as the Wildcats made 11 of 27 attempts (40.7 percent) compared to just 6 of 19 attempts (31.6 percent) for the Jayhawks.

▶ The Wildcats had 23 assists on their 33 made field goals with McDaniel (11 assists) and Hawkins (8 assists) combining for all but 4 of those assists.

KANSAS (16-7, 7-5 Big 12)

No.	Name	PTS	FG	3FG	FT	O	D	R	PF	A	T	S	B	MIN
24	ADAMS, K.J.	F 13	6-9	0-0	1-2	2	3	5	1	1	1	1	0	35
01	DICKINSON, Hunter	C 21	8-16	1-4	4-6	1	8	9	1	4	3	0	0	31
03	HARRIS Jr., Dajuan	G 4	2-4	0-1	0-0	0	2	2	3	6	0	2	1	24
05	MAYO, Zeke	G 15	5-8	3-3	2-2	0	7	7	1	5	5	0	0	36
06	GRiffin, Rylan	G 3	1-7	1-6	0-0	0	0	0	0	2	0	0	0	19
00	MOORE, Shakeel	2	1-1	0-0	0-2	0	1	1	0	4	1	2	1	14
02	STORR, A.J.	9	4-10	1-5	0-0	0	2	2	3	0	1	1	0	20
08	COIT, David	0	0-0	0-0	0-0	1	1	0	1	0	2	0	0	5
40	BIDUNGA, Flory	6	3-5	0-0	0-0	2	2	4	1	0	1	0	0	16
TEAM						3	2	5						
TOTALS		71	30-60	6-19	7-12	8	28	36	10	22	14	6	2	200

	FG	FG%	3FG	3FG%	FT	FT%
1st Half	16-28	57.1	3-5	60.0	1-6	16.7
2nd Half	14-32	43.8	3-14	21.4	6-6	100.0
GAME	30-60	50.0	6-19	31.6	7-12	58.3

Deadball Rebounds: 2, 1  
Biggest Run: 6 (16:35 1H)  
Largest Lead: 2 (12:45 1H)  
Technical Fouls: none

K-STATE (12-11, 6-6 Big 12)

No.	Name	PTS	FG	3FG	FT	O	D	R	PF	A	T	S	B	MIN
01	N'GUESSAN, David	W 20	9-13	0-1	2-3	1	6	7	2	0	0	0	1	33
33	HAWKINS, Coleman	W 12	5-10	2-4	0-1	2	3	5	4	8	5	1	5	37
00	McDANIEL, Dug	G 15	6-15	3-6	0-0	0	6	6	1	11	3	1	0	36
02	JONES, Max	G 12	4-6	2-3	2-2	0	4	4	2	2	1	1	0	29
11	HAUSEN, Brendan	G 9	3-10	3-10	0-0	0	5	5	0	0	0	2	0	32
03	JONES, C.J.	7	3-8	1-3	0-0	0	0	1	2	0	0	0	0	21
04	IKEGWURUKA, Mobi	6	3-4	0-0	0-0	1	1	2	1	0	0	0	2	10
10	CASTILLO, David	0	0-0	0-0	0-0	0	0	1	0	1	0	0	0	2
TEAM						1	0	1						
TOTALS		81	33-66	11-27	4-6	5	25	30	12	23	10	7	6	200

	FG	FG%	3FG	3FG%	FT	FT%
1st Half	19-35	54.3	4-12	33.3	2-4	50.0
2nd Half	14-31	45.2	7-15	46.7	2-2	100.0
GAME	33-66	50.0	11-27	40.7	4-6	66.7

Deadball Rebounds: 1, 0  
Biggest Run: 6 (9:36 1H)  
Largest Lead: 15 (12:32 2H)  
Technical Fouls: None

Officials: Doug Simons, Brooks Wells, Tommy Johnson

Attendance: 11,010 (sold out) | Start Time: 1:01 p.m. | Game Duration: 1:58

K-State led for 37:10 // Kansas led 2:26 // Game was tied for 0:24

Lead Changes: 10 // Times Tied: 0

Points From	Off Turnovers	Paint	2nd Chance	Fast Break	Bench
Kansas	9	44	6	6	17
K-State	13	40	4	14	13

24 13/13 ARIZONA

Feb. 11, 2025 | Manhattan, Kan. / Bramlage Coliseum

13/13 Arizona	29	41	—	70
K-STATE	35	38	—	73

▶ Junior **Dug McDaniel** scored a game-high 24 points, including two baskets to start a late 8-0 run, as K-State won its sixth straight game with a 73-70 win over No. 13/13 Arizona on Feb. 11 before 8,914 fans at Bramlage Coliseum.

▶ The 6-game winning streak is the second-longest of head coach **Jerome Tang**'s tenure and the longest since a 9-game winning streak from Dec. 3, 2022, to Jan. 10, 2023. It is the longest such streak in Big 12 play since a 9-game winning streak from Jan. 9 to Feb. 12, 2019.

▶ In battle of the Big 12's two hottest teams, it was K-State that was able to pull away late in a back-and-forth game that included nine ties and 10 lead changes. The victory snapped Arizona's Big 12-best 6-game winning streak.

▶ After Arizona (17-7, 11-2 Big 12) ripped off a 10-2 run to take a 62-60 lead with 4:05 to play, McDaniel sparked 8 straight points by K-State with back-to-back baskets followed by a layup from senior **David N'Guessan** and a steal and dunk by sophomore **Mobi Ikegwuruka** that sent the Bramlage Coliseum crowd into a frenzy with 1:39 remaining.

▶ Arizona closed to within 70-68 on a layup from fifth-year guard **Caleb Love** with 28 seconds left then to 71-70 after a jumper by sophomore **K.J. Lewis** with 7 seconds. Junior **Brendan Hausen** knocked down 2 free throws to extend the lead to 73-70 with 6 seconds remaining, as McDaniel collected his fifth steal of the night by intercepting Arizona's half-court lob with 3 seconds. However, senior **Max Jones** missed both free throws that would have sealed the game, but Arizona couldn't get a shot off before the horn sounded.

▶ McDaniel scored his game-high 24 points on 10-of-22 field goals, including the Wildcats' lone 3-pointer of the night, to go with career-tying 5 steals, 4 rebounds and 3 assists in 37 minutes. It was his ninth career 20-point game, including his second this season.

▶ McDaniel was joined in double figures by N'Guessan, who finished with 16 points and 7 rebounds before fouling out with 1:27 to play, and junior reserve **C.J. Jones**, who added 10 points, his second double-digit scoring game in Big 12 play. Max Jones matched N'Guessan's 7 rebounds to go with 7 points, while senior Coleman Hawkins had a game-high 4 assists.

▶ The teams scored 90 of the 143 points in the paint with K-State holding a narrow 46-44 edge over Arizona. K-State also forced a Big 12-high 17 turnovers by Arizona, including 14 steals that the home team converted into 23 points.

ARIZONA (17-7, 11-2 Big 12)

No.		PTS	FG	3FG	FT	O	D	R	PF	A	T	S	B	MIN
30	AWAKA, Tobe	F 10	3-5	0-0	4-5	1	4	5	3	1	0	0	0	23
00	BRADLEY, Jaden	G 13	4-11	0-3	5-6	0	4	4	1	4	5	2	0	38
01	LOVE, Caleb	G 6	3-15	0-7	0-0	0	7	7	3	3	0	1	0	39
03	DELLORSO, Anthony	G 6	3-5	0-1	0-0	0	0	0	2	1	2	0	0	15
09	BRYANT, Carter	G 8	3-9	1-6	1-2	2	9	11	3	1	3	0	2	25
05	LEWIS, K.J.	15	6-12	1-4	2-2	3	5	8	4	2	3	1	1	30
13	VEESAAR, Henri	12	4-6	0-1	4-4	4	3	7	3	1	4	3	1	30
55	MARTINEZ, Conrad	0	0-0	0-0	0-0	0	0	0	0	0	0	0	0	0+
TEAM						3	1	4						

2024-25 BOXSCORES/RECAPS

25 AT BYU

Feb, 15, 2025 | Provo, Utah / Marriott Center

BYU	40	40	—	80
K-STATE	22	43	—	65

- K-State could not dig itself out of an 18-point first-half deficit, as the Wildcats saw its 6-game winning streak end in an 80-65 loss to BYU on Feb. 15 before a sold-out crowd of 17,228 fans at the Marriott Center.
- K-State scored a season-low 22 points in the first half, connecting on just 27.3 percent (9-of-33), including 25 percent (3-of-12) from 3-point range, while BYU built a 40-22 lead at the half behind 48.4 percent (15-of-31) shooting.
- A 16-3 run pulled K-State to within 53-45 near the midway point of the second half, which included 5 straight points from junior **C.J. Jones**. However, BYU responded with 10 of the next 12 points to build its lead back to 63-47 at the third media timeout with 7:25 to play. The Wildcats could get no closer than 13 points the rest of the way as the Cougars moved to 12-2 at home this season.
- Senior **Dug McDaniel** scored a game-high 22 points, connecting on 9-of-16 field goals, including 3-of-7 from 3-point range, in 37 minutes. He now has 10 career 20-point games, including 3 this season, including in back-to-back games. He was joined in double figures by junior **Brendan Hausen**, who finished with 12 points on 3-of-10 field goals and 3-of-3 free throws.
- Jones finished with 9 points in nearly 20 minutes while sophomore **Mobi Ikegwuruka** snagged a season-high 7 rebounds to go with his 4 points.
- BYU was led by junior **Richie Saunders**, who had 17 points and 14 boards, while junior **Dallin Hall** (16 points) and senior **Fousseyni Traore** (11 points) also scored in double figures. Junior **Keib Keita** fell one point short of a double-double with 9 points, 11 rebounds and 5 blocks.
- BYU connected on 49.1 percent (27-of-55) from the field with 40 of its 80 points coming in the paint. The Cougars were just 6 of 23 from 3-point range but made it up for it with 21 points off turnovers, 11 second-chance points, 15 fast-break points and 41 bench points.
- K-State hit on 41 percent (25-of-61) from the field, including 28.6 percent (6-of-21) from 3-point range, and shot just 52.9 percent (9-of-17) from the line.
- The loss snapped K-State's Big 12-best 6-game winning streak, which was the second-longest of head coach **Jerome Tang's** tenure and the longest such streak in Big 12 play since a 9-game winning streak from Jan. 9 to Feb. 12, 2019.
- K-State remained winless in Provo, including 0-3 at the Marriott Center.

BYU (17-8, 8-6 Big 12)														
No.	Name	PTS	FG	3FG	FT	O	D	R	PF	A	TO	S	B	MIN
00	MAG, Mavot	F	4	2-2	0-0	0-0	1	0	1	3	1	0	1	23
13	KEITA, Keib	C	9	4-5	0-0	1-2	2	9	11	1	0	0	1	5 18
03	DEMIM, Ego	G	5	2-4	1-2	0-0	1	1	3	8	2	0	0	26
17	SAUNDERS, Richie	G	17	5-13	2-6	5-6	5	9	14	2	3	2	3	31
21	KNEEL, Trevin	G	4	2-5	0-3	0-0	0	1	1	3	1	1	0	16
25	BAKER, Dawson	9	3-7	1-2	2-3	0	0	0	3	1	1	0	0	19
30	HALL, Dallin	16	4-8	1-4	7-9	2	1	3	2	3	1	2	0	24
45	TRAORE, Fousseyni	11	3-3	0-0	5-6	2	2	4	0	0	0	0	0	12
05	BOSKOVIC, Mihailo	2	1-4	0-2	0-0	0	1	1	2	1	0	0	0	16
06	CATCHINGS, Kanon	0	0-2	0-2	0-0	0	1	1	0	0	1	0	1	9
01	STEWART, Trey	3	1-2	1-2	0-0	1	0	1	0	1	0	0	0	8
TEAM						1	2	3			1			
TOTALS		80	27-55	6-23	20-26	14	27	41	17	6	12	5	0	200

	FG	FG%	3FG	3FG%	FT	FT%	Deadball Rebounds: 3, 0
1st Half	15-31	48.4	3-14	21.4	7-9	77.8	Biggest Run: 9 (16:07 2H)
2nd Half	12-24	50.0	3-9	33.3	13-17	76.5	Largest Lead: 22 (16:07 2H)
GAME	27-55	49.1	6-23	26.1	20-26	76.9	Technical Fouls: none

K-STATE (13-12, 7-7 Big 12)														
No.	Name	PTS	FG	3FG	FT	O	D	R	PF	A	TO	S	B	MIN
01	N'GUESSAN, David	W	6	3-7	0-1	0-2	5	1	6	3	3	2	1	0 35
33	HAWKINS, Coleman	W	6	2-9	0-1	2-4	2	6	8	2	0	4	0	34
00	McDANIEL, Dug	G	22	9-16	3-7	1-2	0	1	1	2	2	2	2	0 37
02	JONES, Max	G	6	3-10	0-2	0-0	0	1	1	3	0	1	1	0 30
11	HAUSEN, Brendan	G	12	3-10	3-8	3-3	0	2	2	1	2	1	1	0 26
03	JONES, C.J.	9	4-8	0-2	1-1	0	2	2	3	0	1	1	0	20
04	KEGWURUKA, Mobi	4	1-1	0-0	2-5	3	4	7	0	0	0	0	0	16
34	ONYENSO, Ugonna	0	0-0	0-0	0-0	0	0	1	0	0	0	0	0	3
TEAM						3	1	4			1			
TOTALS		65	25-61	6-21	9-17	14	17	31	17	6	12	5	0	200

	FG	FG%	3FG	3FG%	FT	FT%	Deadball Rebounds: 3, 0
1st Half	9-33	27.3	3-12	25.0	1-2	50.0	Biggest Run: 9 (10:48 2H)
2nd Half	16-28	57.1	3-9	33.3	8-15	53.3	Largest Lead: 1 (19:14 1H)
GAME	25-61	41.0	6-21	28.6	9-17	52.9	Technical Fouls: Coach (15:20 2H)

Officials: Deron White, Christopher Merlo, Edwin Young  
Attendance: 17,228 | Start Time: 8:01 p.m. | Game Duration: 2:14  
K-State led for 0:23 | BYU led for 38:16 // Game was tied for 1:21  
Lead Changes: 2 // Times Tied: 1

Points From	Off Turnovers	Paint	2nd Chance	Fast Break	Bench
BYU	21	40	11	15	41
K-State	16	30	8	12	13

26 AT UTAH

Feb, 17, 2025 | Salt Lake City, Utah / Huntsman Center

Utah	32	42	—	74
K-STATE	32	37	—	69

- A late 5-0 run capped by a 3-pointer from fifth-year guard **Gabe Madsen** gave Utah enough cushion to finish out a 74-69 win over K-State on Feb. 17 before 7,537 fans at the Huntsman Center.
- The 5 straight points came after K-State (13-13, 7-8 Big 12) had rallied from a 57-50 deficit to the tie at 59-all with just 3 minutes remaining. A jumper by sophomore **Miro Little** preceded the Madsen 3-pointer, which was one of just 3 made by Utah (15-11, 7-8 Big 12) on 19 attempts.
- Three Wildcats scored in double figures led by junior **Brendan Hausen's** 17 points. He connected on 5 made 3-pointers for the fifth time this year, including a near logo make that pulled K-State within 69-67 with 49 seconds left.
- After Utah made 1 of 2 free throws to extend the lead to 72-69 with 12 seconds left, Hausen nearly had a sixth triple to tie the game with 7 seconds, but it missed off the front of the rim and the Utes' **Ezra Ausar** grabbed the rebound before being fouled. Ausar calmly sank both free throws to finish the night 7-of-7 from the line and put the game out of reach at 74-69 with 5 seconds.
- Despite shooting less than 40 percent from the field, including 15.8 percent from 3-point range, Utah won the game on the glass, out-rebounding K-State, 51-28, including a 21-6 advantage on offensive rebounds that it converted into 14 second-chance points. The 51 rebounds tied for the most by an opponent this season, while 21 offensive rebounds were the most.
- The second-chance opportunities also forced the Wildcats to foul and send the Utes to the free throw line, where they converted on 23 of 30 attempts, including a combined 14 of 19 performance by big men Ausar and **Lawson Loving**. Utah entered the game as the Big 12's worst free throw shooting team, making just 61.9 percent on the season.
- Hausen was joined in double figures by senior **Max Jones** and junior **Dug McDaniel**, who each had 13 points. McDaniel eclipsed 1,000 career points with his 3-pointer just over 3 minutes into the second half. He also had 6 assists, while senior **Coleman Hawkins** dished out a game-high 7 assists. Junior **Ugonna Onyenso** had a season-best 4 blocks shots to go with his 5 points.
- This was the first meeting in more than 40 seasons and the first as Big 12 opponents. The Utes have now won consecutive games in the series since the Wildcats opened with a sweep of a home-and-home series in 1972 and 1973.

UTAH (15-11, 7-8 Big 12)														
No.	Name	PTS	FG	3FG	FT	O	D	R	PF	A	TO	S	B	MIN
02	AUSAR, Ezra	F	21	7-14	0-0	7-7	5	3	8	2	2	2	1	0 29
10	WAHLIN, Jake	F	7	3-6	1-3	0-0	1	7	8	0	2	1	1	3 33
34	LOVERING, Lawson	C	15	4-8	0-1	7-12	6	4	10	3	3	2	1	2 31
25	SHARAVJAMTS, Mike	G	4	2-7	0-2	0-0	0	2	2	3	1	1	0	0 17
55	MADSEN, Gabe	G	13	3-13	2-7	5-6	1	2	3	4	1	0	1	0 34
32	KELLER, Zach	0	0-0	0-0	0-0	1	2	0	0	0	0	0	0	2
01	LITTLE, Miro	6	3-9	0-4	0-0	2	2	2	4	2	4	3	2	0 21
08	DAVES, Keanu	4	1-3	0-1	2-3	3	5	8	0	0	0	0	0	12
00	ERICKSON, Hunter	2	0-1	0-1	2-2	0	1	1	1	2	1	0	0	16
11	LOHNER, Caleb	2	1-2	0-0	0-0	0	0	0	0	0	1	0	0	7
45	MADSEN, Mason	0	0-0	0-0	0-0	0	0	0	0	0	1	0	0	0+
TEAM						2	3	5			1			
TOTALS		74	24-63	3-19	23-30	21	30	51	15	16	12	6	5	200

	FG	FG%	3FG	3FG%	FT	FT%	Deadball Rebounds: 3, 1
1st Half	9-30	30.0	1-11	9.1	13-15	86.7	Biggest Run: 8 (16:55 2H)
2nd Half	15-33	45.5	2-8	25.0	10-15	66.7	Largest Lead: 9 (15:18 2H)
GAME	24-63	38.1	3-19	15.8	23-30	76.7	Technical Fouls: none

K-STATE (13-13, 7-8 Big 12)														
No.	Name	PTS	FG	3FG	FT	O	D	R	PF	A	TO	S	B	MIN
01	N'GUESSAN, David	W	7	3-8	0-0	1-3	1	6	7	4	0	1	0	0 29
33	HAWKINS, Coleman	W	7	3-5	1-3	0-0	1	4	5	4	7	3	2	1 24
00	McDANIEL, Dug	G	13	5-13	3-7	0-0	0	1	1	0	6	4	1	0 38
02	JONES, Max	G	13	5-13	2-4	2-2	1	3	3	2	3	2	1	33
11	HAUSEN, Brendan	G	17	5-12	5-11	2-2	0	2	2	0	1	0	0	0 24
03	JONES, C.J.	2	1-4	0-1	0-0	0	0	0	0	4	2	0	0	19
04	KEGWURUKA, Mobi	2	1-1	0-0	0-0	0	2	2	4	0	0	0	0	2 8
10	CASTILLO, David	3	1-1	1-1	0-0	0	0	0	1	0	1	0	0	8
34	ONYENSO, Ugonna	5	2-2	0-0	1-1	0	2	2	3	0	0	0	4	17
TEAM						2	4	6						
TOTALS		69	26-60	11-25	6-10	6	22	28	22	19	11	6	8	200

	FG	FG%	3FG	3FG%	FT	FT%	Deadball Rebounds: 1, 0
1st Half	13-30	43.3	5-14	35.7	1-2	50.0	Biggest Run: 8 (4:05 1H)
2nd Half	13-30	43.3	6-11	54.5	5-8	62.5	Largest Lead: 5 (17:44 1H)
GAME	26-60	43.3	11-25	44.0	6-10	60.0	Technical Fouls: none

Officials: Marques Pettigrew, Tony Padilla, Ronald Groover  
Attendance: 7,537 | Start Time: 8:01 p.m. | Game Duration: 2:20  
K-State led for 6:37 | Utah led for 26:58 // Game was tied for 6:25  
Lead Changes: 6 // Times Tied: 10

Points From	Off Turnovers	Paint	2nd Chance	Fast Break	Bench
Utah	11	34	14	2	14
K-State	8	30	7	5	12

27 ARIZONA STATE

Feb, 23, 2025 | Manhattan, Kan. / Bramlage Coliseum

Arizona State	34	32	—	66
K-STATE	28	26	—	54

- Behind a team-high 18 points from freshman **Jayden Quaintance**, Arizona State snapped a 6-game losing streak with a near wire-to-wire 66-54 win over K-State on Feb. 23 before 9,121 fans at Bramlage Coliseum.
- K-State (13-14, 7-9 Big 12) saw its losing streak hit 3 games with the loss, as the Wildcats played without their all-everything senior **Coleman Hawkins**, who is the only Division I player to average 10 points, 6.5 rebounds, 4.5 assists, 2.0 steals and 1.0 blocks per game.
- Arizona State (13-14, 4-12 Big 12) had its own missing piece, as head coach **Bobby Hurley** dismissed the Sun Devils' leading scorer **B.J. Freeman** (13.7 ppg.) prior to the road trip. However, it was Hawkins' presence that was clearly felt more as K-State was held to a season-low 54 points on 33.3 percent (22-of-66) shooting, including 19.2 percent (5-of-26) from 3-point range.
- The Wildcats were paced by senior **David N'Guessan**, who collected his eighth career double-double, including his team-leading fifth of the season, with game-highs in both points (20) and rebounds (13). It marked his second 20-point, 10-rebound performance of the season and the first since the season opener. He was joined in double figures by junior **C.J. Jones**, who scored 10 points 4-of-11 field goals. Jones earned the start in place of the injured Hawkins.
- ASU jumped out to a 12-6 lead before the first media timeout, including 5 points from Quaintance. K-State responded with 8 of the next 12 points to pull to within 16-14 at the second media timeout at the 10:37 mark. However, the Sun Devils rattled off 7 straight points out of the timeout as part of a 15-5 to run take a double-digit lead. Jones scored 7 of his 10 points in a 9-3 run to end the first half, as the Wildcats closed to within 41-28 at the break.
- A 7-0 run out of halftime quickly extended ASU's lead back to double figures less than 3 minutes into the second half. K-State pulled to within 50-40 near the midway point but ASU scored 7 of the next 10 points to go up 57-43 with third media timeout with 7:35 to play. The lead grew to as many as 21 points (66-45) after a dunk by **Shawn Phillips Jr.** with 1:46 remaining before the Wildcats ended the game with 9 straight points for the 66-54 final score.
- Quaintance was one of three Sun Devils to score in double figures, as he hit on 8-of-11 field goals to go with 7 rebounds, 2 assists and 2 steals. He enacted some semblance of revenge with his effort, as he missed the game-winning free throws with 4.1 seconds left in the 71-70 loss to the Wildcats on Feb. 4.

ARIZONA STATE (13-14, 4-12 Big 12)														
No.	Name	PTS	FG	3FG	FT	O	D	R	PF	A	TO	S	B	MIN
08	JIHAD, Basheer	F	6	1-4	1-4	3-4	0	5	5	1	2	3	1	0 35
21	QUAINTANCE, Jayden	F	18	8-11	2-4	0-0	2	5	7	3	2	2	1	2 26
09	PHILLIPS JR., Shawn	C	10	4-8	0-0	2-4	1	10	11	1	1	2	0	2 28
01	MASON, Alston	G	7	3-9	1-0	0-0	0	0	0	0	8	2	0	0 35
44	MILLER, Adam	G	5	2-5	1-3	0-0	0	1	1	3	2	2	3	0 30
03	SANON, Joson	9	3-9	1-4	2-2	0	3	3	2	0	1	1	1	22
05	ALI, Amier	11	4-8	3-6	0-0	0	0	0	0	0	0	1	0	24
TEAM						2	4	6						
TOTALS		66	25-54	9-25	7-10	5	28	33	10	15	12	8	4	200

	FG	FG%
--	----	-----

## 2024-25 BOXSCORES/RECAPS

28	AT UCF	29	COLORADO	30	AT CINCINNATI
----	--------	----	----------	----	---------------



THE LAST TIME K-STATE...

<div> <div>Team</div> <div> <p>K-State was ranked No. 1 in AP Top 25: March 14, 1959</p> <p>K-State was ranked in AP Top 25: No. 15 (March 13, 2023)</p> <p>K-State was ranked in USA Today Coaches Poll: No. 9 (April 4, 2023)</p> <p>Played AP No. 1-ranked opponent: Lost to Baylor, 77-68 (Jan. 14, 2017)</p> <p>Defeated AP No. 1-ranked opponent: Oklahoma, 80-69 (Feb. 6, 2016)</p> <p>Defeated AP No. 1-ranked opponent on road: Kansas, 68-64 (Jan. 17, 1994)</p> <p>Played AP No. 2-ranked opponent: Defeated No. 2 Kansas, 83-82 [OT] (Jan. 17, 2023)</p> <p>Defeated opponent ranked 3-10 by AP: No. 3 Iowa State, 80-61 (Feb. 1, 2025)</p> <p>Defeated opponent ranked 3-10 by AP on the road: No. 3 Iowa State, 80-61 (Feb. 1, 2025)</p> <p>Defeated opponent ranked 11-15 by AP: No. 13 Arizona, 73-70 (Feb. 11, 2025)</p> <p>Defeated AP Top 25 opponent at home: No. 13 Arizona, 73-70 (Feb. 11, 2025)</p> <p>Defeated AP Top 25 opponent on the road: No. 3 Iowa State, 80-61 (Feb. 1, 2025)</p> <p>Defeated consecutive AP Top 25 opponents on the road: No. 6 Texas, 116-103 (Jan. 3, 2023) and No. 19 Baylor, 97-95 [OT] (Jan. 7, 2023)</p> <p>Defeated AP Top 25 opponent at neutral site: No. 18 Kentucky, 61-58 (March 22, 2018)</p> </div> </div>	<div> <div>3-Point Field Goal Shooting</div> <div> <p>Made 5 or more 3-point field goals: 5 by Brendan Hausen at Utah (Feb. 17, 2025)</p> <p>Made 10 or more 3-point field goals: 14 by Askia Jones vs. Fresno State (March 24, 1994) <i>school record</i></p> <p>100 percent from the field (min. 6 att): 100.0% (6-6) by Denis Clemente at Texas (Jan. 31, 2009)</p> <p>K-State connected on 50 percent or better (min. 10 att): 50.0% (10-20) at No. 3/3 Iowa State (Feb. 1, 2025)</p> <p>K-State connected on 60 percent or better (min. 10 att): 71.4% (10-14) vs. Western Illinois (Nov. 11, 2016)</p> <p>K-State connected on 70 percent or better (min. 10 att): 71.4% (10-14) vs. Western Illinois (Nov. 11, 2016)</p> <p>K-State connected on 80 percent or better (min. 10 att): 80.0% (8-10) vs. Coastal Carolina (Dec. 6, 1997)</p> <p>K-State made 10 or more 3-point field goals: 11 at Utah (Feb. 17, 2025)</p> <p>K-State made 15 or more 3-point field goals: 21 vs. UAPB (Dec. 1, 2024)</p> <p>K-State made 20 or more 3-point field goals: 21 vs. UAPB (Dec. 1, 2024)</p> <p>K-State attempted 30 or more 3-point field goals: 30 vs. Texas Tech (Jan. 14, 2025)</p> <p>K-State attempted 35 or more 3-point field goals: 40 vs. UAPB (Dec. 1, 2024) <i>school record</i></p> </div> </div>
<div> <div>Scoring</div> <div> <p>Scored 20 or more points: 20 by David N’Guessan vs. Arizona State (Feb. 23, 2025)</p> <p>Reserve scored 20 or more points: 20 by Macaleab Rich at Wichita State (Dec. 21, 2024)</p> <p>Freshman scored 20 or more points: 23 by Nijel Pack vs. TCU (March 10, 2021)</p> <p>Scored 30 or more points: 30 by Markquis Nowell vs. No. 25/25 Florida Atlantic (March 25, 2023)</p> <p>Freshman scored 30 or more points: 34 by Marcus Foster vs. Texas (Feb. 8, 2014)</p> <p>Scored 35 or more points: 36 by Markquis Nowell at No. 6/6 Texas, 116-103 (Jan. 3, 2023)</p> <p>Scored 40 or more points: 44 by Denis Clemente at Texas (Jan. 31, 2009)</p> <p>Scored 50 or more points: 62 by Askia Jones vs. Fresno State (March 24, 1994) <i>school record</i></p> <p>Two or more Wildcats scored 30 or more points in same game: Michael Beasley (44) and Bill Walker (31) at Baylor (Feb. 23, 2008)</p> <p>Two or more Wildcats scored 25 or more points in same game: Markquis Nowell (36) and Keyontae Johnson (28) at No. 6/6 Texas (Jan. 3, 2023)</p> <p>Two or more Wildcats scored 20 or more points in same game: Arthur Kaluma (23) and Cam Carter (21) vs. No. 6/6 Iowa State (March 9, 2024)</p> <p>Three or more Wildcats scored 20 or more points in same game: Dean Wade (34), Kamau Stokes (23) and Barry Brown Jr., (21) at Iowa State (Dec. 29, 2017)</p> <p>Scored 20 points in one half: 24 (2nd) by Cam Carter vs. No. 12/11 Miami (Nov. 19, 2023)</p> <p>Scored 20 points/two straight games: David N’Guessan (2), 22 at Arizona State (Feb. 4, 2025) and 20 vs. No. 16 Kansas (Feb. 8, 2025)</p> <p>Scored 20 points/three straight games: Markquis Nowell (3), 27 vs. Kentucky (March 19, 2023), 20 vs. Michigan State (March 23, 2023), 30 vs. No. 25/25 FAU (March 25, 2023)</p> <p>Scored 20 points/four straight games: Markquis Nowell (4), 23 vs. No. 24/24 WVU (Dec. 31, 2022), 36 at No. 6/6 Texas (Jan. 3, 2023), 32 at No. 19/17 Baylor (Jan. 7, 2023), 20 vs. OSU (1/10/23)</p> <p>Scored 30 points/two straight games: Markquis Nowell, 36 at No. 6/6 Texas (Jan. 3, 2023), 32 at No. 19/17 Baylor (Jan. 7, 2023)</p> <p>No Wildcat scored in double figures: at Nebraska (Jan. 26, 1983)</p> <p>One Wildcat scored in double figures: Tylor Perry (23) vs. No. 23/24 Oklahoma (Jan. 30, 2024)</p> <p>Four Wildcats scored in double figures: David N’Guessan (20), Dug McDaniel (15), Coleman Hawkins (12) and Max Jones (12) vs. No. 16 Kansas (Feb. 8, 2025)</p> <p>Five Wildcats scored in double figures: Dug McDaniel (20), Coleman Hawkins (17), Brendan Hausen (15), Max Jones (12), David N’Guessan (10) at No. 3/3 Iowa State (Feb. 1, 2025)</p> <p>Six Wildcats scored in double figures: Achor Achor (21), Dug McDaniel (18), David Castillo (17), David N’Guessan (17), Brendan Hausen (14), Max Jones (12) vs. UAPB (Dec. 1, 2024)</p> <p>Seven Wildcats scored in double figures: Keyontae Johnson (18), Nae’Qwan Tomlin (15), Desi Sills (14), David N’Guessan (12), Cam Carter (10), Dorian Finister (10) and Markquis Nowell (10) vs. UIW (Dec. 11, 2022)</p> <p>All five Wildcat starters scored in double figures: Dug McDaniel (20), Coleman Hawkins (17), Brendan Hausen (15), Max Jones (12), David N’Guessan (10) at No. 3/3 Iowa State (Feb. 1, 2025)</p> <p>K-State scored 70 or more points: 73 vs. No. 13/13 Arizona (Feb. 11, 2025)</p> <p>K-State scored 80 or more points: 81 vs. No. 16/17 Kansas (Feb. 8, 2025)</p> <p>K-State scored 90 or more points: 120 vs. UAPB (Dec. 1, 2024)</p> <p>K-State scored 100 or more points: 120 vs. UAPB (Dec. 1, 2024)</p> </div> </div>	<div> <div>Double-Double / Triple-Double</div> <div> <p>Had a Triple-Double: <i>Never happened in recorded school history</i></p> <p>Had a 20/20 Double-Double (Pts/Rebs): Michael Beasley (28 pts, 22 rebs) vs. Western Illinois (Nov. 17, 2007)</p> <p>Had a 20/10 Double-Double (Pts/Rebs): David N’Guessan (20 pts, 13 rebs) vs. Arizona State (Feb. 23, 2025)</p> <p>Had a Double-Double (Pts/Rebs): David N’Guessan (20 pts, 13 rebs) vs. Arizona State (Feb. 23, 2025)</p> <p>Had a Double-Double (Pts/Asts): Dug McDaniel (15 pts, 11 asts) vs. No. 16 Kansas (Feb. 8, 2025)</p> <p>Had a Double-Double (Rebs/Asts): <i>Never happened in recorded school history</i></p> <p>Had a Double-Double (Pts/Rebs) in a Half: David N’Guessan (16 pts, 10 rebs) 2H vs. Arizona State (Feb. 23, 2025)</p> <p>Had a Double-Double (Pts/Rebs) in Consecutive Games: David N’Guessan (12 pts, 17 rebs) at TCU (Jan. 4, 2025) and (12 pts, 12 rebs) at Oklahoma State (Jan. 7, 2024)</p> <p>Had a Double-Double (Pts/Asts) in Consecutive Games: Markquis Nowell (20 pts, 19 asts vs. Michigan State; March 23, 2023) and (30 pts, 12 asts vs. No. 25/25 Florida Atlantic (March 25, 2023)</p> <p>Two Players with Double-Doubles in Same Game: Selton Miguel (12 pts, 10 rebs) and Mark Smith (14 pts, 10 rebs) vs. UAlbany (Dec. 1, 2021)</p> </div> </div>
	<div> <div>Free Throw Shooting</div> <div> <p>Made 10 or more free throws: 10 by Tylor Perry vs. Texas (March 13, 2024)</p> <p>Made 15 or more free throws: 15 by Jacob Pullen vs. Kansas (Feb. 14, 2011)</p> <p>Perfect at the FT line (min. 10 att): 10-10 by Tylor Perry vs. Texas (March 13, 2024)</p> <p>Perfect at the FT line: 17-17 by Steve Henson at Iowa State (Feb. 24, 1988) <i>school record</i></p> <p>K-State connected on 80 percent or better (min. 15 att.): 85.7% (18-21) at No. 3/3 Iowa State (Feb. 1, 2025)</p> <p>K-State connected on 90 percent or better (min. 15 att.): 92.6% (25-27) vs. Mississippi Valley State (Nov. 19, 2024)</p> <p>K-State connected on 100 percent or better (min. 15 att.): 100% (16-16) vs. Nebraska (Jan. 26, 1980)</p> <p>K-State made 20 or more free throws: 25 vs. Mississippi Valley State (Nov. 19, 2024)</p> <p>K-State made 30 or more free throws: 34 vs. North Alabama (Dec. 2, 2023)</p> <p>K-State made 40 or more free throws: 41 vs. Oklahoma (Dec. 29, 1958)</p> <p>K-State attempted 30 or more free throws: 35 vs. West Virginia [OT] (Feb. 26, 2024)</p> <p>K-State attempted 40 or more free throws: 48 vs. North Alabama (Dec. 2, 2023)</p> <p>K-State attempted 50 or more free throws: 54 at Colorado (Jan. 16, 2010)</p> <p>K-State attempted 55 or more free throws: 56 vs. Purdue (Dec. 1, 1958) <i>school record</i></p> </div> </div>
	<div> <div>Rebounds</div> <div> <p>Had 10 or more rebounds: 13 by David N’Guessan vs. Arizona State (Feb. 23, 2025)</p> <p>Had 15 or more rebounds: 17 by David N’Guessan at TCU (Jan. 4, 2025)</p> <p>Had 20 or more rebounds: 22 by Michael Beasley vs. Western Illinois (Nov. 17, 2007)</p> <p>Had 10 or more rebounds in consecutive games: David N’Guessan (17 at TCU (Jan. 4, 2025) and 12 at Oklahoma State (Jan. 7, 2024)</p> <p>Multiple players had 10 or more rebounds: Selton Miguel (10 rebs) and Mark Smith (10 rebs) vs. UAlbany (Dec. 1, 2021)</p> <p>K-State had 20 or more offensive rebounds: 21 vs. Mississippi Valley State (Nov. 19, 2024)</p> <p>K-State had 30 or more defensive rebounds: 30 at Arizona State (Feb. 4, 2025)</p> <p>K-State had 40 or more rebounds: 43 vs. Arizona State (Feb. 23, 2025)</p> <p>K-State had 50 or more rebounds: 63 vs. Central Arkansas (Nov. 22, 2023)</p> <p>K-State had 60 or more rebounds: 63 vs. Central Arkansas (Nov. 22, 2023)</p> </div> </div>
	<div> <div>Assists</div> <div> <p>Had 10 or more assists: 11 by Dug McDaniel vs. No. 16 Kansas (Feb. 8, 2025)</p> <p>Had 15 or more assists: 19 by Markquis Nowell vs. Michigan State (March 23, 2023) <i>school record</i></p> <p>K-State had 20 or more assists: 23 vs. No. 16 Kansas (Feb. 8, 2025)</p> <p>K-State had 30 or more assists: 30 vs. UAPB (Dec. 1, 2024)</p> </div> </div>
	<div> <div>Blocked Shots</div> <div> <p>Had 5 or more blocked shots: 5 by Coleman Hawkins vs. No. 16 Kansas (Feb. 8, 2025)</p> <p>Had 10 or more blocked shots: <i>Never happened in recorded school history</i></p> <p>K-State had 5 or more blocked shots: 8 at Utah (Feb. 17, 2025)</p> <p>K-State had 10 or more blocked shots: 11 vs. North Florida (Dec. 11, 2011)</p> </div> </div>
	<div> <div>Steals</div> <div> <p>Had 5 or more steals: 5 by Dug McDaniel vs. No. 13/13 Arizona (Feb. 11, 2025)</p> <p>Had 10 or more steals: <i>Never happened in recorded school history</i></p> <p>K-State had 10 or more steals: 14 vs. No. 13/13 Arizona (Feb. 11, 2025)</p> <p>K-State had 15 or more steals: 15 vs. Oklahoma State (Jan. 29, 2025)</p> </div> </div>

# THE LAST TIME K-STATE...

## Turnovers

**K-State had 3 or fewer turnovers:** 3 vs. SIU-Edwardsville (Dec. 14, 1978) *school record*  
**K-State had 5 or fewer turnovers:** 5 at No. 9/10 Kansas (Jan. 18, 2025)  
**Opponent committed 15 or more turnovers:** 17 by No. 13/13 Arizona (Feb. 11, 2025)  
**Opponent committed 20 or more turnovers:** 21 by Oklahoma State (Jan. 29, 2025)

## Overtime

**Played an Overtime Game:** Lost to Drake, 73-70 (Dec. 17, 2024)  
**Played an Overtime Game at home:** Won vs. West Virginia, 94-90 (Feb. 26, 2024)  
**Played a 2-Overtime Game:** Lost at No. 13/13 Baylor, 79-72 (Jan. 20, 2016)  
**Played a 3-Overtime Game:** Lost at Oregon State, 87-72 (Dec. 6, 2003)  
**Played a 4-Overtime Game:** Lost at Missouri State, 82-80 (Dec. 8, 1987)  
**Played in Consecutive OT Games (3 in a row):**  
 Won vs. Oral Roberts, 88-78 (Nov. 28, 2023), Won vs. North Alabama, 75-74 (Dec. 2, 2023), Won vs. Villanova (Dec. 5, 2023)

## Winning Streaks

**K-State won consecutive games:** vs. No. 16/17 Kansas (Feb. 8, 2025) and No. 13/13 Arizona (Feb. 11, 2025)  
**K-State had a 5 or more game winning streak:** 6, Jan. 25 to current  
*(longest since winning 9, Dec. 3, 2022-Jan. 10, 2023)*  
**K-State had a 10 or more game winning streak:** 10, Nov. 24, 2013 to Jan. 7, 2014  
**K-State had a 15 or more game winning streak:** 21, Dec. 19, 1958 to March 13, 1959  
**K-State had a 20 or more game winning streak:** 21, Dec. 19, 1958 to March 13, 1959

## Miscellaneous

**Hit a Buzzer Beater:** vs. Villanova 72-71 (Dec. 5, 2023) [Tylor Perry 3-pointer at :03.9]  
**Won after trailing by at least 10 points in second half:** 10 vs. Texas (March 13, 2024)  
*(down 39-29, 20:00 remaining - won 78-74)*  
**Won after trailing by at least 15 points in second half:** 15 at Iowa State (Feb. 12, 2022)  
*(down 45-30, 18:59 remaining - won 75-69 in overtime)*

2024-25 SEASON/CAREER STATS

Summary

Player	Season Statistics										Career Statistics									
	GP-GS	MIN/G	FG%	3FG%	FT%	R/G	A/G	STL	BLK	PTS/G	GP-GS	MIN/G	FG%	3FG%	FT%	R/G	A/G	STL	BLK	PTS/G
ACHOR, Achor	7-0	13.2	.541	.333	.667	2.7	0.7	5	0	7.3	70-34	18.1	.580	.410	.695	4.6	1.0	44	83	10.9
BAIN, Spencer	5-0	1.5	.000	.000	.000	0.2	0.0	0	0	0.0	118-20	16.3	.400	.379	.714	1.3	1.2	50	4	4.1
CASTILLO, David	26-2	10.2	.247	.276	.867	0.6	0.7	9	1	2.5	26-2	10.2	.247	.276	.867	0.6	0.7	9	1	2.5
FALL, Baye	4-0	6.5	.625	.000	.000	1.5	0.0	0	3	2.5	13-0	5.4	.600	.000	.333	1.4	0.0	3	9	1.3
HAUSEN, Brendan	27-27	27.7	.403	.399	.831	2.5	0.9	16	3	11.8	93-27	17.6	.405	.397	.837	1.5	0.6	36	4	6.8
HAWKINS, Coleman	26-26	33.3	.398	.306	.581	6.7	4.5	51	34	10.7	152-108	25.2	.431	.316	.671	5.0	2.5	166	136	8.3
IKEGWURUKA, Mobi	19-0	8.2	.607	.000	.571	2.4	0.1	13	5	2.2	19-0	8.2	.607	.000	.571	2.4	0.1	13	5	2.2
JONES, CJ	27-9	19.3	.417	.326	.667	1.7	1.6	16	4	6.2	89-59	26.9	.399	.352	.644	2.4	3.0	70	34	8.1
JONES, Max	27-27	29.2	.411	.373	.738	3.9	2.0	22	9	9.6	111-108	30.9	.428	.365	.792	3.8	2.2	130	32	14.8
MANNING, Taj	7-0	2.5	.500	.500	.000	0.7	0.0	1	0	0.9	21-1	4.1	.583	.429	.429	1.0	0.1	3	0	1.0
MCDANIEL, Dug	26-17	31.4	.396	.274	.684	2.7	4.7	44	0	11.2	86-69	32.3	.398	.336	.754	3.2	4.2	111	2	11.7
N'GUESSAN, David	27-27	29.4	.632	.286	.584	7.2	1.4	21	25	12.9	147-66	20.3	.605	.273	.492	4.6	0.8	81	90	6.7
ONYENSO, Ugonna	18-0	10.5	.735	.000	.727	2.4	0.1	4	15	3.2	58-14	12.9	.594	.000	.615	3.4	0.1	14	97	3.2
RICH, Macaleab	11-0	12.4	.658	.571	.813	1.9	0.2	5	0	6.1	27-0	10.7	.675	.444	.690	2.3	0.1	10	1	4.7

Scoring

Player	Season Statistics								Career Statistics							
	FG-FGA	FG%	3FG-3FGA	3FG%	FT-FTA	FT%	PTS	PTS/G	FG-FGA	FG%	3FG-3FGA	3FG%	FT-FTA	FT%	PTS	PTS/G
ACHOR, Achor	20-37	.541	3-9	.333	8-12	.667	51	7.3	282-486	.580	34-83	.410	166-239	.695	764	10.9
BAIN, Spencer	0-2	.000	0-2	.000	0-0	.000	0	0.0	162-405	.400	114-301	.379	40-56	.714	478	4.1
CASTILLO, David	18-73	.247	16-58	.276	13-15	.867	65	2.5	18-73	.247	16-58	.276	13-15	.867	65	2.5
FALL, Baye	5-8	.625	0-0	.000	0-0	.000	10	2.5	6-10	.600	0-0	.000	5-15	.333	17	1.3
HAUSEN, Brendan	94-233	.403	81-203	.399	49-59	.831	318	11.8	194-479	.405	169-426	.397	72-86	.837	629	6.8
HAWKINS, Coleman	102-256	.398	30-98	.306	43-74	.581	277	10.7	447-1037	.431	148-468	.316	214-319	.671	1256	8.3
IKEGWURUKA, Mobi	17-28	.607	0-0	.000	8-14	.571	42	2.2	17-28	.607	0-0	.000	8-14	.571	42	2.2
JONES, CJ	63-151	.417	15-46	.326	26-39	.667	167	6.2	279-699	.399	69-196	.352	96-149	.644	723	8.1
JONES, Max	88-214	.411	38-102	.373	45-61	.738	259	9.6	524-1223	.428	172-471	.365	423-534	.792	1643	14.8
MANNING, Taj	2-4	.500	2-4	.500	0-0	.000	6	0.9	7-12	.583	3-7	.429	3-7	.429	20	1.0
MCDANIEL, Dug	118-298	.396	29-106	.274	26-38	.684	291	11.2	373-937	.398	118-351	.336	144-191	.754	1008	11.7
N'GUESSAN, David	141-223	.632	6-21	.286	59-101	.584	347	12.9	402-665	.605	18-66	.273	164-333	.492	986	6.7
ONYENSO, Ugonna	25-34	.735	0-0	.000	8-11	.727	58	3.2	76-128	.594	0-1	.000	32-52	.615	184	3.2
RICH, Macaleab	25-38	.658	4-7	.571	13-16	.813	67	6.1	52-77	.675	4-9	.444	20-29	.690	128	4.7

Totals

Player	Season Statistics									Career Statistics								
	O-REB	D-REB	TOTAL	PF	FO	A	TO	A/TO		O-REB	D-REB	TOTAL	PF	FO	A	TO	A/TO	
ACHOR, Achor	7	12	19	18	0	5	9	0.6		124	201	325	195	7	72	101	0.7	
BAIN, Spencer	1	0	1	1	0	0	1	0.0		21	137	158	121	0	140	93	1.5	
CASTILLO, David	0	15	15	21	0	19	15	1.3		0	15	15	21	0	19	15	1.3	
FALL, Baye	4	2	6	5	0	0	3	0.0		9	9	18	15	1	0	9	0.0	
HAUSEN, Brendan	3	64	67	35	0	25	19	1.3		8	129	137	95	0	53	44	1.2	
HAWKINS, Coleman	51	124	175	64	0	118	72	1.6		219	537	756	294	3	374	259	1.4	
IKEGWURUKA, Mobi	11	34	45	20	0	2	8	0.3		11	34	45	20	0	2	8	0.3	
JONES, CJ	8	38	46	57	2	44	28	1.6		34	182	216	209	7	265	167	1.6	
JONES, Max	39	67	106	62	0	53	39	1.4		136	291	427	250	3	244	237	1.0	
MANNING, Taj	1	4	5	3	0	0	1	0.0		7	14	21	16	0	2	2	1.0	
MCDANIEL, Dug	11	59	70	31	0	122	67	1.8		39	232	271	121	1	365	186	2.0	
N'GUESSAN, David	82	113	195	66	1	38	31	1.2		263	409	672	301	6	124	119	1.0	
ONYENSO, Ugonna	15	29	44	18	0	1	3	0.3		76	124	200	60	0	8	24	0.3	
RICH, Macaleab	7	14	21	19	0	2	11	0.2		22	39	61	35	0	4	14	0.3	





G | JR-TR



# DUG MCDANIEL

G | 5-11 | 175 | Jr.-TR | Washington, D.C. | St. Paul VI Catholic | Michigan

X @AyooFly / thedougmcDaniel

**BIG** Big Ten Freshman of the Week (12/12/22)

## SUPERLATIVES

	FR	SO	JR	SR	CAR
10+ Points	13	24	15	—	52
20+ Points	1	6	3	—	10
30+ Points	—	2	—	—	2
3+ 3FGM	3	10	5	—	18
5+ Rebounds	6	9	4	—	19
5+ Assists	9	13	13	—	35
10+ Assists	—	—	2	—	2
3+ Steals	4	2	5	—	11
Double-Doubles	—	—	2	—	2

## PERSONAL HIGHS

### ■ Points

Season 24 vs. Arizona (2/11/25)

Career 33, twice

Big 12 24 vs. Arizona (2/11/25)

### ■ Field Goals Made

Season 10 vs. Arizona (2/11/25)

Career 12 at Oregon (12/2/23)

Big 12 10 vs. Arizona (2/11/25)

### ■ Field Goals Attempted

Season 22 vs. Arizona (2/11/25)

Career 22 vs. Arizona (2/11/25)

Big 12 22 vs. Arizona (2/11/25)

### ■ 3-Point Field Goals Made

Season 3, 5 times

Career 7 at Oregon (12/2/23)

Big 12 3, 4 times

### ■ 3-Point Field Goals Attempted

Season 7, twice

Career 12 at Oregon (12/2/23)

Big 12 7, twice

### ■ Free Throws Made

Season 4 vs. West Virginia (1/25/25)

Career 12 vs. Florida (12/19/23)

Big 12 4 vs. West Virginia (1/25/25)

### ■ Free Throws Attempted

Season 4, 3 times

Career 13 vs. Florida (12/19/23)

Big 12 4 vs. West Virginia (1/25/25)

### ■ Rebounds

Season 8 at Arizona State (2/4/25)

Career 8, 5 times

Big 12 8 at Arizona State (2/4/25)

### ■ Assists

Season 11 vs. Kansas (2/8/25)

Career 11 vs. Kansas (2/8/25)

Big 12 11 vs. Kansas (2/8/25)

### ■ Blocked Shots

Season —

Career 1, twice

Big 12 —

### ■ Steals

Season 5, 3 times

Career 5, 4 times

Big 12 5 vs. Arizona (2/11/25)

### ■ Minutes

Season 39 vs. Arizona State (2/23/25)

Career 45 vs. Florida (12/19/23)

Big 12 39 vs. Arizona State (2/23/25)

## SEASON STATS

PPG	RPG	APG	FG%	3FG%	FT%
11.2	2.7	4.7	39.6	27.4	68.4

## McDANIEL AT A GLANCE

- ▶ Has appeared in 26 games, including 17 starts (LSU plus each of the first 16 Big 12 games)... Averaging 31.4 minutes per game (2nd on the team), including 34.4 minutes per game in 17 starts and 34.4 minutes per game in Big 12 play.
- ▶ Has scored in double figures in 15 games, including a season-high 24 points vs. No. 13/13 Arizona (2/11/25)... Has double-digit points in 10 Big 12 games (17 vs. No. 16/17 UC, 12 at TCU and at Baylor, 15 vs. No. 23/23 WVU, 10 vs. OSU, 20 at No. 3/3 ISU, 15 vs. No. 16/17 KU, 24 vs. No. 13/13 Arizona, 22 at BYU, 13 at Utah).
- ▶ Has 52 career double-digit scoring games, including 10 20-point efforts and two 30-point performances... Topped 1,000 career points at Utah (2/17/25).
- ▶ Has started the first 16 Big 12 games, averaging 12.2 points on 39.6 percent (80-of-202) shooting with 4.8 assists, 2.7 rebounds and 1.4 steals in 34.4 minutes per game... Posted his first 20-point game as a Wildcat at No. 3/3 Iowa State (2/1/25)... Had 15 points and a game-high 6 assists vs. No. 23/23 West Virginia... Had a near triple-double at ASU (2/4/25) with 7 points, 8 rebounds and 9 assists.
- ▶ Registered his first career double-double vs. UAPB (12/1/24) with 18 points and 10 assists to go with a season-tying 5 steals... Picked up his second double-double vs. No. 16/17 Kansas (2/8/25) with 15 points and a career-high 11 assists.
- ▶ Ranks 6th in the Big 12 in assists/game (4.7) and 9th in steals/game (1.7)... Leads the team in assists (122) and is second in steals (44).

## 2024-25 GAME-BY-GAME STATISTICS

Date	Opponent	GS	MIN	FG	3PT	FT	O	D	TR	PF	AST	TO	BLK	STL	PTS	+/-
Nov. 5	NEW ORLEANS		23	2-8	0-3	2-2	0	0	0	1	8	2	0	2	6	12
Nov. 9	CLEVELAND STATE		29	2-7	0-2	2-4	1	1	2	1	4	2	0	5	6	17
Nov. 14	LSU	*	36	7-15	2-5	0-0	0	3	3	1	5	1	0	2	16	-13
Nov. 19	MISSISSIPPI VALLEY		DNP													
Nov. 22	vs. George Washington		29	5-11	0-2	3-4	0	3	3	2	5	1	0	2	13	12
Nov. 24	vs. Liberty		30	3-9	1-4	0-0	2	4	6	1	3	6	0	1	7	-1
Nov. 25	vs. Longwood		29	5-8	1-3	0-1	0	3	3	0	6	3	0	4	11	8
Dec. 1	UAPB		24	7-10	3-6	1-2	0	3	3	0	10	4	0	5	18	23
Dec. 7	@St. John's		29	3-14	1-4	2-2	1	1	2	1	0	1	0	0	9	-21
Dec. 17	DRAKE (Kansas City)		32	4-11	1-5	1-2	1	2	3	1	4	2	0	1	10	-13
Dec. 21	@Wichita State		5	0-3	0-1	0-0	2	0	2	0	0	0	0	0	0	-5
Dec. 30	16/17 CINCINNATI*	*	33	7-13	1-4	2-3	0	2	2	1	2	6	0	0	17	11
Jan. 4	@TCU*	*	35	6-15	0-4	0-1	1	4	5	2	5	1	0	2	12	4
Jan. 7	@Oklahoma State*	*	33	3-8	0-2	0-0	0	3	3	1	3	4	0	1	6	-10
Jan. 11	12/11 HOUSTON*	*	34	1-8	1-4	2-2	0	1	1	2	4	2	0	1	5	-20
Jan. 14	TEXAS TECH*	*	23	2-6	0-3	0-0	1	0	1	1	2	0	0	0	4	-1
Jan. 18	@9/10 Kansas*	*	36	4-11	0-1	1-2	0	2	2	1	4	0	0	1	9	-15
Jan. 22	@Baylor*	*	35	5-11	2-5	0-0	1	3	4	1	2	3	0	0	12	-8
Jan. 25	23/23 WEST VIRGINIA*	*	32	5-13	1-3	4-4	0	2	2	2	6	3	0	2	15	11
Jan. 29	OKLAHOMA STATE*	*	31	4-12	2-5	0-0	0	1	1	1	6	1	0	3	10	31
Feb. 1	@3/3 Iowa State*	*	34	8-17	3-6	1-2	0	2	2	3	5	5	0	1	20	19
Feb. 4	@Arizona State*	*	38	3-10	0-4	1-2	1	7	8	2	9	4	0	1	7	4
Feb. 8	16/17 KANSAS*	*	36	6-15	3-6	0-0	0	6	6	1	11	3	0	1	15	10
Feb. 11	13/13 ARIZONA*	*	37	10-22	1-5	3-3	0	4	4	0	3	3	0	5	24	7
Feb. 15	@BYU*	*	37	9-16	3-7	1-2	0	1	1	2	2	2	0	2	22	-15
Feb. 17	@Utah*	*	38	5-13	3-7	0-0	0	1	1	0	6	4	0	1	13	-4
Feb. 23	ARIZONA STATE*	*	39	2-12	0-5	0-0	0	0	0	3	7	4	0	1	4	-8
Feb. 26	@UCF*															
Mar. 2	COLORADO*															
Mar. 5	@Cincinnati*															
Mar. 8	IOWA STATE*															

## McDANIEL'S CAREER STATS

YEAR	GP	GS	Min	Avg.	FGM	FGA	Pct.	3FGM	3FGA	Pct.	FTM	FTA	Pct.	Off	Def	Tot	Avg.	PF	Ast	TO	Blk	Stl	Pts	Avg.
*2022-23 (Fr.)	34	26	1044	30.7	104	271	.384	33	93	.355	53	69	.768	9	95	104	3.1	42	122	56	1	38	284	8.4
*2023-24 (So.)	26	26	921	35.4	151	368	.415	56	152	.368	65	84	.774	19	78	97	3.7	48	121	63	1	29	423	16.3
2024-25 (Jr.)	26	17	817	31.4	118	298	.396	29	106	.274	26	38	.684	11	59	70	2.7	31	122	67	0	44	291	11.2
Totals	86	69	2782	32.3	373	937	.398	118	351	.336	144	191	.754	39	232	271	3.2	121	365	186	2	111	1008	11.7

\*at Michigan

1

W | SR.-2L



# DAVID N'GUESSAN

W | 6-9 | 220 | Sr.-2L | De Lier, The Neth. | Mt. Zion Prep [Md.] | Virginia Tech

@DavidNGuessan1

davidnguessan1



Big 12 Player of the Week (2/10/25)

## SUPERLATIVES

	FR	SO	JR	SR <sub>1</sub>	SR <sub>2</sub>	CAR
10+ Points	2	2	7	14	22	47
15+ Points	—	—	1	1	9	10
20+ Points	—	—	1	—	4	5
5+ Rebounds	4	8	9	25	21	67
10+ Rebounds	—	—	—	7	5	12
3+ Assists	—	1	1	1	6	9
Multiple Steals	2	1	3	4	5	15
2+ Blocks	2	6	3	7	7	25
Double-Doubles	—	—	—	3	5	8

## PERSONAL HIGHS

### ■ Points

Season	22 at Arizona State (2/4/25)
Career	23 vs. Abilene Christian (12/6/22)
Big 12	22 at Arizona State (2/4/25)

### ■ Field Goals Made

Season	10 vs. New Orleans (11/5/24)
Career	10 vs. New Orleans (11/5/24)
Big 12	9 vs. Kansas (2/8/25)

### ■ Field Goals Attempted

Season	14 vs. New Orleans (11/5/24)
Career	14 vs. New Orleans (11/5/24)
Big 12	13, twice

### ■ 3-Point Field Goals Made

Season	2 vs. UAPB (12/1/24)
Career	2 vs. UAPB (12/1/24)
Big 12	1, 6 times

### ■ 3-Point Field Goals Attempted

Season	3 at Wichita State (12/21/24)
Career	3, twice
Big 12	2, 3 times

### ■ Free Throws Made

Season	7 vs. George Washington (11/22/24)
Career	7 vs. George Washington (11/22/24)
Big 12	6 at Kansas (1/31/23)

### ■ Free Throws Attempted

Season	10 vs. George Washington (11/22/24)
Career	11 vs. Abilene Christian (12/6/22)
Big 12	8 at Kansas (1/31/23)

### ■ Rebounds

Season	17 at TCU (1/4/25)
Career	17 at TCU (1/4/25)
Big 12	17 at TCU (1/4/25)

### ■ Assists

Season	4, 4 times
Career	5 vs. Oral Roberts (11/28/23)
Big 12	4, 3 times

### ■ Blocked Shots

Season	4 vs. West Virginia (1/25/25)
Career	4 vs. West Virginia (1/25/25)
Big 12	4 vs. West Virginia (1/25/25)

### ■ Steals

Season	2, 5 times
Career	3, twice
Big 12	2, 7 times

### ■ Minutes

Season	40 vs. Drake (12/17/24)
Career	40 vs. Drake (12/17/24)
Big 12	37 vs. Texas Tech (1/14/25)

## SEASON STATS

PPG	RPG	BPG	FG%	3FG%	FT%
12.9	7.2	0.9	63.2	28.6	58.4

## N'GUESSAN AT A GLANCE

► Has started in each of the first 27 games, averaging 29.4 minutes per game... Has now played in 147 games with 66 starts in his college career, including 90 games with 66 starts in his Wildcat career.

► Leads the Wildcats in scoring (12.9 ppg.), field goals made (141), field goal percentage (63.2), offensive rebounds (82), free throws (59) and attempts (101).

► Ranks 9th nationally and tops in the Big 12 in field goal percentage... Also ranks 3rd in offensive rebounds (3.04) and 9th in rebounding in the league.

► Has scored in double figures in 22 of 27 games, including his fifth 20-point game of his career with 20 points vs. Arizona State (2/23/25)... Has 47 career double-digit scoring games, including 43 at K-State.

► Named Big 12 Player of the Week for the first time on Feb. 10 after averaging 21 points on 70.8 percent (17-of-24) shooting and 77.8 percent (7-of-9) from the free throw line to go with 7.5 rebounds in wins over ASU and No. 16/17 Kansas.

► Eclipsed 500 points in his K-State career with 16 points vs. LSU (11/14/24)... His 799 points at K-State are 3rd-most by a Division I transfer in school history.

► Has 8 career double-doubles, including 5 in 2024-25, after posting 20 points and 13 rebounds vs. Arizona State (2/23/25)... Grabbed a career-best 17 boards at TCU (1/4/25), which tie for the third-most by a Wildcat in a Big 12 game and the most since **Michael Beasley** had 17 vs. Missouri in 2008.

## 2024-25 GAME-BY-GAME STATISTICS

Date	Opponent	GS	MIN	FG	3PT	FT	O	D	TR	PF	AST	TO	BLK	STL	PTS	+/-
Nov. 5	NEW ORLEANS	*	30	10-14	1-2	0-1	10	5	15	0	2	1	1	1	21	13
Nov. 9	CLEVELAND STATE	*	29	6-6	0-0	0-2	1	2	3	1	2	3	1	1	12	25
Nov. 14	LSU	*	28	6-10	1-1	3-6	3	2	5	0	1	0	0	2	16	3
Nov. 19	MISSISSIPPI VALLEY	*	22	4-5	0-0	2-2	5	0	5	2	1	0	0	1	10	19
Nov. 22	vs. George Washington	*	35	5-8	0-0	7-10	3	6	9	3	3	0	0	1	17	12
Nov. 24	vs. Liberty	*	25	4-8	0-0	2-2	3	2	5	3	2	1	1	0	10	5
Nov. 25	vs. Longwood	*	19	5-7	0-1	0-0	2	2	4	2	0	2	1	0	10	9
Dec. 1	UAPB	*	26	7-8	2-2	1-3	3	5	8	3	4	0	0	0	17	46
Dec. 7	@St. John's	*	33	6-10	0-2	3-7	1	6	7	2	1	0	1	2	15	-6
Dec. 17	DRAKE (Kansas City)	*	40	4-7	0-1	5-7	3	6	9	2	1	1	0	1	13	1
Dec. 21	@Wichita State	*	22	4-8	0-3	1-3	1	3	4	3	1	1	2	1	9	-6
Dec. 30	16/17 CINCINNATI*	*	36	5-8	0-0	3-5	3	4	7	2	1	0	1	1	13	9
Jan. 4	@TCU*	*	36	5-8	0-1	0-2	8	9	17	3	4	2	1	0	10	2
Jan. 7	@Oklahoma State*	*	35	4-6	0-0	4-4	1	11	12	2	4	2	2	2	12	-9
Jan. 11	12/11 HOUSTON*	*	27	2-6	0-0	1-2	1	4	5	2	2	0	0	1	5	-22
Jan. 14	TEXAS TECH*	*	37	4-7	1-2	2-2	1	2	3	3	0	2	1	2	11	4
Jan. 18	@9/10 Kansas*	*	20	5-7	0-1	3-4	3	2	5	2	0	2	0	0	13	-22
Jan. 22	@Baylor*	*	30	6-10	0-0	1-4	4	7	11	4	4	3	2	0	13	-5
Jan. 25	23/23 WEST VIRGINIA*	*	29	5-8	0-2	4-4	1	1	2	3	0	0	4	0	14	-1
Jan. 29	OKLAHOMA STATE*	*	19	2-4	0-0	1-4	2	1	3	3	0	0	0	1	5	27
Feb. 1	@3/3 Iowa State*	*	31	4-7	0-0	2-4	3	5	8	3	1	3	3	2	10	9
Feb. 4	@Arizona State*	*	36	8-11	1-1	5-6	4	4	8	3	0	1	0	0	22	-1
Feb. 8	16/17 KANSAS*	*	33	9-13	0-1	2-3	1	6	7	2	0	0	1	0	20	9
Feb. 11	13/13 ARIZONA*	*	23	7-9	0-0	2-3	3	4	7	5	0	2	0	0	16	-7
Feb. 15	@BYU*	*	35	3-7	0-1	0-2	5	1	6	3	3	2	0	1	6	-11
Feb. 17	@Utah*	*	29	3-8	0-0	1-3	1	6	7	4	0	1	0	0	7	1
Feb. 23	ARIZONA STATE*	*	30	8-13	0-0	4-6	6	7	13	1	1	2	2	2	20	-7
Feb. 26	@UCF*															
Mar. 2	COLORADO*															
Mar. 5	@Cincinnati*															
Mar. 8	IOWA STATE*															

## N'GUESSAN'S CAREER STATS

YEAR	GP	GS	Min	Avg.	FGM	FGA	Pct.	3FGM	3FGA	Pct.	FTM	FTA	Pct.	Off	Def	Tot	Avg.	PF	Ast	TO	Blk	Stl	Pts	Avg.
*2019-20 (Fr.)	21	0	202	9.6	21	36	.583	0	2	.000	13	31	.419	15	33	48	2.3	33	8	9	2	6	55	2.6
*2021-22 (So.)	36	0	483	13.4	52	107	.486	4	15	.267	24	45	.533	32	66	98	2.7	56	24	17	22	10	132	3.7
2022-23 (Jr.)	29	18	566	19.5	77	109	.706	5	10	.500	28	60	.467	41	60	101	3.5	61	23	25	15	20	187	6.4
2023-24 (Sr.)	34	21	935	27.5	111	190	.584	3	18	.167	40	96	.417	93	137	230	6.8	85	31	37	26	24	265	7.8
2024-25 (Sr.)	27	27	795	29.4	141	223	.632	6	21	.286	59	101	.584	82	113	195	7.2	66	38	31	25	21	347	12.9
at K-State	90	66	2296	25.5	329	522	.630	14	49	.286	127	257	.494	216	310	526	5.8	212	92	93	66	65	799	8.9
Totals	147	66	2980	20.3	402	665	.605	18	66	.273	164	333	.492	263	409	672	4.6	301	124	119	90	81	986	6.7

\*at Virginia Tech

2

G | SR-TR



# MAX JONES

G | 6-4 | 220 | Sr.-TR | Clearwater, Fla. | Clearwater | Tampa | Cal State Fullerton

X @Max\_jones23 / max\_jones.2

2022-23 All-Big West Honorable Mention  
2022 D2CCA All-Region | 2x All-Sunshine State First Team (2022, 2023)  
2021 Sunshine State Conference Freshman of the Year

## SUPERLATIVES

	FR	SO	JR	SR <sub>1</sub>	SR <sub>2</sub>	CAR
10+ Points	7	19	22	17	15	80
20+ Points	5	15	—	6	—	26
30+ Points	1	4	—	1	—	6
3+ 3FGM	4	7	2	7	4	24
5+ Rebounds	3	10	13	5	12	43
10+ Rebounds	—	1	—	—	—	1
3+ Assists	2	9	14	8	10	43
2+ Steals	4	8	11	11	4	38
Double-Doubles	—	1	—	—	—	1

## PERSONAL HIGHS

### ■ Points

Season 19 vs. New Orleans (11/5/24)

Career 39 at Florida Tech (3/16/21)

Big 12 15 at Arizona State (2/4/25)

### ■ Field Goals Made

Season 7 vs. New Orleans (11/5/24)

Career 12, twice

Big 12 6 at Arizona State (2/4/25)

### ■ Field Goals Attempted

Season 14 at Utah (2/17/25)

Career 26 at Florida Tech (3/16/21)

Big 12 14 at Utah (2/17/25)

### ■ 3-Point Field Goals Made

Season 4 vs. New Orleans (11/5/24)

Career 5 at Nebraska (11/26/23)

Big 12 3, twice

### ■ 3-Point Field Goals Attempted

Season 7, 4 times

Career 11, twice

Big 12 7, 4 times

### ■ Free Throws Made

Season 5 at Oklahoma State (1/7/25)

Career 14 vs. Montevallo (11/12/21)

Big 12 5 at Oklahoma State (1/7/25)

### ■ Free Throws Attempted

Season 5 at Oklahoma State (1/7/25)

Career 17 vs. Montevallo (11/12/21)

Big 12 6 vs. Texas Tech (1/14/25)

### ■ Rebounds

Season 9 vs. Texas Tech (1/14/25)

Career 10 vs. Rollins (1/12/22)

Big 12 9 vs. Texas Tech (1/14/25)

### ■ Assists

Season 5 vs. UAPB (12/1/24)

Career 7, twice

Big 12 4 vs. Houston (1/11/25)

### ■ Blocked Shots

Season 2 at Wichita State (12/21/24)

Career 2, 7 times

Big 12 1, 4 times

### ■ Steals

Season 2, 4 times

Career 4, 5 times

Big 12 2, twice

### ■ Minutes

Season 39 vs. Arizona (2/11/25)

Career 46 at Pacific (11/18/22)

Big 12 39 vs. Arizona (2/11/25)

## SEASON STATS

PPG	RPG	APG	FG%	3FG%	FT%
9.6	3.9	2.0	41.1	37.3	73.8

## JONES AT A GLANCE

- ▶ Has started the first 27 games, averaging 29.2 minutes per game... Has played in 111 career games in college (Tampa, Cal State Fullerton), including 108 starts.
- ▶ Has scored in double figures in 15 games, including 19 points in the opener vs. New Orleans (11/5/24) on 7-of-10 field goals... Scored his Big 12-high with 15 points at Arizona State (2/4/25)... Has double figures in 10 of the last 14 games... Had scored in 5 straight games before 7 points vs. No. 13/13 Arizona (2/11/25).
- ▶ Nearly produced his second double-double with 10 points and a season-high 9 rebounds vs. Texas Tech (1/14/25).
- ▶ Ranks 2nd on the team in 3-point field goals (38) while making 37 percent from beyond the arc... Has at least 2 made 3-pointers in 13 games, including a Big 12 high 3 vs. Oklahoma State (1/29/25) and Arizona State (2/4/25).
- ▶ Averaging 10.2 points on 39.6 percent (55-of-139), including 35.4 percent (23-of-65) from 3-point range, with 4.3 rebounds and 1.8 assists in Big 12 play.
- ▶ Was pivotal in the win over No. 16/17 Cincinnati (12/30/24), including a tip out offensive rebound and a 4-of-4 effort from the free throw line.
- ▶ Has 26 20-point games and six 30-point games in his college career, including a high of 39 points at Florida Tech (3/16/21) while at Division II Tampa.
- ▶ Eclipsed 1,600 points (1,643) in his college career at Arizona State (2/4/25).

## 2024-25 GAME-BY-GAME STATISTICS

Date	Opponent	GS	MIN	FG	3PT	FT	O	D	TR	PF	AST	TO	BLK	STL	PTS	+/-
Nov. 5	NEW ORLEANS	*	26	7-10	4-5	1-3	3	0	3	1	3	1	0	2	19	19
Nov. 9	CLEVELAND STATE	*	18	4-6	1-2	2-3	1	0	1	3	1	2	1	0	11	2
Nov. 14	LSU	*	17	0-5	0-1	2-4	0	1	1	2	0	1	0	0	2	-11
Nov. 19	MISSISSIPPI VALLEY	*	22	2-7	0-4	3-3	2	3	5	1	1	1	1	0	7	12
Nov. 22	vs. George Washington	*	32	4-6	3-5	1-1	2	2	4	4	2	1	0	0	12	8
Nov. 24	vs. Liberty	*	29	1-4	0-2	0-0	4	3	7	1	1	1	0	1	2	-3
Nov. 25	vs. Longwood	*	12	2-6	1-2	0-0	0	0	0	4	0	1	0	1	5	7
Dec. 1	UAPB	*	26	5-8	2-4	0-0	1	3	4	1	5	2	1	2	12	30
Dec. 7	@St. John's	*	33	2-8	1-4	2-2	1	4	5	4	4	0	0	0	7	-14
Dec. 17	DRAKE (Kansas City)	*	38	4-10	2-6	2-3	1	1	2	1	4	2	0	0	12	-4
Dec. 21	@Wichita State	*	31	2-5	1-2	2-3	1	4	5	2	4	2	2	0	7	-13
Dec. 30	16/17 CINCINNATI*	*	30	2-6	0-1	4-4	2	3	5	1	0	1	1	1	8	0
Jan. 4	@TCU*	*	30	2-11	2-7	1-1	4	4	8	2	0	1	1	0	7	2
Jan. 7	@Oklahoma State*	*	28	2-8	1-5	5-5	1	1	2	2	3	2	0	1	10	-6
Jan. 11	12/11 HOUSTON*	*	31	4-9	2-4	3-5	0	0	0	3	4	0	0	0	13	-25
Jan. 14	TEXAS TECH*	*	39	2-6	2-6	4-6	2	7	9	1	2	1	0	1	10	-2
Jan. 18	@9/10 Kansas*	*	32	3-9	2-7	3-4	2	3	5	4	2	0	0	1	11	-20
Jan. 22	@Baylor*	*	36	3-8	1-2	2-2	0	1	1	2	3	2	0	1	9	-7
Jan. 25	23/23 WEST VIRGINIA*	*	28	5-7	2-3	0-0	3	4	7	3	3	2	0	1	12	4
Jan. 29	OKLAHOMA STATE*	*	26	5-8	3-4	1-1	0	1	1	1	0	4	0	1	14	26
Feb. 1	@3/3 Iowa State*	*	35	5-10	2-3	0-0	3	4	7	4	2	4	0	1	12	18
Feb. 4	@Arizona State*	*	34	6-12	3-7	0-0	0	5	5	0	3	1	0	2	15	9
Feb. 8	16/17 KANSAS*	*	29	4-6	2-3	2-2	0	4	4	2	2	1	0	1	12	3
Feb. 11	13/13 ARIZONA*	*	39	2-4	0-2	3-5	2	5	7	4	1	1	1	1	7	3
Feb. 15	@BYU*	*	30	3-10	0-2	0-0	1	0	1	3	0	1	0	1	6	-6
Feb. 17	@Utah*	*	33	5-14	1-2	2-4	2	1	3	3	2	3	1	2	13	-8
Feb. 23	ARIZONA STATE*	*	29	2-11	0-7	0-0	1	3	4	3	1	1	0	1	4	-16
Feb. 26	@UCF*															
Mar. 2	COLORADO*															
Mar. 5	@Cincinnati*															
Mar. 8	IOWA STATE*															

## JONES' CAREER STATS

YEAR	GP	GS	Min	Avg.	FGM	FGA	Pct.	3FGM	3FGA	Pct.	FTM	FTA	Pct.	Off	Def	Tot	Avg.	PF	Ast	TO	Blk	Stl	Pts	Avg.
*2020-21 (Fr.)	7	7	267	38.1	53	110	.482	20	57	.351	32	45	.711	9	17	26	3.7	14	18	15	1	12	158	22.6
*2021-22 (So.)	21	21	694	33.0	150	337	.445	38	117	.325	122	143	.853	29	65	94	4.5	38	57	48	8	25	460	21.9
**2022-23 (Jr.)	32	32	1020	31.9	130	293	.444	34	86	.395	106	135	.785	41	87	128	4.0	80	70	66	10	30	400	12.5
**2023-24 (Sr.)	24	21	660	27.5	103	269	.383	42	109	.385	118	150	.787	18	55	73	3.0	56	46	69	4	41	366	15.3
2024-25 (Sr.)	27	27	789	29.2	88	214	.411	38	102	.373	45	61	.738	39	67	106	3.9	62	53	39	9	22	259	9.6
Totals	111	108	3430	30.9	524	1223	.428	172	471	.365	423	534	.792	136	291	427	3.8	250	244	237	32	130	1643	14.8

\*at Tampa

\*\*at Cal State Fullerton



3

G | JR-TR



# C.J. JONES

G | 6-5 | 195 | Jr.-TR | East St. Louis, Ill. | East St. Louis | UIC

X @urcjay / urcjay

## SUPERLATIVES

	FR	SO	JR	SR	CAR
10+ Points	8	18	4	—	30
15+ Points	2	9	—	—	11
20+ Points	—	3	—	—	3
2+ 3FGM	6	9	1	—	16
5+ Rebounds	2	9	1	—	12
3+ Assists	12	24	6	—	42
Multiple Steals	3	8	2	—	13
2+ Blocks	3	3	1	—	7
Double-Doubles	—	2	—	—	2

## PERSONAL HIGHS

### ■ Points

Season	12 vs. Mississippi Valley State (11/19/24)
Career	25 vs. Bradley (1/13/24)
Big 12	10, 3 times

### ■ Field Goals Made

Season	4, 7 times
Career	10, twice
Big 12	4, 4 times

### ■ Field Goals Attempted

Season	11, twice
Career	18 vs. Indiana State (2/15/23)
Big 12	11 vs. Arizona State (2/23/25)

### ■ 3-Point Field Goals Made

Season	2 vs. New Orleans (11/5/24)
Career	3 at Belmont (1/27/24)
Big 12	1, 7 times

### ■ 3-Point Field Goals Attempted

Season	3, twice
Career	7 vs. Bradley (1/13/24)
Big 12	3, twice

### ■ Free Throws Made

Season	8 vs. Mississippi Valley State (11/19/24)
Career	8 vs. Mississippi Valley State (11/19/24)
Big 12	4 vs. Cincinnati (12/30/24)

### ■ Free Throws Attempted

Season	9 vs. Mississippi Valley State (11/19/24)
Career	9 vs. Mississippi Valley State (11/19/24)
Big 12	5 vs. Arizona (2/11/25)

### ■ Rebounds

Season	6 vs. West Virginia (1/25/25)
Career	6, 3 times
Big 12	6 vs. West Virginia (1/25/25)

### ■ Assists

Season	4, 3 times
Career	14 vs. Drake (2/28/24)
Big 12	4 vs. Oklahoma State (1/29/25)

### ■ Blocked Shots

Season	2 at St. John's (12/7/24)
Career	2, 7 times
Big 12	1 vs Arizona State (2/23/25)

### ■ Steals

Season	3 vs. Drake (12/17/24)
Career	5 vs. Loyola Chicago (11/11/22)
Big 12	2 vs. Oklahoma State (1/29/25)

### ■ Minutes

Season	28 vs. West Virginia (1/25/25)
Career	47 vs. Southern Illinois (3/7/24)
Big 12	28 vs. West Virginia (1/25/25)

## SEASON STATS

PPG	RPG	APG	FG%	3FG%	FT%
6.2	1.7	1.6	41.7	32.6	66.7

## JONES AT A GLANCE

► Has seen action in each of the first 27 games, including 9 starts... Has played in 89 games in his college career, including 59 starts.

► Has scored in 25 of 27 games, including his first double-digit scoring game as a Wildcat with 12 points vs. Mississippi Valley State (11/19/24)... Scored in double figures for the first time in Big 12 play with 10 points vs. No. 23/23 West Virginia (1/25/25)... Had 10 points off the bench in win vs. No. 13/13 Arizona (2/11/25).

► Along with his 10 points vs. the Mountaineers, he tied his career-high with 6 rebounds to go with an assist in a season-high 28 minutes.

► Scored 10 points in his first Big 12 start vs. Arizona State (2/23/25), hitting on 4-of-11 field goals to go with 3 rebounds, an assists

► Dished out a Big 12-high 4 assists to go with 6 points, 4 rebounds and 2 steals vs. Oklahoma State (1/29/25) in 20 minutes off the bench.

► Has 29 career double-digit scoring games, including 3 20-point efforts... Had 14 double-digit scoring games (two 20-point games) in his last 17 games at UIC.

► Had 2 career points/assists double-doubles at UIC, posting 17 points and 10 assists vs. Evansville (2/21/24) and 16 points and a career-high 14 assists vs. Drake (2/28/24)... His 14 assists vs. the Bulldogs were the most by a Missouri Valley Conference player in 2023-24.

## 2024-25 GAME-BY-GAME STATISTICS

Date	Opponent	GS	MIN	FG	3PT	FT	O	D	TR	PF	AST	TO	BLK	STL	PTS	+/-
Nov. 5	NEW ORLEANS	*	24	3-6	2-3	0-0	0	2	2	2	4	2	0	0	8	19
Nov. 9	CLEVELAND STATE	*	14	1-2	0-0	1-1	0	1	1	0	2	3	0	1	3	7
Nov. 14	LSU		22	2-7	0-2	1-2	0	2	2	3	3	2	0	1	5	-2
Nov. 19	MISSISSIPPI VALLEY	*	27	2-5	0-0	8-9	1	3	4	3	3	3	0	0	12	23
Nov. 22	vs. George Washington	*	23	3-5	1-2	1-4	0	1	1	3	4	2	0	1	8	-6
Nov. 24	vs. Liberty	*	18	4-6	1-2	0-0	0	1	1	2	1	0	0	1	9	-6
Nov. 25	vs. Longwood	*	19	2-5	1-1	2-2	0	1	1	3	2	1	0	0	7	12
Dec. 1	UAPB	*	17	2-5	1-2	2-2	0	1	1	0	2	1	0	1	7	25
Dec. 7	@St. John's	*	20	0-7	0-2	0-1	0	1	1	5	1	2	2	0	0	-7
Dec. 17	DRAKE (Kansas City)		27	4-6	1-2	0-0	1	0	1	2	3	1	1	3	9	9
Dec. 21	@Wichita State		28	4-11	0-2	0-0	1	2	3	3	1	1	0	0	8	-17
Dec. 30	16/17 CINCINNATI*		18	2-3	1-1	4-4	1	0	1	0	2	1	0	1	9	-9
Jan. 4	@TCU*		19	2-7	0-2	0-0	1	0	1	1	1	0	0	1	4	-13
Jan. 7	@Oklahoma State*		20	3-4	1-1	0-2	0	1	1	2	1	3	0	0	7	-15
Jan. 11	12/11 HOUSTON*		16	2-4	1-2	0-0	0	1	1	3	1	2	0	0	5	-18
Jan. 14	TEXAS TECH*		9	1-5	1-2	0-0	0	1	1	0	0	0	0	0	3	-14
Jan. 18	@9/10 Kansas*		13	2-4	0-2	0-0	0	0	0	1	2	0	0	0	4	6
Jan. 22	@Baylor*		10	1-1	1-1	0-0	0	1	1	1	0	0	0	1	3	-5
Jan. 25	23/23 WEST VIRGINIA*		28	4-6	1-1	1-2	1	5	6	2	1	0	0	0	10	7
Jan. 29	OKLAHOMA STATE*		20	2-7	0-2	2-2	0	4	4	1	4	1	0	2	6	0
Feb. 1	@3/3 Iowa State*		13	1-5	0-3	0-0	1	2	3	5	0	0	0	0	2	-2
Feb. 4	@Arizona State*		12	0-2	0-1	0-0	0	0	0	4	0	0	0	1	0	-15
Feb. 8	16/17 KANSAS*		21	3-8	1-3	0-0	0	0	0	1	2	0	0	0	7	7
Feb. 11	13/13 ARIZONA*		19	4-7	0-2	2-5	1	3	4	1	1	0	0	1	10	3
Feb. 15	@BYU*		20	4-8	0-2	1-1	0	2	2	3	0	1	0	1	9	-8
Feb. 17	@Utah*		19	1-4	0-1	0-0	0	0	0	4	2	0	0	0	2	-9
Feb. 23	ARIZONA STATE*	*	27	4-11	1-2	1-2	0	3	3	2	1	2	1	0	10	-28
Feb. 26	@UCF*															
Mar. 2	COLORADO*															
Mar. 5	@Cincinnati*															
Mar. 8	IOWA STATE*															

## JONES' CAREER STATS

YEAR	GP	GS	Min	Avg.	FGM	FGA	Pct.	3FGM	3FGA	Pct.	FTM	FTA	Pct.	Off	Def	Tot	Avg.	PF	Ast	TO	Blk	Stl	Pts	Avg.
*2022-23 (Fr.)	29	19	770	26.6	66	195	.338	23	68	.338	25	37	.676	8	47	55	1.9	70	62	46	16	23	180	6.2
*2023-24 (So.)	33	31	1099	33.3	150	353	.425	31	82	.378	45	73	.616	18	97	115	3.5	82	159	93	14	31	376	11.4
2024-25 (Jr.)	27	9	522	19.3	63	151	.417	15	46	.326	26	39	.667	8	38	46	1.7	57	44	28	4	16	167	6.2
Totals	89	59	2392	26.9	279	699	.399	69	196	.352	96	149	.644	34	182	216	2.4	209	265	167	34	70	723	8.1

\*at UIC

4

G | SO.-TR



# MOBII IKEGWURUKA

G | 6-6 | 215 | So.-TR | Galway, Ireland | Ellsworth [Iowa] Community College

mobiiikee



2024 NJCAA Division II Second Team All-American  
2024 First Team All-Region XI

## SUPERLATIVES

	RFR	SO	JR	SR	CAR
10+ Points	21	—	—	—	21
15+ Points	18	—	—	—	18
20+ Points	13	—	—	—	13
5+ Rebounds	21	3	—	—	24
10+ Rebounds	10	—	—	—	10
3+ Assists	3	—	—	—	3
Multiple Steals	13	4	—	—	17
2+ Blocks	14	1	—	—	15
Double-Doubles	10	—	—	—	10

## PERSONAL HIGHS

### ■ Points

Season	8 vs. Oklahoma State (1/29/25)
Career	27 at Western Iowa Tech (12/9/23)
Big 12	8 vs. Oklahoma State (1/29/25)

### ■ Field Goals Made

Season	3, twice
Career	10 at Western Iowa Tech (12/9/23)
Big 12	3, twice

### ■ Field Goals Attempted

Season	4, 4 times
Career	16, 5 times
Big 12	4, 4 times

### ■ 3-Point Field Goals Made

Season	—
Career	1, 3 times
Big 12	—

### ■ 3-Point Field Goals Attempted

Season	—
Career	2, twice
Big 12	—

### ■ Free Throws Made

Season	2, 4 times
Career	11 at North Iowa Area (1/3/24)
Big 12	2, 4 times

### ■ Free Throws Attempted

Season	5 at BYU (2/15/25)
Career	14 at North Iowa Area (1/3/24)
Big 12	5 at BYU (2/15/25)

### ■ Rebounds

Season	7, twice
Career	17 vs. Marshalltown (2/10/24)
Big 12	7, twice

### ■ Assists

Season	1, twice
Career	3, multiple times
Big 12	1 vs. Arizona State (2/23/25)

### ■ Blocked Shots

Season	2 at Utah (2/17/25)
Career	6 at South Suburban (3/22/24)
Big 12	2 at Utah (2/17/25)

### ■ Steals

Season	3, twice
Career	5, twice
Big 12	3, twice

### ■ Minutes

Season	18 vs. Arizona State (2/23/25)
Career	34, twice
Big 12	18 vs. Arizona State (2/23/25)

## SEASON STATS

PPG	RPG	APG	FG%	3FG%	FT%
2.2	2.4	0.1	60.7	—	57.1

## IKEGWURUKA AT A GLANCE

► Has seen action in 19 games, averaging 8.2 minutes... Saw his first action as a Wildcat vs. Cleveland State (11/9/24)... Has played in 15 of 16 Big 12 games.

► Has really taking a step in development during Big 12 play, averaging 2.4 points on 56 percent (14-of-25) shooting with 2.6 rebounds in 12.4 minutes.

► Played his best all-around game vs. Oklahoma State (1/29/25) with a season-high 8 points on 3-of-4 field goals to go with 3 rebounds and 3 steals... Followed with 4 points and 3 rebounds in the win at No. 3/3 Iowa State (2/1/25)... Had 6 points in the win over No. 16/17 Kansas (2/8/25) with a pair of steals.

► Scored his first points vs. Drake (12/17/24), posting 4 points on 2-of-2 field goals with 1 rebound and 1 steal in 10 minutes.

► Grabbed a season-tying 7 rebounds at BYU (2/15/25) and vs. Arizona State (2/23/25)... Tallied 4 rebounds at ASU (2/4/25) and No. 13/13 Arizona (2/11/25).

► Averaged a double-double (19 ppg., 10.3 rpg.) as a redshirt freshman at Ellsworth Community College, where he helped the school to the NJCAA Division II Championship... It was the school's first national tournament appearance in 38 seasons and the highest finish in 1977.

► Has a variety of international experience, having played for both the Irish U16 National Team at the 2019 FIBA European U16 Division B Championships as well as for two club teams in the Czech Republic from 2020-23.

## 2024-25 GAME-BY-GAME STATISTICS

Date	Opponent	GS	MIN	FG	3PT	FT	O	D	TR	PF	AST	TO	BLK	STL	PTS	+/-
Nov. 5	NEW ORLEANS		DNP													
Nov. 9	CLEVELAND STATE		2	0-0	0-0	0-0	0	0	0	1	0	1	0	0	0	-7
Nov. 14	LSU		DNP													
Nov. 19	MISSISSIPPI VALLEY		DNP													
Nov. 22	vs. George Washington		DNP													
Nov. 24	vs. Liberty		DNP													
Nov. 25	vs. Longwood		0+	0-0	0-0	0-0	0	0	0	0	0	0	0	0	0	0
Dec. 1	UAPB		DNP													
Dec. 7	@St. John's		DNP													
Dec. 17	DRAKE (Kansas City)		10	2-2	0-0	0-0	0	1	1	1	0	0	0	1	4	-6
Dec. 21	@Wichita State		8	1-1	0-0	0-0	2	3	5	0	1	1	1	0	2	-1
Dec. 30	16/17 CINCINNATI*		5	0-1	0-0	0-0	0	1	1	1	0	0	0	0	0	-4
Jan. 4	@TCU*		2	0-0	0-0	0-0	0	0	0	0	0	0	0	0	0	-3
Jan. 7	@Oklahoma State*		2	0-0	0-0	0-1	0	1	1	0	0	0	0	0	0	-2
Jan. 11	12/11 HOUSTON*		3	0-0	0-0	0-0	0	1	1	1	0	1	0	0	0	-4
Jan. 14	TEXAS TECH*		15	0-0	0-0	2-2	0	1	1	3	0	0	0	2	2	-19
Jan. 18	@9/10 Kansas*		DNP													
Jan. 22	@Baylor*		3	1-1	0-0	0-0	0	0	0	1	0	0	0	0	2	-1
Jan. 25	23/23 WEST VIRGINIA*		7	0-0	0-0	0-1	0	3	3	0	0	0	0	1	0	7
Jan. 29	OKLAHOMA STATE*		12	3-4	0-0	2-2	0	3	3	2	0	2	1	3	8	7
Feb. 1	@3/3 Iowa State*		7	1-2	0-0	2-2	2	1	3	1	0	0	0	0	4	-1
Feb. 4	@Arizona State*		13	2-4	0-0	0-0	0	4	4	3	0	1	1	0	4	0
Feb. 8	16/17 KANSAS*		10	3-4	0-0	0-0	1	1	2	1	0	0	0	2	6	6
Feb. 11	13/13 ARIZONA*		14	1-3	0-0	0-1	0	4	4	1	0	0	0	3	2	14
Feb. 15	@BYU*		16	1-1	0-0	2-5	3	4	7	0	0	0	0	0	4	-12
Feb. 17	@Utah*		8	1-1	0-0	0-0	0	2	2	4	0	0	2	0	2	1
Feb. 23	ARIZONA STATE*		18	1-4	0-0	0-0	3	4	7	0	1	2	0	1	2	2
Feb. 26	@UCF*															
Mar. 2	COLORADO*															
Mar. 5	@Cincinnati*															
Mar. 8	IOWA STATE*															

## IKEGWURUKA'S CAREER STATS

YEAR	GP	GS	Min	Avg.	FGM	FGA	Pct.	3FGM	3FGA	Pct.	FTM	FTA	Pct.	Off	Def	Tot	Avg.	PF	Ast	TO	Blk	Stl	Pts	Avg.
2024-25 (So.)	19	0	155	8.2	17	28	.607	0	0	.000	8	14	.571	11	34	45	2.4	20	2	8	5	13	42	2.2
Totals	19	0	155	8.2	17	28	.607	0	0	.000	8	14	.571	11	34	45	2.4	20	2	8	5	13	42	2.2

5

G | SR-TR



# SPENCER BAIN

G | 6-2 | 190 | Sr.-TR | Overland Park, Kan. | Blue Valley West | Flagler College

@spbenaceinr19 / hispencerbain

## SUPERLATIVES

	FR	SO	JR	SR <sub>1</sub>	SR <sub>2</sub>	CAR
10+ Points	2	4	3	1	—	10
15+ Points	—	—	2	—	—	2
20+ Points	—	—	—	—	—	—
5+ Rebounds	—	—	1	—	—	1
10+ Rebounds	—	—	—	—	—	—
3+ Assists	3	1	10	5	—	19
Multiple Steals	1	2	4	2	—	9
2+ Blocks	—	—	—	—	—	—
Double-Doubles	—	—	—	—	—	—

## PERSONAL HIGHS

### ■ Points

Season	—
Career	16 vs. Columbus State (1/4/23)
Big 12	—

### ■ Field Goals Made

Season	—
Career	6 vs. Columbus State (1/4/23)
Big 12	—

### ■ Field Goals Attempted

Season	2 vs. UAPB (12/1/24)
Career	12 vs. Columbus State (1/4/23)
Big 12	—

### ■ 3-Point Field Goals Made

Season	—
Career	5 at Rollins (12/3/22)
Big 12	—

### ■ 3-Point Field Goals Attempted

Season	2 vs. UAPB (12/1/24)
Career	8, twice
Big 12	—

### ■ Free Throws Made

Season	—
Career	4 at USC Aiken (1/7/23)
Big 12	—

### ■ Free Throws Attempted

Season	—
Career	4, 3 times
Big 12	—

### ■ Rebounds

Season	1 vs. Longwood (11/25/24)
Career	6 at Spring Hill (11/19/22)
Big 12	—

### ■ Assists

Season	—
Career	6, twice
Big 12	—

### ■ Blocked Shots

Season	—
Career	1, 4 times
Big 12	—

### ■ Steals

Season	—
Career	3, twice
Big 12	—

### ■ Minutes

Season	2, 3 times
Career	—
Big 12	2, twice

## SEASON STATS

PPG	RPG	APG	FG%	3FG%	FT%
0.0	0.2	0.0	0.0	0.0	—

## BAIN AT A GLANCE

- Made his first appearance as a K-State uniform vs. Cleveland State (11/9/24), playing 2 minutes... Has seen action in 118 games with 20 starts in his career.
- Has played in 2 Big 12 games (vs. 12/11 Houston and Oklahoma State).
- Has scored nearly 500 points during his college career.
- Has 10 career double-digit scoring games.

## LAST GAME (vs. Oklahoma State (1/29/25))

MIN	PTS	REBS	ASTS	BLKS	STLS
2	0	0	0	0	0

## TOP PERFORMANCES

- Scored a career-high 16 points vs. Columbus State (1/4/23), hitting on 6-of-12 field goals, including 2-of-7 from 3-point range.

## BACKGROUND

- Walked on to K-State after 4 seasons at Division II Flagler College in St. Augustine, Fla., leading the Saints to a pair of Division II playoff appearances... Played in 113 games in his career with 20 starts.
- A local product from Overland Park, Kan., and Blue Valley West High School.

## 2024-25 GAME-BY-GAME STATISTICS

Date	Opponent	GS	MIN	FG	3PT	FT	O	D	TR	PF	AST	TO	BLK	STL	PTS	+/-
Nov. 5	NEW ORLEANS		DNP													
Nov. 9	CLEVELAND STATE		2	0-0	0-0	0-0	0	0	0	1	0	1	0	0	0	-7
Nov. 14	LSU		DNP													
Nov. 19	MISSISSIPPI VALLEY		DNP													
Nov. 22	vs. George Washington		DNP													
Nov. 24	vs. Liberty		DNP													
Nov. 25	vs. Longwood		0+	0-0	0-0	0-0	1	0	1	0	0	0	0	0	0	0
Dec. 1	UAPB		0+	0-2	0-2	0-0	0	0	0	0	0	0	0	0	0	0
Dec. 7	@St. John's		DNP													
Dec. 17	DRAKE (Kansas City)		DNP													
Dec. 21	@Wichita State		DNP													
Dec. 30	16/17 CINCINNATI*		DNP													
Jan. 4	@TCU*		DNP													
Jan. 7	@Oklahoma State*		DNP													
Jan. 11	12/11 HOUSTON*		2	0-0	0-0	0-0	0	0	0	0	0	0	0	0	0	-2
Jan. 14	TEXAS TECH*		DNP													
Jan. 18	@9/10 Kansas*		DNP													
Jan. 22	@Baylor*		DNP													
Jan. 25	23/23 WEST VIRGINIA*		DNP													
Jan. 29	OKLAHOMA STATE*		2	0-0	0-0	0-0	0	0	0	0	0	0	0	0	0	-1
Feb. 1	@3/3 Iowa State*		DNP													
Feb. 4	@Arizona State*		DNP													
Feb. 8	16/17 KANSAS*		DNP													
Feb. 11	13/13 ARIZONA*		DNP													
Feb. 15	@BYU*		DNP													
Feb. 17	@Utah*		DNP													
Feb. 23	ARIZONA STATE*		DNP													
Feb. 26	@UCF*															
Mar. 2	COLORADO*															
Mar. 5	@Cincinnati*															
Mar. 8	IOWA STATE*															

## BAIN'S CAREER STATS

YEAR	GP	GS	Min	Avg.	FGM	FGA	Pct.	3FGM	3FGA	Pct.	FTM	FTA	Pct.	Off	Def	Tot	Avg.	PF	Ast	TO	Blk	Stl	Pts	Avg.
*2020-21 (Fr.)	21	4	341	16.3	29	91	.319	25	76	.329	2	2	1.000	2	16	18	0.9	18	24	12	1	8	85	4.0
*2021-22 (So.)	31	0	431	13.9	46	90	.511	39	79	.494	6	8	.750	6	26	32	1.0	27	24	20	2	12	137	4.4
*2022-23 (Jr.)	30	9	684	22.8	51	113	.451	28	69	.406	21	28	.750	2	58	60	2.0	44	60	40	1	18	151	5.0
*2023-24 (Sr.)	31	7	455	14.7	36	109	.330	22	75	.293	11	18	.611	10	37	47	1.5	31	32	20	0	12	105	3.4
2024-25 (Sr.)	5	0	8	1.5	0	2	.000	0	2	.000	0	0	.000	1	0	1	0.2	1	0	1	0	0	0	0.0
Totals	118	20	1919	16.3	162	405	.400	114	301	.379	40	56	.714	21	137	158	1.3	121	140	93	4	50	478	4.1

\*at Flagler College



**G | FR.-HS**



# DAVID CASTILLO

G | 6-1 | 180 | Fr.-HS | Bartlesville, Okla. | Sunrise Christian Academy [Kan.]

X @ohyeadave /  ohyeadave



Gold medal at the 2021 FIBA Americas U16 Championship  
Gold medal at the 2022 FIBA U17 World Cup

## SUPERLATIVES

	FR	SO	JR	SR	CAR
10+ Points	1	—	—	—	1
20+ Points	—	—	—	—	—
30+ Points	—	—	—	—	—
3+ 3FGM	1	—	—	—	1
5+ Rebounds	—	—	—	—	—
5+ Assists	—	—	—	—	—
Multiple Steals	2	—	—	—	2
2+ Blocks	—	—	—	—	—
Double-Doubles	—	—	—	—	—

## PERSONAL HIGHS

## ■ Points

<b>Season</b>	17 vs. UAPB (12/1/24)
<b>Career</b>	17 vs. UAPB (12/1/24)
<b>Big 12</b>	6, twice

■ **Field Goals Made**

<b>Season</b>	5 vs. UAPB (12/1/24)
<b>Career</b>	5 vs. UAPB (12/1/24)
<b>Big 12</b>	2, twice

■ **Field Goals Attempted**

<b>Season</b>	9 vs. UAPB (12/1/24)
<b>Career</b>	9 vs. UAPB (12/1/24)
<b>Big 12</b>	7 vs. Texas Tech (1/16/25)

### ■ 3-Point Field Goals Made

<b>Season</b>	5 vs. UAPB (12/1/24)
<b>Career</b>	5 vs. UAPB (12/1/24)
<b>Big 12</b>	2, twice

### ■ 3-Point Field Goals Attempted

<b>Season</b>	9 vs. UAPB (12/1/24)
<b>Career</b>	9 vs. UAPB (12/1/24)
<b>Big 12</b>	5 vs. Arizona State (2/23/25)

■ **Free Throws Made**

<b>Season</b>	4 vs. Cleveland State (11/9/24)
<b>Career</b>	4 vs. Cleveland State (11/9/24)
<b>Big 12</b>	3 vs. Houston (1/11/25)

■ **Free Throws Attempted**

<b>Season</b>	5 vs. Cleveland State (11/9/24)
<b>Career</b>	5 vs. Cleveland State (11/9/24)
<b>Big 12</b>	4 vs. Houston (1/11/25)

### ■ Rebounds

<b>Season</b>	2, 4 times
<b>Career</b>	2, 4 times
<b>Big 12</b>	2 vs. Arizona State (2/23/25)

### ■ Assists

<b>Season</b>	3 vs. Drake (12/17/24)
<b>Career</b>	3 vs. Drake (12/17/24)
<b>Big 12</b>	2 vs. Cincinnati (12/30/24)

### ■ Blocked Shots

<b>Season</b>	1 vs. Arizona (2/11/25)
<b>Career</b>	1 vs. Arizona (2/11/25)
<b>Big 12</b>	1 vs. Arizona (2/11/25)

## ■ Steals

<b>Season</b>	2, twice
<b>Career</b>	2, twice
<b>Big 12</b>	2 at Kansas (1/18/25)

## ■ Minutes

<b>Season</b>	23 at Kansas (1/18/25)
<b>Career</b>	23 at Kansas (1/18/25)
<b>Big 12</b>	23 at Kansas (1/18/25)

## SEASON STATS

PPG	RPG	APG	FG%	3FG%	FT%
2.5	0.6	0.7	24.7	27.6	86.7

## CASTILLO AT A GLANCE

- ▶ Has seen action in 26 of 27 games, including starts vs. Drake (12/17/24) and Wichita State (12/30/24)... Has played in 15 of 16 Big 12 games.
- ▶ Posted his first career double-digit scoring game vs. UAPB (12/1/24) with a season-high 17 points on 5-of-9 field goals (all from 3-point range).
- ▶ Scored his first Big 12 points with 3 points (all from the free throw line) vs. No. 12/11 Houston (1/11/25).
- ▶ Played a career-high 23 minutes at No. 9/10 Kansas (1/18/25), posting 6 points on 2-of-4 field goals, including 2-of-3 from 3-point range, to go with 2 steals... His 2 made 3-pointers snapped a streak of 18 consecutive misses.
- ▶ Came off the bench vs. Arizona State (2/23/25), posting 6 points, 2 rebounds, an assist and a steal in 16 minutes.

**LAST GAME** (vs. Arizona State (2/23/25))

MIN	PTS	REBS	ASTS	BLKS	STLS
16	6	2	1	0	1

## TOP PERFORMANCES

- ▶ Scored a season-high 17 points vs. UAPB (12/1/24) on 5-of-9 field goals (all from 3-point range) to go with 2 rebounds, 2 steals and an assist in 19 minutes.
- ▶ Had 6 points and 2 steals in his first visit to Allen Fieldhouse in 23 minutes.
- ▶ Posted first career block vs. No. 13/13 Arizona (2/11/25).

## BACKGROUND

- ▶ Played his senior season at prep powerhouse Sunrise Christian Academy in Bel Aire, Kan., leading the team in scoring (13.2 ppg.) and free throw percentage.
- ▶ Played for former Wildcat **Cient Stewart** at Bartlesville High School, where he became the school's all-time leading scorer with 1,594 points.

## 2024-25 GAME-BY-GAME STATISTICS

[illegible]

## CASTILLO'S CAREER STATS

YEAR	GP	GS	Min	Avg.	FGM	FGA	Pct.	3FGM	3FGA	Pct.	FTM	FTA	Pct.	Off	Def	Tot	Avg.	PF	Ast	TO	Blk	Stl	Pts	Avg.
2024-25 (Fr.)	26	2	264	10.2	18	73	.247	16	58	.276	13	15	.867	0	15	15	0.6	21	19	15	1	9	65	2.5
Totals	26	2	264	10.2	18	73	.247	16	58	.276	13	15	.867	0	15	15	0.6	21	19	15	1	9	65	2.5



SUPERLATIVES

	FR	SO	JR	SR	CAR
10+ Points	3	9	17	—	29
15+ Points	1	4	8	—	13
20+ Points	—	—	2	—	2
30+ Points	—	—	—	—	—
3+ 3FGM	3	12	17	—	32
5+ Rebounds	—	1	3	—	4
5+ Assists	—	—	—	—	—
Multiple Steals	1	2	4	—	7
Double-Doubles	—	—	—	—	—

PERSONAL HIGHS

■ Points

Season	27 at St. John's (12/7/24)
Career	27 at St. John's (12/7/24)
Big 12	18 vs. Oklahoma State (1/29/25)

■ Field Goals Made

Season	9 at St. John's (12/7/24)
Career	9 at St. John's (12/7/24)
Big 12	5, 3 times

■ Field Goals Attempted

Season	17 at St. John's (12/7/24)
Career	17 at St. John's (12/7/24)
Big 12	12 at Utah (2/17/25)

■ 3-Point Field Goals Made

Season	6, twice
Career	6, 3 times
Big 12	5, 3 times

■ 3-Point Field Goals Attempted

Season	12 vs. Liberty (11/24/24)
Career	12 vs. Liberty (11/24/24)
Big 12	11, twice

■ Free Throws Made

Season	9 at Iowa State (2/1/25)
Career	9 at Iowa State (2/1/25)
Big 12	9 at Iowa State (2/1/25)

■ Free Throws Attempted

Season	9 at Iowa State (2/1/25)
Career	9 at Iowa State (2/1/25)
Big 12	9 at Iowa State (2/1/25)

■ Rebounds

Season	5, 3 times
Career	6 vs. Georgetown (2/27/24)
Big 12	5, twice

■ Assists

Season	4 vs. Cincinnati (12/30/24)
Career	4 vs. Cincinnati (12/30/24)
Big 12	4 vs. Cincinnati (12/30/24)

■ Blocked Shots

Season	1, 3 times
Career	1, 4 times
Big 12	—

■ Steals

Season	3 at Iowa State (2/1/25)
Career	3 at Iowa State (2/1/25)
Big 12	3 at Iowa State (2/1/25)

■ Minutes

Season	37 at St. John's (12/7/24)
Career	37 at St. John's (12/7/24)
Big 12	32 vs. Kansas (2/8/25)

SEASON STATS

PPG	RPG	APG	FG%	3FG%	FT%
11.8	2.5	0.9	40.3	39.9	83.1

HAUSEN AT A GLANCE

- ▶ Has started all 27 games this season, averaging 27.7 minutes... Has now seen action in 93 games with the 27 starts coming at K-State.
- ▶ Has scored in double figures in 17 of 27 games, connecting on 40.3 percent (94-of-233) from the field, including 39.9 percent (81-of-203) from 3-point range... Has scored in double figures in 15 of the last 23 games, including 9 times in Big 12 play with a Big 12-high 18 points vs. Oklahoma State (1/29/25).
- ▶ Recorded his second career 20-point game vs. St. John's (12/7/24) with his career-high 27 points on 9-of-17 field goals, including 6-of-10 from 3-point range... Scored 21 of his 27 points in the first half.
- ▶ Ranks second in the Big 12 in 3-point field goals (81) and 3-point field goals/game (3.0) and 3-point field goal percentage (39.9) and third in 3-point attempts (203)... Ranks in the top-55 in all 3-point categories, including 30th in 3-pointers/game, 39th in total 3-pointers and 54th in percentage.
- ▶ Has at least 2 made 3-pointers in 22 of 27 games, including a season-high 6 treys vs. Cleveland State (11/9/24) and St. John's (12/7/24).
- ▶ Became the 7th Wildcat in school history to go 5-of-5 or better from 3-point range vs. Oklahoma State (1/29/25) and the first since **Denis Clemente** went 6-of-6 from beyond the arc at Texas on Jan. 31, 2009.
- ▶ Eclipsed 500 career points vs. Texas Tech (1/14/25).

LAST GAME (vs. Arizona State (2/23/25))

MIN	PTS	REBS	ASTS	BLKS	STLS
27	6	3	1	0	0

TOP PERFORMANCES

- ▶ Scored a career-high 27 points at St. John's (12/7/24), connecting on 9-of-17 field goals, including 6-of-10 from 3-point range, in 37 minutes... 21 of his 27 points were scored in the first half, as he became the 21st player in school history to have 20 or more points in a first half.
- ▶ Recorded first career 20-point game vs. Cleveland State (11/9/24) with 22 points on 7-of-10 field goals, including 6-of-9 from 3-point range.
- ▶ Posted 17 points in his first game as a Wildcat in the opener vs. New Orleans (11/5/24), hitting on 5-of-10 field goals, including 4-of-9 from 3-point range.
- ▶ Went 5-of-5 from 3-point range in the win over Oklahoma State (1/29/25), becoming just the 7th Wildcat to go 5-of-5 or better from beyond the arc.
- ▶ Connected on 9-of-9 free throws in the win at No. 3/3 Iowa State (2/1/25).
- ▶ Dished out a career-best 4 assists in win over No. 16/17 Cincinnati (12/30/24).

BACKGROUND

- ▶ Transferred to K-State in April 2024 after 2 seasons at Villanova (2022-24).
- ▶ Dubbed the 'Amarillo Assassin' for his exploits in becoming of the top shooting guard in the Class of 2022 at Amarillo High School in Amarillo, Texas... Finished as the school's all-time leading scorer (2,208 points).

2024-25 GAME-BY-GAME STATISTICS

Date	Opponent	GS	MIN	FG	3PT	FT	O	D	TR	PF	AST	TO	BLK	STL	PTS	+/-
Nov. 5	NEW ORLEANS	*	27	5-10	4-9	3-3	0	3	3	2	1	0	1	1	17	21
Nov. 9	CLEVELAND STATE	*	31	7-10	6-9	2-3	0	3	3	3	1	1	0	1	22	21
Nov. 14	LSU	*	31	2-6	2-6	2-2	0	4	4	2	1	0	0	0	8	-9
Nov. 19	MISSISSIPPI VALLEY	*	34	2-11	2-11	2-3	0	1	1	1	1	0	1	1	8	16
Nov. 22	vs. George Washington	*	33	3-12	3-11	2-4	0	5	5	2	2	2	0	2	11	20
Nov. 24	vs. Liberty	*	28	5-15	4-12	0-0	0	2	2	1	0	0	0	0	14	5
Nov. 25	vs. Longwood	*	33	6-8	3-4	1-2	0	4	4	0	1	0	0	0	16	22
Dec. 1	UAPB	*	21	3-4	3-4	5-6	0	1	1	1	3	3	0	1	14	26
Dec. 7	@St. John's	*	37	9-17	6-10	3-4	0	4	4	0	1	1	0	0	27	-8
Dec. 17	DRAKE (Kansas City)	*	22	1-5	1-4	0-0	0	0	0	1	1	1	0	2	3	-4
Dec. 21	@Wichita State	*	27	4-8	4-8	1-2	1	0	1	2	0	3	1	0	13	-13
Dec. 30	16/17 CINCINNATI*	*	25	1-9	1-8	0-0	0	0	0	1	4	0	0	0	3	15
Jan. 4	@TCU*	*	31	3-7	3-7	1-1	0	3	3	3	1	0	0	0	10	7
Jan. 7	@Oklahoma State*	*	21	0-2	0-2	2-2	1	0	1	0	0	0	0	1	2	-22
Jan. 11	12/11 HOUSTON*	*	29	5-11	5-11	0-0	0	1	1	0	0	1	0	0	15	-17
Jan. 14	TEXAS TECH*	*	29	4-9	3-8	2-2	0	3	3	3	2	0	0	0	13	9
Jan. 18	@9/10 Kansas*	*	21	2-6	1-5	2-2	0	2	2	2	0	0	0	0	7	-17
Jan. 22	@Baylor*	*	22	4-10	4-9	0-0	0	2	2	3	0	1	0	0	12	-2
Jan. 25	23/23 WEST VIRGINIA*	*	29	2-8	2-7	0-0	1	4	5	0	1	1	0	0	6	14
Jan. 29	OKLAHOMA STATE*	*	26	5-6	5-5	3-4	0	1	1	0	0	1	0	1	18	27
Feb. 1	@3/3 Iowa State*	*	31	2-6	2-5	9-9	0	4	4	2	1	1	0	3	15	13
Feb. 4	@Arizona State*	*	30	4-8	4-8	0-0	0	4	4	2	1	1	0	0	12	12
Feb. 8	16/17 KANSAS*	*	32	3-10	3-10	0-0	0	5	5	0	0	0	0	2	9	-2
Feb. 11	13/13 ARIZONA*	*	23	2-6	0-4	4-5	0	1	1	0	0	0	0	1	8	-4
Feb. 15	@BYU*	*	26	3-10	3-8	3-3	0	2	2	2	1	1	0	0	12	-12
Feb. 17	@Utah*	*	24	5-12	5-11	2-2	0	2	2	0	1	0	0	0	17	7
Feb. 23	ARIZONA STATE*	*	27	2-7	2-7	0-0	0	3	3	2	1	1	0	0	6	-10
Feb. 26	@UCF*															
Mar. 2	COLORADO*															
Mar. 5	@Cincinnati*															
Mar. 8	IOWA STATE*															

HAUSEN'S CAREER STATS

YEAR	GP	GS	Min	Avg.	FGM	FGA	Pct.	3FGM	3FGA	Pct.	FTM	FTA	Pct.	Off	Def	Tot	Avg.	PF	Ast	TO	Blk	Stl	Pts	Avg.
*2022-23 (Fr.)	32	0	286	8.9	31	70	.443	27	63	.429	10	12	.833	2	13	15	0.5	24	12	6	0	7	99	3.1
*2023-24 (So.)	34	0	600	17.7	69	176	.392	61	160	.381	13	15	.867	3	52	55	1.6	36	16	19	1	13	212	6.2
2024-25 (Jr.)	27	27	749	27.7	94	233	.403	81	203	.399	49	59	.831	3	64	67	2.5	35	25	19	3	16	318	11.8
Totals	93	27	1635	17.6	184	479	.405	169	426	.397	72	86	.837	8	129	137	1.5	95	53	44	4	36	629	6.8

15  
W | SO.-1L



# TAJ MANNING

F | 6-7 | 230 | So.-1L | Grandview, Mo. | La Lumiere [Ind.] School

X @TajManning /  taj.manning

## SUPERLATIVES

	RFR	50	JR	SR	CAR
10+ Points	—	—	—	—	—
20+ Points	—	—	—	—	—
2+ 3FGM	—	1	—	—	1
5+ Rebounds	—	—	—	—	—
10+ Rebounds	—	—	—	—	—
3+ Assists	—	—	—	—	—
Multiple Steals	—	—	—	—	—
2+ Blocks	—	—	—	—	—
Double-Double	—	—	—	—	—

## PERSONAL HIGHS

## ■ Points

<b>Season</b>	6 vs. UAPB (12/1/24)
<b>Career</b>	6 vs. UAPB (12/1/24)
<b>Big 12</b>	4 vs. Oklahoma (1/30/24)

■ **Field Goals Made**

<b>Season</b>	2 vs. UAPB (12/1/24)
<b>Career</b>	2, twice
<b>Big 12</b>	1 vs. Oklahoma (1/30/24)

■ **Field Goals Attempted**

<b>Season</b>	2 vs. UAPB (12/1/24)
<b>Career</b>	2, twice
<b>Big 12</b>	2 vs. Oklahoma (1/30/24)

### ■ 3-Point Field Goals Made

<b>Season</b>	2 vs. UAPB (12/1/24)
<b>Career</b>	2 vs. UAPB (12/1/24)
<b>Big 12</b>	1 vs. Oklahoma (1/30/24)

### ■ 3-Point Field Goals Attempted

<b>Season</b>	2 vs. UAPB (12/1/24)
<b>Career</b>	2, twice
<b>Big 12</b>	2 vs. Oklahoma (1/30/24)

■ **Free Throws Made**

Season	—
Career	1, twice
Big 12	1, twice

■ **Free Throws Attempted**

Season	—
Career	2, twice
Big 12	2, twice

### ■ Rebounds

<b>Season</b>	2 vs. Oklahoma State (1/29/25)
<b>Career</b>	4 vs. Central Arkansas (11/22/23)
<b>Big 12</b>	3 vs. Oklahoma (1/30/24)

■ **Assists**

Season	—
Career	1 vs. Chicago State (1/2/24)
Big 12	—

### ■ Blocked Shots

Season	—
Career	—
Big 12	—

### ■ Steals

<b>Season</b>	1 vs. Houston (1/11/25)
<b>Career</b>	1, 3 times
<b>Big 12</b>	1 vs. Houston (1/11/25)

## ■ Minutes

<b>Season</b>	4 vs. UAPB (12/1/24)
<b>Career</b>	15 vs. Chicago State (1/2/24)
<b>Big 12</b>	10 vs. Oklahoma (1/30/24)

## SEASON STATS

PPG	RPG	APG	FG%	3FG%	FT%
0.9	0.7	0.0	50.0	50.0	—

## MANNING AT A GLANCE

- ▶ Has played in 7 games this season, averaging 2.5 minutes per game.
- ▶ Scored a career-high 6 points vs. UAPB (12/1/24), converting on both 3-point attempts.
- ▶ Played in 18 games with a start as a redshirt freshman in 2023-24.
- ▶ Was redshirt as a true freshman in 2022-23.

**LAST GAME** (vs. Oklahoma State (1/29/25))

MIN	PTS	REBS	ASTS	BLKS	STLS
3	0	2	0	0	0

## TOP PERFORMANCES

- ▶ Scored a career high 6 points vs. UABP (12/1/24), hitting on both 3-pointers.
- ▶ Scored his first career points vs. Central Arkansas (11/22/23), posting 3 points on 1-of-1 field goals and 1-of-2 free throws in 9 minutes.
- ▶ Connected on his first career 3-pointer vs. No. 23/24 Oklahoma (1/30/24).

## BACKGROUND

- Was signed by the previous coaching staff on Nov. 10, 2021.
- Played locally at Grandview (2018-20) and Bishop Miege High Schools (2020-21) in the Kansas City area, winning a Missouri Class 4A title with a 29-2 record with the Bulldogs and a Kansas Class 6A title with a 22-1 record with the Stags.

## 2024-25 GAME-BY-GAME STATISTICS

[illegible]

## MANNING'S CAREER STATS

YEAR	GP	GS	Min	Avg.	FGM	FGA	Pct.	3FGM	3FGA	Pct.	FTM	FTA	Pct.	Off	Def	Tot	Avg.	PF	Ast	TO	Blk	Stl	Pts	Avg.
2023-24 (Rfr.)	14	1	68	4.9	5	8	.625	1	3	.333	3	7	.429	6	10	16	1.1	13	2	1	0	2	14	1.0
2024-25 (So.)	7	0	174	2.5	2	4	.500	2	4	.500	0	0	.000	1	4	5	0.7	3	0	1	0	1	6	0.9
Totals	21	1	85	4.1	7	12	.583	3	7	.429	3	7	.429	7	14	21	1.0	16	2	2	0	3	20	1.0



YEAR	GP	GS	Min	Avg.	FGM	FGA	Pct.	3FGM	3FGA	Pct.	FTM	FTA	Pct.	Off	Def	Tot	Avg.	PF	Ast	TO	Blk	Stl	Pts	Avg.
*2023-24 (Fr.)	9	0	45	4.9	1	2	.500	0	0	.000	5	15	.333	5	7	12	1.3	10	0	6	6	3	7	0.8
2024-25 (So.)	4	0	26	6.5	5	8	.625	0	0	.000	0	0	.000	4	2	6	1.5	5	0	3	3	0	10	2.5
Totals	13	0	71	5.4	6	10	.600	0	0	.000	5	15	.333	9	9	18	1.4	15	0	9	9	3	17	1.3

\*at Arkansas

23  
W | SO.-1L



# MACALEAB RICH

W | 6-7 | 235 | So.-1L | East St. Louis, Ill. | East St. Louis

X @macaleab / macaleabb

## SUPERLATIVES

	FR	SO	JR	SR	CAR
10+ Points	1	1	—	—	2
20+ Points	—	1	—	—	1
2+ 3FGM	—	1	—	—	1
5+ Rebounds	2	2	—	—	4
10+ Rebounds	—	—	—	—	—
3+ Assists	—	—	—	—	—
Multiple Steals	—	1	—	—	1
2+ Blocks	—	—	—	—	—
Double-Double	—	—	—	—	—

## PERSONAL HIGHS

### ■ Points

Season	20 at Wichita State (12/21/24)
Career	20 at Wichita State (12/21/24)
Big 12	8 at TCU (1/4/25)

### ■ Field Goals Made

Season	8 at Wichita State (12/21/24)
Career	8 at Wichita State (12/21/24)
Big 12	4 at TCU (1/4/25)

### ■ Field Goals Attempted

Season	13 at Wichita State (12/21/24)
Career	13 at Wichita State (12/21/24)
Big 12	4, twice

### ■ 3-Point Field Goals Made

Season	3 at Wichita State (12/21/24)
Career	3 at Wichita State (12/21/24)
Big 12	—

### ■ 3-Point Field Goals Attempted

Season	5 at Wichita State (12/21/24)
Career	5 at Wichita State (12/21/24)
Big 12	—

### ■ Free Throws Made

Season	4 vs. UAPB (12/1/24)
Career	4 vs. UAPB (12/1/24)
Big 12	—

### ■ Free Throws Attempted

Season	4 vs. UAPB (12/1/24)
Career	4 vs. UAPB (12/1/24)
Big 12	—

### ■ Rebounds

Season	5, twice
Career	9 vs. Nebraska (12/17/23)
Big 12	2 at TCU (1/4/25)

### ■ Assists

Season	2 vs. Mississippi Valley State (11/19/24)
Career	2 vs. Mississippi Valley State (11/19/24)
Big 12	1 at Kansas (3/5/24)

### ■ Blocked Shots

Season	—
Career	1 vs. Nebraska (12/17/23)
Big 12	—

### ■ Steals

Season	2 at Wichita State (12/21/24)
Career	2 at Wichita State (12/21/24)
Big 12	—

### ■ Minutes

Season	19 at Wichita State (12/21/24)
Career	23 vs. Miami (11/19/23)
Big 12	11, twice

## SEASON STATS

PPG	RPG	APG	FG%	3FG%	FT%
6.1	1.9	0.2	65.8	57.1	81.3

## RICH AT A GLANCE

- ▶ Has appeared in 11 games, averaging 12.4 minutes per game.
- ▶ Has scored in 10 of 11 games played with a career-high 20 points at Wichita State (12/21/24), connecting on 8-of-13 field goals, including 3-of-5 from 3-point range... It was his first career 20-point game.
- ▶ Has already surpassed his point total (67) than he had in 10 games in 2023-24.
- ▶ Connected on his first career 3-pointer vs. Cleveland State (11/9/24)... Made a career-high 3 triples vs. Wichita State (12/21/24).
- ▶ One of 3 returning lettermen, playing in 16 games in 2023-24.

## LAST GAME (at Oklahoma State (1/7/25))

MIN	PTS	REBS	ASTS	BLKS	STLS
8	4	1	0	0	0

## TOP PERFORMANCES

- ▶ Scored a career-best 20 points at Wichita State (12/21/24), hitting on 8-of-13 field goals, including 3-of-5 from 3-point range, in 19 minutes.
- ▶ Scored his Big 12-high in points at TCU (1/4/25), posting 8 points on perfect 4-of-4 field goals in just 11 minutes.
- ▶ Grabbed a career-high 9 rebounds vs. Nebraska (12/17/23).
- ▶ His tip-in dunk vs. Central Arkansas (11/22/23) made *Sportscenter*'s Top 10.

## BACKGROUND

- ▶ Enjoyed a stellar career at East St. Louis High School in East St. Louis, Ill., for head coach **Mark Chambers**, helping the Flyers to 84 wins in his career capped by a third-place finish in the 2023 Class 3A State Tournament as a senior.
- ▶ Scored more than 1,700 points in his prep career with nearly 1,000 rebounds.

## 2024-25 GAME-BY-GAME STATISTICS

Date	Opponent	GS	MIN	FG	3PT	FT	O	D	TR	PF	AST	TO	BLK	STL	PTS	+/-
Nov. 5	NEW ORLEANS	11	1-4	0-0	2-3	2	3	5	3	0	0	0	0	0	4	4
Nov. 9	CLEVELAND STATE	12	1-1	1-1	0-0	0	1	1	1	0	1	0	1	1	3	13
Nov. 14	LSU	11	1-1	0-0	2-2	0	1	1	3	0	1	0	0	0	4	3
Nov. 19	MISSISSIPPI VALLEY	14	3-4	0-0	2-2	1	4	5	3	2	1	0	1	1	8	18
Nov. 22	vs. George Washington	DNP														
Nov. 24	vs. Liberty		0-0	0-0	2-2	0	1	1	0	0	0	0	1	1	2	3
Nov. 25	vs. Longwood		4-5	0-0	0-0	0	1	1	2	0	3	0	0	0	8	3
Dec. 1	UAPB	14	1-2	0-1	4-4	1	1	2	0	0	1	0	0	0	6	13
Dec. 7	@St. John's	DNP														
Dec. 17	DRAKE (Kansas City)	DNP														
Dec. 21	@Wichita State	19	8-13	3-5	1-3	2	0	2	4	0	0	0	2	2	20	-13
Dec. 30	16/17 CINCINNATI*	8	0-1	0-0	0-0	0	0	0	0	0	1	0	0	0	0	-7
Jan. 4	@TCU*	11	4-4	0-0	0-0	1	1	2	3	0	2	0	0	0	8	-1
Jan. 7	@Oklahoma State*	8	2-3	0-0	0-0	0	1	1	0	0	1	0	0	0	4	-3
Jan. 11	12/11 HOUSTON*	DNP														
Jan. 14	TEXAS TECH*	DNP														
Jan. 18	@9/10 Kansas*	DNP														
Jan. 22	@Baylor*	DNP														
Jan. 25	23/23 WEST VIRGINIA*	DNP														
Jan. 29	OKLAHOMA STATE*	DNP														
Feb. 1	@3/3 Iowa State*	DNP														
Feb. 4	@Arizona State*	DNP														
Feb. 8	16/17 KANSAS*	DNP														
Feb. 11	13/13 ARIZONA*	DNP														
Feb. 15	@BYU*	DNP														
Feb. 17	@Utah*	DNP														
Feb. 23	ARIZONA STATE*	DNP														
Feb. 26	@UCF*															
Mar. 2	COLORADO*															
Mar. 5	@Cincinnati*															
Mar. 8	IOWA STATE*															

## RICH CAREER STATS

YEAR	GP	GS	Min	Avg.	FGM	FGA	Pct.	3FGM	3FGA	Pct.	FTM	FTA	Pct.	Off	Def	Tot	Avg.	PF	Ast	TO	Blk	Stl	Pts	Avg.
2023-24 (Fr.)	16	0	153	9.6	27	39	.692	0	2	.000	7	13	.538	15	25	40	2.5	16	2	3	1	5	61	3.8
2024-25 (So.)	11	0	137	12.4	25	38	.658	4	7	.571	13	16	.813	7	14	21	1.9	19	2	11	0	5	67	6.1
Totals	27	0	290	10.7	52	77	.675	4	9	.444	20	29	.690	22	39	61	2.3	35	4	14	1	10	128	4.7

33  
W | SR-TR



# COLEMAN HAWKINS

W | 6-10 | 235 | Sr.-TR | Sacramento, Calif. | Prolific Prep | Illinois

X @colehawk23

colemanhawkins33



2023-24 Second Team All-Big Ten (AP) | Third Team All-Big Ten (media)  
Preseason Big 12 co-Newcomer of the Year | All-Big 12 Second Team  
2-time Karl Malone Power Forward of the Year Watch List (2024, 2025)

## SUPERLATIVES

	FR	SO	JR	SR <sub>1</sub>	SR <sub>2</sub>	CAR
10+ Points	—	7	16	22	15	60
20+ Points	—	—	2	5	1	8
30+ Points	—	—	—	1	—	1
5+ Rebounds	—	10	26	25	21	82
10+ Rebounds	—	2	3	3	3	11
3+ Assists	—	7	18	17	22	64
2+ Steals	—	5	11	16	15	47
2+ Blocks	—	4	12	11	9	36
Double-Doubles	—	1	3	2	3	9

## PERSONAL HIGHS

■ Points	
Season	20 vs. Cincinnati (12/30/24)
Career	30 vs. Iowa (2/24/24)
Big 12	20 vs. Cincinnati (12/30/24)

■ Field Goals Made	
Season	7, 3 times
Career	9 vs. Iowa (2/24/24)
Big 12	7, twice

■ Field Goals Attempted	
Season	14, twice
Career	17 at Maryland (12/2/22)
Big 12	14, twice

■ 3-Point Field Goals Made	
Season	5 vs. Longwood (11/25/24)
Career	6 vs. Wisconsin (1/7/23)
Big 12	3, twice

■ 3-Point Field Goals Attempted	
Season	7, twice
Career	10 at Tennessee (12/9/23)
Big 12	7 at Kansas (1/18/25)

■ Free Throws Made	
Season	5 vs. West Virginia (1/25/25)
Career	9 vs Iowa (2/24/24)
Big 12	5 vs. West Virginia (1/25/25)

■ Free Throws Attempted	
Season	10 vs. West Virginia (1/25/25)
Career	13 vs. Arkansas State (11/12/21)
Big 12	10 vs. West Virginia (1/25/25)

■ Rebounds	
Season	13 vs. Mississippi Valley State (11/19/24)
Career	13, twice
Big 12	10 vs. Cincinnati (12/30/24)

■ Assists	
Season	10 at Kansas (1/18/25)
Career	10, twice
Big 12	10 at Kansas (1/18/25)

■ Blocked Shots	
Season	5 vs. Kansas (2/8/25)
Career	5 vs. Kansas (2/8/25)
Big 12	5 vs. Kansas (2/8/25)

■ Steals	
Season	4, 4 times
Career	6 at Michigan (1/18/24)
Big 12	4, twice

■ Minutes	
Season	40 at Kansas (1/18/25)
Career	49 vs. Michigan (3/2/23)
Big 12	40 at Kansas (1/18/25)

## HAWKINS' CAREER STATS

YEAR	GP	GS	Min	Avg.	FGM	FGA	Pct.	3FGM	3FGA	Pct.	FTM	FTA	Pct.	Off	Def	Tot	Avg.	PF	Ast	TO	Blk	Stl	Pts	Avg.
*2020-21 (Fr.)	25	0	156	6.3	10	29	.345	3	13	.231	13	19	.684	9	12	21	0.8	16	11	6	9	2	36	1.4
**2021-22 (So.)	33	14	628	19.0	68	154	.442	19	65	.292	39	60	.650	47	94	141	4.3	62	50	45	17	26	194	5.9
**2022-23 (Jr.)	33	33	1073	32.5	123	279	.441	37	132	.280	43	70	.614	64	143	207	6.3	61	100	81	39	36	326	9.9
**2023-24 (Sr.)	35	35	1107	31.6	144	319	.451	59	160	.369	76	96	.792	48	164	212	6.1	91	95	55	37	51	423	12.1
2024-25 (Sr.)	26	26	865	33.3	102	256	.398	30	98	.306	43	74	.581	51	124	175	6.7	64	118	72	34	51	277	10.7
Totals	152	108	3829	25.2	447	1037	.431	148	468	.316	214	319	.671	219	537	756	5.0	294	374	259	136	166	1256	8.3

## SEASON STATS

PPG	RPG	APG	FG%	3FG%	FT%
10.7	6.7	4.5	39.8	30.6	58.1

## HAWKINS AT A GLANCE

- Has started 26 games this season, averaging a team-best 33.3 minutes per game... Has seen action in 152 games with 108 starts in his college career.
- Leads the team in assists (4.5 apg.), steals (2.0 spg.), blocks (1.3 bpg.) and minutes (33.3 mpg.) while is 2nd in rebounding (6.7 rpg.), 3rd in field goals made (102) and 4th in scoring (10.7 ppg.)... Only Division I player averaging at least 10.0 points, 6.5 rebounds, 4.5 assists, 2.0 steals and 1.0 blocks per game.
- Has scored in double figures in 15 games, including in 10 of his first 15 Big 12 games... Scored a season-high 20 points vs. No. 16/17 Cincinnati (12/30/24).
- Became the first Wildcat to have a points/assists double-double vs. Kansas (1/18/25) at Allen Fieldhouse, posting 15 points, a career-tying 10 assists to go with 7 rebounds... It was his 9th career double-double, including his 3rd at K-State, and his 2nd career points/assists double-double.
- Leads the team in assists (4.8 apg.), steals (1.7 spg.) and blocks (1.2 bpg.) in Big 12 play while is 2nd in rebounding (6.4 rpg.) and 3rd in scoring (11.7 ppg.).
- Eclipsed 1,000 career points vs. LSU (11/14/24).
- Tied his career-high with 13 rebounds vs. Mississippi Valley State (11/19/24)... Has grabbed double-digit rebounds 3 times (10 vs. Longwood & Cincinnati).
- The only player in Illinois history with at least 900 points, 500 rebounds, 200 assists, 100 blocks and 100 steals.

## 2024-25 GAME-BY-GAME STATISTICS

Date	Opponent	GS	MIN	FG	3PT	FT	O	D	TR	PF	AST	TO	BLK	STL	PTS	+/-
Nov. 5	NEW ORLEANS	*	32	2-9	1-6	0-0	2	7	9	0	5	2	1	1	5	19
Nov. 9	CLEVELAND STATE	*	31	3-7	2-3	4-8	1	1	2	1	5	4	4	3	12	14
Nov. 14	LSU	*	32	3-10	0-4	2-2	2	2	4	3	2	1	1	2	8	-1
Nov. 19	MISSISSIPPI VALLEY	*	32	1-11	0-2	0-0	7	6	13	0	4	2	0	3	2	6
Nov. 22	vs. George Washington	*	32	3-6	1-3	2-2	3	6	9	3	1	4	2	3	9	5
Nov. 24	vs. Liberty	*	36	5-11	1-4	0-0	1	4	5	0	4	3	1	1	11	-8
Nov. 25	vs. Longwood	*	35	7-10	5-7	0-0	1	9	10	2	5	3	2	2	19	18
Dec. 1	UABP	*	26	1-5	0-3	0-2	1	3	4	2	4	1	0	3	2	26
Dec. 7	@St. John's	*	29	3-14	1-4	2-2	1	1	2	1	0	1	0	0	9	-21
Dec. 17	DRAKE (Kansas City)	*	38	6-9	1-2	3-8	0	5	5	3	5	2	2	4	16	2
Dec. 21	@Wichita State	*	37	2-9	1-4	1-4	2	7	9	3	8	2	3	0	6	-20
Dec. 30	16/17 CINCINNATI*	*	36	7-13	3-5	3-4	0	10	10	1	3	2	0	4	20	6
Jan. 4	@TCU*	*	31	5-14	1-4	0-0	1	5	6	4	4	5	2	0	11	-4
Jan. 7	@Oklahoma State*	*	32	7-13	1-4	3-3	2	3	5	3	2	5	3	2	18	-4
Jan. 11	12/11 HOUSTON*	*	29	3-5	1-2	0-0	1	4	5	4	4	5	0	0	7	-18
Jan. 14	TEXAS TECH*	*	28	5-12	2-5	0-0	2	3	5	1	3	5	1	2	12	-8
Jan. 18	@9/10 Kansas*	*	40	5-14	1-7	4-6	2	5	7	3	10	1	1	1	15	-10
Jan. 22	@Baylor*	*	35	3-9	0-3	2-3	4	5	9	4	7	0	1	0	8	-8
Jan. 25	23/23 WEST VIRGINIA*	*	30	3-11	0-1	5-10	2	5	7	3	4	2	1	1	11	10
Jan. 29	OKLAHOMA STATE*	*	33	6-10	1-4	2-3	3	6	9	4	6	1	3	3	15	28
Feb. 1	@3/3 Iowa State*	*	39	5-10	3-3	4-4	3	4	7	4	3	1	1	1	17	19
Feb. 4	@Arizona State*	*	36	4-11	2-5	1-2	2	4	6	1	7	3	0	1	11	7
Feb. 8	16/17 KANSAS*	*	37	5-10	2-4	0-1	2	3	5	4	8	5	5	1	12	5
Feb. 11	13/13 ARIZONA*	*	38	2-11	0-6	2-4	0	2	2	3	4	3	0	3	6	3
Feb. 15	@BYU*	*	34	2-9	0-1	2-4	2	6	8	2	0	4	0	0	6	-10
Feb. 17	@Utah*	*	24	3-5	1-3	0-0	1	4	5	4	7	3	1	2	7	-5
Feb. 23	ARIZONA STATE*		DNP													
Feb. 26	@UCF*															
Mar. 2	COLORADO*															
Mar. 5	@Cincinnati*															
Mar. 8	IOWA STATE*															

\*at Illinois



34  
C | JR.-TR



# UGONNA ONYENSO

C | 7-0 | 247 | Jr.-TR | Owerri, Imo State, Nigeria | Putnam Science Academy | Kentucky

X @OnyensoUgonna / Instagram kingsugo\_

## SUPERLATIVES

	FR	SO	JR	SR	CAR
10+ Points	—	1	1	—	2
15+ Points	—	—	1	—	1
20+ Points	—	—	—	—	—
5+ Rebounds	—	12	2	—	14
10+ Rebounds	—	3	—	—	3
3+ Assists	—	—	—	—	—
Multiple Steals	—	1	1	—	2
2+ Blocks	—	15	3	—	18
Double-Double	—	1	—	—	1

## PERSONAL HIGHS

### ■ Points

Season	16 vs. Mississippi Valley State (11/19/24)
Career	16 vs. Mississippi Valley State (11/19/24)
Big 12	9 at Kansas (1/18/25)

### ■ Field Goals Made

Season	6 vs. Mississippi Valley State (11/19/24)
Career	6 vs. Mississippi Valley State (11/19/24)
Big 12	4 at Kansas (1/18/25)

### ■ Field Goals Attempted

Season	7 vs. Mississippi Valley State (11/19/24)
Career	11 vs. Florida (1/31/24)
Big 12	4 at Kansas (1/18/25)

### ■ 3-Point Field Goals Made

Season	—
Career	—
Big 12	—

### ■ 3-Point Field Goals Attempted

Season	—
Career	1 at Arkansas (1/27/24)
Big 12	—

### ■ Free Throws Made

Season	4 vs. Mississippi Valley State (11/19/24)
Career	5 vs. Florida (1/31/24)
Big 12	1, 4 times

### ■ Free Throws Attempted

Season	4 vs. Mississippi Valley State (11/19/24)
Career	6 vs. Florida (1/31/24)
Big 12	3 at Oklahoma State (1/7/25)

### ■ Rebounds

Season	6 vs. Arizona State (2/23/25)
Career	16 vs. Florida (1/31/24)
Big 12	6 vs. Arizona State (2/23/25)

### ■ Assists

Season	1 vs. Houston (1/11/25)
Career	1, 8 times
Big 12	1 vs. Houston (1/11/25)

### ■ Blocked Shots

Season	4 at Utah (2/17/25)
Career	10 vs. Ole Miss (2/13/24)
Big 12	4 at Utah (2/17/25)

### ■ Steals

Season	2 vs. Arizona State (2/23/25)
Career	2, twice
Big 12	2 vs. Arizona State (2/23/25)

### ■ Minutes

Season	21 vs. Houston (1/11/25)
Career	36 at Auburn (2/17/24)
Big 12	21 vs. Houston (1/11/25)

## SEASON STATS

PPG	RPG	BPG	FG%	3FG%	FT%
3.2	2.4	0.8	73.5	—	72.7

## ONYENSO AT A GLANCE

► Has seen action in 18 games, averaging 10.5 minutes per game... Has played in 58 games with 14 starts in his college career.

► Has scored in 11 of 18 games played this season, including a career-high 16 points vs. Mississippi Valley State (11/19/24) on 6-of-7 field goals... It marked just his second career double-digit scoring game.

► Made his Big 12 debut at Oklahoma State (1/7/25), starting the second half and posting 7 points on 3-of-3 field goals to go with 1 block and 1 steal in 18 minutes of action.

► Played a season-high 21 minutes vs. No. 12/11 Houston (1/11/25), scoring 4 points on 2-of-2 field goals to go with 3 rebounds and an assist.

► Scored his Big 12-high 9 points at No. 9/10 Kansas (1/18/25) on 4-of-4 field goals and 1-of-1 free throws in nearly 15 minutes of action.

► Tallied 5 points, 4 blocks and 2 rebounds in 17 minutes vs. Utah (2/17/25).

► Grabbed a season-high 6 rebounds to go with 2 steals vs. Arizona State (2/23/25).

## LAST GAME (vs. Arizona State (2/23/25))

MIN	PTS	REBS	ASTS	BLKS	STLS
15	2	6	0	0	2

## TOP PERFORMANCES

► Narrowly missed a triple-double in an overtime loss vs. Florida (1/31/24) while playing at Kentucky, posting career-highs for points (13), rebounds (16) to go with 8 blocked shots.

► Tied a Rupp Arena record with 10 blocks in a win over Ole Miss (2/13/24) while at Kentucky, equaling a mark set by Navy's **David Robinson** in 1987.

► Scored a career-high 16 points vs. Mississippi Valley State (11/19/24) on 6-of-7 field goals and 4-of-4 free throws in 12 minutes.

► Posted a season-high 4 blocks in 17 minutes at Utah (2/17/25).

## BACKGROUND

► Transferred to K-State after 2 seasons (2022-24) at Kentucky.

► A product of the NBA Academy Africa program, where he played in a number of high-profile international competitions in Europe, Mexico and the U.S. ... Also helped Putnam Science Academy to a National Prep Basketball Championship.

## 2024-25 GAME-BY-GAME STATISTICS

Date	Opponent	GS	MIN	FG	3PT	FT	O	D	TR	PF	AST	TO	BLK	STL	PTS	+/-
Nov. 5	NEW ORLEANS		11	1-2	0-0	0-0	0	2	2	0	0	1	2	0	2	7
Nov. 9	CLEVELAND STATE		7	0-0	0-0	0-0	0	2	2	1	0	0	0	0	0	0
Nov. 14	LSU		5	1-1	0-0	0-0	1	1	2	0	0	0	0	0	2	-11
Nov. 19	MISSISSIPPI VALLEY		12	6-7	0-0	4-4	2	2	4	0	0	0	1	0	16	18
Nov. 22	vs. George Washington		6	0-0	0-0	0-0	1	3	4	1	0	0	0	0	0	5
Nov. 24	vs. Liberty		DNP													
Nov. 25	vs. Longwood		DNP													
Dec. 1	UAPB		DNP													
Dec. 7	@St. John's		9	1-2	0-0	0-0	2	3	5	0	0	0	0	0	2	-10
Dec. 17	DRAKE (Kansas City)		DNP													
Dec. 21	@Wichita State		2	0-3	0-0	0-0	0	0	0	0	0	0	0	0	0	-4
Dec. 30	16/17 CINCINNATI*		DNP													
Jan. 4	@TCU*		DNP													
Jan. 7	@Oklahoma State*		18	3-3	0-0	1-3	1	0	1	4	0	0	1	1	7	6
Jan. 11	12/11 HOUSTON*		21	2-2	0-0	0-1	0	3	3	1	1	0	0	0	4	-17
Jan. 14	TEXAS TECH*		DNP													
Jan. 18	@9/10 Kansas*		15	4-4	0-0	1-1	0	2	2	1	0	0	0	0	9	13
Jan. 22	@Baylor*		13	0-1	0-0	0-0	1	1	2	2	0	0	1	0	0	-4
Jan. 25	23/23 WEST VIRGINIA*		10	2-2	0-0	1-1	2	2	4	0	0	0	2	1	5	12
Jan. 29	OKLAHOMA STATE*		15	2-2	0-0	0-0	2	2	4	3	0	1	1	0	4	-6
Feb. 1	@3/3 Iowa State*		7	0-1	0-0	0-0	0	0	0	1	0	0	1	0	0	17
Feb. 4	@Arizona State*		DNP													
Feb. 8	16/17 KANSAS*		DNP													
Feb. 11	13/13 ARIZONA*		3	0-0	0-0	0-0	0	1	1	1	0	0	1	0	0	0
Feb. 15	@BYU*		3	0-0	0-0	0-0	0	0	0	1	0	0	0	0	0	-1
Feb. 17	@Utah*		17	2-2	0-0	1-1	0	2	2	3	0	0	4	0	5	-3
Feb. 23	ARIZONA STATE*		15	1-2	0-0	0-0	3	3	6	0	0	1	0	2	2	-7
Feb. 26	@UCF*															
Mar. 2	COLORADO*															
Mar. 5	@Cincinnati*															
Mar. 8	IOWA STATE*															

## ONYENSO'S CAREER STATS

YEAR	GP	GS	Min	Avg.	FGM	FGA	Pct.	3FGM	3FGA	Pct.	FTM	FTA	Pct.	Off	Def	Tot	Avg.	PF	Ast	TO	Blk	Stl	Pts	Avg.
*2022-23 (Fr.)	16	0	111	6.9	18	34	.529	0	0	.000	4	7	.571	18	24	42	2.6	8	2	4	16	3	40	2.5
*2023-24 (So.)	24	14	450	18.7	33	60	.550	0	1	.000	20	34	.588	43	71	114	4.8	34	5	17	66	7	86	3.6
2024-25 (Jr.)	18	0	188	10.5	25	34	.735	0	0	.000	8	11	.727	15	29	44	2.4	18	1	3	15	4	58	3.2
Totals	58	14	749	12.9	76	128	.594	0	1	.000	32	52	.615	76	124	200	3.4	60	8	24	97	14	184	3.2

\*at Kentucky



## K-STATE BROADCAST NOTES

**2024-25  
Record/Conf:**  
13-14/7-9 Big 12

**National  
Rankings:**  
nr / AP  
nr / Coaches

**Last Game:**  
Lost to Arizona State,  
66-54,  
Feb. 23, 2025

**Next Game:**  
Feb. 26, 2025  
at UCF

**Head Coach:**  
**Jerome Tang**  
(Charter Oak State '07)  
**KS:** 58-38 / 3rd  
**CAR:** 60-38 / 3rd+

**Assistants**  
Ulric Maligi  
Jareem Dowling  
Rodney Perry  
Marco Borne  
Anthony Winchester

**2024-25  
Schedule**  
Fort Hays St., W 70-54  
New Orleans, W 89-65  
Cleveland St., W 77-64  
LSU, L 65-76  
Miss. Valley, W 74-56  
vs. GW, W 83-71

vs. Liberty, L 65-67  
vs. Longwood, W 80-64  
UAPB, W 120-73  
@St. John's, L 71-88  
Drake, L 70-73 [OT]  
@Wichita State, L 65-84  
16/17 Cincinnati\*, W 70-67  
@TCU\*, L 62-63  
@Oklahoma State\*, L 66-79

12/11 Houston\*, L 57-87  
Texas Tech\*, L 57-61  
@10/9 Kansas\*, L 74-84  
@Baylor\*, L 62-70  
23/23 WVU\*, W 73-60  
Oklahoma State\*, W 85-57

@3/3 Iowa State\*, W 80-61  
@Arizona State\*, W 71-70  
16/17 Kansas\*, W 81-73  
13/13 Arizona\*, W 73-70  
@BYU\*, L 65-80  
@Utah\*, L 69-74  
Arizona State\*, L 54-66  
@UCF\*

Colorado\*  
@Cincinnati\*  
Iowa State\*




### DUG McDANIEL

G / Jr. / 5-11 / 175  
Washington, D.C.  
[Michigan]



### DAVID N'GUESSAN

Guh-SAHN  
W / Sr. / 6-9 / 220  
De Lier, The Netherlands  
[Virginia Tech]



### MAX JONES

G / Sr. / 6-4 / 220  
Clearwater, Fla.  
[Cal State Fullerton]



### C.J. JONES

G / Jr. / 6-5 / 195  
East St. Louis, Ill.  
[UIC]



### MOBI IKEGWURUKA

EE-kay-gah-roo-KAY  
G / So. / 6-6 / 215  
Galway, Ireland  
[Elsworth CC]



### SPENCER BAIN

walk-on  
G / Sr. / 6-2 / 190  
Overland Park, Kan.  
[Flagler College]



### DAVID CASTILLO

G / Fr. / 6-1 / 180  
Bartlesville, Okla.  
[Sunrise Christian]



### BRENDAN HAUSEN

HOSS-in  
G / Jr. / 6-4 / 205  
Amarillo, Texas  
[Villanova]



### TAJ MANNING

W / So. / 6-7 / 230  
Grandview, Mo.  
[La Lumiere Ind.]



### BAYE FALL

BYE  
W / So. / 6-11 / 215  
Dakar, Senegal  
[Arkansas]



### MACALEAB RICH

goes by nickname "Buddy"  
W / So. / 6-7 / 235  
East St. Louis, Ill.  
[East St. Louis]



### COLEMAN HAWKINS

W / Sr. / 6-10 / 235  
Sacramento, Calif.  
[Illinois] **PRE ALL-BIG 12**



UGONNA  
ONYENSO  
ooo-GAH-na ON-yen-so  
C / Jr. / 7-0 / 247  
Owerri, Imo State, Nigeria  
[Kentucky]



### TYREEK SMITH

mid-season transfer  
W / Sr. / 6-8 / 225  
Baton Rouge, La.  
[SMU]

SEASON / CAREER STATS								
GP/GS	PPG	RPG	APG	SPG	FG%	3FG%	FT%	
23-24	26/26	16.3	3.7	4.7	1.1	41.0	36.8	77.4
Season	26/17	11.2	2.7	4.7	1.7	39.6	27.4	68.4
Big 12	16/16	12.2	2.7	4.8	1.4	39.6	28.2	71.4
Career	86/69	11.7	3.2	4.2	1.3	39.8	33.6	75.4

SEASON / CAREER STATS								
GP/GS	PPG	RPG	APG	BPG	FG%	3FG%	FT%	
23-24	34/21	7.8	6.8	0.9	0.8	58.4	16.7	41.7
Season	27/27	12.9	7.2	1.4	0.9	63.2	28.6	58.4
Big 12	16/16	12.3	7.6	1.3	1.1	60.6	22.2	60.3
Career	147/66	6.7	4.6	0.8	0.6	60.5	27.3	49.2

SEASON / CAREER STATS								
GP/GS	PPG	RPG	APG	SPG	FG%	3FG%	FT%	
23-24	24/21	15.3	3.0	1.9	1.7	38.3	38.5	78.7
Season	27/27	9.6	3.9	2.0	0.8	41.1	37.3	73.8
Big 12	16/16	10.2	4.3	1.8	1.0	39.6	35.4	76.9
Career	111/108	14.8	3.8	2.2	1.2	42.8	36.5	79.2

SEASON / CAREER STATS								
GP/GS	PPG	RPG	APG	SPG	FG%	3FG%	FT%	
23-24	33/31	11.4	3.5	4.8	0.9	42.5	37.8	61.6
Season	27/19	6.2	1.7	1.6	0.6	41.7	32.6	66.7
Big 12	16/1	5.7	1.8	1.1	0.5	41.9	28.6	61.1
Career	89/59	8.1	2.4	3.0	0.8	39.9	35.2	64.4

SEASON / CAREER STATS								
GP/GS	PPG	RPG	APG	SPG	FG%	3FG%	FT%	
23-24	21/13	19.0	10.3	1.5	2.1	59.4	50.0	70.5
Season	19/0	2.2	2.4	0.1	0.7	60.7	—	57.1
Big 12	15/0	2.4	2.6	0.1	0.8	56.0	—	57.1
Career	19/0	2.2	2.4	0.1	0.7	60.7	—	57.1

SEASON / CAREER STATS								
GP/GS	PPG	RPG	APG	SPG	FG%	3FG%	FT%	
23-24	31/7	3.4	1.5	1.0	0.4	33.0	29.3	61.1
Season	5/0	0.0	0.2	0.0	0.0	0.0	0.0	—
Big 12	2/0	0.0	0.0	0.0	0.0	—	—	—
Career	118/20	4.1	1.3	1.2	0.4	40.0	37.9	71.4

SEASON / CAREER STATS								
GP/GS	PPG	RPG	APG	SPG	FG%	3FG%	FT%	
23-24	—	—	—	—	—	—	—	—
Season	26/2	2.5	0.6	0.7	0.3	24.7	27.6	86.7
Big 12	15/0	1.9	0.4	0.6	0.5	25.8	28.0	83.3
Career	26/2	2.5	0.6	0.7	0.3	24.7	27.6	86.7

SEASON / CAREER STATS								
GP/GS	PPG	RPG	APG	SPG	FG%	3FG%	FT%	
23-24	34/0	6.2	1.6	0.5	0.4	39.2	38.1	86.7
Season	27/27	11.8	2.5	0.9	0.6	40.3	39.9	83.1
Big 12	16/16	10.3	2.4	0.8	0.5	37.0	37.4	93.3
Career	93/27	6.8	1.5	0.6	0.4	40.5	39.7	83.7

SEASON / CAREER STATS								
GP/GS	PPG	RPG	APG	SPG	FG%	3FG%	FT%	
23-24	14/1	1.0	1.1	0.1	0.1	62.5	33.3	42.9
Season	7/0	0.9	0.7	0.0	0.1	50.0	50.0	—
Big 12	2/0	0.0	1.0	0.0	0.5	0.0	0.0	—
Career	21/1	1.0	1.0	0.1	0.1	58.3	42.9	42.9

SEASON / CAREER STATS								
GP/GS	PPG	RPG	APG	BPG	FG%	3FG%	FT%	
23-24	9/0	0.8	1.3	—	0.7	50.0	—	33.3
Season	4/0	2.5	1.5	0.0	2.3	60.0	—	—
Big 12	—	—	—	—	—	—	—	—
Career	13/0	1.3	1.4	0.0	1.2	60.0	—	33.3

SEASON / CAREER STATS								
GP/GS	PPG	RPG	APG	SPG	FG%	3FG%	FT%	
23-24	16/0	3.8	2.5	0.1	0.3	69.2	—	53.8
Season	11/0	6.1	1.9	0.2	0.5	65.8	57.1	81.3
Big 12	3/0	4.0	1.0	0.0	0.0	75.0	—	—
Career	27/0	4.7	2.3	0.1	0.4	67.5	44.4	69.0

SEASON / CAREER STATS								
GP/GS	PPG	RPG	APG	SPG	FG%	3FG%	FT%	
23-24	35/35	12.1	6.1	2.7	1.5	45.1	36.9	79.2
Season	26/26	10.7	6.7	4.5	2.0	39.8	30.6	58.1
Big 12	15/15	11.7	6.4	4.8	1.7	41.4	31.6	63.6
Career	152/108	8.3	5.0	2.5	1.1	43.1	31.6	67.1

SEASON / CAREER STATS								
GP/GS	PPG	RPG	APG	BPG	FG%	3FG%	FT%	
23-24	24/14	3.6	4.8	0.2	2.8	55.0	0.0	58.8
Season	18/0	3.2	2.4	0.1	0.8	73.5	—	72.7
Big 12	11/0	3.3	2.3	0.1	1.0	84.2	—	57.1
Career	58/14	3.2	3.4	0.1	1.7	59.4	0.0	61.5

SEASON / CAREER STATS								
GP/GS	PPG	RPG	APG	BPG	FG%	3FG%	FT%	
23-24	33/13	8.2	5.4	0.5	1.7	58.4	—	68.1
Season	—	—	—	—	—	—	—	—
Big 12	—	—	—	—	—	—	—	—
Career	128/29	5.0	3.8	0.4	1.0	60.0	22.2	64.2

CAREER-HIGHS		
PTS	33	twice
REB	8	5 times
AST	11	2/8/25 vs. 16/17 Kansas
STL	5	4 times
MIN	45	12/19/23 vs. Florida

CAREER-HIGHS		
PTS	23	12/6/22 vs. ACU
REB	17	1/4/25 at TCU
AST	5	11/28/23 vs. ORU
BLK	4	1/25/25 vs. WVU
MIN	40	12/17/24 vs. Drake

CAREER-HIGHS		
PTS	39	3/16/21 at Florida Tech
REB	10	1/12/22 vs. Rollins
AST	7	twice
STL	4	5 times
MIN	46	11/18/22 at Pacific

CAREER-HIGHS		
PTS	25	1/13/24 vs. Bradley
REB	6	3 times
AST	14	2/28/24 vs. Drake
STL	5	11/11/22 vs. Loyola
MIN	47	3/7/24 vs. So. Illinois

CAREER-HIGHS		
PTS	27	12/9/23 at W. Iowa Tech
REB	17	2/10/24 vs. Marshalltown
AST	3	multiple times
STL	5	twice
MIN	34	twice

CAREER-HIGHS		
PTS	16	1/4/23 vs. Columbus St.
REB	6	11/19/22 vs. Spring Hill
AST	6	twice
STL	3	twice
MIN	35	twice

CAREER-HIGHS		
PTS	17	12/1/24 vs. UAPB
REB	3	3 times
AST	2	3/17/24 vs. Drake
STL	2	twice
MIN	23	1/18/25 at Kansas

CAREER-HIGHS		
PTS	27	12/7/24 at St. John's
REB	6	2/27/24 vs. Georgetown
AST	4	12/30/24 vs. Cincinnati
STL	3	2/1/25 at Iowa State
MIN	37	12/7/24 at St. John's

CAREER-HIGHS		
PTS	6	12/1/24 vs. UAPB
REB	4	11/22/23 vs. C. Ark.
AST	1	twice
STL	1	twice
MIN	15	1/2/24 vs. Chicago St.

CAREER-HIGHS		
PTS	4	3 times
REB	4	twice
AST	—	—
BLK	2	3 times
MIN	11	11/9/24 vs. Cleve. St.

CAREER-HIGHS		
PTS	20	12/21/24 at WSU
REB	9	12/17/23 vs. Nebraska
AST	2	11/19/24 vs. MVSU
STL	2	12/21/24 at WSU