



KNIGHTS

BASKETBALL



SATURDAY, MARCH 1, 2025 | 4 P.M. ET

15-13

OVERALL

6-11

BIG 12

77

NET RANKING

Johnny Dawkins

HEAD COACH / DUKE, 1986

163-116

AT UCF, 9TH SEASON

319-231

OVERALL, 17TH SEASON

UCF KNIGHTS

ESPN BPI - 73

KenPom - 77



at



Fort Worth, Texas
Schollmaier Arena (6,800)

15-13

OVERALL

8-9

BIG 12

76

NET RANKING

Jamie Dixon

HEAD COACH / TCU, 1987

175-123

AT TCU, 9TH SEASON

503-246

OVERALL, 22ND SEASON

TCU HORNEFROGS

ESPN BPI - 68

KenPom - 85

2024-25 SCHEDULE & RESULTS

Overall Record: 15-13

Big 12 Conference: 6-11 | Non-Conference: 9-2 | vs. Top 25: 1-6

Home: 12-5 | Away: 2-6 | Neutral: 1-2

Nov. 4	#13/15 Texas A&M	ESPN+	W, 64-61
Nov. 8	Purdue Fort Wayne	ESPN+	W, 75-68
Nov. 12	Florida Atlantic	ESPN+	W, 100-94
Nov. 19	Tennessee Tech	ESPN+	W, 80-69
Nov. 22	vs. #19/25 Wisconsin*	CBS Sports Network	L, 86-70
Nov. 24	vs. LSU*	CBS Sports Network	L, 109-102 (3OT)
Nov. 27	Milwaukee	ESPN+	W, 84-76
Dec. 1	California Baptist	ESPN+	W, 74-59
Dec. 8	Tarleton State	ESPN+	W, 66-51
Dec. 14	vs. Tulsa*	ESPNU	W, 88-75
Dec. 21	Jacksonville	ESPN+	W, 86-66



Dec. 31	at Texas Tech*	ESPN+	W, 87-83
Jan. 5	#7/7 Kansas*	ESPN+	L, 99-48
Jan. 8	Colorado*	ESPN+	W, 75-74
Jan. 11	at Arizona*	ESPN	L, 88-80
Jan. 14	at Arizona State*	ESPNU	W, 95-89
Jan. 18	#10/8 Houston*	CBS Sports Network	L, 69-68
Jan. 21	at #3/4 Iowa State*	ESPN+	L, 108-83
Jan. 25	TCU*	ESPN+	W, 85-58
Jan. 28	at #11/11 Kansas*	ESPN+	L, 91-87
Feb. 1	BYU*	ESPN+	L, 81-75
Feb. 5	Cincinnati*	CBS Sports Network	L, 93-83
Feb. 8	at Baylor*	ESPN+	L, 91-76
Feb. 11	#10/10 Iowa State*	ESPN+	L, 77-65
Feb. 15	at Colorado*	ESPN+	L, 76-63
Feb. 19	at Oklahoma State*	ESPNU	L, 104-95
Feb. 23	Utah*	ESPN+	W, 76-72
Feb. 26	Kansas State*	ESPN+	W, 80-76
March 1	at TCU*	ESPN+	4 p.m.
March 5	Oklahoma State*	ESPN+	7 p.m.
March 8	at West Virginia*	ESPN+	5 p.m.

2025 Phillips 66 Big 12 Men's Basketball Championship

March 11-15 Kansas City, Mo.

* - Greenbrier Tip-Off

% - AutoNation Orange Bowl Basketball Classic

* - Big 12 Conference contest

Home games are in bold

Rankings listed are AP/Coaches polls, receiving votes not displayed

All times Eastern

SOCIAL KNIGHTS

Twitter/X @UCF_MBB
Instagram @UCF.MBB
Facebook /UCFMensBasketball
UCF Athletics (Twitter/X) @UCFKnights
Hashtag #ChargeOn
Website www.ucfknights.com

BROADCAST INFORMATION

Media	Channel	PxP	Analyst
TV	ESPN+	Ted Emrich	BJ Taylor
Radio	FM 96.9 The Game	Marc Daniels	-

SERIES AT A GLANCE

Overall	UCF leads 2-1
In Fort Worth	UCF leads 1-0
Last Meeting	Jan. 25, 2025: UCF wins 85-58 in Orlando

UCFacts - KNIGHT NOTES

MAGNIFICENT MOUSTAPHA

- ✦ Freshman Moustapha Thiam swatted eight blocks vs. Kansas State on Feb. 26, tying a UCF record for blocks in a game. He also earned his first career double-double in the process, scoring 11 points while pulling in 10 rebounds.
- ✦ He is the only freshman across the Power 4 and Big East to average 10+ points, 5+ rebounds and 2.5+ blocks per contest this season. He is one of just 11 freshmen to average 10+ points and 5+ boards, joined by fellow Big 12 star VJ Edgecombe as well as other big names such as Duke's Cooper Flagg and Rutgers' Ace Bailey.
- ✦ Thiam has scored double-digit points in 14 games, including a career-best 18 points three times (No. 10/8 Houston, at Baylor, Utah)
- ✦ He's swatted aside five or more blocks in six contests, with his highest being eight against Kansas State Feb. 26 and six against then-No. 13/15 Texas A&M on opening night and Tarleton St. Dec. 8.
- ✦ With 67 blocks, the freshman is close to setting the UCF rookie record for rejections in a season, looking to dethrone UCF legend Tacko Fall who posted 70 blocks his rookie season. Thiam has already passed UCF's first lottery and first round pick in program history in blocks as Taylor Hendricks had 59 during the 2022-23 campaign.
- ✦ Thiam now leads the Big 12 in blocks after trailing Arizona State's Jayden Quaintance for the entirety of the season.






KEYSHAWN IS KEY, BEST IN THE BIG 12

- ✦ Keyshawn Hall currently leads the Big 12 in scoring in both the regular season (19.1 ppg) and in conference play (21.6 ppg)
- ✦ He has 14 20+, three 30+, and one 40 point game while scoring double-digits in all but three games this season. Ten of his 20+ point performances are in conference play.
- ✦ With his 34-point game at Oklahoma State, Hall earned his 30+ point games this season and fourth in his career.
- ✦ With the outing at Oklahoma State Feb. 19, Hall passed UCF's Isaiah Sykes in 20+ point games in a single season as he had 12 outings of 20 or more points in 2012-13 after having 11 the year prior. Next on the list for Hall to catch is Jermaine Taylor who had 19 in 2007-08 before posting 21 in 2008-09. Taylor later became UCF's second NBA draft pick and first in the modern era.
- ✦ Hall has had some hot starts versus Big 12 foes, starting six-for-six including four-for-five from deep on his way to 40 points at Arizona State; and started seven-for-seven including three-of-three from beyond against Texas Tech.
- ✦ Hall has been heating up as the season has gone on, shooting much higher clips over the last 19 games than the first nine.
 - ✦ **First nine games:** 14.7 points per game, 38.2% from the field, 25% from three-point range
 - ✦ **Next 19 games:** 21.2 points per game, 47.5% from the field, 41.3% from three-point range
- ✦ Hall saw his streak of four consecutive 20+ point outings snapped with 19 points at Baylor on Feb. 8. The streak matched a career-high as he tallied 26 vs. TCU, 40 at #11 Kansas, 20 vs. BYU and 23 vs. Cincinnati. He also scored 20 or more points in back-to-back games three different times this season: 22 at Arizona (Jan. 11) then 40 at Arizona State (Jan. 14), 21 vs. Jacksonville (Dec. 21) then 22 at Texas Tech (Dec. 31) and 26 vs. Florida Atlantic (Nov. 12) then 20 vs. Tennessee Tech (Nov. 19).
- ✦ Hall has a pair of double-doubles so far this season. The first was his second outing with UCF, scoring 14 points with 12 rebounds against Purdue Fort Wayne while his second saw him drain 21 points and haul in 10 rebounds against LSU at The Greenbrier.

DECLARED THE CATS

- ✦ The Knights earned an 80-76 victory over Kansas State for the program's first back-to-back Big 12 wins this season. The win avenged UCF's inaugural Big 12 Conference game loss as UCF lost 77-52 in Manhattan last season.
- ✦ Moustapha Thiam nearly had the program's first triple-double in over a decade, posting 11 points, 10 rebounds and eight blocks, which tied a program record. The performance marked Thiam's first career double-double. Keyshawn Hall and Darius Johnson both posted 20+ points, scoring 26 and 23 respectively.
- ✦ The Black and Gold built a lead of eight or more points seven different times during the contest, including a game-high of 11 while leading for 36:42 of the game, including all of the second half. The Knights fended off a late Kansas State run as the Wildcats clawed their way back to trail by a single possession with just over two minutes left.

LAST GAME'S STARTING FIVE

	1 Nikey Williams	GP-GS	Pts.	Reb.	Ass.	FG%	3P%	FT%
	3 Darius Johnson	GP-GS	Pts.	Reb.	Ass.	FG%	3P%	FT%
	4 Keyshawn Hall	GP-GS	Pts.	Reb.	Ass.	FG%	3P%	FT%
	15 Tyler Hendricks	GP-GS	Pts.	Reb.	Ass.	FG%	3P%	FT%
	52 Moustapha Thian	GP-GS	Pts.	Reb.	Blk.	FG%	3P%	FT%



IT'S UCF...NOT CENTRAL FLORIDA

A warm Sunshine State hello to all our new conference-mates in the Big 12 and to others we may not have crossed paths with before. The 2024-25 season is our second in our new conference, and we'd like to make sure we are referred to correctly on all accounts. Please refer to the University of Central Florida as "UCF," not "Central Florida," on all references. Also, we are not the "Golden Knights," instead, we are simply known as the "Knights."

TEAM COMPARISON

UCF			TCU		
Big 12	Nat'l	Value	Stat Category	Value	Nat'l
5	60	78.9	Points per Game	67.6	320
16	339	80.1	Scoring Defense	68.4	74
14	254	-1.2	Scoring Margin	-0.8	243
15	304	42.3	Field Goal %	42.1	309
15	279	45.5	Opponent Field Goal %	44.5	222
10	235	33.1	3-Point %	30.3	334
6	102	8.4	3-Point Makes per Game	6.1	324
12	192	33.6	Opponent 3-Point %	31.3	60
1	21	77.7	Free Throw %	65.3	342
2	13	17.5	Free Throws Made per Game	12.6	260
8	136	36.11	Rebounds per Game	34.07	252
4	58	12.32	Offensive Rebounds per Game	11.36	122
14	288	-2.1	Rebound Margin	+0.7	192
10	143	14.1	Assists per Game	12.3	278
12	228	12.3	Turnovers per Game	11.7	161
4	66	13.57	Turnovers Forced per Game	13.14	87
12	184	1.15	Assist-to-Turnover Ratio	1.05	243
5	80	7.8	Steals per Game	7.3	123
4	52	4.4	Blocks per Game	3.1	199
14	273	17.14	Bench Points per Game	21.36	147

bold & italic indicates top 50 national ranking - stats updated to include games through Wed., Feb. 26

SERIES INFORMATION

Total Meetings	3
Series	UCF leads 2-1
in Orlando / Fort Worth / Neutral	1-0 / 1-0 / 0-1
Last Meeting	Jan. 25, 2025; UCF wins 85-58 in Orlando
Last UCF Win	Jan. 25, 2025; 85-58
Last Home Win	Jan. 25, 2025; 85-58
Last Road Win	March 9, 2024; 79-77
Last Neutral Win	N/A
Last Loss	March 28, 2017; 68-53
Last Home Loss	N/A
Last Road Loss	N/A
Last Neutral Loss	March 28, 2017; 68-53
Largest Margin of Victory	27: Jan. 25, 2025; 85-58
Largest Margin of Defeat	15: March 28, 2017; 68-53
Streak	UCF W2

Previous Meetings			
Date	H/A/N	W/L	Result
Jan. 25, 2025	H	W	85-58
March 9, 2024	A	W	79-77
March 28, 2017	N	L	68-53

RECORD BY STARTING LINEUP

GUARD	GUARD	GUARD/FWD	GUARD/FWD	FORWARD	RECORD/PPG
Da. Johnson	Ivy-Curry	Coleman	Hall	Thiam	10-10 / 79.8
Da. Johnson	Ivy-Curry	Coleman	Hall	Jocius	1-0 / 84.0
Da. Johnson	Machowski	Coleman	Hall	Thiam	1-0 / 74.0
Da. Johnson	Ivy-Curry	Sellers	Hall	Thiam	0-1 / 48.0
Da. Johnson	Ivy-Curry	Coleman	Hall	B. Williams	1-0 / 95.0
Da. Johnson	M. Williams	Coleman	Hall	Thiam	0-1 / 63.0
Da. Johnson	Ivy-Curry	M. Williams	Hall	Jocius	0-1 / 95.0
Da. Johnson	Machowski	M. Williams	Hall	Thiam	1-0 / 76.0
Da. Johnson	Hendricks	M. Williams	Hall	Thiam	1-0 / 80.0

PPG represents points scored by UCF in games with starting lineup, not the starters' combined stats. Lineups in order that they debuted in.

BY THE NUMBERS

21

Darius Johnson became the 21st Knight to reach the 1,000 point mark while wearing a UCF uniform, doing so on Nov. 19, 2024.

28

28 percent of the preseason AP Top 25 was on UCF's schedule to begin the 2024-25 campaign.

8

UCF has improved on its steals per game dip in each of Dawkins' eight seasons, finishing last season with 8.7 per game, ranking 22nd nationally.

57.9

UCF's transfers on the 2024-25 roster combined for 57.9 points per game last season, led by Ivy-Curry's 17.1 and Hall's 16.6.

11

11 total newcomers rostered; UCF is one of 42 D-I teams with 11 or more.

5

The 2023-24 season was the fifth straight campaign that UCF improved on its blocks per game mark, averaging 5.0 last season.

36.0

UCF returns five players who contributed 36.0 points per game. Johnson and Sellers combined for 31.1 of those PPG.

9

Nine ranked matchups are on UCF's schedule to start 2024-25. Opening night against #13 Texas A&M was one of five ranked foes at home.

3

UCF beat a program record three ranked opponents during the 2023-24 season, including its highest ranked win over #3 Kansas.

NATIONALLY RANKED KNIGHTS

Darius Johnson

Category	Value	NCAA Rk.	Big 12 Rk.
Points per Game	15.3	241	10
Steals per Game	2.29	18	1
Steals	64	20	1
Assists per Game	4.2	125	10
Assists	118	109	8
Three Pointers Made	67	132	8
Three Pointers Made per Game	2.39	143	10
Free Throw Percentage	80.7	181	15
Minutes per Game	33:50	133	4

Keyshawn Hall

Category	Value	NCAA Rk.	Big 12 Rk.
Points per Game	19.1	39	1
Free Throws	160	9	1
Free Throws Attempted	196	17	1
Free Throw Percentage	81.6	157	13
Field Goal Percentage	44.8	222	9
Rebounds per Game	6.8	196	10
Defensive Rebounds per Game	4.79	180	8
Offensive Rebounds per Game	2.00	295	18
Minutes per Game	32:51	217	8

Jordan Ivy-Curry

Category	Value	NCAA Rk.	Big 12 Rk.
Points per Game	13.1	492	18
Free Throw Percentage	84.5	86	7
Three Pointers Made	55	289	14
Three Pointers Made per Game	2.04	264	16
Steals per Game	1.41	293	16

Moustapha Thiam

Category	Value	NCAA Rk.	Big 12 Rk.
Blocks	67	9	1
Blocks per Game	2.68	5	1
Offensive Rebounds per Game	2.52	123	12

stats updated to include games through Wed., Feb. 26

QUICK GLANCE - GAME LEADERS

Points

Keyshawn Hall - 16
Jordan Ivy-Curry - 5
Darius Johnson - 4
Moustapha Thiam - 2
Deebo Coleman - 1

Rebounds

Keyshawn Hall - 13
Moustapha Thiam - 8
Deebo Coleman - 3
Jordan Ivy-Curry - 3
JJ Taylor - 2

Darius Johnson - 1
Benny Williams - 1
Mikey Williams - 1

Assists

Darius Johnson - 19
Jordan Ivy-Curry - 6
Keyshawn Hall - 4
Dior Johnson - 2
Benny Williams - 2

Steals

Darius Johnson - 14
Jordan Ivy-Curry - 9
Deebo Coleman - 6
Keyshawn Hall - 2
Benny Williams - 2
Tyler-Hendricks
Dior Johnson - 1
Nils Machowski - 1
Jaylin Sellers - 1

Blocks

Moustapha Thiam - 21
Benny Williams - 5
Keyshawn Hall - 5
Darius Johnson - 2
JJ Taylor - 2

Deebo Coleman - 1
Tyler Hendricks - 1
Jordan Ivy-Curry - 1
Rokas Jocius - 1
Nils Machowski - 1
Mikey Williams - 1

Double-Digit Points

Keyshawn Hall - 25
Darius Johnson - 22
Jordan Ivy-Curry - 20
Moustapha Thiam - 14
Deebo Coleman - 3
JJ Taylor - 3
Mikey Williams - 2
Rokas Jocius - 1
Dior Johnson - 1
Nils Machowski - 1

IN UCF WINS VS. LOSSES

	In UCF Wins	In UCF Losses
Points per Game	81.0	76.5
Opponent Points per Game	71.4	90.2
Field Goal Percentage	45.5%	39.0%
Opponent Field Goal Percentage	43.0%	48.2%
3-Point Percentage	36.5%	29.4%
Opponent 3-Point Percentage	33.4%	33.9%
Free Throw Percentage	79.0%	76.0%
Opponent Free Throw Percentage	72.2%	76.0%
Turnovers per Game	12.0	12.5
Opponent Turnovers per Game	14.8	12.2
Rebounds per Game	36.0	36.2
Offensive Rebounds per Game	11.5	13.2
Rebound Margin	+2.0	-6.8
Assists per Game	15.5	12.5

CONSECUTIVE STARTS

Player	Active UCF Streak	Longest UCF Streak	Longest Career Streak
Darius Johnson	51	51	51*
Keyshawn Hall	28	28	28*
Mike Williams	4	4	4*
Moustapha Thiam	2	9	9
Tyler Hendricks	1	1	1*
Jordan Ivy-Curry	0	16	21
Rokas Jocius	0	1	14
Dallan "Deebo" Coleman	0	12	21
Jaylin Sellers	0	17	45
Benny Williams	0	1	15
Nils Machowski	0	1	1
Elijah Hulsewe	0	0	7

*indicates active longest career streak

GAME-BY-GAME LINEUP

Opp.	LINEUP (G-G-G/F-G/F-C)
#13/15 Texas A&M	Da. Johnson - Ivy-Curry - Coleman - Hall - Thiam
Purdue Duece Ford Wayne	Da. Johnson - Ivy-Curry - Coleman - Hall - Thiam
Florida Atlantic	Da. Johnson - Ivy-Curry - Coleman - Hall - Thiam
vs. #19/25 Wisconsin	Da. Johnson - Ivy-Curry - Coleman - Hall - Thiam
vs. LSU	Da. Johnson - Ivy-Curry - Coleman - Hall - Jocius
Milwaukee	Da. Johnson - Machowski - Coleman - Hall - Thiam
California Baptist	Da. Johnson - Ivy-Curry - Coleman - Hall - Thiam
Tarleton State	Da. Johnson - Ivy-Curry - Coleman - Hall - Thiam
vs. Tulsa	Da. Johnson - Ivy-Curry - Coleman - Hall - Thiam
Jacksonville	Da. Johnson - Ivy-Curry - Coleman - Hall - Thiam
at Texas Tech	Da. Johnson - Ivy-Curry - Coleman - Hall - Thiam
#7/7 Kansas	Da. Johnson - Ivy-Curry - Sellers - Hall - Thiam
Colorado	Da. Johnson - Ivy-Curry - Coleman - Hall - Thiam
at Arizona	Da. Johnson - Ivy-Curry - Coleman - Hall - Thiam
at Arizona State	Da. Johnson - Ivy-Curry - Coleman - Hall - B. Williams
#10/8 Houston	Da. Johnson - Ivy-Curry - Coleman - Hall - Thiam
at #3/4 Iowa State	Da. Johnson - Ivy-Curry - Coleman - Hall - Thiam
TCU	Da. Johnson - Ivy-Curry - Coleman - Hall - Thiam
at #11/11 Kansas	Da. Johnson - Ivy-Curry - Coleman - Hall - Thiam
BYU	Da. Johnson - Ivy-Curry - Coleman - Hall - Thiam
Cincinnati	Da. Johnson - Ivy-Curry - Coleman - Hall - Thiam
at Baylor	Da. Johnson - Ivy-Curry - Coleman - Hall - Thiam
#10/10 Iowa State	Da. Johnson - Ivy-Curry - Coleman - Hall - Thiam
at Colorado	Da. Johnson - M. Williams - Coleman - Hall - Thiam
at Oklahoma State	Da. Johnson - Ivy-Curry - M. Williams - Hall - Jocius
Utah	Da. Johnson - Machowski - M. Williams - Hall - Thiam
Kansas State	Da. Johnson - Hendricks - M. Williams - Hall - Thiam
at TCU	
Oklahoma State	
at West Virginia	

NCAA NET BREAKDOWN

QUAD 1 WINS



Texas A&M
W, 64-61
Nov. 4, 2024



at Texas Tech
W, 87-83
Dec. 31, 2024



at Arizona State
W, 95-89
Jan. 14, 2025

QUAD 1

3-9, One Game Remains

NET	Date	Opponent	Result
3	1/18/25	Houston*	L, 69-68
7	12/31/24	at Texas Tech*	W, 87-83
9	1/11/25	at Arizona*	L, 88-80
10	1/21/25	at Iowa State*	L, 108-83
10	2/11/25	Iowa State*	L, 77-65
11	11/22/24	vs. Wisconsin	L, 86-70
19	1/28/25	at Kansas*	L, 91-87
19	1/5/25	Kansas*	L, 99-48
20	11/4/24	Texas A&M	W, 64-61
28	2/1/25	BYU*	L, 81-75
31	2/8/25	at Baylor*	L, 91-76
47	3/8/25	at West Virginia*	Yet to be played
63	1/14/25	at Arizona State*	W, 95-89

QUAD 2

1-4, One Game Remains

NET	Date	Opponent	Result
46	2/5/25	Cincinnati*	L, 93-83
74	2/23/25	Utah*	W, 76-72
76	3/1/25	at TCU*	Yet to be played
80	11/24/24	vs. LSU	L, 109-102 (3OT)
93	2/15/25	at Colorado*	L, 76-63
95	2/19/25	at Oklahoma State*	L, 104-95

QUAD 3

6-0, One Game Remains

NET	Date	Opponent	Result
76	1/25/25	TCU*	W, 85-58
82	2/26/25	Kansas State*	W, 80-76
93	1/8/25	Colorado*	W, 75-74
95	3/5/25	Oklahoma State*	Yet to be played
108	11/12/24	Florida Atlantic	W, 100-94
130	11/27/24	Milwaukee	W, 84-76
149	11/8/24	Purdue Fort Wayne	W, 75-68

QUAD 4

5-0

NET	Date	Opponent	Result
163	12/1/24	California Baptist	W, 74-59
180	12/21/24	Jacksonville	W, 86-66
277	11/19/24	Tennessee Tech	W, 80-69
278	12/14/24	vs. Tulsa	W, 88-75
310	12/8/24	Tarleton State	W, 66-51

NCAA NET Rankings information last updated through games Wed., Feb. 26

UCFacts - KNIGHT NOTES (CONT.)

TOPPING TCU; LARGEST WIN THIS SEASON

- ✦ In the first meeting of the season, UCF earned its biggest victory of the season, topping TCU 85-58 while leading wire-to-wire.
- ✦ The win was the largest by UCF over a Big 12 opponent since joining the league, topping a 14-point win over Texas Tech at home last season. TCU's 23 points was the lowest allowed in a half by UCF against a Big 12 foe while being members. The Horned Frogs' 58 points were just one more than the fewest that UCF has allowed to a Big 12 foe after allowing 57 at Houston last season. TCU became the third victim to score less than 60 points against UCF this season.
- ✦ Hall energized the Knights from the jump, sinking three straight threes on UCF's first three possessions. He hit the first of two free throws on the next trip down the floor, giving UCF a 10-0 lead after four possessions 2:22 into the game.
- ✦ TCU on the other hand struggled from distance as UCF held them to 0-12 in the first half and 1-20 on the evening. It's the second time this season UCF has held an opponent without a three in the first, the other time coming against Tarleton St.
- ✦ UCF's three highest scorers consisting of Keyshawn Hall, Jordan Ivy-Curry and Darius Johnson all hit three triples in the contest while Moustapha Thiam joined them as the fourth to score double-digit points on the night while adding five blocks.
- ✦ The Knights tied a season high with 13 made threes, seven of which came in the first half.
- ✦ Following the first loss to Iowa State, the Knights improved to 9-2 in games immediately following a 20+ point loss in Coach Dawkins' UCF tenure. The Knights have won six straight games after a 20+ point loss, a margin that has been a rare occurrence under Dawkins.

TREND SWAPS

- ✦ Prior to this season, UCF hung its hat on winning games on the defensive side of the ball. This season, it's been the offense.
- ✦ In Dawkins' previous eight seasons at the helm of the Black and Gold, the Knights averaged 68.9 points per game with the best clip in points per game sitting at 72.3 back in 2018-19, the last time UCF made the NCAA Tournament. This season, the offense has erupted, averaging 78.9 points per contest with 15 games of 80 or more points this season (52 total in JD era).
- ✦ The Knights' defense has allowed an average of 65.8 points per game over the previous eight seasons under Dawkins and has allowed 80.1 on the current campaign. The previous season-high never eclipsed 69.4 points per game (2020-21).
- ✦ UCF's defense allowed 90 points five times across Dawkins' first eight seasons and has allowed eight 90+ point games this season.

A TRIO OF SCORING THREATS

- ✦ The Knights go as their trio goes, with big differences in shooting percentages in wins vs. losses. Combined, the trio makes 6.0% more of their field goals and 4.2% more of their three-point attempts in games UCF wins.
- ✦ **In UCF Wins:** Johnson: 44.8 FG%, 44.0 3PT%; Hall: 47.5 FG%, 40.7 3PT%; Ivy-Curry: 43.5 FG%, 32.3 3PT%
- ✦ **In UCF Losses:** Johnson: 39.4 FG%, 36.5 3PT%; Hall: 42.3 FG%, 33.3 3PT%; Ivy-Curry: 34.8 FG%, 33.3 3PT%

DJ TURNING IT UP

- ✦ After earning some big career milestones earlier this season, Darius Johnson is close to a few more. He needs 19 points to earn his way to 10th place on UCF's all-time scoring list. He also needs just four more threes to be No. 5 in all-time made triples at UCF as well as eight away from reaching the 200 made triples mark, a feat only four Knights have accomplished.
- ✦ Johnson recently earned his 400th assist and 200th steal, making him one of three players in the Big 12 who boasted those numbers in their collegiate careers (at the time of DJ's accomplishment). Johnson jumped into sole possession of third place on UCF's career assists list while also sliding into second on UCF's career steals list, accomplishing both in Allen Fieldhouse in the Knights' four point loss to No. 11 Kansas on Jan. 28. (More on career ranking in record watch section on page nine.) He boasts the Knights' most steals in their D-I history.
- ✦ Johnson is closing in on breaking his own UCF Division I record of steals in a season at 73, achieved last season. He ranks 18th in the nation, averaging 2.29 steals per game. He finished last season 18th nationally and 2nd in the Big 12 in steals per game at 2.21. Earlier on the campaign, Johnson snatched an impressive season-high seven steals against California Baptist (Dec. 1), which at the time was tied for the most in NCAA DI on the season and tied a career-best for Johnson.
- ✦ Johnson has been a marksman from deep this season, hitting 40.6% of his threes this season, improving on his 39.4% from last season, which was a 12.5% improvement over his sophomore season. The current campaign has seen him tally nine games with a trio of three-point makes, including three instances of five or more. Earlier this season, he made eight threes, going 8-for-10 behind the arc against Milwaukee (Nov. 27) accounting for eight of UCF's 11 threes that day. At the time of achieving the feat, Johnson was tied for the most made threes in game for a Power 4 team on the season. The eight triples lifted Johnson to his best scoring performance in his career at Addition Financial Arena, scoring 28 points.

JORDAN IVY-CURRY BRINGING THE JUICE

- ✦ Transfer guard Jordan Ivy-Curry, who goes by the nickname Juice, has brought plenty of energy to UCF's offense. He has rattled home four or more three-pointers in five contests and has nine games where he's buried three or more triples. He nailed six three pointers at No. 3 Iowa State, tying a career high while setting a season high in points with 24.
- ✦ Ivy-Curry has already buried a career-high in three-pointers for a season, topping his previous best of 46 last season at UTSA.
- ✦ His first four games saw him tally at least 15 points and a trio of assists. He's had three or more assists in 12 of UCF's games thus far, including a season-high eight at No. 11 Kansas and a trio of games with five or more assists.
- ✦ He scored double-digit points in his first 11 games at UCF and only has seven games this season where he has come up short of scoring 10 or more points. The 11 straight games with double digits to start his UCF career was just one shy of tying Jaylin Sellers, who had 12 straight games with double-digit points last season to begin his UCF career. The last newcomer to top a dozen double-digit games at the start of their UCF career was Aubrey Dawkins who scored 10 or more points in 18 straight contests to begin his 2018-19 season, one that ended with the Knights in the NCAA Tournament.

ON POINT FROM DEEP

- ✦ UCF has made 10 or more three-pointers in nine games so far this season but did not do so during the month of February. The Knights hit 10 or more three pointers just twice last season. Additionally, UCF already has four games where they've shot 50% or better from the floor after doing that just four times in the previous campaign.
- ✦ The Knights average 8.4 made three pointers per game, close to the highest number of made threes during Dawkins' tenure at 8.8 during the 2021-22 campaign. The high clip has helped UCF to its highest scoring offense under Dawkins as well.
- ✦ After tying a season-high with 13 made threes against TCU, the Knights sunk a season-best 14 at No. 11 Kansas, tying the mark for most threes made against a Big 12 Conference foe in UCF's time in the league.

TURNOVER TIME

- ✦ The Knights are averaging 13.57 forced turnovers per game this season, nearing a trend from the last three seasons of UCF forcing north of 14.0 turnovers per game, including a 14.21 clip last season and a 14.82 mark in 2022-23, the highest during the Dawkins era.
- ✦ UCF's defense ranks No. 99 in turnover percentage according to KenPom with a 18.5% clip which indicates that about one of every five Knight possessions stemmed from a turnover. The Knights finished ranked 29th last season after recording a 20.4% mark.
- ✦ A big part of the high turnovers forced mark has been steals, as the Knights have snatched 7.8 steals per game, a mark that ranks fifth in the Big 12. UCF averaged 8.7 steals per game last season, ranking 22nd in D-I.
- ✦ The Black and Gold forced 23 turnovers against Tarleton St., the first time forcing 20+ in a game this season. UCF accomplished the feat four times last year, the most in any season under Dawkins. UCF has forced 20+ turnovers 16 times under Dawkins after the 22 forced against Colorado on Jan. 8.



QUICK FACTS

UCF INFORMATION

Location	Orlando, Fla.
Founded	1963
Enrollment	69,320
Nickname	Knights
Colors	Black and Gold
Conference	Big 12 Conference
University President	Alexander Cartwright
Director of Athletics	Terry Mohajir
Athletics Phone	(407) 823-2261
Ticket Office Phone	(407) 823-1000

ADDITION FINANCIAL ARENA

Capacity	10,000
Year Opened	Fall 2007
Home Record	176-85
Home Record Under Johnny Dawkins	105-40
Press Row Phone	(954) 531-4322

BASKETBALL HISTORY

First Year of Basketball	1969-70 (56th season)
First Year in Division I	1984-85 (41st season)
First Year in Big 12	2023-24 (2nd season)
All-Time Record	859-704/912-704*
NCAA Tournaments/Last	Five/2019

* 2008-09 (17-14), 2009-10 (15-17), 2010-11 (21-12) victories vacated due to NCAA sanctions

2024-25 TEAM INFORMATION

2023-24 Record	17-16
Conference Record/Finish	7-11/12th
Home Record	11-8
Road Record	3-7
Neutral Record	3-1
Conference Tournament	Second Round
Postseason	NIT First Round
Starters Returning/Lost	2/3
Total Returning/Lost	5/12
Newcomers	11

STRATEGIC COMMUNICATIONS

Primary Contact	Ken Landis
Cell Phone	(954) 531-4322
Email	klandis@athletics.ucf.edu
Secondary Contact	Ryan Ladika
Email	rladika@athletics.ucf.edu
Mailing Address	Roth Athletics Center 4192 North Orion Blvd. Orlando, FL 32816 www.UCFKnights.com
Website	@UCF_MBB
Twitter	UCF.MBB
Instagram	/UCFMensBasketball
Facebook	

CONFERENCE AFFILIATION HISTORY

	Independent 1984-90		Atlantic Sun 1993-05
	American South 1990-91		Conference USA 2005-13
	Sun Belt 1991-92		American Athletic 2013-23
	Independent 1992-93		Big 12 2023-present

UCFacts - KNIGHT NOTES (CONT.)

SNAPPING THE SKID, BEATING UTAH

- ◆ The Knights snapped their seven-game losing streak, the longest during the Dawkins era with a 76-72 win over Utah.
- ◆ Darius Johnson hit the game-winning layup with 2.8 seconds left marked the fourth time in the Dawkins era that UCF has made a game-winning shot with under three seconds left. The last time it happened was on Feb. 20, 2022 where Darin Green Jr. made a buzzer beater to beat ECU 69-66.
- ◆ Five Knights had double-digit points in the contest, with Moustapha Thiam leading the way with 18. Darius Johnson and Jordan Ivy-Curry each had a dozen points, while Keyshawn Hall had 11 and Deebo Coleman had 10.
- ◆ The meeting marked the first time UCF and Utah faced each other as conference foes, with just one meeting prior coming outside the continental United States in San Juan, Puerto Rico in 2006.

WELCOMING THE NEWCOMERS

- ◆ With its 76-72 victory over Utah on Feb. 23, UCF finished with a record of 3-2 against Big 12 newcomers this season.
- ◆ UCF finished its early season three-game stretch against three of the newest Big 12 additions, topping Colorado 75-74 and adding a road win at Arizona State 95-89. The lone loss was wedged between the two wins, falling to Arizona on the road 88-80.
- ◆ UCF went 0-6 against last season's group of newcomers and added a loss to BYU in the Big 12's postseason tournament. All seven of UCF's conference wins during the 2023-24 campaign came against legacy Big 12 schools.

PROTECTING HOME COURT, FILLING ADDITION FINANCIAL ARENA

- ◆ UCF has made a habit of protecting Addition Financial Arena under head coach Johnny Dawkins, going 104-40 at home.
- ◆ The Knights finished the out-of-league slate on an 11-game, regular season, home winning streak against non-conference foes, dating back to last season where UCF beat Maine, Florida A&M and Bethune-Cookman to wrap up nonconference.
- ◆ UCF's loss to Kansas snapped a perfect 8-0 home record this season; it goes down as the second-longest home winning streak under Dawkins.
- ◆ Dawkins and the Knights have earned six wins against ranked foes on their home floor, with an overall record of 6-12.
- ◆ For the second straight campaign, UCF set a record for most season tickets sold. UCF finished its inaugural Big 12 home schedule with all nine contests ranking in the top 20 in highest attended games in Addition Financial Arena's history, including a sellout against Kansas at 9,469 fans. A program record 134,240 fans attended UCF games in 2023-24 across 19 games in The City Beautiful.
- ◆ Four of this season's contests have cracked the top 20 highest attended games in the building's history.

60 POINTS OR LESS

- ◆ UCF is an impressive 77-9 when holding opponents to 60 points or less since Dawkins' arrival to start 2016-17.
- ◆ The Knights have posted an 94-18 record under Dawkins when holding an opponent under 40% shooting from the field. When holding a team to 33.3% or less, UCF is 37-2 under Dawkins. Furthermore, the Black and Gold are 15-1 when holding a team to under 30% from the field under their current head coach.

SPLITTING WITH THE BUFFS

- ◆ In the first meeting between the two sides this season, the Buffaloes shot over 50% from the field throughout the game's entirety and built a lead as big as 10 in the second half, but the Knights found a way to stop them when it mattered most. UCF held Colorado scoreless over the final 3:01 of the contest, including two scoring opportunities inside of five seconds to improve to 2-1 in league play with the 75-74 win. Jordan Ivy-Curry led the Knights in scoring with 22 points, sinking four three-pointers while Keyshawn Hall and Darius Johnson joined him in double-digit points, tallying 18 and 17, respectively.
- ◆ The Black and Gold forced the Buffaloes to commit 22 turnovers, which still stands as a season-high coughed up by Colorado and the second most the Knights have forced this season behind the 23 they forced against Tarleton State on Dec. 8.
- ◆ The second meeting saw UCF force 19 Colorado turnovers and outscore the Buffaloes 17-4 in points off turnovers, but ultimately fell 76-63 as the offense shot it's lowest clip at 34.4% since the Jan. 5 meeting with then-No. 11 Kansas (20.5%).
- ◆ UCF's Jan. 8 meeting with Colorado was the second win over the Buffaloes in program history and first since the 2017 meeting in the NIT between the two sides that saw the Knights earn a 79-74 win.

BRACKETOLOGY

- ◆ According to Joe Lunardi's bracketology (published Feb. 14), the Knights have fallen off the bubble after its recent losing skid. UCF was listed as the first team out of the NCAA Tournament field in the Nov. 19 bracketology release and were listed as the last team in the NCAA Tournament field via a Lunardi tweet following the Houston loss on Jan. 18.
- ◆ Despite being off the bubble for now, UCF has pocketed wins against some highly-seeded teams in the bracketology with a road win at Texas Tech and a home victory against Texas A&M.
- ◆ Overall, the Knights are scheduled to play or have played 10 teams projected to be in the NCAA Tournament field of 68 and an additional one on the bubble.
- ◆ The 11 teams listed in the field of 68 or just outside make up 13 games on UCF's schedule. They are: Texas A&M (2-seed; W, 64-61), Houston (2-seed; L, 69-68), Texas Tech (3-seed; W, 87-83), Arizona (3-seed; L, 88-80), Iowa State (3-seed; L, 108-83 and L, 77-65), Kansas (4-seed; L, 99-48 and L, 91-87), Wisconsin (4-seed; L, 86-70), Baylor (9-seed; L, 91-76), West Virginia (10-seed), BYU (Last Four In; L, 81-75), and Kansas State (Next Four Out).
- ◆ UCF faced 10 teams that made the NCAA Tournament last season. They are Houston (1-seed), Iowa State (2-seed), Baylor (3-seed), Kansas (4-seed), BYU (6-seed), Texas Tech (6-seed), Texas (7-seed), TCU (9-seed), South Dakota St. (15-seed) and Stetson (16-seed).
- ◆ A total of 12 teams that made last season's NCAA Tournament were on UCF's slate to begin the campaign.

SWEEP BY THE CYCLONES

- ◆ UCF dropped its second meeting of the season to Iowa State, extending UCF's losing streak to five games with a 77-65 result. The Knights had fewer turnovers and held the Cyclones to just 32 points in the first half, but ultimately saw Iowa State make 11 more free throws in a 12-point loss.
- ◆ The Knights were victims of "Hilton Magic" in their first visit to Ames in program history, falling 108-83. The contest marked the first time UCF surrendered 100 points in regulation under Dawkins. It was the first time allowing 100 since Florida hung 100 on UCF in Gainesville on Nov. 18, 1997. The 108 points Iowa State finished the contest with was the most in regulation since Southern scored 127 on Feb. 24, 1993. The Knights held an early 18-15 lead in Ames, but saw Iowa State continue to make shots to keep pace. With a 28-26 Iowa State lead with just under eight minutes to play in the first half, the Cyclones had turned the ball over seven times. They would take care of the ball the rest of the way, turning it over just three more times after that.

TOP TIER OPPONENTS IN FIRST 13 GAMES OF BIG 12 PLAY

- ◆ UCF's game against Iowa State on Feb. 11 was the 13th game of conference play, a stretch that saw UCF play in nine quad one games. The Knights snagged two quad one road wins against Texas Tech and Arizona State, plus a home quad one victory opening night against No. 13/15 Texas A&M. Additionally, six of UCF's first seven games in league play were quad one games.
- ◆ The Knights have played eight teams in league play that lost the game prior, winning three against those determined teams.
- ◆ UCF's four game stretch against No. 10/8 Houston, at No. 3/4 Iowa State, TCU and at No. 11/11 Kansas was the first stretch in program history where UCF played three top-11 teams in a four game span in a single season.

POLLS & RANKINGS

AP POLL				COACHES POLL			
Week 17 - Feb. 24				Week 17 - Feb. 24			
Rk.	Team (1st Votes)	Record	Pts.	Rk.	Team (1st Votes)	Record	Pts.
1	Auburn (60)	25-2	1500	1	Auburn (28)	25-2	748
2	Duke	24-3	1406	2	Duke (2)	24-3	708
3	Florida	24-3	1397 (0)	3	Florida	24-3	693
4	Houston	23-4	1327 (0)	4	Houston	23-4	660
5	Tennessee	22-5	1236 (0)	5	Tennessee	22-5	610
6	Alabama	22-5	1198 (0)	6	Alabama	22-5	607
7	St. John's	24-4	1132 (0)	7	St. John's	24-4	571
8	Michigan State	22-5	1055 (0)	8	Michigan State	22-5	512
9	Iowa State	21-6	1004 (0)	9	Iowa State	21-6	492
10	Texas Tech	21-6	915 (0)	10	Texas Tech	21-6	467
11	Wisconsin	21-6	800 (0)	11	Texas A&M	20-7	438
12	Texas A&M	20-7	797 (0)	12	Wisconsin	21-6	384
13	Clemson	22-5	712	13	Michigan	20-6	377
14	Missouri	20-7	683	14	Clemson	22-5	352
15	Michigan	20-6	657	15	Maryland	21-6	326
16	Maryland	21-6	630 (0)	16	Missouri	20-7	263
17	Kentucky	18-9	461 (0)	17	Louisville	21-6	241
18	Memphis	22-5	393	18	Memphis	22-5	205
19	Louisville	21-6	372	19	Purdue	19-9	175
20	Purdue	19-9	328	20	Saint Mary's	25-4	173
21	Marquette	20-7	309	21	Arizona	18-9	159
22	Arizona	18-9	289	22	Marquette	20-7	150
23	Saint Mary's	25-4	284	23	Kentucky	18-9	137
24	Mississippi State	19-8	264	24	Mississippi State	19-8	89
25	BYU	19-8	135	25	Creighton	19-8	43

RECEIVING VOTES: Creighton 53, Mississippi 28, **Kansas 25**, New Mexico 23, VCU 20, Oregon 20, UCLA 14, Drake 12, UC San Diego 8, Gonzaga 3, High Point 3, Illinois 3, Vanderbilt 2, Utah St. 1, Yale 1

RECEIVING VOTES: Ole Miss 64; UCLA 49; New Mexico 41; Creighton 37; Gonzaga 15; UConn 11; Illinois 5; UC San Diego 3; VCU 2; George Mason 1

** UCF opponents listed in bold italics.*

UCF WEEK-BY-WEEK

	AP	COACHES	NET	ESPN BPI	KENPOM	RECORD
Preseason	NR	NR	-	52	66	0-0
Week 2	RV	RV	-	56	63	2-0
Week 3	RV	RV	-	53	57	3-0
Week 4	NR	NR	-	69	80	4-2
Week 5	NR	NR	84	72	76	6-2
Week 6	NR	NR	91	74	84	7-2
Week 7	NR	NR	90	73	80	8-2
Week 8	NR	NR	80	70	75	9-2
Week 9	NR	NR	82	70	73	9-2
Week 10	NR	NR	87	68	81	10-3
Week 11	NR	NR	78	75	75	11-4
Week 12	NR	NR	72	67	69	12-5
Week 13	NR	NR	65	65	63	13-6
Week 14	NR	NR	64	61	58	13-8
Week 15	NR	NR	72	67	67	13-10
Week 16	NR	NR	75	70	73	13-12
Week 17	NR	NR	78	73	77	14-13
Week 18	-	-	-	-	-	-
Week 19	-	-	-	-	-	-
Week 20	-	-	-	-	-	-

All rankings are updated on Monday of each respective week. First NET rankings debuted in Week 5 (Dec. 2)

BIG 12 CONFERENCE TEAMS IN NATIONAL POLLS

Week	Arizona	Arizona St.	Baylor	BYU	UCF	Cincinnati	Colorado	Houston	Iowa St.	Kansas	K-State	Oklahoma St.	TCU	Texas Tech	West Virginia	Utah
Preseason	10/9	RV/-	8/8	RV/RV	-	20/20	-	4/4	5/6	1/1	RV/RV	-	-	RV/RV	-	-
Week 2	9/8	RV/-	12/14	RV/RV	RV/RV	17/17	-	8/10	7/7	1/1	RV/RV	-	-	RV/RV	-	-
Week 3	17/17	RV/-	13/15	RV/RV	RV/RV	18/16	-	7/7	5/5	1/1	RV/-	-	-	RV/22	-	-
Week 4	24/23	RV/-	17/18	RV/RV	-	16/14	-	6/7	5/5	1/1	-	-	-	RV/RV	-	-
Week 5	-/RV	RV/RV	15/16	RV/RV	-	14/14	-	17/18	6/5	1/1	-	-	-	RV/RV	RV/RV	-
Week 6	-	RV/RV	RV/25	-	-	22/23	-	15/13	3/3	10/10	-	-	-	-/RV	RV/RV	-
Week 7	-	RV/-	RV/RV	-	-	19/20	-	15/12	3/3	8/8	-	RV/-	-	-/RV	RV/RV	-
Week 8	-	RV/-	25/23	-	-	17/17	-	15/12	3/3	7/7	-	-	-	RV/RV	RV/RV	-
Week 9	-	RV/-	25/21	-	-	16/17	-	14/14	3/3	7/7	-	-	-	RV/RV	RV/RV	-
Week 10	RV/RV	-	RV/RV	-	-	RV/RV	-	12/11	3/3	11/12	-	-	-	RV/RV	21/23	-
Week 11	RV/RV	-	25/24	-	-	RV/RV	-	10/8	2/2	9/10	-	-	-	RV/RV	RV/25	-
Week 12	RV/RV	-	RV/RV	-	-	RV/-	-	7/5	3/4	12/11	-	-	-	RV/25	23/23	-
Week 13	RV/RV	-	RV/RV	-	-	-	-	6/5	3/3	11/11	-	-	-	22/19	RV/RV	-
Week 14	20/20	-	RV/RV	-/RV	-	-	-	5/5	8/8	16/17	-	-	-	13/12	-/RV	-
Week 15	13/13	-	-/RV	-	-	-	-	6/6	10/10	17/20	-	-	-	12/12	-	-
Week 16	19/18	-	-	-	-	-	-	5/5	8/8	23/25	-	-	-	9/10	-	-
Week 17	22/21	-	-	25/-	-	-	-	4/4	9/9	RV/-	-	-	-	10/10	-	-
Week 18	-	-	-	-	-	-	-	-	-	-	-	-	-	-	-	-
Week 19	-	-	-	-	-	-	-	-	-	-	-	-	-	-	-	-
Week 20	-	-	-	-	-	-	-	-	-	-	-	-	-	-	-	-

Rankings are listed as AP/USA Today

UCFacts - KNIGHT NOTES (CONT.)

HALL HITS 1,000 CAREER POINTS

- ◆ Junior Keyshawn Hall became the latest Knight to reach the 1,000 career points milestone, doing so with a 19-point outing at Baylor on Feb. 8. Prior to UCF, he gathered 481 points with George Mason after tallying 97 with UNLV before that.
- ◆ He became the second Knight to accomplish the feat this season, as Darius Johnson hit 1,000 Nov. 19 vs. Tennessee Tech.
- ◆ Johnson became the 21st Knight to score all 1,000 points in a UCF uniform, becoming the first member of the Black and Gold to score all 1,000 with UCF since Tacko Fall did it in 2018-19. Darius' dad Kelvin and brother Xavier both scored 1,000 points college. Xavier finished his five-year career with 1,452 points after three years with George Mason and two with Southern Ill. Kelvin finished with 1,400 in four years at Richmond.
- ◆ With Hall's accomplishment, UCF now boasts four 1,000 point scorers: Keyshawn Hall, Jordan Ivy-Curry, Darius Johnson and Jaylin Sellers. As of the time of Hall reaching the 1,000 point mark, UCF is one of five Big 12 schools with four or more 1,000+ point scorers. The other four schools that meet the criteria are Arizona State, Baylor, Kansas and Oklahoma State.

DAWKINS' PERFECT RECORD VS. KANSAS, BILL SELF COMES TO AN END

- ◆ Kansas' Jan. 5, 2025 defeat of UCF snapped what was an unblemished 39-year run for Knights' head coach Johnny Dawkins against either Kansas or Bill Self as a coach or a player. Kansas swept the season series with a narrow win in Lawrence.
- ◆ UCF head coach Johnny Dawkins was a combined 6-0 in meetings against either Kansas or Bill Self, or a combination of both. Separately, he started 4-0 against Kansas in his career, with two wins as a player and two as a coach while also going 4-0 against Bill Self, with two wins as a head coach and two as an assistant. Dawkins is now 2-2 as a head coach against Self at KU.
- ◆ **Dec. 1, 1985: Duke 92, Kansas 86** - While playing for Duke and Mike Krzyzewski (Coach K), Dawkins, in his senior year, helped lift the Blue Devils over the Jayhawks in the fifth game of the 1985-86 season, played in Madison Square Garden.
- ◆ **March 29, 1986: Duke 71, Kansas 67** - Dawkins leads all scorers with 24 points, shooting 11-for-17, in the NCAA Tournament National Semifinal played in Reunion Arena in Dallas, Texas, to send Duke to the championship game.
- ◆ **March 14, 1999: Duke 97, Tulsa 56** - As an assistant coach at his alma mater and under Coach K, Dawkins is on staff to beat a Tulsa team with Bill Self at the helm in the second round of the 1999 NCAA Tournament.
- ◆ **Nov. 28, 2000: Duke 78, Illinois 77** - At a Greensboro Coliseum neutral site contest, Dawkins again as an assistant helps in lifting his team to a win over a Bill Self led squad, this time as he's piloting a No. 9 Illinois squad in a top-10 showdown.
- ◆ **March 23, 2014: Stanford 60, Kansas 57** - At the helm of Stanford, Dawkins leads the Cardinal to the Sweet 16 of the 2014 NCAA Tournament as a No. 10 seed after beating New Mexico and a Bill Self-led Kansas squad to advance. The appearance remains Stanford's most recent run to March Madness.
- ◆ **Jan. 10, 2024: UCF 65, Kansas 60** - Dawkins guides UCF to win over Bill Self-led No. 3 Jayhawks in Big 12 home debut.
- ◆ **Jan. 5, 2025: Kansas 99, UCF 48** - The No. 7 Jayhawks spoil Dawkins' flawless against Kansas and/or Self, ending the streak at 14,280 days.
- ◆ **Jan. 28, 2024: Kansas 91, UCF 87** - UCF leads for 21 minutes, but Kansas avoids back-to-back home losses.

NARROW LOSS AT #11 KANSAS

- ◆ The Knights suffered a close loss in their debut in Allen Fieldhouse, losing 91-87. UCF led for more than half the contest, but as the final buzzer sounded, Kansas avoided losing back-to-back home games for the first time since the 1988-89 season.
- ◆ UCF drained a season-high 14 threes, including five each from Keyshawn Hall and Darius Johnson.
- ◆ The Knights tied a season high in assists with 20, the third time this season and second straight game doing so.

KEYSHAWN HALL NAMED BIG 12 NEWCOMER OF THE WEEK (JAN. 20)

- ◆ Keyshawn Hall was named the Big 12 Conference's Newcomer of the week on Jan. 20 after his historic night at Arizona State and for his late efforts against No. 10/8 Houston. Hall scored 40 points at Arizona State to help power UCF to a quad one win (see Hall Makes History for more) before going on to make the go ahead basket with 9.8 seconds left against Houston, despite a tough shooting night.
- ◆ Hall is the second player in program history to earn a Big 12 weekly honor, the other being Jaylin Sellers who was named a Co-Newcomer of the Week early last season.

CAME CLOSE TO TOPPLING HOUSTON

- ◆ UCF was just two points shy of snapping a nine-game losing skid to their old foes, No. 10/8 Houston in a 69-68 game that came down to the wire. Keyshawn Hall gave UCF a lead with a layup with 9.8 seconds to play, only for the Cougars to answer with 3.2 ticks remaining. Houston extended its winning streak on the year and against UCF to 10 with the victory.
- ◆ The Knights have been close to upsetting Houston in the last two meetings. UCF has led Houston at halftime each of the last two outings, leading 31-28 last season and 38-30 this go around. The 38 points was the most scored on the Cougars in the first half this season and the 30 points was the lowest Houston had been held to in the opening frame this campaign.
- ◆ The Knights and Cougars have been members of three different leagues together since 2005-06. Houston began in Conference USA in 1996-97; UCF didn't join CUSA until the 2005-06 campaign where the two sides played for the first time. The two were in the American Athletic Conference from 2013-2023, and are now in their second seasons in the Big 12.
- ◆ UCF falls to 1-16 when shooting a lower clip than Houston; the Knights are 10-9 against them when outshooting them



BIG 12 CONFERENCE



Standings	Big 12			Overall							
School	W-L	Pct.		W-L	Pct.	H	A	N		v. T25	Streak
Houston	16-1	.941		24-4	.857	14-1	9-0	1-3	4-3	W7	
Arizona	13-4	.765		19-9	.679	12-3	6-3	1-3	5-3	W1	
Texas Tech	12-5	.706		21-7	.750	14-3	6-2	1-2	1-4	L1	
Iowa State	11-6	.647		21-7	.750	14-1	5-5	2-1	3-3	L2	
BYU	11-6	.647		20-8	.714	13-2	5-5	2-1	2-3	W5	
Kansas	10-7	.588		19-9	.679	13-2	4-7	2-0	3-2	W2	
TCU	8-9	.471		15-13	.536	13-2	2-8	0-3	2-3	L2	
Baylor	8-9	.471		16-12	.571	12-2	2-9	2-1	3-7	L3	
West Virginia	8-9	.471		17-11	.607	12-4	3-6	2-1	4-2	W1	
Utah	7-10	.412		15-13	.536	14-3	1-8	0-2	1-5	L2	
Kansas State	7-10	.412		13-15	.464	9-5	2-9	2-1	5-1	L4	
Cincinnati	7-10	.412		17-11	.607	12-4	4-7	1-0	1-2	W2	
Oklahoma State	6-11	.353		14-14	.500	11-3	2-8	1-3	1-5	W1	
UCF	6-11	.353		15-13	.536	12-5	2-6	1-2	1-6	W2	
Arizona State	4-13	.235		13-15	.464	5-8	3-6	5-1	1-6	L1	
Colorado	2-15	.118		11-17	.393	10-7	0-8	1-2	1-5	L1	

Standings updated following games on Wed., Feb. 26

Preseason Coaches Poll

1. Kansas (9).....	215
2. Houston (5).....	211
3. Iowa State (1).....	194
4. Baylor.....	185
5. Arizona (1).....	179
6. Cincinnati.....	140
7. Texas Tech.....	135
8. Kansas State.....	133
9. BYU.....	116
10. TCU.....	90
11. UCF.....	83
12. Arizona State.....	64
13. West Virginia.....	62
14. Oklahoma State.....	46
15. Colorado.....	37
16. Utah.....	30

Preseason Player of the Year

Hunter Dickinson, Kansas

Preseason Co-Newcomers of the Year

Jeremy Roach, Baylor
Coleman Hawkins, Kansas State

Preseason Freshman of the Year

VJ Edgecombe, Baylor

Preseason All-Big 12 1st Team

Caleb Love, Arizona
LJ Cryer, Houston
J'Wan Roberts, Houston
Tamin Lipsey, Iowa State
Hunter Dickinson, Kansas (unanimous)

Preseason All-Big 12 Second Team

Norchad Omier, Baylor
Jeremy Roach, Baylor
Keshon Gilbert, Iowa State
Dajuan Harris, Kansas
Coleman Hawkins, Kansas State

Weekly Honors

Week **Player of the Week**
Nov. 11 Hunter Dickinson, Kansas, C, Gr.

Nov. 18 Hunter Dickinson, Kansas, C, Gr.

Nov. 25 Norchad Omier, Baylor, F, 5th
Dec. 2 Keshon Gilbert, Iowa State, G, Sr.
Javon Small, West Virginia, G, Sr.

Dec. 9 Keshon Gilbert, Iowa State, G, Sr.
Dec. 16 Hunter Dickinson, Kansas, C, Gr.

Dec. 23 Darrion Williams, Texas Tech, F, Jr.
Jan. 6 Javon Small, West Virginia, G, Sr.

Jan. 13 Curtis Jones, Iowa State, G, Sr.
Jan. 20 Javon Small, West Virginia, G, Sr.
Jan. 27 Mlos Uzan, Houston, G, Jr.

Feb. 3 Caleb Love, Arizona, G, Sr.
Feb. 10 David N'Guessan, F, Sr.
Feb. 17 JT Toppin, Texas Tech, F, So.
Feb. 24 Richie Saunders, BYU, G, Jr.

Newcomer of the Week

Egor Demin, BYU, G, Fr.
Zeke Mayo, Kansas, G, Sr.
Egor Demin, BYU, G, Fr.
Joson Sanon, Arizona State, G, Fr.
JT Toppin, Texas Tech, F, So.
Tucker DeVries, West Virginia, G/F, Sr.

Joshua Jefferson, Iowa State, F, Jr.
Joshua Jefferson, Iowa State, F, Jr.
Zeke Mayo, Kansas, G, Sr.
Jayden Quaintance, Arizona State, F, Jr.
Joshua Jefferson, Iowa State, F, Jr.
Noah Reynolds, TCU, G, Sr.

Joshua Jefferson, Iowa State, F, Jr.
Keyshawn Hall, UCF, G/F, Jr.
VJ Edgecombe, Baylor, G, Fr.
Joshua Jefferson, Iowa State, F, Jr.
Robert Wright III, Baylor, G, Fr.
Tobe Awaka, Arizona, F, Jr.
JT Toppin, Texas Tech, F, So.
JT Toppin, Texas Tech, F, So.

UCFacts - KNIGHT NOTES (CONT.)

HALL MAKES HISTORY

- ◆ Keyshawn Hall made UCF history in the team's 95-89 win at Arizona State on Jan. 14, scoring 40 points along with seven rebounds and six assists. He started the game six-for-six from the field, including four-for-five from long range in the half, and had 29 points at the end of the first half, surpassing his previous season high of 26 with about 16 minutes gone in the game. The 40 points were a career best and his second 30+ point game of his career. Facts about Hall's big night at the time of accomplishment are below:
 - ◆ Became the third player in UCF's Division-I history (this being the 41st season) to score 40 points or more
 - ◆ Most points scored in a Big 12 game this season
 - ◆ First Big 12 player to score 40 in a conference game since Oklahoma State's Cade Cunningham on Feb. 27, 2021
 - ◆ Became the second player this season to score 40+ points, 5+ rebounds and 5+ assists, joining Duke's Cooper Flagg
 - ◆ Became the second player in Big 12 history with at least 40+ points, 5+ rebounds and 5+ assists in a regulation win, joining Oklahoma's Austin Reaves; became the sixth Big 12 player with at least 40-5-5 regardless of outcome
 - ◆ Was the 16th 40+ point performance at the NCAA D-I level this season
 - ◆ Became the 12th player to score 40 or more against Arizona State in its 113 seasons

SPLITTING THE ARIZONA SWING

- ◆ The Knights split their road trip out west, falling to Arizona by eight but bouncing back to beat Arizona State on the road. It was UCF's first meetings with Arizona and Arizona State. The win was UCF's first in the state of Arizona after three empty results, two in Dec. 2005 at the Fiesta Bowl Classic at Arizona's McKale Center and the other just recently to the Wildcats.
- ◆ Keyshawn Hall's 40 points led the charge (see Hall makes history for more) while UCF also got double-digit point contributions from Darius Johnson with 17 points and seven assists as well as JJ Taylor who netted 14 points, a career best.
- ◆ The Black and Gold shot 50.8% in the victory, the second time doing so in league play and fourth overall on the season.
- ◆ The Knights buried 12 triples against the Sun Devils, the seventh time hitting 10+ three-pointers this season.
- ◆ The Black and Gold fought for 40 minutes at Arizona but fell by eight despite leading in multiple stat categories. The Wildcats entered the contest as one of the nation's best rebounding teams, sitting 13th in the country. The Knights outrebounded Arizona by seven boards in the first half and finished with a 42-41 edge on the glass. UCF took care of the ball, turning it over just nine times to Arizona's 14. UCF held advantages in points off turnovers (18-9), points in the paint (36-32), second chance points (23-12) and fast break points (13-8).

BIG 12 CONFERENCE OPENING WIN AT TEXAS TECH

- ◆ The Knights earned an 87-83 road victory at Texas Tech in their Big 12 opener thanks to a pair of 20+ point performances.
- ◆ Keyshawn Hall started the game going a perfect 9-for-9 from the field and 4-for-4 from three-point range, including 7-for-7 in the first half with three triples, good enough for 17 points. Darius Johnson had 17 points of his own in the second half, going 5-for-6 including 2-for-2 from deep to help UCF hold onto its advantage, which was as many as 18 points in the final frame. Johnson finished with 24 points while Hall tallied 22.
- ◆ UCF's 87-point performance in its Big 12 opener was more points than it had scored in any Big 12 regular season win during the 2023-24 campaign and one shy of tying the most they had scored in any conference game last season. Dating back to last season, the Knights have won their last three Big 12 road games, beating Oklahoma State 77-71 on Feb. 28 and TCU 79-77 on March 9.

WINNING STREAK SNAPPED

- ◆ The Knights saw their six-game winning streak come to an end at the hands of No. 7 Kansas. The run represented the first six-game winning streak since the 2019-20 season. The loss also concluded a perfect 8-0 record at home this season, the second longest under Dawkins.

JAYLIN SELLERS

- ◆ Senior Jaylin Sellers made his return to the floor in UCF's final nonconference game of the season after going down in the preseason with an injury, causing him to miss UCF's first 10 games of the 2024-25 campaign. He returned to the starting lineup on Jan. 5 for UCF's home contest against No. 7 Kansas.
- ◆ Sellers wasted no time reminding the crowd of his style of play, catching an alley-oop and slamming it down for his first points of the season. He finished the contest with 12:16 of game action, scoring seven points while tallying an assist.
- ◆ Sellers earned an All-Big 12 Honorable Mention nod at the end of last season while leading the Knights in scoring at 15.9 PPG.
- ◆ Sellers played in three games, the final one being against Kansas on Jan. 5, before returning to the injury list.

NONCONFERENCE PLAY COMPLETE

- ◆ The Knights finished their nonconference slate with a 9-2 record, the second best mark by winning percentage in the out-of-conference schedule under Dawkins at .818, second to the 10-2 non-league schedule during the 2018-19 season that saw the Knights make a run to the NCAA Tournament and earn the first March Madness victory in program history.
- ◆ UCF went a perfect 8-0 at home in this year's non-conference slate, the first time going perfect since 2011-12.
- ◆ The Knights have won at least eight non-conference games in each full season under Dawkins (omitting 2-1 record in COVID affected 2020-21 season) and have won nine non-conference games for the seventh time under him.
- ◆ The Knights got out to a 4-0 start this season, tying the best start during the Dawkins era. The 2017-18 and 2021-22 campaigns also saw 4-0 starts. The trio of 4-0 starts all have something in common in the fact the Knights beat at least one Power Four team in those stretches, and each campaign ended with at least 18 victories. The 2024-25 start is the only one of the three that includes a ranked victory, thanks to the 64-61 victory over No. 13 Texas A&M.

DEFENSE TAKES SHAPE TO CONCLUDE NONCONFERENCE SLATE

- ◆ Despite allowing 81.2 points per game on defense over the first six games of the season, the Knights held their final five opponents to an average of 65.4 points, including two sub-60 performances against California Baptist (59) and Tarleton St. (51).
- ◆ UCF forced 17.0 turnovers p/gm. over the final five non-league contests compared to 13.0 over the first six. The Knights forced double-digit turnovers each game in the nonconference slate but generated 15 or more in four of the final five, including a season-high 23 against Tarleton State on Dec. 8.

DEFENDING DECEMBER

- ◆ UCF is 43-12 in the month of December under Johnny Dawkins, never losing more than two games in any December while he has been at the helm. Two of Dawkins' five victories over top-25 teams at UCF have come in December.
- ◆ The Black and Gold are 32-4 at home in December during Dawkins' tenure.
- ◆ The Knights have averaged 73.0 points per game in December under Dawkins while holding foes to just 61.8 points per game, a double-digit margin of 11.1 points per contest.

BEATING FLORIDA FOES

- ◆ UCF has found success against in-state opponents under head coach Johnny Dawkins, going 28-11 against teams from Florida since his arrival. UCF added two tallies to the win column this season with the 100-94 win over Florida Atlantic on Nov. 12 and the 86-66 victory over Jacksonville on Dec. 21.
- ◆ The Knights have topped Florida, Florida State, Miami, South Florida, Stetson, FIU, Jacksonville, Bethune-Cookman and Florida A&M during Johnny Dawkins' tenure as UCF's head coach and added Florida Atlantic to that list this season.

FEAR THE FRONDS

"The Most Florida Free Throw Distraction"

A storm, in multiple senses of the word, created a new tradition for Knight Nation in attendance at UCF men's basketball games. The legend goes that the night prior to the Black and Gold's first home conference game as a member of the Big 12, a massive storm rolled through campus. The wind blew down plenty of palm fronds across campus, and students picked them up and brought them into the game to use as a free throw distraction. It ended up working, as No. 3 Kansas shot just 6-for-11 from the free throw stripe in the second half in front of the student section. The fronds gave UCF that extra edge to top the Jayhawks 65-60, winning by as many points as Kansas had missed second half free throws.

Now, that's not exactly how one of college basketball's newest traditions was born. UCF's Brand Experience team wanted to create a unique experience for the team's first season in the Big 12. Director of brand experience **Tim Connor (UCF alumnus 2017)** and assistant director of brand experience **Lexi Campagna (UCF alumna 2022)** created and executed the idea. Knight Nation immediately took to the new tradition and the country took notice. The pair were named as one of nine finalists in NACMA's "Best Of" Awards in the People's Choice - Student Engagement category.

As the flagship Big 12 institution in The Sunshine State, nothing says Florida like palm trees. Design elements incorporated on social media, uniforms and even the lane on the court, all included palm trees and fronds. Leaning into that element wound up creating the most Florida free throw distraction imaginable.

Not only was the new free throw distraction perfectly on brand, but it actually worked. The palm fronds caused opponents to miss nearly 10% of their second half free throws in Big 12 play and the postseason. Visiting teams made 75% of their first half free throws while making just 66.4% in the second half, accounting for a total of 44 misses.

As the final buzzer sounded on UCF's upset over No. 3 Kansas, the team's first conference win as a Big 12 member, fans stormed the court with palm fronds in hand. The Knights had topped the highest ranked opponent in program history (previously No. 4 UConn, a 68-63 neutral site win on Nov. 25, 2011).

UCF went on to beat a total of three ranked opponents during the 2023-24 Big 12 slate, all at home in front of the frond-waving faithful. The win against No. 3 Kansas was the first, followed by a 74-63 win over No. 23 Oklahoma on Feb. 3 and a 75-61 triumph over No. 23 Texas Tech on Feb. 24.


The fronds made their return to begin the 2024-25 season, forcing No. 13 Texas A&M to miss six second-half free throws, making way for a 64-61 UCF win on opening night.

All-Time Misses

90

2024-25 Misses

46



UCFacts - KNIGHT NOTES (CONT.)

DEEBO DOMINATES ORANGE BOWL

- ◆ Dallon "Deebo" Coleman had his best showing as a Knight in the AutoNation Orange Bowl Basketball Classic vs. Tulsa on Dec. 14, tallying a season-high 20 points on 6-of-8 shooting along with tying his career-best in rebounds with nine.
- ◆ Coleman was named MVP of the game, joining Marcus Jordan on the Orange Bowl's MVP list; Jordan had 23 points vs. Miami back on Dec. 18, 2010 in an 84-78 UCF win. The Knights' victory this season was the second in UCF's three times at the Orange Bowl, with the other appearance being a 68-66 loss to Missouri in 2022 on a buzzer-beating three-pointer.
- ◆ Coleman was one of four Knights in double figures at this year's Orange Bowl; Jordan Ivy-Curry had 16 points while Moustapha Thiam and Keyshawn Hall had 14. Coleman led the Knights in scoring, rebounds and steals and free throws made on the day.

TOUGH GAMES AT THE GREENBRIER

- ◆ UCF left the Greenbrier Tipoff without a victory, falling to No. 19 Wisconsin 86-70 before dropping a triple-overtime heartbreaker to LSU 109-102. The Knights were seeking their third straight in-season tournament victory.
- ◆ The Black and Gold had built a 20-point lead against LSU, including carrying a 15-point edge into the halftime locker room. The Tigers shot 50% in the second half to mount the comeback to force overtime, where the two sides eventually played three extra segments for just the sixth time in UCF history. The Knights are now 3-3 in triple overtime games.
- ◆ A trio of Knights scored 20 or more points in the loss to LSU, the second time this season UCF has accomplished the feat. Darius Johnson led the way with 25 points and was joined by Keyshawn Hall (21) and Jordan Ivy-Curry (20). Seventeen of Ivy-Curry's points came across all three overtime segments while Hall grabbed a dozen of his points in overtime.
- ◆ Johnson compiled eight assists and five steals in the loss; Deebo Coleman also snatched five steals, a career-high.
- ◆ UCF won last season's in-season tournament, the Jacksonville Classic, by topping South Dakota State and Charlotte. UCF won the Baha Mar Hoops Bahamas Championship during the 2022-23 campaign with a 60-56 overtime victory over Oklahoma State and a 57-50 win over Santa Clara. Coach Dawkins' first tournament victory was during the 2018-19 campaign where the Knights beat Cal St. Fullerton, Saint Joseph's and Western Kentucky at the Myrtle Beach Invitational.

TOUGH AS NAILS: STRENGTH OF SCHEDULE AND THE BIG 12

- ◆ Prior to the start of start of conference play, 11 Big 12 teams rank in the top 25 for remaining strength of schedule, according to ESPN BPI. The Knights ranked among those 11 teams, sitting 23rd in toughest remaining schedule.
- ◆ Four of UCF's first six Big 12 league games this season come against preseason AP poll top 10 conference-mates, followed by a stretch of three straight who were in the preseason top 25 during the middle of the campaign.
- ◆ The start of the 2024-25 campaign saw UCF's schedule rank 25th in the nation. The Big 12 Conference had eight teams who's schedule ranked among the top 25 toughest at the beginning of the season.
- ◆ The Big 12 was the first conference to have at least five teams in the preseason top 10 in the history of the AP Poll, which began releasing a preseason poll in 1961-62. Six Big 12 teams were in the preseason AP Poll, including No. 1 Kansas, No. 4 Houston, No. 5 Iowa State, No. 8 Baylor, No. 10 Arizona and No. 20 Cincinnati.
- ◆ The Big 12 has led all conferences in average NET ranking in four consecutive seasons and has been the top ranked Conference in NET/RPI (prior to 2019) in nine of the past 11 seasons.
- ◆ At the beginning of Big 12 Conference play last season, every Big 12 team occupied the top 14 toughest strength of schedule slots.

UCF IN THE POLLS

- ◆ The Knights received votes in both the AP and Coaches polls earlier this season, earning votes in weeks two and three. UCF received 21 points in the week three poll after earning 20 and 17 in the AP and Coaches, respectively, in week two.
- ◆ Week three of the 2024-25 campaign was the 33rd week in UCF's history that the program was either ranked or receiving votes. Prior the week two poll, UCF hadn't been voted for since Dec. 28, 2020. The last time the Knights were ranked was at No. 25 on March 4, 2019.
- ◆ The votes came off the heels of opening the season with a ranked win over No. 13/15 Texas A&M and starting the season 3-0.

SOARING ABOVE THE OWLS

- ◆ UCF picked up a win over in-state foe Florida Atlantic, reaching the century mark in points scored in a 100-94 victory.
- ◆ The win marked the first time UCF has hit 100 points since a 107-104 double overtime win over Memphis on Jan. 11, 2023. It was the first time since March 7, 2014 that the Knights accomplished the feat in regulation, beating Houston 104-83.
- ◆ The Black and Gold were able to reach the 100-point threshold thanks to a trio of 20+ point scorers. Keyshawn Hall led the way with 26 points and was joined by Jordan Ivy-Curry with 22 and Darius Johnson with 21. The last time the Knights had three 20+ point scorers was at No. 15 Florida State on Dec. 19, 2020 when Brandon Mahan had 32 points, Isaiah Adams had 22 and Darin Green Jr. had 20. UCF was also victorious in that contest, beating the Seminoles 86-74 in Tallahassee.
- ◆ UCF shot 53.3% from the floor, the first time recording a 50% or greater clip since Feb. 13, 2024 at #19/17 BYU (50.7%).

FRESHMAN HOSTS BLOCK PARTY ON OPENING KNIGHT

- ◆ Moustapha Thiam made a big impression in game one of his collegiate career, swatting aside six shots in 22 minutes
- ◆ His six blocks were the most by a UCF freshman since Tacko Fall had half a dozen back on Dec. 12, 2015 against Florida Atlantic and the most by a Knight since Omar Payne had six at West Virginia on Feb. 20, 2024
- ◆ Thiam's six blocks led to 10 total for UCF in the defeat of No. 13 Texas A&M. Last season, UCF only tallied 10 blocks twice

OPENING KNIGHT WIN OVER #13/15 TEXAS A&M

- ◆ UCF erased an 11-point deficit with seven minutes to go to come from behind to beat No. 13/15 Texas A&M 64-61

FEAR THE FRONDS TRACKER

Date	Opponent	Result	Opp. 1st Half FTM-FTA	Opp. 2nd Half FTM-FTA	Palm Frond Misses
Nov. 4	#13/15 Texas A&M	W, 64-61	2-for-2 (100%)	6-for-12 (50%)	6
Nov. 8	Purdue Fort Wayne	W, 75-68	2-for-2 (100%)	2-for-5 (40%)	3
Nov. 12	Florida Atlantic	W, 100-94	6-for-9 (66.7%)	16-for-20 (80%)	4
Nov. 19	Tennessee Tech	W, 80-69	6-for-9 (66.7%)	11-for-13 (84.6%)	2
Nov. 27	Milwaukee	W, 84-76	7-for-9 (77.8%)	1-for-5 (20%)	4
Dec. 1	California Baptist	W, 74-59	2-for-2 (100%)	11-for-11 (100%)	0
Dec. 8	Tarleton State	W, 66-51	3-for-7 (42.9%)	1-for-2 (50%)	1
Dec. 21	Jacksonville	W, 86-66	3-for-4 (75%)	11-for-14 (78.6%)	3
Jan. 5	#7/7 Kansas	L, 99-48	3-for-4 (75%)	3-for-6 (50%)	3
Jan. 8	Colorado	W, 75-74	14-for-18 (77.8%)	5-for-6 (83.3%)	1
Jan. 18	#10/8 Houston	L, 69-68	5-for-6 (83.3%)	3-for-5 (60%)	2
Jan. 25	TCU	W, 85-58	5-for-7 (71.4%)	6-for-8 (75%)	2
Feb. 1	BYU	L, 81-75	2-for-6 (33.3%)	9-for-13 (69.2%)	4
Feb. 5	Cincinnati	L, 93-83	3-for-6 (50%)	9-for-13 (69.2%)	4
Feb. 11	#10/10 Iowa State	L, 77-65	1-for-4 (25%)	15-for-17 (88.2%)	2
Feb. 23	Utah	W, 76-72	3-for-4 (75%)	5-for-6 (83.3%)	1
Feb. 26	Kansas State	W, 80-76	4-for-6 (66.7%)	11-for-15 (73.3%)	4
Mar. 5	Oklahoma State				
TOTALS			70-for-105 (66.7%)	125-for-171 (73.1%)	46



HISTORY VS. RANKED OPPONENTS

UCF vs. Ranked Opponents (11-70)

Date	AP / Coaches Rk.	Opponent	Result
2/11/25	10 / 10	Iowa State	L, 77-65
1/28/25	11 / 11	at Kansas	L, 91-87
1/21/25	3 / 4	at Iowa State	L, 108-83
1/18/25	10 / 8	Houston	L, 69-68
1/5/24	7 / 7	Kansas	L, 99-48
11/22/24	19 / 25	vs. Wisconsin	L, 86-70
11/4/24	13 / 15	Texas A&M	W, 64-61
3/13/24	20 / 21	vs. BYU	L, 87-73
3/6/24	1 / 1	Houston	L, 67-59
3/2/24	8 / 6	Iowa State	L, 60-52
2/24/24	23 / 23	Texas Tech	W, 75-61
2/13/24	19 / 17	at BYU	L, 90-88
2/10/24	23 / 23	at Texas Tech	L, 66-59
2/3/24	23 / 24	Oklahoma	W, 74-63
1/31/24	18 / 18	Baylor	L, 77-69
1/20/24	5 / 5	at Houston	L, 57-42
1/13/24	18 / 17	BYU	L, 63-58
1/10/24	3 / 3	Kansas	W, 65-60
11/10/23	13 / 13	at Miami	L, 88-72
1/25/23	3 / 3	Houston	L, 82-71
12/31/22	3 / 3	at Houston	L, 71-65
2/17/22	14 / 15	at Houston	L, 70-52
1/29/22	7 / 9	Houston	L, 63-49
12/1/21	21 / 20	at Auburn	L, 85-68
1/17/21	11 / 11	at Houston	L, 75-58
12/26/20	6 / 7	vs. Houston	L, 63-54
12/19/20	15 / 15	at Florida State	W, 86-74
3/24/19	1 / 1	vs. Duke	L, 77-76
3/7/19	20 / 19	Cincinnati	W, 58-55
3/2/19	8 / 6	at Houston	W, 67-62
2/21/19	NR / 25	at Cincinnati	L, 60-55
2/7/19	12 / 12	Houston	L, 77-68
3/9/18	21 / 21	vs. Houston	L, 84-56
3/1/18	11 / 11	Wichita State	L, 75-71 (OT)
2/6/18	6 / 6	at Cincinnati	L, 77-40
1/25/18	17 / 16	at Wichita State	L, 81-62
1/16/18	12 / 13	Cincinnati	L, 49-38
12/3/17	24 / NR	at Alabama	W, 65-62
11/24/17	23 / 20	vs. West Virginia	L, 83-45
3/11/17	12 / 15	vs. SMU	L, 70-59
2/26/17	15 / 16	Cincinnati	W, 53-49
2/8/17	11 / 11	at Cincinnati	L, 60-50
11/20/16	3 / 3	vs. Villanova	L, 67-57
1/10/16	15 / NR	at SMU	L, 88-73
3/13/14	13 / 12	vs. Cincinnati	L, 61-58
3/1/14	23 / 24	at SMU	L, 70-55
2/19/14	7 / 9	Cincinnati	L, 77-49
2/12/14	20 / 22	at Memphis	L, 76-70
2/9/14	22 / NR	UConn	L, 75-55
2/1/14	12 / 8	at Louisville	L, 87-70
1/29/14	22 / 22	Memphis	L, 69-59
1/23/14	15 / 16	at Cincinnati	L, 69-51
12/31/13	14 / 10	Louisville	L, 90-65
3/2/13	19 / 17	Memphis	L, 76-67
2/13/13	22 / 25	at Memphis	L, 93-71
11/23/12	7 / 8	at Florida	L, 79-66
11/25/11	4 / 4	vs. UConn	W, 68-63
11/14/11	25 / 24	at Florida State	L, 73-50
12/1/10	18 / 16	vs. Florida	* W, 57-54
1/5/10	14 / 16	at Ole Miss	L, 84-56
12/20/09	14 / 14	at UConn	L, 60-51
2/9/08	1 / 1	at Memphis	L, 85-64
11/23/07	18 / 20	vs. Kansas State	L, 73-71 (OT)
11/22/07	20 / 19	vs. Villanova	L, 76-68
1/31/07	11 / 12	Memphis	L, 87-65
1/28/06	3 / 3	at Memphis	L, 94-61
1/3/06	19 / 21	at Kentucky	L, 59-51
12/3/05	11 / 11	at Florida	L, 80-47
3/18/05	13 / 14	vs. UConn	L, 77-71
3/19/04	9 / 8	vs. Pittsburgh	L, 53-44
12/4/03	2 / 2	vs. Florida	L, 59-39
12/12/02	25 / NR	Coll. of Charleston	W, 82-64
11/19/99	25 / 24	Miami	L, 81-54
11/27/98	7 / 9	at Michigan State	L, 87-64
3/14/96	1 / 2	vs. UMass	L, 92-70
12/19/95	18 / 19	at Georgia	L, 103-54
3/17/94	3 / 5	vs. Purdue	L, 98-67
12/7/91	5 / 5	at North Carolina	L, 101-72
12/2/89	12 / 10	at North Carolina	L, 92-42
12/28/88	10 / 12	vs. Florida State	L, 97-64
11/25/88	17 / 18	at Florida State	L, 133-79
11/27/84	17 / NR	at Arkansas	L, 59-45

*indicates win vacated by the NCAA, not counted towards total record

Overall record indicates combined AP and Coaches record even if opponent wasn't ranked in both polls

Record Breakdown vs. Ranked Teams

No. 1	Top 5	Top 10	Top 25
0-4	2-13	3-25	11-70*
Home	Away	Neutral	
7-19	3-34	1-17*	

* indicates win vacated by the NCAA (12/1/10) already subtracted from total W-L count

Records from each No. 1 Top 5, 10 and 25 are added and represented in the following column. Don't add each respective column!

UCFacts - KNIGHT NOTES (CONT.)

- ◆ The ranked victory was the 11th in program history and the ninth under head coach Johnny Dawkins' tenure
- ◆ Texas A&M was the third ranked opponent UCF has played on opening night in the program's D-I history, joining tilts against No. 16 Florida State (11/25/88) and No. 25 Miami (11/19/99). Neither of those resulted in a win.
- ◆ The matchup against the Aggies was the eighth time in head coach Johnny Dawkins' nine seasons that UCF had scheduled at least one SEC foe, with the potential to play another (LSU) at the Greenbrier Tip-Off. If the Knights do meet the Tigers, it would be the fourth time under Dawkins playing two SEC opponents. With the win against the Aggies, he has now compiled six wins against SEC teams during his UCF tenure.
- ◆ Rookie Moustapha Thiam recorded six blocks in the contest, the most by a freshman since Tacko Fall had half a dozen back on Dec. 12, 2015 against Florida Atlantic.
- ◆ UCF missed its first eight shots against the Aggies, including six from three-point range.

DARIUS JOHNSON, JAYLIN SELLERS LEAD RETURNERS

- ◆ The Knights rank sixth in the Big 12 in returning points percentage, as UCF's group of scholarship returners were responsible for 46.9% of the Black and Gold's points last season. The four scholarship returners are Jaylin Sellers (15.9 PPG last season), Darius Johnson (15.2 PPG), Tyler Hendricks (2.6 PPG) and Nils Machowski (2.0 PPG)
- ◆ Johnson finished the 2023-24 campaign on a hot streak, posting 20.8 points per game while shooting 47.8% (33-for-69) from the floor and 60% (18-for-30) from the three-point line. At year's end, he had improved his three-point shooting by 12.5% compared to 2022-23. Two of the games during his five-game hot streak included his first two 30-point performances, posting 33 at TCU on the final day of the regular season and 32 against BYU in the second round of the Big 12 Conference Championship. Johnson finished the campaign sitting seventh in steals and eighth in assists at UCF. He finished last season ranked 18th in the nation and second in the Big 12 in steals per game at 2.21 per contest.
- ◆ Despite Johnson's fantastic finish to the year, it was Sellers who led the team in scoring throughout the entirety of the season, recording a career-best 15.9 points per game. Sellers led the Big 12 in scoring from Nov. 27-Dec. 18 and earned a nod as the Big 12's Newcomer of the Week during that time. He scored 15 points or more in UCF's first eight games of 2023-24 and went on to have seven 20-point games, which was more than he had in his first two collegiate seasons combined.
- ◆ Both Johnson and Sellers were named to the All-Big 12 Honorable Mention list at year's end.

RECORD NUMBER OF RANKED FOES BEAT

- ◆ Last season, the Knights accomplished a feat for the first time in program history, beating three ranked opponents in a single campaign. The Knights earned victories over No. 3/3 Kansas, No. 23/24 Oklahoma and No. 23/23 Texas Tech on the 2023-24 campaign. Prior to last season, the Knights had beaten multiple ranked opponents in the same campaign just once, topping No. 6 Houston on the road and beating No. 19 Cincinnati in Orlando in 2018-19. The year ended with UCF making an NCAA Tournament appearance.

RANKED MATCHUPS RECORD

- ◆ UCF had 12 meetings with ranked opponents during the 2023-24 campaign, a program record in a single season. Of the dozen matchups against ranked foes, 10 were in Big 12 play. The Knights snatched wins against No. 3 Kansas, No. 23/24 Oklahoma and No. 23 Texas Tech, representing the most ranked wins in a single campaign in program history. While not ranked, TCU finished UCF's regular season schedule and were receiving votes in the coaches poll.
- ◆ The 12 contests against top-25 foes topped the nine games against ranked opponents during the 2013-14 campaign. Other years with a high number of ranked foes include seven in 2017-18 and five in the 2018-19 season.
- ◆ UCF snapped its streak of eight straight losses to ranked foes with the 65-60 win over No. 3 Kansas on Jan. 10; the most recent win before that was an 86-74 win in Tallahassee over No. 15 Florida State on Dec. 19, 2020.

NEW KNIGHTS

- ◆ UCF has 11 newcomers on this year's roster, nine of which are transfers. The Knights are one of 42 schools with 11 or more new additions to this year's roster.
- ◆ UCF's newcomers that played last season equal 57.9 points per gm., led by Jordan Ivy-Curry's 17.1 and Keyshawn Hall's 16.6.
- ◆ Jordan Ivy-Curry is the lone fifth year on this year's roster after spending three years at UTSA and one at Pacific. He's tallied 1,178 career points, averaging 11.7 PPG over his career and a remarkable 17.1 last season.
- ◆ Dallan 'Deebo' Coleman and Benny Williams are senior transfers, coming from Georgia Tech and Syracuse, respectively. Coleman brings a career three-point mark of 35.4% to Orlando, along with an average of 7.3 PPG while Williams was 40%

GAME-BY-GAME LEAD/DEFICIT

Date	Opponent	Result	Largest Lead	Largest Deficit	Time Led	Time Trailed	Lead Changes
Nov. 4	#13/15 Texas A&M	W, 64-61	3 (2nd half, 19:43)	11 (2nd half, 7:03)	3:04	35:20	5
Nov. 8	Purdue Fort Wayne	W, 75-68	7 (1st half, 7:51)	6 (1st half, 13:56)	15:13	18:49	5
Nov. 12	Florida Atlantic	W, 100-94	12 (2nd half, 19:31)	11 (1st half, 13:17)	25:43	11:57	3
Nov. 19	Tennessee Tech	W, 80-69	20 (2nd half, 18:41)	1 (1st half, 17:43)	38:12	0:18	2
Nov. 22	vs. #19/25 Wisconsin	L, 86-70	-	23 (2nd half, 8:57)	-	39:04	0
Nov. 24	vs. LSU	L, 109-102 (3OT)	20 (1st half, 2:12)	7 (1st half, 18:17)	33:39	15:05	4
Nov. 27	Milwaukee	W, 84-76	8 (1st half, 6:26)	3 (1st half, 14:27)	31:30	3:22	7
Dec. 1	California Baptist	W, 74-59	18 (2nd half, 5:52)	7 (1st half, 6:54)	27:59	7:47	4
Dec. 8	Tarleton State	W, 66-51	16 (2nd half, 17:24)	5 (1st half, 10:28)	6:47	31:28	2
Dec. 14	vs. Tulsa	W, 88-75	13 (3rd half, 0:19)	6 (1st half, 2:45)	33:17	2:46	4
Dec. 21	Jacksonville	W, 86-66	25 (2nd half, 1:19)	-	37:09	-	0
Dec. 31	at Texas Tech	W, 87-83	18 (2nd half, 10:06)	4 (1st half, 18:52)	35:14	2:42	3
Jan. 5	#7/7 Kansas	L, 99-48	-	51 (2nd half, 1:44)	-	39:26	0
Jan. 8	Colorado	W, 75-74	4 (1st half, 12:02)	10 (2nd half, 14:16)	5:41	30:17	13
Jan. 11	at Arizona	L, 88-80	-	17 (2nd half, 6:49)	-	38:11	0
Jan. 14	at Arizona State	W, 95-89	12 (2nd half, 16:25)	4 (1st half, 2:56)	26:52	6:59	9
Jan. 18	#10/8 Houston	L, 69-68	12 (1st half, 1:13)	5 (2nd half, 5:52)	30:17	7:48	11
Jan. 21	at Iowa State	L, 108-83	3 (1st half, 12:20)	27 (2nd half, 0:59)	1:02	36:35	4
Jan. 25	TCU	W, 85-58	28 (2nd half, 2:05)	-	39:48	-	0
Jan. 28	at #11/11 Kansas	L, 91-87	9 (2nd half, 16:50)	6 (1st half, 16:03)	21:38	14:07	12
Feb. 1	BYU	L, 81-75	7 (1st half, 3:27)	7 (2nd half, 0:34)	13:32	21:56	6
Feb. 5	Cincinnati	L, 93-83	6 (1st half, 14:26)	13 (2nd half, 0:35)	7:46	30:23	1
Feb. 8	at Baylor	L, 91-76	4 (1st half, 6:09)	24 (2nd half, 10:02)	2:29	33:24	8
Feb. 11	#10/10 Iowa State	L, 77-65	3 (1st half, 19:45)	15 (2nd half, 4:35)	2:53	33:59	5
Feb. 15	at Colorado	L, 76-63	5 (1st half, 1:57)	16 (2nd half, 2:18)	6:35	31:11	6
Feb. 19	at Oklahoma State	L, 104-95	3 (1st half, 19:48)	19 (1st half, 3:59)	1:57	37:51	3
Feb. 23	Utah	W, 76-72	11 (2nd half, 5:57)	11 (1st half, 13:38)	17:38	20:06	9
Feb. 26	Kansas State	W, 80-76	11 (2nd half, 17:16)	3 (1st half, 4:54)	36:42	1:33	2
March 1	at TCU						
March 5	Oklahoma State						
March 8	at West Virginia						

RECORD WATCH

Career Assists at UCF

1. Sinua Phillips (1990-94).....	531
2. Cory Perry (1996-00).....	512
3. Darius Johnson (2021-present)	436
4. Al Miller (1999-03).....	397
5. Mike Clark (1969-73).....	361
6. Isaiah Sykes (2010-14).....	336
7. B.J. Taylor (2014-19).....	324
8. Mike O'Donnell (2005-08).....	319
9. Bo Clark (1975-77, 78-80).....	302
10. Darryl Davis (1991-95).....	294

Career Steals at UCF

1. Jerry Prather (1974-78).....	290
2. Darius Johnson (2021-present)	222
3. Cory Perry (1996-00).....	205
4. Isaiah Sykes (2010-14).....	183
5. Ed Smith (1970-74).....	181
6. Sinua Phillips (1990-94).....	179
7. Calvin Lingelbach (1973-77).....	161
8. Ruben Cotton (1979-81).....	149
9. Cleveland Jackson (1977-79).....	142
10. Mike O'Donnell (2005-08).....	140

* A.J. Rompza (211, 2008-12) 2008-11 statistics vacated due to NCAA

Career Free Throw Percentage at UCF (min. 100 attempts)

1. Brandon Mahan (2019-22).....	856 (137-160)
2. Cleveland Jackson (1977-79).....	838 (224-267)
3. Harry Kennedy (1994-97).....	833 (183-221)
4. Gerald Jones (1978-80).....	821 (206-251)
5. Dave Noel (2005-08).....	812 (242-298)
6. Jason Thornton (1998-02).....	811 (99-122)
7. Bo Clark (1975-77, 78-80).....	813 (456-561)
8. Darius Johnson (2021-present)	805 (281-349)
9. Pete Krull (1977-80).....	797 (141-177)
10. Chris Wallen (1984-88).....	791 (117-148)
11. Jimmie Ferrell (1980-83).....	790 (158-200)

Career Points at UCF

1. Bo Clark (1975-80).....	2,886
...	
9. Darryl Davis (1991-95).....	1,540
10. D'Quarius Stewart (1996-2000).....	1,387
11. Josh Peppers (2003-07).....	1,376
12. Darius Johnson (2021-present)	1,369
13. Pat Crocklin (1985-89).....	1,295
14. Dan Faison (1982-85).....	1,283
15. Bennie Shaw (1974-76).....	1,238
16. Brad Traina (1995-99).....	1,218
17. Marcus Jordan (2009-12).....	1,182
18. Paul Reed (1999-2002).....	1,182
19. Tacko Fall (2015-19).....	1,160
20. Matt Williams (2012-17).....	1,105

Career 3-Point Field Goals at UCF

1. Matt Williams (2012-17).....	274
2. Jermaine Taylor (2005-09).....	251
3. Jason Thornton (1998-02).....	220
4. Darin Green, Jr. (2019-22).....	208
5. Mike O'Donnell (2005-08).....	195
6. Darius Johnson (2021-present)	192
7. Isaac Sosa (2008-11).....	190
8. Josh Peppers (2006-07).....	180
B.J. Taylor (2014-19).....	180
10. D'Quarius Stewart (1996-00).....	175
Harry Kennedy (1995-97).....	175

UCFacts - KNIGHT NOTES (CONT.)

from the floor, scoring 5.4 PPG last year.

◆ UCF had a trio of juniors join the team this offseason. Keyshawn Hall had a breakout year with George Mason last season, shooting 47.4% from the field while averaging 16.6 PPG and earning an NABC First Team All-District nod. Rokas Jocius proved to be a versatile forward for La Salle last season, averaging 8.5 points and 5.4 rebounds while shooting 56.1% from the floor and 38.5% from beyond the arc. Seven-foot center Elijah Hulsewe played 30 games for Bethune-Cookman last season, starting 13 while posting 4.4 points and 4.0 rebounds per contest.

◆ Mikey Williams and JJ Taylor are a pair of underclassmen transfers, both from Memphis, who were four-star recruits out of high school. Taylor saw action in three games while Mikey utilized his redshirt. Dior Johnson, another underclassman transfer, redshirted his freshman year at Pittsburgh before posting 29.7 PPG at Clarendon College.

◆ Freshmen Moustapha Thiam and Cameron Simpson make up the two high school recruits on the roster. Thiam became the highest ranked recruit and first five-star in program history and was listed as the No. 1 center and No. 14 overall in the class of 2025 before reclassifying. He has gained nearly 20 pounds since arriving at UCF. Simpson scored north of a dozen points per game in each season of his high school career.

DEFENSE IS A HABIT

◆ UCF teams under Dawkins have traditionally been outstanding defensively, finishing ranked in the top 50 nationally in scoring defense in four of his eight seasons, including two top 10 finishes, finishing sixth in 2016-17 and third in 2017-18.

◆ The Knights' defense ranked 21st and 22nd nationally according to KenPom and ESPN BPI, respectively.

◆ The Knights have never finished a season under Dawkins with opponents averaging north of 70 points.

◆ Since Dawkins' first season as the Knights' head coach in 2016-17, UCF has improved upon their steals per game each season, averaging 4.0 that first campaign to 8.7 at the end of the 2023-24 slate.

POSTSEASON PUSHES

◆ Under head coach Johnny Dawkins, the Knights have made a postseason appearance in four of his eight seasons, including two consecutive NIT berths, an unprecedented stretch in Knights' hoops history.

◆ UCF experienced immediate postseason success by making the NIT in the first year under Dawkins' new leadership, reaching the NIT Semifinal in Madison Square Garden in 2016-17.

◆ The Black and Gold returned to the NCAA Tournament for the first time since 2005 when they earned an at-large bid into the 2019 bracket as a No. 9 seed. Dawkins led the Knights to their first NCAA Tournament victory in program history, beating VCU 73-58 in the first round. The Black and Gold were narrowly defeated in the next round, falling to top-seeded Duke 77-76.

◆ UCF returned to the postseason by making the NIT in 2022-23 and earning a first round victory over in-state foe Florida. The Knights were the only team to hold Florida below 50 points during 2022-23 while the 49 Gator points were the least they've scored at home since Jan. 13, 1962 when they beat Auburn 45-40.

◆ The Black and Gold earned a spot in the 2024 NIT bracket as a No. 4 seed in their second straight trip to the tournament.

◆ The Knights have been to five NCAA DI Tournaments and four NITs, totaling 10 postseason appearances (one CBI).

COACH DAWKINS - ONE OF ONE

◆ UCF's Johnny Dawkins is the only active head coach in college basketball that is a member of the National Collegiate Basketball Hall of Fame for his efforts as a player. He is joined by Danny Manning who is also in the hall, but is currently an assistant coach at Colorado. Dawkins is one of 30 players in the hall that have later gone on to be a coach.

◆ Dawkins is one of two Big 12 Conference head coaches to play in the NBA, with Bobby Hurley of Arizona State being the other. Dawkins is one of nine Power Four and Big East coaches to have played in the NBA. Of the nine coaches, Dawkins had the third-highest career scoring average at 11.1 points per game.

◆ Dawkins is one of four Power Four and Big East coaches that was named an All-American as a college basketball player and is a current college basketball head coach; he is the only one of the group to be named an All-American twice.

◆ Dawkins was honored as the Naismith College Player of the Year in 1986 and is the only current head coach in NCAA Division I who has won the award. There are two former winners of the honor that served as head coaches as Patrick Ewing (1985 winner) was the Georgetown head coach from 2017-2023 while Danny Manning (1988 winner) was the head coach at Tulsa from 2012-14 and Wake Forest from 2014-20 and is now an assistant coach at Colorado.

DAWKINS ERA AT UCF

◆ Dawkins has continued to rewrite UCF's history books, as he is responsible for nine of UCF's 11 total wins over ranked opponents. Prior to his arrival, the program had won two total games against ranked foes from 1984-2016.

◆ UCF had never won two games against ranked teams in a single season until Dawkins accomplished the feat twice. It first happened during the 2018-19 campaign, taking down No. 6 Houston and then No. 19 Cincinnati in Orlando in a span of five days in March. The Knights had three wins over top-25 foes in 2023-24, beating No. 3 Kansas in January while topping No. 23 Oklahoma and No. 23 Texas Tech in February.

◆ Johnny Dawkins picked up win No. 100 as UCF's head coach in the Knights' win over N.C. A&T on Dec. 11, 2022, becoming just the third coach in UCF history to reach the milestone. He picked up his 150th victory at UCF less than two calendar years later, earning a 75-68 win over Purdue Fort Wayne on Nov. 8, 2024. Dawkins has over a .590 win percentage since starting with the Knights in 2016, which is the second best of any UCF coach in program history (Torchy Clark, .754 from 1969-83).

◆ He has the third-most wins of any UCF coach, trailing only Clark's 274 and Kirk Speraw's 247 from 1993-2010.

◆ Dawkins was the fastest coach in UCF's D-I era to reach 150 and 100 wins, needing 253 and 162 games to do so, respectively

◆ Dawkins has started 4-0 three times while with UCF, the best mark to begin a campaign, doing so in the 2024-25, 2021-22 and 2017-18 seasons.

◆ Dawkins led UCF to its first NIT Final Four (2017), first at-large berth to the NCAA Tournament (2019) and first NCAA Tournament win (2019). Additionally, he led the Knights back to the postseason in 2023, reaching the NIT Second Round.

UNLUCKY; THE MARGIN WAS SLIM

◆ KenPom had UCF ranked as the 32nd unluckiest team in the country to finish last season, continuing on a trend that had the Knights as the sixth unluckiest team in the nation in 2022-23.

◆ The Black and Gold wrapped up 2023-24 with four one-possession losses and 10 total games where they lost by single-digit points. UCF finished the 2022-23 season with six losses decided by a possession and 12 decided by single digits.

TAYLOR HENDRICKS IN THE ASSOCIATION

◆ Taylor Hendricks became UCF's first lottery pick and first round selection, as he was drafted by the Utah Jazz with the ninth pick in the 2023 NBA Draft. He became the third Knight selected in the NBA Draft and second in the modern era, joining Jermaine Taylor (2009, Round 2, Pick 32) and Bennie Shaw (1976, Round 9, Pick 146). Hendricks became the fifth Knight to play in the NBA, joining Taylor (Houston, Sacramento), Tacko Fall (Boston, Cleveland), Mark Jones (Orlando) and Matt Williams (Miami).

◆ The Big 12 Conference has 66 players on NBA rosters as of the beginning of the 2023-24 season. Hendricks is joined on the Jazz by four other alumni from Big 12 institutions; Svi Mykhailiuk (Kansas), Cody Williams (Colorado), Keyonte George (Baylor) and Lauri Markkanen (Arizona).

◆ Unfortunately, Hendricks suffered a season ending injury in just the third game of the 2024-25 campaign.

◆ While at UCF, Hendricks shattered the American Athletic Conference record for most rookie of the week honors won, tallying nine with the previous record being six. He was unanimously named to the league's all-freshman team and received a nod to the all-conference second team.



2025 PHILLIPS 66 BIG 12 CONFERENCE CHAMPIONSHIP

LAST APPEARANCE BY ROUND

The last time UCF appeared in each round...

Round	Date	Opponent (seed)	Result	Conference
First Round	Mar. 12, 2024	Oklahoma State (No. 13)	W, 77-62	Big 12
Second Round	Mar. 13, 2024	BYU (No. 5)	L, 87-73	Big 12
Quarterfinals	Mar. 10, 2023	Memphis (No. 2)	L, 81-76	The American
Semifinals	Mar. 11, 2017	SMU (No. 1)	L, 70-59	The American
Final	Mar. 5, 2005	Gardner-Webb (No. 1)	W, 63-54	Atlantic Sun
Champions	Mar. 5, 2005	Gardner-Webb (No. 1)	W, 63-54	Atlantic Sun

CONF. TOURN. HISTORY AT A GLANCE

Last Tournament Title.....2005, Atlantic Sun
Total Tournament Titles.....4 (2005, 2004, 1996, 1994; all in Atlantic Sun)

UCF VS. BIG 12

Conf. Opponent	All-Time Record	Big 12 Tournament	All-Time Conf. Tour.
Arizona	0-1	Never Faced	Never Faced
Arizona State	1-0	Never Faced	Never Faced
Baylor	0-2	Never Faced	Never Faced
BYU	0-4	0-1	0-1
Cincinnati	5-18	Never Faced	0-1 (AAC)
Colorado	2-2	Never Faced	Never Faced
Houston	11-25	Never Faced	0-2 (1 AAC, 1 CUSA)
Iowa State	0-3	Never Faced	Never Faced
Kansas	1-2	Never Faced	Never Faced
Kansas State	0-3	Never Faced	Never Faced
Oklahoma State	3-1	1-0	1-0
TCU	2-0	Never Faced	Never Faced
Texas Tech	2-1	Never Faced	Never Faced
Utah	2-0	Never Faced	Never Faced
West Virginia	1-2	Never Faced	Never Faced

UCF CONFERENCE TOURN. HISTORY

Big 12 Conference

2024 - Kansas City, Mo. - No. 12 seed

March 12	Oklahoma State - No. 13 seed	First Round	W, 77-62
March 13	BYU - No. 5 seed	Second Round	L, 87-73

American Athletic Conference

2023 - Fort Worth, Texas - No. 7 seed

March 9	SMU - No. 10 seed	First Round	W, 76-70
March 10	Memphis - No. 2 seed	Quarterfinals	L, 81-76

2022 - Fort Worth, Texas - No. 6 seed

March 10	South Florida - No. 11 seed	First Round	W, 60-58
March 11	Memphis - No. 3 seed	Quarterfinals	L, 85-69

2021 - Fort Worth, Texas - No. 6 seed

March 11	ECU - No. 11 seed	First Round	W, 72-62
March 12	Memphis - No. 3 seed	Quarterfinals	L, 70-62

2020 - Fort Worth, Texas - No. 8 seed

Canceled

2019 - Memphis, Tenn. - No. 4 seed

March 15	Memphis - No. 5 seed	Quarterfinals	L, 79-55
----------	----------------------	---------------	----------

2018 - Orlando, Fla. - No. 6 seed

March 8	ECU - No. 11 seed	First Round	W, 66-52
March 9	Houston - No. 3 seed	Quarterfinals	L, 84-56

2017 - Hartford, Conn. - No. 4 seed

March 10	Memphis - No. 5 seed	Quarterfinals	W, 84-54
March 11	SMU - No. 1 seed	Semifinals	L, 70-59

2016 - Orlando, Fla. - No. 7 seed

March 10	Tulane - No. 10 seed	First Round	L, 65-63
----------	----------------------	-------------	----------

2015 - Hartford, Conn. - No. 9 seed

March 12	ECU - No. 8 seed	First Round	L, 81-80 (OT)
----------	------------------	-------------	---------------

2014 - Memphis, Tenn. - No. 9 seed

March 12	Temple - No. 8 seed	First Round	W, 94-90 (2OT)
March 13	Cincinnati - No. 1 seed	Quarterfinals	L, 61-58

Conference USA

2013 - Tulsa, Okla.

Ineligible for postseason play due to NCAA sanctions

2012 - Memphis, Tenn. - No. 4 seed

March 8	UAB - No. 5 seed	Quarterfinals	W, 64-54
March 9	at Memphis - No. 1 seed	Semifinals	L, 83-52

2011 - El Paso, Texas - No. 9 seed

March 9	ECU - No. 8 seed	First Round	L, 75-60
---------	------------------	-------------	----------

2010 - Tulsa, Okla. - No. 9 seed

March 10	SMU - No. 8 seed	First Round	W, 69-53
March 11	UTEP - No. 1 seed	Quarterfinals	L, 76-54

2009 - Memphis, Tenn. - No. 6 seed

March 11	Southern Miss - No. 11 seed	First Round	L, 77-53
----------	-----------------------------	-------------	----------

2008 - Memphis, Tenn. - No. 4 seed

March 13	Southern Miss - No. 5 seed	Quarterfinals	L, 68-62
----------	----------------------------	---------------	----------

2007 - Memphis, Tenn. - No. 2 seed

March 8	Rice - No. 7 seed	Quarterfinals	L, 53-51
---------	-------------------	---------------	----------

2006 - Memphis, Tenn. - No. 5 seed

March 8	East Carolina - No. 12 seed	First Round	W, 65-52
March 9	Houston - No. 4 seed	Quarterfinals	L, 71-52



2025 PHILLIPS 66 MEN'S BASKETBALL CHAMPIONSHIP

T-MOBILE CENTER | KANSAS CITY




CONFERENCE TOURNAMENT HISTORY SUMMARY

UCF holds an all-time record of 31-26 at NCAA Division I conference tournaments, participating in the Big 12, The American, Conference USA, Atlantic Sun, Sun Belt and American South. UCF was victorious in its inaugural Big 12 Conference Championship contest, topping Oklahoma State in dominant fashion to advance to the second round where they were bounced by BYU. Prior to the Big 12, the Knights finished 6-9 at The American Championship, which was better than their 3-7 record from their time in Conference USA.

The last time UCF won more than one game in a conference tournament was the 2005 Atlantic Sun Championship when the Knights won three games en route to their fourth league title. The Black and Gold are aiming for their sixth trip to the NCAA Tournament. The Knights won four Atlantic Sun Tournaments from 1994 to 2005, going 21-7 overall in the tournaments during that span. Before joining the A-Sun, UCF played and lost one game in the Sun Belt Championship (1992) and one in the American South (1991).

UCF SCORAGAMI - COACH DAWKINS ERA

**What is Scorigami?**

Scorigami is the art of building final scores that have never happened before. The concept was thought of by Jon Bois who sought to find unique scores in NFL history. In this case, we use it to see how often a score or range of points scored occurs, essentially creating a heat map of winning and losing scores under UCF head coach Johnny Dawkins. Each data point is the final score of a UCF game with coach Dawkins at the helm.

How do I read this chart?

The winning team's score is along the top (horizontal axis) and the losing team's score is along the left (vertical axis). Scores marked in green have happened, scores in white have not yet happened, scores in black are impossible. The bottom half is all black because the losing team can not score more points than the winning team. The numbers inside the green squares are the amount of times that score has happened. The higher the number in the green square, the more common the score.

Scorigamis in the 2024-25 Season

Nov. 8: 75-68, UCF beats Purdue Fort Wayne
 Nov. 12: 100-94, UCF beats Florida Atlantic
 Nov. 19: 80-69, UCF beats Tennessee Tech
 Nov. 22: 86-70, Wisconsin beats UCF
 Nov. 24: 109-102, LSU beats UCF
 Nov. 27: 84-76, UCF beats Milwaukee
 Dec. 8: 66-51, UCF beats Tarleton State
 Dec. 14: 88-75, UCF beats Tulsa
 Dec. 21: 86-66, UCF beats Jacksonville
 Dec. 31: 87-83, UCF beats Texas Tech
 Jan. 5: 99-48, Kansas beats UCF
 Jan. 11: 88-80, Arizona beats UCF
 Jan. 21: 108-83, Iowa State beats UCF
 Jan. 25: 85-58, UCF beats TCU
 Jan. 28: 91-87, Kansas beats UCF
 Feb. 1: 81-75, BYU beats UCF
 Feb. 5: 93-83, Cincinnati beats UCF
 Feb. 8: 91-76, Baylor beats UCF
 Feb. 11: 77-65, Iowa State beats UCF
 Feb. 15: 76-63, Colorado beats UCF
 Feb. 19: 104-95, Oklahoma State beats UCF
 Feb. 23: 76-72, UCF beats Utah
 Feb. 26: 80-76, UCF beats Kansas State

Most Common Scores in Dawkins Era**Game Result**

Score	Times	Last Occurance	UCF Record
78-65	4	1/23/21, Loss vs. SMU	3-1
65-62	3	11/27/21, Loss vs. Oklahoma	2-1
68-54	3	3/19/23, Loss at Oregon	1-2
72-57	3	12/2/23, Win vs. Lipscomb	3-0
75-61	3	2/24/24, Win vs. #23 Texas Tech	2-1

Winning Scores

Score	Times	Last Occurance	UCF Record
75	19	1/8/25, Win vs. Colorado, 75-74	11-8
77	18	3/12/24, Win vs. Oklahoma St., 77-62	8-10
68	17	1/27/24, Loss at Cincinnati, 68-57	10-7

Losing Scores

Score	Times	Last Occurance	UCF Record
65	17	77-65, Loss vs. #10 Iowa State, 77-65	11-6
62	15	3/12/24, Win vs. Oklahoma St., 77-62	9-6
58	15	1/25/25, Win vs. TCU, 85-58	9-6
64	13	2/4/23, Loss at Cincinnati, 73-64	10-3



STAT LEADER/DOUBLE-DOUBLE TRACKER

#	Name	Leading Scorer 24-25 Career	Leading Rebounder 24-25 Career	Assists Leader 24-25 Career	Steals Leader 24-25 Career	Blocks Leader 24-25 Career	10+ Points 24-25 Career	20+ Points 24-25 Career	30+ Points 24-25 Career	10+ Rebounds 24-25 Career	Double-Double Points & Reb. 24-25 Career	Double-Double Points & Ast. 24-25 Career
0	Jordan Ivy-Curry	5 31	3 17	6 26	9 28	1 7	20 76	4 20	- 2	- 2	- 2	- -
1	Mike Williams	- -	1 1	- -	- -	1 1	2 2	- -	- -	- -	- -	- -
2	J.J. Taylor	- -	2 2	- -	- -	2 2	3 3	- -	- -	- -	- -	- -
3	Darius Johnson	4 26	1 11	19 71	14 49	2 3	22 72	8 16	- 2	- -	- -	- 3
4	Keyshawn Hall	16 37	13 35	4 9	2 7	5 8	25 51	14 24	3 4	3 13	2 11	- -
5	Benny Williams	- 2	1 10	2 4	2 13	5 10	1 14	- 1	- -	- 3	- 3	- -
6	Dallan 'Deebo' Coleman	1 5	3 3	- 1	6 28	1 8	3 28	1 3	- -	- -	- -	- -
7	Dior Johnson	- -	- -	2 2	1 1	- -	1 1	- -	- -	- -	- -	- -
8	Elijah Hulsewe	- 1	- 8	- -	- -	- 8	- 5	- -	- -	- 2	- 1	- -
11	Cameron Simpson	- -	- -	- -	- -	- -	- -	- -	- -	- -	- -	- -
15	Tyler Hendricks	- -	- -	- -	1 1	1 1	- -	- -	- -	- -	- -	- -
20	Poohpha Warakulnukroh	- -	- -	- -	- -	- -	- -	- -	- -	- -	- -	- -
22	Nils Machowski	- -	- -	- 2	1 2	1 1	1 3	- -	- -	- -	- -	- -
24	Jaylin Sellers	- 24	- 9	- 3	1 20	- 15	- 58	- 13	- 1	- 3	- 3	- -
35	Rokas Jocius	- -	- 7	- -	- 5	1 25	1 18	- 1	- -	- 4	- 2	- -
52	Moustapha Thiam	2 2	8 8	- -	- -	21 21	14 14	- -	- -	3 3	1 1	- -

2024-25 TEAM SUPERLATIVES

UCF High	UCF Low	Category	Opponent High	Opponent Low
28, TCU (2nd, 2:05)	N/A	Largest Lead	51, #7 Kansas (2nd, 1:44)	N/A
51, #7 Kansas (2nd, 1:44)	N/A	Largest Deficit	28, TCU (2nd, 2:05)	N/A
11, 3x, last Utah (1st, 13:38)	N/A	Largest Deficit in a Win	20, vs. LSU (1st, 2:12)	N/A
20, last vs. LSU (1st, 2:12)	N/A	Largest Lead in a Loss	11, 3x, last Utah (1st, 13:38)	N/A
18, Jacksonville	N/A	Largest Halftime Lead	19, #7 Kansas	N/A
19, #7 Kansas	N/A	Largest Halftime Deficit	18, Jacksonville	N/A
3, Colorado	N/A	Largest Halftime Deficit Overcome	15, vs. LSU	N/A
27, TCU	1, Colorado	Largest Margin of Victory	51, #7 Kansas	1, #10/8 Houston
51, #7 Kansas	1, #10/8 Houston	Largest Margin of Defeat	27, TCU	1, Colorado
102, vs. LSU	48, #7 Kansas	Points Scored	109, vs. LSU	58, TCU
37, vs. LSU	14, #7 Kansas	Field Goals	42, #7 Kansas	21, Tennessee Tech
90, vs. LSU	46, Jacksonville	Field Goals Attempted	88, vs. LSU	46, Colorado
58.7%, Jacksonville	20.6%, #7 Kansas	Field Goal Percentage	58.5%, Cincinnati	35.1%, California Baptist
14, at #11 Kansas	2, twice, last vs. #19 Wisconsin	3-Point Field Goals Made	14, twice, last BYU	1, TCU
36, at #11 Kansas	17, Jacksonville	3-Point Field Goals Attempted	36, vs. LSU	7, Tarleton St.
58.8%, Jacksonville	10%, Purdue Fort Wayne	3-Point Field Goal Percentage	53.8%, Colorado	5%, TCU
51, at Oklahoma State	5, #10 Iowa State	Free Throws Made	28, at Oklahoma State	4, twice, last Tarleton St.
38, at Oklahoma State	10, #10 Iowa State	Free Throws Attempted	35, at Oklahoma State	7, Purdue Fort Wayne
92.0%, Florida Atlantic	50%, #10 Iowa State	Free Throw Percentage	100%, California Baptist	44.4%, Tarleton St.
22, Tennessee Tech	5, Jacksonville	Offensive Rebounds	22, #7 Kansas	6, twice, last BYU
30, twice, last vs. LSU	17, Utah	Defensive Rebounds	41, #7 Kansas	16, Jacksonville
52, Tennessee Tech	28, Colorado	Total Rebounds	63, #7 Kansas	24, Jacksonville
25, at Oklahoma State	9, twice, last Utah	Fouls	26, twice, last at Oklahoma State	13, Milwaukee
20, twice, last at #11 Kansas	8, at Colorado	Assists	30, #7 Kansas	6, California Baptist
20, at Oklahoma State	5, vs. Tulsa	Turnovers	23, Tarleton St.	7, at Oklahoma State
23, Tarleton St.	7, at Oklahoma State	Turnovers Forced	20, at Oklahoma State	5, vs. Tulsa
15, vs. LSU	1, #10/8 Houston	Steals	16, at #3 Iowa State	3, #10/8 Houston
10, #13/15 Texas A&M	0, Tennessee Tech	Blocked Shots	12, #7 Kansas	0, at Baylor
46, Cincinnati	10, #7 Kansas	Points in Paint	62, #7 Kansas	20, Tennessee Tech
26, Tarleton St.	3, #7 Kansas	Points off Turnovers	26, twice, last Kansas State	4, at Colorado
27, Tennessee Tech	4, TCU	2nd Chance Points	37, #7 Kansas	2, twice, last BYU
27, at Oklahoma State	2, at Texas Tech	Fast Break Points	25, vs. LSU	4, twice, last California Baptist
33, Utah	2, at #11 Kansas	Bench Points	42, #7 Kansas	4, Utah
49, at Arizona State	25, #7 Kansas	Points - First Half	54, at #3 Iowa State	21, Tarleton St.
57.7%, Jacksonville	20.6%, #7 Kansas	Field Goal Percentage - First Half	56.3%, Cincinnati	25%, vs. LSU
55, at Oklahoma State	23, #7 Kansas	Points - Second Half	58, Florida Atlantic	30, twice, last Tarleton St.
57.1%, Jacksonville	20.6%, #7 Kansas	Field Goal Percentage - Second Half	60.6%, Cincinnati	30.6%, #13/15 Texas A&M
32, vs. LSU (12 most in 1 period)	-	Points - Overtime	39, vs. LSU (16 most in 1 period)	-
34.6%, vs. LSU	-	Field Goal Percentage - Overtime	57.7%, vs. LSU	-

TEAM STREAKS

Overall: Won 2	vs. AP Top Five: Lost 3
Home: Won 2	vs. AP Top 10: Lost 7
Away: Lost 5	vs. AP Top 25: Lost 6
Neutral: Won 1	vs. Unranked: Won 2
Big 12: Won 2	Game Ends in One Overtime: Won 1
Big 12 Home: Won 2	Game Ends in Double Overtime: Won 1
Big 12 Away: Lost 5	Game Ends in Triple Overtime: Lost 1
Non-Con: Won 5	Leading at Half: Won 2
Non-Con Home: Won 8	Trailing at Half: Lost 6
Non-Con Away: Lost 2	Tied at Half: Research Ongoing
Non-Con Neutral: Won 1	

OVERTIME INFO

Overall: 29-46, Lost 1
Under Dawkins: 6-5
Big 12: 0-0

Last Any OT Game: 11/24/24, vs. LSU; Loss 109-102, 3OT
Last OT Game: 11/20/23, vs. Charlotte; Win 74-71, OT
Last 2OT Game: 1/11/23, Memphis; Win 107-104, 2OT
Last 3OT Game: 11/24/24, vs. LSU; Loss 109-102, 3 OT
Last 4+OT Game: Never

UCF'S RECORD WHEN...

Category	Season	B12	w/Dawkins
Win the tip.....	9-6.....	3-5.....	Research TBD
Lose the tip.....	6-7.....	3-6.....	Research TBD
Home games.....	12-5.....	4-5.....	105-40
Away games.....	2-6.....	2-6.....	39-61
Neutral site games.....	1-2.....	N/A.....	19-15
vs. Top 25 teams.....	1-6.....	0-5.....	9-34
Lead at Halftime.....	13-4.....	5-3.....	124-24
Trail at Halftime.....	1-9.....	1-8.....	35-90
Tied at Halftime.....	1-0.....	0-0.....	4-2
In Overtime.....	0-1.....	0-0.....	6-5
Lead with 10:00 remaining.....	10-3.....	3-2.....	135-18
Trail with 10:00 remaining.....	3-10.....	2-9.....	22-94
Tied with 10:00 remaining.....	2-0.....	1-0.....	6-4
Lead with 5:00 remaining.....	12-1.....	5-0.....	140-8
Trail with 5:00 remaining.....	2-12.....	1-11.....	17-103
Tied with 5:00 remaining.....	1-0.....	0-0.....	6-5
Lead with 2:00 remaining.....	13-1.....	5-0.....	145-7
Trail with 2:00 remaining.....	2-11.....	1-10.....	15-106
Tied with 2:00 remaining.....	0-1.....	0-1.....	3-3
Score Fewer than 50 Points.....	0-1.....	0-0.....	1-10
Score 50-59 Points.....	0-0.....	0-1.....	9-33
Score 60-69 Points.....	2-3.....	0-3.....	42-41
Score 70-79 Points.....	4-3.....	2-2.....	69-22
Score 80-89 Points.....	7-4.....	3-4.....	30-7
Score 90+ Points.....	2-2.....	1-1.....	12-3
Opponent Scores Fewer than 50 Points.....	0-0.....	0-0.....	20-2
Opponent Scores 50-59 Points.....	3-0.....	1-0.....	52-6
Opponent Scores 60-69 Points.....	4-1.....	0-1.....	57-35
Opponent Scores 70-79 Points.....	5-2.....	3-2.....	24-37
Opponent Scores 80-89 Points.....	2-3.....	2-2.....	8-25
Opponent Scores 90+ Points.....	1-7.....	0-6.....	2-11
Shoot Under 30 Percent.....	0-1.....	0-1.....	1-7
Shoot 30-39 Percent.....	3-5.....	1-4.....	25-55
Shoot 40-49 Percent.....	8-7.....	3-6.....	85-50
Shoot 50+ Percent.....	4-0.....	2-0.....	52-4
Opponent Shoots Under 30 Percent.....	0-0.....	0-0.....	15-1
Opponent Shoots 30-39 Percent.....	4-0.....	1-0.....	79-17
Opponent Shoots 40-49 Percent.....	8-9.....	2-7.....	59-74
Opponent Shoots 50+ Percent.....	3-4.....	3-4.....	10-24
Outrebound Opponent.....	8-4.....	2-3.....	116-43
Outrebounded by Opponent.....	7-9.....	4-8.....	37-71
Rebounds equal.....	0-0.....	0-0.....	10-2
Commit fewer turnovers.....	9-7.....	4-5.....	79-43
Commit more turnovers.....	5-6.....	2-6.....	71-62
Turnovers equal.....	1-0.....	0-0.....	13-11
Outscore opponent's bench.....	6-2.....	2-0.....	95-47
Opponent bench scores more.....	9-11.....	4-11.....	66-68
Games Decided by 1-5 Points.....	5-3.....	4-3.....	46-40
Games Decided by 6-10 Points.....	4-4.....	1-3.....	35-29
Games Decided by 11-19 Points.....	4-4.....	0-3.....	49-35
Games Decided by 20+ Points.....	2-2.....	1-2.....	33-12
Wearing white.....	13-5.....	4-4.....	
Wearing black.....	2-7.....	2-6.....	
Wearing SpaceU.....	0-1.....	0-1.....	2-3
November.....	5-2.....	N/A.....	38-14
December.....	5-0.....	1-0.....	43-12
January.....	3-5.....	3-5.....	28-33
February.....	1-6.....	1-6.....	32-34
March.....	0-0.....	0-0.....	20-19
Monday.....	1-0.....	0-0.....	Research TBD
Tuesday.....	4-3.....	2-3.....	Research TBD
Wednesday.....	3-2.....	2-2.....	Research TBD
Thursday.....	0-0.....	0-0.....	Research TBD
Friday.....	1-1.....	0-0.....	Research TBD
Saturday.....	3-5.....	1-5.....	Research TBD
Sunday.....	3-2.....	1-1.....	Research TBD

THE LAST TIME...

Category	UCF	Opponent
Scored 100	102 vs. LSU (11/24/24)	104 at Oklahoma State (2/19/25)
Scored 110	115 vs. West Florida (11/12/10)	127 vs. Southern (2/24/93)
Scored 120	130 vs. Florida Tech (1/23/80)	127 vs. Southern (2/24/93)
Scored under 40	38 vs. #11 Cincinnati (1/16/18)	37 vs. Western Illinois (11/14/22)
Scored under 50	48 vs. #7 Kansas (1/5/25)	44 vs. Bethune-Cookman (12/29/23)
Led by 40+ points	44 vs. Bethune-Cookman (12/29/23)	51 vs. #7 Kansas (1/5/25)
Won by 30+	44 vs. Bethune-Cookman (12/29/23)	51 vs. #7 Kansas (1/5/25)
Won by 40	44 vs. Bethune-Cookman (12/29/23)	51 vs. #7 Kansas (1/5/25)
Won by 50	54 vs. West Florida (11/12/10)	51 vs. #7 Kansas (1/5/25)
Scored 50 in the 1st half	51 vs. Tulsa (2/11/23)	52 at Memphis (2/1/21)
Scored 50 in the 2nd half	54 vs. Florida Atlantic (11/12/24)	50 at #11 Kansas (1/28/25)
Scored 60 points or fewer in win	52-45 vs. Wichita State (12/28/22)	60-52 vs. #8 Iowa State (3/2/24)
Scored 90 points or more in loss	104-95 at Oklahoma State (2/19/25)	100-94 vs. Florida Atlantic (11/12/24)
Made 40 FG	40 at Marshall (2/27/10)	42 vs. #7 Kansas (1/5/25)
Attempted 80 FG	91 vs. LSU (11/24/24)	83 vs. #7 Kansas (1/5/25)
Shot 50% or better from the field	33-65 (50.8%) at Arizona State (1/14/25)	28-55 (50.9%) vs. Utah (2/23/25)
Shot 60% or better from the field	29-48 (60.4%) vs. Temple (1/2/19)	33-51 (64.7%) vs. Cincinnati (2/25/15)
Shot under 30% from the field	14-68 (20.6%) vs. #7 Kansas (1/5/25)	23.5% vs. Cal St. Fullerton (11/16/23)
Made 12-3-pt FG	14 at #11 Kansas (1/28/25)	14 vs. BYU (2/1/25)
Made 15-3-pt FG	15 vs. Jacksonville (12/6/23)	16 vs. Tulane (1/14/15)
Shot 50% or better from 3-pt line	10-17 (58.8%) vs. Jacksonville (12/21/24)	12-24 (50%) at Arizona State (1/14/25)
Shot 60% or better from 3-pt line	12-20 (60.0%) vs. Michigan (12/30/21)	9-13 (69.2%) vs. UConn (2/11/17)
Didn't make a 3-pt FG	0-14 at #6 Cincinnati (2/6/18)	0-23 vs. UAB (1/9/13)
Attempted 30 3-pt FG	36 at #11 Kansas (1/28/25)	32 vs. BYU (2/1/25)
Made 30 FT	31 at Oklahoma State (2/19/25)	40 at #19 BYU (2/13/24)
Made 35 FT	36 vs. Bethune-Cookman (12/22/15)	40 at #19 BYU (2/13/24)
Attempted 40 FT	44 vs. South Florida (2/13/19)	40 at #19 BYU (2/13/24)
Attempted 50 FT	56 vs. FAU (12/15/93)	67 at Marshall (2/27/10)
Made 5 or less free throws	5-for-10, vs. #10 Iowa State	4-for-9, vs. Tarleton St. (12/8/24)
Shot 100% on FTs (min. 10 att.)	11-for-11, at Michigan (12/6/20)	13-for-13, vs. California Baptist (12/1/24)
Shot 40% or worse on FTs	1-for-7, vs. #18 Baylor (1/31/24)	6-for-18, vs. Memphis (1/12/22)
Had 50+ rebounds	51 vs. LSU (11/24/24)	52 at Colorado (2/15/25)
Had 60+ rebounds	69 vs. West Florida (12/17/93)	63 vs. #7 Kansas (1/5/25)
Had 20+ offensive rebounds	20 at Arizona (1/11/25)	22 vs. #7 Kansas (1/5/25)
Had 5 or less offensive rebounds	5, vs. Jacksonville (12/21/24)	4, at Texas (1/17/24)
Had 25 assists	28 vs. Tulsa (2/11/23)	30 vs. #7 Kansas (1/5/25)
Had 30 assists	30 vs. Campbell (2/28/04)	30 vs. #7 Kansas (1/5/25)
Had 15 steals	15 vs. LSU (11/24/24)	16 at Cincinnati (2/4/23)
Had 20 steals	22 vs. Navy (12/6/03)	20 at Memphis (2/1/21)
Had 10 blocks and 10 steals	13 blocks and 10 steals vs. UIC (12/5/15)	-
Had 10 blocks	10 vs. #13 Texas A&M (11/4/24)	12 vs. #7 Kansas (1/5/25)
Had 14 blocks	14 vs. Temple (3/12/14)	15 vs. St. John's (11/26/17)
Didn't record a block	vs. Tennessee Tech (11/19/24)	at Baylor (2/8/25)
Committed 5 or less turnovers	5, vs. Tulsa (12/14/24)	4, vs. SMU (2/24/19)
Committed 20+ turnovers	20 at Oklahoma State (2/19/25)	22, vs. Colorado (1/8/25)
Won an OT game	74-71 vs. Charlotte (11/20/23)	109-102 vs. LSU (11/24/24)
Lost an OT game	109-102 vs. LSU (11/24/24)	74-71 vs. Charlotte (11/20/23)
Multiple OT game	30T, 109-102 vs. LSU (11/24/24)	-
Made Game-Winning Buzzer Beater	69-66 vs. ECU (2/20/22)	68-66 vs. Missouri (12/17/22)

THE LAST TIME A UCF PLAYER...

Scored 25 pts	26, Keyshawn Hall vs. Kansas State (2/26/25)	Had 15 rebounds	19, Ibrahima Diallo vs. #18 BYU (1/13/24)
Scored 30 pts	34, Keyshawn Hall at Oklahoma State (2/19/25)	Had 20 rebounds	20, Tacko Fall vs. SMU (2/24/19)
Scored 35 pts	40, Keyshawn Hall at Arizona State (1/14/25)	Had 10 assists	10, Darius Johnson vs. #18 Baylor (1/31/24)
Scored 40 pts	40, Keyshawn Hall at Arizona State (1/14/25)	Had 12 assists	13, Brandon Goodwin at Tulane (2/19/15)
Two players score 20 pts	vs. Kansas State (2/26/25)	Had 6 blocks	8, Moustapha Thiam vs. Kansas State (2/26/25)
	Keyshawn Hall (26), Darius Johnson (23)	Had 8 blocks (program record)	8, Moustapha Thiam vs. Kansas State (2/26/25)
	vs. Michigan (12/30/21)	Had 7 steals	7, Darius Johnson vs. California Baptist (12/1/24)
	Darin Green Jr. (27), Brandon Mahan (26)	Had a double-double	Moustapha Thiam vs. Kansas State - 11 pts/10 reb (2/26/25)
	vs. LSU (11/24/24)	Two players had double-doubles	Taylor Hendricks vs. Stetson - 16 pts/10 reb (12/21/22)
	Darius Johnson (25), Keyshawn Hall (21),		Darius Johnson vs. Stetson - 16 pts/10 ast (12/21/22)
	Jordan Ivy-Curry (20)	Had a triple-double	Isaiah Sykes vs. East Carolina - 20 pts/16 reb/11 ast (2/9/13)
	vs. Utah (2/23/25)	Two UCF players had 5+ threes	at #11 Kansas (1/28/25)
	Moustapha Thiam (18), Jordan Ivy-Curry (12)		Keyshawn Hall (5-for-7)
	Darius Johnson (12), Keyshawn Hall (11)		Darius Johnson (5-for-8)
	Dallan "Deebo" Coleman (10)	Made a game winner with	Darius Johnson vs. Utah (2/23/25)
	vs. Bethune-Cookman (12/29/23)	3.0 or less seconds remaining	
	Marchelus Avery (11), Antwann Jones (10)		
	C.J. Walker (10)		
Score 25+ points in 2 straight	Keyshawn Hall		
	26 vs. TCU (1/25/25); 34 at #11 Kansas (1/28/25)		
Score 20+ points in 3 straight	Keyshawn Hall		
	26 vs. TCU (1/25/25); 34 at #11 Kansas (1/28/25);		
	20 vs. BYU (2/1/25); 23 vs. Cincinnati		
Score 20+ points in 4 straight	Keyshawn Hall		
	26 vs. TCU (1/25/25); 34 at #11 Kansas (1/28/25);		
	20 vs. BYU (2/1/25); 23 vs. Cincinnati		
Made 12 FG	13, Keyshawn Hall at Arizona State (1/14/25)		
Made 15 FG	15, Keith Clanton at ECU (1/12/13)		
Made 20 FG	23, Bo Clark vs. Florida Tech (1/17/79)		
Attempted 20 FG	20, Keyshawn Hall at Oklahoma State (2/19/25)		
Attempted 30 FG	31, Jermaine Taylor vs. ECU (3/7/09)		
Made 5+ 3-point FG	5, K. Hall and Da. Johnson at #11 Kansas (1/28/25)		
Made 6+ 3-point FG	6, Jordan Ivy-Curry at #3 Iowa State (1/21/25)		
Made 7+ 3-point FG	8, Darius Johnson vs. Milwaukee (11/27/24)		
Made 10+ 3-point FG	11, Matt Williams vs. South Florida (1/17/17)		
Attempted 15 3-pt FG	15, Darius Johnson at West Virginia (2/20/24)		
Attempted 20 3-pt FG	21, Matt Williams vs. South Florida (1/17/17)		
Made 10 FT	10, Keyshawn Hall vs. Kansas State (2/26/25)		
Made 15 FT	15, Bennie Shaw vs. Medgar Evers (12/18/75)		
Attempted 15 FT	17, Keyshawn Hall at Oklahoma State (2/19/25)		
Attempted 20 FT	21, Tacko Fall vs. South Florida (2/13/19)		

team rankings in "The Last Time" section are via the AP poll



MEDIA QUICK GLANCE SHEET

last game's starters noted with gold numbers



0

JORDAN IVY-CURRY

5th • G • 6-3 • 177 • La Marque, Texas • UTSA / Pacific

GP/GS	PPG	APG	RPG	FG%	3FG%	FT%
24-25	27/24	13.1	2.4	32	39.4%	84.5%
Career	128/61	12.0	2.1	31	39.2%	81.1%
Career Highs	Pts: 38	Asst: 9	Reb: 11	Stl: 4		
Season High	Pts: 24	Asst: 8	Reb: 7	Stl: 4		

- Has already made a career-high amount of three-pointers, topping his 46 he achieved last season
- Scored a season-high 24 points at No. 3 Iowa State while tying a career-best with six three pointers, going 6-9 from deep
- Scored double-digit points in UCF's first 11 games of the season and has only scored single digits six times this season
- Opened the campaign with four straight 15+ point, 3+ assist efforts; best game was 22 points and 5 assists vs. FAU
- Scored 16 points in his UCF debut on Nov. 4 against #13 Texas A&M; next game scored 18 on Nov. 8
- Scored an impressive 17.1 PPG last season with UTSA, easily topping his career best of 13.9 PPG during 2021-22



1

MIKEY WILLIAMS

R-Fr • G • 6-3 • 193 • San Diego, Calif. • Memphis

GP/GS	PPG	APG	RPG	FG%	3FG%	FT%
24-25	17/4	4.7	0.5	1.9	35.4%	22.2%
Career	17/4	4.7	0.5	1.9	35.4%	22.2%
Career Highs	Pts: 14	Asst: 2	Reb: 7	Stl: 2		
Season High	Pts: 14	Asst: 2	Reb: 7	Stl: 2		

- Tied his career-high of 14 points at Oklahoma State in his second career start, pulled in a career-best seven rebounds as well
- Scored a career-high 14 points against No. 10 Iowa State on Feb. 11; earned his first collegiate start at Colorado Feb. 15
- Hit his first collegiate three-pointer at Baylor Feb. 8, draining two before scoring two the next game vs. Iowa State Feb. 11
- Made his UCF and collegiate debut Dec. 21 vs. Jacksonville, tallying an assist; scored first points at Texas Tech Dec. 31
- Tabbed as a four-star recruit coming out of high school, ranking No. 39 in the country and No. 8 in California, according to 247Sports; His 0.9809 composite ranking would be the second highest for a UCF recruit, had he committed straight to UCF



2

JJ TAYLOR

So. • F • 6-8 • 196 • Chicago, Ill. • Memphis

GP/GS	PPG	APG	RPG	FG%	3FG%	FT%
24-25	20/0	4.6	1.0	2.4	37%	27.8%
Career	23/0	4.0	0.8	2.1	37%	27.8%
Career Highs	Pts: 14	Asst: 3	Reb: 9	Stl: 2	Blk: 2	
Season High	Pts: 14	Asst: 3	Reb: 9	Stl: 2	Blk: 2	

- Scored a career-high 14 points in UCF's win at Arizona State Jan. 14 while tying a career-best in rebounds with nine
- Hauled in a career-best nine rebounds against No. 19 Wisconsin in the Greenbrier Tip-Off opener on Nov. 22, 2024
- Made UCF debut on opening night against Texas A&M, scoring 10 points and contributing a key block late to help win
- Played in three games, all off the bench over six minutes last season with Memphis, pulling in two rebounds on the year
- Was tabbed as a four-star recruit out of San Ysidro High School and was ranked as the No. 86 player in the nation, according to 247Sports composite rankings; he was the No. 14 recruit in California and No. 20 at the small forward position



3

DARIUS JOHNSON

Sr. • G • 6-1 • 200 • Boyds, Md.

GP/GS	PPG	APG	RPG	FG%	3FG%	FT%
24-25	28/28	15.3	4.2	3.2	42.1%	40.6%
Career	116/95	11.8	3.8	3.2	39.3%	35.8%
Career Highs	Pts: 33	Asst: 10	Reb: 9	Stl: 7		
Season High	Pts: 28	Asst: 8	Reb: 7	Stl: 7		

- Ranks 18th in the nation in steals p/gm with 2.29 after averaging 2.21 last season, a mark that saw him ranked 18th nationally
- Scored 17 points in the second half of UCF's Big 12 opening win at Texas Tech, finishing with a team-high 24 points
- Snatched seven steals vs. California Baptist on Dec. 1, 2024, tying a career high and tied the most in D-I in a game this year
- Hit eight three pointers on Nov. 27, 2024, a career high, the best by a Knight since Jan. 17, 2017, and tied for the second most in a UCF game
- Became the 21st Knight to score 1,000 career points all in a UCF uniform on Nov. 19 vs. Tennessee Tech
- Named All-Big 12 Honorable Mention at the end of the 2023-24 regular season



4

KEYSHAWN HALL

Jr. • G/F • 6-7 • 235 • Cleveland, Ohio • George Mason/UNLV

GP/GS	PPG	APG	RPG	FG%	3FG%	FT%
24-25	28/28	19.1	2.3	6.8	44.8%	37%
Career	75/56	14.8	1.5	6.0	46.2%	37.4%
Career Highs	Pts: 40	Asst: 6	Reb: 15	Stl: 3	Blk: 2	
Season High	Pts: 40	Asst: 6	Reb: 12	Stl: 3	Blk: 1	

- Leads Big 12 in scoring both on the whole season (19.1 ppg) and during Big 12 Conference play (21.5 ppg)
- Has seven 20+ point games over his last 10 outings, including 34 at Kansas Jan. 28 and at Oklahoma State Feb. 19
- Reached the 1,000 career point milestone with 19 points at Baylor on Feb. 8
- Became the third Knight in the team's D-I history to score 40 points, doing so at Arizona State Jan. 14 while also earning a career-high in assists; also started the game 6-for-6 from the field, including 4-for-5 from deep in the first half.
- Started 9-for-9 from the field in UCF's Big 12 opening win at Texas Tech, including 4-for-4 from the three-point line



5

BENNY WILLIAMS

Sr. • F • 6-10 • 207 • Bowie, Md. • Syracuse

GP/GS	PPG	APG	RPG	FG%	3FG%	FT%
24-25	27/1	4.2	0.9	2.3	45.6%	25%
Career	104/25	4.6	0.7	2.9	42.4%	28.3%
Career Highs	Pts: 24	Asst: 6	Reb: 11	Stl: 5	Blk: 3	
Season High	Pts: 17	Asst: 4	Reb: 8	Stl: 2	Blk: 3	

- Made his first start as a Knight Jan. 14 at Arizona State, tallying four points and a block in the victory
- Had back-to-back games with two or more blocks at the Greenbrier Tip-Off against No. 19 Wisconsin and LSU
- Big game in third appearance as a Knight, registering 17 points and eight rebounds off the bench in 21 minutes
- Registered 5.4 points per game last season with Syracuse, shooting an even 40% from the floor
- Tallied a career-high 24 points at Pittsburgh on Feb. 25, 2023
- Was rated a five-star recruit out of high school by Rivals.com, ranking 15th overall in the Class of 2021



6

DALLAN 'DEEBO' COLEMAN

Sr. • G • 6-6 • 220 • Memphis, Tenn. • Georgia Tech

GP/GS	PPG	APG	RPG	FG%	3FG%	FT%
24-25	28/24	5.5	0.9	4.2	33.8%	28.9%
Career	120/60	6.9	0.9	2.8	37.8%	34.2%
Career Highs	Pts: 24	Asst: 8	Reb: 9	Stl: 5		
Season High	Pts: 20	Asst: 2	Reb: 9	Stl: 5		

- Had his best game as a Knight in the Orange Bowl Classic vs. Tulsa, tallying 20 points and nine rebounds on 6-for-8 shooting
- Snagged a career-high five steals in UCF's triple overtime loss to LSU in the Greenbrier Tip-Off third place game
- Had a big game vs. Tennessee Tech on Nov. 19, 2024 with 14 points and five rebounds
- Averaged 16 points per game in Georgia Tech's first three games of 2023-24 (15-24 FG, 9-16 3pt FG)
- Only committed four turnovers in 16 ACC games played last season, only had 10 on the entire campaign
- His career-best mark of 24 points came against UMass Lowell on Nov. 14, 2023



7

DIOR JOHNSON

R-So. • G • 6-3 • 182 • Kingston, N.Y. • Clarendon College/Pitt

GP/GS	PPG	APG	RPG	FG%	3FG%	FT%
24-25	26/0	2.8	0.9	1.0	44.1%	23.1%
Career	26/0	2.8	0.9	1.0	44.1%	23.1%
Career Highs	Pts: 11	Asst: 4	Reb: 4	Stl: 2		
Season High	Pts: 11	Asst: 4	Reb: 4	Stl: 2		

- Had a breakout game at the Greenbrier Tip-Off vs. No. 19 Wisconsin, scoring 11 points while recording four assists and two steals
- Did not see game action at Pitt in 2022-23, earning a redshirt; was a four-star guard and ranked No. 35 in the 2022 ESPN Player Rankings
- Averaged 29.7 points, 5.4 rebounds and 5.9 assists per game at Clarendon College last season; shot 52.1% from the field and 41.7% from beyond the three point arc; scored 40 or more points in six games, and sunk 30 or more points in 10 contests
- Scored a season-high 58 points on the road at Howard (Texas) on Feb. 15 in a 104-100 victory; was 19-for-34 from the field, 5-of-6 from long range and 15-of-16 from the charity stripe




15

TYLER HENDRICKS

R-So. • G • 6-6 • 190 • Fort Lauderdale, Fla.

GP/GS	PPG	APG	RPG	FG%	3FG%	FT%
24-25	17/1	1.4	0.2	1.2	40.9%	22.2%
Career	31/1	1.9	0.2	1.2	43.8%	30.4%
Career Highs	Pts: 7	Asst: 1	Reb: 4	Stl: 3		
Season High	Pts: 7	Asst: 1	Reb: 4	Stl: 3		

- Made his first collegiate start on Feb. 26, 2025 vs. Kansas State, earning a career-best three steals in the process
- Tied a career-best with seven points vs. Utah Feb. 23, going 2-for-3 from deep and adding two rebounds and a block
- Made season debut against No. 19 Wisconsin at the Greenbrier Tip-Off after missing the first four games with injury
- Scored a turnaround jumpshot in the first round of UCF's inaugural trip to the Big 12 Conference Championship
- Made his collegiate debut in UCF's '23-'24 season opener, scoring seven points and pulling in four rebounds
- Twin brother, Taylor, played with the Knights in 2022-23 and became UCF's first lottery and first round pick, drafted by Utah in the 2023 NBA Draft



22

NILS MACHOWSKI

So. • G • 6-3 • 183 • Berlin, Germany

GP/GS	PPG	APG	RPG	FG%	3FG%	FT%
24-25	22/2	1.8	0.6	1.5	37.9%	28.6%
Career	47/2	1.9	0.7	1.3	34.6%	27.7%
Career Highs	Pts: 13	Asst: 3	Reb: 5	Stl: 3		
Season High	Pts: 13	Asst: 3	Reb: 5	Stl: 3		

- Was a perfect 5-for-5 from the field, including two threes, at Colorado Feb. 15, tying a career-high with 13 points while earning a career-best three steals.
- Made his first UCF and collegiate start on Dec. 1, 2024 vs. California Baptist, scoring four points and tallying three assists
- Pulled in a career-high five rebounds at West Virginia on Feb. 20, 2024; tied that number at Colorado Feb. 15, 2025.
- Tallied 13 points on five-of-seven shooting, including three-for-three from three-point land against Miami (11/10/23)
- Spent time in the top tier of German basketball with Alba Berlin; Won back-to-back U19 championships with Alba Berlin in 2022 and 2023



24

JAYLIN SELLERS

Sr. • G • 6-4 • 205 • Columbus, Ga. • Ball State

GP/GS	PPG	APG	RPG	FG%	3FG%	FT%
24-25	3/1	6.0	1.0	1.3	50%	40%
Career	98/68	11.9	0.8	3.0	46.7%	37.3%
Career Highs	Pts: 34	Asst: 5	Reb: 14	Stl: 4		
Season High	Pts: 7	Asst: 1	Reb: 2	Stl: 1		

- Made his 2024-25 season debut on Dec. 21 vs. Jacksonville after a preseason injury caused him to miss UCF's first 10 games
- Named All-Big 12 Honorable Mention at the end of the 2023-24 regular season
- Finished the 2023-24 campaign leading the Knights in scoring, averaging 15.9 points per game, including 16.8 PPG in wins
- Led the Big 12 in points per game last season from Nov. 27-Dec. 18 before finishing fourth in the conference at season's end
- Recorded career-highs in points (524), steals (35), assists (36), rebounds (118), and free throw percentage (82.9%) in '23-'24
- Posted a career-high 34 pts. against Stetson (11/26/23), helping him earn the Big 12's Co-Newcomer of the Week nod



35

ROKAS JOCIUS

Jr. • F • 6-10 • 240 • Kaunas, Lithuania • La Salle

GP/GS	PPG	APG	RPG	FG%	3FG%	FT%
24-25	25/2	2.0	0.3	1.6	42%	15.4%
Career	86/31	5.3	0.3	3.6	52.4%	33.8%
Career Highs	Pts: 20	Asst: 3	Reb: 13	Stl: 2	Blk: 4	
Season High	Pts: 10	Asst: 2	Reb: 5	Stl: -	Blk: 1	

- Made his first UCF start on Nov. 27 vs. Milwaukee
- Tallied a career-high 20 points against Rhode Island on Feb. 25, 2024 after earning a career-high 15 rebounds at Rhode Island on Jan. 31, 2024
- Averaged 8.5 points and 5.4 rebounds per game in a breakout sophomore campaign with La Salle
- Scored double-digit points in 12 contests last season while pulling in double-digit rebounds in four
- Was named to the Atlantic 10 Commissioner's Honor Roll in his freshman campaign at La Salle in 2022-23
- Played for Vilniaus Perlas Energija for two seasons in the second-highest tier of the Lithuanian basketball league



52

MOUSTAPHA THIAM

Fr. • C • 7-2 • 235 • Dakar, Senegal

GP/GS	PPG	APG	RPG	FG%	3FG%	FT%
24-25	25/25	10.3	0.8	5.8	50.7%	30.8%
Career	25/25	10.3	0.8	5.8	50.7%	30.8%
Career Highs	Pts: 18	Asst: 3	Reb: 10	Stl: 2	Blk: 8	
Season High	Pts: 18	Asst: 3	Reb: 10	Stl: 2	Blk: 8	

- Has six games with five or more blocks this season, including tying a program record with eight vs. Kansas State Feb. 26
- Has scored 14+ points in seven of his last 11 contests, including a season-best 18 points three times, most recently vs. Utah
- Made collegiate debut on opening night against #13 Texas A&M, tallying six blocks, the most by a rookie since 12/12/15
- Became the highest ranked recruit and first five-star in program history with a .9943 composite rank according to 247Sports. Upon redclassifying, he slotted in as the No. 7 center in the '24 class as well as the No. 6 recruit in Florida and No. 30 overall, according to On3.
- Was the No. 1 center recruit and No. 14 overall in the class of 2025 before redclassifying to join the Knights in 2024-25

ADDITION FINANCIAL ARENA



The UCF men's and women's basketball programs have called the beautiful 10,000-seat Addition Financial Arena its home since the start of the 2007-08 season. Located in the heart of Knights Plaza on the expansive north side of campus, the state-of-the-art facility opened in the fall of 2007 to packed crowds at multiple events. Under the current configuration, the capacity for basketball games sits at 9,400.

Addition Financial Arena's unique design provides an intimate atmosphere for all students, alumni, fans and supporters, while creating an intimidating environment for opponents. With a raucous student section, dubbed the "Knightmare," Addition Financial Arena has quickly become one of the more formidable basketball facilities in the entire southeast. The design offers perfect sight lines for all fans, giving every spectator a spectacular view.

UCF's first year in the Big 12 Conference saw record attendance for the men's basketball teams, hosting a total of 134,000 fans over the 2023-24 season that saw the Knights host 19 home games, averaging just over 9,000 fans per league home contest. The inaugural Big 12 campaign also saw the introduction of palm fronds as a free throw distraction in the student section. The terms "Fear the Frond" and "Frond Warning" were born as Knight Nation helped cause opponents to make 10% less of their second-half free throws in Big 12 and postseason play.

The venue has sold out twice for UCF men's basketball games, the first being the Black and Gold's 2017 NIT Quarterfinal contest against Illinois, filling the seats with 10,011 fans. The second was the Knights' Big 12 Conference home opener against No. 3 Kansas on Jan. 10, 2024, as 9,469 fans piled through the turnstiles. Most of those fans piled out of the stands as both games ended in court stormings. UCF's 65-60 victory over the Jayhawks was the highest-ranked opponent that the Knights had defeated in program history.

Approximately 7,000 seats make up the lower bowl of Addition Financial Arena, with an additional 3,000 seats situated in the upper level. Club level seating is on the east side of the Arena, with exclusive access to the regal Black and Gold Club before, during and after each game. The addition of a courtside club on one of the baselines subtracted 600 seats from the lower bowl, making the current configuration for men's and women's basketball games a 9,400-fan capacity. The area, located floor-level in front of sections 101-103, offers great views of game action as well as access to top-notch food and beverage options.

The facility features 16 luxury boxes and suites, a club lounge, open concourse areas and numerous concession options. Fans benefit from a state-of-the-art audio and video system. The scoreboard located at center court features four video screens that show replays and player information with an LED ribbon board stretching around the bottom.

Patrons enter the building through a spacious lobby that has conveniently located concession and apparel stands.

Addition Financial Arena sits on the northern side of campus and is nestled in with UCF's other athletics facilities, including FBC Mortgage Stadium, The Venue, John Euliano Park and the UCF Soccer/Track Complex. FBC Mortgage Stadium also opened up during the same September week in 2007.

The arena is the centerpiece of an area that includes apartment-style dormitories with 2,000 total beds and about 100,000-square feet of retail space. Before and after games, fans can dine and shop at establishments like Barnes & Noble Bookstore, Burger U, Gringos Locos, Domino's, The Pop Parlour, Dunkin', Jimmy John's, Subway and Knightro's.

The neighboring retail area has room for 24 shops.

Addition Financial Arena also hosts premiere concerts along with UCF commencement ceremonies. The Central Florida Crusaders, expansion members of the National Indoor Soccer League, began fielding men's and women's teams in the venue for the 2022-23 season. The Orlando Valkyries of the Pro Volleyball Federation began playing their games in the arena in Jan. 2024.

The arena is located directly in front of UCF's old home, The Venue, which re-opened following a year of massive renovations to create a new home for the women's volleyball program as well as dedicated practice facilities for both the men's and women's basketball programs. The Knights played in the former 5,100-seat building from 1991-2007.

Construction on the new facility began in November of 2005. The arena was designed by HOK Sports and constructed by KUD International.

The arena officially opened on Sept. 8, 2007, with a Reba McEntire concert. The first UCF event at the new arena occurred on Sept. 28, 2007, when the UCF volleyball team hosted East Carolina. The first UCF men's basketball game was a 63-60 victory over Nevada on Nov. 11, 2007 while the first women's contest was on Nov. 9, 2007, in 72-57 loss to Texas Tech.



Capacity	10,000
Construction Began	November 2005
Construction Completed	August 2007
Design	HOK Sports
Construction	KUD International
Cost	\$80 million
Luxury Suites	16
Lower Level Seats	5,598
Upper Level Seats	3,365
Club Seats	502
Concession Stands	7
Points of Sale	28
Video Boards	4
First UCF Game	UCF 63, Nevada 60 (11/11/07)

Highest Single-Game Home Attendance Records

1.	10,011 ^	Illinois (3/22/17)
2.	9,825	Memphis (1/10/09)
3.	9,669 ^	Kansas (1/5/25)
4.	9,469 ^	Kansas (1/10/24)
5.	9,460	Marshall (1/13/10)
6.	9,392	Iowa State (3/2/24)
7.	9,390	Houston (3/6/24)
8.	9,387	Oklahoma (2/3/24)
9.	9,383	Houston (1/25/23)
10.	9,358	Michigan (12/30/21)
11.	9,347	Rice (1/22/11)
12.	9,343	Florida State (11/13/13)
13.	9,152	BYU (2/1/25)
14.	9,141	Cincinnati (3/7/19)
15.	9,137	BYU (1/13/24)
16.	9,094	Marshall (1/5/11)
17.	9,014	Houston (1/18/25)
18.	8,882	West Virginia (1/23/24)
19.	8,808	Texas A&M (11/4/24)
20.	8,734	Memphis (1/18/12)

^ - indicates sellout

Single-Season Home Attendance

1.	134,240 (7,065/19 games)	2023-24
2.	121,036 (6,370/19 games)	2010-11
3.	97,297 (5,723/17 games)	2011-12
4.	90,466 (4,523/20 games)	2012-13
5.	90,067 (5,298/17 games)	2013-14
6.	89,664 (5,274/17 games)	2022-23
7.	88,378 (4,651/19 games)	2016-17

Addition Financial Arena Record by Coaches

Coach	Seasons	Addition Financial Record	Win Pct.
Kirk Speraw	3	34-13 / 12-13*	.723 / .480*
Donnie Jones	6	74-33 / 59-33*	.692 / .641*
Johnny Dawkins	9	105-40	.724

*2008-09, 2009-10, 2010-11 victories vacated due to NCAA sanctions

Season-by-Season Record in Addition Financial Arena

Season	Head Coach	Home Record
2007-08	Kirk Speraw	12-4
2008-09	Kirk Speraw	13-3 / 0-3*
2009-10	Kirk Speraw	9-6 / 0-6*
2010-11	Donnie Jones	15-4 / 0-4*
2011-12	Donnie Jones	16-1
2012-13	Donnie Jones	15-5
2013-14	Donnie Jones	10-7
2014-15	Donnie Jones	10-8
2015-16	Donnie Jones	8-8
2016-17	Johnny Dawkins	15-3
2017-18	Johnny Dawkins	12-4
2018-19	Johnny Dawkins	15-2
2019-20	Johnny Dawkins	10-6
2020-21	Johnny Dawkins	6-3
2021-22	Johnny Dawkins	13-3
2022-23	Johnny Dawkins	11-6
2023-24	Johnny Dawkins	11-8
2024-25	Johnny Dawkins	12-5
18 Seasons	3 Head Coaches	213-86 / 176-86*
		.712 / .672 Win %

*2008-09, 2009-10, 2010-11 victories vacated due to NCAA sanctions

UCF's Addition Financial Arena Winning Streaks

G	Began	Ended	Coach	Team to End Streak
16*	2/12/11	1/28/12	Donnie Jones	Southern Miss, 78-65
12**	2/6/08	1/10/09	Kirk Speraw	Memphis, 75-66
10	11/24/18	2/7/19	Johnny Dawkins	No. 12 Houston, 77-68
10*	11/12/10	1/19/11	Donnie Jones	East Carolina, 68-61
8	11/4/24	1/5/25	Johnny Dawkins	No. 7 Kansas, 99-48
7	2/14/17	11/30/17	Johnny Dawkins	Missouri, 62-59
7	1/30/12	11/20/12	Donnie Jones	Middle Tennessee, 75-61
7*	3/7/09	12/30/09	Kirk Speraw	Jacksonville, 61-51
6	12/4/22	1/25/23	Johnny Dawkins	No. 3 Houston, 82-71
6	1/5/13	2/20/13	Donnie Jones	Marshall, 82-70
6	11/17/13	12/31/13	Donnie Jones	No. 10 Louisville, 90-65

*Streak is actually 11 due to five consecutive home wins at the end of the 2000-01 season being vacated via to NCAA sanctions

**Streak is actually four due to eight consecutive home wins to begin the 2008-09 season being vacated via to NCAA sanctions

*entire winning streak vacated due to NCAA sanctions





Johnny DAWKINS

Head Coach / Ninth Season at UCF

UCF head men's coach Johnny Dawkins has built a particularly glossy college basketball playing and coaching catalogue—most recently including 2023

induction into the National Collegiate Basketball Hall of Fame and selection of a UCF player in the first round of the 2023 NBA Draft.

Dawkins' resume showcases:

- ◆ 15 seasons as a major-college head coach (the last seven at UCF), including eight postseason berths and a pair of National Invitation Tournament titles
- ◆ Extensive player development, highlighted by Taylor Hendricks' selection in the first round of the 2023 NBA Draft after only a single season at UCF
- ◆ 10 additional previous seasons of experience as an assistant coach at Duke, including NCAA Championship appearances every year, an NCAA title in 2001 and seven Atlantic Coast Conference Tournament crowns
- ◆ A nine-year NBA career that included a career double-figure scoring average
- ◆ A collegiate playing career at Duke that featured national player-of-the-year recognition as a senior as the school's all-time top career scorer, later culminating with his 2023 National Collegiate Basketball Hall of Fame selection

In eight seasons at UCF, Dawkins has led the program to unprecedented heights, in the only eight-year stretch with four or more postseason appearances during the Division I era. He led the Knights to their first NCAA Championship victory in 2019. He's also responsible for producing UCF's first lottery pick after Taylor Hendricks was selected by the Utah Jazz with the ninth overall pick in the 2023 NBA Draft. In the deepest, most challenging league in college basketball, Dawkins led the Knights to seven victories in their inaugural season as members of the Big 12 Conference in 2023-24, earning a program record three ranked wins during the campaign. Dawkins boasts eight wins over ranked opponents in his time at the helm of the Knights, accounting for 80% of the team's wins over Associated Press top-25 teams in the program's history. UCF made a statement in its inaugural home Big 12 game on Jan. 10, 2024, beating No. 3 Kansas by five after trailing by 16 at one point during the contest. The Knights went on to earn additional ranked wins over No. 23 Oklahoma and No. 23 Texas Tech during the inaugural Big 12 slate, joining the 2018-19 season as the only other campaign with multiple wins over ranked opponents in a single season.

The Knights also earned a host of other impressive wins against top-25 foes, beating 15th-ranked Florida State in Tallahassee in 2020, the program's first victory over the Seminoles. The Knights recorded consecutive victories over No. 6 Houston and No. 19 Cincinnati during the 2018-19 regular-season run to the NCAA Championship, solidifying themselves in the field of 68. UCF defeated No. 24 Alabama in December 2017, after earning the first ranked win under Dawkins on Feb. 26, 2017, beating No. 15 Cincinnati 53-49. UCF cracked the AP poll on Mar. 4, 2019, for the first time since 2011, earning a ranking of 25th late in the regular season. It was the latest into a season that the Knights had been ranked. The home finale against Cincinnati in 2019 marked the first matchup of ranked teams at Addition Financial Arena.

Dawkins was named UCF's seventh head men's basketball coach on Mar. 23, 2016.

The 2019 NCAA Championship Run

The 2018-19 season was one to remember for Dawkins and the Knights, as he guided UCF to a No. 9 seed in the NCAA Championship, its highest seed in five all-time NCAA Championship appearances, and defeated eighth-seeded VCU 73-58 in first-round action.

UCF then came inches away from upsetting top overall seed Duke in the second round, ultimately falling 77-76 to fellow Hall of Famer and his former college coach Mike Krzyzewski, Zion Williamson and RJ Barrett as BJ Taylor's floater rimmed out and Aubrey Dawkins' tip-in barely missed at the buzzer.

The Knights were stellar down the stretch to secure their at-large NCAA Championship berth, winning on the road at No. 6/8 Houston to snap the Cougars' 33-game home win streak and topping No. 19/20 Cincinnati in Orlando. It marked the first time UCF had earned multiple victories over ranked opponents in the same season, and the Knights did it in back-to-back games.

Dawkins led UCF back to the NCAA Championship for the first time since 2005, and the first time as an at-large selection (with the previous four NCAA Championships as champions of the Atlantic Sun Conference Tournament in 1994, 1996, 2004 and 2005). He helped three individuals earn all-conference accolades from the American Athletic Conference in 2018-19, as UCF led the league with three honorees. BJ Taylor became the first Knight to earn first-team AAC honors, while Aubrey Dawkins was named second team and Tacko Fall added third-team honors. It marked just the second time that the Knights put multiple student-athletes on the AAC all-conference teams and the ninth time in the program's Division I history that multiple Knights earned all-conference honors in the same season (dating back to the 1993-94 season). With two players on the three all-conference teams, only Houston had more players earn all-conference honors.

Following the end of the 2018-19 regular season, Dawkins was named a finalist for the Skip Prosser Man of the Year Award and the Ben Jobe National Coach of the Year Award.

UCF finished the year 24-9, tied for the fourth most wins in a season in program history. The Knights' 23 regular-season wins marked a record in UCF's Division I era. The team went 13-5 in AAC play, the team's most league wins since joining that conference, and earned the No. 4 seed in the conference tournament for the second time in three seasons.

Dominant Defense

Known for their defense under Dawkins, the Knights ranked 11th in the nation in field-goal percentage defense, holding opponents to just 39.4 percent shooting in the 2018-19 NCAA Championship run. UCF was also 27th in scoring defense, allowing 64.5 points per game that season.

Defense always has been a priority with UCF teams, as four of Dawkins' eight seasons with the Knights have seen the team finish inside the top 50 nationally in scoring defense, including two top-10 finishes. UCF ranked third in the nation in scoring defense in 2017-18, holding teams to 61.7 points per game and 40.1% shooting, slotting the team at the No. 10 spot in the country. Dawkins' first season with UCF in 2016-17 saw the team finish No. 1 in field-goal percentage defense, limiting foes to 36.5% from the field, and No. 6 in scoring defense, with opponents averaging 61.2 points per contest.

Despite making the jump to one of the nation's toughest leagues in college hoops, UCF held its own on the defensive side of the ball. The Knights led the Big 12 in blocks per game, averaging 5.0 per game, a top 20 mark nationally throughout the year. UCF also ranked in the top 25 in steals per game at 8.7 per contest. Although they finished just outside of the top 50 national rankings for scoring defense, the Knights often held opponents well below their season averages. UCF also posted its second-highest turnovers forced per game clip during the team's first run through the Big 12, finishing in the top 40 with a mark of 14.21.

Highly-Touted Hendricks

Taylor Hendricks qualified as UCF's top recruit in program history upon his arrival prior to the 2022-23 season. He came into college as a top-100 player in two of the three major recruit rankings, as ESPN pinned him No. 54 and Rivals had him at No. 87. Hendricks lived up to the hype on opening night, dropping a team-best 23 points in his collegiate debut and finishing the season with averages of 15.3 points and 6.9 rebounds.

Through plenty of work and coaching throughout the season, Hendricks quietly began to creep into mock drafts across the country. At season's end, Hendricks had achieved two career-high marks of 25 points and recorded five double-doubles. He was the nation's only player to make 60 or more three-pointers, tally 55 or more blocks and record 35 or more dunks. He was

honored with a unanimous selection to the American Athletic Conference All-Rookie Team and was named second-team All-AAC. Hendricks announced his intent to enter the NBA Draft on March 22, 2023, making him UCF's first one-and-done player. The freshman phenom later went on to become the Knights' first lottery pick as well as a first-round selection, going ninth to the Utah Jazz in the 2023 NBA Draft.

Enshrined in the College Basketball Hall of Fame

Dawkins was honored Aug. 30, 2023, as an inductee in the 18th class of the National Collegiate Basketball Hall of Fame. He was joined by former Duke coach Mike Krzyzewski, who was officially honored in the class of 2023 after initially being among the Hall of Fame's Founding Class in 2006.

Dawkins was inducted for his playing days as a Blue Devil and is one of the most decorated players in Duke history. He is regarded as a key early figure in the program's ascent to becoming a national power. From 1982-86, Dawkins piled up 2,556 points – a mark that stood as the school's scoring record until 2006 and remains second all-time. He was a two-time consensus All-American, a four-time All-ACC selection--and was recipient of the 1986 Naismith National Player of the Year award.

As a senior, Dawkins led Duke to the ACC regular-season and tournament titles, and an appearance in the NCAA National Championship game. The 10th overall pick by the Spurs in the 1986 NBA Draft, Dawkins saw action in nine professional seasons with the Spurs, 76ers and Pistons. He averaged 11.1 points and 5.5 assists through 541 career NBA games.

UCF Player Honors

Multiple players have earned conference and national honors under Dawkins' tenure. Tacko Fall earned a spot on the Lefty Driesell Defensive All-America team in 2016-17 and was named the American Athletic Conference Defensive Player of the Year. B.J. Taylor earned first-team All-AAC and NABC first-team All-District honors in 2018-19.

Seven nods to the All-AAC Team were awarded while the Knights were members of that league. An additional three All-Rookie Team honors were earned, all over the last three seasons. Taylor Hendricks earned second-team All-Conference honors as well as a unanimous nod to the All-Rookie Team in 2022-23, as well as tallying a record nine conference rookie-of-the-week accolades. Darius Johnson and Isaiah Adams preceded Hendricks in earning All-Rookie Team nods in 2021-22 and 2020-21, respectively. Aubrey Dawkins (2018-19) and Taylor (2016-17) are the other Knights who received All-AAC second-team honors, while Darin Green Jr. (2021-22), Brandon Mahan (2020-21), Darius Perry (2020-21) and Fall (2018-19) all were members of an AAC third team.

Johnson added to his decorated career as a Knight with an All-Big 12 Honorable Mention honor in UCF's first season in the Big 12 (2023-24). He was joined by fellow junior guard Jaylin Sellers and fifth-year forward Ibrahima Diallo on the honorable mention list.

Postseason Pushes

On top of the NCAA Championship run in 2018-19, the Knights have punched three tickets to the NIT under Dawkins' direction, as he has led UCF to the postseason in half of his eight seasons at the helm of the Black and Gold. That number of postseason appearances is more than half of the SEC, ACC and Big Ten combined over that stretch.

UCF's most recent NIT bid saw the squad earn a No. 4 seed. In 2023, the Knights traveled to Gainesville, Florida, and handily beat Florida 67-49, UCF's first road victory against the Gators in program history. The Knights were the only team to hold Florida under 50 points all season. It was the sixth time

COACHING EXPERIENCE

2016-present	UCF	Head Coach
2008-16	Stanford	Head Coach
2000-08	Duke	Associate Head Coach
2006-08	USA Basketball	Player Personnel
1998-99	Duke	Assistant Coach

NBA EXPERIENCE

1994-95	Detroit Pistons
1989-94	Philadelphia 76ers
1986-89	San Antonio Spurs
1986	Drafted, Spurs - 10th Overall



that season UCF limited an opponent to 50 points or fewer. The Knights' run came to an end in their inaugural meeting with top-seeded Oregon in Eugene.

The 2016-17 season took UCF to New York's Madison Square Garden in Dawkins' first year at the helm of the Knights. UCF hosted its first NIT game, defeating Colorado for the program's first postseason win in an NIT or NCAA game. The Knights went on to defeat top-seeded Illinois State on the road, before coming home to the first sellout crowd at Addition Financial Arena and winning 68-58 over Illinois to earn a spot in the NIT semifinals. Under Dawkins' leadership, UCF led all NCAA Division I teams in defensive field-goal percentage, holding opponents to just 36.5 percent from the floor. The Knights were also sixth in the nation, allowing only 61.2 points per game, and gave up 45 or fewer points in four games over the course of the year. Dawkins was a finalist for both the Jim Phelan and Ben Jobe National Coach of the Year awards in his first season at UCF. Matt Williams set UCF records for three-pointers in a career, season and game, before signing a professional contract with the Miami Heat.

Notable Notes

In UCF's Dec. 11, 2021, win over North Carolina A&T, Dawkins picked up his 100th victory with the Knights, becoming the fastest coach in program history and just the third one to do so. He earned his 300th career victory in the Black and Gold's 74-63 win over No. 23 Oklahoma. Following the end of the 2023-24 season, Dawkins stands 148-103 all-time as head coach of the Knights, a winning percentage of .590, currently the second highest in program history and first during the Division I era, trailing only Torchey Clark's .755 mark.

In eight years, Dawkins has done a similarly successful job with his players in the classroom. With Dawkins at the helm, the Knights men's basketball program recorded an average semester team grade-point average over 3.0 for the first time in recorded history in 2018. Then the Knights did it again, setting a program record with an average semester GPA of 3.03 in spring 2019. Under Dawkins' watch, more than 45 nods have been earned by Knights on the AAC All-Academic team.

When Dawkins took over at UCF, the Knights had gone 12-18 the season before and hadn't finished above .500 since 2012-13. He led UCF to a 24-12 record in his first season at the helm, the sixth-best turnaround in the nation. With just seven scholarship players due to transfers and injuries, the Knights earned the fourth seed – their highest ever – in the American Athletic Conference Tournament, eventually falling to league champion SMU in the semifinals.

Stanford Stint

Stanford put together four 20-win seasons in Dawkins' tenure as head coach. He is only the second coach in Stanford history with at least four 20-win seasons. Stanford's success on the court came against some of the toughest schedules in the nation. During the 2015-16 season, the Cardinal faced the sixth-most difficult slate in the country—with a nation-leading 17 of Stanford's 30 games against RPI top-50 squads. Stanford's strength of schedule was rated in the top 50 each of his final four seasons, including two in the top 20, with an average rank of 27.75.

The Cardinal basketball program also excelled in the classroom during Dawkins' tenure, earning at least three Pac-12 All-Academic selections for five consecutive seasons and producing back-to-back Pac-12 Scholar-Athlete of the Year recipients (2014, 2015). Stanford also received annual national academic recognition, with three players earning National Association of Basketball Coaches (NABC) Honors Court status in 2015. The Cardinal were one of 20 NCAA Division I teams to earn an NABC Team Academic Excellence Award in 2016.

In 2012, Dawkins mentored Chasson Randle to become the consummate student-athlete. Randle finished that season as Stanford's all-time leading scorer and earned the program's initial first-team Academic All-America selection since 2006. Under Dawkins, Stanford recorded back-to-back perfect Academic Progress Rate (APR) scores of 1,000 in both the 2012-13 and 2013-14 reports.

Player development was also markedly improved at Stanford under Dawkins' tutelage. Four Cardinal players were selected in the NBA Draft following their collegiate careers—including 2014 first-round pick Josh Huestis.

Learning from a Legend

The Washington, D.C., native coached for 10 years under the legendary Mike Krzyzewski at Duke. During Dawkins' decade as a coach at Duke, the Blue Devils won a national championship (2001), tallied six ACC regular-season championships, recorded seven ACC Tournament titles and posted a 330-60 (.846) record. In four consecutive seasons from 1999-2002, Duke finished the regular season ranked No. 1 in both national polls, a first in college basketball history. Duke reached a No. 1 national ranking in seven of 10 seasons with Dawkins on the coaching staff.

While at Duke, he also served as the player personnel director for the USA Basketball Senior National Team from 2006-08.

Decorated at Duke

Following a prolific high school career at Mackin Catholic High School in Washington, D.C. (McDonald's All-American and third-team Parade All-American), Dawkins made his way to Duke, where he would become one of the most decorated players to set foot in Durham, North Carolina.

He played for the Blue Devils from 1982-83 through 1985-86, earning consensus All-America honors twice (1985, 1986).

COACHING RECORD

Season	School	Record	Pct
2008-09	Stanford	20-14	.588
2009-10	Stanford	14-18	.438
2010-11	Stanford	15-16	.484
2011-12	Stanford	26-11	.703
2012-13	Stanford	19-15	.559
2013-14	Stanford	23-13	.639
2014-15	Stanford	24-13	.649
2015-16	Stanford	15-15	.500
2016-17	UCF	24-12	.667
2017-18	UCF	19-13	.594
2018-19	UCF	24-9	.742
2019-20	UCF	16-14	.533
2020-21	UCF	11-12	.478
2021-22	UCF	18-12	.600
2022-23	UCF	19-15	.559
2023-24	UCF	17-16	.515
2024-25	UCF	15-13	.536
At UCF	9 Seasons	163-116	.584
Total	17 Seasons	319-231	.580

COACHING HIGHLIGHTS

2008-09	CBI Semifinals
2011-12	NIT Champions
2012-13	NIT Second Round
2013-14	NCAA Sweet 16
2014-15	NIT Champions
2016-17	NIT Semifinals
	Finalist for Jim Phelan National Coach of the Year
	Finalist for Ben Jobe National Coach of the Year
2018-19	Finalist for Skip Prosser Man of the Year
	Finalist for Ben Jobe National Coach of the Year
	NCAA Tournament
2022-23	NIT Second Round
2023-24	NIT First Round

COLLEGIATE CAREER

1982-86	Duke University
1985-86	Naismith National Player of the Year
	Consensus First Team All-America
	First Team All-ACC
	NCAA East Regional MVP
	ACC Tournament MVP
	Duke Team MVP
	Duke Co-Captain
1984-85	Consensus First Team All-America
	First Team All-ACC
	Duke Team MVP
1983-84	Second Team All-ACC
	Duke Team MVP
1982-83	Freshman All-America
	Second Team All-ACC
	Duke Team MVP

THE DAWKINS FILE

Hometown	Washington, D.C.
High School	Mackin Catholic
College	Duke, 1986

Dawkins was also voted the 1986 Naismith National Player of the Year and named a Freshman All-American in 1983. During his collegiate career, he helped lead Duke to three NCAA Championship berths, including an NCAA title-game appearance in 1986. He was an All-ACC honoree all four seasons as a Blue Devil. Dawkins helped Duke win the 1986 ACC Tournament title in his senior season, claiming the MVP award in the process.

Dawkins finished his career as the school's all-time leading scorer and held that honor until 2006 when J.J. Redick surpassed his mark of 2,556 points. He recorded double-figure point totals in 129 of 133 collegiate games. Dawkins led the Blue Devils in scoring all four years, recording the fourth-highest season point total in school history with 809 in 1986. Dawkins remains Duke's career record-holder in field goals (1,026) and field goals attempted (2,019) while also setting the school's single-season mark for field goals (331) during the 1986 campaign.

Dawkins was inducted into the Duke Sports Hall of Fame in September 1996. His jersey number 24 was retired by the school.

Professional Experience

A 1986 first-round NBA Draft pick (10th overall) by San Antonio, Dawkins saw action in nine NBA seasons with the Spurs (1986-89), Philadelphia 76ers (1989-94) and Detroit Pistons (1994-95). He averaged 11.1 points, 2.5 rebounds and 5.5 assists over 541 career NBA games.

Giving Back to the Game

Dawkins has served as a member of the National Association of Basketball Coaches Board of Directors since 2012. He currently serves on the NCAA Division I Men's Basketball Ethics Coalition, an independent committee of current and former coaches, charged with promoting ethical conduct through leadership, education and mentoring opportunities, while identifying key issues challenging the coaching community.





Jordan IVY-CURRY

Guard / Fifth Year / 6-3 / 177
La Marque, Texas / La Marque / UTSA / Pacific

SEASON STATS

PPG	RPG	APG	FG%	3PT%	FT%
13.1	3.2	2.4	39.4%	32.7%	84.5%

IVY-CURRY NOTEBOOK

- ✦ Began his UCF career by scoring double-digit points in his first 11 games
- ✦ Scored an impressive 17.1 PPG last season with UTSA, easily topping his career best of 13.9 PPG during 2021-22
- ✦ Nearly doubled his rebounds per game average, posting 5.2 in 2023-24 compared to 2.6 in 2022-23
- ✦ Poured in a career-high 38 points against Florida Atlantic on Jan. 21, 2024
- ✦ Tallied a career-high 63 assists last season, improving on his previous best of 50
- ✦ Made a career-best 46 three pointers last season and shot a career-high 38.7% mark from downtown
- ✦ Earned Conference USA All-Freshman Team honors while with UTSA in 2020-21

TOP PERFORMANCES

- ✦ **at Iowa State (1/21/25)**
24 points, tied a career-high with six made three pointers
- ✦ **Colorado (1/8/25)**
22 points, 4-10 3PT FG, 6 rebounds, 4 assists, 3 steals
- ✦ **Jacksonville (12/21/24)**
19 points, 5-9 3PT FG
- ✦ **vs. LSU (11/24/24)**
20 points (17 of which came over the three overtime periods), 6 rebounds
- ✦ **Florida Atlantic (11/12/24)**
22 points (including 18 in the first half), five assists, two steals, 4-8 3PT
- ✦ **Purdue Fort Wayne (11/8/24)**
18 points, 3 assists, 3 steals

GAME-BY-GAME STATS

Opponent	Date	GS	MIN	Total		3-Pointers		Free throws		Rebounds				PF	A	TO	BLK	STL	PTS	AVG	
				FG-FGA	PCT	3FG-3FGA	PCT	FT-FTA	PCT	OFF	DEF	TOT	AVG								
Texas A&M	11/04/2024	*	35:04	4-12	.333	2-7	.286	6-8	.750	1	4	5	5.0	3	3	3	0	1	16	16.0	
Purdue Fort Wayne	11/08/2024	*	35:44	5-12	.417	0-6	.000	8-8	1.000	0	0	0	2.5	1	3	1	0	3	18	17.0	
Fla. Atlantic	11/12/2024	*	32:03	6-12	.500	4-8	.500	6-6	1.000	2	1	3	2.7	3	5	3	0	2	22	18.7	
Tennessee Tech	11/19/2024	*	28:41	6-12	.500	0-4	.000	3-3	1.000	2	0	2	2.5	3	3	1	0	4	15	17.8	
vs Wisconsin	11/22/2024	*	25:18	3-14	.214	1-3	.333	6-8	.750	0	4	4	2.8	1	1	0	0	0	13	16.8	
vs LSU	11/24/2024	*	41:55	7-18	.389	5-12	.417	1-2	.500	3	3	6	3.3	4	0	4	0	1	20	17.3	
Milwaukee	11/27/2024	*	30:29	5-9	.556	1-4	.250	3-4	.750	0	5	5	3.6	0	3	0	0	1	14	16.9	
California Baptist	12/01/2024		28:59	3-6	.500	1-3	.333	3-4	.750	0	2	2	3.4	1	5	1	0	0	10	16.0	
Tarleton St.	12/08/2024	*	26:41	5-12	.417	4-10	.400	2-2	1.000	4	2	6	3.7	2	2	2	0	3	16	16.0	
vs Tulsa	12/14/2024	*	34:49	6-12	.500	4-7	.571	0-0	.000	1	1	2	3.5	2	4	0	0	0	16	16.0	
Jacksonville	12/21/2024	*	28:14	6-12	.500	5-9	.556	2-2	1.000	0	3	3	3.5	4	2	2	0	3	19	16.3	
at Texas Tech	12/31/2024	*	30:50	1-7	.143	0-4	.000	7-7	1.000	0	0	0	3.2	3	0	1	0	0	9	15.7	
Kansas	01/05/2025	*	18:42	1-5	.200	1-2	.500	2-2	1.000	0	1	1	3.0	0	0	1	0	0	5	14.8	
Colorado	01/08/2025	*	36:51	7-13	.538	4-10	.400	4-5	.800	1	5	6	3.2	1	4	1	0	3	22	15.4	
at Arizona	01/11/2025	*	28:17	2-11	.182	1-9	.111	0-0	.000	2	5	7	3.5	2	2	3	0	0	5	14.7	
at Arizona St.	01/14/2025	*	29:55	3-10	.300	2-6	.333	0-0	.000	0	2	2	3.4	3	3	2	0	3	8	14.3	
Houston	01/18/2025	*	29:51	4-10	.400	2-7	.286	4-4	1.000	0	3	3	3.4	1	0	0	1	0	14	14.2	
at Iowa St.	01/21/2025	*	30:40	8-14	.571	6-9	.667	2-3	.667	0	2	2	3.3	1	3	3	0	2	24	14.8	
TCU	01/25/2025	*	31:14	5-12	.417	3-8	.375	1-1	1.000	1	5	6	3.4	1	4	2	0	3	14	14.7	
at Kansas	01/28/2025	*	33:05	4-10	.400	2-5	.400	0-0	.000	1	6	7	3.6	3	8	1	1	1	10	14.5	
BYU	02/01/2025	*	35:51	4-12	.333	3-7	.429	3-4	.750	0	1	1	3.5	4	1	2	0	1	14	14.5	
Cincinnati	02/05/2025	*	29:47	4-7	.571	2-4	.500	1-2	.500	1	2	3	3.5	2	0	1	0	0	11	14.3	
at Baylor	02/08/2025	*	28:50	4-14	.286	1-7	.143	1-2	.500	0	1	1	3.3	3	1	1	0	2	10	14.1	
Iowa St.	02/11/2025	*	29:50	4-12	.333	0-5	.000	0-1	.000	1	1	2	3.3	2	1	0	0	1	8	13.9	
at Oklahoma St.	02/19/2025	*	29:06	2-8	.250	1-5	.200	4-4	1.000	0	4	4	3.3	4	2	0	0	0	9	13.7	
Utah	02/23/2025	*	27:43	5-10	.500	0-5	.000	2-2	1.000	0	2	2	3.3	1	4	0	0	4	12	13.6	
Kansas St.	02/26/2025		08:30	0-3	.000	0-2	.000	0-0	.000	0	1	1	3.2	0	1	0	0	0	0	13.1	
Totals			24	806:59	114-289	.394	55-168	.327	71-84	.845	20	66	86	3.2	55	65	35	2	38	354	13.1

Player Averages

Games Played	Minutes/game	Points/game	FG Pct	3FG Pct	FT Pct	Rebounds/game	Assists/game	Turnovers/game	Assist/Turnover ratio	Steals/game	Blocks/game
27	29.9	13.1	39.4	32.7	84.5	3.2	2.4	1.3	1.9	1.4	0.1

CAREER STATS

				Field Goals		3-Point		F-Throws		Rebounds										Scoring	
SEASON	TEAM	GP-GS	MIN/AVG	FG-FGA	FG%	3FG-3FGA	3FG%	FT-FTA	FT%	OFF	DEF	TOT	AVG	PF-FO	A	TO	BLK	STL	PTS	AVG	
2020-21	UTSA	26-11	518/19.9	67-167	.401	24-64	.375	28-41	.683	38	34	72	2.8	44-1	40	21	3	19	186	7.2	
2021-22	UTSA	21-19	581/27.6	101-291	.347	45-133	.338	45-56	.804	13	36	49	2.3	25-0	48	51	3	19	292	13.9	
2022-23	UOP	33-7	661/20.0	114-270	.422	42-123	.341	70-81	.864	17	69	86	2.6	67-0	50	41	0	17	340	10.3	
2023-24	UTSA	21-0	571/27.2	116-289	.401	46-119	.387	82-103	.796	17	92	109	5.2	48-1	63	49	4	19	360	17.1	
2024-25	UCF	27-24	807/29.9	114-289	.394	55-168	.327	71-84	.845	20	66	86	3.2	55-0	65	35	2	38	354	13.1	
TOTAL FOR UCF		27-24	807/29.9	114-289	.394	55-168	.327	71-84	.845	20	66	86	3.2	55-0	65	35	2	38	354	13.1	
TOTAL		128-61	3137/24.5	512-1306	.392	212-607	.349	296-365	.811	105	297	402	3.1	239-2	266	197	12	112	1532	12.0	

CAREER HONORS

Conference USA All-Freshman Team

2020-21

Conference USA Commissioner's Honor Roll

2020-21

COLLEGE PATH

2020-21	Freshman	UTSA
2021-22	Sophomore	UTSA
2022-23	Junior	Pacific
2023-24	Senior	UTSA
2024-25	5th Year	UCF

CAREER HIGHS

Points	38	Florida Atlantic (1/21/24)
Rebounds	11	at BYU (2/4/25)
Assists	9	at Rice (2/3/22)
Steals	4	2x, last vs. Utah (2/23/25)
Blocks	1	12x, last at Kansas (1/28/25)
FGs Made	12	at SMU (3/2/24)
FGs Att.	24	Florida Atlantic (1/21/24)
3-Pt. FGs Made	6	2x, last at Iowa State (1/21/25)
3-Pt. FGs Att.	14	at Memphis (1/10/24)
FTs Made	14	Florida Atlantic (1/21/24)
FTs Att.	17	Florida Atlantic (1/21/24)

2024-25 GAME HIGHS

Points	24	at Iowa State (1/21/25)
Rebounds	7	2x, last at Kansas (1/28/25)
Assists	8	at Kansas (1/28/25)
Steals	4	2x, last vs. Utah (2/23/25)
Blocks	1	2x, last at Kansas (1/28/25)
FGs Made	8	at Iowa State (1/21/25)
FGs Att.	18	vs. LSU (11/24/24)
3-Pt. FGs Made	6	at Iowa State (1/21/25)
3-Pt. FGs Att.	12	vs. LSU (11/24/24)
FTs Made	8	Purdue Fort Wayne (11/8/24)
FTs Att.	8	3x, last vs. Wisconsin (11/22/24)

DID YOU KNOW?

Favorite pro athlete: Kyrie Irving

Pre-game ritual: Isolation, pray

Favorite movie: Waist Deep

Favorite TV show: George Lopez

Favorite music artist: NBA Young Boy

Favorite food: Seafood

Second favorite sport: Boxing

Favorite off-day activity: Going to the beach

Fun fact: Made a few songs

Hidden talent: Cooking his seafood pasta

MISCELLANEOUS

	2024-25	Career
10+ Points	20	76
20+ Points	4	20
30+ Points	-	2
5+ Rebounds	8	29
10+ Rebounds	-	2
3+ Three Pointers	9	32
5+ Assists	3	10
3+ Steals	7	13
3+ Blocks	-	-
Double-Doubles	-	2



1 Mikey WILLIAMS

Guard / Redshirt Freshman / 6-3 / 193
San Diego, Calif. / San Ysidro / Memphis

SEASON STATS

PPG	RPG	APG	FG%	3PT%	FT%
4.7	1.9	0.5	35.4%	22.2%	80%

WILLIAMS NOTEBOOK

- ◆ Made his first UCF and collegiate start on Feb. 15, 2025 at Colorado, earning eight points, two rebounds and a steal.
- ◆ Made his UCF and collegiate debut on Dec. 21, 2024 against Jacksonville, tallying an assist in 3:12 on the floor.
- ◆ Tabbed as a four-star recruit coming out of high school, ranking No. 39 in the country and No. 8 in California, according to 247Sports. His 0.9809 composite ranking out of high school would be the second highest for a UCF recruit, had he committed straight to UCF.
- ◆ Played at San Ysidro for his senior season where he posted 23.8 points, 9.2 assists and 3.2 rebounds per game, per MaxPreps
- ◆ Spent his sophomore and junior seasons at Lake Norman Christian
- ◆ Named MaxPreps National Freshman of the Year at San Ysidro, posting a stat line of 29.9 points, 6.7 rebounds and 4.9 assists per game, per MaxPreps
- ◆ Scored 46 points in his high school debut on Nov. 20, 2019
- ◆ Tallied a career-high 77 points with nine three-point makes on Dec. 13 in a 116-52 win over Kearny High School
- ◆ His mom, Charisse, was a softball player at Kearny High School before going to Hampton University to play at the collegiate level while his dad, Mahlon, was a basketball player at Sweetwater High School

TOP PERFORMANCES

- ◆ **at Oklahoma State (2/19/25)**
14 points, 6-11 FG, 7 rebounds
- ◆ **Iowa State (2/11/25)**
14 points, 6-12 FG, 2-4 3PT FG
- ◆ **at Baylor (2/8/25)**
8 points, 2-3 3PT FG, 1 block
- ◆ **at Arizona (1/11/25)**
9 points, 1 rebound, 1 assist, 3-6 FG

GAME-BY-GAME STATS

Opponent	Date	GS	MIN	Total		3-Pointers		Free throws		Rebounds				PF	A	TO	BLK	STL	PTS	AVG	
				FG-FGA	PCT	3FG-3FGA	PCT	FT-FTA	PCT	OFF	DEF	TOT	AVG								
Jacksonville	12/21/2024		03:12	0-0	.000	0-0	.000	0-0	.000	0	0	0	0.0	0	1	1	0	0	0	0.0	
at Texas Tech	12/31/2024		05:00	0-0	.000	0-0	.000	2-2	1.000	1	1	2	1.0	0	0	1	0	0	2	1.0	
Kansas	01/05/2025		11:48	1-4	.250	0-1	.000	0-0	.000	0	0	0	0.7	1	2	1	0	0	2	1.3	
Colorado	01/08/2025		03:35	1-3	.333	0-0	.000	0-0	.000	0	0	0	0.5	0	0	0	0	0	2	1.5	
at Arizona	01/11/2025		17:44	3-6	.500	0-2	.000	3-4	.750	0	1	1	0.6	0	1	0	0	0	9	3.0	
at Arizona St.	01/14/2025		10:16	0-1	.000	0-0	.000	4-4	1.000	0	2	2	0.8	0	0	0	0	0	4	3.2	
Houston	01/18/2025		11:47	1-3	.333	0-0	.000	0-0	.000	1	3	4	1.3	1	1	0	1	0	2	3.0	
at Iowa St.	01/21/2025		16:32	2-8	.250	0-2	.000	3-3	1.000	0	2	2	1.4	2	0	1	0	0	7	3.5	
TCU	01/25/2025		10:51	0-3	.000	0-1	.000	0-0	.000	0	1	1	1.3	0	0	0	0	0	0	3.1	
at Kansas	01/28/2025		06:55	1-3	.333	0-2	.000	0-0	.000	0	1	1	1.3	1	0	0	0	2	2	3.0	
Cincinnati	02/05/2025		03:52	0-2	.000	0-1	.000	0-0	.000	0	0	0	1.2	1	0	0	0	0	0	2.7	
at Baylor	02/08/2025		06:28	3-4	.750	2-3	.667	0-0	.000	0	0	0	1.1	0	0	1	1	0	8	3.2	
Iowa St.	02/11/2025		27:39	6-12	.500	2-4	.500	0-0	.000	0	3	3	1.2	3	1	1	0	0	14	4.0	
at Colorado	02/15/2025	*	23:21	3-10	.300	0-2	.000	2-2	1.000	0	2	2	1.3	3	0	0	0	1	8	4.3	
at Oklahoma St.	02/19/2025	*	28:45	6-11	.545	2-5	.400	0-1	.000	2	5	7	1.7	2	1	3	0	0	14	4.9	
Utah	02/23/2025	*	14:32	1-5	.200	0-1	.000	0-0	.000	0	1	1	1.6	0	0	1	0	2	2	4.8	
Kansas St.	02/26/2025	*	24:13	1-7	.143	0-3	.000	2-4	.500	3	4	7	1.9	4	2	1	0	2	4	4.7	
Totals			4	226:30	29-82	.354	6-27	.222	16-20	.800	7	26	33	1.9	18	9	11	2	7	80	4.7

Player Averages

Games Played	Minutes/game	Points/game	FG Pct	3FG Pct	FT Pct	Rebounds/game	Assists/game	Turnovers/game	Assist/Turnover ratio	Steals/game	Blocks/game
17	13.3	4.7	35.4	22.2	80.0	1.9	0.5	0.6	0.8	0.4	0.1

CAREER STATS

				Field Goals		3-Point		F-Throws		Rebounds				Scoring						
SEASON	TEAM	GP-GS	MIN/AVG	FG-FGA	FG%	3FG-3FGA	3FG%	FT-FTA	FT%	OFF	DEF	TOT	AVG	PF-FO	A	TO	BLK	STL	PTS	AVG
2024-25	UCF	17-4	226/13.3	29-82	.354	6-27	.222	16-20	.800	7	26	33	1.9	18-0	9	11	2	7	80	4.7
TOTAL		17-4	226/13.3	29-82	.354	6-27	.222	16-20	.800	7	26	33	1.9	18-0	9	11	2	7	80	4.7

COLLEGE PATH

2023-24	Freshman	Memphis
2024-25	R-Freshman	UCF

CAREER HIGHS

Points	14	2x, last at Oklahoma State (2/19/25)
Rebounds	7	2x, last vs. Kansas State (2/26/25)
Assists	2	Kansas (1/5/25)
Steals	2	3x, last vs. Kansas State (2/26/25)
Blocks	1	2x, last at Baylor (2/8/25)
FGs Made	6	2x, last at Oklahoma State (2/19/25)
FGs Att.	12	Iowa State (2/11/25)
3-Pt. FGs Made	2	3x, last at Oklahoma State (2/19/25)
3-Pt. FGs Att.	5	at Oklahoma State (2/19/25)
FTs Made	3	2x, last at Iowa State (1/21/25)
FTs Att.	4	2x, last vs. Kansas State (2/26/25)

2024-25 GAME HIGHS

Points	14	2x, last at Oklahoma State (2/19/25)
Rebounds	7	2x, last vs. Kansas State (2/26/25)
Assists	2	Kansas (1/5/25)
Steals	2	3x, last vs. Kansas State (2/26/25)
Blocks	1	2x, last at Baylor (2/8/25)
FGs Made	6	2x, last at Oklahoma State (2/19/25)
FGs Att.	12	Iowa State (2/11/25)
3-Pt. FGs Made	2	3x, last at Oklahoma State (2/19/25)
3-Pt. FGs Att.	5	at Oklahoma State (2/19/25)
FTs Made	3	2x, last at Iowa State (1/21/25)
FTs Att.	4	2x, last vs. Kansas State (2/26/25)

DID YOU KNOW?

- Major:** Business Communications
Favorite pro athlete: Rob Dillingham
Favorite pro team: Minnesota Timberwolves
Pre-game ritual: Doesn't eat before games
Favorite movie(s): Friday, Gridiron Gang
Favorite music artist(s): NBA Young Boy, NoCap, D Five
Favorite food: Fresh caught, fried fish that he caught
Second favorite sport: Football
Favorite off-day activity: Fishing
Fun fact: Loves animals, favorites are Nigerian Dwarf goats, sharks
Hidden talent: Makes music

MISCELLANEOUS

	2024-25	Career
10+ Points	2	2
20+ Points	-	-
30+ Points	-	-
5+ Rebounds	1	1
10+ Rebounds	-	-
3+ Three Pointers	-	-
5+ Assists	-	-
3+ Steals	-	-
3+ Blocks	-	-
Double-Doubles	-	-





2 JJ TAYLOR

Forward / Sophomore / 6-8 / 196
Chicago, Ill. / San Ysidro / Memphis

SEASON STATS

PPG	RPG	APG	FG%	3PT%	FT%
4.6	2.4	1.0	37%	27.8%	64.3%

TAYLOR NOTEBOOK

- ♦ Played in three games, all off the bench and playing in six minutes for Memphis last season; pulling in two rebounds, one each against No. 22 Virginia on Dec. 19 and Jackson State on Nov. 6
- ♦ Was tabbed as a four-star recruit out of San Ysidro High School and was ranked as the No. 86 player in the nation, according to 247Sports composite rankings; he was the No. 14 recruit in California and No. 20 at the small forward position
- ♦ His senior year saw him post 25.5 points, 7.3 rebounds and 1.8 blocks per game while at San Ysidro
- ♦ Spent his junior year at Donda Academy
- ♦ Averaged 28.3 points, 7.2 rebounds and 3.7 assists per game in his sophomore season at Kenwood Academy
- ♦ Played his freshman year at Morgan Park High School.

TOP PERFORMANCES

- ♦ **Tennessee Tech (11/19/24)**
11 points, 2 rebounds, 2-for-4 from the three-point line
- ♦ **Texas A&M (11/4/24)**
10 points, 3 rebounds, 2 blocks; late putback dunk and block to help win

GAME-BY-GAME STATS

Opponent	Date	GS	MIN	Total		3-Pointers		Free throws		Rebounds				PF	A	TO	BLK	STL	PTS	AVG
				FG-FGA	PCT	3FG-3FGA	PCT	FT-FTA	PCT	OFF	DEF	TOT	AVG							
Texas A&M	11/04/2024		22:01	2-4	.500	1-1	1.000	5-8	.625	1	2	3	3.0	0	0	0	2	2	10	10.0
Purdue Fort Wayne	11/08/2024		14:55	1-3	.333	0-2	.000	2-2	1.000	2	0	2	2.5	1	1	1	0	0	4	7.0
Fla. Atlantic	11/12/2024		19:38	3-8	.375	1-5	.200	1-1	1.000	0	0	0	1.7	2	2	1	0	1	8	7.3
Tennessee Tech	11/19/2024		14:32	4-9	.444	2-4	.500	1-2	.500	0	2	2	1.8	2	0	1	0	0	11	8.3
vs Wisconsin	11/22/2024		20:10	1-6	.167	0-2	.000	1-2	.500	3	6	9	3.2	2	3	1	0	1	3	7.2
vs LSU	11/24/2024		06:50	0-1	.000	0-1	.000	2-2	1.000	0	0	0	2.7	3	0	1	0	0	2	6.3
Milwaukee	11/27/2024		15:25	1-4	.250	0-1	.000	3-3	1.000	0	2	2	2.6	1	2	1	0	0	5	6.1
California Baptist	12/01/2024		19:28	2-5	.400	1-2	.500	1-2	.500	0	2	2	2.5	2	2	1	1	1	6	6.1
Tarleton St.	12/08/2024		15:25	1-3	.333	1-3	.333	3-5	.600	0	4	4	2.7	1	0	3	0	0	6	6.1
at Texas Tech	12/31/2024		04:19	0-1	.000	0-1	.000	0-0	.000	1	1	2	2.6	1	0	0	0	0	0	5.5
Kansas	01/05/2025		12:56	0-4	.000	0-2	.000	3-7	.429	1	2	3	2.6	0	1	1	0	0	3	5.3
Colorado	01/08/2025		10:42	0-1	.000	0-1	.000	0-0	.000	0	0	0	2.4	2	0	2	0	0	0	4.8
at Arizona	01/11/2025		05:58	0-1	.000	0-1	.000	0-0	.000	1	0	1	2.3	1	1	0	0	0	0	4.5
at Arizona St.	01/14/2025		27:46	6-11	.545	2-4	.500	0-1	.000	1	8	9	2.8	2	1	3	0	0	14	5.1
Houston	01/18/2025		11:05	2-2	1.000	0-0	.000	0-0	.000	1	0	1	2.7	2	0	1	0	0	4	5.1
at Iowa St.	01/21/2025		21:46	2-5	.400	0-1	.000	4-5	.800	0	3	3	2.7	0	0	4	0	1	8	5.3
TCU	01/25/2025		11:11	1-2	.500	1-2	.500	0-0	.000	1	0	1	2.6	0	3	0	0	0	3	5.1
Cincinnati	02/05/2025		04:44	0-1	.000	0-1	.000	0-0	.000	0	0	0	2.4	0	0	0	1	0	0	4.8
at Colorado	02/15/2025		04:02	0-1	.000	0-1	.000	0-0	.000	0	0	0	2.3	0	1	1	0	1	0	4.6
at Oklahoma St.	02/19/2025		20:22	1-1	1.000	1-1	1.000	1-2	.500	0	3	3	2.4	3	2	2	2	1	4	4.6
Totals		0	283:15	27-73	.370	10-36	.278	27-42	.643	12	35	47	2.4	25	19	24	6	8	91	4.6

Player Averages

Games Played	Minutes/game	Points/game	FG Pct	3FG Pct	FT Pct	Rebounds/game	Assists/game	Turnovers/game	Assist/Turnover ratio	Steals/game	Blocks/game
20	14.2	4.6	37.0	27.8	64.3	2.4	1.0	1.2	0.8	0.4	0.3

COLLEGE PATH

2023-24	Freshman	Memphis
2024-25	Sophomore	UCF

CAREER HIGHS

Points	14	at Arizona State (1/14/25)
Rebounds	9	2x, last at Arizona State (1/14/25)
Assists	3	2x, last vs. TCU (1/25/25)
Steals	2	Texas A&M (11/4/24)
Blocks	2	2x, last at Oklahoma State (2/19/25)
FGs Made	6	at Arizona State (1/14/25)
FGs Att.	11	at Arizona State (1/14/25)
3-Pt. FGs Made	2	2x, last at Arizona State (1/14/25)
3-Pt. FGs Att.	5	Florida Atlantic (11/12/24)
FTs Made	5	Texas A&M (11/4/24)
FTs Att.	8	Texas A&M (11/4/24)

2024-25 GAME HIGHS

Points	14	at Arizona State (1/14/25)
Rebounds	9	2x, last at Arizona State (1/14/25)
Assists	3	2x, last vs. TCU (1/25/25)
Steals	2	Texas A&M (11/4/24)
Blocks	2	2x, last at Oklahoma State (2/19/25)
FGs Made	6	at Arizona State (1/14/25)
FGs Att.	11	at Arizona State (1/14/25)
3-Pt. FGs Made	2	2x, last at Arizona State (1/14/25)
3-Pt. FGs Att.	5	Florida Atlantic (11/12/24)
FTs Made	5	Texas A&M (11/4/24)
FTs Att.	8	Texas A&M (11/4/24)

DID YOU KNOW?

Major: Communication
Favorite pro athlete: Kevin Durant
Favorite pro team: Los Angeles Lakers
Pre-game ritual: Pray
Favorite TV show: Snowfall
Favorite music artist: Juice Wrld
Favorite food: Lamb Chop Pasta
Second favorite sport: Football
Favorite off-day activity: Roller skating
Fun fact: Makes music
Hidden talent: Fishing

MISCELLANEOUS

	2024-25	Career
10+ Points	3	3
20+ Points	-	-
30+ Points	-	-
5+ Rebounds	2	2
10+ Rebounds	-	-
3+ Three Pointers	-	-
5+ Assists	-	-
3+ Steals	-	-
3+ Blocks	-	-
Double-Doubles	-	-

CAREER STATS

				Field Goals		3-Point		F-Throws		Rebounds									Scoring	
SEASON	TEAM	GP-GS	MIN/AVG	FG-FGA	FG%	3FG-3FGA	3FG%	FT-FTA	FT%	OFF	DEF	TOT	AVG	PF-FO	A	TO	BLK	STL	PTS	AVG
2023-24	Mem	3-0	5/1.8	0-0	.000	0-0	.000	0-0	.000	0	2	2	0.7	0-0	0	0	0	0	0	0.0
2024-25	UCF	20-0	283/14.2	27-73	.370	10-36	.278	27-42	.643	12	35	47	2.4	25-0	19	24	6	8	91	4.6
TOTAL FOR UCF		20-0	283/14.2	27-73	.370	10-36	.278	27-42	.643	12	35	47	2.4	25-0	19	24	6	8	91	4.6
TOTAL		23-0	289/12.5	27-73	.370	10-36	.278	27-42	.643	12	37	49	2.1	25-0	19	24	6	8	91	4.0



3 Darius JOHNSON

Guard / Senior / 6-1 / 200
Boyd, Md. / Episcopal (Va.)

SEASON STATS

PPG	RPG	APG	FG%	3PT%	FT%
15.3	3.2	4.2	42.1%	40.6%	80.7%

JOHNSON NOTEBOOK

- ✦ Scored his 1,000th career point on Nov. 19 vs. Tennessee Tech, becoming the 21st Knight to record all 1,000 points at UCF
- ✦ Named All-Big 12 Honorable Mention at the end of the 2023-24 regular season
- ✦ Finished the 2023-24 campaign by averaging 20.8 PPG over the final five contests, including two 30+ point outings
- ✦ Scored a career-high 33 points in the regular season finale against TCU while pulling in a career-high nine rebounds
- ✦ Snatched 2.21 steals per game last season, a mark that saw him finish the year ranked 18th nationally
- ✦ Shot 39.4% from three last season, a 12.5% improvement on what he shot from long range in 2022-23
- ✦ Son of UCF's Special Assistant to the Head Coach, Kelvin Johnson
- ✦ Darius' brother, Xavier, finished his five-year collegiate career with a bang last season, scoring 22.2 points per game with Southern Illinois.

TOP PERFORMANCES

- ✦ **at Texas Tech (12/31/24)**
24 points, including 17 in the second half, 7-10 FG, 2-3 3PT FG
- ✦ **California Baptist (12/1/24)**
11 points, 7 steals, 5 rebounds, 4 assists
- ✦ **Milwaukee (11/27/24)**
28 points, 8-for-10 3 PT, 3 steals, 2 assists
- ✦ **vs. LSU (11/24/24)**
27 points, 8 assists, 6 rebounds, 5 steals
- ✦ **Florida Atlantic (11/12/24)**
21 points, 5 assists, 6-9 FG, 4-7 3 PT
- ✦ **Texas A&M (11/4/24)**
24 points, 5 assists, 3 steals, 5-11 3PT, 37:30 played

GAME-BY-GAME STATS

Opponent	Date	GS	MIN	Total		3-Pointers		Free throws		Rebounds			PF	A	TO	BLK	STL	PTS	AVG	
				FG-FGA	PCT	3FG-3FGA	PCT	FT-FTA	PCT	OFF	DEF	TOT								AVG
Texas A&M	11/04/2024	*	37:30	6-13	.462	5-11	.455	7-8	.875	0	3	3	3.0	1	5	2	0	24	24.0	
Purdue Fort Wayne	11/08/2024	*	37:51	3-8	.375	0-3	.000	1-2	.500	2	2	4	3.5	2	7	3	0	3	15.5	
Fla. Atlantic	11/12/2024	*	32:12	6-9	.667	4-7	.571	5-5	1.000	0	2	2	3.0	3	5	4	0	21	17.3	
Tennessee Tech	11/19/2024	*	35:44	2-8	.250	2-4	.500	0-1	.000	0	7	7	4.0	1	4	3	0	2	6	14.5
vs Wisconsin	11/22/2024	*	27:28	2-9	.222	0-3	.000	3-4	.750	1	3	4	4.0	2	1	0	0	1	7	13.0
vs LSU	11/24/2024	*	48:30	8-16	.500	4-8	.500	7-10	.700	2	4	6	4.3	4	8	3	0	5	27	15.3
Milwaukee	11/27/2024	*	35:48	9-14	.643	8-10	.800	2-2	1.000	0	2	2	4.0	3	2	3	1	3	28	17.1
California Baptist	12/01/2024	*	33:12	4-12	.333	2-7	.286	1-2	.500	0	5	5	4.1	3	4	4	0	7	11	16.4
Tarleton St.	12/08/2024	*	38:52	2-5	.400	2-4	.500	4-4	1.000	0	2	2	3.9	1	7	5	0	3	10	15.7
vs Tulsa	12/14/2024	*	29:45	3-14	.214	1-5	.200	2-2	1.000	1	0	1	3.6	3	3	0	1	1	9	15.0
Jacksonville	12/21/2024	*	30:09	3-5	.600	2-3	.667	4-4	1.000	1	5	6	3.8	2	3	4	0	5	12	14.7
at Texas Tech	12/31/2024	*	35:00	7-10	.700	2-3	.667	8-10	.800	1	2	3	3.8	2	4	3	0	1	24	15.5
Kansas	01/05/2025	*	25:51	1-8	.125	1-6	.167	0-0	.000	0	4	4	3.8	1	2	5	1	3	3	14.5
Colorado	01/08/2025	*	32:16	5-13	.385	2-6	.333	5-6	.833	1	4	5	3.9	3	2	2	1	4	17	14.7
at Arizona	01/11/2025	*	37:27	7-19	.368	3-10	.300	1-1	1.000	3	2	5	3.9	4	2	2	0	1	18	14.9
at Arizona St.	01/14/2025	*	35:51	6-13	.462	2-6	.333	3-5	.600	0	1	1	3.8	3	7	2	1	2	17	15.1
Houston	01/18/2025	*	32:05	5-16	.313	3-7	.429	0-0	.000	3	0	3	3.7	4	4	4	0	1	13	14.9
at Iowa St.	01/21/2025	*	22:33	2-5	.400	1-3	.333	1-3	.333	0	2	2	3.6	3	3	2	0	0	6	14.4
TCU	01/25/2025	*	31:22	4-10	.400	3-7	.429	4-4	1.000	0	1	1	3.5	2	5	1	1	0	15	14.5
at Kansas	01/28/2025	*	37:14	6-15	.400	5-8	.625	2-4	.500	2	1	3	3.5	3	5	2	0	4	19	14.7
BYU	02/01/2025	*	29:37	4-13	.308	2-6	.333	6-6	1.000	0	2	2	3.4	4	3	4	0	3	16	14.8
Cincinnati	02/05/2025	*	37:31	8-15	.533	2-6	.333	3-4	.750	3	2	5	3.5	3	6	5	0	0	21	15.0
at Baylor	02/08/2025	*	32:24	2-7	.286	1-2	.500	7-7	1.000	0	1	1	3.3	2	5	3	0	1	12	14.9
Iowa St.	02/11/2025	*	34:19	4-12	.333	3-8	.375	0-0	.000	0	1	1	3.3	3	4	1	0	3	11	14.8
at Colorado	02/15/2025	*	35:47	6-13	.462	1-4	.250	2-2	1.000	1	2	3	3.2	3	2	2	0	1	15	14.8
at Oklahoma St.	02/19/2025	*	29:56	8-12	.667	1-3	.333	6-7	.857	0	2	2	3.2	5	6	3	0	2	23	15.1
Utah	02/23/2025	*	36:23	5-13	.385	1-5	.200	1-2	.500	0	3	3	3.2	3	5	3	0	3	12	15.0
Kansas St.	02/26/2025	*	34:52	8-16	.500	4-10	.400	3-4	.750	0	3	3	3.2	3	4	3	0	1	23	15.3
Totals			28 947:28	136-323	.421	67-165	.406	88-109	.807	21	68	89	3.2	76	118	78	6	64	427	15.3

Player Averages

Games Played	Minutes/game	Points/game	FG Pct	3FG Pct	FT Pct	Rebounds/game	Assists/game	Turnovers/game	Assist/Turnover ratio	Steals/game	Blocks/game
28	33.8	15.3	42.1	40.6	80.7	3.2	4.2	2.8	1.5	2.3	0.2

CAREER STATS

				Field Goals		3-Point		F-Throws		Rebounds									Scoring	
SEASON	TEAM	GP-GS	MIN/AVG	FG-FGA	FG%	3FG-3FGA	3FG%	FT-FTA	FT%	OFF	DEF	TOT	AVG	PF-FO	A	TO	BLK	STL	PTS	AVG
2021-22	UCF	30-13	709/23.6	64-195	.328	26-87	.299	39-53	.736	16	84	100	3.3	62-2	89	59	1	30	193	6.4
2022-23	UCF	25-22	773/30.9	89-231	.385	28-104	.269	43-50	.860	17	59	76	3.0	65-4	106	61	2	55	249	10.0
2023-24	UCF	33-32	1077/32.6	159-391	.407	71-180	.394	111-137	.810	17	93	110	3.3	99-6	123	92	3	73	500	15.2
2024-25	UCF	28-28	947/33.8	136-323	.421	67-165	.406	88-109	.807	21	68	89	3.2	76-1	118	78	6	64	427	15.3
TOTAL		116-95	3507/30.2	448-1140	.393	192-536	.358	281-349	.805	71	304	375	3.2	302-13	436	290	12	222	1369	11.8

CAREER HONORS

All-Big 12 Honorable Mention

2023-24

AAC All-Freshman Team

2021-22

2x AAC Rookie of the Week

Jan. 24, 2022; Feb. 21, 2022

2x AAC Weekly Honor Roll

Dec. 26 2022; Feb. 13, 2023

COLLEGE PATH

2021-22	Freshman	UCF
2022-23	Sophomore	UCF
2023-24	Junior	UCF
2024-25	Senior	UCF

CAREER HIGHS

Points	33	at TCU (3/9/24)
Rebounds	9	at TCU (3/9/24)
Assists	10	3x, last vs. Baylor (1/31/24)
Steals	7	2x, last vs. California Baptist (12/1/24)
Blocks	1	11x, last vs. TCU (1/25/25)
FGs Made	12	vs. BYU (3/13/24)
FGs Att.	23	at West Virginia (2/20/24)
3-Pt. FGs Made	8	Milwaukee (11/27/24)
3-Pt. FGs Att.	15	at West Virginia (2/20/24)
FTs Made	10	2x, last at TCU (3/9/24)
FTs Att.	12	vs. Charlotte (11/20/23)

2024-25 GAME HIGHS

Points	28	Milwaukee (11/27/24)
Rebounds	7	Tennessee Tech (11/19/24)
Assists	8	vs. LSU (11/24/24)
Steals	7	California Baptist (12/1/24)
Blocks	1	6x, last vs. TCU (1/25/25)
FGs Made	9	Milwaukee (11/27/24)
FGs Att.	19	at Arizona (1/11/25)
3-Pt. FGs Made	8	Milwaukee (11/27/24)
3-Pt. FGs Att.	11	Texas A&M (11/4/24)
FTs Made	8	at Texas Tech (12/31/24)
FTs Att.	10	2x, last at Texas Tech (12/31/24)

DID YOU KNOW?

Major: Hospitality

Favorite pro athlete(s): Damian Lillard, Kevin Durant, Steph Curry

Favorite pro team: Washington Commanders

Pre-game ritual: Nap

Favorite movie(s): Rush Hour

Favorite TV show: Power

Favorite music artist: Youngboy

Favorite food: Chicken

Second favorite sport: Football

Favorite off-day activity: Sleep

Fun fact: Used to play lacrosse

Hidden talent: Can sing

MISCELLANEOUS

	2024-25	Career
10+ Points	22	72
20+ Points	8	16
30+ Points	-	2
5+ Rebounds	7	32
10+ Rebounds	-	-
3+ Three Pointers	11	27
5+ Assists	12	36
3+ Steals	12	36
3+ Blocks	-	-
Double-Doubles	-	3





4 Keyshawn HALL

Guard/Forward / Junior / 6-7 / 235
Cleveland, Ohio / Denver Prep / George Mason/UNLV

SEASON STATS

PPG	RPG	APG	FG%	3PT%	FT%
19.1	6.8	2.3	44.8%	37%	81.6%

HALL NOTEBOOK

- ✦ Earned a double-double in just his second game as a Knight, scoring 14 points and securing 12 rebounds in a win over Purdue Fort Wayne
- ✦ Named All-Atlantic 10 Second Team and NABC First Team All-District for his efforts at George Mason last season
- ✦ Scored 16.6 PPG and pulled in 8.1 RPG last season, starting in 28 games and playing in 29 for George Mason
- ✦ If you round up, Hall was one of just 14 players in the nation to average 17+ PPG, 8+ RPG and 1.5 APG last season
- ✦ Ranked fourth in the Atlantic 10 in scoring during league play, averaging 18.1 points per game
- ✦ Scored a career-high 36 points against Bridgewater (Va.) on Dec. 19, 2023
- ✦ Pulled in a career-best 15 rebounds against South Dakota State in the Jacksonville Classic on Nov. 20, 2023

TOP PERFORMANCES

- ✦ **at Oklahoma State (2/19/25)**
34 points on 9-20 shooting, 6 rebounds, including four offensive, 14-17 FT
- ✦ **at Kansas (1/28/25)**
34 points on 9-for-19 shooting and 5-of-7 from 3PT range, 7 rebounds
- ✦ **at Arizona State (1/14/25)**
40 points, 6 assists (both career highs), 7 rebounds
- ✦ **at Texas Tech (12/31/24)**
22 points, began game shooting a perfect 9-for-9 from the field and 4-for-4 from beyond the three-point line; added eight rebounds and two assists
- ✦ **vs. LSU (11/24/24)**
21 points, 10 rebounds, 2 assists
- ✦ **Florida Atlantic (11/12/24)**
26 points, 7 rebounds, 9-14 FG
- ✦ **Purdue Fort Wayne (11/8/24)**
14 points, 12 rebounds, 1 steal, 1 assist

GAME-BY-GAME STATS

Opponent	Date	GS	MIN	Total		3-Pointers		Free throws		Rebounds				PF	A	TO	BLK	STL	PTS	AVG
				FG-FGA	PCT	3FG-3FGA	PCT	FT-FTA	PCT	OFF	DEF	TOT	AVG							
Texas A&M	11/04/2024	*	23:12	3-6	.500	0-1	.000	4-7	.571	1	2	3	3.0	5	2	2	0	0	10	10.0
Purdue Fort Wayne	11/08/2024	*	32:47	3-12	.250	0-3	.000	8-9	.889	3	9	12	7.5	1	1	5	0	1	14	12.0
Fla. Atlantic	11/12/2024	*	36:24	9-14	.643	2-3	.667	6-7	.857	1	6	7	7.3	2	3	5	1	1	26	16.7
Tennessee Tech	11/19/2024	*	29:44	7-15	.467	1-3	.333	5-6	.833	2	7	9	7.8	2	5	3	0	1	20	17.5
vs Wisconsin	11/22/2024	*	28:53	4-11	.364	0-2	.000	3-5	.600	1	4	5	7.2	3	1	2	0	0	11	16.2
vs LSU	11/24/2024	*	42:44	7-22	.318	1-6	.167	6-8	.750	2	8	10	7.7	3	2	3	0	0	21	17.0
Milwaukee	11/27/2024	*	31:12	2-11	.182	0-3	.000	3-4	.750	1	4	5	7.3	2	3	0	1	1	7	15.6
California Baptist	12/01/2024	*	30:19	6-12	.500	2-3	.667	1-1	1.000	1	4	5	7.0	0	2	3	0	0	15	15.5
Tarleton St.	12/08/2024	*	28:28	1-7	.143	1-4	.250	5-6	.833	3	3	6	6.9	2	0	1	0	1	8	14.7
vs Tulsa	12/14/2024	*	29:46	5-11	.455	0-2	.000	4-5	.800	1	5	6	6.8	4	3	0	1	0	14	14.6
Jacksonville	12/21/2024	*	28:06	5-7	.714	1-2	.500	10-11	.909	0	3	3	6.5	0	3	2	1	2	21	15.2
at Texas Tech	12/31/2024	*	36:17	9-13	.692	4-4	1.000	0-0	.000	2	6	8	6.6	1	2	4	1	0	22	15.8
Kansas	01/05/2025	*	29:08	4-17	.235	2-8	.250	2-2	1.000	2	4	6	6.5	1	1	0	1	3	12	15.5
Colorado	01/08/2025	*	35:21	5-14	.357	2-7	.286	6-9	.667	3	4	7	6.6	4	1	1	1	1	18	15.6
at Arizona	01/11/2025	*	34:48	7-17	.412	1-6	.167	7-8	.875	3	3	6	6.5	3	5	2	1	2	22	16.1
at Arizona St.	01/14/2025	*	31:49	13-18	.722	4-6	.667	10-10	1.000	4	3	7	6.6	4	6	4	0	1	40	17.6
Houston	01/18/2025	*	35:08	2-12	.167	0-3	.000	2-6	.333	4	7	11	6.8	4	3	5	0	0	6	16.9
at Iowa St.	01/21/2025	*	28:36	5-7	.714	1-1	1.000	2-2	1.000	1	4	5	6.7	3	2	2	0	1	13	16.7
TCU	01/25/2025	*	34:07	6-13	.462	3-5	.600	11-13	.846	3	5	8	6.8	2	2	1	0	2	26	17.2
at Kansas	01/28/2025	*	38:55	9-19	.474	5-7	.714	11-11	1.000	2	5	7	6.8	2	3	3	0	1	34	18.0
BYU	02/01/2025	*	26:34	6-13	.462	2-4	.500	6-6	1.000	1	7	8	6.9	3	3	1	1	0	20	18.1
Cincinnati	02/05/2025	*	36:56	8-18	.444	1-3	.333	6-8	.750	3	4	7	6.9	3	3	6	1	0	23	18.3
at Baylor	02/08/2025	*	26:31	7-11	.636	0-1	.000	5-5	1.000	2	6	8	6.9	4	2	2	0	0	19	18.3
Iowa St.	02/11/2025	*	35:20	9-15	.600	1-3	.333	3-5	.600	2	6	8	7.0	3	1	3	0	1	22	18.5
at Colorado	02/15/2025	*	37:41	6-14	.429	2-4	.500	5-7	.714	1	8	9	7.0	3	0	1	1	1	19	18.5
at Oklahoma St.	02/19/2025	*	40:00	9-20	.450	2-6	.333	14-17	.824	4	2	6	7.0	4	1	5	2	0	34	19.1
Utah	02/23/2025	*	33:57	3-12	.250	0-3	.000	5-6	.833	2	1	3	6.9	1	2	3	0	2	11	18.8
Kansas St.	02/26/2025	*	36:53	7-12	.583	2-5	.400	10-12	.833	1	4	5	6.8	3	3	5	0	0	26	19.1
Totals			28 919:35	167-373	.448	40-108	.370	160-196	.816	56	134	190	6.8	72	65	74	13	22	534	19.1

Player Averages

Games Played	Minutes/game	Points/game	FG Pct	3FG Pct	FT Pct	Rebounds/game	Assists/game	Turnovers/game	Assist/Turnover ratio	Steals/game	Blocks/game
28	32.8	19.1	44.8	37.0	81.6	6.8	2.3	2.6	0.9	0.8	0.5

CAREER STATS

SEASON	TEAM	GP-GS	MIN/AVG	Field Goals		3-Point		F-Throws		Rebounds				Scoring						
				FG-FGA	FG%	3FG-3FGA	3FG%	FT-FTA	FT%	OFF	DEF	TOT	AVG	PF-FO	A	TO	BLK	STL	PTS	AVG
2022-23	UNLV	18-0	193/10.7	35-73	.479	10-20	.500	17-25	.680	6	23	29	1.6	34-1	8	20	4	4	97	5.4
2023-24	GMU	29-28	888/30.6	163-344	.474	41-115	.357	114-135	.844	32	202	234	8.1	61-0	42	68	9	12	481	16.6
2024-25	UCF	28-28	920/32.8	167-373	.448	40-108	.370	160-196	.816	56	134	190	6.8	72-1	65	74	13	22	534	19.1
TOTAL FOR UCF		28-28	920/32.8	167-373	.448	40-108	.370	160-196	.816	56	134	190	6.8	72-1	65	74	13	22	534	19.1
TOTAL		75-56	2001/26.7	365-790	.462	91-243	.374	291-356	.817	94	359	453	6.0	167-2	115	162	26	38	1112	14.8

CAREER HONORS

Big 12 Newcomer of the Week

Jan. 20, 2025

NABC First Team All-District

2023-24

All-Atlantic 10 Second Team

20223-24

Atlantic 10 Co-Player of the Week

Nov. 20, 2023

COLLEGE PATH

2022-23	Freshman	UNLV
2023-24	Sophomore	George Mason
2024-25	Junior	UCF

CAREER HIGHS

Points	40	at Arizona State (1/14/25)
Rebounds	15	vs. South Dakota St. (11/20/23)
Assists	6	at Arizona State (1/14/25)
Steals	3	Kansas (1/5/25)
Blocks	2	2x, last at Oklahoma State (2/19/25)
FGs Made	15	Bridgewater (Va.) (12/19/23)
FGs Att.	21	vs. LSU (11/24/24)
3-Pt. FGs Made	5	at Kansas (1/28/25)
3-Pt. FGs Att.	9	at Saint Joseph's (1/31/24)
FTs Made	14	at Oklahoma State (2/19/25)
FTs Att.	17	at Oklahoma State (2/19/25)

2024-25 GAME HIGHS

Points	40	at Arizona State (1/14/25)
Rebounds	12	Purdue Fort Wayne (11/8/24)
Assists	6	at Arizona State (1/14/25)
Steals	3	Kansas (1/5/25)
Blocks	2	at Oklahoma State (2/19/25)
FGs Made	13	at Arizona State (1/14/25)
FGs Att.	22	vs. LSU (11/24/24)
3-Pt. FGs Made	5	at Kansas (1/28/25)
3-Pt. FGs Att.	8	Kansas (1/5/25)
FTs Made	14	at Oklahoma State (2/19/25)
FTs Att.	17	at Oklahoma State (2/19/25)

DID YOU KNOW?

Major: Communication (business professional track)
Favorite pro athletes: James Harden, Carmelo Anthony
Favorite pro team: Cleveland Cavaliers
Pre-game ritual: Listen to Rod Wave and Adele
Favorite movies: Avengers Endgame, TAG
Favorite TV show: Power
Favorite music artists: Rod Wave, Drake, Adele
Favorite food: Mac & Cheese
Second favorite sport: Football
Favorite off-day activity: Gaming, amusement parks
Hidden talent: Lost 60 pounds in four months one time

MISCELLANEOUS

	2024-25	Career
10+ Points	25	51
20+ Points	14	24
30+ Points	3	4
5+ Rebounds	25	50
10+ Rebounds	3	13
3+ Three Pointers	4	8
5+ Assists	3	3
3+ Steals	1	1
3+ Blocks	-	-
Double-Doubles	2	11



5 Benny WILLIAMS

Forward / Senior / 6-10 / 217
Bowie, Md. / IMG Academy / Syracuse

SEASON STATS

PPG	RPG	APG	FG%	3PT%	FT%
4.2	2.3	0.9	45.6%	25%	53.8%

WILLIAMS NOTEBOOK

- ◆ Made first UCF start Jan. 14, 2025 at Arizona State
- ◆ Registered 5.4 points per game last season with Syracuse, shooting an even 40% from the floor
- ◆ Was an efficient 44.7% from the field and 39.6% from the three-point arc in 2022-23
- ◆ Swatted aside a career-best 16 blocks last season
- ◆ Tallied a career-high 24 points at Pittsburgh on Feb. 25, 2023
- ◆ Snatched a career-best five steals against Wake Forest on Mar. 8, 2023
- ◆ Was rated a five-star recruit out of high school by Rivals.com, ranking 15th overall in the Class of 2021

TOP PERFORMANCES

- ◆ **Florida Atlantic (11/12/24)**
17 points, 8 rebounds, 7-11 FG

GAME-BY-GAME STATS

Opponent	Date	GS	MIN	Total		3-Pointers		Free throws		Rebounds				PF	A	TO	BLK	STL	PTS	AVG
				FG-FGA	PCT	3FG-3FGA	PCT	FT-FTA	PCT	OFF	DEF	TOT	AVG							
Texas A&M	11/04/2024		15:20	1-2	.500	0-0	.000	0-0	.000	0	3	3	3.0	2	0	2	1	1	2	2.0
Purdue Fort Wayne	11/08/2024		14:35	4-6	.667	0-0	.000	0-1	.000	2	4	6	4.5	0	0	1	1	0	8	5.0
Fla. Atlantic	11/12/2024		21:45	7-11	.636	1-1	1.000	2-2	1.000	2	6	8	5.7	4	0	2	1	0	17	9.0
Tennessee Tech	11/19/2024		21:55	2-7	.286	0-1	.000	0-0	.000	2	3	5	5.5	3	1	0	0	0	4	7.8
vs Wisconsin	11/22/2024		16:59	2-5	.400	0-1	.000	2-5	.400	2	0	2	4.8	3	0	1	2	0	6	7.4
vs LSU	11/24/2024		28:14	3-6	.500	0-1	.000	0-0	.000	1	3	4	4.7	0	1	1	3	2	6	7.2
Milwaukee	11/27/2024		19:31	2-4	.500	0-1	.000	0-0	.000	1	2	3	4.4	1	4	0	0	0	4	6.7
California Baptist	12/01/2024		12:54	1-4	.250	1-3	.333	4-4	1.000	1	1	2	4.1	0	0	1	1	0	7	6.8
Tarleton St.	12/08/2024		16:46	2-4	.500	0-0	.000	2-2	1.000	2	1	3	4.0	1	1	1	0	0	6	6.7
vs Tulsa	12/14/2024		13:25	3-5	.600	1-1	1.000	0-2	.000	2	2	4	4.0	3	1	2	0	1	7	6.7
Jacksonville	12/21/2024		13:50	2-2	1.000	0-0	.000	2-2	1.000	1	2	3	3.9	0	1	0	0	0	6	6.6
at Texas Tech	12/31/2024		17:24	2-5	.400	0-2	.000	0-0	.000	0	3	3	3.8	2	0	1	0	1	4	6.4
Kansas	01/05/2025		15:41	0-5	.000	0-1	.000	0-1	.000	1	2	3	3.8	1	4	0	1	0	0	5.9
Colorado	01/08/2025		12:45	1-3	.333	1-2	.500	1-2	.500	0	0	0	3.5	2	2	0	2	1	4	5.8
at Arizona	01/11/2025		10:03	3-4	.750	1-1	1.000	0-1	.000	1	1	2	3.4	1	1	0	0	2	7	5.9
at Arizona St.	01/14/2025 *		12:32	2-5	.400	0-1	.000	0-0	.000	0	0	0	3.2	4	0	0	1	0	4	5.8
Houston	01/18/2025		08:17	0-1	.000	0-1	.000	1-2	.500	0	1	1	3.1	1	0	0	0	0	1	5.5
at Iowa St.	01/21/2025		09:32	0-2	.000	0-0	.000	0-0	.000	0	0	0	2.9	2	0	0	0	1	0	5.2
TCU	01/25/2025		02:49	1-1	1.000	0-0	.000	0-0	.000	0	0	0	2.7	0	0	1	0	0	2	5.0
at Kansas	01/28/2025		07:18	0-2	.000	0-1	.000	0-0	.000	0	1	1	2.7	2	1	0	0	1	0	4.8
BYU	02/01/2025		10:21	0-2	.000	0-0	.000	0-2	.000	1	1	2	2.6	1	1	0	0	2	0	4.5
Cincinnati	02/05/2025		12:32	3-3	1.000	0-0	.000	0-0	.000	1	1	2	2.6	0	1	1	1	0	6	4.6
at Baylor	02/08/2025		11:45	1-2	.500	0-0	.000	0-0	.000	2	1	3	2.6	0	0	1	0	0	2	4.5
Iowa St.	02/11/2025		05:44	0-0	.000	0-0	.000	0-0	.000	0	0	0	2.5	0	1	2	0	0	0	4.3
at Colorado	02/15/2025		07:36	0-2	.000	0-1	.000	0-0	.000	0	0	0	2.4	0	1	1	0	0	0	4.1
Utah	02/23/2025		12:52	2-5	.400	0-1	.000	0-0	.000	2	0	2	2.4	1	0	0	1	1	4	4.1
Kansas St.	02/26/2025		12:33	3-5	.600	0-0	.000	0-0	.000	0	0	0	2.3	0	2	0	0	0	6	4.2
Totals		1	364:59	47-103	.456	5-20	.250	14-26	.538	24	38	62	2.3	34	23	18	15	13	113	4.2

Player Averages

Games Played	Minutes/game	Points/game	FG Pct	3FG Pct	FT Pct	Rebounds/game	Assists/game	Turnovers/game	Assist/Turnover ratio	Steals/game	Blocks/game
27	13.5	4.2	45.6	25.0	53.8	2.3	0.9	0.7	1.3	0.5	0.6

CAREER STATS

SEASON	TEAM	GP-GS	MIN/AVG	Field Goals		3-Point		F-Throws		Rebounds				Scoring						
				FG-FGA	FG%	3FG-3FGA	3FG%	FT-FTA	FT%	OFF	DEF	TOT	AVG	PF-FO	A	TO	BLK	STL	PTS	AVG
2021-22	SU	29-0	313/10.8	21-62	.339	1-11	.091	13-21	.619	12	30	42	1.4	24-0	6	17	7	12	56	1.9
2022-23	SU	30-24	669/22.3	85-190	.447	19-48	.396	26-40	.650	37	86	123	4.1	34-1	25	29	9	23	215	7.2
2023-24	SU	18-0	307/17.1	38-95	.400	7-34	.206	14-26	.538	16	55	71	3.9	34-0	22	21	16	17	97	5.4
2024-25	UCF	27-1	365/13.5	47-103	.456	5-20	.250	14-26	.538	24	38	62	2.3	34-0	23	18	15	13	113	4.2
TOTAL FOR UCF		27-1	365/13.5	47-103	.456	5-20	.250	14-26	.538	24	38	62	2.3	34-0	23	18	15	13	113	4.2
TOTAL		104-25	1654/15.9	191-450	.424	32-113	.283	67-113	.593	89	209	298	2.9	126-1	76	85	47	65	481	4.6

COLLEGE PATH

2021-22	Freshman	Syracuse
2022-23	Sophomore	Syracuse
2023-24	Junior	Syracuse
2024-25	Senior	UCF

CAREER HIGHS

Points	24	at Pittsburgh (2/25/23)
Rebounds	11	2x, last vs. Wake Forest (3/8/23)
Assists	6	Oakland (12/6/22)
Steals	5	vs. Wake Forest (3/8/23)
Blocks	3	2x, last vs. LSU (11/24/24)
FGs Made	8	at Pittsburgh (2/25/23)
FGs Att.	15	at Pittsburgh (2/25/23)
3-Pt. FGs Made	5	at Pittsburgh (2/25/23)
3-Pt. FGs Att.	6	at Pittsburgh (2/25/23)
FTs Made	4	4x, last vs. California Baptist (12/1/24)
FTs Att.	8	at Virginia (12/2/23)

2024-25 GAME HIGHS

Points	17	Florida Atlantic (11/12/24)
Rebounds	8	Florida Atlantic (11/12/24)
Assists	4	2x, last vs. Kansas (1/5/25)
Steals	2	3x, last vs. BYU (2/1/25)
Blocks	3	vs. LSU (11/24/24)
FGs Made	7	Florida Atlantic (11/12/24)
FGs Att.	11	Florida Atlantic (11/12/24)
3-Pt. FGs Made	1	5x, last at Arizona (1/11/25)
3-Pt. FGs Att.	3	California Baptist (12/1/24)
FTs Made	4	California Baptist (12/1/24)
FTs Att.	5	vs. LSU (11/24/24)

DID YOU KNOW?

Major: Sociology
 Favorite pro athlete: Paul George
 Favorite pro team: Boston Celtics
 Pre-game ritual: Listen to music, meditate
 Favorite movie: Scarface
 Favorite TV show: Stranger Things
 Favorite music artist: Lil Yachty
 Favorite food: Chicken
 Second favorite sport: Football
 Favorite off-day activity: Shopping
 Fun fact: Into fashion
 Hidden talent: Sketching

MISCELLANEOUS

	2024-25	Career
10+ Points	1	14
20+ Points	-	1
30+ Points	-	-
5+ Rebounds	3	23
10+ Rebounds	-	3
3+ Three Pointers	-	2
5+ Assists	-	1
3+ Steals	-	4
3+ Blocks	1	2
Double-Doubles	-	3





6 DALLAN 'DEEBO' COLEMAN

Guard / Senior / 6-6 / 220
Memphis, Tenn. / West Nassau (Callahan, Fla.) / Georgia Tech

SEASON STATS

PPG	RPG	APG	FG%	3PT%	FT%
5.5	4.2	0.9	33.8%	28.9%	74%

COLEMAN NOTEBOOK

- ♦ Averaged 5.9 points, second-best among Georgia Tech reserves last season, in 18.7 minutes per game
- ♦ Averaged 16 points per game in Georgia Tech's first three games of 2023-24 (15-24 FG, 9-16 3pt FG)
- ♦ Only committed four turnovers in 16 ACC games played last season, only had 10 on the entire campaign
- ♦ His career-best mark of 24 points came against UMass Lowell on Nov. 14, 2023
- ♦ Scoring efficiency improved from his first two seasons (.318 points per minute in 2023-24, .287 combined his first two seasons)

TOP PERFORMANCES

- ♦ **Utah (2/23/25)**
10 points, 5 rebounds including 4 offensive, 2-for-4 3PT FG
- ♦ **vs. Tulsa (12/14/24)**
20 points, 9 rebounds, 2 steals, 2 assists, 6-for-8 FG, 2-for-3 3PT FG
- ♦ **Tennessee Tech (11/19/24)**
14 points, 5 rebounds, 6-for-9 FG, 2-for-4 3PT FG

GAME-BY-GAME STATS

Opponent	Date	GS	MIN	Total		3-Pointers		Free throws		Rebounds				PF	A	TO	BLK	STL	PTS	AVG
				FG-FGA	PCT	3FG-3FGA	PCT	FT-FTA	PCT	OFF	DEF	TOT	AVG							
Texas A&M	11/04/2024	*	25:42	0-5	.000	0-3	.000	0-0	.000	0	1	1	1.0	1	2	0	0	2	0	
Purdue Fort Wayne	11/08/2024	*	19:48	1-4	.250	1-3	.333	0-2	.000	1	3	4	2.5	2	0	1	0	3	1.5	
Fla. Atlantic	11/12/2024	*	20:45	0-2	.000	0-2	.000	3-4	.750	1	4	5	3.3	2	1	0	0	3	2.0	
Tennessee Tech	11/19/2024	*	23:28	6-9	.667	2-4	.500	0-1	.000	4	1	5	3.8	2	1	0	0	14	5.0	
vs Wisconsin	11/22/2024	*	16:10	0-4	.000	0-3	.000	2-2	1.000	1	4	5	4.0	1	0	1	0	2	4.4	
vs LSU	11/24/2024	*	41:16	3-8	.375	0-3	.000	0-1	.000	2	2	4	4.0	3	1	1	1	5	6.4	
Milwaukee	11/27/2024	*	13:56	3-7	.429	1-3	.333	0-0	.000	1	0	1	3.6	1	0	0	0	7	5.0	
California Baptist	12/01/2024	*	17:29	1-3	.333	1-2	.500	3-4	.750	2	1	3	3.5	1	0	0	0	1	6.0	
Tarleton St.	12/08/2024	*	24:35	3-9	.333	1-7	.143	1-1	1.000	2	1	3	3.4	2	2	1	0	1	8.0	
vs Tulsa	12/14/2024	*	32:30	6-8	.750	2-3	.667	6-6	1.000	3	6	9	4.0	1	2	0	0	2	20.0	
Jacksonville	12/21/2024	*	21:49	1-4	.250	1-1	1.000	2-2	1.000	0	5	5	4.1	1	1	2	0	1	6.7	
at Texas Tech	12/31/2024	*	31:02	2-4	.500	1-2	.500	2-2	1.000	1	6	7	4.3	3	1	2	0	1	7.0	
Kansas	01/05/2025	*	16:45	3-4	.750	3-3	1.000	0-0	.000	0	1	1	4.1	0	0	1	0	1	9.0	
Colorado	01/08/2025	*	29:18	1-4	.250	1-2	.500	3-4	.750	1	3	4	4.1	2	1	1	0	0	6.0	
at Arizona	01/11/2025	*	18:54	1-7	.143	1-5	.200	0-0	.000	1	3	4	4.1	0	2	1	0	0	3.0	
at Arizona St.	01/14/2025	*	22:34	2-4	.500	2-2	1.000	0-0	.000	3	5	8	4.3	3	0	1	0	1	6.0	
Houston	01/18/2025	*	28:55	3-6	.500	1-3	.333	1-1	1.000	2	3	5	4.4	1	2	3	0	0	8.0	
at Iowa St.	01/21/2025	*	20:40	2-4	.500	1-2	.500	4-5	.800	1	2	3	4.3	2	0	1	0	0	9.0	
TCU	01/25/2025	*	29:30	2-6	.333	1-5	.200	1-2	.500	3	5	8	4.5	3	1	1	0	2	6.0	
at Kansas	01/28/2025	*	36:52	1-7	.143	1-7	.143	2-2	1.000	2	5	7	4.6	2	2	0	0	1	5.0	
BYU	02/01/2025	*	35:00	0-3	.000	0-2	.000	2-2	1.000	0	1	1	4.4	2	1	1	0	4	2.0	
Cincinnati	02/05/2025	*	25:51	1-2	.500	0-1	.000	0-0	.000	1	5	6	4.5	4	1	1	0	2	6.2	
at Baylor	02/08/2025	*	24:27	1-4	.250	1-2	.500	0-0	.000	2	4	6	4.6	3	1	1	1	1	3.0	
Iowa St.	02/11/2025	*	15:44	0-4	.000	0-2	.000	0-0	.000	1	3	4	4.5	1	2	1	0	2	0.0	
at Colorado	02/15/2025	*	19:42	0-5	.000	0-3	.000	1-3	.333	0	0	0	4.4	3	0	0	0	4	1.5	
at Oklahoma St.	02/19/2025	*	10:34	0-2	.000	0-2	.000	1-2	.500	1	1	2	4.3	0	0	1	0	0	1.0	
Utah	02/23/2025	*	22:48	3-5	.600	2-4	.500	2-2	1.000	4	1	5	4.3	0	1	0	0	1	10.0	
Kansas St.	02/26/2025	*	25:13	0-2	.000	0-2	.000	1-2	.500	2	0	2	4.2	4	0	1	0	0	1.0	
Totals		24	671:17	46-136	.338	24-83	.289	37-50	.740	42	76	118	4.2	50	25	23	2	33	153	5.5

Player Averages

Games Played	Minutes/game	Points/game	FG Pct	3FG Pct	FT Pct	Rebounds/game	Assists/game	Turnovers/game	Assist/Turnover ratio	Steals/game	Blocks/game
28	24.0	5.5	33.8	28.9	74.0	4.2	0.9	0.8	1.1	1.2	0.1

CAREER STATS

SEASON	TEAM	GP-GS	MIN/AVG	Field Goals FG-FGA FG%	3-Point 3FG-3FGA 3FG%	F-Throws FT-FTA FT%	Rebounds OFF DEF TOT AVG	PF-FO	A	TO	BLK	STL	Scoring PTS AVG
2021-22	GaTech	31-5	734/23.7	63-161 .391	43-104 .413	23-32 .719	12 46 58 1.9	70-1	19	21	3	28	192 6.2
2022-23	GaTech	33-31	1031/31.3	103-274 .376	57-175 .326	51-74 .689	14 83 97 2.9	73-0	44	39	10	26	314 9.5
2023-24	GaTech	28-0	522/18.7	58-144 .403	32-94 .340	18-30 .600	22 46 68 2.4	43-0	18	10	6	14	166 5.9
2024-25	UCF	28-24	671/24.0	46-136 .338	24-83 .289	37-50 .740	42 76 118 4.2	50-0	25	23	2	33	153 5.5
TOTAL FOR UCF		28-24	671/24.0	46-136 .338	24-83 .289	37-50 .740	42 76 118 4.2	50-0	25	23	2	33	153 5.5
TOTAL		120-60	2959/24.7	270-715 .378	156-456 .342	129-186 .694	90 251 341 2.8	236-1	106	93	21	101	825 6.9

COLLEGE PATH

2021-22	Freshman	Georgia Tech
2022-23	Sophomore	Georgia Tech
2023-24	Junior	Georgia Tech
2024-25	Senior	UCF

CAREER HIGHS

Points	24	UMass Lowell (11/14/23)
Rebounds	9	2x, last vs. Tulsa (12/14/24)
Assists	8	at Syracuse (2/28/23)
Steals	5	vs. LSU (11/24/24)
Blocks	2	2x, last vs. Louisville (2/25/23)
FGs Made	7	UMass Lowell (11/14/23)
FGs Att.	14	2x, last vs. Pittsburgh (3/8/23)
3-Pt. FGs Made	5	3x, last vs. UMass Lowell (11/14/23)
3-Pt. FGs Att.	12	at Syracuse (2/28/23)
FTs Made	9	at Georgia State (11/12/22)
FTs Att.	13	at Georgia State (11/12/22)

2024-25 GAME HIGHS

Points	20	vs. Tulsa (12/14/24)
Rebounds	9	vs. Tulsa (12/14/24)
Assists	3	at Kansas (1/28/25)
Steals	5	vs. LSU (11/24/24)
Blocks	1	2x, last vs. Baylor (2/8/25)
FGs Made	6	2x, last vs. Tulsa (12/14/24)
FGs Att.	9	Tennessee Tech (11/19/24)
3-Pt. FGs Made	3	Kansas (1/5/25)
3-Pt. FGs Att.	7	at Kansas (1/28/25)
FTs Made	6	vs. Tulsa (12/14/24)
FTs Att.	6	vs. Tulsa (12/14/24)

DID YOU KNOW?

- Major:** Business
- Favorite pro athlete:** LeBron James
- Favorite pro teams:** Memphis Grizzlies and New England Patriots
- Pre-game ritual:** Listen to music
- Favorite movie:** Friday
- Favorite TV show:** Power Ghost
- Favorite music artists:** Young Thug, Moneybagg Yo, Lil Baby, Young Jeezy, Gunna, Rod Wave
- Favorite foods:** Hibachi and soul food
- Second favorite sport:** Football
- Favorite off-day activity:** Fishing
- Fun fact:** Professional bowler and fisherman
- Hidden talent:** Can cook

MISCELLANEOUS

	2024-25	Career
10+ Points	3	27
20+ Points	1	3
30+ Points	-	-
5+ Rebounds	12	22
10+ Rebounds	-	-
3+ Three Pointers	1	18
5+ Assists	-	2
3+ Steals	2	9
3+ Blocks	-	-
Double-Doubles	-	-



Kingston, N.Y. / Southern California Academy / Clarendon College/Pitt.

PPG	RPG	APG	FG%	3PT%	FT%
2.8	1.0	0.9	44.1%	23.1%	94.4%

- ✦ Played in 21 games at Clarendon College, earning a start in 20 of them while averaging 29.7 points, 5.4 rebounds and 5.9 assists per game
- ✦ Shot 52.1% from the field and 41.7% from beyond the three point arc and sunk 85.6% of his free throws
- ✦ Scored a season-high 58 points on the road at Howard (Texas) on Feb. 15, 2024 in a 104-100 victory; was 19-for-34 from the field, 5-of-6 from long range and 15-of-16 from the charity stripe
- ✦ Had a second 50+ point performance on the season, scoring 53 in the penultimate game of the campaign vs. New Mexico Junior College on March 15, 2024
- ✦ Scored 40 or more points in six games, and sunk 30 or more points in 10 contests
- ✦ Had seven games in which he made multiple three-pointers, included a season high five at Howard (Texas)
- ✦ Did not see game action at Pitt, earning a redshirt

♦ **vs. #19 Wisconsin (11/22/24)**
11 points on 3-of-4 FG, including 5-of-6 FT, 4 assists, 2 steals

Opponent	Date	GS	MIN	Total		3-Pointers		Free throws		Rebounds				PF	A	TO	BLK	STL	PTS	AVG
				FG-FGA	PCT	3FG-3FGA	PCT	FT-FTA	PCT	OFF	DEF	TOT	AVG							
Texas A&M	11/04/2024		04:56	0-2	.000	0-1	.000	0-0	.000	0	0	0	0.0	0	0	0	0	0	0.0	
Purdue Fort Wayne	11/08/2024		02:17	0-0	.000	0-0	.000	0-0	.000	0	0	0	0.0	0	0	0	0	0	0.0	
Fla. Atlantic	11/12/2024		08:42	0-1	.000	0-0	.000	0-0	.000	0	1	1	0.3	1	1	1	0	0	0.0	
Tennessee Tech	11/19/2024		04:16	0-3	.000	0-0	.000	0-0	.000	3	1	4	1.3	0	1	1	0	0	0.0	
vs Wisconsin	11/22/2024		12:32	3-4	.750	0-0	.000	5-6	.833	0	1	1	1.2	0	4	1	0	2	11	
vs LSU	11/24/2024		08:18	1-2	.500	0-1	.000	2-2	1.000	0	0	0	1.0	0	0	0	0	4	2.5	
Milwaukee	11/27/2024		16:46	4-6	.667	1-1	1.000	0-0	.000	0	2	2	1.1	1	2	2	0	1	9	
California Baptist	12/01/2024		06:48	0-0	.000	0-0	.000	0-0	.000	0	2	2	1.3	2	0	0	0	0	3.0	
Tarleton St.	12/08/2024		08:25	1-3	.333	0-1	.000	0-0	.000	0	0	0	1.1	0	1	1	0	2	2.9	
vs Tulsa	12/14/2024		09:34	1-2	.500	0-1	.000	2-2	1.000	0	2	2	1.2	3	2	0	0	1	4	
Jacksonville	12/21/2024		09:54	2-4	.500	0-0	.000	0-0	.000	0	1	1	1.2	0	3	1	0	0	4	
Kansas	01/05/2025		06:41	2-5	.400	0-0	.000	2-2	1.000	0	1	1	1.2	0	0	0	0	6	3.3	
Colorado	01/08/2025		07:18	0-0	.000	0-0	.000	0-0	.000	0	0	0	1.1	2	2	0	0	0	3.1	
at Arizona	01/11/2025		06:50	1-2	.500	0-0	.000	0-0	.000	1	0	1	1.1	3	1	0	0	0	2	
at Arizona St.	01/14/2025		05:56	0-0	.000	0-0	.000	0-0	.000	0	0	0	1.0	0	0	0	0	0	2.8	
Houston	01/18/2025		06:17	1-2	.500	0-0	.000	0-0	.000	0	2	2	1.1	0	0	0	0	0	2	
at Iowa St.	01/21/2025		09:40	2-4	.500	1-2	.500	0-0	.000	0	1	1	1.1	1	0	3	0	0	5	
TCU	01/25/2025		06:33	0-1	.000	0-0	.000	0-0	.000	0	0	0	1.0	0	2	0	0	0	2.7	
at Kansas	01/28/2025		04:32	0-1	.000	0-1	.000	0-0	.000	0	0	0	0.9	0	0	0	0	0	2.6	
BYU	02/01/2025		03:03	0-1	.000	0-1	.000	0-0	.000	0	1	1	1.0	0	0	1	0	0	2.5	
Cincinnati	02/05/2025		10:21	2-5	.400	0-2	.000	2-2	1.000	0	1	1	1.0	0	0	0	0	0	6	
at Baylor	02/08/2025		14:56	1-3	.333	0-1	.000	0-0	.000	0	0	0	0.9	1	1	1	0	1	2	
Iowa St.	02/11/2025		06:59	1-2	.500	0-0	.000	0-0	.000	0	0	0	0.9	0	1	0	0	0	2.6	
at Oklahoma St.	02/19/2025		07:19	2-2	1.000	1-1	1.000	3-3	1.000	0	3	3	1.0	2	1	3	0	0	8	
Utah	02/23/2025		01:57	0-2	.000	0-0	.000	0-0	.000	0	1	1	1.0	0	0	1	0	0	2.7	
Kansas St.	02/26/2025		12:20	2-2	1.000	0-0														

Games Played	Minutes/ game	Points/ game	FG Pct	3FG Pct	FT Pct	Rebounds/ game	Assists/ game	Turnovers/ game	Assist/Turnover ratio	Steals/ game	Blocks/ game
26	7.8	2.8	44.1	23.1	94.4	1.0	0.9	0.6	1.4	0.3	0.0

				Field Goals		3-Point		F-Throws		Rebounds								Scoring		
SEASON	TEAM	GP-GS	MIN/AVG	FG-FGA	FG%	3FG-3FGA	3FG%	FT-FTA	FT%	OFF	DEF	TOT	AVG	PF-FO	A	TO	BLK	STL	PTS	AVG
2024-25	UCF	26-0	203/7.8	26-59	.441	3-13	.231	17-18	.944	5	22	27	1.0	18-0	23	16	0	8	72	2.8
TOTAL		26-0	203/7.8	26-59	.441	3-13	.231	17-18	.944	5	22	27	1.0	18-0	23	16	0	8	72	2.8

2022-23	Freshman	Pitt
2023-24	R-Freshman	Clarendon College
2024-25	R-Sophomore	UCF

Points	11	vs. Wisconsin (11/22/24)
Rebounds	4	Tennessee Tech (11/19/24)
Assists	4	vs. Wisconsin (11/22/24)
Steals	2	2x, last vs. Tarleton St. (12/8/24)
Blocks	-	-
FGs Made	4	Milwaukee (11/27/24)
FGs Att.	6	Milwaukee (11/27/24)
3-Pt. FGs Made	1	3x, last at Oklahoma State (2/19/25)
3-Pt. FGs Att.	2	2x, last vs. Cincinnati (2/5/25)
FTs Made	5	vs. Wisconsin (11/22/24)
FTs Att.	6	vs. Wisconsin (11/22/24)

Points	11	vs. Wisconsin (11/22/24)
Rebounds	4	Tennessee Tech (11/19/24)
Assists	4	vs. Wisconsin (11/22/24)
Steals	2	2x, last vs. Tarleton St. (12/8/24)
Blocks	-	-
FGs Made	4	Milwaukee (11/27/24)
FGs Att.	6	Milwaukee (11/27/24)
3-Pt. FGs Made	1	3x, last at Oklahoma State (2/19/25)
3-Pt. FGs Att.	2	2x, last vs. Cincinnati (2/5/25)
FTs Made	5	vs. Wisconsin (11/22/24)
FTs Att.	6	vs. Wisconsin (11/22/24)

Major: Business
Favorite pro athletes: Kobe Bryant, Allen Iverson
Pre-game ritual: Pray, listen to music, focus in
Favorite TV show: Everybody Hates Chris
Favorite music artist: The Express (the football movie)
Favorite food: Soul food
Second favorite sport: Football, used to play until 10th grade
Favorite off-day activity: Just chilling
Fun fact: Likes to go to the arcade and play pop-a-shot
Hidden talent: Can do magic

	2024-25	Career
10+ Points	1	1
20+ Points	-	-
30+ Points	-	-
5+ Rebounds	-	-
10+ Rebounds	-	-
3+ Three Pointers	-	-
5+ Assists	-	-
3+ Steals	-	-
3+ Blocks	-	-
Double-Doubles	-	-



8 Elijah HULSEWE

Guard / Junior / 7-0 / 270
Orlando, Fla. / Windermere Prep / Bethune-Cookman

SEASON STATS

PPG	RPG	APG	FG%	3PT%	FT%
-	-	-	-	-	-

HULSEWE NOTEBOOK

- ♦ Scored a season and career high 13 points on two occasions while with Bethune-Cookman last season, once against Trinity (FL) and then again against Longwood
- ♦ Attended Windermere Prep for high school and then attended Hargrave Military Academy following graduation

MISCELLANEOUS

	2024-25	Career
10+ Points	-	5
20+ Points	-	-
30+ Points	-	-
5+ Rebounds	-	13
10+ Rebounds	-	2
3+ Three Pointers	-	-
5+ Assists	-	-
3+ Steals	-	-
3+ Blocks	-	1
Double-Doubles	-	1

COLLEGE PATH

2022-23	Freshman	Bethune-Cookman
2023-24	Sophomore	Bethune-Cookman
2024-25	Junior	UCF

CAREER HIGHS

Points	13	2x, last at Longwood (11/26/23)
Rebounds	13	at Purdue Fort Wayne (12/16/23)
Assists	3	at Purdue Fort Wayne (12/16/23)
Steals	2	Alabama A&M (2/24/24)
Blocks	3	Trinity (FL) (11/10/23)
FGs Made	6	Trinity (FL) (11/10/23)
FGs Att.	10	3x, last vs. Alabama A&M (2/24/24)
3-Pt. FGs Made	-	-
3-Pt. FGs Att.	-	-
FTs Made	5	Southern U. (1/15/24)
FTs Att.	6	Southern U. (1/15/24)

DID YOU KNOW?

Major: Business Communications
Favorite pro athlete: Nikola Jokic
Favorite professional team: Orlando City SC
Pre-game ritual: Jump rope, listen to music
Favorite movie: The Matrix
Favorite TV show: Family Guy
Favorite music artist: Hans Ziller
Favorite food: Chicken cesar salad with homemade cesar dressing
Second favorite sport: Soccer
Favorite off-day activity: LEGOs
Fun fact: Speaks Portugese and is half Brazilian
Hidden talent: Juggling

CAREER STATS

				Field Goals		3-Point		F-Throws		Rebounds										Scoring	
SEASON	TEAM	GP-GS	MIN/AVG	FG-FGA	FG%	3FG-3FGA	3FG%	FT-FTA	FT%	OFF	DEF	TOT	AVG	PF-FO	A	TO	BLK	STL		PTS	AVG
2022-23	BCU	15-4	177/11.8	24-45	.533	0-0	.000	12-23	.522	14	27	41	2.7	30-0	4	19	8	1		60	4.0
2023-24	BCU	30-13	397/13.2	50-96	.521	0-0	.000	32-46	.696	40	79	119	4.0	72-3	20	33	14	9		132	4.4
TOTAL FOR UCF		0-0	0/0.0	0-0	.000	0-0	.000	0-0	.000	0	0	0	0.0	0-0	0	0	0	0		0	0.0
TOTAL		45-17	574/12.8	74-141	.525	0-0	.000	44-69	.638	54	106	160	3.6	102-3	24	52	22	10		192	4.3



11 Cameron SIMPSON

Guard / Freshman / 6-7 / 180
Orlando, Fla. / Oak Ridge

SEASON STATS

PPG	RPG	APG	FG%	3PT%	FT%
-	-	-	-	-	-

SIMPSON NOTEBOOK

- ♦ Scored north of a dozen points per game in each season of his high school career
- ♦ Tallied 13.1 points and 2.8 rebounds per game in his senior season with Oak Ridge
- ♦ Scored 12.8 points with 3.2 rebounds per game in his junior season with Oak Ridge while shooting 49% from the three-point line
- ♦ Averaged 12.8 points, 4.2 rebounds and 1.5 steals per game in his sophomore season at Central Florida Christian Acadmey in Ocoee
- ♦ Posted 16.9 points per game in his freshman campaign at East River in Orlando

COLLEGE PATH

2024-25	Freshman	UCF
---------	----------	-----

DID YOU KNOW?

Major: Business
Favorite pro athlete: LeBron James
Favorite professional team: Orlando Magic
Pre-game ritual: Listen to music
Favorite movie: Let it Shine
Favorite TV show: All-American
Favorite music artist: Lil Baby
Favorite food: Sweet potato casserole
Second favorite sport: Football
Favorite off-day activity: Bowling
Fun fact: Played football before basketball
Hidden talent: Bowling

MISCELLANEOUS

	2024-25	Career
10+ Points	-	-
20+ Points	-	-
30+ Points	-	-
5+ Rebounds	-	-
10+ Rebounds	-	-
3+ Three Pointers	-	-
5+ Assists	-	-
3+ Steals	-	-
3+ Blocks	-	-
Double-Doubles	-	-



15 Tyler HENDRICKS

Guard / Redshirt Sophomore / 6-6 / 190
Fort Lauderdale, Fla. / Calvary Christian Academy

SEASON STATS

PPG	RPG	APG	FG%	3PT%	FT%
1.4	1.2	0.2	40.9%	22.2%	50%

HENDRICKS NOTEBOOK

- ◆ Made first collegiate start vs. Kansas State Feb. 26, 2025, snatching a career-best three steals in the process
- ◆ Made an appearance in UCF's first round NIT contest vs. South Florida on March 19, 2024
- ◆ Played in four regular season Big 12 Conference games, as well as seeing action in UCF's Big 12 Conference Championship first round game against Oklahoma State (Mar. 12), hitting a turnaround jumpshot
- ◆ Did not see game action during the 2022-23 season, earning a redshirt
- ◆ His twin, Taylor, became UCF's first lottery and first round NBA Draft pick in 2023

TOP PERFORMANCES

- ◆ **Utah (2/23/25)**
7 points, 2-3 3PT FG, 1 block

GAME-BY-GAME STATS

Opponent	Date	GS	MIN	Total		3-Pointers		Free throws		Rebounds				PF	A	TO	BLK	STL	PTS	AVG
				FG-FGA	PCT	3FG-3FGA	PCT	FT-FTA	PCT	OFF	DEF	TOT	AVG							
vs Wisconsin	11/22/2024		03:40	0-0	.000	0-0	.000	0-0	.000	0	1	1	1.0	1	0	0	0	0	0	0.0
vs LSU	11/24/2024		06:54	0-0	.000	0-0	.000	0-0	.000	1	1	2	1.5	0	1	0	1	0	0	0.0
Milwaukee	11/27/2024		11:33	2-2	1.000	0-0	.000	2-3	.667	0	2	2	1.7	0	0	1	0	0	6	2.0
California Baptist	12/01/2024		03:51	1-1	1.000	0-0	.000	0-1	.000	0	0	0	1.3	0	0	0	0	0	2	2.0
vs Tulsa	12/14/2024		07:30	0-1	.000	0-1	.000	0-0	.000	0	0	0	1.0	2	1	0	0	0	0	1.6
Jacksonville	12/21/2024		05:31	0-2	.000	0-0	.000	0-0	.000	1	1	2	1.2	1	0	0	0	0	0	1.3
Kansas	01/05/2025		05:23	0-2	.000	0-1	.000	0-0	.000	0	1	1	1.1	0	0	0	2	0	0	1.1
at Arizona St.	01/14/2025		02:26	0-1	.000	0-0	.000	0-0	.000	0	0	0	1.0	0	0	0	0	0	0	1.0
at Iowa St.	01/21/2025		03:58	0-0	.000	0-0	.000	0-0	.000	0	0	0	0.9	0	0	0	0	0	0	0.9
TCU	01/25/2025		02:17	1-1	1.000	0-0	.000	0-0	.000	0	0	0	0.8	0	0	0	0	0	2	1.0
BYU	02/01/2025		07:39	0-0	.000	0-0	.000	0-0	.000	1	2	3	1.0	0	0	0	0	0	0	0.9
at Baylor	02/08/2025		10:47	0-2	.000	0-0	.000	0-0	.000	0	1	1	1.0	1	1	0	0	0	0	0.8
Iowa St.	02/11/2025		08:19	1-2	.500	0-1	.000	0-0	.000	1	0	1	1.0	0	0	0	0	0	2	0.9
at Colorado	02/15/2025		11:56	0-1	.000	0-1	.000	0-0	.000	0	1	1	1.0	1	1	0	0	0	0	0.9
at Oklahoma St.	02/19/2025		08:44	0-0	.000	0-0	.000	0-0	.000	0	0	0	0.9	0	0	0	0	0	0	0.8
Utah	02/23/2025		13:28	2-3	.667	2-3	.667	1-2	.500	0	2	2	1.0	2	0	0	1	0	7	1.2
Kansas St.	02/26/2025	*	13:25	2-4	.500	0-2	.000	0-0	.000	2	2	4	1.2	5	0	1	0	3	4	1.4
Totals		1	127:21	9-22	.409	2-9	.222	3-6	.500	6	14	20	1.2	13	4	2	4	3	23	1.4

Player Averages

Games Played	Minutes/game	Points/game	FG Pct	3FG Pct	FT Pct	Rebounds/game	Assists/game	Turnovers/game	Assist/Turnover ratio	Steals/game	Blocks/game
17	7.5	1.4	40.9	22.2	50.0	1.2	0.2	0.1	2.0	0.2	0.2

COLLEGE PATH

2022-23	Freshman	UCF
2023-24	R-Freshman	UCF
2024-25	R-Sophomore	UCF

CAREER HIGHS

Points	7	2x, last vs. Utah (2/23/25)
Rebounds	4	3x, last vs. Kansas State (2/26/25)
Assists	1	5x, last at Colorado (2/15/25)
Steals	3	Kansas State (2/26/25)
Blocks	2	Kansas (1/5/25)
FGs Made	3	FIU (11/6/23)
FGs Att.	4	4x, last vs. Kansas State (2/26/25)
3-Pt. FGs Made	2	2x, last vs. Utah (2/23/25)
3-Pt. FGs Att.	3	2x, last vs. Utah (2/23/25)
FTs Made	3	at Houston (1/20/24)
FTs Att.	3	2x, last vs. Milwaukee (11/27/24)

2024-25 GAME HIGHS

Points	7	Utah (2/23/25)
Rebounds	4	Kansas State (2/26/25)
Assists	1	4x, last at Colorado (2/15/25)
Steals	3	Kansas State (2/26/25)
Blocks	2	Kansas (1/5/25)
FGs Made	2	3x, last vs. Kansas State (2/26/25)
FGs Att.	4	Kansas State (2/26/25)
3-Pt. FGs Made	2	Utah (2/23/25)
3-Pt. FGs Att.	3	Utah (2/23/25)
FTs Made	2	Milwaukee (11/27/24)
FTs Att.	3	Milwaukee (11/27/24)

DID YOU KNOW?

- Major: Business
 Favorite pro athlete: Russell Westbrook
 Favorite professional team: Utah Jazz
 Pre-game ritual: Pray
 Favorite movie: Transformers
 Favorite TV show: Breaking Bad
 Favorite music artist: Drake
 Favorite food: Pizza
 Second favorite sport: Football
 Favorite off-day activity: Watching Netflix
 Fun fact: Played football before basketball
 Hidden talent: Plays the piano

MISCELLANEOUS

	2024-25	Career
10+ Points	-	-
20+ Points	-	-
30+ Points	-	-
5+ Rebounds	-	-
10+ Rebounds	-	-
3+ Three Pointers	-	-
5+ Assists	-	-
3+ Steals	1	1
3+ Blocks	-	-
Double-Doubles	-	-

CAREER STATS

				Field Goals		3-Point		F-Throws		Rebounds				Scoring						
SEASON	TEAM	GP-GS	MIN/AVG	FG-FGA	FG%	3FG-3FGA	3FG%	FT-FTA	FT%	OFF	DEF	TOT	AVG	PF-FO	A	TO	BLK	STL	PTS	AVG
2023-24	UCF	14-0	106/7.6	12-26	.462	5-14	.357	7-8	.875	5	11	16	1.1	17-0	2	7	0	2	36	2.6
2024-25	UCF	17-1	127/7.5	9-22	.409	2-9	.222	3-6	.500	6	14	20	1.2	13-1	4	2	4	3	23	1.4
TOTAL		31-1	234/7.5	21-48	.438	7-23	.304	10-14	.714	11	25	36	1.2	30-1	6	9	4	5	59	1.9





20 Poohpha WARAKULNUKROH

Guard / Redshirt Junior / 5-11 / 177
Bangkok, Thailand / Montverde Academy

SEASON STATS

PPG	RPG	APG	FG%	3PT%	FT%
0.0	0.3	0.3	-	-	0%

WARAKULNUKROH NOTEBOOK

- ✦ Earned first career steal in 2024-25 debut against California Baptist
- ✦ Made an appearance in UCF's NIT contest at Florida on March 15, 2023
- ✦ Made his collegiate debut against Western Illinois (11/14), scoring four points, hitting a three-pointer and a free throw
- ✦ Served as a student manager for the men's basketball program during the 2021-22 season. Earned a redshirt in the process.
- ✦ Played at Montverde Academy in Montverde, Florida and was the team MVP and leading scorer on the Varsity/Post Grad Team as a senior; joined the varsity team his junior after moving from Thailand
- ✦ 3x3 National Tournament Champion in Thailand for U-16 as a sophomore
- ✦ Also played tennis, ranking top 10 in Thailand

TOP PERFORMANCES

GAME-BY-GAME STATS

Opponent	Date	GS	MIN	Total FG-FGA	PCT	3FG-3FGA	PCT	Free throws FT-FTA	PCT	Rebounds OFF DEF TOT AVG	PF	A	TO	BLK	STL	PTS	AVG
California Baptist	12/01/2024		00:48	0-0	.000	0-0	.000	0-2	.000	0 0 0 0.0	0	0	0	0	1	0	0.0
Jacksonville	12/21/2024		00:59	0-0	.000	0-0	.000	0-0	.000	0 0 0 0.0	0	0	1	0	0	0	0.0
TCU	01/25/2025		01:11	0-0	.000	0-0	.000	0-0	.000	0 1 1 0.3	0	1	0	0	0	0	0.0
Totals		0	02:58	0-0	.000	0-0	.000	0-2	.000	0 1 1 0.3	0	1	1	0	1	0	0.0

Player Averages

Games Played	Minutes/ game	Points/ game	FG Pct	3FG Pct	FT Pct	Rebounds/ game	Assists/ game	Turnovers/ game	Assist/Turnover ratio	Steals/ game	Blocks/ game
3	1.0	0.0	0.0	0.0	0.0	0.3	0.3	0.3	1.0	0.3	0.0

COLLEGE PATH

2022-23	R-Freshman	UCF
2023-24	R-Sophomore	UCF
2024-25	R-Junior	UCF

CAREER HIGHS

Points	4	2x, last vs. ECU (3/5/23)
Rebounds	1	2x, last vs. TCU (1/25/25)
Assists	1	5x, last vs. TCU (1/25/25)
Steals	1	California Baptist (12/1/24)
Blocks	1	Jacksonville (12/6/23)
FGs Made	1	4x, last vs. ECU (3/5/23)
FGs Att.	2	2x, last vs. Lipscomb (12/2/23)
3-Pt. FGs Made	1	2x, last vs. ECU (3/5/23)
3-Pt. FGs Att.	1	3x, last vs. Lipscomb (12/2/23)
FTs Made	2	Bethune-Cookman (12/29/23)
FTs Att.	2	4x, last vs. California Baptist (12/1/24)

2024-25 GAME HIGHS

Points	-	-
Rebounds	1	TCU (1/25/25)
Assists	1	TCU (1/25/25)
Steals	1	California Baptist (12/1/24)
Blocks	-	-
FGs Made	-	-
FGs Att.	-	-
3-Pt. FGs Made	-	-
3-Pt. FGs Att.	-	-
FTs Made	-	-
FTs Att.	2	California Baptist (12/1/24)

DID YOU KNOW?

Major/Minor: Mechanical Engineering/Math
Favorite pro athlete: Steve Nash
Favorite professional team: San Antonio Spurs
Pre-game ritual: Listen to slow music
Favorite movie: Whiplash
Favorite TV show: Breaking Bad
Favorite music artist: Elliott Smith
Favorite food: Thai
Second favorite sport: Soccer
Favorite off-day activity: Sleeping
Fun fact: Black belt in taekwondo
Hidden talent: Plays the guitar

MISCELLANEOUS

	2024-25	Career
10+ Points	-	-
20+ Points	-	-
30+ Points	-	-
5+ Rebounds	-	-
10+ Rebounds	-	-
3+ Three Pointers	-	-
5+ Assists	-	-
3+ Steals	-	-
3+ Blocks	-	-
Double-Doubles	-	-

CAREER STATS

				Field Goals		3-Point		F-Throws		Rebounds									Scoring	
SEASON	TEAM	GP-GS	MIN/AVG	FG-FGA	FG%	3FG-3FGA	3FG%	FT-FTA	FT%	OFF	DEF	TOT	AVG	PF-FO	A	TO	BLK	STL	PTS	AVG
2022-23	UCF	7-0	14/2.0	4-6	.667	2-2	1.000	2-4	.500	0	0	0	0.0	3-0	2	1	0	0	12	1.7
2023-24	UCF	6-0	10/1.7	0-3	.000	0-1	.000	2-2	1.000	0	1	1	0.2	1-0	2	0	1	0	2	0.3
2024-25	UCF	3-0	3/1.0	0-0	.000	0-0	.000	0-2	.000	0	1	1	0.3	0-0	1	1	0	1	0	0.0
TOTAL		16-0	27/1.7	4-9	.444	2-3	.667	4-8	.500	0	2	2	0.1	4-0	5	2	1	1	14	0.9



22 Nils MACHOWSKI

Guard / Sophomore / 6-3 / 183
Berlin, Germany / Paul-Natorp Gymnasium

SEASON STATS

PPG	RPG	APG	FG%	3PT%	FT%
1.8	1.5	0.6	37.9%	28.6%	76.5%

MACHOWSKI NOTEBOOK

- ✦ Earned first career start vs. California Baptist on Dec. 1, 2024
- ✦ Tallied a career-high 13 points in just his second collegiate game at No. 13 Miami on Nov. 10 2023, going five-for-seven from the field and going a perfect three-for-three from beyond the three-point arc
- ✦ Hit a game-winning, buzzer-beating, three-point shot to win the 2023 U19 championship
- ✦ Was the starting point guard on the 2022 German National Team in the U18 European Championship
- ✦ Spent time in the top tier of German basketball with Alba Berlin and won back-to-back U19 championships with Alba Berlin in 2022 and 2023
- ✦ Nils' father, Sebastian Machowski, was a professional basketball player for 17 years, playing small forward in six different countries. One of his stops was Alba Berlin, the same club that his son went on to play for two and a half decades later. Sebastian completed his 17th year of coaching, most recently at the helm of PGE Spojnia Stargard, a team in the first division of Polish basketball.

TOP PERFORMANCES

- ✦ at Colorado (2/15/25)
13 points, 5 rebounds, 3 steals, 2 assists, 5-for-5 FG, 2-for-2 3PT FG

GAME-BY-GAME STATS

Opponent	Date	GS	MIN	Total		3-Pointers		Free throws		Rebounds				PF	A	TO	BLK	STL	PTS	AVG
				FG-FGA	PCT	3FG-3FGA	PCT	FT-FTA	PCT	OFF	DEF	TOT	AVG							
Texas A&M	11/04/2024		04:44	0-3	.000	0-2	.000	0-0	.000	1	0	1	1.0	0	1	0	0	0	0.0	
Purdue Fort Wayne	11/08/2024		09:24	2-2	1.000	1-1	1.000	1-2	.500	2	1	3	2.0	1	1	0	0	6	3.0	
Fla. Atlantic	11/12/2024		08:20	1-1	1.000	1-1	1.000	0-0	.000	0	1	1	1.7	2	2	0	1	0	3	3.0
Tennessee Tech	11/19/2024		13:09	0-1	.000	0-0	.000	0-0	.000	0	3	3	2.0	0	1	0	0	0	2.3	
vs Wisconsin	11/22/2024		14:42	1-2	.500	0-1	.000	2-3	.667	0	1	1	1.8	1	0	1	0	0	4	2.6
vs LSU	11/24/2024		11:17	0-3	.000	0-0	.000	0-0	.000	1	2	3	2.0	1	1	0	0	1	0	2.2
Milwaukee	11/27/2024		04:51	0-1	.000	0-0	.000	0-0	.000	0	1	1	1.9	1	0	0	0	0	0	1.9
California Baptist	12/01/2024	*	11:01	1-1	1.000	0-0	.000	2-2	1.000	0	1	1	1.8	0	3	0	0	1	4	2.1
Tarleton St.	12/08/2024		06:02	0-1	.000	0-1	.000	0-0	.000	0	1	1	1.7	1	0	0	0	0	0	1.9
vs Tulsa	12/14/2024		05:52	0-0	.000	0-0	.000	0-0	.000	0	0	0	1.5	0	0	1	0	0	0	1.7
Jacksonville	12/21/2024		07:56	0-1	.000	0-0	.000	0-0	.000	0	1	1	1.5	0	0	1	0	0	0	1.5
Kansas	01/05/2025		05:23	0-1	.000	0-1	.000	0-0	.000	0	2	2	1.5	0	0	0	0	0	0	1.4
at Iowa St.	01/21/2025		02:12	0-1	.000	0-1	.000	2-2	1.000	1	0	1	1.5	0	0	0	0	0	2	1.5
TCU	01/25/2025		02:17	0-0	.000	0-0	.000	1-2	.500	0	1	1	1.4	1	0	0	0	0	1	1.4
at Kansas	01/28/2025		02:27	0-0	.000	0-0	.000	0-0	.000	0	1	1	1.4	1	0	1	0	0	0	1.3
BYU	02/01/2025		17:02	1-4	.250	0-3	.000	2-2	1.000	1	2	3	1.5	2	0	1	0	1	4	1.5
Cincinnati	02/05/2025		01:15	0-1	.000	0-1	.000	0-0	.000	0	0	0	1.4	0	0	0	0	0	0	1.4
at Baylor	02/08/2025		06:07	0-0	.000	0-0	.000	0-0	.000	1	0	1	1.4	0	0	0	0	1	0	1.3
at Colorado	02/15/2025		23:26	5-5	1.000	2-2	1.000	1-2	.500	0	5	5	1.6	2	2	0	0	3	13	1.9
at Oklahoma St.	02/19/2025		14:38	0-1	.000	0-0	.000	2-2	1.000	1	3	4	1.7	1	1	2	0	2	2	2.0
Utah	02/23/2025	*	05:47	0-0	.000	0-0	.000	0-0	.000	0	0	0	1.6	0	0	0	0	0	0	1.9
Kansas St.	02/26/2025		01:27	0-0	.000	0-0	.000	0-0	.000	0	0	0	1.5	0	1	0	0	0	0	1.8
Totals		2	179:20	11-29	.379	4-14	.286	13-17	.765	8	26	34	1.5	14	13	7	1	9	39	1.8

Player Averages

Games Played	Minutes/game	Points/game	FG Pct	3FG Pct	FT Pct	Rebounds/game	Assists/game	Turnovers/game	Assist/Turnover ratio	Steals/game	Blocks/game
22	8.2	1.8	37.9	28.6	76.5	1.5	0.6	0.3	1.9	0.4	0.0

CAREER STATS

SEASON	TEAM	GP-GS	MIN/AVG	Field Goals		3-Point		F-Throws		Rebounds				Scoring	
				FG-FGA	FG%	3FG-3FGA	3FG%	FT-FTA	FT%	OFF	DEF	TOT	AVG	PF-FO	A
2023-24	UCF	25-0	233/9.3	16-49	.327	9-33	.273	8-11	.727	10	18	28	1.1	11-0	21
2024-25	UCF	22-2	179/8.2	11-29	.379	4-14	.286	13-17	.765	8	26	34	1.5	14-0	13
TOTAL		47-2	412/8.8	27-78	.346	13-47	.277	21-28	.750	18	44	62	1.3	25-0	34

COLLEGE PATH

2023-24	Freshman	UCF
2024-25	Sophomore	UCF

CAREER HIGHS

Points	13	2x, last at Colorado (2/15/25)
Rebounds	5	2x, last at Colorado (2/15/25)
Assists	3	4x, last vs. California Baptist (12/1/24)
Steals	3	at Colorado (2/15/25)
Blocks	1	2x, last vs. Florida Atlantic (11/12/24)
FGs Made	5	2x, last at Colorado (2/15/25)
FGs Att.	7	2x, last at BYU (2/13/24)
3-Pt. FGs Made	3	at Miami (11/10/23)
3-Pt. FGs Att.	5	at BYU (2/13/24)
FTs Made	2	6x, last vs. BYU (2/1/25)
FTs Att.	3	vs. Wisconsin (11/22/24)

2024-25 GAME HIGHS

Points	13	at Colorado (2/15/25)
Rebounds	5	at Colorado (2/15/25)
Assists	3	California Baptist (12/1/24)
Steals	3	at Colorado (2/15/25)
Blocks	1	Florida Atlantic (11/12/24)
FGs Made	5	at Colorado (2/15/25)
FGs Att.	5	at Colorado (2/15/25)
3-Pt. FGs Made	2	at Colorado (2/15/25)
3-Pt. FGs Att.	3	BYU (2/1/25)
FTs Made	2	4x, last vs. BYU (2/1/25)
FTs Att.	3	vs. Wisconsin (11/22/24)

DID YOU KNOW?

Major/Minor: Communication/Sports Business

Favorite pro athlete: Mike James

Favorite professional team: Orlando Magic

Pre-game ritual: Eat, nap, shower, listen to music

Favorite movie: Pirates of the Caribbean

Favorite TV show: Snowfall

Favorite music artist: Rod Wave

Favorite food: Schnitzel

Second favorite sport: Soccer

Favorite off-day activity: Video games


Fun fact: Unbeatable at board games

Hidden talent: Bowling

MISCELLANEOUS

	2024-25	Career
10+ Points	1	3
20+ Points	-	-
30+ Points	-	-
5+ Rebounds	1	2
10+ Rebounds	-	-
3+ Three Pointers	-	1
5+ Assists	-	-
3+ Steals	1	1
3+ Blocks	-	-
Double-Doubles	-	-





24 Jaylin SELLERS

Guard / Senior / 6-5 / 205
Columbus, Ga. / Spencer / Ball State

SEASON STATS

PPG	RPG	APG	FG%	3PT%	FT%
6.0	1.3	1.0	50%	40%	100%

SELLERS NOTEBOOK

- ◆ Made his 2024-25 season debut on Dec. 21, 2024 against Jacksonville after missing the first 10 games of the campaign with an injury. Returned to the score sheet with an emphatic alley-oop slam.
- ◆ Named All-Big 12 Honorable Mention at the end of the 2023-24 regular season
- ◆ Finished the campaign leading the Knights in scoring, averaging 15.9 points per game, including 16.8 PPG in wins.
- ◆ Led the Big 12 in points per game from Nov. 27-Dec. 18 before finishing fourth in the conference at season's end
- ◆ Recorded career-highs in points (524), steals (35), assists (36), rebounds (118), and free throw percentage (82.9%) in '23-'24
- ◆ Posted a career-high 34 pts. against Stetson (11/26/23), helping him earn the Big 12's Co-Newcomer of the Week nod
- ◆ Impressed in his UCF debut on opening night, scoring 23 points, and earned 22-point, 11-rebound next outing at Miami

TOP PERFORMANCES

GAME-BY-GAME STATS

Opponent	Date	GS	MIN	Total		3-Pointers		Free throws		Rebounds				PF				PTS	AVG
				FG-FGA	PCT	3FG-3FGA	PCT	FT-FTA	PCT	OFF	DEF	TOT	AVG	A	TO	BLK	STL		
Jacksonville	12/21/2024		12:16	3-4	.750	1-2	.500	0-0	.000	0	1	1	1.0	1	1	3	0	7	7.0
at Texas Tech	12/31/2024		13:49	3-6	.500	1-2	.500	0-0	.000	0	1	1	1.0	1	1	0	1	7	7.0
Kansas	01/05/2025	*	21:03	1-4	.250	0-1	.000	2-2	1.000	1	1	2	1.3	1	1	2	0	4	6.0
Totals		1	47:08	7-14	.500	2-5	.400	2-2	1.000	1	3	4	1.3	3	3	6	0	18	6.0

Player Averages

Games Played	Minutes/game	Points/game	FG Pct	3FG Pct	FT Pct	Rebounds/game	Assists/game	Turnovers/game	Assist/Turnover ratio	Steals/game	Blocks/game
3	15.7	6.0	50.0	40.0	100.0	1.3	1.0	2.0	0.5	0.3	0.0

CAREER HONORS

All-Big 12 Honorable Mention

2023-24

Big 12 Newcomer of the Week

Co-Newcomer: Nov. 27, 2023

All-MAC Third Team

2022-23

MAC All-Freshman Team

2021-22

COLLEGE PATH

2021-22	Freshman	Ball State
2022-23	Sophomore	Ball State
2023-24	Junior	UCF
2024-25	Senior	UCF

CAREER HIGHS

Points	34	Stetson (11/26/23)
Rebounds	14	Ind.-South Bend (11/19/22)
Assists	5	Cal St. Fullerton (11/16/23)
Steals	4	3x, last vs. Florida A&M (12/21/23)
Blocks	3	Akron (1/6/23)
FGs Made	12	Stetson (11/26/23)
FGs Att.	21	at Miami (11/10/23)
3-Pt. FGs Made	5	Bowling Green (2/11/23)
3-Pt. FGs Att.	9	2x, last vs. Baylor (1/31/24)
FTs Made	13	Oklahoma (2/3/24)
FTs Attempted	14	Oklahoma (2/3/24)

2024-25 GAME HIGHS

Points	7	2x, last at Texas Tech (12/31/24)
Rebounds	2	Kansas (1/5/25)
Assists	1	3x, last vs. Kansas (1/5/25)
Steals	1	at Texas Tech (12/31/24)
Blocks	-	-
FGs Made	3	2x, last at Texas Tech (12/31/24)
FGs Att.	6	at Texas Tech (12/31/24)
3-Pt. FGs Made	1	2x, last at Texas Tech (12/31/24)
3-Pt. FGs Att.	2	2x, last at Texas Tech (12/31/24)
FTs Made	2	Kansas (1/5/25)
FTs Att.	2	Kansas (1/5/25)

DID YOU KNOW?

Major: General Studies
Favorite pro athlete: Anthony Edwards
Favorite pro team: Atlanta Hawks
Pre-game ritual: Workout and pray
Favorite movie(s): Love and Basketball
Favorite TV show: Martin
Favorite music artist: Rod Wave
Favorite food: Hot lemon pepper wings
Second favorite sport: Football
Favorite off-day activity: Sleep
Hidden talent: Playing football

MISCELLANEOUS

	2024-25	Career
10+ Points	-	58
20+ Points	-	13
30+ Points	-	1
5+ Rebounds	-	19
10+ Rebounds	-	3
3+ Three Pointers	-	17
5+ Assists	-	2
3+ Steals	-	10
3+ Blocks	-	1
Double-Doubles	-	3

CAREER STATS

				Field Goals		3-Point		F-Throws		Rebounds									Scoring	
SEASON	TEAM	GP-GS	MIN/AVG	FG-FGA	FG%	3FG-3FGA	3FG%	FT-FTA	FT%	OFF	DEF	TOT	AVG	PF-FO	A	TO	BLK	STL	PTS	AVG
2021-22	BSU	31-5	588/19.0	81-147	.551	24-54	.444	21-32	.656	15	42	57	1.8	53-0	16	28	7	24	207	6.7
2022-23	BSU	31-30	929/30.0	144-294	.490	54-120	.450	78-103	.757	33	82	115	3.7	78-3	26	49	16	21	420	13.5
2023-24	UCF	33-32	1053/31.9	173-413	.419	52-175	.297	126-152	.829	46	72	118	3.6	58-1	36	42	4	35	524	15.9
2024-25	UCF	3-1	47/15.7	7-14	.500	2-5	.400	2-2	1.000	1	3	4	1.3	3-0	3	6	0	1	18	6.0
TOTAL FOR UCF		36-33	1100/30.6	180-427	.422	54-180	.300	128-154	.831	47	75	122	3.4	61-1	39	48	4	36	542	15.1
TOTAL		98-68	2617/26.7	405-868	.467	132-354	.373	227-289	.785	95	199	294	3.0	192-4	81	125	27	81	1169	11.9



35 Rokas JOCIUS

Forward / Junior / 6-10 / 240

Kaunas, Lithuania / Vilnius "Ozo" Gimnazija / La Salle

SEASON STATS

PPG	RPG	APG	FG%	3PT%	FT%
2.0	1.6	0.3	42%	15.4%	71.4%

JOCIUS NOTEBOOK

- ✦ Earned his first start as a Knight on Nov. 27, 2024 against Milwaukee
- ✦ Tallied a career-high 20 points against Rhode Island on Feb. 25, 2024 after earning a career-high 13 rebounds at Rhode Island on Jan. 31, 2024
- ✦ Averaged 8.5 points and 5.4 rebounds per game in a breakout sophomore campaign with La Salle
- ✦ Scored double-digit points in 12 contests last season while pulling in double-digit rebounds in four
- ✦ Earned a pair of double-doubles, the most recent a 10-point, 10-rebound performance against Richmond on Feb. 10
- ✦ Was named to the Atlantic 10 Commissioner's Honor Roll in his freshman campaign at La Salle in 2022-23
- ✦ Played for Vilnius Perlas Energija for two seasons in the second-highest tier of the Lithuanian basketball league

TOP PERFORMANCES

- ✦ **at Arizona (1/11/25)**
6 points, 2 rebounds, 2-for-3 shooting
- ✦ **vs. LSU (11/24/24)**
10 points on 5-for-9 shooting, 5 rebounds, 2 assists

GAME-BY-GAME STATS

Opponent	Date	GS	MIN	Total		3-Pointers		Free throws		Rebounds				PF	A	TO	BLK	STL	PTS	AVG	
				FG-FGA	PCT	3FG-3FGA	PCT	FT-FTA	PCT	OFF	DEF	TOT	AVG								
Texas A&M	11/04/2024		09:25	0-0	.000	0-0	.000	0-0	.000	1	0	1	1.0	0	0	1	1	0	0	0.0	
Purdue Fort Wayne	11/08/2024		06:24	1-2	.500	0-1	.000	0-0	.000	0	3	3	2.0	1	0	1	0	0	2	1.0	
Fla. Atlantic	11/12/2024		01:45	0-0	.000	0-0	.000	0-0	.000	0	1	1	1.7	0	0	0	0	0	0	0.7	
Tennessee Tech	11/19/2024		07:53	1-1	1.000	1-1	1.000	2-2	1.000	2	2	4	2.3	1	2	0	0	0	5	1.8	
vs Wisconsin	11/22/2024		15:32	3-3	1.000	0-0	.000	0-0	.000	1	2	3	2.4	1	0	1	1	0	6	2.6	
vs LSU	11/24/2024		20:54	5-8	.625	0-2	.000	0-0	.000	2	3	5	2.8	1	2	1	0	0	10	3.8	
Milwaukee	11/27/2024	*	20:29	2-5	.400	0-1	.000	0-0	.000	0	1	1	2.6	2	1	1	1	0	4	3.9	
California Baptist	12/01/2024		05:57	1-2	.500	0-0	.000	0-0	.000	0	0	0	2.3	4	0	0	0	0	2	3.6	
Tarleton St.	12/08/2024		03:46	0-0	.000	0-0	.000	0-0	.000	0	0	0	2.0	0	0	0	0	0	0	3.2	
vs Tulsa	12/14/2024		04:19	2-3	.667	0-1	.000	0-0	.000	1	0	1	1.9	1	0	0	0	0	4	3.3	
Jacksonville	12/21/2024		11:37	1-1	1.000	0-0	.000	0-0	.000	0	0	0	1.7	2	1	1	0	0	2	3.2	
at Texas Tech	12/31/2024		09:08	1-4	.250	0-2	.000	0-0	.000	0	1	1	1.7	0	0	0	0	0	2	3.1	
Kansas	01/05/2025		12:00	0-4	.000	0-1	.000	0-0	.000	0	0	0	1.5	2	0	0	1	0	0	2.8	
Colorado	01/08/2025		03:02	0-1	.000	0-0	.000	0-0	.000	1	0	1	1.5	1	0	1	0	0	0	2.6	
at Arizona	01/11/2025		09:44	2-3	.667	1-1	1.000	1-1	1.000	1	1	2	1.5	2	0	0	0	0	6	2.9	
at Arizona St.	01/14/2025		20:55	1-2	.500	0-1	.000	0-1	.000	0	0	0	1.4	3	1	0	0	0	2	2.8	
Houston	01/18/2025		03:03	0-0	.000	0-0	.000	0-0	.000	0	0	0	1.4	0	0	0	0	0	0	2.6	
at Iowa St.	01/21/2025		05:09	0-2	.000	0-1	.000	0-0	.000	1	0	1	1.3	2	0	0	1	0	0	2.5	
TCU	01/25/2025		05:17	0-1	.000	0-0	.000	0-0	.000	0	2	2	1.4	2	0	0	0	0	0	2.4	
at Kansas	01/28/2025		06:02	0-1	.000	0-0	.000	0-0	.000	1	1	2	1.4	2	0	0	0	0	0	2.3	
BYU	02/01/2025		03:08	1-2	.500	0-0	.000	0-1	.000	1	1	2	1.4	0	0	0	0	0	2	2.2	
Cincinnati	02/05/2025		04:24	0-0	.000	0-0	.000	0-0	.000	2	2	4	1.5	1	0	1	0	0	0	2.1	
at Baylor	02/08/2025		09:13	0-2	.000	0-0	.000	2-2	1.000	2	1	3	1.6	2	0	1	0	0	2	2.1	
at Colorado	02/15/2025		04:46	0-1	.000	0-0	.000	0-0	.000	0	0	0	1.5	0	0	0	0	0	0	2.0	
at Oklahoma St.	02/19/2025	*	10:36	0-2	.000	0-1	.000	0-0	.000	0	3	3	1.6	4	0	1	0	0	0	2.0	
Totals			2	214:29	21-50	.420	2-13	.154	5-7	.714	16	24	40	1.6	34	7	10	5	0	49	2.0

Player Averages

Games Played	Minutes/game	Points/game	FG Pct	3FG Pct	FT Pct	Rebounds/game	Assists/game	Turnovers/game	Assist/Turnover ratio	Steals/game	Blocks/game
25	8.6	2.0	42.0	15.4	71.4	1.6	0.3	0.4	0.7	0.0	0.2

CAREER HONORS

Atlantic 10 Commissioner's Honor Roll
2022-23

COLLEGE PATH

2022-23	Freshman	La Salle
2023-24	Sophomore	La Salle
2024-25	Junior	UCF

CAREER HIGHS

Points	20	Rhode Island (2/25/24)
Rebounds	13	at Rhode Island (1/31/24)
Assists	3	Bucknell (12/6/22)
Steals	2	5x, last vs. George Washington (3/12/24)
Blocks	4	2x, last vs. Rhode Island (2/25/24)
FGs Made	8	Rhode Island (2/25/24)
FGs Attempted	13	Rhode Island (2/25/24)
3-Pt. FGs Made	2	5x, last vs. St. Bonaventure (3/13/24)
3-Pt. FGs Att.	3	4x, last vs. St. Bonaventure (3/13/24)
FTs Made	5	at Fordham (1/6/24)
FTs Attempted	10	at Fordham (1/6/24)

2024-25 GAME HIGHS

Points	10	vs. LSU (11/24/24)
Rebounds	5	vs. LSU (11/24/24)
Assists	2	2x, last vs. LSU (11/24/24)
Steals	-	-
Blocks	1	5x, last at Iowa State (1/21/25)
FGs Made	5	vs. LSU (11/24/24)
FGs Att.	9	vs. LSU (11/24/24)
3-Pt. FGs Made	1	2x, last at Arizona (1/11/25)
3-Pt. FGs Att.	2	2x, last at Texas Tech (12/31/24)
FTs Made	2	2x, last at Baylor (2/8/25)
FTs Att.	2	2x, last at Baylor (2/8/25)

DID YOU KNOW?

- Major:** Finance
- Favorite pro athletes:** Arvydas Sabonis, Domantas Sabonis, Kevin Durant
- Favorite professional teams:** Boston Celtics, Vilnius Rytas
- Favorite movie:** The Intouchables
- Favorite TV show:** Demon Slayer
- Favorite music artist:** Kendrick Lamar
- Favorite food:** Šaltibarščiai (Pink Soup)
- Second favorite sport:** Volleyball
- Favorite off-day activity:** Playing video games, talking to family back home
- Fun fact:** Used to figure skate as a kid
- Hidden talent:** Cooking

MISCELLANEOUS

	2024-25	Career
10+ Points	1	18
20+ Points	-	1
30+ Points	-	-
5+ Rebounds	1	27
10+ Rebounds	-	4
3+ Three Pointers	-	-
5+ Assists	-	-
3+ Steals	-	-
3+ Blocks	-	8
Double-Doubles	-	2

CAREER STATS

SEASON	TEAM	GP-GS	MIN/AVG	Field Goals		3-Point		F-Throws		Rebounds				Scoring						
				FG-FGA	FG%	3FG-3FGA	3FG%	FT-FTA	FT%	OFF	DEF	TOT	AVG	PF-FO	A	TO	BLK	STL	PTS	AVG
2022-23	LaS	28-2	415/14.8	55-110	.500	5-13	.385	10-22	.455	39	54	93	3.3	41-0	5	14	24	6	125	4.5
2023-24	LaS	33-27	766/23.2	120-214	.561	15-39	.385	26-54	.481	55	124	179	5.4	82-3	12	32	29	14	281	8.5
2024-25	UCF	25-2	214/8.6	21-50	.420	2-13	.154	5-7	.714	16	24	40	1.6	34-0	7	10	5	0	49	2.0
TOTAL FOR UCF		25-2	214/8.6	21-50	.420	2-13	.154	5-7	.714	16	24	40	1.6	34-0	7	10	5	0	49	2.0
TOTAL		86-31	1395/16.2	196-374	.524	22-65	.338	41-83	.494	110	202	312	3.6	157-3	24	56	58	20	455	5.3





52 Moustapha THIAM

Center / Freshman / 7-2 / 235
Dakar, Senegal / DME Academy

SEASON STATS

PPG	RPG	BPG	FG%	3PT%	FT%
10.3	5.8	2.7	50.7%	30.8%	71.2%

THIAM NOTEBOOK

- ♦ Swatted aside eight blocks vs. Kansas State on Feb. 26, 2025, tying a UCF program record; also recorded his first collegiate double-double
- ♦ Made his collegiate debut on opening night for UCF, earning the start and earning six blocks in 22 minutes on the floor.
- ♦ His six blocks on opening night against #13 Texas A&M were the most by a UCF freshman since Tacko Fall had six against Florida Atlantic on 12/12/15.
- ♦ Became the highest ranked recruit and first five-star in program history with a .9943 composite ranking according to 247Sports
- ♦ Was the No. 1 center recruit and No. 14 overall in the class of 2025 before reclassifying to join the Knights in 2024-25
- ♦ Upon reclassifying, he slotted in as the No. 7 center in the 2024 class as well as the No. 6 recruit in the state of Florida and No. 30 overall, according to On3
- ♦ Played in the 3-Stripes Select Basketball circuit over the spring and summer of 2024, averaging 15.2 points, 7.2 rebounds and 3.7 blocks per game while shooting 60% through all nine contests.
- ♦ Attended DME Academy in Daytona Beach, Fla.
- ♦ Averaged 14.4 points, 8.5 rebounds, 4.1 blocks and 2.3 assists per contest in his final season at DME Academy

TOP PERFORMANCES

- ♦ **Kansas State (2/26/25)**
11 points, 10 rebounds, 8 blocks
- ♦ **Utah (2/23/25)**
18 points, 9 rebounds, 2 blocks, 8-for-10 FG
- ♦ **TCU (1/25/25)**
16 points, 5 blocks, 5 rebounds, 7-for-10 FG, 2-for-3 3PT FG
- ♦ **Houston (1/18/25)**
18 points on 7-for-10 FG, 1-for-2 3PT FG, 3 blocks
- ♦ **at Texas Tech (12/31/24)**
10 points, 2-3 3PT FG, 3 rebounds, 1 block
- ♦ **vs. Tulsa (12/14/24)**
14 points, 8 rebounds, 5 blocks, 3 assists, 5-for-11 FG
- ♦ **Tarleton St. (12/8/24)**
10 points, 9 rebounds, 6 blocks
- ♦ **Purdue Fort Wayne (11/8/24)**
13 points, 6 rebounds, 2 blocks
- ♦ **Texas A&M (11/4/24)**
2 points, 6 blocks, 22:06 on the court

GAME-BY-GAME STATS

Opponent	Date	GS	MIN	Total		3-Pointers		Free throws		Rebounds				PF	A	TO	BLK	STL	PTS	AVG	
				FG-FGA	PCT	3FG-3FGA	PCT	FT-FTA	PCT	OFF	DEF	TOT	AVG								
Texas A&M	11/04/2024	*	22:06	1-3	.333	0-0	.000	0-0	.000	0	4	4	4.0	5	0	0	6	0	2	2.0	
Purdue Fort Wayne	11/08/2024	*	26:14	5-10	.500	0-1	.000	3-4	.750	2	4	6	5.0	2	0	0	2	0	13	7.5	
Fla. Atlantic	11/12/2024	*	18:26	0-2	.000	0-1	.000	0-0	.000	1	2	3	4.3	4	1	0	1	1	0	5.0	
Tennessee Tech	11/19/2024	*	20:38	2-5	.400	1-2	.500	0-0	.000	2	2	4	4.3	4	0	4	0	0	5	5.0	
vs Wisconsin	11/22/2024	*	18:36	2-4	.500	1-2	.500	2-2	1.000	2	1	3	4.0	2	0	2	0	1	7	5.4	
vs LSU	11/24/2024	*	18:07	3-6	.500	0-0	.000	0-0	.000	3	2	5	4.2	5	0	1	2	1	6	5.5	
California Baptist	12/01/2024	*	29:14	4-7	.571	0-1	.000	3-4	.750	2	5	7	4.6	2	0	1	3	0	11	6.3	
Tarleton St.	12/08/2024	*	30:60	4-9	.444	0-1	.000	2-2	1.000	3	6	9	5.1	3	1	2	6	2	10	6.8	
vs Tulsa	12/14/2024	*	32:30	5-11	.455	0-1	.000	4-7	.571	2	6	8	5.4	1	3	1	5	0	14	7.6	
Jacksonville	12/21/2024	*	26:27	4-4	1.000	0-0	.000	2-4	.500	2	3	5	5.4	3	1	0	3	1	10	7.8	
at Texas Tech	12/31/2024	*	17:11	4-6	.667	2-3	.667	0-1	.000	1	2	3	5.2	5	1	1	1	0	10	8.0	
Kansas	01/05/2025	*	18:39	1-5	.200	0-3	.000	2-2	1.000	0	1	1	4.8	2	0	2	1	0	4	7.7	
Colorado	01/08/2025	*	28:52	2-4	.500	0-0	.000	2-2	1.000	1	2	3	4.7	4	0	3	3	0	6	7.5	
at Arizona	01/11/2025	*	30:16	4-8	.500	0-0	.000	0-2	.000	6	4	10	5.1	4	0	1	2	0	8	7.6	
Houston	01/18/2025	*	33:32	7-10	.700	1-2	.500	3-4	.750	2	3	5	5.1	0	1	0	3	0	18	8.3	
at Iowa St.	01/21/2025	*	28:42	4-11	.364	1-2	.500	0-0	.000	7	2	9	5.3	3	1	3	2	0	9	8.3	
TCU	01/25/2025	*	31:21	7-10	.700	2-3	.667	0-0	.000	0	5	5	5.3	3	2	1	5	0	16	8.8	
at Kansas	01/28/2025	*	26:40	8-17	.471	1-5	.200	0-0	.000	4	1	5	5.3	4	1	0	0	1	17	9.2	
BYU	02/01/2025	*	31:45	7-12	.583	1-3	.333	2-2	1.000	1	5	6	5.3	1	1	0	3	0	17	9.6	
Cincinnati	02/05/2025	*	32:47	6-13	.462	0-3	.000	2-2	1.000	5	3	8	5.5	4	2	1	1	1	14	9.9	
at Baylor	02/08/2025	*	28:32	7-10	.700	3-4	.750	1-2	.500	2	1	3	5.3	4	0	1	1	0	18	10.2	
Iowa St.	02/11/2025	*	36:06	2-6	.333	0-3	.000	2-4	.500	4	6	10	5.5	1	3	0	2	0	6	10.0	
at Colorado	02/15/2025	*	31:43	1-9	.111	1-5	.200	4-4	1.000	2	1	3	5.4	4	1	2	5	1	7	9.9	
Utah	02/23/2025	*	30:33	8-10	.800	1-2	.500	1-2	.500	4	5	9	5.6	1	0	0	2	0	18	10.3	
Kansas St.	02/26/2025	*	30:34	4-9	.444	1-5	.200	2-2	1.000	5	5	10	5.8	2	0	4	8	1	11	10.3	
Totals			25	680:30	102-201	.507	16-52	.308	37-52	.712	63	81	144	5.8	73	19	30	67	10	257	10.3

Player Averages

Games Played	Minutes/game	Points/game	FG Pct	3FG Pct	FT Pct	Rebounds/game	Assists/game	Turnovers/game	Assist/Turnover ratio	Steals/game	Blocks/game
25	27.2	10.3	50.7	30.8	71.2	5.8	0.8	1.2	0.6	0.4	2.7

CAREER STATS

SEASON	TEAM	GP-GS	MIN/AVG	Field Goals		3-Point		F-Throws		Rebounds				Scoring	
				FG-FGA	FG%	3FG-3FGA	3FG%	FT-FTA	FT%	OFF	DEF	TOT	AVG	PF-FO	PTS AVG
2024-25	UCF	25-25	680/27.2	102-201	.507	16-52	.308	37-52	.712	63	81	144	5.8	73-3	10.3
TOTAL		25-25	680/27.2	102-201	.507	16-52	.308	37-52	.712	63	81	144	5.8	73-3	10.3

COLLEGE PATH

2024-25 Freshman UCF

CAREER HIGHS

Points	18	3x, last vs. Utah (2/23/25)
Rebounds	10	3x, last vs. Kansas State (2/26/25)
Assists	3	2x, last vs. Iowa State (2/11/25)
Steals	2	Tarleton St. (12/8/24)
Blocks	8	Kansas State (2/26/25)
FGs Made	8	2x, last vs. Utah (2/23/25)
FGs Att.	17	at Kansas (1/28/25)
3-Pt. FGs Made	3	at Baylor (2/8/25)
3-Pt. FGs Att.	5	at Kansas (1/28/25)
FTs Made	4	2x, last at Colorado (2/15/25)
FTs Att.	7	vs. Tulsa (12/14/24)

2024-25 GAME HIGHS

Points	18	3x, last vs. Utah (2/23/25)
Rebounds	10	3x, last vs. Kansas State (2/26/25)
Assists	3	2x, last vs. Iowa State (2/11/25)
Steals	2	Tarleton St. (12/8/24)
Blocks	8	Kansas State (2/26/25)
FGs Made	8	2x, last vs. Utah (2/23/25)
FGs Att.	17	at Kansas (1/28/25)
3-Pt. FGs Made	3	at Baylor (2/8/25)
3-Pt. FGs Att.	5	at Kansas (1/28/25)
FTs Made	4	2x, last at Colorado (2/15/25)
FTs Att.	7	vs. Tulsa (12/14/24)

DID YOU KNOW?

- Major:** Business
Favorite pro athlete: Joel Embiid
Favorite professional team: Real Madrid
Pre-game ritual: Listen to music
Favorite movie: Snowfall
Favorite music artist: Rod Wave
Favorite food: Chick-fil-A
Second favorite sport: Soccer
Favorite off-day activity: Beach Volleyball
Fun fact: Speaks five languages
Hidden talent: Cooking senegalese food

MISCELLANEOUS

	2024-25	Career
10+ Points	14	14
20+ Points	-	-
30+ Points	-	-
5+ Rebounds	15	15
10+ Rebounds	3	3
3+ Three Pointers	1	1
5+ Assists	-	-
3+ Steals	-	-
3+ Blocks	10	10
Double-Doubles	1	1

OVERALL STATISTICS

Game Records

Record	Overall	Home	Away	Neutral
ALL GAMES	15-13	12-5	2-6	1-2
CONFERENCE	6-11	4-5	2-6	0-0
NON-CONFERENCE	9-2	8-0	0-0	1-2

Score by Periods

Team	1st	2nd	OT	TOT
UCF	1063	1115	32	2210
Opponents	1030	1174	39	2243

Team Box Score

No.	Player				Total		3-Point		F-Throw		Rebounds											
		GP-GS	MIN	AVG	FG-FGA	FG%	3FG-3FGA	3FG%	FT-FTA	FT%	OFF	DEF	TOT	AVG	PF	DQ	A	TO	BLK	STL	PTS	AVG
4	HALL, Keyshawn	28-28	919:35	32.8	167-373	.448	40-108	.370	160-196	.816	56	134	190	6.8	72	1	65	74	13	22	534	19.1
3	JOHNSON, Darius	28-28	947:28	33.8	136-323	.421	67-165	.406	88-109	.807	21	68	89	3.2	76	1	118	78	6	64	427	15.3
0	IVY-CURRY, Jordan	27-24	806:59	29.9	114-289	.394	55-168	.327	71-84	.845	20	66	86	3.2	55	0	65	35	2	38	354	13.1
52	THIAM, Moustapha	25-25	680:30	27.2	102-201	.507	16-52	.308	37-52	.712	63	81	144	5.8	73	3	19	30	67	10	257	10.3
24	SELLERS, Jaylin	3-1	47:08	15.7	7-14	.500	2-5	.400	2-2	1.000	1	3	4	1.3	3	0	3	6	0	1	18	6.0
6	COLEMAN, Dallan "Deebo"	28-24	671:17	24.0	46-136	.338	24-83	.289	37-50	.740	42	76	118	4.2	50	0	25	23	2	33	153	5.5
1	WILLIAMS, Mikey	17-4	226:30	13.3	29-82	.354	6-27	.222	16-20	.800	7	26	33	1.9	18	0	9	11	2	7	80	4.7
2	TAYLOR, JJ	20-0	283:15	14.2	27-73	.370	10-36	.278	27-42	.643	12	35	47	2.4	25	0	19	24	6	8	91	4.6
5	WILLIAMS, Benny	27-1	364:59	13.5	47-103	.456	5-20	.250	14-26	.538	24	38	62	2.3	34	0	23	18	15	13	113	4.2
7	JOHNSON, Dior	26-0	203:11	7.8	26-59	.441	3-13	.231	17-18	.944	5	22	27	1.0	18	0	23	16	0	8	72	2.8
35	JOCIUS, Rokas	25-2	214:29	8.6	21-50	.420	2-13	.154	5-7	.714	16	24	40	1.6	34	0	7	10	5	0	49	2.0
22	MACHOWSKI, Nils	22-2	179:20	8.2	11-29	.379	4-14	.286	13-17	.765	8	26	34	1.5	14	0	13	7	1	9	39	1.8
15	HENDRICKS, Tyler	17-1	127:21	7.5	9-22	.409	2-9	.222	3-6	.500	6	14	20	1.2	13	1	4	2	4	3	23	1.4
20	WARAKULNUKROH, Poohpha	3-0	02:58	1.0	0-0	.000	0-0	.000	0-2	.000	0	1	1	0.3	0	0	1	1	0	1	0	0.0
Team											64	52	116					8				
Total		28	5675		742-1754	.423	236-713	.331	490-631	.777	345	666	1011	36.1	485	6	394	343	123	217	2210	78.9
Opponents		28	5675		807-1772	.455	218-648	.336	411-554	.742	349	720	1069	38.2	532	14	423	380	100	203	2243	80.1

Team Statistics

	UCF	OPP
Scoring	2210	2243
Points per game	78.9	80.1
Scoring margin	-1.2	-
Field goals-att	742-1754	807-1772
Field goal pct	.423	.455
3 point fg-att	236-713	218-648
3-point FG pct	.331	.336
3-pt FG made per game	8.4	7.8
Free throws-att	490-631	411-554
Free throw pct	.777	.742
F-Throws made per game	17.5	14.7
Rebounds	1011	1069
Rebounds per game	36.1	38.2
Rebounding margin	-2.1	-
Assists	394	423
Assists per game	14.1	15.1
Turnovers	343	380
Turnovers per game	12.3	13.6
Turnover margin	+1.3	-
Assist/turnover ratio	1.1	1.1
Steals	217	203
Steals per game	7.8	7.3
Blocks	123	100
Blocks per game	4.4	3.6
Winning streak	2	-
Home win streak	2	-
Attendance	129717	83544
Home games-Avg/Game	17-7630	8-10443
Neutral site-Avg/Game	-	3-3363

Team Results

Date	Opponent		Score	Att.
11/04/2024	Texas A&M	W	64-61	8808
11/08/2024	Purdue Fort Wayne	W	75-68	7768
11/12/2024	Fla. Atlantic	W	100-94	8302
11/19/2024	Tennessee Tech	W	80-69	7522
11/22/2024	vs Wisconsin	L	70-86	1112
11/24/2024	vs LSU	Lot3	102-109	1112
11/27/2024	Milwaukee	W	84-76	6027
12/01/2024	California Baptist	W	74-59	5817
12/08/2024	Tarleton St.	W	66-51	5859
12/14/2024	vs Tulsa	W	88-75	7866
12/21/2024	Jacksonville	W	86-66	6155
12/31/2024	at Texas Tech	W	87-83	12767
01/05/2025	Kansas	L	48-99	9669
01/08/2025	Colorado	W	75-74	8204
01/11/2025	at Arizona	L	80-88	13039
01/14/2025	at Arizona St.	W	95-89	8337
01/18/2025	Houston	L	68-69	9014
01/21/2025	at Iowa St.	L	83-108	14267
01/25/2025	TCU	W	85-58	8003
01/28/2025	at Kansas	L	87-91	15300
02/01/2025	BYU	L	75-81	9152
02/05/2025	Cincinnati	L	83-93	7421
02/08/2025	at Baylor	L	76-91	7500
02/11/2025	Iowa St.	L	65-77	8614
02/15/2025	at Colorado	L	63-76	7212
02/19/2025	at Oklahoma St.	L	95-104	5122
02/23/2025	Utah	W	76-72	6379
02/26/2025	Kansas St.	W	80-76	7003

CONFERENCE STATISTICS

Game Records

Record	Overall	Home	Away	Neutral
ALL GAMES	6-11	4-5	2-6	0-0
CONFERENCE	6-11	4-5	2-6	0-0
NON-CONFERENCE	0-0	0-0	0-0	0-0

Score by Periods

Team	1st	2nd	OT	TOT
UCF	640	681	0	1321
Opponents	671	758	0	1429

Team Box Score

No.	Player				Total		3-Point		F-Throw		Rebounds											
		GP-GS	MIN	AVG	FG-FGA	FG%	3FG-3FGA	3FG%	FT-FTA	FT%	OFF	DEF	TOT	AVG	PF	DQ	A	TO	BLK	STL	PTS	AVG
4	HALL, Keyshawn	17-17	577:60	34.0	115-245	.469	32-76	.421	105-127	.827	40	79	119	7.0	48	0	40	48	9	15	367	21.6
3	JOHNSON, Darius	17-17	560:28	33.0	88-210	.419	37-100	.370	52-65	.800	14	33	47	2.8	51	1	69	47	4	30	265	15.6
52	THIAM, Moustapha	15-15	437:13	29.1	72-140	.514	14-43	.326	21-29	.724	44	46	90	6.0	42	1	13	19	39	4	179	11.9
0	IVY-CURRY, Jordan	16-14	459:02	28.7	58-158	.367	28-95	.295	31-37	.838	7	41	48	3.0	31	0	34	18	2	20	175	10.9
24	SELLERS, Jaylin	2-1	34:52	17.4	4-10	.400	1-3	.333	2-2	1.000	1	2	3	1.5	2	0	2	3	0	1	11	5.5
1	WILLIAMS, Mikey	16-4	223:18	14.0	29-82	.354	6-27	.222	16-20	.800	7	26	33	2.1	18	0	8	10	2	7	80	5.0
6	COLEMAN, Dallan "Deebo"	17-13	413:49	24.3	22-73	.301	15-49	.306	20-27	.741	25	48	73	4.3	33	0	15	17	1	20	79	4.6
2	TAYLOR, JJ	11-0	134:51	12.3	12-30	.400	4-15	.267	8-15	.533	6	17	23	2.1	11	0	9	14	3	3	36	3.3
7	JOHNSON, Dior	15-0	110:42	7.4	14-32	.438	2-8	.250	8-8	1.000	2	12	14	0.9	11	0	9	9	0	2	38	2.5
5	WILLIAMS, Benny	16-1	169:45	10.6	18-47	.383	2-11	.182	2-8	.250	8	11	19	1.2	17	0	14	7	6	9	40	2.5
22	MACHOWSKI, Nils	11-1	82:01	7.5	6-13	.462	2-8	.250	8-10	.800	4	14	18	1.6	7	0	4	4	0	7	22	2.0
15	HENDRICKS, Tyler	11-1	88:22	8.0	6-16	.375	2-8	.250	1-2	.500	4	9	13	1.2	9	1	2	1	3	3	15	1.4
35	JOCIUS, Rokas	14-1	106:27	7.6	5-25	.200	1-7	.143	3-5	.600	9	12	21	1.5	21	0	1	4	2	0	14	1.0
20	WARAKULNUKROH, Poohpha	1-0	01:11	1.2	0-0	.000	0-0	.000	0-0	.000	0	1	1	1.0	0	0	1	0	0	0	0	0.0
Team											36	27	63					4				
Total		17	3400		449-1081	.415	146-450	.324	277-355	.780	207	378	585	34.4	301	3	221	205	71	121	1321	77.7
Opponents		17	3400		517-1081	.478	125-374	.334	270-357	.756	215	458	673	39.6	317	5	278	217	67	124	1429	84.1

Team Statistics

	UCF	OPP
Scoring	1321	1429
Points per game	77.7	84.1
Scoring margin	-6.4	-
Field goals-att	449-1081	517-1081
Field goal pct	.415	.478
3 point fg-att	146-450	125-374
3-point FG pct	.324	.334
3-pt FG made per game	8.6	7.4
Free throws-att	277-355	270-357
Free throw pct	.780	.756
F-Throws made per game	16.3	15.9
Rebounds	585	673
Rebounds per game	34.4	39.6
Rebounding margin	-5.2	-
Assists	221	278
Assists per game	13.0	16.4
Turnovers	205	217
Turnovers per game	12.1	12.8
Turnover margin	+0.7	-
Assist/turnover ratio	1.1	1.3
Steals	121	124
Steals per game	7.1	7.3
Blocks	71	67
Blocks per game	4.2	3.9
Winning streak	2	-
Home win streak	2	-
Attendance	73459	83544
Home games-Avg/Game	9-8162	8-10443
Neutral site-Avg/Game	-	0-0

Team Results

Date	Opponent		Score	Att.
12/31/2024	at Texas Tech	W	87-83	12767
01/05/2025	Kansas	L	48-99	9669
01/08/2025	Colorado	W	75-74	8204
01/11/2025	at Arizona	L	80-88	13039
01/14/2025	at Arizona St.	W	95-89	8337
01/18/2025	Houston	L	68-69	9014
01/21/2025	at Iowa St.	L	83-108	14267
01/25/2025	TCU	W	85-58	8003
01/28/2025	at Kansas	L	87-91	15300
02/01/2025	BYU	L	75-81	9152
02/05/2025	Cincinnati	L	83-93	7421
02/08/2025	at Baylor	L	76-91	7500
02/11/2025	Iowa St.	L	65-77	8614
02/15/2025	at Colorado	L	63-76	7212
02/19/2025	at Oklahoma St.	L	95-104	5122
02/23/2025	Utah	W	76-72	6379
02/26/2025	Kansas St.	W	80-76	7003

UCF GAME-BY-GAME STATISTICS

				Total		3-Pointers		Free throws		Rebounds											
Opponent	Date	Score		FG-FGA	PCT	3FG-3FGA	PCT	FT-FTA	PCT	OFF	DEF	TOT	AVG	PF	A	TO	BLK	STL	PTS	AVG	
Texas A&M	11/04/2024	64-61	W	17-50	.340	8-26	.308	22-31	.710	8	27	35	35.0	17	13	11	10	9	64	64.0	
Purdue Fort Wayne	11/08/2024	75-68	W	25-59	.424	2-20	.100	23-30	.767	15	29	44	39.5	11	13	13	3	8	75	69.5	
Fla. Atlantic	11/12/2024	100-94	W	32-60	.533	13-28	.464	23-25	.920	9	27	36	38.3	23	20	16	4	6	100	79.7	
Tennessee Tech	11/19/2024	80-69	W	30-70	.429	9-23	.391	11-15	.733	22	30	52	41.8	18	18	13	0	7	80	79.8	
vs Wisconsin	11/22/2024	70-86	L	21-62	.339	2-17	.118	26-37	.703	13	28	41	41.6	17	10	10	3	5	70	77.8	
vs LSU	11/24/2024	102-109	Lot3	37-90	.411	10-34	.294	18-25	.720	21	30	51	43.2	24	16	16	7	15	102	81.8	
Milwaukee	11/27/2024	84-76	W	30-63	.476	11-24	.458	13-16	.813	7	24	31	41.4	12	17	8	3	6	84	82.1	
California Baptist	12/01/2024	74-59	W	24-53	.453	8-21	.381	18-26	.692	7	24	31	40.1	15	16	11	5	11	74	81.1	
Tarleton St.	12/08/2024	66-51	W	19-53	.358	9-31	.290	19-22	.864	16	21	37	39.8	13	14	17	6	12	66	79.4	
vs Tulsa	12/14/2024	88-75	W	31-67	.463	8-22	.364	18-24	.750	15	22	37	39.5	20	19	5	7	5	88	80.3	
Jacksonville	12/21/2024	86-66	W	27-46	.587	10-17	.588	22-25	.880	5	26	31	38.7	14	17	18	4	12	86	80.8	
at Texas Tech	12/31/2024	87-83	W	29-56	.518	10-23	.435	19-22	.864	9	25	34	38.3	18	9	14	2	4	87	81.3	
Kansas	01/05/2025	48-99	L	14-68	.206	7-30	.233	13-18	.722	12	20	32	37.8	9	11	14	7	7	48	78.8	
Colorado	01/08/2025	75-74	W	22-56	.393	10-28	.357	21-28	.750	9	19	28	37.1	21	12	12	7	9	75	78.5	
at Arizona	01/11/2025	80-88	L	30-78	.385	8-35	.229	12-17	.706	20	22	42	37.5	20	15	9	3	5	80	78.6	
at Arizona St.	01/14/2025	95-89	W	33-65	.508	12-26	.462	17-21	.810	13	23	36	37.4	22	18	12	2	7	95	79.6	
Houston	01/18/2025	68-69	L	25-62	.403	7-23	.304	11-17	.647	16	25	41	37.6	14	11	13	5	1	68	78.9	
at Iowa St.	01/21/2025	83-108	L	27-63	.429	11-24	.458	18-23	.783	11	18	29	37.1	19	9	19	3	5	83	79.2	
TCU	01/25/2025	85-58	W	27-60	.450	13-31	.419	18-22	.818	10	28	38	37.2	14	20	7	6	7	85	79.5	
at Kansas	01/28/2025	87-91	L	29-75	.387	14-36	.389	15-17	.882	13	23	36	37.1	20	20	7	1	11	87	79.9	
BYU	02/01/2025	75-81	L	23-62	.371	8-26	.308	21-25	.840	8	26	34	37.0	17	10	10	4	11	75	79.6	
Cincinnati	02/05/2025	83-93	L	32-67	.478	5-22	.227	14-18	.778	17	22	39	37.0	18	13	16	4	3	83	79.8	
at Baylor	02/08/2025	76-91	L	26-59	.441	8-20	.400	16-18	.889	13	16	29	36.7	20	11	12	3	6	76	79.6	
Iowa St.	02/11/2025	65-77	L	27-65	.415	6-26	.231	5-10	.500	10	22	32	36.5	13	14	9	2	7	65	79.0	
at Colorado	02/15/2025	63-76	L	21-61	.344	6-23	.261	15-20	.750	8	21	29	36.2	19	8	8	6	12	63	78.4	
at Oklahoma St.	02/19/2025	95-104	L	28-59	.475	8-24	.333	31-38	.816	10	26	36	36.2	25	14	20	4	5	95	79.0	
Utah	02/23/2025	76-72	W	29-65	.446	6-24	.250	12-16	.750	12	17	29	35.9	9	12	8	4	13	76	78.9	
Kansas St.	02/26/2025	80-76	W	27-60	.450	7-29	.241	19-25	.760	16	25	41	36.1	23	14	15	8	8	80	78.9	
Total		2210		742-1754	.423	236-713	.331	490-631	.777	345	666	1011	36.1	485	394	343	123	217	2210	78.9	
Opponents		2243		807-1772	.455	218-648	.336	411-554	.742	349	720	1069	38.2	532	423	380	100	203	2243	80.1	

UCF Averages

Games Played	Points/game	FG Pct	3FG Pct	FT Pct	Rebounds/game	Assists/game	Turnovers/game	Assist/Turnover ratio	Steals/game	Blocks/game
28	78.9	42.3	33.1	77.7	36.1	14.1	12.3	1.1	7.8	4.4

OPPONENT GAME-BY-GAME STATISTICS

				Total		3-Pointers		Free throws		Rebounds											
Opponent	Date	Score		FG-FGA	PCT	3FG-3FGA	PCT	FT-FTA	PCT	OFF	DEF	TOT	AVG	PF	A	TO	BLK	STL	PTS	AVG	
Texas A&M	11/04/2024	64-61	W	23-63	.365	7-23	.304	8-14	.571	16	27	43	43.0	24	13	12	3	4	61	61.0	
Purdue Fort Wayne	11/08/2024	75-68	W	28-65	.431	8-29	.276	4-7	.571	9	21	30	36.5	20	8	13	3	4	68	64.5	
Fla. Atlantic	11/12/2024	100-94	W	29-64	.453	14-34	.412	22-29	.759	10	19	29	34.0	18	17	13	3	10	94	74.3	
Tennessee Tech	11/19/2024	80-69	W	21-57	.368	10-30	.333	17-22	.773	10	19	29	32.8	16	12	10	3	7	69	73.0	
vs Wisconsin	11/22/2024	70-86	L	32-66	.485	10-31	.323	12-16	.750	8	31	39	34.0	26	21	13	3	5	86	75.6	
vs LSU	11/24/2024	102-109	Lot3	38-88	.432	12-36	.333	21-29	.724	21	35	56	37.7	20	16	17	4	11	109	81.2	
Milwaukee	11/27/2024	84-76	W	30-65	.462	8-22	.364	8-14	.571	14	27	41	38.1	13	14	15	2	5	76	80.4	
California Baptist	12/01/2024	74-59	W	20-57	.351	6-21	.286	13-13	1.000	12	25	37	38.0	19	6	19	3	6	59	77.8	
Tarleton St.	12/08/2024	66-51	W	22-53	.415	3-7	.429	4-9	.444	14	21	35	37.7	20	10	23	3	11	51	74.8	
vs Tulsa	12/14/2024	88-75	W	24-57	.421	9-21	.429	18-26	.692	12	21	33	37.2	19	17	11	2	4	75	74.8	
Jacksonville	12/21/2024	86-66	W	23-56	.411	6-20	.300	14-18	.778	8	16	24	36.0	20	11	17	4	12	66	74.0	
at Texas Tech	12/31/2024	87-83	W	33-72	.458	3-16	.188	14-18	.778	17	21	38	36.2	17	13	10	5	6	83	74.8	
Kansas	01/05/2025	48-99	L	42-83	.506	9-23	.391	6-10	.600	22	41	63	38.2	14	30	10	12	6	99	76.6	
Colorado	01/08/2025	75-74	W	24-46	.522	7-13	.538	19-24	.792	6	27	33	37.9	22	15	22	2	8	74	76.4	
at Arizona	01/11/2025	80-88	L	28-60	.467	9-23	.391	23-29	.793	11	30	41	38.1	16	16	14	1	5	88	77.2	
at Arizona St.	01/14/2025	95-89	W	30-57	.526	12-24	.500	17-26	.654	9	23	32	37.7	23	19	14	7	5	89	77.9	
Houston	01/18/2025	68-69	L	29-69	.420	3-16	.188	8-11	.727	18	24	42	37.9	20	8	8	4	3	69	77.4	
at Iowa St.	01/21/2025	83-108	L	40-71	.563	9-22	.409	19-25	.760	15	28	43	38.2	20	19	10	4	16	108	79.1	
TCU	01/25/2025	85-58	W	23-64	.359	1-20	.050	11-15	.733	13	26	39	38.3	18	7	11	1	6	58	78.0	
at Kansas	01/28/2025	87-91	L	28-64	.438	10-21	.476	25-29	.862	15	33	48	38.8	16	14	12	7	6	91	78.7	
BYU	02/01/2025	75-81	L	28-58	.483	14-32	.438	11-19	.579	6	34	40	38.8	22	22	17	3	7	81	78.8	
Cincinnati	02/05/2025	83-93	L	38-65	.585	5-16	.313	12-19	.632	7	20	27	38.3	18	18	10	4	9	93	79.4	
at Baylor	02/08/2025	76-91	L	32-60	.533	8-25	.320	19-22	.864	11	17	28	37.8	15	20	10	0	11	91	79.9	
Iowa St.	02/11/2025	65-77	L	27-59	.458	7-28	.250	16-21	.762	11	30	41	38.0	14	17	11	3	5	77	79.8	
at Colorado	02/15/2025	63-76	L	25-59	.424	7-22	.318	19-23	.826	16	36	52	38.5	19	11	19	5	5	76	79.6	
at Oklahoma St.	02/19/2025	95-104	L	35-74	.473	6-27	.222	28-35	.800	13	26	39	38.5	26	17	7	3	14	104	80.6	
Utah	02/23/2025	76-72	W	28-55	.509	8-24	.333	8-10	.800	9	23	32	38.3	17	18	19	3	6	72	80.3	
Kansas St.	02/26/2025	80-76	W	27-65	.415	7-22	.318	15-21	.714	16	19	35	38.2	20	14	13	3	6	76	80.1	
Total		2243		807-1772	.455	218-648	.336	411-554	.742	349	720	1069	38.2	532	423	380	100	203	2243	80.1	
UCF		2210		742-1754	.423	236-713	.331	490-631	.777	345	666	1011	36.1	485	394	343	123	217	2210	78.9	

Opponents Averages

Games Played	Points/game	FG Pct	3FG Pct	FT Pct	Rebounds/game	Assists/game	Turnovers/game	Assist/Turnover ratio	Steals/game	Blocks/game
28	80.1	45.5	33.6	74.2	38.2	15.1	13.6	1.1	7.3	3.6



MISCELLANEOUS GAME-BY-GAME STATISTICS

Date	Opp.	W/L, Score	Points in Paint			Pts Off TOs			2nd Chance Pts			Fast Break Pts			Bench		
			UCF	Opp.	Diff.	UCF	Opp.	Diff.	UCF	Opp.	Diff.	UCF	Opp.	Diff.	UCF	Opp.	Diff.
Nov. 4	#13/15 Texas A&M	W, 64-61	14	32	-18	4	13	-9	9	19	-10	6	6	0	12	20	-8
Nov. 8	Purdue Fort Wayne	W, 75-68	36	40	-4	15	7	+8	15	11	+4	12	4	+8	20	21	-1
Nov. 12	Florida Atlantic	W, 100-94	32	26	+6	16	20	-4	16	16	0	8	11	-3	28	31	-3
Nov. 19	Tennessee Tech	W, 80-69	36	20	+16	13	15	-2	27	5	+22	21	14	+7	20	13	+7
Nov. 22	vs. #19/25 Wisconsin	L, 86-70	32	38	-6	12	12	0	13	7	+6	12	10	+2	30	27	+3
Nov. 24	vs. LSU	L, 109-102 (3OT)	42	50	-8	18	21	-3	15	19	-4	17	25	-8	22	21	+1
Nov. 27	Milwaukee	W, 84-76	28	40	-12	16	8	+8	5	17	-12	7	13	-6	24	14	+10
Dec. 1	California Baptist	W, 74-59	26	28	-2	21	8	+13	10	9	+1	13	4	+9	27	15	+12
Dec. 8	Tarleton State	W, 66-51	12	32	-20	26	22	+4	17	9	+8	13	7	+6	14	8	+6
Dec. 14	vs. Tulsa	W, 88-75	44	24	+20	11	12	-1	25	13	+12	15	14	+1	15	18	-3
Dec. 21	Jacksonville	W, 86-66	28	32	-4	17	25	-8	10	12	-2	15	8	+7	19	27	-8
Dec. 31	at Texas Tech	W, 87-83	28	52	-24	16	16	0	9	18	-9	2	6	-4	15	23	-8
Jan. 5	#7/7 Kansas	L, 99-48	10	62	-52	3	18	-15	16	37	-21	9	9	0	20	42	-22
Jan. 8	Colorado	W, 75-74	20	28	-8	24	10	+14	9	2	+7	9	8	+1	6	13	-7
Jan. 11	at Arizona	L, 88-80	36	32	+4	18	9	+9	23	12	+11	13	8	+5	24	28	-4
Jan. 14	at Arizona State	W, 95-89	38	32	+6	16	13	+3	13	10	+3	15	15	0	20	10	+10
Jan. 18	#10/8 Houston	L, 69-68	26	48	-22	10	10	0	15	18	-3	10	5	+5	9	23	-14
Jan. 21	at #3/4 Iowa State	L, 108-83	22	54	-32	11	25	-14	18	16	+2	5	18	-13	22	24	-2
Jan. 25	TCU	W, 85-58	24	40	-16	20	9	+11	4	6	-2	18	14	+4	8	12	-4
Jan. 28	at #11/11 Kansas	L, 91-87	18	34	-16	9	11	-2	13	18	-5	8	10	-2	2	29	-27
Feb. 1	BYU	L, 81-75	26	28	-2	18	8	+10	7	2	+5	16	12	+4	6	12	-6
Feb. 5	Cincinnati	L, 93-83	46	56	-10	13	18	-5	16	13	+3	15	14	+1	12	16	-4
Feb. 8	at Baylor	L, 91-76	32	42	-10	16	16	0	15	12	+3	7	10	-3	14	40	-26
Feb. 11	#10/10 Iowa State	L, 77-65	34	38	-4	10	8	+2	10	15	-5	18	20	-2	18	27	-9
Feb. 15	at Colorado	L, 76-63	24	30	-6	17	4	+13	7	17	-10	9	9	0	13	22	-9
Feb. 19	at Oklahoma State	L, 104-95	36	46	-10	5	26	-21	14	14	0	27	24	+3	15	34	-19
Feb. 23	Utah	W, 76-72	32	38	-6	20	8	+12	16	12	+4	16	7	+9	33	4	+29
Feb. 26	Kansas State	W, 80-76	34	40	-6	17	26	-9	15	14	+1	11	12	-1	12	21	-9
March 1	at TCU																
March 5	Oklahoma State																
March 8	at West Virginia																
TOTALS			815	1,062	-246	412	398	+14	382	373	+9	347	317	+30	480	595	-115

LEADERS

Points

##	Player	G	Pts	Pts/G
4	Hall, Keyshawn	28	534	19.1
3	Johnson, Darius	28	427	15.3
0	Ivy-Curry, Jordan	27	354	13.1
52	Thiam, Moustapha	25	257	10.3
6	Coleman, Dallan "Deebo"	28	153	5.5
5	Williams, Benny	27	113	4.2
2	Taylor, JJ	20	91	4.6
1	Williams, Mikey	17	80	4.7
7	Johnson, Dior	26	72	2.8
35	Jocius, Rokas	25	49	2.0
22	Machowski, Nils	22	39	1.8
15	Hendricks, Tyler	17	23	1.4
24	Sellers, Jaylin	3	18	6.0

Scoring Average

##	Player	G	Pts	Pts/G
4	Hall, Keyshawn	28	534	19.1
3	Johnson, Darius	28	427	15.3
0	Ivy-Curry, Jordan	27	354	13.1
52	Thiam, Moustapha	25	257	10.3
24	Sellers, Jaylin	3	18	6.0
6	Coleman, Dallan "Deebo"	28	153	5.5
1	Williams, Mikey	17	80	4.7
2	Taylor, JJ	20	91	4.6
5	Williams, Benny	27	113	4.2
7	Johnson, Dior	26	72	2.8
35	Jocius, Rokas	25	49	2.0
22	Machowski, Nils	22	39	1.8
15	Hendricks, Tyler	17	23	1.4

Field Goal Percentage

##	Player	FG	Att	Pct
52	Thiam, Moustapha	102	201	.507
24	Sellers, Jaylin	7	14	.500
5	Williams, Benny	47	103	.456
4	Hall, Keyshawn	167	373	.448
7	Johnson, Dior	26	59	.441
3	Johnson, Darius	136	323	.421
35	Jocius, Rokas	21	50	.420
15	Hendricks, Tyler	9	22	.409
0	Ivy-Curry, Jordan	114	289	.394
22	Machowski, Nils	11	29	.379
2	Taylor, JJ	27	73	.370
1	Williams, Mikey	29	82	.354
6	Coleman, Dallan "Deebo"	46	136	.338

Field Goal Attempts

##	Player	G	Att	Att/G
4	Hall, Keyshawn	28	373	13.3
3	Johnson, Darius	28	323	11.5
0	Ivy-Curry, Jordan	27	289	10.7
52	Thiam, Moustapha	25	201	8.0
6	Coleman, Dallan "Deebo"	28	136	4.9

Field Goals Made

##	Player	G	Made	Made/G
4	Hall, Keyshawn	28	167	6.0
3	Johnson, Darius	28	136	4.9
0	Ivy-Curry, Jordan	27	114	4.2
52	Thiam, Moustapha	25	102	4.1
5	Williams, Benny	27	47	1.7

3-Point FG Percentage

##	Player	3FG	Att	Pct
3	Johnson, Darius	67	165	.406
24	Sellers, Jaylin	2	5	.400
4	Hall, Keyshawn	40	108	.370
0	Ivy-Curry, Jordan	55	168	.327
52	Thiam, Moustapha	16	52	.308
6	Coleman, Dallan "Deebo"	24	83	.289
22	Machowski, Nils	4	14	.286
2	Taylor, JJ	10	36	.278
5	Williams, Benny	5	20	.250
7	Johnson, Dior	3	13	.231
1	Williams, Mikey	6	27	.222
15	Hendricks, Tyler	2	9	.222
35	Jocius, Rokas	2	13	.154

3-Point FG Attempts

##	Player	G	Att	Att/G
0	Ivy-Curry, Jordan	27	168	6.2
3	Johnson, Darius	28	165	5.9
4	Hall, Keyshawn	28	108	3.9
6	Coleman, Dallan "Deebo"	28	83	3.0
52	Thiam, Moustapha	25	52	2.1

3-Point FG Made

##	Player	G	Made	Made/G
3	Johnson, Darius	28	67	2.4
0	Ivy-Curry, Jordan	27	55	2.0
4	Hall, Keyshawn	28	40	1.4
6	Coleman, Dallan "Deebo"	28	24	0.9
52	Thiam, Moustapha	25	16	0.6



LEADERS

Free Throw Percentage

##	Player	Made	Att	Pct
24	Sellers, Jaylin	2	2	1.000
7	Johnson, Dior	17	18	.944
0	Ivy-Curry, Jordan	71	84	.845
4	Hall, Keyshawn	160	196	.816
3	Johnson, Darius	88	109	.807
1	Williams, Mikey	16	20	.800
22	Machowski, Nils	13	17	.765
6	Coleman, Dallan "Deebo"	37	50	.740
35	Jocius, Rokas	5	7	.714
52	Thiam, Moustapha	37	52	.712
2	Taylor, JJ	27	42	.643
5	Williams, Benny	14	26	.538
15	Hendricks, Tyler	3	6	.500

Rebounds

##	Player	G	Reb	Reb/G
4	Hall, Keyshawn	28	190	6.8
52	Thiam, Moustapha	25	144	5.8
6	Coleman, Dallan "Deebo"	28	118	4.2
3	Johnson, Darius	28	89	3.2
0	Ivy-Curry, Jordan	27	86	3.2

Rebounds Average

##	Player	G	Reb	Reb/G
4	Hall, Keyshawn	28	190	6.8
52	Thiam, Moustapha	25	144	5.8
6	Coleman, Dallan "Deebo"	28	118	4.2
0	Ivy-Curry, Jordan	27	86	3.2
3	Johnson, Darius	28	89	3.2

Offensive Rebounds

##	Player	G	OReb	OReb/G
52	Thiam, Moustapha	25	63	2.5
4	Hall, Keyshawn	28	56	2.0
6	Coleman, Dallan "Deebo"	28	42	1.5
5	Williams, Benny	27	24	0.9
3	Johnson, Darius	28	21	0.8

Defensive Rebounds

##	Player	G	DReb	DReb/G
4	Hall, Keyshawn	28	134	4.8
52	Thiam, Moustapha	25	81	3.2
6	Coleman, Dallan "Deebo"	28	76	2.7
3	Johnson, Darius	28	68	2.4
0	Ivy-Curry, Jordan	27	66	2.4

Fouls

##	Player	G	PF	PF/G
3	Johnson, Darius	28	76	2.7
52	Thiam, Moustapha	25	73	2.9
4	Hall, Keyshawn	28	72	2.6
0	Ivy-Curry, Jordan	27	55	2.0
6	Coleman, Dallan "Deebo"	28	50	1.8

Foul Outs

##	Player	G	FO
52	Thiam, Moustapha	25	3
4	Hall, Keyshawn	28	1
3	Johnson, Darius	28	1
15	Hendricks, Tyler	17	1

Free Throw Attempts

##	Player	G	Att	Att/G
4	Hall, Keyshawn	28	196	7.0
3	Johnson, Darius	28	109	3.9
0	Ivy-Curry, Jordan	27	84	3.1
52	Thiam, Moustapha	25	52	2.1
6	Coleman, Dallan "Deebo"	28	50	1.8

Free Throws Made

##	Player	G	Made	Made/G
4	Hall, Keyshawn	28	160	5.7
3	Johnson, Darius	28	88	3.1
0	Ivy-Curry, Jordan	27	71	2.6
52	Thiam, Moustapha	25	37	1.5
6	Coleman, Dallan "Deebo"	28	37	1.3

Assists

##	Player	G	Ast	Ast/G
3	Johnson, Darius	28	118	4.2
4	Hall, Keyshawn	28	65	2.3
0	Ivy-Curry, Jordan	27	65	2.4
6	Coleman, Dallan "Deebo"	28	25	0.9
5	Williams, Benny	27	23	0.9

Steals

##	Player	G	Stl	Stl/G
3	Johnson, Darius	28	64	2.3
0	Ivy-Curry, Jordan	27	38	1.4
6	Coleman, Dallan "Deebo"	28	33	1.2
4	Hall, Keyshawn	28	22	0.8
5	Williams, Benny	27	13	0.5

Blocked Shots

##	Player	G	Blk	Blk/G
52	Thiam, Moustapha	25	67	2.7
5	Williams, Benny	27	15	0.6
4	Hall, Keyshawn	28	13	0.5
3	Johnson, Darius	28	6	0.2
2	Taylor, JJ	20	6	0.3

Minutes

##	Player	G	Min	Min/G
3	Johnson, Darius	28	947	33:50
4	Hall, Keyshawn	28	920	32:51
0	Ivy-Curry, Jordan	27	807	29:53
52	Thiam, Moustapha	25	680	27:13
6	Coleman, Dallan "Deebo"	28	671	23:58

Turnovers

##	Player	G	TO	TO/G
3	Johnson, Darius	28	78	2.8
4	Hall, Keyshawn	28	74	2.6
0	Ivy-Curry, Jordan	27	35	1.3
52	Thiam, Moustapha	25	30	1.2
2	Taylor, JJ	20	24	1.2

UCF GAME HIGHS

POINTS	102		vs LSU (N) (11/24/2024)
	100		Fla. Atlantic (11/12/2024)
	95		at Oklahoma St. (02/19/2025)
	95		at Arizona St. (01/14/2025)
	88		vs Tulsa (N) (12/14/2024)
FIELD GOALS MADE	37		vs LSU (N) (11/24/2024)
	33		at Arizona St. (01/14/2025)
FIELD GOAL ATTEMPTS	90		vs LSU (N) (11/24/2024)
	78		at Arizona (01/11/2025)
FIELD GOAL PERCENTAGE	.587	(27-46)	Jacksonville (12/21/2024)
	.533	(32-60)	Fla. Atlantic (11/12/2024)
3 PT FG MADE	14		at Kansas (01/28/2025)
	13		TCU (01/25/2025)
	13		Fla. Atlantic (11/12/2024)
3 PT FG ATTEMPTS	36		at Kansas (01/28/2025)
	35		at Arizona (01/11/2025)
3 PT FG PERCENTAGE	.588	(10-17)	Jacksonville (12/21/2024)
	.464	(13-28)	Fla. Atlantic (11/12/2024)
FREE THROWS MADE	31		at Oklahoma St. (02/19/2025)
	26		vs Wisconsin (N) (11/22/2024)
FREE THROW ATTEMPTS	38		at Oklahoma St. (02/19/2025)
	37		vs Wisconsin (N) (11/22/2024)
FREE THROW PERCENTAGE	.920	(23-25)	Fla. Atlantic (11/12/2024)
	.889	(16-18)	at Baylor (02/08/2025)
REBOUNDS	52		Tennessee Tech (11/19/2024)
	51		vs LSU (N) (11/24/2024)
ASSISTS	20		at Kansas (01/28/2025)
	20		TCU (01/25/2025)
	20		Fla. Atlantic (11/12/2024)
STEALS	15		vs LSU (N) (11/24/2024)
	13		Utah (02/23/2025)
BLOCKED SHOTS	10		Texas A&M (11/04/2024)
	8		Kansas St. (02/26/2025)
TURNOVERS	20		at Oklahoma St. (02/19/2025)
	19		at Iowa St. (01/21/2025)
FOULS	25		at Oklahoma St. (02/19/2025)
	24		vs LSU (N) (11/24/2024)

OPPONENT GAME HIGHS

POINTS	109		vs LSU (N) (11/24/2024)
	108		at Iowa St. (01/21/2025)
	104		at Oklahoma St. (02/19/2025)
	99		Kansas (01/05/2025)
	94		Fla. Atlantic (11/12/2024)
FIELD GOALS MADE	42		Kansas (01/05/2025)
	40		at Iowa St. (01/21/2025)
FIELD GOAL ATTEMPTS	88		vs LSU (N) (11/24/2024)
	83		Kansas (01/05/2025)
FIELD GOAL PERCENTAGE	.585	(38-65)	Cincinnati (02/05/2025)
	.563	(40-71)	at Iowa St. (01/21/2025)
3 PT FG MADE	14		BYU (02/01/2025)
	14		Fla. Atlantic (11/12/2024)
3 PT FG ATTEMPTS	36		vs LSU (N) (11/24/2024)
	34		Fla. Atlantic (11/12/2024)
3 PT FG PERCENTAGE	.538	(7-13)	Colorado (01/08/2025)
	.500	(12-24)	at Arizona St. (01/14/2025)
FREE THROWS MADE	28		at Oklahoma St. (02/19/2025)
	25		at Kansas (01/28/2025)
FREE THROW ATTEMPTS	35		at Oklahoma St. (02/19/2025)
	29		at Kansas (01/28/2025)
	29		at Arizona (01/11/2025)
	29		vs LSU (N) (11/24/2024)
	29		Fla. Atlantic (11/12/2024)
FREE THROW PERCENTAGE	1.000	(13-13)	California Baptist (12/01/2024)
	.864	(19-22)	at Baylor (02/08/2025)
REBOUNDS	63		Kansas (01/05/2025)
	56		vs LSU (N) (11/24/2024)
ASSISTS	30		Kansas (01/05/2025)
	22		BYU (02/01/2025)
STEALS	16		at Iowa St. (01/21/2025)
	14		at Oklahoma St. (02/19/2025)
BLOCKED SHOTS	12		Kansas (01/05/2025)
	7		at Kansas (01/28/2025)
	7		at Arizona St. (01/14/2025)
TURNOVERS	23		Tarleton St. (12/08/2024)
	22		Colorado (01/08/2025)
FOULS	26		at Oklahoma St. (02/19/2025)
	26		vs Wisconsin (N) (11/22/2024)

UCF GAME LOWS

POINTS	48		Kansas (01/05/2025)
	63		at Colorado (02/15/2025)
	64		Texas A&M (11/04/2024)
	65		Iowa St. (02/11/2025)
	66		Tarleton St. (12/08/2024)
FIELD GOALS MADE	14		Kansas (01/05/2025)
	17		Texas A&M (11/04/2024)
FIELD GOAL ATTEMPTS	46		Jacksonville (12/21/2024)
	50		Texas A&M (11/04/2024)
FIELD GOAL PERCENTAGE	.206	(14-68)	Kansas (01/05/2025)
	.339	(21-62)	vs Wisconsin (N) (11/22/2024)
3 PT FG MADE	2		vs Wisconsin (N) (11/22/2024)
	2		Purdue Fort Wayne (11/08/2024)
3 PT FG ATTEMPTS	17		Jacksonville (12/21/2024)
	17		vs Wisconsin (N) (11/22/2024)
3 PT FG PERCENTAGE	.100	(2-20)	Purdue Fort Wayne (11/08/2024)
	.118	(2-17)	vs Wisconsin (N) (11/22/2024)
FREE THROWS MADE	5		Iowa St. (02/11/2025)
	11		Houston (01/18/2025)
	11		Tennessee Tech (11/19/2024)
FREE THROW ATTEMPTS	10		Iowa St. (02/11/2025)
	15		Tennessee Tech (11/19/2024)
FREE THROW PERCENTAGE	.500	(5-10)	Iowa St. (02/11/2025)
	.647	(11-17)	Houston (01/18/2025)
REBOUNDS	28		Colorado (01/08/2025)
	29		Utah (02/23/2025)
	29		at Colorado (02/15/2025)
	29		at Baylor (02/08/2025)
	29		at Iowa St. (01/21/2025)
ASSISTS	8		at Colorado (02/15/2025)
	9		at Iowa St. (01/21/2025)
	9		at Texas Tech (12/31/2024)
STEALS	1		Houston (01/18/2025)
	3		Cincinnati (02/05/2025)
BLOCKED SHOTS	0		Tennessee Tech (11/19/2024)
	1		at Kansas (01/28/2025)
TURNOVERS	5		vs Tulsa (N) (12/14/2024)
	7		at Kansas (01/28/2025)
	7		TCU (01/25/2025)
FOULS	9		Utah (02/23/2025)
	9		Kansas (01/05/2025)



OPPONENT GAME LOWS

POINTS	51		Tarleton St. (12/08/2024)
	58		TCU (01/25/2025)
	59		California Baptist (12/01/2024)
	61		Texas A&M (11/04/2024)
	66		Jacksonville (12/21/2024)
FIELD GOALS MADE	20		California Baptist (12/01/2024)
	21		Tennessee Tech (11/19/2024)
FIELD GOAL ATTEMPTS	46		Colorado (01/08/2025)
	53		Tarleton St. (12/08/2024)
FIELD GOAL PERCENTAGE	.351	(20-57)	California Baptist (12/01/2024)
	.359	(23-64)	TCU (01/25/2025)
3 PT FG MADE	1		TCU (01/25/2025)
	3		Houston (01/18/2025)
	3		at Texas Tech (12/31/2024)
	3		Tarleton St. (12/08/2024)
3 PT FG ATTEMPTS	7		Tarleton St. (12/08/2024)
	13		Colorado (01/08/2025)
3 PT FG PERCENTAGE	.050	(1-20)	TCU (01/25/2025)
	.188	(3-16)	Houston (01/18/2025)
	.188	(3-16)	at Texas Tech (12/31/2024)
FREE THROWS MADE	4		Tarleton St. (12/08/2024)
	4		Purdue Fort Wayne (11/08/2024)
FREE THROW ATTEMPTS	7		Purdue Fort Wayne (11/08/2024)
	9		Tarleton St. (12/08/2024)
FREE THROW PERCENTAGE	.444	(4-9)	Tarleton St. (12/08/2024)
	.571	(8-14)	Milwaukee (11/27/2024)
	.571	(8-14)	Texas A&M (11/04/2024)
	.571	(4-7)	Purdue Fort Wayne (11/08/2024)
REBOUNDS	24		Jacksonville (12/21/2024)
	27		Cincinnati (02/05/2025)
ASSISTS	6		California Baptist (12/01/2024)
	7		TCU (01/25/2025)
STEALS	3		Houston (01/18/2025)
	4		vs Tulsa (N) (12/14/2024)
	4		Purdue Fort Wayne (11/08/2024)
	4		Texas A&M (11/04/2024)
BLOCKED SHOTS	0		at Baylor (02/08/2025)
	1		TCU (01/25/2025)
	1		at Arizona (01/11/2025)
TURNOVERS	7		at Oklahoma St. (02/19/2025)
	8		Houston (01/18/2025)
FOULS	13		Milwaukee (11/27/2024)
	14		Iowa St. (02/11/2025)

UCF PLAYER GAME HIGHS

POINTS	40		Keyshawn Hall at Arizona St. (01/14/2025)
	34		Keyshawn Hall at Oklahoma St. (02/19/2025)
	34		Keyshawn Hall at Kansas (01/28/2025)
	28		Darius Johnson vs Milwaukee (11/27/2024)
	27		Darius Johnson vs LSU (N) (11/24/2024)
FIELD GOALS MADE	13		Keyshawn Hall at Arizona St. (01/14/2025)
	9		Keyshawn Hall at Oklahoma St. (02/19/2025)
	9		Keyshawn Hall vs Iowa St. (02/11/2025)
	9		Keyshawn Hall at Kansas (01/28/2025)
	9		Keyshawn Hall at Texas Tech (12/31/2024)
	9		Darius Johnson vs Milwaukee (11/27/2024)
	9		Keyshawn Hall vs Fla. Atlantic (11/12/2024)
FIELD GOAL ATTEMPTS	22		Keyshawn Hall vs LSU (N) (11/24/2024)
	20		Keyshawn Hall at Oklahoma St. (02/19/2025)
FIELD GOAL PERCENTAGE (min 5 made)	1.000	(5-5)	Nils Machowski at Colorado (02/15/2025)
	.800	(8-10)	Moustapha Thiam vs Utah (02/23/2025)
3 PT FG MADE	8		Darius Johnson vs Milwaukee (11/27/2024)
	6		Jordan Ivy-Curry at Iowa St. (01/21/2025)
3 PT FG ATTEMPTS	12		Jordan Ivy-Curry vs LSU (N) (11/24/2024)
	11		Darius Johnson vs Texas A&M (11/04/2024)
3 PT FG PERCENTAGE (min 2 made)	1.000	(4-4)	Keyshawn Hall at Texas Tech (12/31/2024)
	1.000	(3-3)	Dallan "Deebo" Coleman vs Kansas (01/05/2025)
	1.000	(2-2)	Nils Machowski at Colorado (02/15/2025)
	1.000	(2-2)	Dallan "Deebo" Coleman at Arizona St. (01/14/2025)
FREE THROWS MADE	14		Keyshawn Hall at Oklahoma St. (02/19/2025)
	11		Keyshawn Hall at Kansas (01/28/2025)
	11		Keyshawn Hall vs TCU (01/25/2025)
FREE THROW ATTEMPTS	17		Keyshawn Hall at Oklahoma St. (02/19/2025)
	13		Keyshawn Hall vs TCU (01/25/2025)
FREE THROW PERCENTAGE (min 3 made)	1.000	(11-11)	Keyshawn Hall at Kansas (01/28/2025)
	1.000	(10-10)	Keyshawn Hall at Arizona St. (01/14/2025)
	1.000	(8-8)	Jordan Ivy-Curry vs Purdue Fort Wayne (11/08/2024)
	1.000	(7-7)	Darius Johnson at Baylor (02/08/2025)
	1.000	(7-7)	Jordan Ivy-Curry at Texas Tech (12/31/2024)
	1.000	(6-6)	Darius Johnson vs BYU (02/01/2025)
	1.000	(6-6)	Keyshawn Hall vs BYU (02/01/2025)
	1.000	(6-6)	Dallan "Deebo" Coleman vs Tulsa (N) (12/14/2024)
	1.000	(6-6)	Jordan Ivy-Curry vs Fla. Atlantic (11/12/2024)
	1.000	(5-5)	Keyshawn Hall at Baylor (02/08/2025)
	1.000	(5-5)	Darius Johnson vs Fla. Atlantic (11/12/2024)
	1.000	(4-4)	Jordan Ivy-Curry at Oklahoma St. (02/19/2025)
	1.000	(4-4)	Moustapha Thiam at Colorado (02/15/2025)
	1.000	(4-4)	Darius Johnson vs TCU (01/25/2025)
	1.000	(4-4)	Jordan Ivy-Curry vs Houston (01/18/2025)
	1.000	(4-4)	Mikey Williams at Arizona St. (01/14/2025)
	1.000	(4-4)	Darius Johnson vs Jacksonville (12/21/2024)
	1.000	(4-4)	Darius Johnson vs Tarleton St. (12/08/2024)
	1.000	(4-4)	Benny Williams vs California Baptist (12/01/2024)
	1.000	(3-3)	Dior Johnson at Oklahoma St. (02/19/2025)
REBOUNDS	12		Keyshawn Hall vs Purdue Fort Wayne (11/08/2024)
	11		Keyshawn Hall vs Houston (01/18/2025)
ASSISTS	8		Jordan Ivy-Curry at Kansas (01/28/2025)
	8		Darius Johnson vs LSU (N) (11/24/2024)
STEALS	7		Darius Johnson vs California Baptist (12/01/2024)
	5		Darius Johnson vs Jacksonville (12/21/2024)
	5		Dallan "Deebo" Coleman vs LSU (N) (11/24/2024)
	5		Darius Johnson vs LSU (N) (11/24/2024)
BLOCKED SHOTS	8		Moustapha Thiam vs Kansas St. (02/26/2025)
	6		Moustapha Thiam vs Tarleton St. (12/08/2024)
	6		Moustapha Thiam vs Texas A&M (11/04/2024)



OPPONENT PLAYER GAME HIGHS

POINTS	33		Dominique Daniels Jr. vs California Baptist (12/01/2024)
	30		Joshua Jefferson at Iowa St. (01/21/2025)
	27		Hunter Dickinson vs Kansas (01/05/2025)
	26		BJ Freeman at Arizona St. (01/14/2025)
	26		Julian Hammond III vs Colorado (01/08/2025)
	26		JT Toppin at Texas Tech (12/31/2024)
FIELD GOALS MADE	12		Hunter Dickinson vs Kansas (01/05/2025)
	11		JT Toppin at Texas Tech (12/31/2024)
	11		Dominique Daniels Jr. vs California Baptist (12/01/2024)
FIELD GOAL ATTEMPTS	25		Dominique Daniels Jr. vs California Baptist (12/01/2024)
	20		Zeke Mayo at Kansas (01/28/2025)
FIELD GOAL PERCENTAGE (min 5 made)	1.000	(6-6)	Federiko Federiko at Texas Tech (12/31/2024)
	1.000	(5-5)	Eric Mulder vs Purdue Fort Wayne (11/08/2024)
3 PT FG MADE	6		Richie Saunders vs BYU (02/01/2025)
	6		Zeke Mayo at Kansas (01/28/2025)
	6		Keaston Willis vs Tulsa (N) (12/14/2024)
	6		Jordan Sears vs LSU (N) (11/24/2024)
3 PT FG ATTEMPTS	15		Jordan Sears vs LSU (N) (11/24/2024)
	11		Wade Taylor IV vs Texas A&M (11/04/2024)
3 PT FG PERCENTAGE (min 2 made)	1.000	(4-4)	Rylan Griffen vs Kansas (01/05/2025)
	1.000	(3-3)	Bubu Benjamin vs Tarleton St. (12/08/2024)
	1.000	(2-2)	Shakeel Moore vs Kansas (01/05/2025)
FREE THROWS MADE	10		Hunter Dickinson at Kansas (01/28/2025)
	9		Joshua Jefferson at Iowa St. (01/21/2025)
	9		Anthony Dell'Orso at Arizona (01/11/2025)
FREE THROW ATTEMPTS	12		Hunter Dickinson at Kansas (01/28/2025)
	12		Joshua Jefferson at Iowa St. (01/21/2025)
FREE THROW PERCENTAGE (min 3 made)	1.000	(9-9)	Anthony Dell'Orso at Arizona (01/11/2025)
	1.000	(8-8)	Dominique Daniels Jr. vs California Baptist (12/01/2024)
	1.000	(6-6)	Julian Hammond III at Colorado (02/15/2025)
	1.000	(6-6)	Tamin Lipsey vs Iowa St. (02/11/2025)
	1.000	(6-6)	Norchad Omier at Baylor (02/08/2025)
	1.000	(6-6)	Ja'Vier Francis vs Houston (01/18/2025)
	1.000	(5-5)	Robert Jennings at Oklahoma St. (02/19/2025)
	1.000	(5-5)	Joshua Jefferson vs Iowa St. (02/11/2025)
	1.000	(5-5)	Elijah Hawkins at Texas Tech (12/31/2024)
	1.000	(4-4)	RJ Smith at Colorado (02/15/2025)
	1.000	(4-4)	Assane Diop at Colorado (02/15/2025)
	1.000	(4-4)	V.J. Edgecombe at Baylor (02/08/2025)
	1.000	(4-4)	Jaylon Johnson vs Tennessee Tech (11/19/2024)
	1.000	(4-4)	Niccolo Moretti vs Fla. Atlantic (11/12/2024)
	1.000	(3-3)	Jayden Nunn at Baylor (02/08/2025)
	1.000	(3-3)	Trevin Knell vs BYU (02/01/2025)
	1.000	(3-3)	David Punch vs TCU (01/25/2025)
	1.000	(3-3)	Hunter Dickinson vs Kansas (01/05/2025)
	1.000	(3-3)	Chance McMillian at Texas Tech (12/31/2024)
	1.000	(3-3)	Chris Arias vs Jacksonville (12/21/2024)
REBOUNDS	13		Kendal Coleman vs California Baptist (12/01/2024)
	13		Jalen Reed vs LSU (N) (11/24/2024)
ASSISTS	9		Dug McDaniel vs Kansas St. (02/26/2025)
	8		Keshon Gilbert at Iowa St. (01/21/2025)
STEALS	8		Izzy Miles vs Tarleton St. (12/08/2024)
	4		Jamyron Keller at Oklahoma St. (02/19/2025)
	4		Nate Heise at Iowa St. (01/21/2025)
	4		Joshua Jefferson at Iowa St. (01/21/2025)
	4		Jakari Spence vs Jacksonville (12/21/2024)
	4		Jaylon Johnson vs Tennessee Tech (11/19/2024)
BLOCKED SHOTS	6		Flory Bidunga vs Kansas (01/05/2025)
	5		Flory Bidunga at Kansas (01/28/2025)
	5		Jayden Quaintance at Arizona St. (01/14/2025)
TURNOVERS	8		Keitenn Bristow vs Tarleton St. (12/08/2024)

NUMERICAL ROSTER

No.	Name	Pos.	Ht.	Wt.	Yr.	Hometown / High School (Previous Schools)
0	Jordan Ivy-Curry	G	6-3	177	5th	La Marque, Texas / La Marque (UTSA/Pacific)
1	Mikey Williams	G	6-3	193	R-Fr.	San Diego, Calif. / San Ysidro (Memphis)
2	JJ Taylor	F	6-8	196	So.	Chicago, Ill. / San Ysidro (Memphis)
3	Darius Johnson	G	6-1	200	Sr.	Boyd's, Md. / Episcopal [Va.]
4	Keyshawn Hall	G/F	6-7	235	Jr.	Cleveland, Ohio / Denver Prep (George Mason/UNLV)
5	Benny Williams	F	6-10	217	Sr.	Bowie, Md. / IMG Academy (Syracuse)
6	Dallan 'Deebo' Coleman	G	6-6	220	Sr.	Memphis, Tenn. / West Nassau [Callahan, Fla.] (Georgia Tech)
7	Dior Johnson	G	6-3	182	R-So.	Kingston, N.Y. / Southern California Academy (Clarendon College/Pitt)
8	Elijah Hulsewe	C	7-0	270	Jr.	Orlando, Fla. / Windermere Prep (Bethune-Cookman)
11	Cameron Simpson	G	6-7	180	Fr.	Orlando, Fla. / Oak Ridge
15	Tyler Hendricks	G	6-6	190	R-So.	Fort Lauderdale, Fla. / Calvary Christian Academy
20	Poohpha Warakulnukroh	G	5-11	177	R-Jr.	Bangkok, Thailand / Montverde Academy
22	Nils Machowski	G	6-3	183	So.	Berlin, Germany / Paul-Natorp Gymnasium
24	Jaylin Sellers	G	6-4	205	Sr.	Columbus, Ga. / Spencer (Ball State)
35	Rokas Jocius	F	6-10	240	Jr.	Kaunas, Lithuania / Vilnius "Ozo" Gimnazija (La Salle)
52	Moustapha Thiam	C	7-2	235	Fr.	Dakar, Senegal / DME Academy

ALPHABETICAL ROSTER

No.	Name	Pos.	Ht.	Wt.	Yr.	Hometown / High School (Previous Schools)
6	Dallan 'Deebo' Coleman	G	6-6	220	Sr.	Memphis, Tenn. / West Nassau [Callahan, Fla.] (Georgia Tech)
4	Keyshawn Hall	G/F	6-7	235	Jr.	Cleveland, Ohio / Denver Prep (George Mason/UNLV)
15	Tyler Hendricks	G	6-6	190	R-So.	Fort Lauderdale, Fla. / Calvary Christian Academy
8	Elijah Hulsewe	C	7-0	270	Jr.	Orlando, Fla. / Windermere Prep (Bethune-Cookman)
0	Jordan Ivy-Curry	G	6-3	177	5th	La Marque, Texas / La Marque (UTSA/Pacific)
35	Rokas Jocius	F	6-10	240	Jr.	Kaunas, Lithuania / Vilnius "Ozo" Gimnazija (La Salle)
3	Darius Johnson	G	6-1	200	Sr.	Boyd's, Md. / Episcopal [Va.]
7	Dior Johnson	G	6-3	182	R-So.	Kingston, N.Y. / Southern California Academy (Clarendon College/Pitt)
22	Nils Machowski	G	6-3	183	So.	Berlin, Germany / Paul-Natorp Gymnasium
24	Jaylin Sellers	G	6-4	205	Sr.	Columbus, Ga. / Spencer (Ball State)
11	Cameron Simpson	G	6-7	180	Fr.	Orlando, Fla. / Oak Ridge
2	JJ Taylor	F	6-8	196	So.	Chicago, Ill. / San Ysidro (Memphis)
52	Moustapha Thiam	C	7-2	235	Fr.	Dakar, Senegal / DME Academy
20	Poohpha Warakulnukroh	G	5-11	177	R-Jr.	Bangkok, Thailand / Montverde Academy
5	Benny Williams	F	6-10	217	Sr.	Bowie, Md. / IMG Academy (Syracuse)
1	Mikey Williams	G	6-3	193	R-Fr.	San Diego, Calif. / San Ysidro (Memphis)

COACHING AND SUPPORT STAFF

Head Coach	Johnny Dawkins (Duke, 1986) - Ninth Season
Associate Head Coach	Robbie Laing (Troy, 1982) - Ninth Season
Associate Head Coach	Mamadou N'Diaye (Auburn, 2000) - Fourth Season
Assistant Coach/Recruiting Coordinator	Tyson Waterman (Winthrop, 2000) - Second Season
Assistant Coach	Adam Hood (Air Force, 2008) - First Season
Special Assistant to the Head Coach	Kelvin Johnson (Richmond, 1985) - Eighth Season
Video Coordinator/Assistant Director of Operations	Jeff Chapman (Wichita State, 2016) - First Season
Executive Assistant	Kylee Pufko (Miami, 2023) - First Season
Head Strength Coach	Charles Stephenson (Virginia, 1989) - Fourth Season
Athletic Trainer	Matthew Kabay (Waynesburg, 2014) - First Season
Assoc. Director of Equipment	John Whitford (Manchester, 1995) - 22nd Season

PRONUNCIATION GUIDE

#	Player Name	First Name	Last Name
6	Dallan Coleman	Dale-an	--
8	Elijah Hulsewe	--	Hul-SUHway
20	Poohpha Warakulnukroh	Pooh-pa	War-uh-COOL-nuh-crow
22	Nils Machowski	Kneels	Mah-hoff-ski
35	Rokas Jocius	Row-cuss	Yacht-suess
52	Moustapha Thiam	Moo-staa-faa	Chaam
AHC	Robbie Laing	--	Lang
AHC	Mamadou N'Diaye	Mom-uh-doo	N-jai

BREAKDOWN BY CLASS

5th Year	Jordan Ivy-Curry (G)
Senior	Dallan 'Deebo' Coleman (G) Darius Johnson (G) Jaylin Sellers (G) Benny Williams (F)
Junior	Keyshawn Hall (G/F) Elijah Hulsewe (C) Rokas Jocius (F) Poohpha Warakulnukroh (G) *
Sophomore	Tyler Hendricks (G) *
Freshman	Moustapha Thiam (C) Cameron Simpson (G) Mikey Williams (G) *

* - Have utilized a redshirt

BREAKDOWN BY LOCATION

Florida	3
Tyler Hendricks (Fort Lauderdale)	
Elijah Hulsewe (Orlando)	
Cameron Simpson (Orlando)	
Maryland	2
Darius Johnson (Boyd's)	
Benny Williams (Bowie)	
California	1
Mikey Williams (San Diego)	
Georgia	1
Jaylin Sellers (Columbus)	
Illinois	1
JJ Taylor (Chicago)	
New York	1
Dior Johnson (Kingston)	
Ohio	1
Keyshawn Hall (Cleveland)	
Tennessee	1
Dallan 'Deebo' Coleman (Memphis)	
Texas	1
Jordan Ivy-Curry (La Marque)	
International Knights	
Germany	1
Nils Machowski (Berlin)	
Lithuania	1
Rokas Jocius (Kaunas)	
Senegal	1
Moustapha Thiam (Dakar)	
Thailand	1
Poohpha Warakulnukroh (Bangkok)	

BREAKDOWN BY HEIGHT

Moustapha Thiam	7'2"
Elijah Hulsewe	7'0"
Rokas Jocius	6'10"
Benny Williams	6'10"
JJ Taylor	6'8"
Keyshawn Hall	6'7"
Cameron Simpson	6'7"
Dallan 'Deebo' Coleman	6'6"
Tyler Hendricks	6'6"
Jaylin Sellers	6'4"
Jordan Ivy-Curry	6'3"
Dior Johnson	6'3"
Nils Machowski	6'3"
Mikey Williams	6'3"
Darius Johnson	6'1"
Poohpha Warakulnukroh	5'11"



TV ROSTER



#0 - Jordan Ivy-Curry
G • 5th • 6-3
La Marque, Texas



#1 - Mikey Williams
G • R-Fr. • 6-3
San Diego, Calif.



#2 - JJ Taylor
F • So. • 6-8
Chicago, Ill.



#3 - Darius Johnson
G • Sr. • 6-1
Boyd's, Md.



#4 - Keyshawn Hall
G/F • Jr. • 6-7
Cleveland, Ohio



#5 - Benny Williams
F • Sr. • 6-10
Bowie, Md.



#6 - Dallan 'Deebo' Coleman
G • Sr. • 6-6
Memphis, Tenn.



#7 - Dior Johnson
G • R-So. • 6-3
Kingston, N.Y.



#8 - Elijah Hulsewe
C • Jr. • 7-0
Orlando, Fla.



#11 - Cameron Simpson
G • Fr. • 6-7
Orlando, Fla.




#15 - Tyler Hendricks
G • R-So. • 6-6
Fort Lauderdale, Fla.



#20 - Poohpha Warakulnukroh
G • R-Jr. • 5-11
Bangkok, Thailand



#22 - Nils Machowski
G • So. • 6-3
Berlin, Germany



#24 - Jaylin Sellers
G • Sr. • 6-4
Columbus, Ga.



#35 - Rokas Jocius
F • Jr. • 6-10
Kaunas, Lithuania



#52 - Moustapha Thiam
C • Fr. • 7-2
Dakar, Senegal



Johnny Dawkins
Head Coach
Ninth Season



Robbie Laing
Associate Head Coach
Ninth Season



Mamadou N'Diaye
Associate Head Coach
Fourth Season



Tyson Waterman
Assistant Coach/Recruiting Coordinator
Second Season



Adam Hood
Assistant Coach
First Season



Kelvin Johnson
Special Assistant to the Head Coach
Eighth Season