



Cowboys



Men's Basketball


Game Notes

Game 30 • Wednesday, Mar. 5, 2025 • 6 p.m. CT (7 p.m. ET) • Orlando, Fla. • Addition Financial Arena (10,000)

OKLAHOMA STATE COWBOYS

14-15 overall (6-12 Big 12)

NET: 96 • KP: 97 • BPI: 103 • T-Rank: 92 • WAB: 82 (-3.92)
Streak: Lost 1 • H: 11-3 (W2) • A: 2-9 (L9) • N: 1-3
Head Coach: Steve Lutz (Texas Lutheran '95)
1st Season at OSU (14-15); 4th Overall (83-50)



UCF KNIGHTS

15-14 overall (6-12 Big 12)

NET: 81 • KP: 80 • BPI: 76 • T-Rank: 73 • WAB: 69 (-2.74)
Streak: Lost 3 • H: 12-5 (W2) • A: 2-7 (L6) • N: 1-2
Head Coach: Johnny Dawkins (Duke '86)
9th Season at UCF (163-117), 17th Overall (319-232)

COWBOY GAME DAY

TV: ESPN+
(Drew Feltius & B.J. Taylor)
Radio: Cowboy Radio Network & The Varsity App
(Dave Hunziker & John Holcomb)
Tickets: ucfnights.com
Stats: okstate.statbroadcast.com
Series: UCF leads 3-1 (First Meeting in Orlando)
Last: Feb. 19, 2025 in Stillwater (OSU, 104-95)

SCHEDULE / RESULTS

Oct. 26 SMU (Charity Exhibition) W 89-78
Nov. 4 GREEN BAY -/- W 89-76
Nov. 10 ST. THOMAS -/- W 80-71
Nov. 14 SOUTHERN ILLINOIS -/- W 85-78

Charleston Classic (Charleston, S.C. / TD Arena)

Nov. 21 vs Florida Atlantic -/- L 78-86
Nov. 22 vs Miami rv/- W 80-74
Nov. 24 vs Nevada -/rv L 78-90

Dec. 4 at Tulsa -/- W 76-55
Dec. 8 at Seton Hall % -/- W 85-76
Dec. 14 vs Oklahoma # 13/17 L 65-80
Dec. 18 TARLETON ST. -/- W 66-61
Dec. 22 ORAL ROBERTS -/- W 86-74
Dec. 30 HOUSTON * 14/14 L 47-60
Jan. 4 at West Virginia * rv/rv L 50-69
Jan. 7 KANSAS ST. * -/- W 79-66
Jan. 11 at Utah * -/- L 62-83
Jan. 14 at BYU * -/- L 69-85
Jan. 18 COLORADO * -/- W 83-73
Jan. 21 ARIZONA * rv/rv L 78-92
Jan. 26 at Texas Tech * rv/24 L 53-63
Jan. 29 at Kansas St. * -/- L 57-85
Feb. 1 UTAH * -/- W 81-72
Feb. 4 at Houston * 5/5 L 63-72
Feb. 9 ARIZONA ST. * -/- W 86-73
Feb. 12 at TCU * -/- L 72-73
Feb. 15 TEXAS TECH * 12/12 L 55-93
Feb. 19 UCF * -/- W 104-95
Feb. 22 at Kansas * 23/25 L 64-96
Feb. 25 IOWA ST. * 9/9 W 74-68
Mar. 1 at Baylor * -/- L 61-71
Mar. 5 at UCF * 6 p.m. ESPN+
Mar. 8 CINCINNATI * 2 p.m. ESPN+

Big 12 Championship (Kansas City, Mo. / T-Mobile Center)

Mar. 11-15 TBD

% = Big EAST/Big 12 Battle * = Big 12 Conference game
= at Paycom Center (Oklahoma City)
Poll rankings listed after opponent (AP/Coaches)






OPENING TIPS

- The Oklahoma State Cowboys look to finish off a two-game sweep of the UCF Knights and pick up their first Big 12 road win.
- Two weeks ago in Stillwater, **Bryce Thompson** scored a career-high 25 points and OSU reached the century mark for the first time in 18 years in a 104-95 victory over the Knights.
- This is the fifth all-time meeting between the schools but the first to take place in Orlando.
- The Cowboys swept non-conference visits to Tulsa and Seton Hall but have dropped 11 straight Big 12 road games, last winning Feb. 21, 2024 at Cincinnati.
- OSU led by 10 points late in the first half of Saturday's 71-61 loss at Baylor. Thompson led the way with 19 points and **Arturo Dean** notched the 1,000th of his collegiate career.
- OSU now has seven 1,000-point scorers on its roster, matching Kansas, Kentucky, Minnesota and Ole Miss for the most nationally.
- OSU (14-15, 6-12) has already exceeded last year's overall and Big 12 victory totals (12-20, 4-14) while improving by 30 spots in the NCAA NET rankings (96, up from 126).
- First-year head coach **Steve Lutz** brings a fast and physical brand of basketball to Stillwater with a team that relentlessly attacks the rim and feasts on transition opportunities created

by a smothering half court defense.

- Dean, the Big 12 steals leader (2.25) is among the keys to an OSU defense that ranks second in the league in steals (8.8) and takeaways (14.7).
- OSU has made a living at the line with nearly a quarter of its points coming on free throws (24.5% is 5th-highest nationally). The Cowboys also lead the Big 12 and rank among the NCAA leaders in free throw rate (12th, 43.2), free throw makes (10th, 17.8) and attempts (12th, 24.6).
- OSU followed up a 2-7 Big 12 start with a 4-4 February (and came within a TCU buzzer beater of making it 5-3).
- Thompson is averaging a career-high 12.6 points for the year and has moved into the top-25 on the school's all-time scoring list (24th, 1,304).
- UCF transfer **Chi Chi Avery** (11.8 ppg) makes his return to Orlando. He heads up an OSU bench unit that ranks 12th nationally in points (31.1).
- Mar. 3 Big 12 Newcomer of the Week **Abou Ousmane** (12.1 ppg) is OSU's top rebounder (5.4) and shot-blocker (27). He scored 25 points in the Cowboys' Feb. 25 upset of No. 9 Iowa State.
- The 2023-24 Pokes were the Big 12's youngest team, but this year's version is loaded with experience. Ten Cowboys average 10+ minutes. Eight of them are DI transfers and seven are listed seniors, fifth-years or grad students.

LAST GAME STARTERS

##	Player (Ht, Pos, Hometown)	GP-GS	Min	Pts	Reb	Ast	Blk	Stl
	25 Robert Jennings II 6-7 • Jr. • F • Desoto, Texas	29-29	17.6	5.8	3.6	0.3	9	13
.814 FT% (70/86)... 9 points, 5 rebounds in first UCF game (Feb. 19)								
	33 Abou Ousmane 6-10 • 5th • F • Brooklyn, N.Y.	28-27	22.5	12.1	5.4	0.8	27	30
25 pts vs. Iowa St. (Feb. 25)... Career: 1,348 pts, 820 reb, 153 blk, 154 games								
	1 Bryce Thompson 6-6 • Gr. • G • Tulsa, Okla.	29-29	26.5	12.6	2.8	1.9	2	24
24 th on OSU career scoring list (1,304 pts)... Team-best 21 games w/ 10+ pts								
	2 Arturo Dean 5-11 • Jr. • G • Miami, Fla.	28-15	23.7	7.3	2.8	3.1	1	63
Scored 1,000 th point at Baylor (Mar. 1)... Big 12 steals leader (2.25)								
	14 Jamyron Keller 6-3 • So. • G • Bronx, N.Y.	29-29	19.8	5.2	2.3	1.3	3	21
Started last 20 games... Career-high 4 steals vs. UCF (Feb. 19)								

2024-25 Cowboy Basketball Roster

NUMERICAL

##	Name	Pos	Ht	Wt	Cl	Exp	Hometown / Previous School(s)
0	Marchelus "Chi Chi" Avery	F	6-8	210	5th*	TR	Richmond, Va. / Northwest Fla. St. / New Mexico St. / UCF
1	Bryce Thompson	G	6-6	200	Gr.*	3L	Tulsa, Okla. / Kansas
2	Arturo Dean	G	5-11	170	Jr.	TR	Miami, Fla. / FIU
4	Davonte "Devo" Davis	G	6-4	185	5th*	TR	Jacksonville, Ark. / Arkansas
5	Khalil Brantley	G	6-1	180	Sr.	TR	Bronx, N.Y. / La Salle
6	Brandon Newman	G	6-5	200	Gr.*	TR	Valparaiso, Ind. / Purdue / Western Kentucky
7	Kirk Cole	G	6-1	165	Jr.	TR	Yukon, Okla. / Troy
13	Connor Dow	G	6-6	200	So.	1L	Broken Arrow, Okla. / Broken Arrow HS
14	Jamyron Keller	G	6-3	210	So.	1L	St. Matthews, S.C. / Ellison HS (Texas)
19	Andrija Vukovic	F	6-10	245	Fr.	HS	Belgrade, Serbia / First Sport Basketball College Belgrade
23	Mikey Kelvin II	F	6-6	200	R-Sr.	TR	Kingston, Ontario / Queens University (Canada)
24	Patrick Suemnick	F	6-8	225	Gr.*	TR	Green Bay, Wisc. / Robert Morris / Triton / West Virginia
25	Robert Jennings II	F	6-7	230	Jr.	TR	Desoto, Texas / Texas Tech
33	Abou Ousmane	F	6-10	245	5th*	TR	Brooklyn, N.Y. / North Texas / Xavier
34	Tyler Caron	F	6-8	210	Gr.*	TR	Longview, Texas / St. Mary's (TX)
55	C.J. Smith	F	6-7	205	So.	TR	Oklahoma City, Okla. / Coffeyville (Kan.) CC

ALPHABETICAL

##	Name	Pos	Ht	Wt	Cl	Exp	Hometown / Previous School(s)
0	Marchelus "Chi Chi" Avery	F	6-8	210	5th*	TR	Richmond, Va. / Northwest Fla. St. / New Mexico St. / UCF
5	Khalil Brantley	G	6-1	180	Sr.	TR	Bronx, N.Y. / La Salle
34	Tyler Caron	F	6-8	210	Gr.*	TR	Longview, Texas / St. Mary's (TX)
7	Kirk Cole	G	6-1	165	Jr.	TR	Yukon, Okla. / Troy
4	Davonte "Devo" Davis	G	6-4	185	5th*	TR	Jacksonville, Ark. / Arkansas
2	Arturo Dean	G	5-11	170	Jr.	TR	Miami, Fla. / FIU
13	Connor Dow	G	6-6	200	So.	1L	Broken Arrow, Okla. / Broken Arrow HS
25	Robert Jennings II	F	6-7	230	Jr.	TR	Desoto, Texas / Texas Tech
14	Jamyron Keller	G	6-3	210	So.	1L	St. Matthews, S.C. / Ellison HS (Texas)
23	Mikey Kelvin II	F	6-6	200	R-Sr.	TR	Kingston, Ontario / Queens University (Canada)
6	Brandon Newman	G	6-5	200	Gr.*	TR	Valparaiso, Ind. / Purdue / Western Kentucky
33	Abou Ousmane	F	6-10	245	5th*	TR	Brooklyn, N.Y. / North Texas / Xavier
55	C.J. Smith	F	6-7	205	So.	TR	Oklahoma City, Okla. / Coffeyville (Kan.) CC
24	Patrick Suemnick	F	6-8	225	Gr.*	TR	Green Bay, Wisc. / Robert Morris / Triton / West Virginia
1	Bryce Thompson	G	6-6	200	Gr.*	3L	Tulsa, Okla. / Kansas
19	Andrija Vukovic	F	6-10	245	Fr.	HS	Belgrade, Serbia / First Sport Basketball College Belgrade

* = Roster classes reflect playing experience. Avery, Caron, Davis, Newman, Ousmane, Suemnick and Thompson received additional eligibility due to COVID-19.

ON THE BENCH

Head Coach: Steve Lutz (Texas Lutheran '95)

Associate Head Coach: James Miller (Colorado State '05)

Assistant Coach: Jeremy Cox (Colorado Mesa '91)

Assistant Coach: Mike Ekanem (Texas Lutheran '05)

Assistant Coach: Robert Guster (Missouri-Rolla '99)

Assistant Coach: Keiton Page (Oklahoma State '12)

Special Assistant to the Head Coach: Scott Sutton (Oklahoma St. '95)

Director of Scouting/Analytics: Isaiah "Zeke" Brooks-Sena (New Mexico '21)

Director of Operations: Alannah Yeats (A&M-Corpus Christi '23)

Strength & Conditioning Coach: Marcus Edwards (Missouri '15)

Athletic Trainer: Kevin Blaskie (Missouri Southern '86)

Graduate Assistants: Tre Cobbs, Brady Priess & Jordan Rutherford

PRONUNCIATIONS

Khalil Brantley	Ka-LEEL
Tyler Caron	CARE-un
Jamyron Keller	juh-MY-run
Abou Ousmane	ah-BOO OOOE-mawn
Patrick Suemnick	SUM-nick
Andrija Vukovic	On-DREE-uh VOO-koh-vich
Kevin Blaskie	BLASS-key
Mike Ekanem	Like "economy" without the "y"
Isaiah Brooks-Sena	SENN-uh
Brady Priess	Price
Alannah Yeats	Yates

COWBOYS BY CLASS

Fifth-Years / Graduate Students: 8
Avery, Caron, Davis, Kelvin, Newman, Ousmane, Suemnick, Thompson

Seniors: 1
Brantley

Juniors: 3
Cole, Dean, Jennings

Sophomores: 3
Dow, Keller, Smith

Freshmen: 1
Vukovic

COWBOYS BY HEIGHT

6-10 (2)	Vukovic, Ousmane
6-8 (3)	Avery, Caron, Suemnick
6-7 (2)	Jennings, Smith
6-6 (3)	Dow, Kelvin, Thompson
6-5 (1)	Newman
6-4 (1)	Davis
6-3 (1)	Keller
6-1 (2)	Brantley, Cole
5-11 (1)	Dean

COWBOYS BY STATE

Oklahoma (4)	Cole, Dow, Smith, Thompson
New York (2)	Brantley, Ousmane
Texas (2)	Caron, Jennings
Arkansas	Davis
Florida	Dean
Indiana	Newman
South Carolina	Keller
Virginia	Avery
Wisconsin	Suemnick
International	Kelvin (Canada), Vukovic (Serbia)

COWBOYS BY OSU TENURE

Fourth Year	1
Thompson (Gr.*)	
Third Year	0

Second Year	2
Dow (So.), Keller (So.)	
First Year	13
Avery (5th*), Brantley (Sr.), Caron (Gr.*), Cole (Jr.), Davis (5th*), Dean (Jr.), Jennings (Jr.), Kelvin (5th), Newman (Gr.*), Ousmane (Gr.*), Smith (So.), Suemnick (Gr.*), Vukovic (Fr.)	

* = Using fifth year of eligibility from COVID-19

Game Notes

QUICK FACTS

ATHLETICS COMMUNICATIONS

Communications phone (405) 744-7714
 Assistant AD/Communications Gavin Lang
 Associate Director of Communications Bryan Holmgren
 (Men's basketball contact)
 E-mail address bryan.holmgren@okstate.edu
 Office phone (405) 744-7756
 Cell phone (316) 841-6206
 Communications Address 220 Athletics Center
 Stillwater, OK 74078

UNIVERSITY QUICK FACTS

Location Stillwater, OK 74078
 Founded Dec. 25, 1890
 Enrollment (Fall, 2024) 26,805
 Nickname Cowboys
 School Colors Orange & Black
 Home Court Gallagher-Iba Arena
 Capacity 13,611
 Affiliation NCAA Division I
 Conference Big 12
 Interim President Dr. Jim Hess
 Alma mater Northwestern State
 Director of Intercollegiate Athletics Chad Weiberg
 Alma mater Oklahoma State
 Senior Woman Administrator Karen Hancock
 Faculty Athletics Representative Dr. Stephen Clarke
 Athletics Department phone (405) 744-7714
 Ticket Office Phone (877) ALL-4-OSU
 Website okstate.com
 X / Instagram @OSUMBB
 Facebook facebook.com/CowboyBasketball
 Coach Lutz on X / Instagram @LutzSteve

TEAM INFORMATION

2023-24 overall record 12-20 (10-8 H, 1-9 A, 1-3 N)
 Big 12 Regular Season 4-14 (3-6 H, 1-8 A), t-13th
 Big 12 Championship 0-1, First Round
 Postseason None
 Starters Returning/Lost 1/4
 Regulars (Played 50% of Games) Returning/Lost 3/8
 Returning Redshirts/Newcomers 13

COWBOY BASKETBALL HISTORY

First year of basketball 1907-08
 All-time record 1,762-1,264 (.582)
 All-Americans 23
 Olympians 10
 NBA Draft picks (first-round picks) 37 (10)
 Conference regular season titles 18
 Big 12 (1996-Present) 1 (2004)
 Big Eight (1958-96) 2 (1965, 1991)
 Missouri Valley (1925-57) 15
 Southwest Conference (1921-25) 1
 Conference tournament championships 4
 Big 12 (1997-Present) 2 (2004, 2005)
 Big Eight (1977-96) 2 (1983, 1995)
 NCAA appearances (last) 29 (2021)
 Record 39-28
 Championships (years) 2 (1945, 1946)
 Final Fours (last) 6 (2004)
 NIT Appearances (last) 13 (2023)
 Record 11-14
 Best Finish 3rd Place (1938, 1940)



OKLAHOMA STATE

COWBOYS



UCF

KNIGHTS

D1 Rank*	Big 12	Value	Category	D1 Rank*	Big 12	Value
219	11	72.7	Scoring Offense	61	5	78.9
295	15	76.2	Scoring Defense	342	16	80.4
295	16	-3.6	Scoring Margin	261	14	-1.5
297	13	42.5	Field Goal Percentage	313	16	42.1
10	1	17.8	Free Throws Made	12	2	17.4
12	1	24.6	Free Throw Attempts	33	3	22.4
168	9	72.4	Free Throw Percentage	23	2	77.7
310	15	6.4	Three Pointers	102	7	8.4
272	14	20.4	Three Point Attempts	71	4	25.6
301	14	31.6	Three Point Percentage	237	11	32.9
308	16	46.2	Field Goal Percentage Defense	276	15	45.6
292	16	35.4	Three Point Percentage Defense	179	11	33.5
179	11	1	Rebound Margin	291	14	-2.2
130	8	11.21	Rebounds (Offensive)	51	3	12.45
266	15	12.4	Assists	147	10	14.1
314	16	0.92	Assist/Turnover Ratio	182	12	1.15
314	15	13.6	Turnovers	224	12	12.2
30	2	14.66	Turnovers Forced	66	4	13.45
123	9	1.1	Turnover Margin	111	8	1.2
28	2	8.8	Steals	84	6	7.7
44	2	13.17	Fastbreak Points	75	4	12.21
12	1	31.07	Bench Points	270	14	17.28

* = As of Monday, Mar. 3

The NCAA includes only full Division I members in stat rankings (355 in 2024-25) but accounts for nine additional transitioning schools in the NET rankings (364 total)

OSU ON THE AIR

Watch

- **Drew Fellos** and **B.J. Taylor** have the call on ESPN+. Learn more about ESPN's over-the-top subscription platform at plus.espn.com.

Listen

- **Dave Hunziker** and **John Holcomb** describe the action on stations across the Cowboy Radio Network. Fans outside the listening area can tune in via the Varsity Sports App or at okstate.com/listen.

The Steve Lutz Radio Show

- Get the latest insights into Cowboy Basketball on head coach Steve Lutz's weekly radio show -- Thursday nights from 6-7 p.m. on the Cowboy Radio Network and the Varsity App.

OSU Max

- OSU Max is the official content network and membership community of Oklahoma State Athletics, bringing fans closer than ever to the teams they love.
- Members get access to behind-the-scenes content, interviews, features, documentaries, archived games, and other exclusive benefits, including complimentary membership to the POSSE at the Sheriff Level - a \$150 value!
- Get all this for as little as \$8.99 per month (+ fees & taxes) or a one-time annual payment of only \$98.89.



COWBOY RADIO NETWORK

2024-25 Cowboy Basketball Radio Affiliates

Ada ^	106.5 FM	KTLS
Altus	96.9 FM / 1450 AM	KWHW
Alva %	99.5 FM / 1430 AM	KALV
Anadarko/Duncan #	98.5 FM	KACO
Bartlesville	93.3 FM / 1400 AM	KWON
Broken Bow	106.1 FM	KKBI
Clinton/Cordell	99.3 FM	KCLI
Enid	1390 AM	KCRC
Grove	99.3 FM	KGVE
Hobart	102.1 FM / 1420 AM	KTJS
Hugo	96.5 FM	KMMY
McAlester	105.1 FM	KTMC
Oklahoma City	96.1 FM	KXXY
Pawhuska	95.1 FM	KWON
Ponca City	104.7 FM	KQSN
Stillwater	93.7 FM	KSPI
Tulsa	1170 AM	KTSB
Woodward	92.3 FM	KMZE

^ Games Only % Big 12 Only # Coaches Shows Only

Streaming: The Varsity App & okstate.com/listen

Game Notes

HOW THEY WERE BUILT

- OSU tips off a new era under head coach **Steve Lutz**, the lead architect in rapid rebuilds at Texas A&M Corpus Christi and Western Kentucky. Lutz took on another last spring, inheriting a Cowboy roster with just three scholarship players and a redshirt walk-on.
- The most proven commodity from that group, 6-foot-6 graduate guard **Bryce Thompson**, posted his third straight double-figure scoring average last season but missed the final six weeks to a shoulder injury.
- In Thompson's absence, returning guards **Jamyrn Keller** and **Connor Dow** earned valuable experience as true freshmen, combining for 15 starts.
- To that mix, Lutz added 10 new scholarship players and a total of 13 newcomers (all but one of them transfers).
- OSU has an especially experienced backcourt:
- Junior point guard **Arturo Dean**, the national steals leader last season at FIU (104), is a first-rate disruptor whom Lutz describes as "fast, tough and very, very competitive."
- 6-3 fifth-year **Davonte "Devo" Davis** was an SEC All-Defensive Team selection and a key cog on Arkansas teams that advanced to two Elite Eights and a Sweet 16.
- Senior combo guard **Khalil Brantley** was one of the A-10's best scorers with La Salle and one of only seven players nationally who averaged the combo of 15 points, 5 rebounds, 4 assists and 1.5 steals last year.
- 6-5 wing **Brandon Newman** played at Purdue during Lutz's time as an assistant coach and was an all-conference performer for him last season at Western Kentucky. He's played in four NCAA tournaments and been part of nearly 100 wins.
- The Cowboys lost their entire front court but don't lack for Big 12 experience after bringing in forwards from three different conference rivals.
- Marchelus "Chi Chi" Avery** was sixth man last year at UCF. He's an athletic 6-foot-8 and can play the 3 or 4 positions.
- Robert Jennings II**, a rugged 6-8 junior, excels at doing the dirty work. He was a starter on Texas Tech's 2024 NCAA tournament team.
- 6-8 **Patrick Suemnick**, is a former NJCAA All-American who played the last two seasons at West Virginia.
- 6-10 fifth-year **Abou Ousmane** was Xavier's leading rebounder last year after three seasons at North Texas, where was an All-CUSA performer.
- Lutz added some additional size and upside to the roster in August with the signing of 6-10 **Andrija Vukovic**. He's the lone true freshman on a 17-man roster but turned 20 in January and spent the past two years battling seasoned pros in the Basketball League of Serbia.

ROSTER BREAKDOWN:

Returners	3
Newcomers	13
Freshmen --	1
Transfers --	12
Seniors/5th Yrs.....	9
Juniors.....	3
Sophomores.....	3
Freshmen	1

LAST GAME

Game 29 | Saturday, Mar. 1, 2025 Waco, Texas | Foster Pavilion

	1st	2nd		Score
Oklahoma State	24	37	-	61
Baylor	26	45	-	71

- A strong defensive effort wasn't enough to push OSU past Baylor. Both sides shot under 40%, but the Bears had 10 extra attempts, helped by a 16-7 edge on the offensive glass.
- Aurtro Dean** scored all nine of his points in the first 10:00, capped by a three-point play that gave him exactly 1,000 for his collegiate career and spotted OSU to an early 10-point lead.
- Baylor missed 17 of its first 20 shots but caught up after OSU missed 13 of its last 16. Down 22-12 near the 6:00 mark, BU finished on a 12-2 run to take a 26-24 into the locker room.
- After **Abou Ousmane's** putback tied the game at 29 with 18:00 to play, Baylor answered with another 12-0 spurt to take the lead for good.
- Jeremy Roach** scored a game-high 21 points for Baylor, including eight during that pivotal run.
- The Bears shot 23.5% in the first half but hit on 56% after halftime, including 6-of-13 from three.
- Bryce Thompson** finished with 19 points for the Cowboys, who shot 46% and made 17-of-21 free throws after halftime. They rallied to within 63-59 with 1:26 to play but could get no closer.

OKLAHOMA STATE (14-15, 6-12)

##	Name	Pts	FG	3Pt	FT	TR	PF	A	TO	B	S	MP
01	Bryce Thompson*	19	7-15	0-3	5-5	4	3	2	2	0	1	34
02	Arturo Dean*	9	3-9	2-3	1-1	4	5	1	4	0	2	28
14	Jamyrn Keller*	1	0-4	0-2	1-2	3	2	1	2	0	0	25
25	Robert Jennings*	1	0-1	0-0	1-4	1	3	0	2	0	0	17
33	Abou Ousmane*	9	3-4	0-1	3-4	6	4	0	1	1	0	13
00	Marchelus Avery	6	3-6	0-3	0-0	4	2	0	4	2	0	25
05	Khalil Brantley	6	1-2	0-0	4-4	1	1	0	1	0	0	17
06	Brandon Newman	4	0-4	0-2	4-5	1	2	0	0	0	2	19
13	Connor Dow	0	0-0	0-0	0-0	0	2	0	0	0	1	4
19	Andrija Vukovic	0	0-0	0-0	0-0	0	0	0	0	0	0	1
24	Patrick Suemnick	6	2-4	0-0	2-4	5	2	0	1	2	1	17
	TEAM					4	1		1			
	TOTALS	61	19-49	2-14	21-29	33	26	4	18	5	7	

	FG	%	3Pt	%	FT	%
1st Half	9-27	33%	2-7	29%	4-8	50%
2nd Half	10-22	45%	0-7	00%	17-21	81%
Game	19-49	38.8%	2-14	14.3%	21-29	72.4%

BAYLOR (17-12, 9-9)

##	Name	Pts	FG	3Pt	FT	TR	PF	A	TO	B	S	MP
01	Robert Wright*	16	5-14	0-5	6-10	4	2	2	2	0	0	30
07	V.J. Edgecombe*	8	1-6	0-3	6-11	10	4	1	3	0	3	32
13	Langston Love*	2	0-3	0-3	2-2	1	4	0	3	0	2	23
15	Norchad Omier*	10	3-6	0-1	4-5	13	5	1	2	0	2	34
32	Jalen Celestine*	3	1-4	1-3	0-0	1	2	0	1	0	2	17
02	Jayden Nunn	11	4-9	3-8	0-2	1	3	0	1	0	1	26
03	Jeremy Roach	21	8-17	4-7	1-2	4	2	3	3	0	1	32
22	Marino Dubravac	0	0-0	0-0	0-2	1	0	0	0	0	0	6
	TEAM					6	0		0			
	TOTALS	71	22-59	8-30	19-34	41	22	7	15	0	11	

	FG	%	3Pt	%	FT	%
1st Half	8-34	24%	2-17	12%	8-15	53%
2nd Half	14-25	56%	6-13	46%	11-19	58%
Game	22-59	37.3%	8-30	26.7%	19-34	55.9%

Officials: Deron White, Chris Pacsi, Justin Shamion
OSU led for 17:26, BU for 19:31, | Ties: 2 Lead Changes: 1 |
Largest: OSU by 10 (9:35 1h), BU by 12 (4:12 2h)
Start time: 7:01 p.m. CT Duration: 2:40

Points	Paint	Off TO	2nd Ch	F Brk	Bench	Pts/Pos
OSU	22	11	9	7	22	0.82
Baylor	28	16	14	18	32	0.96

Ousmane Honored:

- Five days after helping Oklahoma State to a top-10 upset, fifth-year forward **Abou Ousmane** helped himself to the Big 12's Newcomer of the Week award.
- The 6-foot-10 Brooklyn native led the way with 25 points, six rebounds and four steals in last Wednesday's 74-68 victory over No. 9 ISU. Foul trouble limited him to 13 minutes at Baylor, but he still managed nine points and six boards.
- For the week he totaled 34 points in a little over 40 minutes of work. He shot 67% from the field, including 3-of-6 from long distance, and knocked down 11-of-12 free throws.
- Ousmane is the Cowboys' first Big 12 weekly award winner since **John-Michael Wright** was voted top newcomer on Feb. 13, 2023.

Thompson Finishing Strong:

- As he nears the end of his four-year Cowboy career, graduate guard **Bryce Thompson** is playing some of his best all-around basketball with double-figure points in 14 of his last 16. He's averaging 13.8 points in Big 12 play and career-best 12.6 for the season.
- First-year head coach **Steve Lutz** has encouraged Thompson to attack the rim more, rather than settle for jump shots, and the results have been positive. Thompson has knocked down 60 free throws in Big 12 play (18 games). Prior to that, he had made just 152 in 114 career contests.
- Thompson has also been a markedly improved marksman this year, connecting on **81.7%** of his free throws (compared to **62.3%** in his first four years).

More Baylor Leftovers:

- The quintet of Dean, Keller, Thompson, Jennings and Ousmane made its 14th consecutive start together (and 16th overall).
- Thompson notched his team-best 21st double-figure scoring game of the season and the 70th of his NCAA career while becoming just the 24th Cowboy to cross over the 1,300 point threshold.
- OSU did not have a shot blocked, despite attempting 24 of its 49 from inside the paint. It was the first time since Feb. 27, 2023 (also against Baylor) that a Cowboy opponent has failed to record one.
- Baylor's 31.8% assist rate was a season-low for an OSU opponent. The Bears had seven on 22 baskets.
- OSU set season-lows for assists (4), three-point field goals (2) and three-point percentage (.143).
- OSU is averaging **76.3** points in Big 12 home games, compared to **61.2** on the road.

Milestone Watch:

Arturo Dean needs...

- 2 steals** to reach 250 for his NCAA career.

Bryce Thompson needs...

- 1 more start** to move into the top-10 on OSU's all-time list. He's one of only 14 players with 100+ starts in a Cowboy uniform.

Game Notes

On This Date: March 1

- **1962** – The Cowboys shot 72% from the field and made 32-of-40 free throws in a 78-68 win over No. 3 Kansas State, snapping the Wildcats' 11-game winning streak and dashing their Big Eight title hopes. Center Eddie Bunch scored 18 points on 9-of-10 shooting.
- **1995** – In one of the great individual performances in both OSU and Allen Fieldhouse history, Randy Rutherford scored 45 points and set a school record with 11 three-pointers against the fourth-ranked Kansas Jayhawks.

Trending:

- OSU is **13-6** when holding opponents to less than 80 (1-9 otherwise, with a 104-95 win over UCF).
- OSU is **10-0** when scoring at least 80 (4-15).
- OSU is **13-1** with a halftime lead (**1-14** when trailing). The Cowboys overcame a six-point deficit to defeat Tarleton State (Dec. 18) but let a 39-34 advantage slip against FAU (Nov. 21).
- OSU is **8-2** when outshooting opponents (6-13). Losses came at Texas Tech and Houston.
- OSU is **9-2** when forcing 16+ turnovers (5-13).
- OSU is **8-2** with 20+ points off turnovers (6-13).
- OSU is **11-1** this season when scoring 40+ points off of free throws and turnovers (3-14).
- The Cowboys have lost **seven** straight overtime games (two of them against Baylor). Their last OT victory came exactly three years ago -- Feb. 19, 2022 against K-State. OSU last played an overtime game on Feb. 24, 2024 against OU.
- The Cowboys are **9-5** when coming off a loss (4-10 coming off a win).

Teamwork Makes the Dreamwork:

- **Steve Lutz** wants players who are willing to put team goals ahead of their own. You won't see many Cowboys on individual Big 12 leaderboards, but the group is putting up some strong numbers collectively.
- On a per-40-minute basis, **Arturo Dean** is averaging a league-best 3.8 steals (5th nationally), **Abou Ousmane** (21.5) and **Chi Chi Avery** (21.0) are seventh and eighth respectively in points, and four Cowboys rank among the top-15 in free throw makes, led by **Robert Jennings** (5th, 5.5).

OSU on the Big 12 Leaderboard // Per-40-Minutes

	Player	Rank	Avg.
Points	Abou Ousmane	7	21.5
	Chi Chi Avery	8	21.0
Steals	Arturo Dean	1	3.8
FG Made	Abou Ousmane	5	7.8
FT Made	Robert Jennings	5	5.5
	Abou Ousmane	9	5.0
	Bryce Thompson	13	4.5
	Khalil Brantley	14	4.4
FT Attempts	Abou Ousmane	8	6.9
	Robert Jennings	9	6.7

As of 3/3/25; Data Source: stats.ncaa.org

- **10** Cowboys average between 11 and 26 minutes.
- OSU leads the Big 12 and ranks **12th** nationally in bench points (**31.1** ppg). Reserves have done **42.8%** of the scoring and clocked a league-best **42.7%** of the overall minutes (**8th** nationally).
- The bench has topped 30 points in **16** different games and reached 40 on **five** occasions, with a season-high **57** in OSU's 85-78 win over Southern Illinois on Nov. 14.

It's Not How You Start...

- **Chi Chi Avery's 11.8** scoring average is fifth-highest among players who qualify for NCAA leaderboards but have not logged a start.

NCAA Scoring Leaders (Players with zero starts)

Player	School	GP	PPG
1. Brenen Lorient	JR F North Texas	27	12.1
2. Sincere Parker	JR G McNeese	29	12.0
3. Aden Holloway	SO G Alabama	29	12.0
4. Marchelus Avery	SR F Oklahoma St.	29	11.8
5. Tahaad Pettiford	FR G Auburn	29	11.1

As of 3/3/25; Data Source: stathead.com

Life in the Fast Lane:

- OSU is among the nation's fastest teams -- 21st according to KenPom's adjusted tempo rankings, trailing only UCF (14th).
- Roughly one in every five-and-a-half Cowboy points come from fastbreaks, per Genius NCAA LiveStats (**13.1** out of **72.7** ppg).
- Using different methodology, Synergy Sports estimates that the Cowboys score a league-high **18.3** points per game off transition opportunities (22nd), which account for **21.4%** of their offensive possessions (tops in the Big 12 and 14th nationally).

Big 12 Leaders // Pct. of Possessions in Transition

Player	Pct.	NCAA Rk	PPG	NCAA Rk
1. Oklahoma State	21.4%	t-14	18.3	t-22
2. UCF	19.0%	t-47	15.7	t-71
3. Iowa State	18.3%	t-68	17.1	t-39

As of 3/3/25; Data Source: Synergy Sports

- Notably, Lutz's two former schools (both now led by his former assistant coaches) also rank among the nation's fastest. Western Kentucky (**Hank Plona**) plays the nation's sixth-highest percentage of possessions in transition (22.0%), according to Synergy, while **Jim Shaw's** A&M-Corpus Christi Islanders average the tenth-most transition points (19.4).

Better with Age:

- OSU's roster is loaded with experience. Eight Cowboys are in their fifth season of college basketball. That's believed to be the nation's highest total ahead of the seven apiece from Louisville, Charlotte and Wichita State.
- Seven Cowboys have previously been part of an NCAA tournament team and an eighth (**Mikey Kelvin II**) played in Canada's national championship game last spring.
- OSU ranks **21st** nationally in DI experience, per KenPom, with a weighted average of **2.85** years per player on the floor.
- Arkansas transfer **Davonte "Devo" Davis** has appeared in **158** games (tied for 21st among the active players).
- **Brandon Newman** has taken part in **103** victories with OSU, Purdue and WKU. Davis (OSU/Arkansas) and **Abou Ousmane** (OSU/Xavier/North Texas) are at 99 wins each.
- **Bryce Thompson** ranks second among active players in career Big 12 games (**71**) and starts (**61**) behind KU's **Dajaun Harris**.

A Cast of Thousands:

- **Arturo Dean** scored his 1,000th career point on March 1 at Baylor giving OSU a seventh 1,000-point scorer on the roster. That's tied with Minnesota, Ole Miss, Kansas and Kentucky for the most nationally.

Most Active 1,000-Point Scorers

School	#
Oklahoma State	7
Minnesota	7
Ole Miss	7
Kansas	7
Kentucky	7
Alabama	6
Auburn	6

Thru 3/1/2025; Data Source: stats.ncaa.org

Cowboys with 1,000+ NCAA Points

Player	Points
Bryce Thompson (Gr.)	1,395
Khalil Brantley (Sr.)	1,355
Abou Ousmane (5th)	1,348
Devo Davis (5th)	1,164
Tyler Caron (Gr.)	1,103
Brandon Newman (Gr.)	1,084
Arturo Dean (Jr.)	1,000
Marchelus "Chi Chi" Avery (5th)	844

The Dean of Defense:

- OSU junior guard **Arturo Dean** is the NCAA's active career leader in steals per game (**2.73**) -- minimum one full season.
- He's ninth in total steals (**248**), which is tops among college basketball's junior class.

Arturo Dean // Career Steals Breakdown

	NCAA Career	At OSU
Games Played	91	28
Games w/o a steal	7	3
Games w/ 2+ steals	68	16
Games w/ 3+ steals	46	12
Games w/ 4+ steals	27	6
Games w/ 5+ steals	12	2
Games w/ 10+ steals	1	0

- When he's in the game, more than 1 in 20 enemy possessions are thwarted by a Dean steal. His **5.32** steal percentage I ranks sixth nationally, per KenPom, and would be the second highest in Big 12 history.
- This season, **43** of his team-high **63** steals have led to OSU scores (**78** points).

NCAA DI Active Career Leaders // Steal Average

Player	School	Class	GP	Stl	SPG
1. Arturo Dean	OK State	Jr.	91	248	2.73
2. Adam Clark	Merrimack	So.	63	167	2.65
3. Tayton Conerway	Troy	Sr.	62	157	2.53
4. Hayden Gray	UC San Diego	Sr.	63	156	2.48
5. Ace Baldwin	Penn St.	Sr.	142	339	2.39
6. Tamin Lipsey	Iowa St.	Jr.	98	229	2.34

As of 3/3/25; Data Source: stats.ncaa.org; Min. 1 full season

Big 12 Season Bests // KenPom Steal % (Since 2003-04)

Player	Class	School	Season	Stl%
1. Mario Chalmers	Fr.	Kansas	2005-06	5.90
2. Arturo Dean	Jr.	OK State	2024-25	5.32
3. Marcus Smart	Fr.	OK State	2012-13	5.32
4. Byron Eaton	Fr.	OK State	2005-06	5.09
5. Marcus Smart	So.	OK State	2013-14	5.05

Data Source: kenpom.com

- Dean is averaging **2.35** steals in Big 12 play (40 in 17 games). Just two other Cowboys -- both of them future NBA All-Defensive Team selections -- have averaged 2.0-or-more steals over a full Big 12 season: **Marcus Smart** (3.2 in 2013 and 2.7 in 2014) and **Tony Allen** (2.2 in 2004).

OSU vs. UCF

OSU ALL-TIME VS. UCF

Overall: 1-3 (Lost 3) • **Home:** 1-1 • **Away:** 0-0 • **Neutral:** 0-2 • **Big 12 Era:** 1-2 • **Lutz Era:** 1-0 • **vs. Dawkins:** 3-4 (2-1 at Stanford, 0-3 at UCF)

Dates	Location (Venue) - AP Rank (OSU-Opp)	W/L	Score	OSU Coach	Scoring Leader	UCF Coach	Scoring Leader
11/18/2022	t Nassau, Bahamas - -	L	56-60 ot	Mike Boynton Jr.	14 -- Moussa Cisse	Johnny Dawkins	18 -- C.J. Kelly
2/28/2024	* Stillwater (GIA) - -	L	71-77	Mike Boynton Jr.	22 -- John-Michael Wright	Johnny Dawkins	15 -- Darius Johnson
3/12/2024	c Kansas City, Mo. (T-Mobile Center) - -	L	62-77	Mike Boynton Jr.	21 -- Javon Small	Johnny Dawkins	17 -- Ibrahima Diallo
2/19/2025	* Stillwater (GIA) - -	W	104-95	Steve Lutz	25 -- Bryce Thompson	Johnny Dawkins	34 -- Keyshawn Hall
3/5/2025	* Orlando, Fla. (Addition Financial)			Steve Lutz		Johnny Dawkins	

* = Big 12 c = Big 12 Championship (First Round) t = Baha Mar Hoops Bahamas Championship (Semifinals)

The Series:

- UCF has won three of the four meetings between the schools. All have taken place over the past three seasons, beginning with a chance encounter in the semifinals of the Baha Mar Bahamas Championship and continuing with UCF's move to the Big 12.
- Last season, the Knights defeated the Cowboys twice in a span of less than two weeks -- the first in Stillwater and the latter in the first round of the Big 12 tournament in Kansas City.
- Two weeks ago in Gallagher-Iba Arena, OSU notched its first series win (104-95) behind **Bryce Thompson's** career-high 25 points and now heads to Orlando in search of its own season sweep.
- The Cowboys last played in the Sunshine State in February, 2022 at the University of Florida as part of the Big 12-SEC Challenge.
- Cowboy teams are 5-4 all-time in Orlando after three separate appearances in the ESPN Events Invitational (previously known as the Old Spice Classic and the Advocare Invitational) in 2008, 2014 and 2018.

Scouting the Knights:

- Ninth-year UCF head coach **Johnny Dawkins** was the 1986 NCAA player of the Year at Duke and spent 10 seasons in the NBA before moving into the coaching world. He won a pair of NIT championships during an eight-year run at Stanford (2008-16) and has since led the Knights to four postseasons, highlighted by a first round victory in the 2019 NCAA tournament.
- Last season, Dawkins guided UCF to a 17-16 record (7-11 Big 12) and a second straight NIT bid.
- From that team, UCF returned a pair of honorable mention All-Big 12 guards in **Darius Johnson** and **Jaylin Sellers**, but the latter has been limited to just three games due to injury.
- The Knights started the year 10-2 with a win at Texas Tech to open Big 12 play but are just 5-12 since the calendar flipped to 2025.
- The Knights' Feb. 19 loss in Stillwater was their seventh in a row, but they bounced back afterward with consecutive home wins over Utah (76-72) and Kansas State (80-76) before falling Saturday at TCU (89-78).
- UCF is 12-5 at home this season with wins over Texas A&M (currently No. 24 in the NET), Utah (64), TCU (70), K-State (83) and Colorado (97).
- The Knights' only home losses have come to top-40 foes: Houston (3), Iowa State (9), Kansas (19), BYU (26) and Cincinnati (40).
- Johnson, a 6-1 senior, is the Big 12 leader in total steals (63). He's also averaging 15.4 points and

4.2 assists in 34.0 minutes and has knocked down a team-best 68 threes on 40% accuracy.

- Now in his fourth season at UCF, Johnson ranks among the program's all-time DI era leaders in points (1,389), steals (223), assists (440) and threes (193).
- A group of 11 UCF newcomers includes the Big 12's leading scorer, 6-7 junior forward **Keyshawn Hall** (18.9 ppg), a George Mason transfer who started his career at UNLV. Hall ranks among the nation's top-10 in free throw makes (168 on 204 attempts) and has reached the 20-point mark in 16 of his 29 games.
- In Big 12 play, 6.3 of Hall's league-best 21.2 points per game have come at the foul line.
- Helped by Hall's numbers, UCF is a top-25 free throw shooting team, by both volume (12th, 17.4) and percentage (23rd, 77.7%).
- UTSA grad transfer **Jordan Ivy-Curry** has added some additional firepower to the UCF backcourt, averaging 12.9 points with 57 triples.
- The Knights tradition of sizeable centers continues with **Moustapha Thiam**, 7-foot-2 Senegalese freshman who is averaging 10.3 points and 5.9 rebounds. He leads the Big 12 and ranks fifth nationally in blocks (2.69).

Keeping it 100

- OSU's 104-95 win over UCF on Feb. 19 was the 52nd 100-point game in school history and first since Dec. 22, 2018 against UTRGV (102-83).
- It was OSU's highest scoring output since a 117-72 rout of New Orleans on Nov. 16, 2016.
- It was also the Cowboys' fourth ever 100-point game in Big 12 Conference play and their first in more than 18 years -- OSU defeated **Kevin Durant's** Texas Longhorns 105-103 in triple OT on Jan. 6, 2007.
- The game featured 86 possessions per side. Per BartTorvik.com, that's the sixth-most this season in a regulation game involving two Division I teams and the third-most between two Big 12 teams in the 18 seasons that the site has tracked single-game tempo stats. Missouri defeated OSU, 97-95 on Jan. 21, 2009 in a game that featured 88 possessions. Iowa State's 87-54 win over Mizzou on Jan. 22, 2011 featured 87 possessions.

OSU's 100-Point Games in Big 12 Play

Date	Opponent	Score
1/3/1998	at Texas A&M	W, 100-65
1/30/2005	at Colorado	W, 104-86
1/6/2007	#21 Texas	W, 105-103 (3ot)
2/19/2025	UCF	W, 104-95

A Note for the Nerds:

- OSU (21st) and UCF (14th) both rank among the national leaders in adjusted tempo, per KenPom. They would be the Big 12's highest finishers in that category since 2018 when **Trae Young's** Oklahoma Sooners ended the year at No. 4.
- In the last 10 seasons (2016-25), the only other Big 12 team to finish top-25 in adjusted tempo was **Cade Cunningham** and the 2021 OSU Cowboys (24th).
- Since the 2011-12 season (when TCU and West Virginia joined the league), only 2018 Oklahoma (76.5) has averaged more raw possessions than 2025 UCF is currently averaging (72.5).
- KenPom's research shows that college basketball games are averaging 1-2 fewer possessions nationwide compared to late 90s and early 2000s, but it's notable that during the league's first 15 seasons (1996-2011), 23 different Big 12 schools averaged at least 72.5 raw possessions, topped by 2002 Kansas (78.6). The Jayhawks did it six times over **Roy Williams'** last seven seasons in Lawrence.

Matchup Mashup:

- OSU's **Marchelus "Chi Chi" Avery** played last season at UCF. He averaged 7.6 points and 4.0 rebounds for the Knights.
- Twin brothers **Joey** and **Stephen Graham** also started their collegiate careers at UCF (2000-02) before transferring to OSU. Both sat out the 2002-03 season before helping the Cowboys to back-to-back Big 12 tournament titles (2004 & 2005) along with a Final Four berth.

A Cowboy win would...

- Be their first Big 12 road victory since Feb. 21, 2024 at Cincinnati, snapping an 11 game streak.
- Make them 3-9 overall in true road games, tripling last seasons road wins total (1-9).
- Put them three wins ahead of last season's overall and conference victory totals.
- Give them a season sweep of UCF.
- Narrow the Knight's all-time series lead to 3-2.
- Make them 6-4 all-time in Orlando (1-0 vs. UCF).

Up Next: Cincinnati

Saturday, 2 p.m. CT, ESPN+

- OSU will honor nine seniors prior to Saturday's regular season finale against Cincinnati.
- This will be the Bearcats' first appearance in Stillwater since the 2001-02 season opener.
- The Cowboys won last year's lone meeting at Cincinnati, 80-76, with help from 15 points from **Jamyrn Keller**, who hit both ends of a 1-and-1 in the closing seconds to ice it.

OSU vs. UCF

GAME 32	UCF	95
	Oklahoma St	104
Feb. 19, 2025 TV: ESPN Stillwater Gallagher-Iba Arena		

	1st	2nd	Score
UCF	40	55	- 95
Oklahoma State	53	51	- 104

- OSU topped the century mark in a Big 12 game for the first time in 18 years in a 104-95 win.
- Bryce Thompson** scored a career-high 25 to lead a group of five double-figure scorers.
- The Big 12's top tempo teams had 86 possessions apiece and combined for 51 fastbreak points, but the Cowboys took better care of the basketball, outscoring the Knights 26-5 off turnovers, helped by a +13 margin. They forced 20 and committed just seven.
- Abou Ousmane** scored 13 of his 17 points before the intermission to help the Cowboys to a fast start. They scored on 14 of their first 18 possessions to build a 30-16 lead at the 10:40-mark of the first half and were up as many as 19 (50-31) with 4:00 left in the period.
- Keyshawn Hall** (game-high 34 points) helped UCF pull to within 53-40 at halftime and to within five (81-76) with 5:00 to play in the game.
- The Cowboys had just two field goals the rest of the way but converted 18-of-22 free throws to preserve the win.

UCF (13-13, 4-11)

##	Name	Pts	FG	3Pt	FT	TR	PF	A	TO	B	S	MP
00	Jordan Ivy-Curry*	9	2-8	1-5	4-4	4	4	2	0	0	0	29
01	Mike Williams*	14	6-11	2-5	0-1	7	2	1	3	0	0	28
03	Darius Johnson*	23	8-12	1-3	6-7	2	5	6	3	0	2	30
04	Keyshawn Hall*	34	9-20	2-6	14-17	6	4	1	5	2	0	40
35	Rokas Jocius*	0	0-2	0-1	0-0	3	4	0	1	0	0	11
02	JJ Taylor	4	1-1	1-1	1-2	3	2	2	2	1	2	20
06	Dallan Coleman	1	0-2	0-2	1-2	2	0	0	1	0	0	11
07	Dior Johnson	8	2-2	1-1	3-3	3	2	1	3	0	0	7
15	Tyler Hendricks	0	0-0	0-0	0-0	0	0	0	0	0	0	9
22	Nils Machowski	2	0-1	0-0	2-2	4	1	2	2	0	2	15
TEAM					2	0						
TOTALS		95	28-59	8-24	31-38	36	25	14	20	4	5	

	FG	%	3Pt	%	FT	%
1st Half	12-25	48%	4-12	33%	12-14	86%
2nd Half	16-34	47%	4-12	33%	19-24	79%
Game	28-59	47.5%	8-24	33.3%	31-38	81.6%

OKLAHOMA STATE (13-13, 5-10)

##	Name	Pts	FG	3Pt	FT	TR	PF	A	TO	B	S	MP
01	Bryce Thompson*	25	10-15	1-4	4-5	3	3	0	1	0	3	33
02	Arturo Dean*	16	5-9	1-3	5-8	7	3	4	1	0	3	28
14	Jamyrn Keller*	3	1-4	1-4	0-0	4	3	0	0	0	4	19
25	Robert Jennings*	9	2-5	0-0	5-5	5	2	0	0	0	0	16
33	Abou Ousmane*	17	6-12	1-3	4-5	2	5	0	1	1	3	21
00	Marchelus Avery	10	3-5	2-4	2-2	6	3	0	0	0	0	15
04	Davonte Davis	0	0-1	0-1	0-0	0	2	1	0	0	0	7
05	Khalil Brantley	15	4-7	0-2	7-8	1	1	5	1	0	2	24
06	Brandon Newman	4	2-7	0-3	0-0	3	2	1	2	1	1	14
13	Connor Dow	3	1-6	0-3	1-2	3	2	0	1	0	1	11
24	Patrick Suemnick	2	1-3	0-0	0-0	3	0	0	1	0	0	12
TEAM					2	0						
TOTALS		104	35-74	6-27	28-35	39	26	17	7	3	14	

	FG	%	3Pt	%	FT	%
1st Half	21-40	53%	5-16	31%	6-7	86%
2nd Half	14-34	41%	1-11	09%	22-28	79%
Game	35-74	47.3%	6-27	22.2%	28-35	80.0%

Officials: Gregory Nixon, Michael Greenstein, De Selle Dean
OSU led for 37:51, UCF led for 1:57, | Ties: 1 Lead Changes: 3
Largest: OSU by 19 (3:59 1h), UCF by 3 (19:48 1h)
Start time: 8:05 p.m. CT Duration: 2:15

Points	Paint	Off TO	2nd Ch	F Brk	Bench	Pts/Pos
UCF	36	5	14	27	15	1.10
OSU	46	26	14	24	34	1.21

GAME 32	[13] Oklahoma St	vs	[12] UCF
	Mar. 12, 2024 Big 12, 1st Rd ESPN+ Kansas City, Mo. (T-Mobile Center)		

	1st	2nd	Score
Oklahoma State	31	31	- 62
UCF	35	42	- 77

- OSU's season ended with a 77-62 loss to UCF in the first round of the Big 12 Championship.
- Javon Small** scored 21 points on five three-pointers, **Eric Dailey Jr.** had 12 points and a team-high nine rebounds and **Brandon Garrison** tacked on 10 points and five blocks.
- 7-footer **Ibrahima Diallo** finished with 17 points and 11 boards for UCF, which opened the second half with an 18-1 run to push a 35-31 halftime lead to 53-32.
- The Cowboys missed their first eight shots of the half before Dailey's jumper with 11:50 to play. They scored 30 points on six triples the rest of the way, but the damage was done.
- OSU blocked a season-best 11 shots – most ever by a Cowboy team in Big 12 Championship play – but UCF drilled 9-of-18 from outside and 18-of-24 at the foul line.
- OSU shot 37.1% from the field and made 9-of-29 threes.

OKLAHOMA STATE (12-20)

##	Name	Pts	FG	3Pt	FT	TR	PF	A	TO	B	S	MP
23	Brandon Garrison*	10	4-7	0-0	2-2	3	4	1	1	5	0	21
5	Quion Williams*	4	2-5	0-1	0-0	7	4	5	1	2	1	28
12	Javon Small*	21	7-16	5-11	2-2	4	1	2	5	0	1	35
14	Jamyrn Keller*	2	1-5	0-2	0-0	2	2	2	2	0	1	23
51	John-Michael Wright*	2	1-9	0-6	0-0	2	0	0	0	2	1	25
2	Eric Dailey Jr.	12	4-10	1-3	3-4	9	3	0	1	1	0	25
4	Jarius Hicklen	9	3-5	3-5	0-0	1	0	1	2	1	0	29
13	Connor Dow	0	0-1	0-1	0-0	1	0	0	0	0	0	3
32	Mike Marsh	0	0-1	0-0	0-0	0	0	0	0	0	0	4
21	Justin McBride	0	0-2	0-0	0-2	3	2	1	0	0	0	5
15	Carson Sager	0	0-0	0-0	0-0	0	0	0	0	0	0	1
35	Weston Church	2	1-1	0-0	0-1	0	0	0	0	0	0	1
TEAM					5				1			
TOTALS		62	23-62	9-29	7-11	37	16	12	13	11	4	

	FG	%	3Pt	%	FT	%
1st Half	11-34	32%	3-14	21%	6-6	100%
2nd Half	12-28	43%	6-15	40%	1-5	20%
Game	23-62	37.1%	9-29	31.0%	7-11	63.6%

UCF (17-14)

##	Name	Pts	FG	3Pt	FT	TR	PF	A	TO	B	S	MP
11	Ibrahima Diallo*	17	7-13	0-0	3-6	11	2	0	2	2	3	23
21	C.J. Walker*	12	4-10	2-4	2-3	4	2	0	0	2	1	21
2	Shemarri Allen*	12	0-4	0-1	2-2	6	2	2	1	0	3	29
3	Darius Johnson*	11	3-10	3-5	2-2	6	0	5	0	1	1	32
24	Jaylin Sellers*	9	3-8	0-2	3-3	1	0	2	2	0	0	33
5	Omar Payne	2	0-5	0-1	2-4	2	1	0	0	2	0	13
1	Antwann Jones	7	3-4	1-1	0-0	1	0	1	0	0	1	11
31	Thierno Sylla	9	2-3	1-2	4-4	2	0	0	2	2	0	16
13	Marchelus Avery	6	2-4	2-2	0-0	5	0	2	0	0	0	13
12	DeMarr Langford Jr.	0	0-0	0-0	0-0	0	0	0	0	0	0	3
4	Comeh Enuobor	0	0-0	0-0	0-0	0	0	0	0	0	0	2
15	Tyler Hendricks	2	1-1	0-0	0-0	0	0	0	0	0	0	2
22	Nils Machowski	0	0-0	0-0	0-0	0	1	0	0	0	0	2
TEAM					5				0			
TOTALS		77	25-62	9-18	18-24	43	8	12	7	9	9	

	FG	%	3Pt	%	FT	%
1st Half	12-35	34%	5-10	50%	6-9	67%
2nd Half	13-27	48%	4-8	50%	12-15	80%
Game	25-62	40.3%	9-18	50.0%	18-25	75.0%

Officials: Doug Sirmons, Keith Kimble, Ray Natili
Attendance: 9,404 | OSU led for 1:43, UCF led for 34:57
Times tied: 4 Lead Changes: 5 | Largest: OSU 3 (4:38 1h), UCF 27 (7:24 2h)
Technical: None Start: 11:33 a.m. CT Duration: 1:56

Points	Paint	Off TO	2nd Ch	F Brk	Bench	Pts/Pos
OSU	18	8	4	13	23	0.90
UCF	24	17	16	13	26	1.12

OTHER RECENT MATCHUPS:

Feb. 28, 2024 (Stillwater) | UCF, 77-71

- UCF's depth won the day in a war of attrition.
- The teams combined for 54 fouls and 66 free throw attempts.
- John-Michael Wright** scored a career-high 22 points on five three-pointers for OSU, which led 36-24 near the 5:00 mark of the first half before mounting foul trouble began to take its toll.
- Six Cowboys and five Knights were all saddled with at least two personals by halftime, at which point UCF had pulled to within 42-38. The visitors scored the first seven points of the second half and never trailed again.
- UCF out-rebounded the Cowboys 25-10 over the final 20:00 and outscored them 11-0 on second-chances.
- Darius Johnson** had 15 points to lead UCF, which shot 42.3% from the field, 6-of-16 from three and 27-36 at the foul line.
- Eric Dailey Jr.** (15 points), **Javon Small** (13 points) and **Brandon Garrison** (six rebounds) all fouled out for OSU, which shot 40.4% (5/20 3pt) and made 24-of-30 freebies.

Nov. 18, 2022 (Nassau, Bahamas) UCF, 60-56 OT

- C.J. Kelly** scored 18 points and lthiel Horton hit the go-ahead three-pointer in overtime to lift UCF to a semifinal win in the Bahamas Championship.
- Horton's triple gave the Knights a 55-54 lead with 3:51 remaining in OT. Later, he made 1 of 2 free throws for a 58-56 advantage with 18 seconds to go. The two-point lead stood up when OSU missed twice at the rim on its final possession. Kelly made two free throws with less than a second remaining for the final margin.
- The Cowboys used an 11-0 run to take charge in the first half. They stretched a 28-17 halftime lead to 34-19 with 18:38 to go but managed just one more basket in the next nine minutes during a 16-3 UCF run.
- UCF freshman **Taylor Hendricks**, the eventual ninth overall pick in the 2023 NBA Draft, added 16 points and 12 rebounds for the Knights, who led for only 6:22, including overtime.
- Moussa Cisse** paced OSU with 14 points and 14 rebounds.
- A battle of two elite defenses saw UCF shoot 30.5% to OSU's 29.3%.
- The Knights defeated Santa Clara two days later to take the tournament title.

Game Notes

Iowa State Leftovers;

- With a 74-68 win over No. 9 Iowa State on Feb. 25, first year head coach **Steve Lutz** notched his first career victory over a nationally-ranked opponent.
- OSU defeated its first top-25 foe since Feb. 17, 2024 (No. 19 BYU). It was the Cowboys' first top-10 victory since knocking off No. 1 Baylor in Waco on Jan. 15, 2022 and first top-10 win in GIA since Feb. 6, 2021 against No. 6 Texas (76-67 in OT).
- The Cowboys improved to 11-3 at home (6-3 Big 12). All three losses have come to teams currently ranked among the top-10 in the NET: Houston (3), Texas Tech (7) and Arizona (9).

Arturo Dean's 7 Steals against ISU...

- ... Tied a school record for most in a Big 12 game, matching **Byron Eaton's** mark, set Feb. 27, 2006 at Oklahoma.
- ... Tied for fourth on OSU's single-game list.
- ... Were the most by a Cowboy since **Marcus Smart's** school-record nine-steal performance against Utah Valley on Nov. 12, 2013.

OSU Single-Game Records // Steals

Player	Date	Opponent	STL
1. Marcus Smart	11/12/2013	Utah Valley	9
2. Desmond Mason	12/15/1998	Houston Bapt.	8
Brooks Thompson	2/13/1993	Colorado	8
4. 9x, Last: Arturo Dean	2/25/2025	Iowa State	7

- ... Were a season-high for Dean (and his third career 7-steal game) -- yet still fell three shy of his career-best. On Nov. 29, 2023, while playing for FIU, he achieved the rare points-steal double-double (13 and 10) against Florida Gulf Coast.

Making the Grade:

- OSU men's basketball players had a record-breaking fall in the classroom, combining for a **3.14 GPA**. That's the program's highest mark in the 35 years OSU Athletics has tracked them.

OSU vs. the Top-25:

- OSU is **1-6** against nationally-ranked opponents this season (**1-5** vs. AP top-25). The win came at the expense of No. 9 Iowa State on Feb. 25.
- Inside GIA, OSU is **78-86** all-time against AP ranked opponents.
- The Cowboys' last top-25 road win came Feb. 11, 2023 at No. 11 Iowa State.

OSU'S RECORD...

	'24-25	'23-24	Streak
Overall	14-15	12-20	L1
Non-Conference (Reg.)	8-3	8-5	W2
Big 12 Reg. Season	6-12	4-14	L1
Big 12 Tournament	-	0-1	L2
Postseason	-	-	L1
Home	11-3	10-8	W2
Away	2-9	1-9	L9
Neutral	1-3	1-3	L2
vs. AP Top 25	1-5	1-6	W1
Shooting 50% or better	1-1	5-1	L1
Shooting <50%	13-14	7-19	L1
Outshooting (or matching) foe	8-3	9-3	L1
Outshot	6-12	3-17	L1
Opponent shoots 50% or better	3-5	1-9	L4
Opponent shoots 40% or less	3-1	5-1	L1
Outrebounding opponent	9-5	7-4	W3
Outrebounded	4-9	5-15	L1
Rebounds Even	1-1	0-1	-
Committing fewer turnovers	11-4	6-5	W1
Committing more turnovers	3-9	4-13	L2
Turnovers even	0-2	1-2	-
Forcing < 10 turnovers	0-2	1-8	L5
Forcing 10-14 turnovers	4-8	8-9	--
Forcing 15-19 turnovers	7-5	1-3	--
Forcing 20+ turnovers	3-0	1-0	W4
Outscoring opp. at FT line	10-7	6-11	L1
Outscored at FT line	2-7	5-7	W1
Free throws even	2-1	1-2	--
Scoring < 70 Points	1-11	0-15	L10
Scoring < 80 Points	4-15	5-19	L1
Scoring 80+ points	10-0	7-1	W10
Scoring 90+ points	1-0	3-0	W13
Scoring 100+ points	1-0	-	W35
Opponent scores < 50 points	-	-	W33
Opponent scores < 60 points	1-0	2-0	W7
Opponent scores < 70 points	4-3	6-5	W1
Opponent scores < 80 points	13-6	11-14	L1
Opponent scores 80+ points	1-9	1-6	L1
Opponent scores 90+ points	1-4	0-2	L1
Opponent scores 100+ points	-	-	L4
Leading at Halftime	13-1	10-4	W10
Trailing at Halftime	1-14	1-15	L12
Tied at Halftime	-	0-1	-
Overtime Games	-	0-3	L7
One Possession Games (1-3 pts)	0-1	1-4	L2
Margin of 5 points or less	1-1	3-9	L1
Single-digit margins	8-3	4-10	W2
Sunday	4-2	4-0	W1
Monday	1-1	1-1	L1
Tuesday	3-3	1-8	W1
Wednesday	2-2	2-1	W1
Thursday	1-1	0-2	L1
Friday	1-0	1-1	W1
Saturday	2-6	3-7	L3
November	4-2	3-4	L1
December	4-2	4-1	L1
January	2-6	2-7	L3
February	4-4	3-4	W1
March	0-1	0-4	L6
Before Noon	-	0-1	-
Noon to 6 p.m. Local	8-7	8-4	L2
6-8 p.m. Local	5-7	4-9	L1
After 8 p.m. Local	2-1	0-6	W1
Orange Uniforms	2-7	-	L6
White Uniforms	7-3	-	L1
Black Uniforms	2-4	-	L3
Grey Uniforms	3-1	-	W2

POLL WATCH

Associated Press Poll (Mar. 3)

	Team (1st Place)	Record	Points	Last
1	Auburn (61)	27-2	1525	1
2	Duke	26-3	1458	2
3	Houston	25-4	1396	4
4	Tennessee	24-5	1326	5
5	Florida	25-4	1247	3
6	St. John's	26-4	1179	7
7	Alabama	23-6	1176	6
8	Michigan State	24-5	1165	8
9	Texas Tech	22-7	947	10
10	Iowa State	22-7	918	9
11	Clemson	24-5	905	13
12	Wisconsin	22-7	815	11
13	Maryland	22-7	628	16
14	Louisville	23-6	606	19
15	Missouri	21-8	603	14
16	Memphis	24-5	560	18
17	Michigan	22-7	494	15
18	Purdue	20-9	454	20
19	Kentucky	19-10	417	17
20	Marquette	22-7	409	21
21	Saint Mary's	27-4	399	23
22	Texas A&M	20-9	364	12
23	BYU	21-8	287	25
24	Arizona	19-10	162	22
25	Mississippi State	20-9	87	24

Others: VCU 85, Vanderbilt 78, Oregon 37, Drake 18, UC San Diego 17, Illinois 16, Mississippi 13, UCLA 8, Gonzaga 8, **Kansas** 5, High Point 4, UConn 4, New Mexico 2, Creighton 2, Akron 1.

USA Today Coaches Poll (Mar. 3)

	Team	Record	Points	Last
1	Auburn (30)	27-2	774	1
2	Duke (1)	26-3	737	2
3	Houston	25-4	707	4
4	Tennessee	24-5	671	5
5	Florida	25-4	653	3
6	St. John's	26-4	612	7
7	Michigan State	24-5	587	8
8	Alabama	23-6	566	6
9	Texas Tech	22-7	504	10
10	Iowa State	22-7	484	9
11	Clemson	24-5	442	14
12	Wisconsin	22-7	391	12
13	Louisville	23-6	365	17
14	Maryland	22-7	341	15
15	Michigan	22-7	288	13
16	Memphis	24-5	272	18
17	Saint Mary's	27-4	262	20
18	Purdue	20-9	257	19
19	Missouri	21-8	236	16
20	Marquette	22-7	204	22
21	Texas A&M	20-9	169	11
22	BYU	21-8	127	NR
23	Arizona	19-10	91	21
24	Kentucky	19-10	88	23
25	VCU	24-5	54	NR

Others: Mississippi State 38; New Mexico 24; Creighton 24; UC San Diego 21; Vanderbilt 17; Gonzaga 17; Oregon 14; UConn 10; Drake 10; UCLA 9; Illinois 6; Ole Miss 2; Boise State 1;

OSU Record Book Watch

OSU Career Leaders // Games Started

Player	Years	GP	GS
1. Bryant Reeves	1991-95	136	133
2. Ivan McFarlin	2001-05	132	131
3. Byron Houston	1988-92	127	124
4. Le'Bryan Nash	2011-15	126	120
Adrian Peterson	1995-99	122	120
6. Byron Eaton	2005-09	136	113
7. Isaac Likekele	2018-22	114	110
8. Desmond Mason	1996-00	129	109
9. Keiton Page	2008-12	134	108
Darwyn Alexander	1988-92	128	108
11. Bryce Thompson	2021-25	112	107
12. Lindy Waters III	2016-20	121	104
Ronnie Daniel	1973-77	105	104
14. Markel Brown	2010-14	134	103

OSU Career Leaders // Games

Player	Years	GP
1. Bryant Reeves	1991-95	136
Byron Eaton	2005-09	136
3. Phil Forte	2012-17	135
4. Keiton Page	2008-12	134
Markel Brown	2010-14	134
Terrel Harris	2005-09	134
7. Cameron McGriff	2016-20	132
Ivan McFarlin	2001-05	132
Mitchell Solomon	2014-18	132
10. Fredrik Jonzen	1998-02	130
11. Chianti Roberts	1993-97	129
Desmond Mason	1996-00	129
13. Corey Williams	1988-92	128
Darwyn Alexander	1988-92	128
Joe Adkins	1996-00	128
16. Byron Houston	1988-92	127
17. Le'Bryan Nash	2011-15	126
Blake Williams	1944-48	126
19. Terry Collins	1991-95	125
Thomas Dziagwa	2016-20	125
21. Kalib Boone	2019-23	123
J.L. Parks	1944-46, 47-49	123
23. Adrian Peterson	1995-99	122
24. Andre Williams	1999-03	121
Lindy Waters	2016-20	121
Marshall Moses	2007-11	121
27. Leyton Hammonds	2013-17	120
Joe Bradley	1945-49	120
29. Nick Sidorakis	2007-11	119
30. Jeffrey Carroll	2014-18	118
Obi Muonelo	2006-10	118
Bob Kurland	1942-46	118
33. Isaac Likekele	2018-22	114
Royce Jeffries	1986-90	114
35. Terrence Crawford	2000-05	113
36. Bryce Thompson	2021-25	112
Alex Webber	1996-00	112

OSU Career Leaders // Points

Player	Years	GP	Points
1. Byron Houston	1988-92	127	2,379
2. Bryant Reeves	1991-95	136	2,367
3. Adrian Peterson	1995-99	122	1,866
4. Le'Bryan Nash	2011-15	126	1,839
5. James Anderson	2007-10	101	1,811
6. Phil Forte	2012-17	135	1,746
7. Desmond Mason	1996-00	129	1,702
8. Bob Kurland	1942-46	118	1,669
9. Markel Brown	2010-14	134	1,655
10. Keiton Page	2008-12	134	1,651
11. Matt Clark	1978-83	110	1,542
12. Randy Rutherford	1992-95	99	1,541
13. Ivan McFarlin	2001-05	132	1,526
14. Ronnie Daniel	1973-77	105	1,519
15. Leroy Combs	1979-83	99	1,434
16. Olus Holder	1974-78	103	1,428
17. Jeffrey Carroll	2014-18	118	1,416
18. Byron Eaton	2005-09	136	1,407
19. Obi Muonelo	2006-10	118	1,378
Bob Mattick	1951-54	83	1,378
21. JamesOn Curry	2004-07	101	1,363
22. Corey Williams	1988-92	128	1,320
23. Terrel Harris	2005-09	134	1,319
24. Bryce Thompson	2021-25	112	1,304

OSU Career Leaders // Games Started

Player	Years	GP	3FGM
1. Phil Forte III	2012-17	135	329
2. Keiton Page	2008-12	134	299
3. Randy Rutherford	1992-95	99	279
4. Thomas Dziagwa	2016-20	125	251
5. Obi Muonelo	2006-10	118	245
6. Adrian Peterson	1995-99	122	228
7. James Anderson	2007-10	101	225
8. JamesOn Curry	2004-07	101	197
9. Jeffrey Carroll	2014-18	118	183
10. Joe Adkins	1996-00	128	182
11. Lindy Waters III	2016-20	121	177
12. John Lucas	2003-05	126	175
13. Brooks Thompson	1992-94	123	170
14. Terrel Harris	2005-09	134	153
15. Bryce Thompson	2021-25	112	151

OSU Season Bests // Total Steals

Player	Years	Class	STL
1. Brooks Thompson	1993-94	Sr.	99
Marcus Smart	2012-13	Fr.	99
3. Marcus Smart	2013-14	So.	89
4. Cornell Hatcher	1991-92	Sr.	86
5. Andre Owens	1994-95	Jr.	79
6. Byron Eaton	2008-09	Sr.	77
7. Tony Allen	2003-04	Sr.	72
8. Brooks Thompson	1992-93	Jr.	70
9. Richard Dumas	1988-89	So.	69
Randy Rutherford	1994-95	Sr.	69
Byron Eaton	2007-08	Jr.	69
12. Byron Eaton	2005-06	Fr.	67
13. John Starks	1987-88	Sr.	66
14. Anthony Hickey	2014-15	Sr.	64
15. Arturo Dean	2024-25	Jr.	63
Victor Williams	2002-03	R-Sr.	63
17. Tony Allen	2002-03	Jr.	62
Marcus Dove	2007-08	R-Sr.	62
19. Matt Clark	1982-83	R-Sr.	61
Maurice Baker	2000-01	Jr.	61
Terrel Harris	2008-09	Sr.	61

OSU Season Bests // Steals Per Game

Player	Years	Class	SPG
1. Marcus Smart	2012-13	Fr.	3.00
2. Brooks Thompson	1993-94	Sr.	2.91
3. Marcus Smart	2013-14	So.	2.87
4. Richard Dumas	1988-89	So.	2.46
5. Brooks Thompson	1992-93	Jr.	2.41
6. Cornell Hatcher	1991-92	Sr.	2.39
7. Arturo Dean	2024-25	Jr.	2.25
8. Byron Eaton	2008-09	Sr.	2.20
John Starks	1987-88	Sr.	2.20
10. Andre Owens	1995-96	Sr.	2.15

OSU Season Bests // Total Steals (Big 12 Only)

Player	Years	Class	STL
1. Marcus Smart	2013	Fr.	58
2. Marcus Smart	2014	So.	41
3. Arturo Dean	2025	Jr.	40
4. Tony Allen	2004	Sr.	35
5. Anthony Hickey	2015	Sr.	35

OSU Season Bests // Steals Per Game (Big 12 Only)

Player	Years	Class	SPG
1. Marcus Smart	2013	Fr.	3.22
2. Arturo Dean	2025	Jr.	2.35
3. Marcus Smart	2014	So.	2.28
4. Tony Allen	2004	Sr.	2.19
5. Anthony Hickey	2015	Sr.	1.94

OSU Team Season Bests // Steals Per Game

Season	Games	Steals	SPG
1. 1988-89	30	271	9.03
2. 2002-03	32	286	8.94
3. 2024-25	29	255	8.79
4. 1997-98	29	249	8.59
5. 1995-96	27	231	8.56

OSU Team Season Bests // Steals Per Game (Big 12 Only)

Season (Big 12 Rank)	Games	Steals	SPG
1. 2025	18	151	8.39
2. 2001 (3rd)	16	131	8.19
3. 1999 (5th)	16	123	7.69
4. 2013 (1st)	18	123	6.83
5. 2013 (2nd)	18	137	7.61

Head Coach Steve Lutz



STEVE LUTZ

Head Coach | 1st Year | Texas Lutheran '95

**"The time is now.
It's time to win."**

Steve Lutz was named Oklahoma State's 21st head men's basketball coach on Apr. 1, 2024 and, three days later, closed his introductory press conference with that bold proclamation.

Lutz has reason to be confident, having reached the NCAA tournament in each of his first three seasons as a head coach while leading rapid rebuilds at Western Kentucky (2023-24) and Texas A&M Corpus Christi (2021-23). His teams posted a combined 69-35 record, including a perfect 8-0 mark in conference tournament play.

Prior to that, the rising star spent 25 years learning the craft under four different national coach of the year winners, including Creighton's **Greg McDermott** (2010-17) and Purdue's **Matt Painter** (2017-21), who is himself a member of the famous **Henry Iba/Eddie Sutton** coaching tree, having played for and succeeded former Sutton protege **Gene Keady** in West Lafayette.

Lutz-led squads are known for playing hard and fast. WKU led the nation in adjusted tempo (75.1 possessions) in 2023-24 and had Conference USA's top scoring attack (80.6). The Hilltoppers finished 22-12 and punched their first NCAA tournament ticket since 2013 after winning their first ever CUSA tournament title.

Leading scorer **Don McHenry** (15.1 ppg) earned First Team All-CUSA status and conference sixth-man of the year **Rodney Howard** was one of four other Hilltoppers to earn honorable mention.

A class act, on and off the court, Lutz was also a finalist for the second straight year for the Skip Prosser Man of the Year Award, given to the head coach who achieves success while displaying strong moral character.

PERSONAL

Born: Oct. 25, 1973 (Age 52)
Hometown: San Antonio, Texas
College: Texas Lutheran '95 / Incarnate Word '97
Wife: Shannon
Children: Caroline, McKenna & Jackson

BY THE NUMBERS

3 Seasons as a Head Coach
3 NCAA Tournament Bids ('22, '23, '24)
3 Conference Tourney Titles ('22, '23, '24)
1 Conference Reg. Season Title (2023 SLC)
9 All-Conference Selections

COACHING HONORS

2x Skip Prosser Man of the Year finalist ('23, '24)
2023 Southland Conference Coach of the Year
2023 NABC District 22 Coach of the Year
2022 Joe B. Hall Award Finalist

AS AN ASSISTANT COACH

2017-21 Purdue (Matt Painter)
2010-17 Creighton (Greg McDermott)
2006-10 SMU (Matt Doherty)
2000-06 Stephen F. Austin (Danny Kaspar)
1999-00 Garden City (Kan.) CC (Jeremy Cox)
1995-99 Incarnate Word (Danny Kaspar)

PLAYING CAREER

1992-95 Texas Lutheran
1991-92 Ranger Junior College

Lutz worked similar magic in Corpus Christi with back-to-back bids, ending a 15-year NCAA drought and a run of four straight losing seasons.

The Islanders were one of the nation's most-improved teams in 2021-22, jumping from 5-19 to 23-12 with help from a dozen new transfers and an aggressive, opportunistic defense that ranked among the NCAA leaders in steals (8.5)

and forced turnovers (14th, 16.5). Lutz was on the shortlist of candidates for the 2022 Joe B. Hall Award (given to the nation's top first-year head coach) after guiding his team to the Southland Conference tournament title as a No. 4 seed.

A&M-Corpus Christi took another step forward in 2022-23, finishing 24-11 (14-4) while pacing the league in both offensive and defensive efficiency. Lutz was a slam dunk choice for conference coach of the year after winning the school's first SLC regular season title since 2007. The Islanders successfully defended their SLC tournament crown, then downed SEMO in the First Four for the program's first-ever win at the Big Dance.

Senior point guard **Terrion Murdix** – the SLC's 2023 Defensive Player of the Year – averaged 15.7 points and led league in assists (5.4), assist-to-turnover ratio (2.47) and steals (2.3). He was joined on the All-SLC first team by 6-5 forward **Isaac Mushila** (14.5 ppg, league-best 9.9 rpg).

Including his time as an assistant at Creighton (2010-17) and Purdue (2017-21), Lutz has coached in seven straight NCAA tournaments, highlighted by Sweet 16 and Elite Eight runs with Boilermakers in 2018 and 2019. He helped Creighton to four trips in seven seasons during a successful transition from the Missouri Valley to the BIG EAST.

Along the way, Lutz had a hand in the development of two national players of the year in Creighton's **Doug McDermott** (2014) and Purdue's **Zach Edey** (2023 & 2024), whom he helped recruit to West Lafayette prior to his final season.

Lutz's 2023-24 WKU Team, By the Numbers:

##	Category	
75.3	Adjusted Tempo (KenPom)	NCAA Leader
21.1	Transition Possessions	NCAA Leader
14.6	Seconds / Offensive Possession	NCAA No. 4
80.2	Scoring Offense	CUSA Leader

LUTZ YEAR-BY-YEAR RECORDS

Career Record: 83-50 (4th Season) • **At Oklahoma State:** 14-15 (1st Season)

Season		Overall	Pct.	Conference	Conference Tournament	Postseason
2021-22	A&M-Corpus Christi	23-12	.657	7-7 Southland (4th)	3-0, Champion	0-1, NCAA First Four
2022-23	A&M-Corpus Christi	24-11	.686	14-4 Southland (1st)	2-0, Champion	1-1, NCAA First Round
2023-24	Western Kentucky	22-12	.647	8-8 Conference USA (3rd)	3-0, Champion	0-1, NCAA First Round
2024-25	Oklahoma State	14-15	.483	6-12 Big 12	---	---

Cowboy Basketball Tradition

NOTING THE PROGRAM

- Cowboy Basketball enjoys a rich history with two national championships (1945 & 1946) and five representatives in the Naismith Memorial Basketball Hall of Fame.
- OSU was the first Division I men's basketball program to win back-to-back national titles. Then known as the Aggies of Oklahoma A&M, they defeated NYU, 49-45, in the 1945 NCAA tournament title game and downed North Carolina, 43-40, for the 1946 crown. Both games were played at Madison Square Garden.
- Cowboy teams have been to six NCAA Final Fours and 11 regional finals.

Naismith Hall of Famers with OSU Ties:

Bob Kurland	Enshrined in 1961
Mr. Henry Iba	Enshrined in 1969
Don Haskins	Enshrined in 1997
Bill Self	Enshrined in 2017
Eddie Sutton	Enshrined in 2020

College Basketball Hall of Famers with OSU Ties:

Don Haskins	Inducted in 2006
Mr. Henry Iba	Inducted in 2006
Bob Kurland	Inducted in 2006
Eddie Sutton	Inducted in 2011
Jack Hartman	Class of 2024

- Mr. Henry Iba** was one of college basketball first great head coaches, responsible for pioneering modern concepts such as a patterned, motion offense. He was also the first to incorporate the help principles of zone defense with man-to-man defense. Iba won 752 games over his 40-year career -- the last 36 of which came in Stillwater -- and also coached the United States to gold medals at the 1964 and 1968 Olympics.
- A three-time All-American from 1943-46 and the Most Outstanding Player on each of OSU's national title winners, **Bob Kurland** has not only left his mark in college basketball's record book but also its rule book. One of the game's first 7-footers was known to routinely leap up and grab opponent shots before they hit the rim, leading the creation of the goaltending rule.
- Kurland is also credited with college basketball's first dunk during a 1944 road game at Temple. *"The ball happened to be under the basket. I got it up and stuffed it in. That started it, I guess,"* he told the Orlando Sentinel in 2012. *"It was an unintentional accident. It wasn't planned, just a spontaneous play in Philadelphia."*
- Eddie Sutton** played and coached under Iba in the 1950s and returned in 1990 to lead OSU back to national prominence with Final Fours in 1994 and 2005.
- Before he coached Texas Western to the 1967 national title and inspired the motion picture *Glory Road*, **Don Haskins** played for Iba at OSU. The 1952 graduate lettered three years for the Aggies and played on two NCAA semifinalists.
- Kansas head coach **Bill Self** played four years at OSU (1981-85) and spent seven years as an OSU assistant under Sutton (1986-93) before landing his first head coaching job at ORU.
- The late **Jack Hartman**, a 1950 OSU graduate and former Iba assistant, will be inducted into the Collegiate Basketball Hall of Fame later this year.

GALLAGHER-IBA ARENA

- Gallagher-Iba Arena enters its **87th** season in 2024-25 and is still considered one of the finest collegiate basketball venues in the country.
- The Cowboys are **871-267** there all-time, including a **303-93** mark since the building's 2000 expansion and renovation.
- OSU is **456-60** (.884) all-time in non-conference regular season games inside GIA.
- Known as the Madison Square Garden of the Plains, the venue can be described with just a single word -- historic.
- Despite doubling the size of the facility prior to the 2000-01 season, the arena still provides an up-close view from any seat in the house, helping to give the Cowboys a tremendous home-court advantage.
- The arena is named for a pair of OSU coaches who are legends in their respective sports.
- Ed Gallagher** coached OSU to 11 national wrestling championships from 1916-40 while compiling a 138-5-4 record in dual matches
- Henry Iba** served as coach and athletic director at Oklahoma State from 1935 to 70, and in those 36 seasons, posted a 655-316 record while guiding the Cowboys to 13 league championships, eight NCAA appearances and the 1945 and 1946 NCAA Championships.

- Two seats are permanently reserved for Gallagher (who passed away in 1940) and Iba (1993) in the southeast corner of the arena on the concourse level.
- Along with the expansion of the historic arena, the OSU Athletics Center has many features:
- A total of **14** luxury suites stretch across the west side of the facility.
- Banners honoring Oklahoma State's **53** NCAA championships across all sports are hung from the rafters.
- The pride of OSU athletic triumphs are also illustrated in photographic and trophy displays in Heritage Hall, a museum dedicated to athletic and academic excellence at OSU.
- Even after two major construction projects, today's players still compete on the gym's original white maple floor, which was the country's most expensive when it was installed. On Jan. 15, 2005, it was officially renamed **Eddie Sutton Court**.
- The arena was built in 1938 at a cost of \$1.5 million. National powers Oklahoma State and Kansas opened the facility on Dec. 9 in a game that matched coaching legends Iba and Phog Allen. OSU won the game, 21-15.

COWBOY BASKETBALL

By the Numbers

116	Men's basketball seasons at OSU
101	Age of iconic mascot, Pistol Pete (1923-Present)
87	Seasons at Historic Gallagher-Iba Arena
50	Years under hall of fame coaches Iba and Sutton
42	Postseason tournament appearances
39	NCAA tournament victories
38	20-Win seasons
37	NBA Draft picks
34	All-America selections
30	Rows (and more than 120 feet) to the top of GIA
29	NCAA tournament appearances
23	Conference championships
17	First Team All-America picks
16	Times OSU has led the nation in scoring defense
12	Undefeated seasons at GIA
11	NCAA regional finals
10	U.S. Olympians
9	Two-time All-Americans
8	Square footage, to the nearest thousand, of GIA's original white maple floor
7	Legendary center Bob Kurland's height, in feet
6	Final Fours
5	Big 12 Players of the Year
4	College Basketball Hall of Famers with OSU ties
3	Walking distance, in minutes, from GIA to Eskimo Joes
2	National Championships
1	Oklahoma State



Game Notes

PRO POKES

- Three former Cowboys are on NBA rosters:



Cade Cunningham (2020-21) – Pistons

- Cunningham earned his first NBA All-Star nod, becoming the first former Cowboy since John Starks (1994) to appear in the league's mid-season showcase.
- The first overall pick in the 2021 NBA Draft made the NBA's all-rookie team in his first go-around but battled injuries in each of the next two seasons. He's bounced back in year No. 4, averaging a career-best 25.0 points and 9.3 assists through the first 47 games.
- During his lone season in Stillwater, Cunningham was the 2021 Big 12 player of the year, national freshman of the year and a consensus first team All-American. He averaged 20.1 points while leading OSU to the second round of the NCAA tournament.
- Cunningham cemented himself as the Pistons' franchise cornerstone in the summer of 2024, signing a five-year rookie max extension, reportedly worth \$224 million.



Marcus Smart (2012-14) – Wizards

- A February trade sent Smart from Memphis (where he had played the past one and a half seasons) to Washington. The 11th-year pro is the first Cowboy to reach \$100 million in career earnings. He was the 2022 NBA Defensive Player of the Year during a nine-year run with the Boston Celtics.



Lindy Waters III (2016-20) – Pistons

- Waters left OSU in 2020, just as Cade Cunningham was arriving, but the pair will have an opportunity to team up during the second half of the 2024-25 season after a February trade sent Waters from the Warriors to the Pistons.
- Waters joined the Warriors as part of 2024 draft day trade. Prior to it, the three-point specialist had spent three seasons with the OKC Thunder organization, helping the OKC Blue to a 2024 G-League title and the big club to a No. 1 seed in the Western Conference.
- Waters shined off the court, as well. In January, he was inducted into the North American Indigenous Athletic Hall of Fame, and in March, he was named a finalist for the 2023-24 NBA Social Justice Champion Award.

Other Former Cowboys Playing Professionally

Courtesy of Eurobasket; As of Nov. 3, 2024

Player (Years at OSU) -- Club (Country)

Anthony Allen (2014-16) -- Los Mochis (Mexico)
James Anderson (2007-10) -- Al-Ula (Saudi Arabia)*
Caleb Asberry (2022-23) -- BK Redstone (Czech Rep)*
Markel Brown (2010-14) -- Trieste (Italy-Serie A)*
Jeffrey Carroll (2014-18) -- Helsinki (Finland)*
Michael Cobbins (2010-15) -- Brescia (Italy-Serie A)
Marcus Dove (2004-08) -- Tokyo United (Japan-B3)
Jawun Evans (2015-17) Legia Warszawa (Poland)*
Leyton Hammonds (2013-17) BC Dubai (UAE)*
Anthony Hickey (2015) -- Udine (Italy-Serie A2)*
Isaac Likekele (2018-22) -- Kouvolat (Finland)*
Mike Marsh (2023-24) -- Pully (Switzerland-SBL)*
Cameron McGriff (2016-20) -- Indios de Mayaguez (Puerto Rico)
Le'Bryan Nash (2011-15) -- Simba Bogar (Indonesia)
Chris Olivier (2015-16) Tokushima (Japan-B3)*
Yankuba Sima (2017-18) -- Unicaja (Spain)*
Kendall Smith (2017-18) -- Panionios (Greece)*
John-Michael Wright (2022-24) -- BK Redstone (Czech Rep.)*

Grizzlies to Retire Tony Allen's No. 9

- The Memphis Grizzlies plan to retire former Cowboy **Tony Allen's** jersey on March 15, 2024. "The Grindfather" will be just the third player in franchise history to receive that honor. He helped the Grizzlies to seven straight NBA playoff appearances from 2010-17 including a trip to the 2013 Western Conference Finals.
- Allen scored over 1,000 points in two seasons at OSU (2002-04) and was leading scorer on the Cowboys' 2004 Final Four squad.

FUTURE POKES

Cowboys Add Two in Fall Signing Period

- A big bruiser with a soft touch and one of the nation's deadliest three-point shooters are the first two members of Oklahoma State's 2025 men's basketball recruiting class.
- Head coach **Steve Lutz** announced the signing of high school seniors **Mekhi Ragland** and **Ryan Crotty** to National Letters of Intent on Wednesday, Nov. 13. Both will join the team as freshmen for the 2025-26 school year.

###

Ryan Crotty | 6-5 | Guard

Holly Springs, N.C. | Miller School (Va.)

- Crotty is a consensus four-star recruit ranked as high as No. 76 in the Class of 2025 by 247Sports.
- Last year the 6-foot-5 shooting guard set Virginia's high school single-season record with 142 three-pointers (4.06 per game) on nearly 46% accuracy and led his team to a VISAA Division II state championship. He also averaged 18.5 points and 5.6 rebounds while earning first team all-state honors.

Lutz on Crotty: "Ryan is a tireless worker who puts team goals ahead of his own. Last year he set Virginia's high school three-point record, but what most impressed me was the way that he did it – within the flow of the offense for a state championship team. He's been well-coached and has a real understanding of spacing and how to get himself open. Combine that with his size and a quick release, and you can see why he's become one of the nation's elite shooters. He's also a wonderful person and student. We're glad he's decided to join us for his next chapter."

###

Mekhi Ragland | 6-10 | Forward

Liburn, Ga. | Sunrise Christian Academy (Kan.)

- The No. 123 prospect in the Class of 2025, per On3, Ragland is playing his senior year at Kansas-based Sunrise Christian Academy, competing with some of the nation's elite high school programs in the EYBL Scholastic league (formerly NIBC).
- Originally from New Jersey, Ragland has spent the past two years living in the Atlanta area. He was named to the Georgia Coaches Association's Class 7A All-Star Team following his junior season at Berkmar High School and made the Atlanta Tipoff Club's 2023-24 All-Metro Team.

Lutz on Ragland: "We always want to play through our big men, and Mekhi gives us that ability. He's a strong and physical post presence who has an outstanding feel for the game, particularly as a passer. He has good hands, quick feet and a shooting touch that extends all the way out to the perimeter. Mekhi will benefit from a year with Coach Lindsted and the staff at Sunrise Christian Academy, and I'm excited to watch his continued progress. He's a great kid with a bright future, and I'm glad it's with us."

National Rankings & Leaderboards

NET RANKINGS

OKLAHOMA STATE TEAM SHEET

As of Mar. 3, 2025

Quadrant 1 1-11

H: 1-30 • N: 1-50 • A: 1-75

Dec. 30	Houston	3	L, 47-60
Jan. 4	at West Virginia	48	L, 50-69
Jan. 11	at Utah	64	L, 62-83
Jan. 14	at BYU	26	L, 69-85
Jan. 21	Arizona	10	L, 78-92
Jan. 26	at Texas Tech	7	L, 54-64
Feb. 4	at Houston	3	L, 63-72
Feb. 12	at TCU	70	L, 72-73
Feb. 15	Texas Tech	7	L, 55-93
Feb. 22	at Kansas	20	L, 64-96
Feb. 25	Iowa St.	9	W, 74-68
Mar. 1	at Baylor	32	L, 61-71

Quadrant 2 2-3

H: 31-75 • N: 51-100 • A: 76-135

Nov. 24	vs. Nevada	71	L, 78-90
Dec. 14	vs. Oklahoma	53	L, 65-80
Jan. 29	at Kansas St.	82	L, 57-85
Feb. 1	Utah	64	W, 81-72
Feb. 9	Arizona St.	65	W, 86-73
Mar. 5	at UCF	81	-
Mar. 8	Cincinnati	40	-

Quadrant 3 5-1

H: 76-160 • N: 101-200 • A: 136-240

Nov. 10	St. Thomas MN	117	W, 80-71
Nov. 21	vs. Florida Atlantic	110	L, 78-86
Dec. 8	at Seton Hall	201	W, 85-76
Jan. 7	Kansas St.	82	W, 79-66
Jan. 18	Colorado	100	W, 83-73
Feb. 19	UCF	81	W, 104-95

Quadrant 4 6-0

H: 161-362 • N: 201-362 • A: 241-362

Nov. 4	Green Bay	334	W, 89-76
Nov. 14	Southern Illinois	197	W, 85-78
Nov. 22	vs. Miami	223	W, 80-74
Dec. 4	at Tulsa	282	W, 76-55
Dec. 18	Tarleton St.	302	W, 66-61
Dec. 22	Oral Roberts	332	W, 86-74

BIG 12 IN THE NET RANKINGS

(As of Mar. 3, 2025)

NET	Team	W-L	Big 12	WAB
3	Houston	25-4	17-1	7.48
7	Texas Tech	22-7	13-5	3.67
9	Iowa St.	22-7	12-6	4.06
10	Arizona	19-10	13-5	3.12
20	Kansas	19-10	10-8	2.26
26	BYU	21-8	12-6	2.04
32	Baylor	16-12	9-9	0.76
40	Cincinnati	17-12	7-11	-1.02
48	West Virginia	17-12	8-10	0.73
64	Utah	16-13	8-10	-2.31
65	Arizona St.	13-16	4-14	-3.16
70	TCU	16-13	9-9	-0.95
81	UCF	15-14	6-12	-2.78
82	Kansas St.	14-15	8-10	-3.85
96	Oklahoma St.	14-15	6-12	-3.94
100	Colorado	11-18	2-16	-6.27

OSU ON THE LEADERBOARDS (as of Mar. 3, 2025)

Team Statistics	NCAA	B12	Tot.	Big 12 Leader(s)	NCAA Leader(s)
Free Throws Made Per Game (355 ranked)	10	1	17.8	Oklahoma St. 17.8	South Dakota 20
Bench Points per game (355 ranked)	12	1	31.07	Oklahoma St. 31.07	Southern U. 39.64
Free Throw Attempts Per Game (355 ranked)	12	1	24.6	Oklahoma St. 24.6	Winthrop 29
Steals Per Game (355 ranked)	28	2	8.8	Iowa St. 9.2	Abilene Christian 10.4
Turnovers Forced Per Game (355 ranked)	30	2	14.66	Iowa St. 15.21	Tarleton St. 17
Fastbreak Points (355 ranked)	44	2	13.17	Arizona 14.55	Milwaukee 17.97
Turnover Margin (355 ranked)	123	9	1.1	Houston 4.5	UC San Diego 7.5
Rebounds (Offensive) Per Game (355 ranked)	130	8	11.21	Arizona/Baylor 12.69	Texas A&M 15.86
Free Throw Percentage (355 ranked)	168	9	72.4	Arizona 78	Wisconsin 83.3
Rebound Margin (355 ranked)	179	11	1	Arizona 7.8	Saint Mary's (CA) 10.2
Rebounds Per Game (355 ranked)	200	11	34.93	Arizona 40.34	Alabama 43.69
Winning Percentage (354 ranked)	210	13	48.3	Houston 86.2	Auburn 93.1
Scoring Offense (355 ranked)	219	11	72.7	Arizona 81.1	Alabama 91
Blocks Per Game (355 ranked)	256	16	2.8	Kansas 4.8	UConn 6.6
Rebounds (Defensive) Per Game (355 ranked)	263	12	23.72	Kansas 28.31	Alabama 30.31
Assists Per Game (355 ranked)	266	15	12.4	Utah 18	Gonzaga 19.8
Three Point Attempts Per Game (355 ranked)	272	14	20.4	BYU 28.6	North Florida 35.8
Three Point Percentage Defense (355 ranked)	292	16	35.4	West Virginia 29.3	Liberty 27.7
Scoring Defense (355 ranked)	295	15	76.2	Houston 58	Houston 58
Scoring Margin (355 ranked)	295	16	-3.6	Houston 16.8	Duke 22
Field Goal Percentage (355 ranked)	297	13	42.5	BYU 48.8	Northern Colo. 51.3
Three Point Percentage (355 ranked)	301	14	31.6	Houston 39.8	Bradley 41
Field Goal Percentage Defense (355 ranked)	308	16	46.2	Houston 38.2	San Diego St. 37.4
Three Pointers Per Game (355 ranked)	310	15	6.4	BYU 10.7	North Florida 12.8
Effective FG pct (355 ranked)	312	15	0.482	BYU 0.578	Cornell 0.587
Assist/Turnover Ratio (355 ranked)	314	16	0.92	Texas Tech 1.58	Gonzaga 2.05
Turnovers Per Game (355 ranked)	314	15	13.6	Houston 9.4	UC San Diego 8.8
Fouls Per Game (355 ranked)	346	16	19.8	Cincinnati 13.7	CCSU/Creighton 11

Individual Statistics	Player	NCAA	B12	Tot.	Big 12 Leader(s)
Assist/Turnover Ratio (350 ranked)	Arturo Dean	256	18	1.58	Milos Uzan, Houston 3.3
Assists (338 ranked)	Arturo Dean	338	21	87	Elijah Hawkins, Texas Tech 172
Assists Per Game (349 ranked)	Arturo Dean	323	20	3.1	Elijah Hawkins, Texas Tech 6.4
Blocks (328 ranked)	Abou Ousmane	263	16	27	Moustapha Thiam, UCF 70
Blocks Per Game (349 ranked)	Abou Ousmane	260	16	0.96	Moustapha Thiam, UCF 2.69
Double Doubles (267 ranked)	-	-	-	-	Norchad Omier, Baylor 17
Field Goal Attempts (348 ranked)	-	-	-	-	Caleb Love, Arizona 422
Field Goal Percentage (347 ranked)	-	-	-	-	David N'Guessan, KSU 62.4
Field Goals (346 ranked)	-	-	-	-	Hunter Dickinson, Kansas 200
Free Throw Attempts (348 ranked)	-	-	-	-	Keyshawn Hall, UCF 204
Free Throw Percentage (349 ranked)	Bryce Thompson	151	13	81.7	Emanuel Sharp, Houston 90.7
Free Throws (342 ranked)	Bryce Thompson	342	11	85	Keyshawn Hall, UCF 168
Minutes Per Game (350 ranked)	-	-	-	-	Alston Mason, ASU
Points (349 ranked)	-	-	-	-	Keyshawn Hall, UCF 548
Points Per Game (986 ranked)	Bryce Thompson	577	22	12.6	Keyshawn Hall, UCF 18.9
	Abou Ousmane	634	27	12.1	
	Marchelus Avery	696	31	11.8	
Rebounds (344 ranked)	-	-	-	-	Norchad Omier, Baylor 303
Rebounds (Defensive) Per Game (350 ranked)	-	-	-	-	Hunter Dickinson, Kansas 7.14
Rebounds (Offensive) Per Game (350 ranked)	-	-	-	-	Norchad Omier, Baylor 3.86
Rebounds Per Game (350 ranked)	-	-	-	-	Norchad Omier, Baylor 10.4
Steals (342 ranked)	Arturo Dean	24	2	63	Darius Johnson, UCF 65
Steals Per Game (350 ranked)	Arturo Dean	19	1	2.25	Arturo Dean, OSU 2.25
Three Point Attempts (345 ranked)	Marchelus Avery	345	13	149	Gabe Madsen, Utah 263
Three Point Percentage (116 ranked)	-	-	-	-	LJ Cryer, Houston 41.3
Three Pointers Per Game (350 ranked)	-	-	-	-	Hausen(KSU)/G. 2.97
Total 3-point FGM (343 ranked)	-	-	-	-	Hausen(KSU)/G. 86
Triple Doubles (3 ranked)	-	-	-	-	-

Leaderboards are updated daily throughout the season at stats.ncaa.org

For averages, players must have competed in at least 75% of his team's games.

Other minimums also apply: FG% (5.0 FGM/game), 3Pt% (2.5 3FGM/game), FT% (2.5 FTM/game), A:TO Ratio (3.0 APG)

2024-25 Schedule / Results

Game Records

	Overall	Home	Away	Neutral
All Games	14-15	11-3	2-9	1-3
Big 12	6-12	6-3	0-9	-
Big 12 Tournament	-	-	-	-
Non-Conference	8-3	5-0	2-0	1-3
vs. AP Top-25	1-5	1-2	0-2	0-1

Results

	AP/Co	W/L	Score	Leading Scorer(s)	Leading Rebounder(s)	Attend.
Nov. 4	-/-	W	89-76	22 -- Bryce Thompson	8 -- Abou Ousmane	7,251
Nov. 10	-/-	W	80-71	23 -- Marchelus Avery	9 -- Arturo Dean	5,447
Nov. 14	-/-	W	85-78	18 -- Brandon Newman / Abou Ousmane	4 -- Avery, Davis, Ousmane, Thompson	5,804

Shriners Children's Charleston Classic (Charleston, S.C. / TD Arena)

Nov. 21	vs St. Bonaventure	L	78-86	16 -- Khalil Brantley / Robert Jennings	11 -- Robert Jennings	1,818
Nov. 22	vs Miami	W	80-74	17 -- Bryce Thompson	8 -- Marchelus Avery	1,936
Nov. 24	vs Nevada	L	78-90	15 -- Marchelus Avery	6 -- Abou Ousmane	2,063

Dec. 4	at Tulsa	W	76-55	15 -- Bryce Thompson	8 -- Devo Davis	4,590
Dec. 8	at Seton Hall %	W	85-76	14 -- Robert Jennings / Jamyron Keller	4 -- Avery, Jennings, Newman	8,791

Oklahoma Oil & Natural Gas Bedlam Rivalry (Oklahoma City / Paycom Center)

Nov 16	vs. Oklahoma	L	65-80	19 -- Marchelus Avery	6 -- Marchelus Avery	10,300
Dec. 18	TARLETON STATE	W	66-61	18 -- Marchelus Avery	10 -- Marchelus Avery	5,188
Dec. 22	ORAL ROBERTS	W	86-74	19 -- Abou Ousmane	7 -- Abou Ousmane	6,349
Dec. 31	HOUSTON *	L	47-60	12 -- Brandon Newman	8 -- Khalil Brantley	7,365
Jan. 3	at West Virginia *	L	50-69	15 -- Marchelus Avery	11 -- Abou Ousmane	11,753
Jan. 6	KANSAS STATE *	W	79-66	27 -- Abou Ousmane	5 -- Abou Ousmane	5,540
Jan. 9	at Utah *	L	62-83	16 -- Bryce Thompson	6 -- Marchelus Avery	7,922
Jan. 13	at BYU *	L	69-85	15 -- Jamyron Keller / Bryce Thompson	7 -- Abou Ousmane	16,457
Jan. 16	COLORADO *	W	83-73	15 -- Marchelus Avery / Bryce Thompson	7 -- Marchelus Avery	7,247
Jan. 20	ARIZONA *	L	78-92	21 -- Marchelus Avery / Bryce Thompson	6 -- Abou Ousmane	6,355
Jan. 23	at Texas Tech *	L	54-64	17 -- Bryce Thompson	10 -- Abou Ousmane	13,794
Jan. 27	at Kansas State *	L	57-85	22 -- Marchelus Avery	5 -- Jamyron Keller	8,542
Jan. 30	UTAH *	W	81-72	20 -- Bryce Thompson	8 -- Abou Ousmane	7,040
Feb. 3	at Houston *	L	63-72	16 -- Abou Ousmane	4 -- Abou Ousmane	7,035
Feb. 6	ARIZONA STATE *	W	86-73	14 -- Jamyron Keller	8 -- Brandon Newman	5,639
Feb. 10	at TCU *	L	72-73	17 -- Bryce Thompson	7 -- Abou Ousmane	5,424
Feb. 17	TEXAS TECH *	L	55-93	13 -- Marchelus Avery	5 -- Marchelus Avery	7,702
Feb. 21	UCF *	W	104-95	25 -- Bryce Thompson	7 -- Arturo Dean	5,122
Feb. 24	at Kansas *	L	64-96	21 -- Bryce Thompson	4 -- Connor Dow, J. Keller, B. Thompson	15,300
Feb. 28	IOWA STATE *	W	74-68	25 -- Abou Ousmane	7 -- Robert Jennings	5,903
Mar. 2	at Baylor *	L	61-71	19 -- Bryce Thompson	6 -- Abou Ousmane	7,500
Mar. 5	at UCF *	-	-	-	-	-
Mar. 9	CINCINNATI *	-	-	-	-	-

Phillips 66 Big 12 Men's Basketball Championship (Kansas City, Mo. / T-Mobile Center)

Mar 11-15	TBD	-	-	-	-	-
-----------	-----	---	---	---	---	---

% = Big 12-Big East Battle * = Big 12 Conference Game

Scoring Margins

	1	2	3	4	5	6	7	8	9	10	11	12	13	14	15	16	17	18	19	20-29	30-39	40+	5 or <	<10	10+	20+
Wins	1	2	1	.	4	1	.	1	3	1	.	.	1	8	6	1
Losses	1	1	1	2	.	1	1	1	1	1	.	.	1	4	2	.	1	2	10	4

P-R-A / Participation

Points-Rebounds-Assists

			0	1	2	4	5	6	7	13	14	19	24	25	33	34	35	23	55
			AVERY	THOMPSON	DEAN	DAVIS	BRANTLEY	NEWMAN	COLE	DOW	KELLER	VUKOVIC	SUEMNICK	JENNINGS	OUSMANE	CARON	BOBIK	KELVIN	SMITH
Date	Opponent	Result																	
Nov. 4	GREEN BAY	W 89-76	10-5-0	22-5-1	8-7-3	10-2-0	9-3-4	2-3-2	---	0-1-0	2-0-2	---	2-2-0	8-3-0	16-8-1	---	---	---	---
Nov. 10	ST. THOMAS	W 80-71	23-3-1	11-2-3	4-9-5	1-1-0	8-5-3	6-6-1	---	3-0-0	5-1-0	---	11-1-1	8-3-0	---	---	---	---	---
Nov. 14	SOUTHERN ILL.	W 85-78	11-4-4	10-4-1	6-2-5	7-4-1	6-2-3	18-0-0	---	---	4-2-1	---	2-2-0	3-3-0	18-4-4	---	---	---	---
Nov. 21	vs. Fla. Atlantic	L 78-86	6-7-1	6-2-1	3-3-4	8-3-2	16-4-3	9-10-0	---	0-0-0	7-3-2	---	0-0-0	16-11-0	7-3-0	---	---	---	---
Nov. 22	vs. Miami	W 80-74	15-8-1	17-3-2	8-0-0	3-1-3	8-2-2	9-1-1	---	---	2-1-0	---	4-3-0	6-2-0	8-5-2	---	---	---	---
Nov. 24	vs. Nevada	L 78-90	15-3-1	7-5-2	13-4-1	0-0-0	9-3-3	4-1-1	---	---	5-0-0	---	3-2-0	11-3-0	11-6-0	---	---	---	---
Dec. 4	at Tulsa	W 76-55	11-6-2	15-1-4	8-2-4	4-8-2	4-0-1	11-3-0	0-0-0	0-1-2	2-2-1	1-0-0	1-0-0	4-5-1	13-7-1	2-0-0	0-0-0	---	---
Dec. 8	at Seton Hall	W 85-76	6-4-3	2-1-1	11-1-3	0-2-1	9-3-8	13-4-1	---	0-0-0	14-2-3	---	3-2-1	14-4-0	13-3-0	---	---	---	---
Dec. 14	vs. Oklahoma	L 65-80	19-6-2	2-0-1	11-0-2	0-2-1	8-4-1	6-2-0	---	---	5-3-0	---	1-5-0	4-4-0	9-4-1	---	---	---	---
Dec. 18	TARLETON ST.	W 66-61	18-10-0	10-7-1	5-1-3	2-2-1	8-2-2	2-2-0	---	---	10-2-3	2-0-0	0-1-0	1-3-0	8-7-3	---	---	---	---
Dec. 22	ORAL ROBERTS	W 86-74	9-6-3	14-1-0	4-2-3	2-4-0	10-4-1	3-3-0	---	---	10-3-1	6-1-0	---	9-5-1	19-7-0	---	---	---	---
Dec. 30	HOUSTON*	L 47-60	5-3-1	0-1-1	9-4-1	0-0-0	0-8-4	12-4-0	---	---	4-0-0	---	2-1-0	10-5-0	5-6-0	---	---	---	---
Jan. 4	at West Virginia*	L 50-69	15-5-1	7-2-0	6-4-0	0-1-0	2-2-1	0-2-1	---	---	0-2-2	---	3-3-0	3-4-0	14-11-0	---	---	---	---
Jan. 7	KANSAS ST.*	W 79-66	13-4-0	10-2-3	0-4-3	0-0-0	6-2-5	9-4-1	---	---	7-3-2	---	3-0-0	4-4-1	27-5-0	---	---	---	---
Jan. 11	at Utah*	L 62-83	13-6-1	16-4-3	---	2-1-1	5-4-3	10-3-0	0-0-0	0-0-0	6-5-1	0-2-0	0-3-0	2-4-0	8-5-0	0-0-0	---	---	---
Jan. 14	at BYU*	L 69-85	3-2-3	15-1-0	3-1-4	0-1-1	5-3-1	0-0-1	---	5-1-0	15-1-1	---	3-4-1	4-1-1	13-7-3	3-1-0	---	---	---
Jan. 18	COLORADO*	W 83-73	15-7-0	15-2-2	5-2-3	0-0-3	4-2-1	3-1-1	0-0-0	6-2-0	2-4-0	---	10-4-0	9-4-1	14-5-2	0-0-0	---	---	---
Jan. 21	ARIZONA*	L 78-92	21-3-2	21-3-2	2-0-6	0-0-0	---	12-5-2	---	0-1-0	6-2-0	---	0-2-1	2-0-0	14-6-1	---	---	---	---
Jan. 26	at Texas Tech*	L 54-64	0-3-1	17-3-1	11-1-2	0-0-0	2-0-1	3-4-0	---	---	7-3-3	---	2-0-1	2-3-0	10-10-0	---	---	---	---
Jan. 29	at Kansas St.*	L 57-85	22-4-2	11-1-2	4-2-0	3-0-0	5-3-1	7-3-3	0-0-0	0-1-0	3-5-3	1-2-0	1-3-1	0-0-0	0-3-0	0-0-0	---	---	---
Feb. 1	UTAH*	W 81-72	17-2-0	20-7-2	9-3-7	---	4-1-3	2-0-0	---	3-4-0	3-0-1	---	9-2-0	6-2-0	8-8-0	---	---	---	---
Feb. 4	at Houston*	L 63-72	10-3-3	11-2-4	13-0-4	0-1-2	0-2-0	4-3-0	---	---	5-2-0	---	0-2-0	4-2-0	16-4-1	---	---	---	---
Feb. 9	ARIZONA ST.*	W 86-73	6-2-1	6-3-3	10-3-6	0-1-0	10-5-1	10-8-2	---	2-4-0	14-4-2	---	10-4-0	10-5-1	8-3-0	---	---	---	---
Feb. 12	at TCU*	L 72-73	9-4-0	17-6-3	8-2-5	3-0-0	1-0-2	9-6-0	---	0-2-1	4-2-2	---	0-1-0	6-4-0	15-7-0	---	---	---	---
Feb. 15	TEXAS TECH*	L 55-93	13-5-0	7-0-1	2-3-1	1-1-1	7-1-1	3-4-1	---	0-0-1	0-2-1	2-0-0	2-2-0	7-4-2	8-2-0	3-1-0	---	---	---
Feb. 19	UCF*	W 104-95	10-6-0	25-3-3	16-7-4	0-0-1	15-1-5	4-3-1	---	3-3-0	3-4-3	---	2-3-0	9-5-0	17-2-0	---	---	---	---
Feb. 22	at Kansas*	L 64-96	10-3-2	21-4-2	2-2-3	0-1-1	5-0-0	11-2-0	0-0-0	2-4-0	2-4-1	4-1-0	0-0-0	0-3-0	7-1-1	0-0-0	---	---	---
Feb. 25	IOWA ST.*	W 74-68	10-5-3	11-2-4	14-4-4	---	0-2-3	2-3-1	---	0-0-0	2-1-1	---	6-1-0	4-7-1	25-6-1	---	---	---	---
Mar. 1	at Baylor*	L 61-71	6-4-0	19-4-2	9-4-1	---	6-1-0	4-1-0	DNP	0-0-0	1-3-1	0-0-0	6-5-0	1-1-0	9-6-0	---	---	---	---
Mar. 5	at UCF*																		
Mar. 8	CINCINNATI*																		

#-#-#=Starter * = Big 12 Conference Game ^ = Phillips 66 Big 12 Men's Basketball Championship

2024-25 Starting Lineups / Records

*** Thompson, Dean, Keller, Jennings, Ousmane Record: 6-10, Used Last 14 Games
Thompson, Davis, Brantley, Jennings, Ousmane Record: 4-3, Last Used: Dec. 14 vs. Oklahoma
Thompson, Brantley, Keller, Jennings, Ousmane Record: 2-3, Used Last Game
Thompson, Davis, Brantley, Jennings, Suemnick Record: 1-0, Last Used: Nov. 14 vs. SIU
Thompson, Davis, Brantley, Dow, Jennings Record: 1-0, Last Used: Nov. 10 vs. St. Thomas

2024-25 Participation

	GP	W-L	GS	W-L
Bryce Thompson (Sr.)	29	14-15	29	14-15
Jamyron Keller (Fr.)	29	14-15	20	8-12
Connor Dow (Fr.)	18	8-10	1	1-0
Robert Jennings (Jr.)	29	14-15	29	14-15
Brandon Newman (Gr.)	29	14-15	-	-
Marchelus Avery (5th)	29	14-15	-	-
Abou Ousmane (5th)	28	13-15	27	12-15
Khalil Brantley (Sr.)	28	14-14	14	8-6
Arturo Dean (Jr.)	28	14-14	15	6-9
Patrick Suemnick (Gr.)	28	13-15	1	1-0
Davonte Davis (Gr.)	26	12-14	9	6-3
Andrija Vukovic (Fr.)	8	3-5	-	-
Tyler Caron (Gr.)	7	2-5	-	-
Kirk Cole (Jr.)	5	2-3	-	-
Mikey Kelvin II (R-Sr.)	-	-	-	-
C.J. Smith (So.)	-	-	-	-

OSU Career

GP	Streak	GS	Streak
112	29	107	29
54	42	28	20
45	7	8	-
29	29	29	29
29	29	-	-
29	29	-	-
28	27	27	26
28	10	14	-
28	14	15	14
28	18	1	-
26	-	9	-
8	1	-	-
7	-	-	-
5	-	-	-
-	-	-	-
-	-	-	-

NCAA Career

GP	GS
132	111
54	28
45	8
90	43
151	71
104	19
154	122
122	79
91	73
97	8
158	94
8	0
97	89
14	0
-	-
-	-

Miscellaneous Statistics

Big Games

		Pts Leader		Reb Leader		Ast Leader		Dunks	Fouls	10+ Points			20+ Points			30+ Points			10+ Rebounds			10+ Assists			Double-Doubles		
		24-25	OSU	24-25	OSU	24-25	OSU	24-25	Drawn	24-25	OSU	NCAA	24-25	OSU	NCAA	24-25	OSU	NCAA	24-25	OSU	NCAA	24-25	OSU	NCAA	24-25	OSU	NCAA
0	Marchelus Avery	9	9	8	8	2	2	15	58	20	20	40	3	3	9	-	-	-	1	1	3	-	-	-	1	1	3
1	Bryce Thompson	13	32	2	3	5	23	8	90	21	67	70	5	12	12	-	-	-	-	-	-	-	-	-	-	-	-
2	Arturo Dean	-	-	2	2	16	16	-	57	8	8	53	-	-	5	-	-	-	-	-	1	-	-	1	-	-	3
4	Davonte Davis	-	-	2	2	2	2	-	12	1	1	54	-	-	4	-	-	-	-	-	4	-	-	-	-	-	2
5	Khalil Brantley	1	1	1	1	7	7	-	65	4	4	67	-	-	12	-	-	1	-	-	3	-	-	1	-	-	3
6	Brandon Newman	2	2	2	2	1	1	-	33	8	8	50	-	-	2	-	-	-	1	1	3				-	-	1
7	Kirk Cole	-	-	-	-	-	-	-	-	-	-	-	-	-	-	-	-	-	-	-	-	-	-	-	-	-	
13	Connor Dow	-	-	1	2	-	-	-	5	-	-	-	-	-	-	-	-	-	-	-	-	-	-	-	-	-	
14	Jamyrn Keller	3	5	2	4	4	7	4	36	5	11	11	-	1	1	-	-	-	-	-	-	-	-	-	-	-	
19	Andrija Vukovic	-	-	-	-	-	-	-	10	-	-	-	-	-	-	-	-	-	-	-	-	-	-	-	-	-	
23	Mikey Kelvin II	-	-	-	-	-	-	-	-	-	-	-	-	-	-	-	-	-	-	-	-	-	-	-	-	-	
24	Patrick Suemnick	-	-	-	-	-	-	6	35	3	3	7	-	-	1	-	-	-	-	-	-	-	-	-	-	-	
25	Robert Jennings II	2	2	3	3	1	1	12	67	5	5	8	-	-	-	-	-	-	1	1	1	-	-	-	1	1	1
33	Abou Ousmane	5	5	13	13	1	1	17	82	16	16	62	2	2	8	-	-	1	2	2	19	-	-	-	2	2	12
34	Tyler Caron	-	-	-	-	-	-	1	-	-	-	-	-	-	-	-	-	-	-	-	-	-	-	-	-	-	
55	C.J. Smith	-	-	-	-	-	-	-	-	-	-	-	-	-	-	-	-	-	-	-	-	-	-	-	-	-	

Miscellaneous

Opponent	Opening Tipoff		Opening Run		1st OSU...		1st Opponent...		First OSU Sub		OSU Dunks		1st Half	2nd Half	Final
	Player-Result	W	By	Score	Pts	FG	Pts	FG	Time	Player(s)	#	Player(s)	Score +/-	Score +/-	Score +/-
GREEN BAY	Jennings	W	Them	0-3	18:21	"	19:13	"	17:21	Avery	4	Avery, Ousmane, Suemnick, Thompson	39-38 +1	50-38 +12	W, 89-76 +13
ST. THOMAS	Jennings	W	Them	0-3	17:52	15:34	19:08	"	18:09	Avery	7	Suemnick (3), Thompson (2), Avery, Jennings	33-23 +10	47-48 -1	W, 80-71 +9
SOUTHERN ILL.	Suemnick	L	Them	0-6	16:02	"	18:22	"	17:01	Avery, Dean, Ousmane	3	Ousmane (3)	38-37 +1	47-41 +6	W, 85-78 +7
vs. Fla. Atlantic	Jennings	W	Them	0-7	17:59	"	19:27	"	18:22	Avery	2	Avery, Jennings	39-34 +5	39-52 -13	L, 78-86 -8
vs. Miami	Jennings	L	OSU	9-0	18:20	"	16:11	15:39	16:11	Avery, Keller	0	-	43-27 +16	37-47 -10	W, 80-74 +6
vs. Nevada	Jennings	L	Them	0-3	18:16	16:05	19:46	18:28	15:34	Dean, Newman	1	Avery	33-40 -7	45-50 -5	L, 78-90 -12
at Tulsa	Jennings	L	Them	0-4	18:25	"	19:10	"	16:13	Dean	5	Avery (2), Caron, Ousmane, Thompson	39-26 +13	37-29 +8	W, 76-55 +21
at Seton Hall	Jennings	W	OSU	3-0	19:40	"	19:24	"	15:57	Newman	3	Jennings (2), Keller	45-26 +19	40-50 -10	W, 85-76 +9
vs. Oklahoma	Jennings	L	Them	0-4	18:27	"	19:36	"	18:17	Suemnick	1	Ousmane	26-43 -17	39-37 +2	L, 65-80 -15
TARLETON ST.	Jennings	L	OSU	1-0	18:36	18:13	18:21	"	17:27	Avery	0	-	25-31 -6	41-30 +11	W, 66-61 +5
ORAL ROBERTS	Jennings	W	OSU	5-0	19:39	"	18:27	"	15:12	Avery, Davis, Dean	2	Jennings, Thompson	38-31 +7	48-43 +5	W, 86-74 +12
HOUSTON*	Jennings	L	Them	0-2	18:29	17:05	18:51	"	16:10	Avery, Dean	4	Jennings (2), Avery, Ousmane	18-28 -10	29-32 -3	L, 47-60 -13
at West Virginia*	Jennings	L	Them	0-5	19:18	"	16:39	"	16:45	Dean, Newman	0	-	19-46 -27	31-23 +8	L, 50-69 -19
KANSAS ST.*	Jennings	W	OSU	5-0	19:37	"	17:55	"	14:59	Avery, Brantley, Davis	1	Keller	43-24 +19	36-42 -6	W, 79-66 +13
at Utah*	Jennings	L	Them	0-12	19:36	18:37	16:08	15:34	18:01	Newman	0	-	26-37 -10	36-46 -10	L, 62-83 -21
at BYU*	Jennings	L	Them	0-2	18:05	17:18	18:42	"	18:23	Avery	1	Suemnick	26-46 -20	43-39 +4	L, 69-85 -16
COLORADO*	Jennings	L	OSU	3-0	19:36	18:45	18:24	"	15:57	Brantley	3	Avery, Ousmane, Thompson	43-33 +10	40-40 -	W, 83-73 +10
ARIZONA*	Jennings	W	Them	0-2	19:13	"	19:21	"	16:10	Avery	1	Avery	39-43 -4	39-49 -10	L, 78-92 -14
at Texas Tech*	Jennings	L	Them	0-3	18:13	"	18:55	"	16:13	Suemnick	0	-	27-37 -10	27-27 -	L, 54-64 -10
at Kansas St.*	Jennings	W	Them	0-10	18:57	"	16:55	"	17:16	Avery, Brantley	3	Avery	23-45 -22	34-40 -6	L, 57-85 -28
UTAH*	Jennings	W	OSU	6-0	19:41	"	18:15	16:26	15:45	Suemnick	3	Avery (2), Suemnick	41-33 +8	40-39 +1	W, 81-72 +9
at Houston*	Jennings	W	OSU	3-0	19:42	"	19:22	"	15:53	Avery	1	Avery	33-39 -6	30-33 -3	L, 63-72 -9
ARIZONA ST.*	Jennings	L	OSU	4-0	18:35	"	17:26	"	14:42	Dow	1	Ousmane	43-33 +10	43-40 +3	W, 86-73 +13
at TCU*	Jennings	L	Them	0-4	17:48	14:18	19:29	"	17:48	Avery, Newman	4	Ousmane (3), Jennings	31-38 -7	41-35 +6	L, 72-73 -1
TEXAS TECH*	Jennings	L	OSU	2-0	19:21	"	17:39	"	15:52	Avery	2	Jennings (2)	24-43 -19	31-50 -19	L, 55-93 -38
UCF*	Ousmane	L	Them	0-3	19:16	"	19:48	"	15:32	Avery	5	Jennings (2), Ousmane (2), Thompson	53-40 +13	55-51 +4	W, 104-95 +9
at Kansas*	Ousmane	L	Them	0-2	18:27	"	18:41	"	16:15	Suemnick	1	Keller	23-52 -29	41-44 -3	L, 64-96 -32
IOWA ST.*	Ousmane	W	OSU	4-0	19:00	"	17:45	"	14:45	Suemnick	3	Ousmane (2), Keller	40-26 +14	34-42 -8	W, 74-68 +6
at Baylor*	Ousmane	L	OSU	5-0	18:56	"	17:25	"	16:08	Suemnick	2	Ousmane, Thompson	24-26 -2	37-45 -8	L, 61-71 -10
at UCF*															
CINCINNATI*															

Game-by-Game Comparison

Game-by-Game Comparison (OSU listed first in bold, then opponent)

			FG	%	3PT	%	FT	%	OR	DR	TR	RPG	PF	A	TO	BLK	STL	TP	PPG
Nov. 4	GREEN BAY	W, 89-76	29-69	.420	10-22	.455	21-24	.875	19	24	43	43.0	17	13	13	4	11	89	89.0
			25-51	.490	14-31	.452	12-16	.750	3	22	25	25.0	17	14	19	2	8	76	76.0
Nov. 10	ST. THOMAS	W, 80-71	27-60	.450	6-22	.273	20-28	.714	9	28	37	40.0	16	14	10	3	12	80	84.5
			25-62	.403	15-36	.417	6-10	.600	10	27	37	31.0	18	14	20	4	4	71	73.5
Nov. 14	SOUTHERN ILLINOIS	W, 85-78	31-65	.477	8-20	.400	15-20	.750	10	23	33	37.7	15	19	7	5	11	85	84.7
			31-61	.508	11-28	.393	5-11	.455	9	27	36	32.7	18	19	18	5	4	78	75.0
Nov. 21	vs. Florida Atlantic	L, 78-86	25-73	.342	6-26	.231	22-32	.688	19	31	50	40.8	33	13	15	2	11	78	83.0
			22-52	.423	7-23	.304	35-49	.714	6	33	39	34.3	23	11	15	5	5	86	77.8
Nov. 22	vs. Miami	W, 80-74	27-57	.474	10-22	.455	16-21	.762	11	20	31	38.8	18	11	8	3	6	80	82.4
			26-58	.448	6-24	.250	16-21	.762	13	22	35	34.4	14	10	13	5	3	74	77.0
Nov. 24	vs. Nevada	L, 78-90	21-50	.420	6-21	.286	30-41	.732	9	21	30	37.3	23	8	8	1	4	78	81.7
			33-56	.589	7-18	.389	17-25	.680	8	24	32	34.0	26	14	10	3	4	90	79.2
Dec. 4	at Tulsa	W, 76-55	30-61	.492	3-8	.375	13-21	.619	12	27	39	37.6	17	18	14	7	16	76	80.9
			21-58	.362	5-24	.208	8-15	.533	13	22	35	34.1	17	8	22	8	8	55	75.7
Dec. 8	at Seton Hall	W, 85-76	29-51	.569	10-26	.385	17-19	.895	8	19	27	36.3	24	21	16	5	9	85	81.4
			27-54	.500	7-19	.368	15-23	.652	11	13	24	32.9	16	16	15	2	10	76	75.8
Dec. 14	vs. Oklahoma	L, 65-80	22-56	.393	5-18	.278	16-25	.640	14	25	39	36.6	19	8	16	1	8	65	79.6
			30-61	.492	8-23	.348	12-19	.632	10	26	36	33.2	22	12	12	4	7	80	76.2
Dec. 18	TARLETON ST.	W, 66-61	22-55	.400	8-23	.348	14-19	.737	14	28	42	37.1	17	13	18	1	7	66	78.2
			25-54	.463	7-18	.389	4-10	.400	4	22	26	32.5	18	8	14	4	11	61	74.7
Dec. 22	ORAL ROBERTS	W, 86-74	26-54	.481	3-14	.214	31-39	.795	17	27	44	37.7	17	9	15	3	9	86	78.9
			24-56	.429	12-30	.400	14-18	.778	8	12	20	31.4	25	16	16	3	7	74	74.6
Dec. 30	HOUSTON*	L, 47-60	14-54	.259	4-19	.211	15-18	.833	11	28	39	37.8	10	7	14	1	7	47	76.3
			24-57	.421	6-20	.300	6-6	1.000	5	29	34	31.6	16	9	12	5	8	60	73.4
Jan. 4	at West Virginia*	L, 50-69	18-54	.333	3-21	.143	11-20	.550	12	26	38	37.8	22	5	17	2	9	50	74.2
			23-55	.418	11-30	.367	12-20	.600	12	28	40	32.2	16	15	15	3	7	69	73.1
Jan. 7	KANSAS ST.*	W, 79-66	28-59	.475	9-21	.429	14-18	.778	11	18	29	37.2	19	15	12	3	11	79	74.6
			24-47	.511	3-14	.214	15-20	.750	7	23	30	32.1	16	13	19	5	9	66	72.6
Jan. 11	at Utah*	L, 62-83	22-66	.333	6-23	.261	12-22	.545	18	22	40	37.4	19	9	11	3	5	62	73.7
			30-54	.556	6-15	.400	17-24	.708	6	33	39	32.5	22	23	11	7	3	83	73.3
Jan. 14	at BYU*	L, 69-85	23-56	.411	8-21	.381	15-23	.652	10	16	26	36.7	23	16	13	3	8	69	73.4
			27-52	.519	12-28	.429	19-27	.704	10	28	38	32.9	15	18	14	3	8	85	74.0
Jan. 18	COLORADO*	W, 83-73	23-50	.460	6-17	.353	31-42	.738	13	23	36	36.6	21	13	14	1	9	83	74.0
			23-49	.469	5-22	.227	22-25	.880	3	20	23	32.3	29	15	16	3	12	73	73.9
Jan. 21	ARIZONA*	L, 78-92	25-54	.463	10-23	.435	18-24	.750	9	20	29	36.2	21	14	12	1	4	78	74.2
			32-57	.561	10-25	.400	18-23	.783	8	26	34	32.4	21	16	8	4	10	92	74.9
Jan. 26	at Texas Tech*	L, 54-64	19-42	.452	3-13	.231	13-18	.722	6	24	30	35.9	21	9	22	0	8	54	73.2
			22-50	.440	8-26	.308	12-21	.571	7	20	27	32.1	17	12	13	3	10	64	74.4
Jan. 29	at Kansas St.*	L, 57-85	21-53	.396	6-19	.316	9-15	.600	10	21	31	35.7	17	12	21	3	8	57	72.4
			30-57	.526	12-23	.522	13-18	.722	7	24	31	32.1	15	17	14	5	15	85	74.9
Feb. 1	UTAH*	W, 81-72	23-47	.489	8-20	.400	27-36	.750	8	25	33	35.5	25	13	10	5	8	81	72.8
			22-55	.400	7-28	.250	21-30	.700	13	18	31	32.0	28	13	11	2	5	72	74.8
Feb. 4	at Houston*	L, 63-72	25-49	.510	7-19	.368	6-12	.500	4	20	24	35.0	16	14	11	2	6	63	72.3
			26-62	.419	8-21	.381	12-14	.857	18	22	40	32.3	12	16	10	3	6	72	74.6
Feb. 9	ARIZONA ST.*	W, 86-73	28-64	.438	8-26	.308	22-26	.846	13	33	46	35.5	20	16	14	1	8	86	72.9
			21-63	.333	9-31	.290	22-26	.846	10	24	34	32.4	18	7	12	6	12	73	74.6
Feb. 12	at TCU*	L, 72-73	24-59	.407	6-22	.273	18-24	.750	11	23	34	35.4	21	13	14	2	7	72	72.9
			27-56	.482	7-21	.333	12-20	.600	9	26	35	32.5	21	18	17	4	7	73	74.5
Feb. 15	TEXAS TECH*	L, 55-93	19-51	.373	6-17	.353	11-21	.524	6	23	29	35.2	16	9	14	4	5	55	72.2
			30-62	.484	16-37	.432	17-19	.895	9	31	40	32.8	16	25	8	3	8	93	75.2
Feb. 19	UCF*	W, 104-95	35-74	.473	6-27	.222	28-35	.800	13	26	39	35.3	26	17	7	3	14	104	73.4
			28-59	.475	8-24	.333	31-38	.816	10	26	36	33.0	25	14	20	4	5	95	76.0
Feb. 22	at Kansas*	L, 64-96	22-60	.367	8-25	.320	12-19	.632	11	17	28	35.0	14	10	17	5	14	64	73.0
			38-73	.521	14-30	.467	6-8	.750	18	30	48	33.5	14	23	18	7	15	96	76.7
Feb. 25	IOWA ST.*	W, 74-68	25-59	.424	6-23	.261	18-22	.818	10	24	34	35.0	20	18	12	2	13	74	73.1
			24-58	.414	8-27	.296	12-20	.600	11	27	38	33.7	19	15	18	4	5	68	76.4
Mar. 1	at Baylor*	L, 61-71	19-49	.388	2-14	.143	21-29	.724	7	26	33	34.9	26	4	18	5	7	61	72.7
			22-59	.373	8-30	.267	19-34	.559	16	25	41	33.9	22	7	15	0	11	71	76.2
Mar. 5	at UCF*																		
Mar. 8	CINCINNATI*																		

Advanced Statistics

GBG Advanced (OSU listed first in Bold)		Rebounding					Assists/Turnovers				Defense		Points Scored From...					Leads/Deficits			
		Poss.	Pts/Pos	OR%	DR%	+/-TR	+/-TO	A:TO	A%	TO%	Stl%	Blk%	TO	Paint	2nd Ch	FB	Bnch	Ties	LC	Led for	Largest
Nov. 4	GREEN BAY W, 89-76	74	1.20 1.03	46.3 11.1	88.9 53.7	18	6	1.00 0.74	44.8 56.0	17.6 25.7	14.9 10.8	20.0 4.3	27 8	34 22	20 4	15 9	24 6	5	9	24:32 13:30	22 7
Nov. 10	ST. THOMAS W, 80-71	76	1.05 0.93	25.0 26.3	73.7 75.0	E	10	1.40 0.70	51.9 56.0	13.2 26.3	15.8 5.3	11.5 10.5	20 13	38 18	7 7	26 8	49 8	0	1	34:21 4:47	17 4
Nov. 14	SOUTHERN ILLINOIS W, 85-78	73	1.16 1.07	27.0 28.1	71.9 73.0	-3	11	2.71 1.06	61.3 61.3	9.6 24.7	15.1 5.5	15.2 11.1	30 7	44 36	17 15	23 2	57 19	7	7	23:58 10:42	18 8
Nov. 21	vs. Florida Atlantic L, 78-86	84	0.93 1.02	36.5 16.2	83.8 63.5	11	E	0.87 0.73	52.0 50.0	17.9 17.9	13.1 6.0	6.9 10.6	12 11	32 28	14 8	16 9	25 25	4	4	24:34 13:09	10 10
Nov. 22	vs. Miami W, 80-74	66	1.21 1.12	33.3 39.4	60.6 66.7	-4	5	1.38 0.77	40.7 38.5	12.1 19.7	9.1 4.5	8.8 14.3	10 10	30 30	14 16	3 7	38 14	0	0	38:20 -	20 -
Nov. 24	vs. Nevada L, 78-90	69	1.13 1.30	27.3 27.6	72.4 72.7	-2	2	1.00 1.40	38.1 42.4	11.6 14.5	5.8 5.8	2.6 10.3	9 10	26 46	11 9	18 4	40 15	4	0	- 37:57	- 19
Dec. 4	at Tulsa W, 85-75	74	1.03 0.74	35.3 32.5	67.5 64.7	4	8	1.29 0.36	60.0 38.1	18.9 29.7	21.6 10.8	20.6 15.1	32 12	48 20	14 8	17 6	36 14	2	7	33:35 4:47	26 4
Dec. 8	at Seton Hall W, 85-76	68	1.25 1.12	38.1 36.7	63.3 61.9	3	-1	1.31 1.07	72.4 59.3	23.5 22.1	13.2 14.7	14.3 8.0	25 13	34 34	4 11	20 6	47 37	0	0	39:40 ---	25 -
Dec. 14	vs. Oklahoma L, 80-74	71	0.92 1.13	35.0 28.6	71.4 65.0	3	-4	0.50 1.00	36.4 40.0	22.5 16.9	11.3 9.9	2.6 10.5	9 21	26 42	16 17	8 7	42 7	0	0	---	-
Dec. 18	TARLETON ST. W, 66-61	68	0.97 0.90	38.9 12.5	87.5 61.1	16	-4	0.72 0.57	59.1 32.0	26.5 20.6	10.3 16.2	2.8 12.5	8 12	26 30	14 3	13 11	29 3	4	4	15:42 19:45	8 12
Dec. 22	ORAL ROBERTS W, 86-74	72	1.19 1.03	58.6 22.9	77.1 41.4	24	1	0.60 1.00	34.6 66.7	20.8 22.2	12.5 9.7	11.5 7.5	16 16	42 22	14 6	14 6	24 32	5	10	29:51 6:45	20 4
Dec. 30	HOUSTON* L, 47-60	66	0.71 0.91	27.5 15.2	84.8 72.5	5	-2	0.50 0.75	50.0 37.5	21.2 18.2	10.6 12.1	2.7 14.3	7 16	20 28	10 7	9 14	28 4	5	4	4:26 28:09	6 22
Jan. 4	at West Virginia* L, 50-69	68	0.74 1.01	30.0 31.6	68.4 70.0	-2	-2	0.29 1.00	27.8 65.2	25.0 22.1	13.2 10.3	8.0 9.1	12 20	28 22	11 19	8 1	24 7	0	0	---	-
Jan. 7	KANSAS ST.* W, 79-66	69	1.14 0.96	32.4 28.0	72.0 67.6	-1	7	1.25 0.68	53.6 54.2	17.4 27.5	15.9 13.0	9.1 13.2	31 14	34 38	10 10	14 4	31 18	2	0	39:08 ---	21 -
Jan. 11	at Utah* L, 62-83	70	0.89 1.19	35.3 21.4	78.6 64.7	1		0.82 2.09	40.9 76.7	15.7 15.7	7.1 4.3	7.7 16.3	9 12	24 46	15 6	5 10	25 21	0	0	---	-
Jan. 14	at BYU* L, 62-83	69	1.00 1.23	26.3 38.5	61.5 73.7	-12	1	1.23 1.29	69.6 66.7	18.8 20.3	11.6 11.6	12.5 8.6	16 18	24 30	4 12	9 12	19 29	0	0	---	-
Jan. 18	COLORADO* L, 50-69	72	1.15 1.01	39.4 11.5	88.5 60.6	13	2	0.93 0.94	56.5 65.2	19.4 22.2	12.5 16.7	3.7 9.1	16 15	34 30	22 7	18 15	38 39	5	6	35:35 3:30	18 3
Jan. 21	ARIZONA* L, 50-69	68	1.15 1.35	25.7 28.6	71.4 74.3	-5	-4	1.17 2.00	58.3 50.0	17.6 11.8	5.9 14.7	3.1 12.9	12 17	24 38	8 5	10 15	33 26	9	4	10:53 24:59	6 20
Jan. 26	at Texas Tech* L, 50-69	66	0.82 0.97	23.1 22.6	77.4 76.9	3	-9	0.41 0.92	47.4 54.5	33.3 19.7	12.1 15.2	0.0 10.3	11 20	18 22	1 12	7 3	7 24	0	0	---	-
Jan. 29	at Kansas St.* L, 50-69	72	0.79 1.18	29.4 25.0	75.0 70.6	E	-7	0.57 1.21	57.1 56.7	29.2 19.4	11.1 20.8	8.8 14.7	11 28	30 36	9 9	17 18	39 23	0	0	---	-
Feb. 1	UTAH* L, 50-69	67	1.21 1.07	30.8 34.2	65.8 69.2	2	1	1.30 1.18	56.5 59.1	14.9 16.4	11.9 7.5	18.5 7.4	14 15	22 30	8 19	10 8	35 21	0	0	39:41 ---	15 -
Feb. 4	at Houston* L, 50-69	61	1.03 1.18	15.4 47.4	52.6 84.6	-16	-1	1.27 1.60	56.0 61.5	18.0 16.4	9.8 9.8	4.9 10.0	17 16	32 32	0 16	12 0	14 6	1	5	14:31 25:11	9 17
Feb. 9	ARIZONA ST.* L, 50-69	77	1.12 0.95	35.1 23.3	76.7 64.9	12	-2	1.14 0.58	57.1 33.3	18.2 15.6	10.4 15.6	3.1 15.8	17 16	32 16	14 17	15 7	38 16	0	0	38:35 ---	19 -
Feb. 12	at TCU* L, 50-69	73	0.99 1.00	29.7 28.1	71.9 70.3	-1	3	0.93 1.06	54.2 66.7	19.2 23.3	9.6 9.6	5.7 10.8	25 11	28 36	14 17	9 11	22 30	2	2	00:18 38:21	2 10
Feb. 15	TEXAS TECH* L, 50-69	70	0.79 1.33	16.2 28.1	71.9 83.8	-11	-6	0.64 3.13	47.4 83.3	20.0 11.4	7.1 11.4	16.0 8.8	8 21	24 24	10 14	5 23	31 29	1	3	1:50 36:56	2 38
Feb. 19	UCF* L, 50-69	86	1.21 1.10	33.3 27.8	72.2 66.7	3	13	2.43 0.70	48.6 50.0	8.1 23.3	16.3 5.8	8.6 8.5	26 5	46 36	14 14	24 27	34 15	1	3	37:51 1:57	19 3
Feb. 22	at Kansas* L, 50-69	76	0.84 1.26	26.8 51.4	48.6 73.2	-20	1	0.59 1.28	45.5 60.5	22.4 23.7	18.4 19.7	11.6 20.0	20 27	22 40	11 21	8 12	32 36	3	0	---	-
Feb. 25	IOWA ST.* L, 50-69	73	1.01 0.93	27.0 31.4	68.6 73.0	-4	6	1.50 0.83	72.0 62.5	16.4 24.7	17.8 6.8	6.5 11.1	24 10	36 28	17 14	22 9	18 15	0	0	39:00 ---	16 0
Mar. 1	at Baylor* L, 50-69	74	0.82 0.96	21.9 38.1	61.9 78.1	-8	-3	0.22 0.47	21.1 31.8	24.3 20.3	9.5 14.9	17.2 0.0	16 16	22 28	9 14	7 18	22 32	2	1	17:26 ---	10 -
Mar. 5	at UCF*																				
Mar. 8	CINCINNATI*																				
Mar. 12	vs. UCF ^																				

												Points Off/From...					
		Poss.	Pts/Pos	OR%	DR%	+/-TR	+/-TO	A:TO	A%	TO%	Stl%	Blk%	TO	Paint	2nd Ch	FB	Bnch
AVERAGES	OSU	71.4	1.017	31.4%	71.5%	1.0	1.1	0.92	51.4%	19.0%	12.3%	8.8%	16.9	30.3	11.4	13.2	31.1
	Opponents		1.067	28.5%	68.6%			0.98	46.1%	20.5%	11.0%	11.0%	14.8	30.6	11.6	9.7	19.7

Team Highs & Lows

Team Highs / Lows

* = School Record

		Oklahoma State	Opponent
Total Points	High	104 UCF (2/19/25)	96 at Kansas (2/22/25)
	Low	47 HOUSTON (12/30/24)	55 at Tulsa (12/4/24)
Points/Possession	High	1.25 (85/68) at Seton Hall (12/8/24)	1.35 (92/68) ARIZONA (1/21/25)
	Low	0.71 (47/66) HOUSTON (12/30/24)	0.74 (55/74) at Tulsa (12/4/24)
Halftime Lead	High	+19 (45-26) at Seton Hall (12/8/24)	+27 (46-19) at West Virginia (1/4/25)
Margin of Victory	High	+21 (76-55) at Tulsa (12/4/24)	+38 (93-55) TEXAS TECH (2/15/25)
Field Goals Made	High	35 UCF (2/19/25)	38 at Kansas (2/22/25)
	Low	14 HOUSTON (12/30/24)	21 2x, Last: ARIZONA ST. (2/9/25)
Field Goal Attempts	High	74 UCF (2/19/25)	73 at Kansas (2/22/25)
	Low	42 at Texas Tech (1/26/25)	47 KANSAS ST. (1/7/24)
Field Goal %	High	.569 (29/51) UCF (2/19/25)	.589 (33/56) vs. Nevada (11/24/24)
	Low	.259 (14/54) HOUSTON (12/30/24)	.333 (21/63) ARIZONA ST. (2/9/25)
2-Pt FG %	High	.760 (19/25) at Seton Hall (12/8/24)	.688 (22/32) ARIZONA (1/21/25)
	Low	.286 (10/35) HOUSTON (12/30/24)	.375 (12/32) ARIZONA ST. (2/9/25)
3-Pt FG Made	High	10 4x, Last: ARIZONA (1/21/25)	16 TEXAS TECH (2/15/25)
	Low	2 at Baylor (3/1/25)	3 KANSAS ST. (1/7/24)
3-Pt FG Attempts	High	27 UCF (2/19/25)	37 TEXAS TECH (2/15/25)
	Low	8 at Tulsa (12/4/24)	14 KANSAS ST. (1/7/24)
3-Pt FG %	High	.455 (10/22) 2x, Last: vs. Miami (11/22/24)	.522 (12/23) at Kansas State (1/29/25)
	Low	.143 2x, Last: at Baylor (3/1/25)	.208 (5/24) at Tulsa (12/4/24)
FT Made	High	31 2x, Last: COLORADO (1/18/25)	35 vs. Florida Atlantic (11/21/24)
	Low	6 at Houston (2/4/25)	4 TARLETON ST. (12/18/24)
FT Attempts	High	43 COLORADO (1/18/25)	49 GREEN BAY (11/4/24)
	Low	12 at Houston (2/4/25)	6 HOUSTON (12/30/24)
Free Throw %	High	.895 (17/19) at Seton Hall (12/8/24)	1.000 (6/6) HOUSTON (12/30/24)
	Low	.500 (6/12) at Houston (2/4/25)	.400 (4/10) TARLETON ST. (12/18/24)
Offensive Reb.	High	19 2x, Last: vs. Florida Atlantic (11/21/24)	18 2x, Last: at Kansas (2/22/25)
	Low	4 at Houston (2/4/25)	3 2x, Last: COLORADO (1/18/25)
Offensive Reb. %	High	.586 (17/29) Oral Roberts (12/22/24)	.474 (18/38) at Houston (2/4/25)
	Low	.154 (4/26) at Houston (2/4/25)	.111 (3/27) GREEN BAY (11/4/24)
Total Rebounds	High	50 vs. Florida Atlantic (11/21/24)	48 at Kansas (2/22/25)
	Low	24 at Houston (2/4/25)	20 Oral Roberts (12/22/24)
Rebound Margin	High	+18 (43-25) GREEN BAY (11/4/24)	+20 (48-28) at Kansas (2/22/25)
Turnover Margin	High	+13 (20-7) UCF (2/19/25)	+9 at Texas Tech (1/26/25)
Assists	High	21 at Seton Hall (12/8/24)	24 TEXAS TECH (2/15/25)
	Low	4 at Baylor (3/1/25)	7 2x, Last: at Baylor (3/1/25)
Assist %	High	.724 (21/29) at Seton Hall (12/8/24)	.800 (24/30) 2x, Last: TEXAS TECH (2/15/25)
	Low	.211 (4/19) at Baylor (3/1/25)	.318 (7/22) at Baylor (3/1/25)
A:TO Ratio	High	2.71 (19:7) SOUTHERN ILLINOIS (11/14/24)	3.00 (24/8) TEXAS TECH (2/15/25)
	Low	0.22 (4:18) at Baylor (3/1/25)	0.36 (8:22) at Tulsa (12/4/24)
Turnovers Forced	High	22 at Tulsa (12/4/24)	22 at Texas Tech (1/26/25)
	Low	8 2x, Last: TEXAS TECH (2/15/25)	7 2x, Last: UCF (2/19/25)
Steals	High	16 at Tulsa (12/4/24)	15 2x, Last: at Kansas (2/22/25)
	Low	4 2x, Last: ARIZONA (1/21/25)	3 2x, Last: at Utah (1/11/25)
Blocks	High	7 at Tulsa (12/4/24)	8 at Tulsa (12/4/24)
	Low	0 at Texas Tech (1/26/25)	0 at Baylor (3/1/25)
Personal Fouls	High	33 vs. Florida Atlantic (11/21/24)	29 COLORADO (1/18/25)
	Low	10 HOUSTON (12/30/24)	12 at Houston (2/4/25)
Bench Points	High	57 SOUTHERN ILLINOIS (11/14/24)	39 COLORADO (1/18/25)
	Low	7 at Texas Tech (1/26/25)	3 TARLETON ST. (12/18/24)
Paint Points	High	48 at Tulsa (12/4/24)	46 2x, Last: at Utah (1/11/25)
	Low	18 at Texas Tech (1/26/25)	16 ARIZONA ST. (2/9/25)
2nd Chance Points	High	22 COLORADO (1/18/25)	21 at Kansas (2/22/25)
	Low	0 at Houston (2/4/25)	3 TARLETON ST. (12/18/24)
Fast Break Points	High	26 ST. THOMAS (11/10/24)	27 UCF (2/19/25)
	Low	3 vs. Miami (11/22/24)	0 at Houston (2/4/25)
Points off Turnovers	High	32 at Tulsa (12/4/24)	28 at Kansas State (1/29/25)
	Low	7 HOUSTON (12/30/24)	5 UCF (2/19/25)

Individual Superlatives / The Last Time...

2024-25 Individual Superlatives

	Oklahoma State	Opponent
Points	27 Abou Ousmane -- KANSAS ST. (1/7/25) 25 Bryce Thompson -- UCF (2/19/25) 25 Abou Ousmane -- IOWA ST. (2/25/25)	34 Keyshawn Hall -- UCF (2/19/25) 32 JT Toppin -- TEXAS TECH (2/15/25) 27 4x, Last: Caleb Love -- ARIZONA (1/21/25)
FG Made	11 Abou Ousmane -- KANSAS ST. (1/7/25)	12 JT Toppin -- TEXAS TECH (2/15/25)
FG Attempts	16 Bryce Thompson -- at Kansas (2/22/25)	20 3x, Last: Keyshawn Hall -- UCF (2/19/25)
FG Pct. (min. 5 FGM)	.875 (7-8) Marchelus Avery -- at Kansas State (1/29/25)	1.000 (5-5) Jake Wahlin -- at Utah (1/11/25)
3-Pt FG Made	5 Marchelus Avery -- ARIZONA (1/21/25)	7 Anthony Roy -- GREEN BAY (11/4/24)
3-Pt FG Attempts	11 Marchelus Avery -- at West Virginia (1/4/25)	13 2x, Last: Gabe Madsen -- UTAH (2/1/25)
3-Pt Pct. (min. 4 FGM)	1.000 (4-4) Bryce Thompson -- UTAH (2/1/25)	1.000 (5-5) Brendan Hausen -- at Kansas State (1/29/25)
FT Made	9 Abou Ousmane -- ORAL ROBERTS (12/22/24)	14 Keyshawn Hall -- UCF (2/19/25)
FT Attempts	9 Abou Ousmane -- ORAL ROBERTS (12/22/24)	17 Keyshawn Hall -- UCF (2/19/25)
FT Pct. (min. 5 FTM)	1.000 (9-9) Abou Ousmane -- ORAL ROBERTS (12/22/24)	1.000 (8-8) Mike Sharavjamts -- UTAH (2/1/25)
Rebounds	11 2x, Last: Abou Ousmane -- at West Virginia (1/4/25)	16 Flory Bidunga -- at Kansas (2/22/25)
Assists	8 Khalil Brantley -- at Seton Hall (12/8/24)	9 Garwey Dual -- at Seton Hall (12/8/24)
Steals	7 Arturo Dean -- IOWA ST. (2/25/25)	6 Dajau Harris Jr. -- at Kansas (2/22/25)
Blocks	3 Abou Ousmane -- UTAH (2/1/25)	4 Chris Mpaka -- vs. Tarleton St. (12/18/24)
Minutes	38:32 Bryce Thompson -- IOWA ST. (2/25/25)	40:00 3x, Last: Keyshawn Hall -- UCF (2/19/25)

The Last Time a Cowboy had...

* = School Record ** = Tied Record

a Triple-Double (P/R/A) 19/14/10, Maurice Baker vs. UTSA (1/3/2001)

a Double-Double (PTS/REB) 10, 10, Abou Ousmane at Texas Tech (1/26/2025)

a Double-Double (PTS/AST) 15/11, Isaac Likekele vs. TCU (2/6/2020)

a 20/20 Performance (PTS/REB) 37/20, Mario Boggan vs Texas (1/16/2007)

a 20/10 Performance (PTS/REB) 29/10, Javon Small vs. Notre Dame (11/17/2023)

a 25/10 Performance (PTS/REB) 29/10, Javon Small vs. Notre Dame (11/17/2023)

30+ Points 34, Javon Small at BYU (3/9/2024)

35+ Points 40, Cade Cunningham at Oklahoma (2/27/2021)

41+ Points 42, Jawun Evans -- Oklahoma (1/13/2016)

43+ Points 45, Randy Rutherford at Kansas (3/5/1995)

46+ Points 58*, Bob Kurland -- Saint Louis (2/22/1946)

20+ Points by a Reserve 22, Marchelus Avery at Kansas St. (1/29/2025)

25+ Points by a Reserve 29**, Jeffrey Carroll vs. Pittsburgh (11/21/2017)

20+ Points in a Half 27, Javon Small at BYU (3/9/2024)

A perfect FG% (5+ attempts) 8/8, Jamyron Keller -- BYU (2/17/2024)

10+ Field Goals 11, Abou Ousmane -- Kansas St. (1/7/2025)

15+ Field Goals 18, Jawun Evans -- Oklahoma (1/12/2016)

A perfect 3-point FG% (4+ attempts) 4/4, Jamyron Keller -- BYU (2/17/2024)

7+ Three-pointers 7, Caleb Asberry at Texas Tech (3/4/2023)

8+ Three-pointers 9, Keiton Page at Oklahoma (2/22/2012)

10+ Three-pointers 11 (School Record), Randy Rutherford at Kansas (3/5/1995)

15+ Free Throws Made 16, Marcus Smart -- Texas (1/7/2014)

20+ Free Throws Made 20, Keiton Page -- Texas (2/17/2022)

10+ Rebounds 10, Abou Ousmane -- at Texas Tech (1/26/2025)

11+ Rebounds 11, Abou Ousmane -- at West Virginia (1/4/2025)

12+ Rebounds 12, Javon Small -- West Virginia (1/27/2024)

13+ Rebounds 13, Mike Marsh -- New Orleans (11/20/2023)

14+ Rebounds 14, Tyreek Smith vs. Oklahoma (3/8/2023)

15+ Rebounds 15, Moussa Cisse vs Southern Illinois (11/11/2022)

16+ Rebounds 18, Marshall Moses at La Salle (12/4/2010)

19+ Rebounds 20, Mario Boggan -- Texas (1/10/2007)

21+ Rebounds 22, Don Youman at Samford (12/16/1978)

23+ Rebounds 24, Andy Hopson -- Nebraska (1/26/1974)

25+ Rebounds 25, Andy Hopson -- Oklahoma (2/10/1973)

26+ Rebounds 27 (School Record), Andy Hopson -- Missouri (1/30/1973)

10+ Rebounds in a Half 10 in 1st Half, Quion Williams -- Kansas St. (2/3/2024)

9+ Offensive Rebounds 9, Mitchell Solomon -- A&M-Corpus Christi (12/22/2016)

10+ Offensive Rebounds 10 (school record, since 1996), Mario Boggan vs Texas (1/16/2007)

10+ Assists 11, Isaac Likekele vs TCU (2/6/2020)

12+ Assists 12, Jawun Evans vs. Michigan (3/17/2017)

13+ Assists 15, Jawun Evans vs. Kansas (3/4/2017)

16+ Assists 18 (school record), Doug Gottlieb, Florida Atlantic (12/1/1998)

10+ Assists by a Freshman Jawun Evans, Baylor (1/27/2016)

10+ Assists in a Half Doug Gottlieb -- Baylor (3/4/1999)

10+ Assists off the Bench Doug Gottlieb -- UNLV (12/20/1998)

5+ Steals 7, Arturo Dean -- Iowa State (2/25/2025)

6+ Steals 7, Arturo Dean -- Iowa State (2/25/2025)

7+ Steals 7, Arturo Dean -- Iowa State (2/25/2025)

8+ Steals 9 (School Record), Marcus Smart, Utah Valley (11/12/2013)

5+ Steals by a Freshman 5, Cade Cunningham vs. Oregon St. (3/21/2021)

5+ Steals by a Reserve 5, Kirby Gardner, Tennessee Tech (12/22/2012)

5+ Blocks 5, Brandon Garrison -- vs. UCF (3/12/24)

6+ Blocks 6, Brandon Garrison -- Houston Christian (11/24/2023)

7+ Blocks 8, Yor Anei, Oral Roberts (11/6/2019)

9+ Blocks 10 (School Record), Joe Atkinson, New Orleans (1/5/1985)

6+ Blocks by a Reserve Mattias Sahlstrom, Midwestern St. (12/9/1989)

5+ Blocks by a Freshman 6, Brandon Garrison -- Houston Christian (11/24/2023)

a Game-Winner in the final 3 seconds 2/8/2023 at GIA
John-Michael Wright made a put-back and-1 with 0.8 remaining to defeat Texas Tech, 71-68.

The Last Time...

The Last Time the Cowboys...

Scored 100+ Points	104, UCF (2/19/2025)
Scored 90+ Points	104, UCF (2/19/2025)
Scored fewer than 60 points	55, TEXAS TECH (2/15/2025)
Scored fewer than 50 points	47 -- HOUSTON (12/30/2024)
Won by 20+ points	21 (76-55) at Tulsa (12/4/2024)
Won by 30+ points	30 -- College of Charleston (11/22/2021)
Won by 40+ points	43, 88-45 -- UT Arlington (11/9/2021)
Won by 50+ points	51, 82-31 -- Southeastern La. (12/29/2019)
Shot 60% from the field	.660 -- at Texas (3/7/2020)
Shot 65%+ from the field	"
Shot Less than 25% from the floor	.246 -- at South Carolina (12/6/2014)
Shot Less than 30% from the floor	.14/54, .259 -- Houston (12/30/2024)
Shot 50% from beyond the arc	.500 (11/22) -- BYU (2/17/2024)
Shot less than 15% from the beyond the arc	.143 (2/14) at Baylor (3/1/2025)
Failed to make a 3-point attempt	vs Iowa State (1/8/2001)
Made 12+ three-pointers	13/27 -- South Carolina St. (12/31/2023)
Made 14+ three-pointers	15/33 -- Wofford (12/20/2023)
Two players made 5+ three-pointers	at Texas Tech (2/27/2019)
Made 30+ free throws	31 -- COLORADO (1/18/2025)
Made 35+ free throws	35 -- Rogers State (11/30/2016)
Shot 100% at the free throw line	.5/5 -- Wofford (12/20/2023)
Shot 100% at the free throw line (min. 10 FTM)	.22/22 -- Texas Tech (2/25/2017)
Shot less than 50% at the free throw line	.5/14, .357 at Iowa State (1/13/2024)
50+ rebounds	50 -- vs. Fla. Atlantic (11/21/2024)
60+ rebounds	60, Northwestern Okla. St. (11/17/2014)
Grabbed 20 offensive rebounds	20, at Southern Illinois (12/5/2023)
Had 20 assists	21, at Seton Hall (12/8/2024)
Had fewer than 5 assists	4 at Baylor (3/1/2025)
	First time since Feb. 2, 2021 against Texas
15+ steals	16 -- at Tulsa (12/4/2024)
10+ blocks	11 vs. UCF (3/12/24)
15+ blocks	16 -- College of Charleston (11/22/2021)
Failed to block at least one shot	0 -- at Texas Tech (1/26/2025)
Had multiple 30-point scorers	vs Southwestern State (1/2/2007)

Had three 30-point scorers	vs Oral Roberts (3/4/1993)
Had two 20-point scorers	Avery (21), Thompson (21) -- Arizona (1/21/2025)
Had three 20-point scorers	Oklahoma (2/24/2024) in OT
Had four 20-point scorers	vs Northwestern State (1/3/2009)
OSU & Opponent combined for four 20-point scorers	3,1 -- Oklahoma (2/24/2024) in OT
OSU & Opponent combined for five 20-point scorers	vs West Virginia (1/4/2021)
OSU & Opponent combined for six 20-point scorers	vs Providence (11/25/1993)
OSU & Opponent combined for 10 double-figure scorers	10 vs Baylor (2/8/2020)
Had five double-figure scorers	5, UCF (2/19/2025)
Had six double-figure scorers	6, Arizona St. (2/9/2025)
	Keller (14), Brantley (10), Dean (10), Jennings (10), Newman (10), Suemnick (10)
Had seven double-figure scorers	vs Rogers State (11/30/2016)
Had no players score in double figures	at Iowa State (2/29/2016)
Had two double-figure rebounders	Jennings (11) & Newman (10) vs. FAU (11/21/24)
Had three double-figure rebounders	at Youngstown St. (3/15/2023)
Had two double-doubles	South Carolina State (12/31/2023)
Had three double-doubles	at Youngstown St. (3/15/2023)
Scored 50 points in first half	53, UCF (2/19/2025)
Scored 50 points in second half	51, UCF (2/19/2025)
Scored less than 20 points in the first half	19 -- at West Virginia (1/4/2025)
Scored less than 20 points in second half	16 at Iowa State (1/13/2024)
Had a 20+ point scoring run	22-0 -- New Orleans (11/20/2023)
Had three players foul out	3 vs. FAU (11/21/2024)
Defeated an AP ranked opponent	No. 9 Iowa State (2/25/2025)
Won an overtime game	82-79 vs Kansas State (2/19/2022)
Lost an overtime game	82-84 against Oklahoma (2/24/2024)
Won a double-overtime game	75-67 vs Texas (2/6/2021)
Lost a double-overtime game	67-68 vs Kansas (2/20/2013)
Won a triple-overtime game	105-103 vs Texas (1/16/2007)
Lost a triple-overtime game	97-98 vs Iowa State (2/3/2014)
Won a quadruple-overtime game	96-91 at Colorado (2/5/1983)
Lost a quadruple-overtime game	Never

The Last Time an Opponent...

Scored 100+ points	100 by TCU (2/18/2023)
Scored 90+ points	96, at Kansas (2/22/2025)
Scored Fewer than 60 points	55 -- at Tulsa (12/4/2024)
Scored Fewer than 50 points	49 -- vs. Oklahoma (3/8/2023)
Won by 20+ points	32 (64-96) at Kansas (2/22/25)
Won by 30+ Points	32 (64-96) at Kansas (2/22/25)
Won by 40+ points	41, 65-106 -- at Baylor (1/13/2012)
Shot 65%+ from the floor	.684 -- at TCU (2/18/2023)
Shot 60% from the floor	.36/58, .621 -- Kansas (1/16/2024)
Shot less than 25% from the floor	.224 -- Southeastern La. (12/29/2019)
Shot less than 30% from the floor	.290 -- Chicago State (1/4/2023)
Shot 50% from the beyond the arc	.522 (12/23) at Kansas St. (1/29/2025)
Shot <20% from the beyond the arc	.133, 2/15 -- Baylor (1/6/2024)
Shot < 15% from beyond the arc	.133, 2/15 -- Baylor (1/6/2024)
Made 15+ three-pointers	16, Texas Tech (2/15/2025)
Failed to make a 3-point attempt	TCU 2/14/2015)
Made 35+ free throws	35, Fla. Atlantic (11/21/2024)
Shot 100% at the free throw line	.6/6 -- Houston (12/30/2024)
Shot 100% at the free throw line (min. 10 FTM)	.12/12 -- Iowa State (2/29/2020)
Shot less than 50% at the free throw line	.400 (4/10) -- Tarleton St. (12/18/2024)
Totaled less than 25 rebounds	23 -- Colorado (1/18/2025)
Totaled 50 rebounds	50 -- Kansas (1/4/2022)
Grabbed 20 offensive rebounds	22 -- Texas (2/6/2021)
Grabbed 5 or fewer offensive rebounds	3 -- Colorado (1/18/2025)
Had <5 assists	4 -- vs. Tulsa (12/10/2023)
Had 20 assists	23 at Kansas (2/22/25)

Had 15+ steals	15, at Kansas (2/22/25)
Had 0 Blocks	0 at Baylor (3/1/2025)
Had 10 blocks	11 -- vs. Oregon State (3/21/2021)
Had two 30-point scorers	Never
Had two 20-point scorers	Green Bay (1/4/2024)
Had three 20-point scorers	West Virginia (1/4/2021)
Had five double-figure scorers	5 at BYU (1/14/2025)
Had six double-figure scorers	by TCU (2/18/2023)
Had seven double-figure scorers	Never
Had no players score in double figures	Texas Tech (3/4/2023)
Had two double-figure rebounders	2 at Baylor (3/1/2025)
	First time since Feb. 22, 2025 at Kansas
Had three double-figure rebounders	at Kansas (2/8/2021)
Had two double-doubles	Kansas (2/8/2021) -- 3 different players
Scored 50 points in first half	50, Oklahoma (1/3/2018)
Scored 50 points in second half	52, at Kansas (2/22/2025)
Scored less than 20 points in first half	17, UCF (11/18/2022)
Scored less than 20 points in second half	16, Iowa State (3/2/2022)
Had three players foul out	West Virginia (1/25/2014)
Had its head coach ejected	Kelvin Sampson at Houston (2/6/2024)
Had three technical fouls	3, at Oklahoma (2/10/2024)
Had a game-winner in the last 3 seconds	L, 72-73 at TCU (Vasean Allette 3-pointer w/ 0.4)

Box Scores / Recaps

	SMU Oklahoma St	78 89
Oct. 26, 2024 TV: ESPN+ Stillwater, Okla. (Gallagher-Iba Arena)		

	1st	2nd	Score
SMU	38	40	- 78
Oklahoma State	47	42	- 89

- New head coach **Steve Lutz** and the Cowboys made a strong first impression with an 89-78 exhibition win.
- Bryce Thompson** went 5-for-5 from three and set an unofficial career-high with 24 points.
- The Cowboys hit 10 first-half threes and finished 14-of-28 overall from deep.
- Marchelus "Chi Chi" Avery** added 14 points.
- Abou Ousmane** had a team-high eight rebounds to go with three blocks, and **Khalil Brantley** dished out five assists without a turnover.
- 11 Cowboys saw action and nine of them contributed at least five points.
- Avery connected three times during a string of seven straight three-point makes that helped the Cowboys turn a 24-20 deficit into a 47-38 halftime lead.
- OSU had more steals (8) than turnovers (7) and outscored SMU 14-0 on fastbreak opportunities.
- Avery's steal and dunk gave OSU its largest lead of the day at 61-46 with 16:22 to play.

SMU

##	Name	Pts	FG	3Pt	FT	TR	PF	A	TO	B	S	MP
02	Kevin Miller*	14	3-9	0-1	8-8	7	5	3	1	0	0	26
03	Chuck Harris*	11	4-8	1-3	2-3	3	1	2	2	0	1	25
21	Yohan Traore*	7	2-5	1-2	2-4	3	2	0	0	0	0	22
22	Keon Ambrose-Hylton*	7	3-6	0-2	1-3	3	1	2	0	3	0	30
33	Matt Cross*	10	4-7	2-3	0-0	2	5	1	1	0	1	19
00	B.J. Edwards	14	4-8	2-2	4-6	7	1	3	3	0	0	24
05	Tiber Gorener	2	1-4	0-3	0-0	4	4	0	0	0	0	18
08	Kario Oquendo	9	2-8	1-6	4-6	1	2	3	2	0	0	23
10	A.J. George	2	0-1	0-1	2-2	1	0	0	0	0	0	7
13	Mitchell Holmes	2	1-3	0-0	0-0	4	2	0	0	0	0	6
TEAM						3	0					
TOTALS		78	24-59	7-23	23-32	38	23	14	9	3	2	

	FG	%	3Pt	%	FT	%
1st Half	12-30	40%	5-15	33%	9-14	64%
2nd Half	12-29	41%	2-8	25%	14-18	78%
Game	24-59	40.7%	7-23	30.4%	23-32	71.9%

OKLAHOMA STATE

##	Name	Pts	FG	3Pt	FT	TR	PF	A	TO	B	S	MP
01	Bryce Thompson*	24	9-12	5-5	1-1	0	2	0	0	0	0	19
04	Davonte Davis*	5	2-5	0-1	1-2	3	2	2	0	0	0	18
05	Khalil Brantley*	8	2-5	1-2	3-4	4	2	5	0	1	1	22
25	Robert Jennings II*	6	2-7	0-1	2-2	6	1	2	1	0	1	17
33	Abou Ousmane*	8	0-0	0-0	8-10	8	3	1	2	3	1	25
00	Marchelus Avery	14	5-9	3-5	1-2	5	4	1	1	1	2	22
02	Arturo Dean	8	3-6	1-2	1-2	1	1	2	2	0	2	21
06	Brandon Newman	7	2-9	1-5	2-2	2	1	1	0	1	0	16
13	Connor Dow	3	1-5	1-4	0-0	1	0	0	0	0	0	7
14	Jamyrn Keller	6	2-4	2-3	0-0	1	3	2	1	0	0	18
24	Patrick Suemnick	0	0-1	0-0	0-2	1	2	0	0	0	1	15
TEAM						5	0					
TOTALS		89	28-63	14-28	19-27	37	21	16	7	6	8	

	FG	%	3Pt	%	FT	%
1st Half	16-33	48%	10-16	63%	5-6	83%
2nd Half	12-30	40%	4-12	33%	14-21	67%
Game	28-63	44.4%	14-28	50.0%	19-27	70.4%

Officials: Marques Pettigrew, Kelly Self, Tommy Johnson

OSU led for 32:58 SMU led for 5:19

Ties: 2 Lead Changes: 2 | Largest: OSU by 15 (16:18 2h), SMU by 5 (10:42 1h)

Start time: 11:01 a.m. CT Duration: 2:10 Technical Fouls: None

Points	Paint	Off To	2nd Ch	F Brk	Bench	Pts/Pos
SMU	18	6	15	0	29	
OSU	20	8	15	14	38	

	Green Bay Oklahoma St	76 89
Nov. 4, 2024 TV: ESPN+ Stillwater, Okla. (Gallagher-Iba Arena)		

	1st	2nd	Score
Green Bay	38	38	- 76
Oklahoma State	39	50	- 89

- OSU used a 50-point second half to pull away from Green Bay and win its **Steve Lutz** Era debut.
- Bryce Thompson** led the way with 22 points (one shy of his career high) on 4-of-5 three-point shooting and **Abou Ousmane** added 16 points and a team-best eight rebounds.
- OSU faced its largest deficit at 22-15 near the midway point of the first half, then exploded for 74 points over the next 28 minutes.
- Green Bay made nine of its first 14 three-point attempts and was within 51-48 near the 16:00-mark of the second half but managed just one field goal in the next 8:00.
- OSU capitalized with a 19-3 run and led by as many as 22 points down the stretch.
- The Cowboys shot a modest 42% from the field but drilled 10-of-22 threes and 21-of-24 foul shots. They also enjoyed a 43-25 rebounding advantage and scored 27 points off 19 Green Bay turnovers.

GREEN BAY (0-1)

##	Name	Pts	FG	3Pt	FT	TR	PF	A	TO	B	S	MP
00	Foster Wonders*	10	3-9	2-6	2-2	2	1	0	2	0	0	28
02	Preston Ruedinger*	7	2-3	1-2	2-2	1	1	6	2	1	3	35
03	Jeremiah Johnson*	5	1-4	0-0	3-4	3	3	1	1	0	0	18
09	Anthony Roy*	27	9-16	7-13	2-3	5	3	3	3	0	1	34
13	Marcus Hall*	21	7-13	4-9	3-4	7	3	2	7	0	1	39
04	Mac Wrecke	0	0-1	0-1	0-1	1	1	1	0	0	1	9
06	Ben Tweedy	0	0-0	0-0	0-0	0	0	0	1	0	0	4
07	Donovan Santoro	0	0-0	0-0	0-0	0	0	0	0	0	0	2
08	Roe Oselka	0	0-0	0-0	0-0	0	0	0	1	0	0	3
10	C.J. O'Hara	0	0-1	0-0	0-0	1	3	1	0	0	1	11
11	Muudubem Muoneke	2	1-2	0-0	0-0	1	1	0	2	0	0	7
14	Isaiah Miranda	2	1-1	0-0	0-0	2	0	0	1	0	0	3
15	Ryan Wade	2	1-1	0-0	0-0	0	0	0	0	0	1	7
TEAM						2	0					
TOTALS		76	25-51	14-31	12-16	25	17	14	19	2	8	

	FG	%	3Pt	%	FT	%
1st Half	14-24	58%	7-12	58%	3-4	75%
2nd Half	11-27	41%	7-19	37%	9-12	75%
Game	25-51	49.0%	14-31	45.2%	12-16	75.0%

OKLAHOMA STATE (1-0)

##	Name	Pts	FG	3Pt	FT	TR	PF	A	TO	B	S	MP
01	Bryce Thompson*	22	9-13	4-5	0-0	5	2	1	0	0	2	30
04	Davonte Davis*	10	4-9	2-5	0-0	2	3	0	2	0	2	22
05	Khalil Brantley*	9	2-5	1-2	4-4	3	1	4	3	1	1	24
25	Robert Jennings*	8	1-3	1-1	5-6	3	2	0	0	1	1	18
33	Abou Ousmane*	16	5-10	1-1	5-5	8	0	1	1	1	0	20
00	Marchelus Avery	10	4-13	1-4	1-1	5	2	0	2	0	1	20
02	Arturo Dean	8	2-9	0-2	4-4	7	2	3	1	1	1	22
06	Brandon Newman	2	1-2	0-0	0-0	3	0	2	0	0	1	19
13	Connor Dow	0	0-0	0-0	0-0	1	0	0	0	0	0	3
14	Jamyrn Keller	2	0-0	0-2	2-2	0	1	2	2	0	1	11
24	Patrick Suemnick	2	1-2	0-0	0-2	2	4	0	2	0	1	11
TEAM						4	0					
TOTALS		89	29-69	10-22	21-24	43	17	13	13	4	11	

	FG	%	3Pt	%	FT	%
1st Half	13-32	41%	4-12	33%	9-9	100%
2nd Half	16-37	43%	6-10	60%	12-15	80%
Game	29-69	42.0%	10-22	45.5%	21-24	87.5%

Officials: Chance Moore, Chris Pacsi, John Jenkins Jr.

Attendance: 7,251 | OSU led for 24:32, GB led for 13:30

Times tied: 5 Lead Changes: 9 |

Largest Lead: OSU by 22 (4:56 2h), GB by 7 (13:59 1h) Technical Fouls: None

Points	Paint	Off To	2nd Ch	F Brk	Bench	Pts/Pos
Green Bay	22	8	4	9	6	1.03
OSU	34	27	20	15	24	1.20

	St. Thomas Oklahoma St	71 80
Nov. 10, 2024 TV: ESPN+ Stillwater, Okla. (Gallagher-Iba Arena)		

	1st	2nd	Score
St. Thomas	23	48	- 71
Oklahoma State	33	47	- 80

- Marchelus "Chi Chi" Avery** scored 18 of his game-high 23 points in the second half to help OSU outdistance St. Thomas.
- The Cowboys thwarted the Tommies' efforts to slow the pace by forcing 20 turnovers (while committing just 10) and outscored the visitors 26-8 on fast breaks opportunities.
- Patrick Suemnick** and **Bryce Thompson** scored 11 points each for OSU, and **Arturo Dean**, kicked in nine rebounds, five assists and four steals.
- Kendall Blue** finished with 18 points and 11 rebounds for the Tommies, who made 15 of 36 threes but struggled to get the ball inside.
- Suemnick's dunk capped a 9-0 run that gave the Cowboys a 28-18 advantage with 3:08 to play in the first half. They led 33-23 at halftime and by as many as 17 midway through the second half.
- St. Thomas shot 27% in the first half before storming back with 10 second-half threes, but the lead never dipped below three possessions.
- OSU committed just two second half turnovers and made 17-of-22 free throws after halftime.

ST. THOMAS (2-1)

##	Name	Pts	FG	3Pt	FT	TR	PF	A	TO	B	S	MP
01	Kendall Blue*	18	7-13	4-7	0-1	11	1	2	6	1	0	31
04	Nolan Minessale*	13	5-13	2-5	1-3	7	2	3	2	3	0	31
11	Drake Dobbs*	14	5-10	2-3	2-2	4	0	4	2	0	0	30
14	Miles Barnstable*	6	2-9	2-7	0-0	0	3	1	2	0	1	24
32	Carter Bjerk*	12	4-8	4-8	0-0	5	1	0	3	0	1	26
02	Ben Nau	0	0-3	0-3	0-0	3	2	1	2	0	0	15
12	Ryan Dufault	4	1-3	0-0	2-2	1	3	2	0	0	0	15
33	Rich Byhre	3	1-3	1-3	0-0	2	4	0	1	0	1	13
34	Ben Oosterbaan	1	0-0	0-0	1-2	3	2	1	1	0	1	15
TEAM						1	0					
TOTALS		71	25-62	15-36	6-10	37	18	14	20	4	4	

	FG	%	3Pt	%	FT	%
1st Half	8-29	28%	5-15	33%	2-2	100%
2nd Half	17-33	52%	10-21	48%	4-8	50%
Game	25-62	40.3%	15-36	41.7%	6-10	60.0%

OKLAHOMA STATE (2-0)

##	Name	Pts	FG	3pt	FT	TR	PF	A	TO	B	S	MP
01	Bryce Thompson*	11	4-10	1-3	2-2	2	2	3	1	0	0	21
04	Davonte Davis*	1	0-6	0-4	1-2	1	1	0	0	0	0	23
05	Khalil Brantley*	8	1-5	0-1	6-8	5	3	3	2	0	0	18
13	Connor Dow*	3	1-2	1-1	0-0	0	3	0	1	1	1	10
25	Robert Jennings*	8	2-4	0-1	4-4	3	2	0	2	1	0	20
00	Marchelus Avery	23	8-12	1-4	6-8	3	2	1	0	0	3	25
02	Arturo Dean	4	2-4	0-0	0-2	9	0	5	2	0	4	25
06	Brandon Newman	6	2-7	2-5	0-0	6	2	1	2	1	0	21
14	Jamyrn Keller	5	2-4	1-3	0-0	1	0	0	0	0	1	17
24	Patrick Suemnick	11	5-6	0-0	1-2	1	1	1	0	0	2	20
TEAM						6	0					
TOTALS		80	27-60	6-22	20-28	37	16	14	10	3	12	

Box Scores / Recaps

	Southern Illinois	78
	Oklahoma St	85
Nov. 14, 2024 TV: ESPN+ Stillwater, Okla. (Gallagher-Iba Arena)		

	1st	2nd	Score
Southern Illinois	37	41	- 78
Oklahoma State	38	47	- 85

- **Brandon Newman** and **Abou Ousmane** scored 18 points apiece to lead OSU past SIU.
- The Cowboys dominated the turnover column, forcing 18 while committing just seven. They outscored the visitors 30-7 off those giveaways as well as 23-2 on fast break opportunities.
- OSU won despite a 50.8% performance from the visitors, who knocked down 11-of-28 threes.
- The Cowboys shot 47.7% from the field and connected on 8-of-20 from deep (.400).
- **Marchelus "Chi Chi" Avery** (11 points) and **Bryce Thompson** (10) also finished in double-figures for OSU, which snapped a 49-all tie early in the second half with an 18-4 run.
- OSU appeared to have the game comfortably in hand, up 80-62 near the 4:00 mark, but a 16-2 Saluki run cut the deficit to four points with 24 seconds left. The Cowboys regrouped with **Arturo Dean** hitting both ends of a 1-and-1 and Newman adding one more for the final margin.
- **Elijah Elliott** supplied 21 points for SIU which had defeated the Cowboys in each of the two previous seasons by a total of three points.

SOUTHERN ILLINOIS

##	Name	Pts	FG	3pt	FT	TR	PF	A	TO	B	S	MP
01	Elijah Elliott*	21	8-15	5-9	0-0	2	2	1	2	1	0	32
06	Ali Dibba*	12	4-6	1-2	3-5	5	2	2	3	0	0	19
30	Kennard Davis Jr.*	16	6-12	3-7	1-3	5	4	5	2	0	1	37
32	Jarrett Hensley*	2	1-5	0-3	0-0	8	2	3	2	1	0	25
45	Antwaun Massey*	8	4-6	0-0	0-0	2	1	1	2	2	1	21
00	Rolyns Alligbe	5	2-4	1-3	0-1	3	1	1	1	0	0	13
04	Davion Sykes	9	4-5	0-0	1-2	2	1	3	1	1	1	18
10	Damien Mayo Jr.	5	2-3	1-1	0-0	4	1	1	4	0	1	16
21	Drew Steffe	0	0-4	0-0	0-0	0	3	2	0	0	0	13
25	Jorge Moreno	0	0-1	0-0	0-0	1	1	0	0	0	0	6
TEAM						4	0		1			
TOTALS		78	31-61	11-28	5-11	36	18	19	18	5	4	

	FG	%	3Pt	%	FT	%
1st Half	15-28	54%	6-14	43%	1-3	33%
2nd Half	16-33	48%	5-14	36%	4-8	50%
Game	31-61	50.8%	11-28	39.3%	5-11	45.5%

OKLAHOMA STATE

##	Name	Pts	FG	3pt	FT	TR	PF	A	TO	B	S	MP
01	Bryce Thompson*	10	4-9	2-3	0-0	4	1	1	2	0	0	22
04	Davonte Davis*	7	3-5	0-1	1-1	4	2	1	0	1	0	22
05	Khalil Brantley*	6	2-7	0-1	2-3	2	2	3	0	0	1	21
24	Patrick Suemnick*	2	0-0	0-0	2-2	2	1	0	0	0	1	11
25	Robert Jennings II*	3	0-2	0-1	3-4	3	0	0	0	0	1	18
00	Marchelus Avery	11	4-11	3-6	0-0	4	1	4	0	2	1	25
02	Arturo Dean	6	2-7	0-1	2-2	3	5	1	0	1	0	22
06	Brandon Newman	18	7-9	3-4	1-0	3	0	3	0	1	0	31
14	Jamyrion Keller	4	1-5	0-3	2-2	2	1	1	0	0	0	13
33	Abou Ousmane	18	8-10	0-0	2-3	4	1	4	3	2	3	25
TEAM						6	0		0			
TOTALS		85	31-65	8-20	15-20	33	15	19	7	5	11	

	FG	%	3Pt	%	FT	%
1st Half	15-33	45%	3-12	25%	5-8	63%
2nd Half	16-32	50%	5-8	63%	10-12	83%
Game	31-65	47.7%	8-20	40.0%	15-20	75.0%

Officials: Roger Ayers, Michael Greenstein, Chris Paci

OSU led for 23:58 SIU led for 10:42

Ties: 7 Lead Changes: 7 | Largest: OSU by 18 (6:56 2h), SIU by 8 (14:53 1h)

Start time: 7:01 p.m. CT Duration: 2:04

Points	Paint	Off TO	2nd Ch	F Brk	Bench	Pts/Pos
SIU	36	7	15	2	19	1.07
OSU	44	30	17	23	57	1.16

	Oklahoma St	78
	Florida Atlantic	86
Nov. 22, 2024 TV: ESPNU Charleston, S.C. Charleston Classic QF		

	1st	2nd	Score
Oklahoma State	39	39	- 78
Florida Atlantic	34	52	- 86

- Mounting foul trouble eventually took its toll on OSU in Charleston Classic quarterfinal loss.
- FAU offset a 42.3% shooting ledger by converting 35-of-49 at the line – the second most free throw attempts by an OSU foe in the shot-clock era.
- **Khalil Brantley** and **Robert Jennings II** led OSU with 16 points each. Jennings secured his first double-double with a career-high 11 rebounds.
- **Brandon Newman** had 10 boards of his own, as OSU stacked up a 50-39 advantage on the glass.
- The Cowboys were whistled for 33 fouls – their highest count since a 2014 NCAA tournament loss to Gonzaga (33). They converted 22 of 32 free throws but made just 34.2% of their field goal attempts.
- The Owls committed 11 first-half turnovers but just four thereafter to help overcome a 39-34 halftime deficit. The majority of their 52 second-half points came at the charity stripe, where they knocked down 28-of-34 down the stretch.
- OSU led 65-61 after Jennings' jumper with 6:22 to play but then missed five straight shots and 4-of-8 free throws during a 5:00 drought.

OKLAHOMA STATE (3-1)

##	Name	Pts	FG	3pt	FT	TR	PF	A	TO	B	S	MP
01	Bryce Thompson*	8	0-4	0-2	8-9	2	5	1	1	0	0	18
04	Davonte Davis*	8	3-6	2-5	0-2	3	3	2	1	0	1	19
05	Khalil Brantley*	16	6-12	0-3	4-5	4	4	3	2	1	3	27
25	Robert Jennings*	14	5-8	1-1	3-4	11	4	0	3	0	1	28
33	Abou Ousmane*	7	3-8	1-1	0-2	3	5	0	2	1	1	11
00	Marchelus Avery	6	2-7	1-4	1-2	7	5	1	2	0	0	18
02	Arturo Dean	3	1-6	0-2	1-2	3	4	1	0	3	2	27
06	Brandon Newman	9	2-10	0-4	5-6	10	1	0	1	0	0	23
13	Connor Dow	0	0-0	0-0	0-0	0	0	0	0	0	0	1
14	Jamyrion Keller	7	3-9	1-4	0-0	3	2	2	1	0	0	19
24	Patrick Suemnick	0	0-3	0-0	0-0	0	0	0	0	0	0	9
TEAM						4	0		1			
TOTALS		78	25-73	6-26	22-32	50	33	13	15	2	11	

	FG	%	3Pt	%	FT	%
1st Half	14-42	33%	5-15	33%	6-9	67%
2nd Half	11-31	35%	1-11	9%	16-23	70%
Game	25-73	34.2%	6-26	23.1%	22-32	68.8%

FLORIDA ATLANTIC (4-2)

##	Name	Pts	FG	3pt	FT	TR	PF	A	TO	B	S	MP
00	Ken Evans*	14	2-8	1-3	9-11	4	2	4	2	1	1	33
02	Leland Walker*	13	2-11	0-2	9-11	3	2	3	1	0	3	29
08	Matas Vokietaitis*	7	3-3	0-0	1-4	5	4	0	1	3	0	18
18	Baba Miller*	6	2-4	1-2	1-2	8	3	1	3	1	0	24
24	Kyky Tandy*	21	5-10	4-9	7-8	4	2	0	0	0	0	28
01	Kaleb Glenn	8	3-6	0-3	2-5	4	4	0	2	0	1	27
09	Mack Langenfeld	2	0-1	0-1	2-3	0	0	0	0	0	0	4
12	Tre Carroll	11	4-6	1-2	2-3	6	4	1	3	0	0	18
25	Niccolo Moretti	4	1-3	0-1	2-2	2	2	3	0	0	0	19
TEAM						3	1		0			
TOTALS		86	22-52	7-23	35-49	39	23	11	15	5	5	

	FG	%	3Pt	%	FT	%
1st Half	11-23	48%	5-10	50%	7-15	47%
2nd Half	11-29	38%	2-13	15%	28-34	82%
Game	22-52	42.3%	7-23	30.4%	35-49	71.4%

Officials: Kipp Kissinger, Brooks Wells, Chuck Jones

OSU led for 24:34 FAU led for 13:09

Ties: 4 Lead Changes: 4 | Largest: OSU by 10 (5:02 1h), FAU by 10 (0:43 2h)

Start time: 2:30 p.m. ET Duration: 2:26

Points	Paint	Off TO	2nd Ch	F Brk	Bench	Pts/Pos
OSU	32	12	14	16	25	0.93
FAU	28	11	8	9	25	1.02

	Miami	74
	Oklahoma St	80
Nov. 22, 2024 TV: ESPNU Charleston, S.C. Charleston Classic CSF		

	1st	2nd	Score
rv/- Miami	27	47	- 74
Oklahoma State	43	37	- 80

- **Bryce Thompson** scored a team-high 17 points to lead OSU past Miami and become the 45th member of the school's 1,000-point club
- **Marchelus "Chi Chi" Avery** joined him in double-figures with 15 points and eight rebounds.
- Miami took away OSU's bread and butter, slowing the pace and avoiding turnovers, but the Cowboys feasted instead from the three-point line, knocking down 10-of-22. They hit eight of those in the first half, including five during a 5:00 stretch that turned a 20-14 lead into a 38-20 cushion with 3:27 remaining in the period.
- Thompson's layup with 15:29 left gave OSU its largest lead of the day at 51-31.
- Miami had struggled up to that point, missing 26 of its first 35 shots, before closing the game on a 17-for-23 tear (.739).
- During that 15-minute stretch, the Cowboys maintained control by knocking down 10-of-20 shots, helped by Thompson's milestone bucket – a short jumper in the lane with 13:01 to play.

MIAMI (3-2)

##	Name	Pts	FG	3pt	FT	TR	PF	A	TO	B	S	MP
00	Matthew Cleveland*	11	4-11	0-2	3-4	6	2	1	2	2	0	28
01	Lynn Kidd*	10	5-6	0-0	0-0	3	4	1	1	2	0	21
02	Brandon Johnson*	12	3-8	0-4	6-8	10	2	2	3	0	2	35
05	Jalen Blackmon*	7	2-8	1-6	2-2	1	0	4	1	1	0	30
24	Nijel Pack*	20	7-14	4-7	2-3	4	3	1	1	0	0	35
03	Jalil Bathea	0	0-2	0-2	0-0	0	0	0	1	0	0	6
04	Isaiah Johnson-Arigo	0	0-1	0-0	0-0	1	0	0	0	0	0	3
10	Paul Djobet	10	3-3	1-1	3-4	5	0	1	2	0	0	18
11	A.J. Staton-McCray	2	1-4	0-2	0-0	1	3	0	0	0	1	13
23	Austin Swartz	0	0-0	0-0	0-0	0	0	0	0	0	0	2
35	Yusif Basa-Ama	0	0-0	0-0	0-0	0	0	0	0	0	0	1
99	Divine Ugochukwu	2	1-1	0-0	0-0	1	0	0	1	0	0	8
TEAM						3	0		1			
TOTALS		74	26-58	6-24	16-21	35	14	10	13	5	3	

	FG	%	3Pt	%	FT	%
1st Half	8-27	30%	3-13	23%	8-11	73%
2nd Half	18-31	58%	3-11	27%	8-10	80%
Game	26-58	44.8%	6-24	25.0%	16-21	76.2%

OKLAHOMA STATE (4-1)

##	Name	Pts	FG	3pt	FT	TR	PF	A	TO	B	S	MP
01	Bryce Thompson*	17	6-14	2-5	3-4	3	2	2	0	0	0	27
04	Davonte Davis*	3	1-2	1-2	0-0	1	1	3	1	0	0	23
05	Khalil Brantley*	8	3-6	0-1	2-2	2	5	2	0	0	1	19
25	Robert Jennings*	6	1-2	0-0	4-4	2	2	0	0	2	0	26
33	Abou Ousmane*	8	3-5	1-1	1-2	5	2	2	0	0	1	21
00	Marchelus Avery	15	5-11	3-5	2-4	8	2	1	1	1	1	27
02	Arturo Dean	8	2-4	0-1	4-5	0	2	0	3	0	1	20
06	Brandon Newman	9	3-5	3-4	0-0	1	0	1	0	0	0	13
14	Jamyrion Keller	2	1-6	0-3	0-0	1	1	0	1	0	0	16
24	Patrick Suemnick	4	2-2	0-0	0-0	3	1	0	0	0	0	8
TEAM						5	0		2			
TOTALS		80	27-57	10-22	16-21	31	18	11	8	3	6	

Box Scores / Recaps

	Oklahoma St Nevada	78 90
Nov. 24, 2024 TV: ESPN Charleston, S.C. Charleston Classic 5th Pl.		

	1st	2nd	Score
Oklahoma State	33	45	- 78
-/rv Nevada	40	50	- 90

- OSU fell to hot-shooting Nevada in the Charleston Classic fifth-place game.
- A clash of styles saw slow, methodical Nevada (6-1) shoot 58.9% led by the front court tandem of 6-9 **Kobe Sanders** (27 points) and 6-10 **Nick Davidson** (23).
- Marchelus "Chi Chi" Avery** (15 points), **Arturo Dean** (13), **Robert Jennings** (11) and **Abou Ousmane** (11) led the scoring for OSU, which held an 18-4 edge in fastbreak points and outscored Nevada 30-17 at the foul line.
- Up 40-33 at halftime, Nevada made 9-of-10 shots to begin the second half. Sanders' third triple of the day capped an 18-3 run that upped the margin to 62-43 near the 14:00-mark.
- Avery scored seven points during an 11-0 Cowboy counter. His three-pointer that narrowed the margin back to 62-54 with a little more than 11:00 still to play.
- Jamyron Keller**'s three-pointer helped spark another 7-0 OSU run that closed the gap to 70-66 with 7:08 to play, but Nevada scored on each of its next three possessions to regain control.

OKLAHOMA STATE (4-2)

##	Name	Pts	FG	3pt	FT	TR	PF	A	TO	B	S	MP
01	Bryce Thompson*	7	1-9	0-4	5-7	5	1	2	0	0	0	33
04	Davonte Davis*	0	0-0	0-0	0-0	0	5	0	0	0	0	11
05	Khalil Brantley*	9	2-5	0-0	5-6	3	1	3	3	0	1	24
25	Robert Jennings*	11	2-3	2-3	5-6	3	1	0	1	0	0	19
33	Abou Ousmane*	11	3-8	0-0	5-8	6	4	0	1	1	0	26
00	Marchelus Avery	15	5-11	2-8	3-4	3	4	1	0	0	1	23
02	Arturo Dean	13	5-8	1-2	2-2	4	0	1	1	0	1	22
06	Brandon Newman	4	1-3	0-2	2-2	1	3	1	1	0	1	15
14	Jamyron Keller	5	1-2	1-2	2-4	0	2	0	0	0	0	14
24	Patrick Suemnick	3	1-1	0-0	1-2	2	0	0	0	0	0	13
TEAM						3	0		1			
TOTALS		78	21-50	6-21	30-41	30	23	8	8	1	4	

	FG	%	3Pt	%	FT	%
1st Half	9-23	39%	3-10	30%	12-19	63%
2nd Half	12-27	44%	3-11	27%	18-22	82%
Game	21-50	.420	6-21	28.6%	30-41	73.2%

NEVADA (6-1)

##	Name	Pts	FG	3pt	FT	TR	PF	A	TO	B	S	MP
04	Tre Coleman*	6	2-9	0-3	2-2	6	3	8	2	0	0	36
07	Brandon Love*	11	5-5	0-0	1-2	3	4	0	0	2	2	17
08	Kobe Sanders*	27	7-10	3-5	10-13	4	0	3	2	0	1	32
11	Nick Davidson*	23	9-16	1-4	4-7	4	4	2	1	0	1	31
53	Xavier Dussell*	8	3-5	2-4	0-0	1	4	0	0	0	0	18
00	Chuck Bailey III	4	2-2	0-0	0-0	1	1	0	0	0	0	11
03	Tyler Rollison	3	1-3	1-2	0-0	2	5	1	2	0	0	23
21	Justin McBride	4	2-3	0-0	0-1	6	2	0	1	0	0	12
42	K.J. Hymes	4	2-3	0-0	0-0	4	3	0	1	1	0	20
TEAM						1	0		1			
TOTALS		90	33-56	7-18	17-25	32	26	14	10	3	4	

	FG	%	3Pt	%	FT	%
1st Half	15-28	54%	2-7	29%	8-11	74%
2nd Half	18-28	64%	5-11	46%	9-14	64%
Game	33-56	58.9%	7-18	38.9%	17-25	68.0%

Officials: Pat Adams, John Hampton, Antonio Petty
NEV led for 37:57 | Ties: 4 Lead Changes: 0 | Largest: NEV by 19 (14:06 2h)
Start time: 3 p.m. ET Duration: 2:15

Points	Paint	Off To	2nd Ch	F Brk	Bench	Pts/Pos
OSU	26	9	11	18	40	1.13
NEV	46	10	9	4	15	1.30

	Oklahoma St Tulsa	76 55
Dec. 4, 2024 TV: ESPN+ Tulsa, Okla. Reynolds Center		

	1st	2nd	Score
Oklahoma State	39	37	- 76
Tulsa	26	29	- 55

- OSU scored 32 points off 22 Tulsa turnovers and held the hosts to a paltry 36% from the field.
- Tulsa native **Bryce Thompson** tallied a game-high 15 points and four assists while accounting for four of OSU's 16 steals. His performance came in front of a large contingent of family and friends, including his father Rod, a former Tulsa standout from the late 90s.
- Abou Ousmane** added 13 points and seven rebounds.
- The Cowboys turned three straight steals into transition layups during an 8-0 run to close the first half. They led 39-26 at halftime and doubled the margin to as many as 26 late.
- The Cowboys attempted 44 of their 61 shots from inside the paint. They launched just eight three-pointers -- fewest in nearly five seasons.

OKLAHOMA STATE (5-2)

##	Name	Pts	FG	3pt	FT	TR	PF	A	TO	B	S	MP
01	Bryce Thompson*	15	5-11	0-0	5-5	1	1	4	3	0	4	24
04	Davonte Davis*	4	2-4	0-0	0-0	8	2	2	1	0	1	24
05	Khalil Brantley*	4	1-3	0-1	2-5	0	2	1	0	0	3	17
25	Robert Jennings*	4	2-3	0-0	0-0	5	3	1	1	0	1	15
33	Abou Ousmane*	13	5-10	1-1	2-3	7	1	1	0	2	1	22
00	Marchelus Avery	11	5-10	1-1	0-0	6	0	2	1	1	0	20
02	Arturo Dean	8	3-6	0-0	2-2	2	0	4	2	0	3	21
06	Brandon Newman	11	5-7	1-2	0-0	3	1	0	1	1	0	18
07	Kirk Cole	0	0-0	0-0	0-0	0	0	0	0	0	0	2
13	Connor Dow	0	0-2	0-1	0-0	1	1	2	0	0	1	6
14	Jamyron Keller	2	1-3	0-1	0-0	2	3	1	0	1	1	10
19	Andrija Vukovic	1	0-0	0-0	1-2	0	1	0	1	0	0	4
24	Patrick Suemnick	3	1-0	0-0	1-4	0	2	0	3	1	0	13
34	Tyler Caron	2	1-2	0-1	0-0	0	0	0	0	1	1	2
35	Jaxton Bobik	0	0-0	0-0	0-0	0	0	0	0	0	0	2
TEAM						4	0		1			
TOTALS		76	30-61	3-8	13-21	39	17	18	14	7	16	

	FG	%	3Pt	%	FT	%
1st Half	16-29	55%	2-2	100%	5-8	63%
2nd Half	14-32	44%	1-6	17%	8-13	62%
Game	30-61	49.2%	3-8	37.5%	13-21	61.9%

TULSA (4-5)

##	Name	Pts	FG	3pt	FT	TR	PF	A	TO	B	S	MP
02	Dwon Odom*	12	6-13	0-2	0-0	5	3	1	4	3	0	32
04	Braeden Carrington*	9	3-7	3-7	0-2	2	0	1	4	2	3	25
08	Tyshawn Archie*	8	4-11	0-3	0-0	3	2	1	4	0	2	21
11	Isaiah Barnes*	8	4-8	0-2	0-1	6	2	0	2	0	2	30
35	Ian Smikle*	4	1-3	0-0	2-4	6	2	2	1	0	0	18
00	Keaston Willis	7	2-6	2-6	1-1	1	0	1	2	1	0	26
01	Matthew Reed	0	0-3	0-0	0-0	2	4	0	1	0	1	11
03	Jaye Nash	2	0-1	0-0	2-2	0	0	1	2	0	0	4
06	Jesaiah Wright	2	0-2	0-1	2-2	2	0	1	1	0	0	14
06	Justin Amadi	3	1-3	0-0	1-3	4	4	0	1	2	0	15
09	Tyler Behrend	0	0-1	0-1	0-0	0	0	0	0	0	0	2
23	Ari Seals	0	0-0	0-0	0-0	0	0	0	0	0	0	2
TEAM						4	0		0			
TOTALS		55	21-58	5-24	8-15	35	17	8	22	8	8	

	FG	%	3Pt	%	FT	%
1st Half	9-23	39%	3-12	25%	5-9	56%
2nd Half	12-35	34%	2-12	17%	3-6	50%
Game	21-58	36.2%	5-24	20.8%	8-15	53.3%

Officials: Olandis Poole, Todd Austin, Chance Moore
OSU led for 33:35 | TLS led for 4:47
Ties: 2 Lead Changes: 7 | Largest: OSU by 26 (2:53 2h), TLS by 4 (18:36 1h)
Start time: 7 p.m. CT Duration: 2:01

Points	Paint	Off To	2nd Ch	F Brk	Bench	Pts/Pos
OSU	48	32	14	17	36	1.03
TLS	20	12	8	6	14	0.74

	Oklahoma St Seton Hall	85 76
Dec. 8, 2024 TV: FS1 Newark, N.J. Prudential Center		

	1st	2nd	Score
Oklahoma State	45	40	- 85
Seton Hall	26	50	- 76

- OSU rattled Seton Hall with its defensive pressure, using a series of turnovers and fastbreak baskets to build a 19-point halftime lead on the way to an 85-76 road win.
- The victory clinched a 6-5 decision for the Big 12 in its annual challenge series with the Big East
- Robert Jennings II** and **Jamyron Keller** scored 14 each, **Khalil Brantley** tacked on eight assists, and junior guard **Arturo Dean** tallied four steals including the 200th of his collegiate career.
- OSU shot 56.9% to Seton Hall's 50%.
- The Cowboys made 11 of their first 13 shots, including 5-of-7 from three, during a 27-9 start and led 45-26 at the intermission. They registered 10 first-half takeaways while outscoring SHU 17-2 off turnovers and 16-0 on fastbreaks.
- Seton Hall committed just four more turnovers after halftime and succeeded in cutting a 25-point to as little as seven with 54 seconds to play, but the Cowboys finished the game with eight consecutive free throw makes.

OKLAHOMA STATE (6-2)


##	Name	Pts	FG	3pt	FT	TR	PF	A	TO	B	S	MP
01	Bryce Thompson*	2	0-0	0-0	2-2	1	3	1	1	0	0	8
04	Davonte Davis*	0	0-3	0-3	0-0	2	3	1	0	0	1	16
05	Khalil Brantley*	9	2-4	1-1	4-4	3	3	8	3	1	3	28
25	Robert Jennings*	14	5-7	1-3	3-4	4	4	0	2	0	0	29
33	Abou Ousmane*	13	6-9	1-1	0-0	3	4	0	3	1	0	20
00	Marchelus Avery	6	1-5	1-5	3-3	4	1	3	0	0	0	18
02	Arturo Dean	11	4-5	1-1	2-2	1	2	3	0	0	4	23
06	Brandon Newman	13	5-8	3-6	0-0	4	2	1	4	1	0	27
13	Connor Dow	0	0-0	0-0	0-0	0	0	0	0	0	0	0
14	Jamyron Keller	14	5-9	2-6	2-2	2	2	3	1	0	1	20
24	Patrick Suemnick	3	1-1	0-0	1-2	2	0	1	0	2	0	11
TEAM						1	0		2			
TOTALS		85	29-51	10-26	17-19	27	24	21	16	5	9	

	FG	%	3Pt	%	FT	%
1st Half	17-28	61%	7-15	47%	4-5	80%
2nd Half	12-23	52%	3-11	27%	13-14	93%
Game	29-51	56.9%	10-26	38.5%	17-19	89.5%

SETON HALL (5-5)

##	Name	Pts	FG	3pt	FT	TR	PF	A	TO	B	S	MP
00	Dylan Addae-Wusu*	10	3-10	1-4	3-4	1	4	3	1	0	1	30
04	Prince Aligbe*	2	1-2	0-1	0-0	1	0	0	1	0	0	15
21	Isaiah Coleman*	18	7-12	1-3	3-4	2	3	3	2	0	4	32
23	Emmanuel Okorafor*	0	0-0	0-0	0-0	0	1	0	0	0	1	3
33	Garvey Dual*	9	2-5	1-2	4-6	3	1	9	4	1	1	34
02	Chaunce Jenkins	0	0-2	0-1	0-0	3	1	1	0	0	0	10
06	David Tubek	5	2-7	0-2	1-3	4	0	0	0	0	0	14
07	Scotty Middleton	16	6-7	4-4	0-0	2	1	0	2	0	2	19
09	Yacine Toumi	3	1-2	0-1	1-2	0	4	0	0	0	0	11
19	Gus Yalden	8	3-5	0-1	2-2	3	1	0	1	1	0	11
54	Godswill Erheriene	5	2-2	0-0	1-2	3	0	0	1	0	1	21
TEAM						2	0		3			
TOTAL S		76	27-54	7-19	15-23	24	16	15	2	10		

Box Scores / Recaps

	Oklahoma St Oklahoma	65 80
Dec. 14, 2024 TV: ESPN+ Oklahoma City, Okla. Paycom Center		

	1st	2nd	Score
Oklahoma State	26	39	- 65
13/17 Oklahoma	43	37	- 80

- OSU fell 80-65 to OU in the 250th men's basketball edition of the Bedlam series at Oklahoma City's Paycom Center.
- It was the first non-conference meeting between the two in-state rivals since 1958.
- OSU trailed 30-13 near the 6:00-mark of the first half, at which point they were 3-of-16 from the field (.188) with 10 turnovers (one shy of their season average).
- The Cowboys outscored the Sooners 52-50 the rest of the way while hitting 19-of-40 from the field, but the damage had already been done.
- Reserves accounted for 42 points -- nearly two-thirds of the Cowboy total -- led by **Marchelus "Chi Chi" Avery** (19) and **Arturo Dean** (11).
- Sam Godwin** finished with a career-high 20 points and 14 rebounds for OU, which connected on 30-of-61 shots (49%), including 16-of-31 while building a 43-26 halftime advantage.
- The Cowboys shot 25.9% and the first half and 39.3% for the game.

OKLAHOMA STATE (6-3)

##	Name	Pts	FG	3pt	FT	TR	PF	A	TO	B	S	MP
01	Bryce Thompson*	2	1-6	0-1	0-0	0	0	1	1	0	0	17
04	Davonte Davis*	0	0-2	0-2	0-0	2	1	1	0	0	1	19
05	Khalil Brantley*	8	2-7	0-1	4-7	4	3	1	2	0	1	26
25	Robert Jennings*	4	2-5	0-1	0-0	4	3	0	2	1	1	18
33	Abou Ousmane*	9	4-8	0-1	1-2	4	3	1	3	0	0	20
00	Marchelus Avery	19	6-10	3-4	4-7	6	1	2	1	0	1	26
02	Arturo Dean	11	3-7	1-2	4-5	0	3	2	2	0	1	21
06	BrandonNewman	6	2-6	0-4	2-2	2	0	3	0	1	1	23
14	Jamyrone Keller	5	2-3	1-1	0-0	3	2	0	0	0	1	16
24	Patrick Suemnick	1	0-2	0-1	1-2	5	1	0	0	0	1	14
TEAM						9	0	2				
TOTALS		65	22-56	5-18	16-25	39	18	8	16	1	8	
			FG	%	3Pt	%	FT	%				
1st Half		7-27	26%	2-12	17%	10-13	77%					
2nd Half		15-29	52%	3-6	50%	6-12	50%					
Game		22-56	39.3%	5-18	27.8%	16-25	64.0%					

OKLAHOMA (10-0)

##	Name	Pts	FG	3pt	FT	TR	PF	A	TO	B	S	MP
00	Jeremiah Fears*	17	7-13	1-4	2-3	3	2	5	5	0	1	33
01	Kobe Elvis*	15	5-8	5-7	0-2	2	1	2	2	0	0	32
10	Sam Godwin*	20	10-14	0-0	0-0	14	3	1	0	2	3	28
14	Jalon Moore*	11	2-9	0-2	7-9	5	4	0	3	2	0	30
15	Duke Miles*	10	4-10	0-3	2-2	3	1	1	1	0	2	31
02	Brycen Goodine	3	1-3	1-3	0-0	2	3	0	0	0	0	6
05	Mohamed Wague	0	0-0	0-0	0-0	0	1	0	0	0	0	1
07	Dayton Forsythe	1	0-1	0-1	1-2	0	2	2	0	0	1	10
24	Jacobi Fredson-Cole	0	0-0	0-0	0-0	0	0	0	0	0	0	1
35	Glenn Taylor Jr.	0	0-2	0-2	0-0	1	3	0	1	0	0	12
45	Luke Northweather	3	1-1	1-1	0-1	2	2	1	0	0	0	16
TEAM						4	0	0				
TOTALS		80	30-61	8-23	12-19	36	22	12	12	4	7	
			FG	%	3Pt	%	FT	%				
1st Half		16-31	52%	5-15	33%	6-9	67%					
2nd Half		14-30	47%	3-8	38%	6-10	60%					
Game		30-61	49.2%	8-23	34.8%	12-19	63.2%					

Officials: Brooks Wells, Kelly Self, Chris Merio
OU led for 39:36 | Ties: 0 | Lead Changes: 0 | Largest: OU by 27 (3:26 2h)
Start time: 7:05 p.m. CT Duration: 2:12

Points	Paint	Off TO	2nd Ch	F Brk	Bench	Pts/Pos
OSU	26	9	16	8	42	0.92
OU	42	21	17	7	7	1.13

	Tarleton St Oklahoma St	61 66
Dec. 18, 2024 TV: ESPN+ Stillwater Gallagher-Iba Arena		

	1st	2nd	Score
Tarleton State	31	30	- 61
Oklahoma State	25	41	- 66

- Marchelus "Chi Chi" Avery** scored the last nine OSU points to help close out Tarleton State.
- Avery finished with 18 points and 10 rebounds for his first double-double as a Cowboy.
- Jamyrone Keller** and **Bryce Thompson** added 10 points apiece for OSU, which trailed by a dozen with 2:00 to play in the first half before launching a 19-4 run that spanned halftime.
- The Texans made 13 of their first 22 shots (.591) while building a 31-19 lead with 2:38 to play in the first half but were 12-of-32 thereafter.
- OSU shook off a 24% first-half shooting performance by making 57.7% of its second-half attempts, including 6-of-12 from deep.
- Keller knotted the game at 35 on a layup with 14:14 to play. Avery's free throw with 9:12 left snapped a 44-all tie and put the Cowboys in front for good. Over the final 3:32 he added a three-pointer, a tip-in and a layup.
- After TSU's **Bubu Benjam** missed a potential game-tying three-pointer with 20 seconds to go, Avery hit both ends of a 1-and-1 to ice it.
- OSU won the rebounding battle 42-26 and held a 14-3 edge in second-chance points.

TARLETON STATE (3-10)


##	Name	Pts	FG	3pt	FT	TR	PF	A	TO	B	S	MP
00	Izzy Miles*	10	5-8	0-1	0-0	8	1	1	0	0	2	32
06	Marty Silveira*	16	7-11	2-5	0-0	4	4	6	4	0	5	39
10	Keitenn Bristow*	17	6-10	4-7	1-2	7	4	0	1	0	0	29
11	Bubu Benjamin*	5	2-12	0-3	1-2	3	3	1	4	0	1	40
23	Chris Mpaka*	10	4-9	0-0	2-6	4	4	0	5	4	2	33
04	Jordan Mizell	0	0-0	0-0	0-0	1	0	0	0	0	0	1
12	Dantwan Grimes	3	1-3	1-2	0-0	0	1	0	0	0	0	18
21	Nick Krass	0	0-1	0-0	0-0	0	0	0	0	0	0	8
TEAM						0	0	0				
TOTALS		61	25-54	7-18	4-10	26	18	8	14	4	11	
			FG	%	3Pt	%	FT	%				
1st Half		13-23	57%	4-8	50%	1-2	50%					
2nd Half		12-31	39%	3-10	30%	3-8	38%					
Game		25-54	46.3%	7-18	38.9%	4-10	40.0%					

OKLAHOMA STATE (7-3)

##	Name	Pts	FG	3pt	FT	TR	PF	A	TO	B	S	MP
01	Bryce Thompson*	10	4-11	2-6	0-1	7	1	1	1	0	2	31
05	Khalil Brantley*	8	3-5	2-3	0-0	2	1	2	2	0	0	26
14	Jamyrone Keller*	10	3-7	0-3	4-4	2	1	3	0	0	0	26
25	Robert Jennings*	1	0-1	0-1	1-2	3	4	0	2	0	0	11
33	Abou Ousmane*	8	3-9	0-2	2-2	7	2	3	2	1	2	27
00	Marchelus Avery	18	5-12	3-6	5-8	10	3	0	5	0	0	28
02	Arturo Dean	5	1-3	1-1	2-2	1	1	3	3	0	0	15
04	Davonte Davis	2	1-2	0-0	0-0	2	1	1	1	0	0	16
06	Brandon Newman	2	1-3	0-1	0-0	2	1	0	1	0	0	11
19	Andrija Vukovic	2	1-1	0-0	0-0	0	0	0	0	0	0	7
24	Patrick Suemnick	0	0-1	0-0	0-0	1	2	0	1	0	0	7
TEAM						5	0	0				
TOTALS		66	22-55	8-23	14-19	42	17	13	18	1	7	
			FG	%	3Pt	%	FT	%				
1st Half		7-29	24%	2-11	18%	9-13	69%					
2nd Half		15-26	58%	6-12	50%	5-6	83%					
Game		22-55	40.0%	8-23	34.8%	14-19	73.7%					

Officials: Doug Sirmons, Marques Pettigrew, Kelly Self
TSU led for 19:45. OSU led for 15:42. Ties: 4 | Lead Changes: 4
Largest: TSU by 12 (2:38 1h), OSU by 8 (2:40 2h)
Start time: 7 p.m. CT Duration: 2:03 Attendance: 5,188

Points	Paint	Off TO	2nd Ch	F Brk	Bench	Pts/Pos
TARL	30	12	3	11	3	0.90
OSU	26	8	14	13	29	0.97

	Oral Roberts Oklahoma St	74 86
Dec. 22, 2024 TV: ESPN+ Stillwater Gallagher-Iba Arena		

	1st	2nd	Score
Oral Roberts	31	43	- 74
Oklahoma State	38	48	- 86

- Abou Ousmane** scored a season-high 19 points and grabbed a team-high seven boards to help OSU posts its sixth consecutive win over ORU.
- The Cowboys made just 3-of-14 threes but outmuscled the Golden Eagles around the basket, outscoring them 42-22 in the paint and 31-14 at the foul line.
- The Cowboys were +26 on the glass (46-20) and finished with their highest offensive rebounding percentage in 17 years, grabbing 17 of their 29 misses (.586). They outscored ORU 14-6 on second-chance opportunities.
- Bryce Thompson** scored 14 points and **Jamyrone Keller** and **Khalil Brantley** added 10 each.
- OSU closed the first half on a 9-2 run to go into the locker room up 38-31. The lead grew to as many as 20 points on Ousmane's jumper with 5:36 to go.
- Issac McBride** paced ORU with 27 points on 5-of-7 three-point shooting. The Golden Eagles hit 12 total threes on 30 attempts.


ORAL ROBERTS (3-9)

##	Name	Pts	FG	3pt	FT	TR	PF	A	TO	B	S	MP
05	Darius Robinson Jr.*	10	4-14	2-10	0-0	2	1	3	2	0	0	36
07	Pablo Navarro*	2	1-1	0-0	0-0	0	1	0	1	1	0	7
10	Issac McBride*	27	8-13	5-7	6-8	3	1	5	6	0	0	38
12	Jalen Miller*	3	1-6	1-4	0-0	3	2	2	1	1	1	23
22	Josh Jones*	0	0-0	0-0	0-0	0	4	1	1	0	0	16
00	JoJo Moore	9	2-5	0-0	5-5	0	2	5	0	0	3	23
01	Braeden Moore	0	0-0	0-0	0-0	0	1	0	0	0	0	4
04	Jackson Skipper	8	3-6	2-4	0-0	3	1	0	2	0	1	21
11	Mathok Majok	0	0-1	0-0	0-0	0	5	0	0	0	1	7
13	Carlos Rosario	3	1-4	1-2	0-2	2	2	0	0	0	0	13
25	Luke Gray	12	4-6	1-3	3-3	0	5	0	1	1	1	12
TEAM						7	0	2				
TOTALS		74	24-56	12-30	14-18	20	25	16	16	3	7	
			FG	%	3Pt	%	FT	%				
1st Half		10-23	43%	7-13	54%	4-5	80%					
2nd Half		14-33	42%	5-17	29%	10-13	77%					
Game		24-56	42.9%	12-30	40.0%	14-18	77.8%					

OKLAHOMA STATE (8-3)

##	Name	Pts	FG	3pt	FT	TR	PF	A	TO	B	S	MP
01	Bryce Thompson*	14	6-11	0-2	2-3	1	2	0	1	0	0	32
05	Khalil Brantley*	10	3-6	1-2	3-4	4	2	1	2	0	1	24
14	Jamyrone Keller*	10	4-6	1-2	1-1	3	4	1	1	0	0	17
25	Robert Jennings*	9	3-6	0-0	3-4	5	1	1	2	0	0	17
33	Abou Ousmane*	19	5-9	0-0	9-9	7	1	0	2	2	1	26
00	Marchelus Avery	9	2-7	1-4	4-4	6	2	3	2	1	1	22
02	Arturo Dean	4	2-5	0-0	0-0	2	1	3	2	0	4	20
04	Davonte Davis	2	0-0	0-1	2-2	4	1	0	1	0	1	12
06	Brandon Newman	3	1-4	0-3	1-2	3	2	0	2	0	0	17
19	Andrija Vukovic	6	0-0	0-0	6-10	1	1	0	0	0	0	13
TEAM						8			0			
TOTALS		86	26-54	3-14	31-39	44	17	9	15	3	9	
			FG		3Pt		%		FT		%	
1st Half		10-24	42%	1-6	17%			17-22			77%	
2nd Half		16-30	53%	2-8	25%			14-17			82%	
Game		26-54	48.1%	3-14	21.4%			31-39			79.5%	

Box Scores / Recaps

	Houston Oklahoma	60 47
Dec. 30, 2024 TV: ESPN+ Stillwater Gallagher-Iba Arena		

	1st	2nd	Score
14/14 Houston	28	32	- 60
Oklahoma State	18	29	- 47

- No. 14 Houston began its Big 12 title defense by handing OSU its first home loss of the season.
- J'Wan Roberts** finished with 20 points and 11 rebounds for UH, the national leader in scoring defense and field goal percentage defense.
- The Cowboys joined a growing list of Cougar victims, finishing with their lowest shooting percentage (.259) in more than a decade. They made just 14-of-54 attempts (4/19 from deep).
- Brandon Newman** scored a team-high 12 points for OSU to go with 10 from **Robert Jennings**.
- OSU led 17-11 on **Patrick Suemnick's** putback with 10:26 remaining in the first half, but Houston closed the period on a 17-1 run. During that stretch the Cowboys missed 10 straight shots while committing eight turnovers.
- The field goal drought hit 12:18 with three more misses to start the second half before **Arturo Dean's** putback.
- OSU won the rebounding battle, 39-34, while limiting the visitors to just five offensive boards.

HOUSTON (9-3, 1-0)

##	Name	Pts	FG	3Pt	FT	TR	PF	A	TO	B	S	MP
04	L.J. Cryer*	18	6-15	4-8	2-2	2	1	0	2	0	4	34
07	Milos Uzan*	12	5-10	2-6	0-0	6	3	4	1	0	2	36
11	Joseph Tugler*	4	2-6	0-0	0-0	2	5	2	1	3	0	19
13	J'Wan Roberts*	20	9-13	0-0	2-2	11	1	1	2	1	2	32
21	Emanuel Sharp*	2	1-4	0-2	0-0	2	1	1	0	0	0	22
00	Kordellus Jefferson	0	0-0	0-0	0-0	0	0	0	0	0	0	1
02	Cedric Lath	0	0-0	0-0	0-0	0	1	0	0	0	0	1
05	Ja'Vier Francis	2	1-4	0-0	0-0	5	2	0	2	1	0	20
08	Mylik Wilson	2	0-1	0-1	2-2	2	0	1	0	0	0	16
23	Terrance Arceneaux	0	0-3	0-3	0-0	2	2	0	3	0	0	18
25	Mercy Miller	0	0-1	0-0	0-0	0	0	0	0	0	0	1
TEAM						2	0		1			
TOTALS			24-57	6-20	6-6	34	16	9	12	5	8	

	FG	%	3Pt	%	FT	%
1st Half	13-30	43%	2-5	40%	0-0	0%
2nd Half	11-27	41%	4-15	27%	6-6	100%
Game	24-57	42.1%	6-20	30.0%	6-6	100.0%


OKLAHOMA STATE (8-4, 0-1)

##	Name	Pts	FG	3Pt	FT	TR	PF	A	TO	B	S	MP
01	Bryce Thompson*	0	0-6	0-2	0-0	1	0	1	2	0	0	11
05	Khalil Brantley*	0	0-4	0-2	0-0	8	1	4	3	0	0	29
14	Jamyrion Keller*	4	0-5	0-2	4-4	0	0	0	0	0	1	22
25	Robert Jennings*	10	2-6	0-1	6-6	5	3	0	0	1	2	26
33	Abou Ousmane*	5	2-3	0-0	1-2	6	0	0	2	0	1	30
00	Marchelus Avery	5	2-8	1-4	0-0	3	2	1	0	0	0	21
02	Arturo Dean	9	3-7	1-2	2-4	4	1	1	3	0	1	23
04	Davonte Davis	0	0-2	0-1	0-0	0	1	0	1	0	0	10
06	Brandon Newman	12	4-11	2-5	2-2	4	1	0	0	0	2	24
24	Patrick Suemnick	2	1-2	0-0	0-0	1	1	0	1	0	0	4
TEAM						7	0		2			
TOTALS			14-54	4-19	15-18	39	10	7	14	1	7	

	FG	%	3Pt	%	FT	%
1st Half	6-27	22%	1-8	13%	5-6	83%
2nd Half	8-27	30%	3-11	27%	10-12	83%
Game	14-54	25.9%	4-19	21%	15-18	83.3%

Officials: Ray Natili, Brooks Wells, Gregory Nixon
 OU led for 4:26, HOU led for 28:09 | Ties: 5 Lead Changes: 4 |
 Largest: OSU by 6 (10:24 lh), HOU by 22 (3:28 2h)
 Start time: 7:01 p.m. CT Duration: 1:54

Points	Paint	Off TO	2nd Ch	F Brk	Bench	Pts/Pos
HOU	28	16	7	14	4	0.91
OSU	20	7	10	9	28	0.71

	Oklahoma St West Virginia	
Jan. 4, 2025 TV: CBSSN Morgantown, W.Va. WVU Coliseum		

	1st	2nd	Score
Oklahoma State	19	31	- 50
rv/rv West Virginia	46	23	- 69

- OSU's second-half surge couldn't undo the damage from a prolonged first-half slump.
- The Cowboys held West Virginia scoreless for more than six minutes during a 17-2 run that sliced a 28-point deficit to as little 13 with 5:37 remaining, but could get no closer.
- Marchelus "Chi Chi" Avery** paced OSU with 15 points off the bench.
- Abou Ousmane** scored 12 of his 14 points after halftime and tacked on 11 rebounds for his first double-double in a Cowboy uniform.
- Former Cowboy **Javon Small** scored 18 of his game-high 24 points in the first half, as the Mountaineers used runs of 22-1 and 16-2 to build a commanding 46-19 lead at the break.
- The Cowboys opened 2-of-18 from the field in a 25% first half shooting performance, and the 27-point halftime deficit matched their largest ever in a Big 12 contest.
- For the game, OSU made just 3-of-21 threes and 11-of-20 free throws -- both season lows.
- WVU sank 11 threes, collected 20 points off 17 OSU turnovers, and tallied 19 second-chance points on 12 offensive rebounds.

OKLAHOMA STATE (8-5, 0-2)

##	Name	Pts	FG	3Pt	FT	TR	PF	A	TO	B	S	MP
01	Bryce Thompson*	7	2-6	0-3	3-6	2	3	0	1	0	1	23
05	Khalil Brantley*	2	1-4	0-1	0-0	2	3	1	3	0	0	28
14	Jamyrion Keller*	0	0-2	0-1	0-0	2	1	2	1	0	0	19
25	Robert Jennings*	3	1-4	0-2	1-1	4	1	0	3	0	1	12
33	Abou Ousmane*	14	6-13	0-1	2-2	11	4	0	2	0	4	28
00	Marchelus Avery	15	4-13	3-11	4-6	5	1	1	1	1	2	28
02	Arturo Dean	6	3-7	0-1	0-1	4	4	0	5	0	1	32
04	Davonte Davis	0	0-0	0-0	0-0	1	2	0	0	0	0	9
06	Brandon Newman	0	0-3	0-1	0-0	2	3	1	0	0	0	9
24	Patrick Suemnick	3	1-2	0-0	1-4	3	0	0	0	1	0	12
TEAM						2	0		1			
TOTALS			50	18-54	3-21	11-20	38	22	5	17	2	9

	FG	%	3Pt	%	FT	%
1st Half	7-28	25%	2-12	17%	3-7	43%
2nd Half	11-26	42%	1-9	11%	8-13	62%
Game	18-54	33.3%	3-21	14.3%	11-20	55.0%


WEST VIRGINIA (11-2, 2-0)

##	Name	Pts	FG	3Pt	FT	TR	PF	A	TO	B	S	MP
00	Eduardo Andre	7	3-4	0-0	1-4	10	3	4	3	1	1	27
05	Toby Okani	5	2-8	1-4	0-2	7	3	0	1	0	0	30
07	Javon Small	24	7-16	3-10	7-7	11	1	4	6	0	3	37
10	Scire Harris	9	3-10	2-6	1-2	5	2	2	1	2	3	34
11	Jonathan Powell	17	6-10	5-7	0-0	1	4	0	1	0	0	33
01	Joseph Yesufu	1	0-0	0-0	1-3	3	0	1	1	0	0	13
03	K.J. Tenner	0	0-0	0-0	0-0	0	2	1	1	0	0	13
08	Jake Auer	0	0-0	0-0	0-0	0	0	0	0	0	0	0
13	Amani Hansberry	6	2-5	0-3	2-2	3	1	3	0	0	0	13
TEAM						0	0		1			
TOTALS			69	23-55	11-30	12-20	40	16	15	15	3	7

	FG	%	3Pt	%	FT	%
1st Half	14-30	47%	8-19	42%	10-14	71%
2nd Half	9-25	36%	3-11	27%	2-6	33%
Game	23-55	41.8%	11-30	36.7%	12-20	60.0%

Officials: Antinio Petty, Tyler Kumpf, Chris Pasci
 WVU led for 39:18. Ties: 0 Lead Changes: 0 Largest: WVU by 28 (18:26 2h)
 Start time: 12:05 p.m. ET Duration: 2:07 Attendance: 11,753

Points	Paint	Off TO	2nd Ch	F Brk	Bench	Pts/Pos
OSU	28	20	11	18	24	0.74
WVU	22	12	19	1	7	1.01

	Kansas St Oklahoma St	
Jan. 7, 2025 TV: ESPN+ Stillwater Gallagher-Iba Arena		

	1st	2nd	Score
Kansas State	24	42	- 66
Oklahoma State	43	36	- 79

- Abou Ousmane** supplied 27 points and **Brandon Newman** notched the 1,000th of his collegiate career to help head coach **Steve Lutz** secure his first Big 12 victory.
- OSU finished the first half on a 20-2 run to take a 43-24 lead into the locker room and kept it in double-figures the rest of the way.
- During their big run, the Cowboys forced stops on 11 of 12 KSU possessions. They scored the last 15 points of the half, including four in the final second when Newman made two free throws and **Khalil Brantley** swooped in to steal the inbound pass (one of 11 for OSU on the night) and beat the buzzer with a 15-foot jumper.
- The Cowboys shook loose from a two-game shooting slump by knocking down 9-of-21 threes and 47.5% overall. They scored 31 points off of 19 turnovers while committing only 12.
- Coleman Hawkins** had 18 points and **David N'Guessan** added 12 points and 12 boards for KSU, which shot 51.1% but just 3-of-14 on threes.
- Newman tallied the last of his nine points on a free throw with 6:42 remaining in the second half to finish the evening at 1,000 on the nose.

KANSAS STATE (7-7, 1-2)

##	Name	Pts	FG	3Pt	FT	TR	PF	A	TO	B	S	MP
00	Dug McDaniel*	6	3-8	0-2	0-0	3	1	3	4	0	1	33
01	David N'Guessan*	12	4-6	0-0	4-4	12	2	4	2	2	2	35
02	Max Jones*	10	2-8	1-5	5-7	2	2	2	2	0	1	27
11	Brendan Hausen*	2	0-2	0-2	2-2	1	0	0	0	0	1	21
33	Coleman Hawkins*	18	7-13	1-4	3-3	5	3	2	5	2	3	32
03	C.J. Jones	7	3-4	1-1	0-0	1	2	1	3	0	0	20
04	Mobi Ikegwuruka	0	0-0	0-0	0-1	1	0	0	0	0	0	2
10	David Castillo	0	0-0	0-0	0-0	0	2	0	0	0	0	4
23	Maceab Rich	4	2-3	0-0	0-0	1	0	0	1	0	0	8
34	Ugonna Onyenso	7	3-3	0-0	1-3	1	4	0	0	1	1	18
TEAM						3	0		2			
TOTALS			66	24-47	3-14	15-20	30	16	13	19	5	9

	FG	%	3Pt	%	FT	%
1st Half	10-24	42%	2-7	29%	2-5	40%
2nd Half	14-23	61%	1-7	14%	13-15	87%
Game	24-47	51.1%	3-14	21.4%	15-20	75.0%


OKLAHOMA STATE (9-5, 1-2)

##	Name	Pts	FG	3Pt	FT	TR	PF	A	TO	B	S	MP
01	Bryce Thompson*	10	3-6	2-3	2-2	2	2	3	2	1	2	25
02	Arturo Dean*	0	0-4	0-1	0-0	4	3	3	2	0	2	21
14	Jamyrion Keller*	7	3-8	1-4	0-0	3	2	2	2	0	0	21
25	Robert Jennings*	4	1-4	0-1	2-2	4	4	1	1	0	1	20
33	Abou Ousmane*	27	11-15	1-1	4-4	5	3	0	0	2	0	28
00	Marchelus Avery	13	5-9	3-6	0-0	4	3	0	3	0	1	23
04	Davonte Davis	0	0-4	0-2	0-0	0	1	0	0	0	2	8
05	Khalil Brantley	6	2-4	0-0	2-2	2	1	5	1	0	3	24
06	Brandon Newman	9	2-4	2-3	3-4	4	0	1	1	0	0	24
24	Patrick Suemnick	3	1-1	0-0	1-4	0	0	0	0	0	0	6
TEAM						1	0		0			
TOTALS			79	28-59	9-21	14-18	29	19	15	12	3	11

	FG	%	3Pt	%	FT	%
1st Half	18-36	50%	4-9	44%	3-6	50%
2nd Half	10-23	43%	5-12	42%	11-12	92%
Game	28-59	47.5%	9-21	42.9%	14-18	77.8%

Officials: Tony Padilla, Bret Smith, Rick Crawford
 OSU led for 39:

Box Scores / Recaps

	Oklahoma St Utah	62 83
Jan. 11, 2025 TV: ESPN+ Salt Lake City, Utah Hunstman Center		

	1st	2nd	Score
Oklahoma State	26	36	- 62
Utah	37	46	- 83

- Utah scored the first 12 points of the game and cruised to its first ever Big 12 conference win.
- Playing without defensive sparkplug **Arturo Dean** (illness), OSU did little to disrupt the Utes' offensive rhythm. The hosts shot 55.6% from the field to OSU's 33.3%, helped by 12 dunks and 10 layups. They had a 46-24 advantage in the paint while piling up 23 assists and 2.08 A:TO Ratio.
- Utah made 16-of-24 second half shots (eight of them dunks) to grow an 11-point halftime lead to as many as 26 with 8:02 to play.
- Bryce Thompson** paced the Cowboys with 16 points and reserves **Chi Chi Avery** and **Brandon Newman** added 13 and 10 respectively.
- Ezra Ausar** (21), **Jake Wahlin** (16) and **Keanu Dawes** (16) led the Utah count.
- The Cowboys won the rebounding battle, 40-39, helped by 18 offensive boards, but managed just five fastbreak points--roughly a third of their Big 12-best average coming into the day.

OKLAHOMA STATE (9-6, 1-3)

##	Name	Pts	FG	3pt	FT	TR	PF	A	TO	B	S	MP
01	Bryce Thompson*	16	7-13	1-2	1-3	4	3	3	2	0	2	28
05	Khalil Brantley*	5	1-6	0-1	3-6	4	1	3	1	0	0	28
14	Jamyron Keller*	6	2-7	2-5	0-1	5	1	1	0	0	1	19
25	Robert Jennings*	2	1-3	0-1	0-0	4	2	0	0	0	0	16
33	Abou Ousmane*	8	3-10	1-1	1-2	5	2	0	2	1	1	21
00	Marchelus Avery	13	4-13	0-5	5-5	6	2	1	1	2	0	23
04	Davonte Davis	2	1-2	0-1	0-0	1	2	1	0	0	0	25
06	Brandon Newman	10	3-8	2-5	2-2	3	2	0	3	0	0	22
07	Kirk Cole	0	0-1	0-1	0-0	0	0	0	0	0	0	1
13	Connor Dow	0	0-0	0-0	0-2	0	2	0	1	0	1	7
19	Andrija Vukovic	0	0-0	0-0	0-1	2	1	0	0	0	0	2
24	Patrick Suemnick	0	0-2	0-0	0-0	3	1	0	0	0	0	7
34	Tyler Caron	0	0-1	0-1	0-0	0	0	0	0	0	0	1
TEAM						3	0	1				
TOTALS		62	22-66	6-23	12-22	40	19	9	11	3	5	

	FG	%	3Pt	%	FT	%
1st Half	8-34	24%	2-13	15%	8-11	73%
2nd Half	14-32	44%	4-10	40%	4-11	36%
Game	22-66	33.3%	6-23	26.1%	12-22	54.5%


UTAH (9-6, 1-3)

##	Name	Pts	FG	3pt	FT	TR	PF	A	TO	B	S	MP
02	Ezra Ausar*	21	7-12	0-0	7-8	4	2	0	1	0	1	17
10	Jake Wahlin*	16	5-5	3-3	3-3	4	1	3	0	0	1	28
25	Mike Sharavjams*	8	3-7	1-4	1-2	4	3	2	3	2	1	24
34	Lawson Lovering*	8	3-5	0-0	2-5	3	4	6	0	1	0	21
55	Gabe Madsen*	9	3-8	1-3	2-2	2	4	0	0	0	0	24
00	Hunter Erickson	0	0-2	0-2	0-0	3	2	0	1	1	0	21
11	Miro Little	1	0-2	0-1	1-2	2	0	3	0	1	0	18
05	Joul Karam	0	0-0	0-0	0-0	0	0	0	0	0	0	0
06	Brady Smith	0	0-0	0-0	0-0	0	0	0	0	0	0	1
08	Keanu Dawes	16	8-10	0-1	0-0	9	1	2	2	1	0	21
09	Jerry Huang	1	0-0	0-0	1-2	0	0	0	0	0	0	1
11	Caleb Lohner	0	0-1	0-0	0-0	1	3	2	2	1	0	9
32	Zach Keller	3	1-1	1-1	0-0	0	4	1	1	0	0	10
45	Mason Madsen	0	0-1	0-0	0-0	2	0	0	1	0	0	5
TEAM						5	0	0				
TOTALS		83	30-54	6-15	17-24	39	22	23	11	7	3	

	FG	%	3Pt	%	FT	%
1st Half	14-30	47%	2-7	29%	7-7	100%
2nd Half	16-24	67%	4-8	50%	10-17	59%
Game	30-54	55.6%	6-15	40.0%	17-24	70.8%

Officials: Michael Greenstein, Eric Curry, De Selle Dean
Utah led for 39:36 | Ties: 0 Lead Changes: 0 | Largest: Utah by 26
Start time: 5:01 p.m. MT Duration: 2:05

Points	Paint	Off TO	2nd Ch	F Brk	Bench	Pts/Pos
OSU	24	9	15	5	25	0.89
Utah	46	12	6	10	21	1.19

	Oklahoma St BYU	69 85
Jan. 14, 2025 TV: ESPN+ Provo, Utah Marriott Center		

	1st	2nd	Score
Oklahoma State	26	43	- 69
BYU	46	39	- 85

- BYU won a game of marathon runs.
- The hosts scored 18 straight to build a 27-point lead with just over 3:00 to play in the first half.
- The Cowboys slashed it all the way down to three with help from a 22-2 spurt. A pair of **Bryce Thompson** free throws made it 51-48 with 13:22 remaining.
- Dallin Hall** helped restore order for BYU with a pair of threes during an 11-2 BYU counter that pushed the lead back out to double-figures.
- Thompson and **Jamyron Keller** shared high scoring honors for OSU with 15 points apiece.
- Trevin Knell** led a group of five double-figure BYU scorers with 18 points, and freshman **Egor Demin** handed out eight assists.
- The Cougars shot 51.9% from the field while knocking down 12-of-28 threes.
- OSU (41.1%) missed 10 straight shots to cap a 4-for-24 start. Down 42-15, **Steve Lutz** turned to walk-on **Tyler Caron** whose triple helped spark a 9-0 run and a 19-for-32 finish.
- BYU finished +12 on the glass (38-26) and held OSU to just four second-chance points.

OKLAHOMA STATE (9-7, 1-4)

##	Name	Pts	FG	3pt	FT	TR	PF	A	TO	B	S	MP
01	Bryce Thompson*	15	4-9	0-2	7-8	1	3	0	4	0	0	23
02	Arturo Dean*	3	1-8	1-3	0-1	1	1	4	0	0	4	31
14	Jamyron Keller*	15	5-8	4-6	1-2	1	5	1	1	0	2	29
25	Robert Jennings*	4	1-4	0-1	2-4	1	3	1	1	0	1	17
33	Abou Ousmane*	13	5-8	0-1	3-4	7	2	3	1	1	0	27
00	Marchelus Avery	3	1-5	0-3	1-2	2	2	3	2	2	0	19
04	Davonte Davis	0	0-0	0-0	0-0	1	2	1	0	0	0	5
05	Khalil Brantley	5	2-4	1-1	0-0	3	3	1	1	0	0	18
06	Brandon Newman	0	0-1	0-0	0-0	1	1	3	0	1	9	
13	Connor Dow	5	2-3	1-2	0-0	1	0	0	0	0	0	7
24	Patrick Suemnick	3	1-5	0-0	1-2	4	1	1	0	0	0	11
34	Tyler Caron	3	1-1	1-1	0-0	1	0	0	0	0	0	4
TEAM						3	0	0				
TOTALS		69	23-56	8-21	15-23	26	23	16	13	3	8	

	FG	%	3Pt	%	FT	%
1st Half	8-31	26%	4-12	33%	6-11	55%
2nd Half	15-25	60%	4-9	44%	9-12	75%
Game	23-56	41.1%	8-21	38.1%	15-23	65.2%


BYU (11-5, 2-3)

##	Name	Pts	FG	3pt	FT	TR	PF	A	TO	B	S	MP
00	Mawot Mag*	6	2-5	0-2	2-4	2	1	1	1	0	2	21
03	Egor Demin*	10	3-9	1-4	3-5	5	1	8	3	2	2	29
13	Keba Keita*	10	4-6	0-0	2-4	9	2	0	0	0	1	23
15	Richie Saunders*	12	3-5	2-4	4-4	2	2	2	3	0	0	30
21	Trevin Knell*	18	6-12	4-9	2-2	5	2	1	0	0	1	27
06	Kanon Catchings	0	0-1	0-1	0-0	3	0	0	0	0	0	7
25	Dawson Baker	8	2-6	2-5	2-2	3	2	0	0	0	1	18
30	Dallin Hall	14	4-4	3-3	3-4	1	2	3	3	0	0	28
45	Fousseyni Traore	7	3-4	0-0	1-2	7	0	3	2	1	1	17
TEAM						4	0	2				
TOTALS		85	27-52	12-28	19-27	38	15	18	14	3	8	

	FG	%	3Pt	%	FT	%
1st Half	15-25	60%	5-12	42%	11-14	79%
2nd Half	12-27	44%	7-16	44%	8-13	62%
Game	27-52	51.9%	12-28	42.9%	19-27	70.4%

Officials: Antinio Petty, Chance Moore, Alexander Thompson
BYU led for 38:42. Ties: 0 Lead Changes: 0 Largest: BYU by 27 (3:23 1h)
Start time: 7:01 p.m. MT Duration: 2:15 Attendance: 16,457

Points	Paint	Off TO	2nd Ch	F Brk	Bench	Pts/Pos
OSU	24	16	4	9	19	1.00
BYU	30	18	12	12	29	1.23

	Colorado Oklahoma St	73 83
Jan. 18, 2025 TV: ESPN+ Stillwater Gallagher-Iba Arena		

	1st	2nd	Score
Colorado	33	40	- 73
Oklahoma State	43	40	- 83

- Free throws and putbacks helped OSU put away Colorado in the first Big 12 matchup between the schools in 14 years.
- Playing in his 100th game in a Cowboy uniform, **Bryce Thompson** shared high scoring honors with 15 points and matched his career high with seven free throw makes on eight attempts.
- Chi Chi Avery** chipped in 15 points of his own along with a team-best seven rebounds.
- The Cowboys made 31-of-42 foul shots and outscored the visitors 22-7 on second-chances, helped by a 36-23 rebounding margin. They turned 11 of their 13 offensive boards into points.
- OSU had as many free throw makes (21) as field goal attempts (21) in a whistle-filled first half that included 10 CU turnovers and 16 personal fouls.
- OSU pushed a 43-33 halftime lead to as many as 18 points near the 5:00-mark.
- CU made its first 16 free throw attempts of the game in a 22-of-25 effort. Ten Buffaloes combined for 12 steals.

COLORADO (9-8, 0-6)


##	Name	Pts	FG	3pt	FT	TR	PF	A	TO	B	S	MP
03	Julian Hammond III*	10	3-10	0-3	4-4	1	1	2	4	0	3	29
05	RJ Smith*	2	0-2	0-2	2-2	0	4	1	1	0	1	19
08	Bangot Dak*	15	6-8	0-1	3-3	5	1	2	2	1	1	27
23	Andrej Jakimovski*	7	3-7	1-5	0-0	3	0	2	0	1	1	25
35	Assane Diop*	0	0-0	0-0	0-1	5	0	0	0	0	1	8
06	Trevor Baskin	8	2-6	1-3	3-4	2	4	4	1	0	1	19
07	Sebastian Rancic	11	3-5	1-2	4-4	3	1	0	1	0	0	21
11	Javon Ruffin	3	1-4	1-3	0-0	0	3	3	3	1	1	18
15	Felix Kossaras	2	1-1	0-0	0-0	1	3	0	1	0	1	7
23	Harrison Carrington	6	2-3	1-2	1-2	1	3	0	1	0	1	12
50	Elijah Malone	9	2-3	0-1	5-6	1	4	1	0	0	1	15
TEAM						5	0	2				
TOTALS		73	23-49	5-22	22-25	23	29	15	16	3	12	

	FG	%	3Pt	%	FT	%
1st Half	10-23	43%	1-9	11%	12-12	100%
2nd Half	13-26	50%	4-13	31%	10-13	77%
Game	23-49	46.9%	5-22	22.7%	22-25	88.0%

OKLAHOMA STATE (10-7, 2-4)

##	Name	Pts	FG	3pt	FT	TR	PF	A	TO	B	S	MP
01	Bryce Thompson*	15	4-10	0-1	7-9	2	3	2	1	0	1	28
02	Arturo Dean*	5	1-3	1-2	2-4	2	1	3	1	0	3	24
14	Jamyron Keller*	2	0-4	0-3	2-2	4	1	0	1	0	0	14
25	Robert Jennings*	9	1-3	0-0	7-8	4	3	1	1	0	0	15
33	Abou Ousmane*	14	5-8	0-0	4-8	5	1	2	4	0	1	25
00	Marchelus Avery	15	4-10	2-5	5-7	7	0	0	1	0	2	24
04	Davonte Davis	0	0-1	0-1	0-0	0	3	3	1	0	0	8
05	Khalil Brantley	4	2-2	0-0	0-0	2	3	1	3	0	1	17
06	Brandon Newman	3	1-3	1-3	0-0	1	1	1	1	1	1	18
07	Kirk Cole	0	0-0	0-0	0-0	0	0	0	0	0	0	0
13	Connor Dow	6	2-2	2-2	0-0	2	3	0	0	0	0	12
24	Patrick Suemnick	10	3-4	0-0	4-4	4	2	0	0	0	0	15
34	Tyler Caron	0	0-0	0-0	0-0	0	0	0	0	0	0	0
TEAM						3	0		0			
TOTALS		83	23-50	6-17	31-42	36	21	13	14	1	9	

Box Scores / Recaps

	Arizona	92
	Oklahoma St	78
Jan. 21, 2025 TV: ESPN Stillwater Gallagher-Iba Arena		

	1st	2nd	Score
rv/rv Arizona	43	49	- 92
Oklahoma State	39	39	- 78

- **OSU** kept pace for a half, but Arizona's high-octane offense eventually found another gear in the first Big 12 era meeting between the programs.
- **Chi Chi Avery** and **Bryce Thompson** scored 21 points each and combined for eight of the Cowboys' 10 three-point field goals.
- The Wildcats (56.1%) made 10 triples of their own plus more than two-thirds of their shots from inside the arc.
- The Wildcats took a 43-39 lead into halftime after Jaden Bradley beat the buzzer with a three.
- Arizona scored on 10 of its first 11 second-half possessions to stretch its lead to 13.
- **Caleb Love** supplied 12 of the 25 Arizona points in that 7:00-span on three triples and a three-point play. He finished with a game-high 27.
- UA handled OSU's pressure well, committing just eight turnovers while banking 16 assists.

ARIZONA (12-6, 1-1)

##	Name	Pts	FG	3Pt	FT	TR	PF	A	TO	B	S	MP
00	Jaden Bradley*	12	3-6	3-5	3-4	2	1	4	2	0	2	37
01	Caleb Love*	27	10-17	4-9	3-4	5	1	3	0	0	3	36
03	Anthony Dell'orso*	6	2-4	1-2	1-1	0	1	3	0	0	1	13
04	Trey Townsend*	19	7-8	1-1	4-4	2	3	0	0	0	0	20
30	Tobe Awaka*	2	1-3	0-0	0-1	7	5	1	0	0	2	15
02	Addison Arnold	0	0-0	0-0	0-0	0	0	0	0	0	0	1
05	KJ Lewis	6	3-7	0-2	0-0	5	3	2	2	1	0	28
09	Carter Bryant	9	2-4	1-3	4-5	3	2	1	0	2	1	22
11	Liam Lloyd	0	0-1	0-1	0-0	1	0	0	0	0	0	1
13	Henri Veesaar	9	3-5	0-1	3-4	3	4	2	1	2	0	12
15	Grant Weltman	0	0-1	0-1	0-0	1	1	0	1	0	0	2
24	Luke Champion	0	0-0	0-0	0-0	0	0	0	0	0	0	1
33	Will Menough	0	0-0	0-0	0-0	0	0	0	0	0	0	1
34	Emmanuel Stephen	0	0-0	0-0	0-0	3	0	2	0	0	0	9
55	Conrad Martinez	2	1-1	0-0	0-0	0	0	0	0	0	0	2
TEAM						2	0					
TOTALS		92	32-57	10-25	18-23	34	21	16	8	4	10	

	FG	%	3Pt	%	FT	%
1st Half	14-25	56%	5-10	50%	10-14	71%
2nd Half	18-32	56%	5-15	33%	8-9	89%
Game	32-57	56.1%	10-25	40.0%	18-23	78.3%


OKLAHOMA STATE (10-8, 2-5)

##	Name	Pts	FG	3Pt	FT	TR	PF	A	TO	B	S	MP
01	Bryce Thompson*	21	7-13	3-5	4-4	3	1	2	2	0	1	33
02	Arturo Dean*	2	1-2	0-1	0-0	0	3	6	1	0	0	21
14	Jamyrion Keller*	6	2-8	0-2	2-3	2	1	0	3	0	1	24
25	Robert Jennings*	2	1-2	0-0	0-0	0	4	0	1	0	0	7
33	Abou Ousmane*	14	4-8	0-0	6-10	6	3	1	2	0	1	29
00	Marchelus Avery	21	7-12	5-8	2-3	3	1	2	1	1	0	28
04	Davonte Davis	0	0-1	0-1	0-0	0	3	0	1	0	0	9
06	Brandon Newman	12	3-7	2-6	4-4	5	1	2	0	0	1	30
13	Connor Dow	0	0-0	0-0	0-0	1	1	0	1	0	0	8
24	Patrick Suemnick	0	0-1	0-0	0-0	2	3	1	0	0	0	11
TEAM						7	0					
TOTALS		78	25-54	10-23	18-24	29	21	14	12	1	4	

	FG	%	3Pt	%	FT	%
1st Half	14-28	50%	5-12	42%	6-11	55%
2nd Half	11-26	42%	5-11	45%	12-13	92%
Game	25-54	46.3%	10-23	43.5%	18-24	75.0%

Officials: Randy McCall, D.J. Carstensen, Rick Crawford
 OSU led for 10:53, UA led for 24:59 | Ties: 9 Lead Changes: 4 |
 Largest: OSU by 6 (13:54 1h), UA by 20 (2:29 2h)
 Start time: 8:05 p.m. CT Duration: 2:17

Points	Paint	Off TO	2nd Ch	F Brk	Bench	Pts/Pos
ARI	38	17	5	15	26	1.35
OSU	24	12	10	10	33	1.15

	Oklahoma St	54
	Texas Tech	64
Jan. 26, 2025 TV: ESPN+ Lubbock, Texas United Supermarkets Arena		

	1st	2nd	Score
Oklahoma State	27	27	- 54
rv/24 Texas Tech	37	27	- 64

- Turnovers proved costly for OSU in 10-point loss at Texas Tech. The Cowboys committed 20 of their season-high 22 in the first 30 minutes to dig an 18-point hole before rallying.
- **Bryce Thompson** (team-high 17 points) made the first three baskets in a 16-1 run that sliced the Red Raider lead to 52-49 with just over 5:00 remaining.
- **Arturo Dean** scored nine of his 11 points during that spurt but missed a potential game-tying three with 4:33 left.
- **Abou Ousmane** (10 points, 10 rebounds) added a double-double for the Cowboys who were outscored 20-11 off turnovers and 12-1 on second-chance opportunities.
- **Chance McMillan** (14 points) nailed a jumper to stop the OSU run, and **Doug Overton** made a three-pointer (Tech's only triple in a 1-for-9 second half) to stretch the lead back out to eight with 2:24 on the clock.
- The Red Raiders hit seven first half threes to build a 37-27 halftime lead and tallied 12 of their 27 second-half points at the free throw line.

OKLAHOMA STATE (10-9, 2-6)

##	Name	Pts	FG	3Pt	FT	TR	PF	A	TO	B	S	MP
01	Bryce Thompson*	17	5-9	1-4	6-6	3	2	1	5	0	1	32
02	Arturo Dean*	11	5-11	0-2	1-1	1	3	2	1	0	1	22
14	Jamyrion Keller*	7	2-6	1-3	2-4	3	1	3	2	0	2	31
25	Robert Jennings*	10	3-4	0-2	0-0	3	2	0	2	0	0	17
33	Abou Ousmane*	2	1-7	1-1	3-5	10	5	4	0	0	0	29
00	Marchelus Avery	0	0-0	0-0	0-0	3	1	1	2	0	0	13
04	Davonte Davis	0	0-0	0-0	0-0	0	2	0	1	0	2	18
05	Khalil Brantley	2	1-1	0-0	0-0	2	1	3	0	2	0	10
06	Brandon Newman	3	1-3	0-1	1-2	4	2	0	0	0	0	17
24	Patrick Suemnick	2	1-1	0-0	0-0	0	1	1	0	0	0	11
TEAM						3	0					
TOTALS		54	19-42	3-13	13-18	30	21	9	22	0	8	

	FG	%	3Pt	%	FT	%
1st Half	10-20	50%	3-9	33%	4-7	57%
2nd Half	9-22	41%	0-4	00%	9-11	82%
Game	19-42	45.2%	3-13	23.1%	13-18	72.2%


TEXAS TECH (15-4, 6-2)

##	Name	Pts	FG	3Pt	FT	TR	PF	A	TO	B	S	MP
00	Chance McMillan*	14	5-8	3-6	1-2	6	2	1	2	0	1	30
03	Elijah Hawkins*	3	1-9	0-6	1-2	0	0	5	4	0	2	25
05	Darrion Williams*	9	3-11	1-3	2-2	2	0	2	2	0	3	27
15	JT Toppin*	8	4-7	0-1	0-1	1	4	1	2	0	1	21
24	Kerwin Walton*	6	2-3	2-3	0-0	0	3	0	0	0	1	14
01	Kevin Overton	7	2-5	1-4	2-2	3	2	2	1	0	1	25
04	Christian Anderson	9	2-4	1-3	4-6	3	2	1	1	0	0	33
33	Federiko Federiko	8	3-3	0-0	2-6	8	4	0	1	3	1	25
TEAM						4	0					
TOTALS		64	22-50	8-26	12-21	27	17	12	13	3	10	

	FG	%	3Pt	%	FT	%
1st Half	15-32	47%	7-17	41%	0-0	0%
2nd Half	7-18	39%	1-9	11%	12-21	57%
Game	22-50	44.0%	8-26	30.8%	12-21	57.1%

Officials: Kipp Kissinger, Ray Natili, Tony Padilla
 TTU led for 38:55. Ties: 0 Lead Changes: 0 Largest: TTU by 18 (11:14 2h)
 Start time: 2:01 p.m. CT Duration: 2:14 Attendance: 13,794

Points	Paint	Off TO	2nd Ch	F Brk	Bench	Pts/Pos
OSU	18	11	1	7	7	0.82
TTU	22	20	112	3	24	0.97

	Oklahoma St	57
	Kansas St	85
Jan. 29, 2025 TV: CBSN Manhattan, Kan. Bramlage Coliseum		

	1st	2nd	Score
Oklahoma State	23	34	- 57
Kansas State	45	40	- 85

- Three weeks after a lopsided loss in Stillwater, K-State turned the tables in the rematch, forcing 15 steals and hitting 12-of-23 threes.
- The Wildcats scored 28 points on 21 takeaways; 22 of them before halftime.
- OSU trailed 45-23 at the break after turning the ball over on 16 of its 33 first-half possessions.
- K-State tallied the first 10 points in a wire-to-wire win. Up 25-18, the Wildcats outscored OSU 20-5 over the final 9:40 of the first half and mounted another 12-0 run early in the second to stretch their lead to as many as 32 points.
- KSU's **Brendan Hausen** made all five of his three-point attempts on the way to a team-high 18, and **Coleman Hawkins** had 15 points, nine rebounds, six assists, three blocks and three steals.
- **Chi Chi Avery** scored 15 of his game-high 22 points after halftime for OSU, which made 39.6% of its field goals and a season-low nine free throws on 15 attempts.

OKLAHOMA STATE (10-9, 2-6)


##	Name	Pts	FG	3ot	FT	TR	PF	A	TO	B	S	MP
01	Bryce Thompson*	11	5-11	1-3	0-0	1	1	2	5	0	0	23
02	Arturo Dean*	4	2-8	0-1	0-0	2	2	0	4	0	2	17
14	Jamyrion Keller*	3	1-6	1-5	0-0	5	3	3	1	0	0	25
25	Robert Jennings*	0	0-1	0-1	0-0	0	2	0	1	0	0	6
33	Abou Ousmane*	0	0-4	0-1	0-0	3	1	0	1	1	2	17
00	Marchelus Avery	22	7-8	2-3	6-7	4	2	2	1	1	1	28
04	Davonte Davis	3	1-3	0-2	1-2	0	1	0	0	0	0	15
05	Khalil Brantley	5	2-5	1-1	0-0	3	3	1	1	0	0	19
06	Brandon Newman	7	3-5	1-1	0-0	3	0	3	3	0	3	15
07	Kirk Cole	0	0-0	0-0	0-0	0	0	0	0	0	0	2
13	Connor Dow	0	0-1	0-1	0-0	1	0	0	1	0	0	10
19	Andrija Vukovic	1	0-0	0-0	1-2	2	0	0	1	0	0	5
24	Patrick Suemnick	1	0-1	0-0	1-4	3	2	1	2	1	0	16
34	Tyler Caron	0	0-0	0-0	0-0	0	0	0	0	0	0	2
TEAM						4	0		0			
TOTALS		57	21-53	6-19	9-15	31	17	12	21	3	8	

	FG	%	3Pt	%	FT	%
1st Half	10-22	45%	2-6	33%	1-2	50%
2nd Half	11-31	35%	4-13	31%	8-13	62%
Game	21-53	39.6%	6-19	31.6%	9-15	60.0%

KANSAS STATE (8-11, 2-6)

##	Name	Pts	FG	3Pt	FT	TR	PF	A	TO	B	S	MP
00	Dug McDaniel*	10	4-12	2-5	0-0	1	1	6	1	0	3	31
01	David N'Guessan*	5	2-4	0-0	1-4	3	3	0	0	0	1	19
02	Max Jones*	14	5-8	3-4	1-1	1	1	0	4	0	1	26
11	Brendan Hausen*	18	5-6	5-5	3-4	1	0	0	1	0	1	26
33	Coleman Hawkins*	15	6-10	1-4	2-3	9	4	6	1	3	3	33
03	C.J. Jones	6	2-7	0-2	2-2	4	1	4	1	0	2	20
04	Mobi Ikegwuruka	8	3-4	0-0	2-2	3	2	0	2	1	3	12
05	Spencer Bain	0	0-0	0-0	0-0	0	0	0	0	0	0	2
10	David Castillo	5	1-3	1-2	2-2	1	0	1	2	0	1	13
15	Taj Mannings	0	0-1	0-1	0-0	2	0	0	0	0	0	3
34	Ugonna Onyenso	4	2-2	0-0	0-0	4	3	0	1	1	0	15
TEAM						2	0		1			
TOTAL S		85	30-57	12-23	13-18	31	15	17	14	5	15	

Box Scores / Recaps

	Utah	72
	Oklahoma St	81
Feb. 1, 2025 TV: ESPN+ Stillwater Gallagher-Iba Arena		

	1st	2nd	Score
Utah	33	39	- 72
Oklahoma State	41	40	- 81

- **Bryce Thompson** scored 20 points on 4-of-4 three-point shooting and **Arturo Dean** handed out a season-high seven assists to help OSU avenge a 21-point loss in Salt Lake City.
- **Marchelus "Chi Chi" Avery** added 17 points off the bench.
- Ezra Ausar paced Utah with 18 points
- The win was OSU's 300th in 25 seasons since Gallagher-Iba Arena's renovation.
- OSU shot 49% from the field, including 8-of-20 from deep, and knocked down 27-of-36 free throws.
- Coming off its two worst turnover games of the season (22 at Texas Tech, 21 at K-State), OSU tightened things up offensively, committing just 10.
- The Cowboys jumped out to 12-3 lead and never trailed.
- One of the nation's tallest teams, Utah piled up 19 second-chance points on 13 offensive rebounds. The Utes made 15-of-27 from inside the arc but just 7-of-28 from beyond it.

UTAH (12-9, 4-6)

##	Name	Pts	FG	3Pt	FT	TR	PF	A	TO	B	S	MP
02	Ezra Ausar*	18	6-10	0-1	6-12	3	4	0	2	1	1	27
10	Jake Wahlin*	7	3-5	1-3	0-0	5	5	0	1	0	0	29
25	Mike Sharavijants*	11	1-5	1-3	8-8	5	2	5	2	1	1	32
34	Lawson Lovering*	0	0-2	0-1	0-1	2	5	1	2	0	0	14
55	Gabe Madsen*	15	5-15	4-13	1-2	2	4	2	1	0	0	3
00	Hunter Erickson	2	0-5	0-3	2-2	4	2	2	1	0	2	20
01	Miro Little	0	0-0	0-0	0-0	0	0	1	0	0	0	3
08	Keanu Dawes	10	4-5	0-0	2-3	3	3	0	0	0	1	16
11	Caleb Lohner	4	2-2	0-0	0-0	1	2	0	1	0	0	4
32	Zach Keller	0	0-2	0-0	0-0	2	0	1	1	0	0	15
45	Mason Madsen	5	1-4	1-4	2-2	0	1	1	0	0	0	14
TEAM						3	0					
TOTALS		72	22-55	7-28	21-30	30	28	13	11	2	5	

	FG	%	3Pt	%	FT	%
1st Half	11-24	46%	4-11	36%	7-9	78%
2nd Half	11-31	35%	3-17	18%	14-21	67%
Game	22-55	40.0%	7-28	25.0%	21-30	70.0%


OKLAHOMA STATE (11-10, 3-7)

##	Name	Pts	FG	3Pt	FT	TR	PF	A	TO	B	S	MP
01	Bryce Thompson*	20	6-10	4-4	4-4	7	5	2	0	0	0	31
02	Arturo Dean*	9	3-4	0-0	3-6	3	1	7	3	0	3	24
14	Jamyrone Keller*	3	1-5	1-4	0-0	0	2	1	1	1	2	26
23	Robert Jennings*	6	1-3	0-0	4-4	2	3	0	1	1	0	20
33	Abou Ousmane*	8	2-5	0-1	4-4	8	4	0	1	3	1	18
00	Marchelus Avery	17	5-10	2-6	5-6	2	3	0	1	0	1	24
05	Khalil Brantley	4	0-2	0-2	4-6	1	3	3	2	0	0	18
06	Brandon Newman	2	0-2	0-2	2-2	0	1	0	0	0	1	10
13	Connor Dow	3	1-2	1-1	0-0	4	0	0	0	0	0	14
24	Patrick Suemnick	9	4-4	0-0	1-4	2	3	0	1	0	0	15
TEAM						4	0					
TOTALS		81	23-47	8-20	27-36	33	25	13	10	5	8	

	FG	%	3Pt	%	FT	%
1st Half	11-25	44%	5-11	45%	14-16	88%
2nd Half	12-22	55%	3-9	33%	13-20	65%
Game	23-47	48.9%	8-20	40.0%	27-36	75.0%

Officials: Ray Natili, Kelly Self, James Ford
OSU led for 39:41, | Ties: 0 Lead Changes: 0 | Largest: OSU by 15 (12:32 2h)
Start time: 2:01 p.m. CT Duration: 2:20

Points	Paint	Off TO	2nd Ch	F Brk	Bench	Pts/Pos
UTAH	30	15	19	8	21	1.07
OSU	22	14	8	10	35	1.21

	Oklahoma St	63
	Houston	72
Feb. 4, 2025 TV: ESPN+ Houston, Texas Fertitta Center		

	1st	2nd	Score
Oklahoma State	33	30	- 63
5/5 Houston	39	33	- 72

- OSU made shots, but No. 5 Houston made the most of the misses.
- The Cowboys connected on 51% of their field goal attempts to Houston's 41.9%, but the Cougars managed 13 extra attempts, helped by a 40-24 rebounding margin. They grabbed 18 offensive boards to OSU's four and outscored them 16-0 on second chances.
- **Abou Ousmane** led a group of four double-figure scorers with 16 points, and **Arturo Dean** added 13 points and five steals.
- **Bryce Thompson** finished with 11 points in his 100th OSU start.
- The Cowboys made eight of their first 10 shots to build an early 18-9 lead near the 12:00-mark.
- Houston started 5-of-16 but hit 11-of-16 over the remainder of the half. The Cougars took the lead for good 4:00 before halftime and opened the second with another 13-2 run.
- OSU cut a 17-point deficit down to 63-63 with 28 seconds left, but UH converted four straight free throws to preserve the win.

OKLAHOMA STATE (11-11, 3-8)

##	Name	Pts	FG	3Pt	FT	TR	PF	A	TO	B	S	MP
01	Bryce Thompson*	11	5-10	0-2	1-1	2	1	4	1	0	0	29
02	Arturo Dean*	13	5-8	2-4	1-2	0	3	4	4	0	5	29
14	Jamyrone Keller*	5	2-5	1-3	0-0	2	1	0	0	0	0	26
23	Robert Jennings*	4	1-2	0-0	2-3	2	0	0	2	1	0	18
33	Abou Ousmane*	16	7-10	1-1	1-2	4	3	1	2	0	0	32
00	Marchelus Avery	10	4-8	2-6	0-0	3	2	3	1	1	1	23
04	Davonte Davis	0	0-0	0-0	0-0	1	1	2	0	0	0	5
05	Khalil Brantley	0	0-1	0-0	0-0	2	0	0	1	0	0	11
06	Brandon Newman	4	1-5	1-3	1-2	3	3	0	0	0	0	20
24	Patrick Suemnick	0	0-0	0-0	0-2	2	2	0	0	0	0	7
TEAM						3	0					
TOTALS		63	25-49	7-19	6-12	24	16	14	11	2	6	

	FG	%	3Pt	%	FT	%
1st Half	13-24	54%	4-10	40%	3-6	50%
2nd Half	12-25	48%	3-9	33%	3-6	50%
Game	25-49	51.0%	7-19	36.8%	6-12	50.0%


HOUSTON (18-4, 9-1)

##	Name	Pts	FG	3Pt	FT	TR	PF	A	TO	B	S	MP
04	LJ Cryer*	18	6-15	4-11	2-2	3	1	0	2	0	0	38
07	Milos Utzan*	17	6-10	3-4	2-2	2	3	5	0	0	0	36
11	Joseph Tugler*	7	2-6	0-0	0-4	9	3	3	2	1	2	25
13	J'Wan Roberts*	14	6-10	0-0	2-2	10	2	1	3	0	1	38
23	Terrance Arceneaux*	10	4-12	1-5	1-2	5	1	6	1	0	1	29
02	Cedric Lath	0	0-0	0-0	0-0	1	2	0	0	0	0	8
08	Mylik Wilson	6	2-8	0-1	2-2	4	0	1	1	1	3	23
25	Mercy Miller	0	0-1	0-0	0-0	0	0	0	0	0	0	3
TEAM						6	0					
TOTALS		72	26-62	8-21	12-14	40	12	16	10	3	6	

	FG	%	3Pt	%	FT	%
1st Half	16-39	41%	5-12	42%	2-3	67%
2nd Half	10-23	43%	3-9	33%	10-11	91%
Game	26-62	41.9%	8-21	38.1%	12-14	85.7%

Officials: Marques Pettigrew, Rick Crawford, Antinio Petty
OSU led for 14:31, HOU led for 25:11. Ties: 1 Lead Changes: 5
Largest: OSU by 9 (11:55 1h), HOU by 17 (14:30 2h)
Start time: 7:01 p.m. CT Duration: 1:57 Attendance: 7,035

Points	Paint	Off TO	2nd Ch	F Brk	Bench	Pts/Pos
OSU	32	17	0	12	14	1.03
HOU	32	16	16	0	6	1.18

	Arizona St	73
	Oklahoma St	86
Feb. 9, 2025 TV: ESPN+ Stillwater Gallagher-Iba Arena		

	1st	2nd	Score
Arizona State	33	40	- 73
Oklahoma State	43	43	- 86

- Six Cowboys scored in double-figures to help OSU win its first Big 12 era meeting with Arizona State and improve to 9-2 on its home floor.
- **Jamyrone Keller** made 4-of-6 threes in a 14-point effort and five others chipped in 10 apiece.
- The Cowboys shot 44% to ASU's 33% and finished plus-12 on the glass. They outscored the visitors 15-7 on fast break opportunities and 32-16 in the paint. Both sides were 22-of-26 at the foul line.
- OSU used its depth to wear down an already depleted ASU team. The Sun Devils were without two suspended starters and lost a third (**Jayden Quintance**) to injury midway through the first half. A fourth -- center **Shawn Phillips** -- fouled out with just under 6:00 remaining.
- OSU jumped to an 11-2 lead and played the rest of the way from in front. Up 10 at halftime, the Cowboys used another 16-5 push early in the second half to grow the lead to 19 and protected it with timely free throw shooting. They sank 16-of-18 after halftime, including 13-of-14 over the final 5:40.

ARIZONA STATE (12-11, 3-9)

##	Name	Pts	FG	3Pt	FT	TR	PF	A	TO	B	S	MP
01	Mason Alston*	25	7-20	4-11	7-7	5	2	1	2	0	3	40
03	Jonson Sanon*	17	5-20	2-10	5-6	5	2	1	2	0	1	35
08	Basheer Jihad*	10	3-11	1-4	3-4	2	3	3	3	2	3	37
09	Shawn Phillips Jr.*	2	1-2	0-0	0-0	6	5	1	2	3	0	24
21	Jayden Quintance*	3	1-1	0-0	1-3	1	0	0	1	1	3	9
05	Amier Ali	12	3-8	2-6	4-4	10	1	1	0	0	1	36
06	Connor Braun	0	0-0	0-0	0-0	0	0	0	0	0	0	0
11	Bobby Hurley	4	1-1	0-0	2-2	5	0	0	0	0	1	15
12	Trevor Best	0	0-0	0-0	0-0	0	0	0	0	0	0	4
TEAM						3	0					
TOTALS		73	21-63	9-31	22-26	34	18	7	12	6	12	

	FG	%	3Pt	%	FT	%
1st Half	12-33	36%	5-15	33%	4-6	67%
2nd Half	9-30	30%	4-16	25%	18-20	90%
Game	21-63	33.3%	9-31	29.0%	22-26	84.6%

OKLAHOMA STATE (12-11, 4-8)


##	Name	Pts	FG	3Pt	FT	TR	PF	A	TO	B	S	MP
01	Bryce Thompson*	6	2-9	0-3	2-3	3	3	3	4	0	1	27
02	Arturo Dean*	10	3-6	0-0	4-4	3	2	6	0	0	1	24
14	Jamyrone Keller*	14	5-9	4-6	0-0	4	2	2	2	0	1	28
25	Robert Jennings*	10	3-6	0-0	4-4	5	3	1	1	0	1	18
33	Abou Ousmane*	8	3-5	0-1	2-3	3	4	0	1	0	0	10
00	Marchelus Avery	6	2-6	2-6	0-0	2	1	1	1	1	0	10
04	Davonte Davis	0	0-1	0-1	0-0	1	0	0	1	0	1	8
05	Khalil Brantley	10	3-7	0-1	4-5	5	0	1	1	0	2	23
06	Brandon Newman	10	3-6	2-5	2-2	8	3	2	3	0	0	18
13	Connor Dow	2	1-3	0-2	0-0	4	0	0	0	0	0	14
24	Patrick Suemnick	10	3-6	0-1	4-5	4	2	0	0	0	0	20
TEAM						4	0					
TOTALS		86	28-64	8-26	22-26	46	20	16	14	1	8	

	FG	%	3Pt	%	FT	%
1st Half	16-34	47%	5-14	36%	6-8	75%
2nd Half	12-30	40%	3-12	25%	16-18	89%
Game	28-64	43.8%	8-26	30.8%	22-26	84.6%

Officials: Doug Simmons, Kipp Kissinger, Roger Ayers
OSU led for 38:35 Ties: 0 Lead Changes: 0 Largest: OSU by 19 (14:08 2h)
Start time: 1:01 p.m. CT Duration: 2:07 Attendance: 5,639

Points	Paint	Off TO	2nd Ch	F Brk	Bench	Pts/Pos
ASU	16	16	17	7	16	1.12
OKST	38	17	14	15	38	0.95

Box Scores / Recaps

	Oklahoma St	72
	TCU	73
Feb. 12, 2025 TV: CBSN Fort Worth, Texas Schollmaier Arena		

	1st	2nd	Score
Oklahoma State	31	41	- 72
TCU	38	35	- 73

- **Vasean Allette's** desperation three with 0.4 seconds gave TCU an improbable 73-72 victory and OSU its seventh straight loss in Fort Worth.
- The shot spoiled the Cowboys' own remarkable comeback as well as their first Big 12 road win.
- TCU had the ball and a three-point lead with 33 seconds to play before speedy point guard **Arturo Dean** forced a pair of Horned Frog turnovers. The first led to a **Brandon Newman** jumper and the latter to an **Abou Ousmane** dunk that gave the Cowboys their first lead of the night -- 71-70 -- with just 19 seconds to play.
- TCU missed a layup and a tip-in, and Newman emerged from the pack with the rebound. He split a pair of free throws for a 72-70 margin with 3.2 seconds remaining.
- TCU's long inbound grazed the fingertips of an OSU defender near midcourt and landed softly in the arms of Allette, who turned, set his feet and launched a contested 25-foot jumper off the bounce for the last of his team-high 16 points.
- TCU shot 48.2% to OSU's 40.7%. The Cowboys made 18-of-24 free throws to TCU's 12-of-20 and outscored the Frogs 25-11 off turnovers.

OKLAHOMA STATE (12-12, 4-9)

##	Name	Pts	FG	3Pt	FT	TR	PF	A	TO	B	S	MP
01	Bryce Thompson*	17	5-11	2-5	5-6	6	1	3	1	0	0	32
02	Arturo Dean*	8	3-8	0-0	2-4	2	3	5	3	0	3	30
14	Jamyrion Keller*	4	1-3	0-1	2-2	2	2	2	0	0	2	17
25	Robert Jennings*	6	3-4	0-1	0-0	4	1	0	1	0	0	14
33	Abou Ousmane*	15	6-13	1-2	2-2	7	3	0	3	2	0	26
00	Marchelus Avery	9	3-8	2-7	1-2	4	3	0	1	0	0	27
04	Davonte Davis	3	1-1	1-1	0-0	0	3	0	1	0	0	6
05	Khalil Brantley	1	0-1	0-0	1-2	0	2	2	2	0	0	12
06	Brandon Newman	9	2-8	0-5	5-6	6	2	0	1	0	2	20
13	Connor Dow	0	0-0	0-0	0-0	2	1	1	0	0	0	11
24	Patrick Suemnick	0	0-2	0-0	0-0	1	0	0	1	0	0	5
TEAM						0	0					
TOTALS		72	24-59	6-22	18-24	34	21	13	14	2	7	

	FG	%	3Pt	%	FT	%
1st Half	10-26	38%	2-8	25%	9-12	75%
2nd Half	14-33	42%	4-14	29%	9-12	75%
Game	24-59	40.7%	6-22	27.3%	18-24	75.0%

TCU (13-11, 6-7)

##	Name	Pts	FG	3Pt	FT	TR	PF	A	TO	B	S	MP
00	Brendan Wenzel*	3	1-5	0-3	1-2	3	2	0	0	0	2	29
03	Vasean Allette*	16	7-18	1-4	1-1	6	3	7	7	0	1	32
08	Ernest Udeh Jr.*	5	2-2	0-0	1-1	2	5	1	0	0	0	9
15	David Punch*	6	2-4	0-1	2-4	3	4	0	1	1	0	14
21	Noah Reynolds*	13	4-9	2-4	3-6	5	3	8	3	0	1	33
05	Micah Robinson	13	4-7	3-5	2-2	4	0	0	1	0	1	20
13	Tzazarian White	3	1-4	1-3	0-1	1	1	0	0	0	0	18
32	Mallick Diallo	10	4-4	0-0	2-3	4	3	1	3	1	2	23
41	Jace Posey	4	2-3	0-1	0-0	4	0	1	1	2	0	22
TEAM						3	0					
TOTALS		73	27-56	7-21	12-20	35	21	18	17	4	7	

	FG	%	3Pt	%	FT	%
1st Half	15-29	52%	3-12	25%	5-8	63%
2nd Half	12-27	44%	4-9	44%	7-12	58%
Game	27-56	48.2%	7-21	33.3%	12-20	60.0%

Officials: Tody Padilla, Brooks Wells, Darron George
OSU led for 00:18, TCU led for 38:21, | Ties: 2 Lead Changes: 2 |
Largest: OSU by 2 (0:03 2h), TCU by 10 (11:18 2h)
Start time: 6:00 p.m. CT Duration: 2:16

Points	Paint	Off TO	2nd Ch	F Brk	Bench	Pts/Pos
OSU	31	25	14	9	22	0.99
TCU	38	11	17	11	30	1.00

	Texas Tech	93
	Oklahoma St	55
Feb. 15, 2025 TV: ESPN+ Stillwater Gallagher-Iba Arena		

	1st	2nd	Score
12/12 Texas Tech	43	50	- 93
Oklahoma State	24	31	- 55

- Visiting Texas Tech showcased its offensive firepower, hitting 16 threes and 17-of-19 free throws in a 93-55 victory -- the largest in series history, topping OSU's 77-41 win on Dec. 13, 1952.
- The Red Raiders also won the rebounding battle 40-29, collected 23 assists on 30 baskets, and outscored the Cowboys 23-5 on fast breaks and 21-8 off turnovers.
- OSU shot 37.3% from the field and 11-of-21 at the stripe while suffering just its third home loss.
- **Marchelus "Chi Chi" Avery** paced the Pokes with 13 points and five rebounds.
- **JT Toppin** finished with 32 points on 12-of-17 shooting and tallied 12 rebounds and three blocks for Texas Tech, which improved to 6-1 in true road games.
- The Red Raiders used runs of 17-5 and 9-0 to build a 43-24 halftime lead then scored the first eight points out of the locker room.

TEXAS TECH (20-5, 11-3)

##	Name	Pts	FG	3Pt	FT	TR	PF	A	TO	B	S	MP
00	Chance McMillian*	10	2-4	2-4	4-4	3	4	4	0	0	0	25
03	Elijah Hawkins*	11	3-5	3-4	2-2	4	0	6	2	0	3	34
05	Darrion Williams*	5	2-4	1-3	0-0	3	3	5	2	0	1	28
15	JT Toppin*	32	12-17	1-1	7-7	12	1	2	1	3	1	25
24	Kerwin Walton*	6	2-10	2-8	0-0	0	2	1	0	0	1	17
01	Kevin Overton	13	4-11	3-8	2-2	5	3	2	1	0	0	22
04	Christian Anderson	16	5-9	4-8	2-2	4	2	2	2	0	2	27
10	Jack Francis	0	0-1	0-1	0-0	2	0	0	0	0	0	4
33	Federiko Federiko	0	0-1	0-0	0-2	2	1	1	0	0	0	18
TEAM						5	0					
TOTALS		93	30-62	16-37	17-19	40	16	23	8	3	8	


OKLAHOMA STATE (12-13, 4-10)

##	Name	Pts	FG	3Pt	FT	TR	PF	A	TO	B	S	MP
01	Bryce Thompson*	7	3-9	0-2	1-2	0	1	1	1	0	1	14
02	Arturo Dean*	2	0-4	0-1	2-4	3	0	1	1	0	0	25
14	Jamyrion Keller*	0	0-1	0-1	0-0	2	3	1	2	1	0	12
25	Robert Jennings*	7	2-2	0-0	3-5	4	0	2	1	0	0	19
33	Abou Ousmane*	8	3-8	1-2	1-4	2	5	0	2	2	1	13
00	Marchelus Avery	13	5-11	3-6	0-1	5	1	0	1	0	0	22
04	Davonte Davis	1	0-2	0-1	1-2	1	3	1	1	0	0	22
05	Khalil Brantley	7	3-6	0-0	1-1	1	2	1	1	0	1	17
06	Brandon Newman	3	1-5	1-2	0-0	4	0	1	1	1	1	23
13	Connor Dow	0	0-1	0-1	0-0	0	0	1	1	0	0	12
19	Andrija Vukovic	2	0-0	0-0	2-2	0	1	0	0	0	0	8
24	Patrick Suemnick	2	1-1	0-0	0-0	2	0	0	0	0	0	8
34	Tyler Caron	3	1-1	1-1	0-0	1	0	0	1	0	1	5
TEAM						4	0					
TOTALS		55	19-51	6-17	11-21	29	16	9	14	4	5	

	FG	%	3Pt	%	FT	%
1st Half	8-26	31%	2-7	29%	6-14	43%
2nd Half	11-25	44%	4-10	40%	5-7	71%
Game	19-51	37.3%	6-17	35.3%	11-21	52.4%

Officials: Ray Natilli, Kelly Self, Bret Smith
OSU led for 1:50, TTU led for 38:56, | Ties: 1 Lead Changes: 3
Largest: OSU by 2 (19:21 1h), TTU by 38 (2:54 2h)
Start time: 2:01 p.m. CT Duration: 1:57

Points	Paint	Off TO	2nd Ch	F Brk	Bench	Pts/Pos
TTU	24	21	14	23	29	1.33
OSU	24	8	10	5	31	0.79

	UCF	95
	Oklahoma St	104
Feb. 19, 2025 TV: ESPN Stillwater Gallagher-Iba Arena		

	1st	2nd	Score
UCF	40	55	- 95
Oklahoma State	53	51	- 104

- OSU topped the century mark in a Big 12 game for the first time in 18 years in a 104-95 win.
- **Bryce Thompson** scored a career-high 25 to lead a group of five double-figure scorers.
- The Big 12's top tempo teams had 86 possessions apiece and combined for 51 fastbreak points, but the Cowboys took better care of the basketball, outscoring the Knights 26-5 off turnovers, helped by a +13 margin. They forced 20 and committed just seven.
- **Abou Ousmane** scored 13 of his 17 points before the intermission to help the Cowboys to a fast start. They scored on 14 of their first 18 possessions to build a 30-16 lead at the 10:40-mark of the first half and were up as many as 19 (50-31) with 4:00 left in the period.
- **Keyshawn Hall** (game-high 34 points) helped UCF pull to within 53-40 at halftime and to within five (81-76) with 5:00 to play in the game.
- The Cowboys had just two field goals the rest of the way but converted 18-of-22 free throws to preserve the win.

UCF (13-13, 4-11)

##	Name	Pts	FG	3Pt	FT	TR	PF	A	TO	B	S	MP
00	Jordan Ivy-Curry*	9	2-8	1-5	4-4	4	4	2	0	0	0	29
01	Mike Williams*	14	6-11	2-5	0-1	7	2	1	3	0	0	28
03	Darius Johnson*	23	8-12	1-3	6-7	2	5	6	3	0	2	30
04	Keyshawn Hall*	34	9-20	2-6	14-17	6	4	1	5	2	0	40
35	Rokas Jocius*	0	0-2	0-1	0-0	3	4	0	1	0	0	11
02	JJ Taylor	4	1-1	1-1	1-2	3	3	2	2	2	1	20
06	Dallan Coleman	1	0-2	0-2	1-2	2	0	0	1	0	0	11
07	Dior Johnson	8	2-2	1-1	3-3	3	2	1	3	0	0	7
15	Tyler Hendricks	0	0-0	0-0	0-0	0	0	0	0	0	0	9
22	Nils Machowski	2	0-1	0-0	2-2	4	1	1	2	0	2	15
TEAM						2	0					
TOTALS		95	28-59	8-24	31-38	36	25	14	20	4	5	


	FG	%	3Pt	%	FT	%
1st Half	12-25	48%	4-12	33%	12-14	86%
2nd Half	16-34	47%	4-12	33%	19-24	79%
Game	28-59	47.5%	8-24	33.3%	31-38	81.6%

OKLAHOMA STATE (13-13, 5-10)

##	Name	Pts	FG	3Pt	FT	TR	PF	A	TO	B	S	MP
01	Bryce Thompson*	25	10-15	1-4	4-5	3	3	3	0	1	0	33
02	Arturo Dean*	16	5-9	1-3	5-8	7	3	4	1	0	3	28
14	Jamyrion Keller*	3	1-4	1-4	0-0	4	3	3	0	0	4	19
25	Robert Jennings*	9	2-5	0-0	5-5	5	2	0	0	0	0	16
33	Abou Ousmane*	17	6-12	1-3	4-5	2	5	0	1	1	3	21
00	Marchelus Avery	10	3-5	2-4	2-2	6	3	0	0	0	0	15
04	Davonte Davis	0	0-1	0-0	0-0	2	1	0	0	0	0	7
05	Khalil Brantley	15	4-7	0-2	7-8	1	1	5	1	0	2	24
06	Brandon Newman	4	2-7	0-3	0-0	3	2	1	2	1	1	14
13	Connor Dow	3	1-6	0-3	1-2	3	2	0	1	0	1	11
24	Patrick Suemnick	2	1-3	0-0	0-0	3	0	0	1	0	0	12
TEAM						2	0					
TOTALS		104	35-74	6-27	28-35	39	26	17	7	3	14	

	FG	%	3Pt	%	FT	%
1st Half	21-40	53%	5-16	31%	6-7	86%
2nd Half	14-34	41%	1-11	09%	22-28	79%
Game	35-74	47.3%	6-27	22.2%	28-35	80.0%

Box Scores / Recaps

	Oklahoma St Kansas	64 96
Feb. 22, 2025 TV: CBS Lawrence, Kan. Allen Fieldhouse		

	1st	2nd	Score
Oklahoma State	23	41	- 64
23/25 Kansas	52	44	- 96

- Coming off its worst loss of the Bill Self era, a motivated KU closed the first half on a 29-4 run in an eventual 96-64 victory over OSU.
- Bryce Thompson** scored a game-high 21 for the Cowboys, who were within 23-19 after **Chi Chi Avery's** putback but went 1-for-10 from the field with six turnovers over the final 9:00 of the half. KU made 11 of its next 14 shots to take a 52-23 lead into the locker room and pushed the margin to as many as 39 points down the stretch.
- OSU tallied 14 steals and scored 20 points off KU's 18 giveaway, but the hosts countered with 15 steals and 27 points off 17 OSU turnovers.
- KU was +20 on the glass and shot 52.1% (helped by 14 triples) while limiting OSU to 36.7%.
- Hunter Dickinson** led KU with 16 points and 11 rebounds, **Flory Bidunga** added 16 boards, **David Coit** and **Zeke Mayo** nailed five threes each and **Dajaun Harris** tallied six steals.

OKLAHOMA STATE (13-14, 5-11)

##	Name	Pts	FG	3Pt	FT	TR	PF	A	TO	B	S	MP
01	Bryce Thompson*	21	6-16	3-4	6-7	4	2	2	3	0	2	31
02	Arturo Dean*	2	1-5	0-1	0-0	2	1	3	2	0	2	23
14	Jamyrion Keller*	2	1-5	0-2	0-2	4	1	1	1	0	0	19
25	Robert Jennings*	0	0-1	0-0	0-0	3	2	0	2	1	1	19
33	Abou Ousmane*	7	2-7	0-1	3-4	1	2	1	0	1	2	19
00	Marchelus Avery	10	4-11	2-9	0-2	3	1	2	1	1	3	18
04	Davonte Davis	0	0-0	0-0	0-0	1	0	1	0	0	0	3
05	Khalil Brantley	5	2-4	1-1	0-0	0	1	0	2	0	0	15
06	Brandon Newman	11	4-6	2-4	1-2	2	2	0	2	1	2	19
07	Kirk Cole	0	0-1	0-1	0-0	0	0	0	1	0	0	3
13	Connor Dow	2	0-2	0-2	2-2	4	0	0	0	1	0	12
19	Andrija Vukovic	4	2-2	0-0	0-0	1	0	0	0	0	0	5
24	Patrick Suemnick	0	0-0	0-0	0-0	0	2	0	1	0	0	12
34	Tyler Caron	0	0-0	0-0	0-0	0	0	0	2	0	1	2
TEAM						3	0					
TOTALS		64	22-60	8-25	12-19	28	14	10	17	5	14	

	FG	%	3Pt	%	FT	%
1st Half	8-25	32%	3-9	33%	4-8	50%
2nd Half	14-35	40%	5-16	31%	8-11	73%
Game	22-60	36.7%	8-25	32.0%	12-19	63.2%

KANSAS (18-9, 9-7)

##	Name	Pts	FG	3Pt	FT	TR	PF	A	TO	B	S	MP
01	Hunter Dickinson*	16	7-10	0-0	2-2	11	1	0	3	0	2	21
03	Dajaun Harris*	14	5-11	2-4	2-2	2	0	5	2	1	6	27
05	Zeke Mayo*	15	5-10	5-10	0-0	3	1	2	2	1	1	26
06	Rylan Griffen*	9	3-7	2-3	1-2	1	1	6	3	0	1	27
24	KJ Adams*	6	3-4	0-0	0-1	6	3	2	1	1	1	21
02	A.J. Storr	7	3-10	0-4	1-1	2	2	2	1	1	0	16
04	Rakease Passmore	0	0-2	0-0	0-0	1	1	2	2	0	0	10
08	David Coit	15	5-9	5-9	0-0	1	2	4	1	0	1	22
12	Wilder Evers	4	2-2	0-0	0-0	0	0	0	0	0	1	3
14	Patrick Cassidy	0	0-0	0-0	0-0	0	0	0	0	0	0	3
22	Dillon Wilhite	4	2-2	0-0	0-0	1	0	0	1	0	1	3
40	Flory Bidunga	6	3-6	0-0	0-0	16	3	0	2	3	1	21
TEAM						4	0					
TOTALS		96	38-73	14-30	6-8	48	14	23	18	7	15	


	FG	%	3Pt	%	FT	%
1st Half	20-35	57%	8-17	47%	4-5	80%
2nd Half	18-38	47%	6-13	46%	2-3	67%
Game	38-73	52.1%	14-30	46.7%	6-8	75.0%

Officials: Doug Simons, Brooks Wells, Keith Patterson

KU led for 37:25, | Ties: 3 Lead Changes: 0 | Largest: KU by 39 (6:55 2h)

Start time: 3:06 p.m. CT Duration: 2:00

Points	Paint	Off TO	2nd Ch	F Brk	Bench	Pts/Pos
OSU	22	20	11	8	32	0.84
KU	40	27	21	12	36	1.26

	Iowa St Oklahoma St	68 74
Feb. 25, 2025 TV: ESPN+ Stillwater Gallagher-Iba Arena		

	1st	2nd	Score
9/9 Iowa State	26	42	- 68
Oklahoma State	40	34	- 74

- OSU turned up the defensive pressure to secure its first top-25 win of the season and first over a top-10 opponent in more than two years.
- In a battle between the Big 12's top-two turnover producers, the Cowboys did most of the bullying, outscoring the Cyclones 24-10 off turnovers and 22-9 on fast break opportunities. They forced 18 and committed just 12.
- Abou Ousmane** scored a game-high 25 points on 3-of-5 three-point shooting and made all eight free throw attempts.
- Arturo Dean** (14 points) tied **Byron Eaton's** OSU record for steals in a Big 12 game (7).
- OSU, which averages just under nine steals per game, finished with 13 against the Cyclones, while ISU -- the Big 12 leader at 9.3 per contest -- managed just five.
- The Cowboys forced seven turnovers in the first six minutes to build a 12-4 lead then finished the first half on another 12-2 run to go into the break with a 40-26 advantage.
- ISU rallied to within five with 15:47 to play and made it a four-point game with 2:04 left, but the Cowboys answered each run with timely baskets.

IOWA STATE (21-7, 11-6)

##	Name	Pts	FG	3Pt	FT	TR	PF	A	TO	B	S	MP
00	Nate Heise*	13	4-6	3-4	2-2	6	2	0	2	0	1	35
01	Dishon Jackson*	4	2-5	0-0	0-1	8	3	2	1	3	0	22
02	Joshua Jefferson*	17	7-10	1-2	2-4	8	3	5	7	1	3	32
03	Tamin Lipsey*	9	3-11	1-8	2-4	5	3	4	4	0	1	35
22	Milan Momiclovic*	10	4-14	2-9	0-1	2	2	2	2	0	0	27
04	Demarion Watson	0	0-2	0-1	0-0	2	1	0	0	0	0	7
08	Curtis Jones	11	2-8	1-3	6-8	4	0	2	2	0	0	19
33	Brandon Chatfield	4	2-2	0-0	0-0	1	5	0	0	0	0	23
TEAM						2	0					
TOTALS		68	24-58	8-27	12-20	38	19	15	18	4	5	

	FG	%	3Pt	%	FT	%
1st Half	9-25	36%	4-13	31%	4-9	44%
2nd Half	15-33	45%	4-14	29%	8-11	73%
Game	24-58	41.4%	8-27	29.6%	12-20	60.0%

OKLAHOMA STATE (14-14, 6-11)

##	Name	Pts	FG	3Pt	FT	TR	PF	A	TO	B	S	MP
01	Bryce Thompson*	11	4-13	1-6	2-2	2	2	4	1	0	0	39
02	Arturo Dean*	14	4-10	0-3	6-8	4	3	4	2	0	7	32
14	Jamyrion Keller*	2	1-5	0-2	0-0	1	2	1	2	0	0	20
25	Robert Jennings*	4	2-3	0-0	0-0	7	2	1	1	0	0	14
33	Abou Ousmane*	25	7-11	3-5	8-8	6	3	1	1	1	4	27
00	Marchelus Avery	10	3-8	2-6	2-2	5	4	3	2	1	2	24
05	Khalil Brantley	0	0-2	0-0	0-0	2	3	3	2	0	0	9
06	Brandon Newman	2	1-4	0-1	0-0	3	0	1	0	0	0	21
13	Connor Dow	0	0-0	0-0	0-1	0	1	0	0	0	0	4
24	Patrick Suemnick	6	3-3	0-0	0-1	1	0	0	0	0	0	10
TEAM						3	0					
TOTALS		74	25-59	6-23	18-22	34	20	18	12	2	13	


	FG	%	3Pt	%	FT	%
1st Half	13-31	42%	4-16	25%	10-13	77%
2nd Half	12-28	43%	2-7	29%	8-9	89%
Game	25-59	42.4%	6-23	26.1%	18-22	81.8%

Officials: Ray Natili, Rick Crawford, Randy McCall

OSU led for 39:00, | Ties: 0 Lead Changes: 0 | Largest: OSU by 16 (19:46 2h)

Start time: 7:01 p.m. CT Duration: 2:11

Points	Paint	Off TO	2nd Ch	F Brk	Bench	Pts/Pos
ISU	28	10	14	9	15	0.93
OSU	36	24	17	22	18	1.01

	Oklahoma St Baylor	- -
Feb. 29, 2025 TV: ESPN+ Waco, Texas Foster Pavilion		

	1st	2nd	Score
Oklahoma State	24	37	- 61
Baylor	26	45	- 71

- A strong defensive effort wasn't enough to push OSU past Baylor. Both sides shot under 40%, but the Bears had 10 extra attempts, helped by a 16-7 edge on the offensive glass.
- Aurtro Dean** scored all nine of his points in the first 10:00, capped by a three-point play that gave him exactly 1,000 for his collegiate career and spotted OSU to an early 10-point lead.
- Baylor missed 17 of its first 20 shots but caught up after OSU missed 13 of its last 16. Down 22-12 near the 6:00 mark, BU finished on a 12-2 run to take a 26-24 into the locker room.
- After **Abou Ousmane's** putback tied the game at 29 with 18:00 to play, Baylor answered with another 12-0 spurt to take the lead for good.
- Jeremy Roach** scored a game-high 21 points for Baylor, including eight during that pivotal run.
- The Bears shot 23.5% in the first half but hit on 56% after halftime, including 6-of-13 from three.
- Bryce Thompson** finished with 19 points for the Cowboys, who shot 46% and made 17-of-21 second half free throws. They rallied to within 63-59 with 1:26 to play but could get no closer.

OKLAHOMA STATE (14-15, 6-12)

##	Name	Pts	FG	3Pt	FT	TR	PF	A	TO	B	S	MP
01	Bryce Thompson*	19	7-15	0-3	5-5	4	3	2	2	0	1	34
02	Arturo Dean*	9	3-9	2-3	1-1	4	5	1	4	0	2	28
14	Jamyrion Keller*	1	0-4	0-2	1-2	3	2	1	2	0	0	25
25	Robert Jennings*	1	0-1	0-0	1-4	1	3	0	2	0	0	17
33	Abou Ousmane*	9	3-4	0-1	3-4	6	4	0	1	1	0	13
00	Marchelus Avery	6	3-6	0-3	0-0	4	2	0	4	2	0	25
05	Khalil Brantley	6	1-2	0-0	4-4	1	1	0	1	0	0	17
06	Brandon Newman	4	0-4	0-2	4-5	1	2	0	0	0	2	19
13	Connor Dow	0	0-0	0-0	0-0	2	0	0	0	0	1	4
19	Andrija Vukovic	0	0-0	0-0	0-0	0	0	0	0	0	0	1
24	Patrick Suemnick	6	2-4	0-0	2-4	5	2	0	1	2	1	17
TEAM						4	1					
TOTALS		61	19-49	2-14	21-29	33	26	4	18	5	7	

	FG	%	3Pt	%	FT	%
1st Half	9-27	33%	2-7	29%	4-8	50%
2nd Half	10-22	45%	0-7	00%	17-21	81%
Game	19-49	38.8%	2-14	14.3%	21-29	72.4%

BAYLOR (17-12, 9-9)

##	Name	Pts	FG	3Pt	FT	TR	PF	A	TO	B	S	MP
01	Robert Wright*	16	5-14	0-5	6-10	4	2	2	2	0	0	30
07	V.J. Edgecombe*	8	1-6	0-3	6-11	10	4	1	3	0	3	32
13	Langston Love*	2	0-3	0-3	2-2	1	4	0	3	0	2	23
15	Norchad Omier*	10	3-6	0-1	4-5	13	5	1	2	0	2	34
32	Jalen Celestine*	3	1-4	1-3	0-0	1	2	0	1	0	2	17
02	Jayden Nunn	11	4-9	3-8	0-2	1	3	0	1	0	1	26
03	Jeremy Roach	21	8-17	4-7	1-2	4	2	3	3	0	1	32
22	Marino Dubravac	0	0-0	0-0	0-2	1	0	0	0	0	0	6
TEAM						6	0		0			
TOTALS		71	22-59	8-30	19-34	41	22	7	15	0	11	

Players



O / MARCHELUS "CHI CHI" AVERY

Forward | 6-8 | 210 | Fifth Year | Richmond, Va.

Career Statistics:

* = Season did not count toward eligibility (COVID-19)

Season	School	GP-GS	MIN/MPG	FGM-A	FG%	3FGM-A	3FG%	FTM-A	FT%	OR	DR	TR	RPG	PF-FO	A	TO	BLK	STL	TP	PPG
2020-21	NW Florida St. (Fr.)*																			
Junior College																				
2021-22	NM State (So.)	23-2	257/11.2	33-74	.446	10-32	.313	18-27	.667	21	36	57	2.5	20-0	13	13	7	11	94	4.1
2022-23	NM State (Jr.)	21-7	388/18.5	65-137	.474	23-55	.418	20-32	.625	36	58	94	4.5	33-0	19	24	5	11	173	8.2
2023-24	UCF (Sr.)	31-2	549/17.7	81-205	.395	36-105	.343	38-55	.691	46	79	125	4.0	37-0	23	22	8	22	236	7.6
2024-25	OK State (5th)	29-0	646/22.3	113-260	.435	53-149	.356	62-86	.721	47	86	133	4.6	57-1	38	38	18	24	341	11.8
OSU TOTALS		29-0	646/22.3	113-260	.435	53-149	.356	62-86	.721	47	86	133	4.6	57-1	38	38	18	24	341	11.8
NCAA CAREER		104-11	1840/17.7	292-676	.432	122-341	.358	138-200	.690	150	259	409	3.9	147-1	93	97	38	68	844	8.1

Quick Facts

Major	University Studies
Birthday	Dec. 12
Instagram	@chiaveryy
X (Twitter)	@ballout_chi

Season Bests

PTS	23	ST. THOMAS	11/10/24
REB	10	TARLETON ST.	12/18/24
AST	4	SOUTHERN ILLINOIS	11/14/24
STL	3	2x, Last: at Kansas	2/22/25
BLK	2	4x, Last: at Baylor	3/1/25
FGM	8	ST. THOMAS	11/10/24
3FGM	5	ARIZONA	1/21/25
FTM	6	2x, Last: at Kansas St.	1/29/25
MIN	28:06	at West Virginia	1/4/25

NCAA Career Bests (All Schools)

PTS	26	NORTHERN N.M. 12/18/22	12/18/22
REB	10	3x, Last: TARLETON ST.	12/18/24
AST	4	SOUTHERN ILLINOIS	11/14/24
STL	4	SOUTH FLA.	3/19/24
BLK	2	8x, Last: at Baylor	3/1/25
FGM	11	NORTHERN N.M. 12/18/22	12/18/22
3FGM	5	ARIZONA	1/21/25
FTM	8	at Houston	1/20/24
MIN	31	at Cincinnati	1/27/23

Miscellaneous Benchmarks

Category	'24-25	OSU Career	NCAA Career
10+ Points	20	20	40
20+ Points	3	3	9
30+ Points	-	-	0
10+ Rebounds	1	1	3
5+ Assists	-	-	0
10+ Assists	-	-	0
Double-Doubles (P-R)	1	1	3
Triple-Doubles	-	-	0
Dunks	15	15	
Fouls Drawn	60	60	
Pts. Leader	9	9	
Reb. Leader	8	8	
Ast. Leader	2	2	

Profile:

- High-flying fifth-year is one of the nation's most-athletics forwards; Goes by the nickname "Chi Chi."
- Scored 18 of his 23 points in the second half of the Nov. 10 win over St. Thomas. It was his seventh career 20-point game and his first as a Cowboy.
- Sixth-man last season at Big 12 rival UCF while splitting time between the 3 and 4 spots.
- Played two seasons at New Mexico State. As a sophomore appeared in 23 games and averaged 4.1 points for a team that swept the WAC regular season and tournament titles and upset UConn in the first round of the NCAA tournament... Took on a larger role the following year, averaging 8.2 points and 4.5 boards while shooting 41.8% from deep.
- Three-star high school recruit played his freshman season at Northwest Florida State College for former OSU assistant Butch Pierre.
- Won a Virginia state championship and earned VISAA Division III player of the year honors as a senior at Life Christian Academy in Richmond, Va. and added another state title the following year with the postgrad team at Central Pointe Christian Academy in Kissimmee, Fla.

Game-by-Game

Date	Opponent	GS	Min	FG	%	3Pt	%	FT	%	OR	DR	TR	RPG	PF	A	TO	Blk	Stl	TP	PPG
N. 4	GREEN BAY		20:22	4-13	.308	1-4	.250	1-1	1.000	1	4	5	5.0	2	0	2	0	1	10	10.0
N. 10	ST. THOMAS		24:53	8-12	.667	1-4	.250	6-8	.750	0	3	3	4.0	2	1	0	0	3	23	16.5
N. 14	SOUTHERN ILL.		24:36	4-11	.364	3-6	.500	0-0	---	0	4	4	4.0	1	4	0	2	1	11	14.7
N. 21	vs. Fla. Atlantic		17:36	2-7	.286	1-4	.250	1-2	.500	2	5	7	4.8	5	1	2	0	2	6	12.5
N. 22	vs. Miami		26:59	5-11	.455	3-5	.600	2-4	.500	4	4	8	5.4	2	1	1	1	1	15	13.0
N. 24	vs. Nevada		23:26	5-11	.455	2-8	.250	3-4	.750	0	3	3	5.0	4	1	0	0	1	15	13.3
D. 4	at Tulsa		20:35	5-10	.500	1-1	1.000	0-0	---	3	3	6	5.1	0	2	1	1	0	11	13.0
D. 8	at Seton Hall		17:52	1-5	.200	1-4	.250	3-3	1.000	1	3	4	5.0	1	3	0	0	0	6	12.1
D. 14	vs. Oklahoma		25:49	6-10	.600	3-4	.750	4-7	.571	3	3	6	5.1	1	2	1	0	1	19	12.9
D. 18	TARLETON ST.		28:03	5-12	.417	3-6	.500	5-8	.625	6	4	10	5.6	3	0	5	0	0	18	13.4
D. 22	ORAL ROBERTS		22:12	2-7	.286	1-4	.250	4-4	1.000	1	5	6	5.6	2	3	2	1	1	9	13.0
D. 30	HOUSTON*		20:35	2-8	.250	1-4	.250	0-0	---	0	3	3	5.4	2	1	0	0	0	5	12.3
J. 4	at West Virginia*		28:06	4-13	.308	3-11	.273	4-6	.667	1	4	5	5.4	1	1	1	1	2	15	12.5
J. 7	KANSAS ST.*		22:54	5-9	.556	3-6	.500	0-0	---	1	3	4	5.3	3	0	3	0	1	13	12.6
J. 11	at Utah*		22:52	4-13	.308	0-5	.000	5-5	1.000	5	1	6	5.3	2	1	1	2	0	13	12.6
J. 14	at BYU*		19:07	1-5	.200	0-3	.000	1-2	.500	0	2	2	5.1	2	3	2	2	0	3	12.0
J. 18	COLORADO*		23:44	4-10	.400	2-5	.400	5-7	.714	3	4	7	5.2	0	0	1	0	2	15	12.2
J. 21	ARIZONA*		27:51	7-12	.583	5-8	.625	2-3	.667	0	3	3	5.1	1	2	1	1	0	21	12.7
J. 26	at Texas Tech*		12:44	0-0	---	0-0	---	0-0	---	1	2	3	5.0	1	1	2	0	0	0	12.0
J. 29	at Kansas St.*		27:34	7-8	.875	2-3	.667	6-7	.857	3	1	4	5.0	2	2	1	1	1	22	12.5
F. 1	UTAH*		24:17	5-10	.500	2-6	.333	5-6	.833	1	1	2	4.8	3	0	1	0	1	17	12.7
F. 4	at Houston*		22:55	4-8	.500	2-6	.333	0-0	---	0	3	3	4.7	2	3	1	1	1	10	12.6
F. 9	ARIZONA ST.*		10:19	2-6	.333	2-6	.333	0-0	---	0	2	2	4.6	1	1	1	1	0	6	12.3
F. 12	at TCU*		26:48	3-8	.375	2-7	.286	1-2	.500	2	2	4	4.6	3	0	1	0	0	9	12.2
F. 15	TEXAS TECH*		21:39	5-11	.455	3-6	.500	0-1	.000	2	3	5	4.6	1	0	1	0	0	13	12.2
F. 19	UCF*		15:24	3-5	.600	2-4	.500	2-2	1.000	3	3	6	4.7	3	0	0	0	0	10	12.1
F. 22	at Kansas*		18:20	4-11	.364	2-9	.222	0-2	.000	1	2	3	4.6	1	2	1	1	3	10	12.0
F. 25	IOWA ST.*		23:43	3-8	.375	2-6	.333	2-2	1.000	1	4	5	4.6	4	3	2	1	2	10	12.0
M. 1	at Baylor*		24:50	3-6	.500	0-3	.000	0-0	---	2	2	4	4.6	2	0	4	2	0	6	11.8
M. 5	at UCF*																			
M. 8	CINCINNATI*																			

Players



1 / BRYCE THOMPSON



Guard / 6-6 / 200 / Graduate / Tulsa, Okla.

Career Statistics:

Season	School	GP-GS	MIN/MPG	FGM-A	FG%	3FGM-A	3FG%	FTM-A	FT%	OR	DR	TR	RPG	PF-FO	A	TO	BLK	STL	TP	PPG
2020-21	Kansas (Fr.) *	20-4	343/17.2	36-102	.353	8-36	.222	11-17	.647	5	25	30	1.5	30-0	22	21	3	7	91	4.6
2021-22	OK State (So.)	29-25	759/26.2	119-288	.413	29-100	.290	40-60	.667	13	53	66	2.3	54-0	32	36	4	17	307	10.6
2022-23	OK State (Jr.)	36-36	1098/30.5	161-411	.392	61-165	.370	41-75	.547	8	87	95	2.6	82-1	93	93	4	22	424	11.8
2023-24	OK State (Sr.)	18-17	500/27.8	71-180	.394	31-90	.344	35-52	.673	8	26	34	1.9	39-0	27	34	2	14	208	11.6
2024-25	OK State (Gr.)	29-29	767/26.5	125-289	.433	30-89	.337	85-104	.817	7	74	81	2.8	59-2	55	48	2	24	365	12.6
OSU TOTALS		112-107	3124/27.9	476-1168	.408	151-444	.340	201-291	.691	36	240	276	2.5	234-3	207	211	12	77	1304	11.6
NCAA CAREER		132-111	3467/26.3	512-1270	.403	159-480	.331	212-308	.688	41	265	306	2.3	264-3	229	232	15	84	1395	10.6

* = Season did not count toward eligibility (COVID-19)

Quick Facts

Major	Pursuing Graduate Certificate B.A. in Psychology (OSU '24)
Birthday	Feb. 26
Instagram	@brycethompson1
X (Twitter)	@B3thompson__

Season Bests

PTS	25	UCF	2/19/25
REB	7	2x, Last: UTAH	2/1/25
AST	4	3x, Last: IOWA STATE	2/25/25
STL	4	at Tulsa	12/4/24
BLK	1	2x, Last: UCF	2/19/25
FGM	10	UCF	2/19/25
3FGM	4	2x, Last: UTAH	2/1/25
FTM	7	2x, Last: COLORADO	1/18/25
MIN	38:32	IOWA STATE	2/25/25

NCAA Career Bests (All achieved at OSU)

PTS	25	UCF	2/19/25
REB	9	OKLAHOMA	1/18/23
AST	6	A&M-Corpus Christi	12/20/22
STL	4	2x, Last: at Tulsa	12/4/24
BLK	2	IOWA ST.	2/11/21
FGM	10	2x, Last: UCF	2/19/25
3FGM	7	at Kansas	12/31/22
FTM	7	3x, Last: COLORADO	1/18/25
MIN	41:53	BAYLOR (ot)	1/6/24

Miscellaneous Benchmarks

Category	'24-25	OSU Career	NCAA Career
10+ Points	21	67	70
20+ Points	5	12	12
30+ Points	-	0	0
10+ Rebounds	-	0	0
5+ Assists	-	4	4
10+ Assists	-	0	0
Double-Doubles (P-R)	-	0	0
Triple-Doubles	-	0	0
Dunks	8		
Fouls Drawn	90	300	
Pts. Leader	13	32	
Reb. Leader	2	3	
Ast. Leader	5	23	

Career Honors:

- Second Team Academic All-Big 12 (2022-23)
- Became the 45th member of OSU's 1,000-Point Club during a Nov. 22 win over Miami.
- Scored his 1,000th collegiate point on Jan. 16, 2024 against this former school, Kansas.

Profile:

- Explosive guard is OSU's longest-tenured player (4th season).
- Posted his eighth career 20-point performance in the season opener against Green Bay (Nov. 3), finishing with 22 points on 4-of-5 three-point shooting.
- Missed the last six weeks of the 2023-24 season to a shoulder injury.
- Averaged a career-best 11.8 points as a junior (2022-23) while helping OSU to a 22 wins and an NIT quarterfinal appearance and was on pace to top it in 2023-24 before suffering a season-ending shoulder injury.
- A 2020 McDonald's All-American at Tulsa's Booker T. Washington High School.

Game-by-Game

Date	Opponent	GS	Min	FG	%	3Pt	%	FT	%	OR	DR	TR	RPG	PF	A	TO	Blk	Stl	TP	PPG
N. 4	GREEN BAY	*	30:06	9-13	.692	4-5	.800	0-0	---	1	4	5	5.0	2	1	0	0	2	22	22.0
N. 10	ST. THOMAS	*	20:44	4-10	.400	1-3	.333	2-2	1.000	0	2	2	3.5	2	3	1	0	1	11	16.5
N. 14	SOUTHERN ILL.	*	22:04	4-9	.444	2-3	.667	0-0	---	0	4	4	3.7	1	1	2	0	0	10	14.3
N. 21	vs. Fla. Atlantic	*	18:11	0-4	.000	0-2	.000	6-7	.857	0	2	2	3.3	5	1	1	0	0	6	12.3
N. 22	vs. Miami	*	27:04	6-14	.429	2-5	.400	3-4	.750	0	3	3	3.2	2	2	0	0	2	17	13.2
N. 24	vs. Nevada	*	33:19	1-9	.111	0-4	.000	5-7	.714	1	4	5	3.5	1	2	0	0	0	7	12.2
D. 4	at Tulsa	*	23:44	5-11	.455	0-0	---	5-5	1.000	0	1	1	3.1	1	4	3	0	4	15	12.6
D. 8	at Seton Hall	*	08:04	0-0	---	0-0	---	2-2	1.000	0	1	1	2.9	3	1	1	0	0	2	11.3
D. 14	vs. Oklahoma	*	17:17	1-6	.167	0-1	.000	0-0	---	0	0	0	2.6	0	1	1	0	0	2	10.2
D. 18	TARLETON ST.	*	31:10	4-11	.364	2-6	.333	0-1	.000	0	7	7	3.0	1	1	1	0	2	10	10.2
D. 22	ORAL ROBERTS	*	31:22	6-11	.545	0-2	.000	2-3	.667	0	1	1	2.8	2	0	1	0	0	14	10.5
D. 30	HOUSTON^	*	10:58	0-6	.000	0-2	.000	0-0	---	0	1	1	2.7	0	1	2	0	0	0	9.7
J. 4	at West Virginia^	*	22:57	2-6	.333	0-3	.000	3-6	.500	0	2	2	2.6	3	0	1	0	1	7	9.5
J. 7	KANSAS ST.^	*	25:10	3-6	.500	2-3	.667	2-2	1.000	0	2	2	2.6	2	3	2	1	2	10	9.5
J. 11	at Utah^	*	28:20	7-13	.538	1-2	.500	1-3	.333	1	3	4	2.7	3	3	2	0	2	16	9.9
J. 14	at BYU^	*	22:57	4-9	.444	0-2	.000	7-8	.875	0	1	1	2.6	3	0	4	0	0	15	10.3
J. 18	COLORADO^	*	28:05	4-10	.400	0-1	.000	7-9	.778	0	2	2	2.5	3	2	1	0	1	15	10.5
J. 21	ARIZONA^	*	32:34	7-13	.538	3-5	.600	4-4	1.000	1	2	3	2.6	1	2	2	0	1	21	11.1
J. 26	at Texas Tech^	*	31:31	5-9	.556	1-4	.250	6-6	1.000	0	3	3	2.6	2	1	5	0	1	17	11.4
J. 29	at Kansas St.^	*	22:39	5-11	.455	1-3	.333	0-0	---	0	1	1	2.9	1	2	5	0	0	11	11.4
F. 1	UTAH^	*	30:58	6-10	.600	4-4	1.000	4-4	1.000	0	7	7	2.7	5	2	0	0	0	20	11.8
F. 4	at Houston^	*	29:32	5-10	.500	0-2	.000	1-1	1.000	0	2	2	2.7	1	4	1	0	0	11	11.8
F. 9	ARIZONA ST.^	*	26:59	2-9	.222	0-3	.000	2-3	.667	0	3	3	2.7	3	3	4	0	1	6	11.5
F. 12	at TCU^	*	31:47	5-11	.455	2-5	.400	5-6	.833	0	6	6	2.8	1	3	1	0	0	17	11.8
F. 15	TEXAS TECH^	*	23:36	3-9	.333	0-2	.000	1-2	.500	0	0	0	2.7	1	1	1	0	1	7	11.6
F. 19	UCF^	*	32:46	10-15	.667	1-4	.250	4-5	.800	0	3	3	2.7	3	3	0	1	0	25	12.1
F. 22	at Kansas^	*	30:57	6-16	.375	3-4	.750	6-7	.857	2	2	4	2.8	2	2	3	0	2	21	12.4
F. 25	IOWA ST.^	*	38:32	4-13	.308	1-6	.167	2-2	1.000	1	1	2	2.8	2	4	1	0	0	11	12.4
M. 1	at Baylor^	*	33:51	7-15	.467	0-3	.000	5-5	1.000	0	4	4	2.8	3	2	2	0	1	19	12.6
M. 5	at UCF^																			
M. 8	CINCINNATI^																			

Players



2 / ARTURO DEAN

Guard | 5-11 | 170 | Junior | Miami, Fla.

Career Statistics:

Season	School	GP-GS	MIN/MPG	FGM-A	FG%	3FGM-A	3FG%	FTM-A	FT%	OR	DR	TR	RPG	PF-FO	A	TO	BLK	STL	TP	PPG
2022-23	FIU (Fr.)	32-23	950/29.7	157-361	.435	12-60	.200	55-86	.640	31	101	132	4.1	81-2	122	101	8	81	381	11.9
2023-24	FIU (So.)	31-30	894/28.8	166-397	.418	27-89	.303	56-87	.644	32	127	159	5.1	76-4	124	114	5	104	415	13.4
2024-25	OK State (Jr.)	28-15	664/23.7	70-177	.395	12-41	.293	52-76	.684	18	59	77	2.8	57-1	87	55	1	63	204	7.3
OSU TOTALS		28-15	664/23.7	70-177	.395	12-41	.293	52-76	.684	18	59	77	2.8	57-1	87	55	1	63	204	7.3
NCAA CAREER		91-68	2508/27.6	393-935	.420	51-190	.268	163-249	.655	81	287	368	4.0	214-7	333	270	14	248	1000	11.0

Quick Facts

Major	University Studies
Birthday	Nov. 6
Instagram	@yg.turo
X (Twitter)	@ArturoDean12

Season Bests

PTS	16	UCF	2/19/25
REB	9	ST. THOMAS	11/10/24
AST	7	UTAH	2/1/25
STL	7	IOWA STATE	2/25/25
BLK	1	GREEN BAY	11/4/24
FGM	5	4x, Last: UCF	2/19/25
3FGM	2	2x, Last: at Baylor	3/1/25
FTM	6	IOWA STATE	2/25/25
MIN	31:45	IOWA STATE	2/25/25

NCAA Career Bests (All Schools)

PTS	27	LIU	12/2/23
REB	12	at Louisiana Tech	2/17/24
AST	10	at Rice	3/4/23
STL	10	FGCU	11/29/23
BLK	2	at UTEP	1/19/23
FGM	11	LIU	12/2/23
3FGM	3	at Miami FL	11/13/23
FTM	6	2x, Last: IOWA STATE	2/25/25
MIN	38	FLA. ATLANTIC (ot)	1/11/23

Miscellaneous Benchmarks

Category	'24-25	OSU Career	NCAA Career
10+ Points	8	8	53
20+ Points	-	-	5
30+ Points	-	-	0
10+ Rebounds	-	-	1
5+ Assists	6	6	28
10+ Assists	-	-	1
5+ Steals	2	2	12
10+ Steals	-	-	1
Double-Doubles (All)	-	-	3
Double-Doubles (P-R)	-	-	1
Double-Doubles (P-A)	-	-	1
Doubles-Doubles (P-S)	-	-	1
Triple-Doubles	-	-	0
Dunks	-	-	-
Fouls Drawn	57	57	-
Pts. Leader	-	-	-
Reb. Leader	2	2	-
Ast. Leader	16	16	-

Profile:

- Freaky fast guard is a terror in the open court; Led the nation in steals last year (104) at FIU.
- Is the NCAA's active career leader in steals at just shy of 2.5 per game.
- Paced the Panthers in points (13.4), rebounds (5.1), assists (4.0) and steals (3.35) during the 2023-24 season and earned Third Team All-CUSA recognition.
- Twice made the league's all-defensive squad and was its defensive player of the year as a true freshman.
- In 2023-24 posted the ninth-highest steal percentage (6.44) in the 21 years that KenPom has collected data (roughly 1-in-15 opponent possessions ended with a Dean steal).
- Was CUSA Freshman of the Year and honorable mention all-conference in 2022-23 after averaging 11.7 points, 3.8 assists and 2.5 steals.
- The rare player to post double-doubles with three different stat combos. In addition to his 19-point, 10-steal game against FGCU, had a 19-point, 12-rebound effort at Louisiana Tech (Feb. 17, 2024) and a 10-point, 10-assist line at Rice (Mar. 4, 2023). The 10 steals against FGCU were also a school record
- Won the 2022 National Prep Championship during a post-grad season at Putnam Science Academy in Connecticut. Averaged 13.9 points, 4.0 assists and 3.1 steals per game for a team that finished 38-0.
- Son of Toru Dean and Marites Benjamin. Father is a church pastor.
- Older brother, Toru, was a senior on nearby Langston University's 2024 NAIA national runner-up squad..

Game-by-Game

Date	Opponent	GS	Min	FG	%	3Pt	%	FT	%	OR	DR	TR	RPG	PF	A	TO	Blk	Stl	TP	PPG
N. 4	GREEN BAY		22:09	2-9	.222	0-2	.000	4-4	1.000	2	5	7	7.0	2	3	1	1	1	8	8.0
N. 10	ST. THOMAS		24:31	2-4	.500	0-0	---	0-2	.000	1	8	9	8.0	0	5	2	0	4	4	6.0
N. 14	SOUTHERN ILL.		22:27	2-7	.286	0-1	.000	2-2	1.000	0	2	2	6.0	3	5	1	0	1	6	6.0
N. 21	vs. Fla. Atlantic		27:35	1-6	.167	0-2	.000	1-2	.500	1	2	3	5.3	4	4	1	0	3	3	5.3
N. 22	vs. Miami		20:27	2-4	.500	0-1	.000	4-5	.800	0	0	0	4.2	2	0	3	0	1	8	5.8
N. 24	vs. Nevada		22:16	5-8	.625	1-2	.500	2-2	1.000	0	4	4	4.2	0	1	1	0	1	13	7.0
D. 4	at Tulsa		21:39	3-6	.500	0-0	---	2-2	1.000	0	2	2	3.9	0	4	2	0	3	8	7.1
D. 8	at Seton Hall		23:10	4-5	.800	1-1	1.000	2-2	1.000	1	0	1	3.5	2	3	0	0	4	11	7.6
D. 14	vs. Oklahoma		20:46	3-7	.429	1-2	.500	4-5	.800	0	0	0	3.1	3	2	2	0	1	11	8.0
D. 18	TARLETON ST.		14:52	1-3	.333	1-1	1.000	2-2	1.000	1	0	1	2.9	1	3	3	0	0	5	7.7
D. 22	ORAL ROBERTS		20:20	2-5	.400	0-1	.000	0-0	---	1	1	2	2.8	1	3	2	0	4	4	7.4
D. 30	HOUSTON*		23:12	3-7	.429	1-2	.500	2-4	.500	0	4	4	2.9	1	1	3	0	1	9	7.5
J. 4	at West Virginia*		31:40	3-7	.429	0-1	.000	0-1	.000	2	2	4	3.0	4	0	5	0	1	6	7.4
J. 7	KANSAS ST.*	*	21:25	0-4	.000	0-1	.000	0-0	---	2	2	4	3.1	3	3	2	0	2	0	6.9
J. 11	at Utah*		dnp																	
J. 14	at BYU*	*	30:55	1-8	.125	1-3	.333	0-1	.000	0	1	1	2.9	1	4	0	0	4	3	6.6
J. 18	COLORADO*	*	24:19	1-3	.333	1-2	.500	2-4	.500	0	2	2	2.9	1	3	1	0	3	5	6.5
J. 21	ARIZONA*	*	20:49	1-2	.500	0-1	.000	0-0	---	0	0	0	2.7	3	6	1	0	0	2	6.2
J. 26	at Texas Tech*	*	22:09	5-11	.455	0-2	.000	1-1	1.000	1	0	1	2.6	3	2	1	0	1	11	6.5
J. 29	at Kansas St.*	*	17:10	2-8	.250	0-1	.000	0-0	---	0	2	2	2.6	2	0	4	0	2	4	6.4
F. 1	UTAH*	*	23:58	3-4	.750	0-0	---	3-6	.500	1	2	3	2.6	1	7	3	0	3	9	6.5
F. 4	at Houston*	*	28:45	5-8	.625	2-4	.500	1-2	.500	0	0	0	2.5	3	4	4	0	5	13	6.8
F. 9	ARIZONA ST.*	*	23:54	3-6	.500	0-0	---	4-4	1.000	1	2	3	2.5	2	6	0	0	1	10	7.0
F. 12	at TCU*	*	29:40	3-8	.375	0-0	---	2-4	.500	1	1	2	2.5	3	5	3	0	3	8	7.0
F. 15	TEXAS TECH*	*	15:22	0-4	.000	0-1	.000	2-4	.500	0	3	3	2.5	0	1	1	0	0	2	6.8
F. 19	UCF*	*	28:05	5-9	.556	1-3	.333	5-8	.625	2	5	7	2.7	3	4	1	0	3	16	7.2
F. 22	at Kansas*	*	23:08	1-5	.200	0-1	.000	0-0	---	1	1	2	2.7	1	3	2	0	2	2	7.0
F. 25	IOWA ST.*	*	31:45	4-10	.400	0-3	.000	6-8	.750	0	4	4	2.7	3	4	2	0	7	14	7.2
M. 1	at Baylor*	*	27:48	3-9	.333	2-3	.667	1-1	1.000	0	4	4	2.8	5	1	4	0	2	9	7.3
M. 5	at UCF*																			
M. 8	CINCINNATI*																			

Players

4 / **DAVONTE "DEVO" DAVIS**

Guard / 6-4 / 185 / Fifth Year / Jacksonville, Ark.

Career Statistics:

* = Season did not count toward eligibility (COVID-19)

Season	School	GP-GS	MIN/MPG	FGM-A	FG%	3FGM-A	3FG%	FTM-A	FT%	OR	DR	TR	RPG	PF-FO	A	TO	BLK	STL	TP	PPG
2020-21	Arkansas (Fr.) *	30-17	714/23.8	109-229	.476	2-13	.154	34-45	.756	36	98	134	4.5	70-0	64	48	5	35	254	8.5
2021-22	Arkansas (So.)	37-14	1025/27.7	114-266	.429	20-74	.270	58-82	.707	42	96	138	3.7	95-1	102	67	0	35	306	8.3
2022-23	Arkansas (Jr.)	35-31	1159/33.1	144-347	.415	47-136	.346	46-64	.719	24	129	153	4.4	91-3	87	72	4	48	381	10.9
2023-24	Arkansas (Sr.)	30-23	822/27.4	62-171	.363	16-66	.242	37-48	.771	21	82	103	3.4	74-1	61	34	1	22	177	5.9
2024-25	OK State (5th)	26-9	365/14.0	17-57	.298	6-34	.176	6-11	.545	11	25	36	1.4	49-1	21	14	1	12	46	1.8
OSU TOTALS		26-9	365/14.0	17-57	.298	6-34	.176	6-11	.545	11	25	36	1.4	49-1	21	14	1	12	46	1.8
NCAA CAREER		158-94	4086/25.9	446-1070	.417	91-323	.282	181-250	.724	134	430	564	3.6	379-6	335	235	11	152	1164	7.4

Quick Facts

Major	University Studies
Birthday	Sept. 24
Instagram	@devofor3
X (Twitter)	@MrDevoBuckets

Season Bests

PTS	10	GREEN BAY	11/4/24
REB	8	at Tulsa	12/4/24
AST	3	2x, Last: COLORADO	1/18/25
STL	2	3x, Last: at Texas Tech	1/26/25
BLK	1	SOUTHERN ILLINOIS	12/14/24
FGM	4	GREEN BAY	11/4/24
3FGM	2	2x, Last: vs. FAU	11/21/24
FTM	2	ORAL ROBERTS	12/22/24
MIN	25:02	at Utah	1/11/25

NCAA Career Bests (All Schools)

PTS	26	vs Oklahoma	12/11/21
REB	10	4x, Last: FURMAN	12/4/23
AST	8	2x, Last: FURMAN	12/4/23
STL	5	BRADLEY	12/17/22
BLK	2	vs. Colgate	3/19/21
FGM	9	3x, Last: vs. Kansas	3/18/23
3FGM	4	4x, Last: at Texas A&M	2/15/23
FTM	9	at Texas A&M	1/8/22
MIN	45	vs. Stanford (2ot)	11/22/23

Miscellaneous Benchmarks

Category	'24-25	OSU Career	NCAA Career
10+ Points	1	1	54
20+ Points	-	-	4
30+ Points	-	-	0
10+ Rebounds	-	-	4
5+ Assists	-	-	18
10+ Assists	-	-	0
Double-Doubles (P-R)	-	-	2
Triple-Doubles	-	-	0
Dunks	-	-	-
Fouls Drawn	12	10	-
Pts. Leader	-	-	-
Reb. Leader	2	2	-
Ast. Leader	2	2	-

Profile:

- Athletic, lefty combo guard developed a reputation as one of the SEC's top defenders over a four-year run at Arkansas. Will finish his career at OSU, where he originally committed as a high school junior.
- 2023 SEC All-Defensive Team selection helped the Razorbacks to two Elite Eights and a Sweet 16.
- Appeared in 132 games with 85 starts over four seasons and totaled 1,118 points, 527 rebounds and 314 assists (ninth-most in program history).
- Only the second player in Hog history with 1,000 points, 500 rebounds and 300 assists.
- Averaged 13.3 points and 5.4 rebounds in Arkansas' eight NCAA tournament victories.
- Scored 25 points in a 2023 second-round upset of No. 1 seed Kansas and made a last-second shot to defeat Oral Roberts in the 2021 Sweet 16.
- A three-time SEC Academic Honor Roll selection.
- Averaged a career-best 10.9 points during the 2022-23 season.
- Recorded his 1,000th career point on Nov. 23, 2023 against Memphis.
- Scored a career-high 26 against Oklahoma on Dec. 11, 2021.
- An avid outdoorsman who especially enjoys fishing.

Game-by-Game

Date	Opponent	GS	Min	FG	%	3Pt	%	FT	%	OR	DR	TR	RPG	PF	A	TO	Blk	Stl	TP	PPG
N. 4	GREEN BAY	*	21:34	4-9	.444	2-5	.400	0-0	---	1	1	2	2.0	3	0	2	0	2	10	10.0
N. 10	ST. THOMAS	*	23:35	0-6	.000	0-4	.000	1-2	.500	0	1	1	1.5	1	0	0	0	0	1	5.5
N. 14	SOUTHERN ILL.	*	21:54	3-5	.600	0-1	.000	1-1	1.000	2	2	4	2.3	2	1	0	1	0	7	6.0
N. 21	vs. Fla. Atlantic	*	19:09	3-6	.500	2-5	.400	0-2	.000	1	2	3	2.5	3	2	1	0	1	8	6.5
N. 22	vs. Miami	*	22:38	1-2	.500	1-2	.500	0-0	---	0	1	1	2.2	1	3	1	0	0	3	5.8
N. 24	vs. Nevada	*	11:03	0-0	---	0-0	---	0-0	---	0	0	0	1.8	5	0	0	0	0	0	4.8
D. 4	at Tulsa	*	23:53	2-4	.500	0-0	---	0-0	---	3	5	8	2.7	2	2	1	0	1	4	4.7
D. 8	at Seton Hall	*	16:00	0-3	.000	0-3	.000	0-0	---	1	1	2	2.6	3	1	0	0	1	0	4.1
D. 14	vs. Oklahoma	*	18:39	0-2	.000	0-2	.000	0-0	---	1	1	2	2.6	1	1	0	0	1	0	3.7
D. 18	TARLETON ST.	*	15:52	1-2	.500	0-0	---	0-0	---	0	2	2	2.5	1	1	1	0	0	2	3.5
D. 22	ORAL ROBERTS	*	12:19	0-0	---	0-0	---	2-2	1.000	2	2	4	2.6	1	0	1	0	1	2	3.4
D. 30	HOUSTON*	*	10:29	0-2	.000	0-1	.000	0-0	---	0	0	0	2.4	1	0	1	0	0	0	3.1
J. 4	at West Virginia*	*	09:24	0-0	---	0-0	---	0-0	---	0	1	1	2.3	2	0	0	0	0	0	2.8
J. 7	KANSAS ST.*	*	07:51	0-4	.000	0-2	.000	0-0	---	0	0	0	2.1	1	0	0	0	2	0	2.6
J. 11	at Utah*	*	25:02	1-2	.500	0-1	.000	0-0	---	0	1	1	2.1	2	1	0	0	0	2	2.6
J. 14	at BYU*	*	04:50	0-0	---	0-0	---	0-0	---	0	1	1	2.0	2	1	0	0	0	0	2.4
J. 18	COLORADO*	*	08:14	0-1	.000	0-1	.000	0-0	---	0	0	0	1.9	3	3	1	0	0	0	2.3
J. 21	ARIZONA*	*	09:00	0-1	.000	0-1	.000	0-0	---	0	0	0	1.8	3	0	1	0	0	0	2.2
J. 26	at Texas Tech*	*	17:56	0-0	---	0-0	---	0-0	---	0	0	0	1.7	2	0	1	0	2	0	2.1
J. 29	at Kansas St.*	*	15:06	1-3	.333	0-2	.000	1-2	.500	0	0	0	1.6	1	0	0	0	0	3	2.1
F. 1	UTAH*	dnp																		
F. 4	at Houston*	*	04:40	0-0	---	0-0	---	0-0	---	0	1	1	1.6	1	2	0	0	0	0	2.0
F. 9	ARIZONA ST.*	*	08:14	0-1	.000	0-1	.000	0-0	---	0	1	1	1.5	0	0	1	0	1	0	1.9
F. 12	at TCU*	*	06:31	1-1	1.000	1-1	1.000	0-0	---	0	0	0	1.5	3	0	1	0	0	3	2.0
F. 15	TEXAS TECH*	*	22:03	0-2	.000	0-1	.000	1-2	.500	0	1	1	1.5	3	1	1	0	0	1	1.9
F. 19	UCF*	*	06:26	0-1	.000	0-1	.000	0-0	---	0	0	0	1.4	2	1	0	0	0	0	1.8
F. 22	at Kansas*	*	02:50	0-0	---	0-0	---	0-0	---	0	1	1	1.4	0	1	0	0	0	0	1.8
F. 25	IOWA ST.*	dnp																		
M. 1	at Baylor*	dnp																		
M. 5	at UCF*																			
M. 8	CINCINNATI*																			

Players



5 / KHALIL BRANTLEY

Guard | 6-1 | 180 | Senior | Bronx, N.Y.

Career Statistics:

Season	School	GP-GS	MIN/MPG	FGM-A	FG%	3FGM-A	3FG%	FTM-A	FT%	OR	DR	TR	RPG	PF-FO	A	TO	BLK	STL	TP	PPG
2021-22	La Salle (Fr.)	29-4	563/19.4	75-212	.354	16-60	.267	65-95	.684	15	53	68	2.3	52-0	46	41	4	30	231	8.0
2022-23	La Salle (So.)	32-30	1078/33.7	156-409	.381	37-110	.336	109-146	.747	43	111	154	4.8	78-0	132	86	6	50	458	14.3
2023-24	La Salle (Jr.)	33-32	1185/35.9	172-444	.387	47-144	.326	103-135	.763	41	134	175	5.3	86-0	137	74	12	50	494	15.0
2024-25	OK State (Sr.)	28-14	570/20.4	51-127	.402	8-28	.286	62-82	.756	22	47	69	2.5	57-1	63	48	3	30	172	6.1
OSU TOTALS		28-14	570/20.4	51-127	.402	8-28	.286	62-82	.756	22	47	69	2.5	57-1	63	48	3	30	172	6.1
NCAA CAREER		122-80	3395/27.8	454-1192	.381	108-342	.316	339-458	.740	121	345	466	3.8	273-1	378	249	25	160	1355	11.1

Quick Facts

Major	University Studies
Birthday	Oct. 17
Instagram	@isofamkay
X (Twitter)	@KhalilBrantley

Season Bests

PTS	16	vs. Florida Atlantic	11/21/24
REB	8	HOUSTON	12/30/24
AST	8	at Seton Hall	12/8/24
STL	3	3x, Last: TARLETON ST.	12/18/24
BLK	1	2x, Last: vs. FAU	11/21/24
FGM	6	vs. Florida Atlantic	11/21/24
3FGM	2	TARLETON ST.	12/18/24
FTM	7	UCF	2/19/25
MIN	28:42	HOUSTON	12/30/24

NCAA Career Bests (All Schools)

PTS	30	vs Southern Ind.	11/18/23
REB	14	at Temple	11/29/23
AST	12	ROSEMONT	12/21/23
STL	5	4x, Last: HOWARD	12/30/23
BLK	1	22x, Last: vs. St. Bonaventure	3/13/24
FGM	10	at Miami FL	12/16/23
3FGM	5	RHODE ISLAND	2/25/24
FTM	12	WAGNER	11/12/22
MIN	55:00	at Temple	11/29/23

Miscellaneous Benchmarks

Category	'24-25	OSU Career	NCAA Career
10+ Points	4	4	67
20+ Points	-	-	12
30+ Points	-	-	1
10+ Rebounds	-	-	3
5+ Assists	3	3	32
10+ Assists	-	-	1
Double-Doubles (P-R)	-	-	3
Triple-Doubles	-	-	-
Dunks	-	-	-
Fouls Drawn	65	65	-
Pts. Leader	1	1	-
Reb. Leader	1	1	-
Ast. Leader	7	7	-

Profile:

- Tough combo guard was leading scorer for La Salle in each of the last two seasons.
- Totaled nearly 1,200 points in three seasons for the Explorers, appearing in 94 games with 66 starts. He totaled 1,183 points, 315 assists and 130 steals in that span.
- One of just seven players nationally who averaged the combo of 15 points, 5 rebounds, 4 assists and 1.5 steals during the 2023-24 season. He put up 15.0 points and 5.3 boards in just under 36 minutes and ranked fifth on the Atlantic 10 leaderboard in both assists (4.2) and steals (1.52).
- Rarely left the floor for La Salle, averaging just under 36 minutes per game on his way to Philadelphia All-Big 5 status. He clocked all 55 minutes in a triple-overtime game against Temple and finished with 29 points and 14 boards.
- Also knocked down 103 free throws on 76.3% accuracy and nailed 47 three-point field goals.
- Reached double-figures 25 times in 32 games.
- Aspiring entrepreneur and clothing designer.

Game-by-Game

Date	Opponent	GS	Min	FG	%	3Pt	%	FT	%	OR	DR	TR	RPG	PF	A	TO	Blk	Stl	TP	PPG
N. 4	GREEN BAY	*	24:17	2-5	.400	1-2	.500	4-4	1.000	1	2	3	3.0	1	4	3	1	1	9	9.0
N. 10	ST. THOMAS	*	18:12	1-5	.200	0-1	.000	6-8	.750	1	4	5	4.0	3	3	2	0	0	8	8.5
N. 14	SOUTHERN ILL.	*	20:55	2-7	.286	0-1	.000	2-3	.667	0	2	2	3.3	2	3	0	0	1	6	7.7
N. 21	vs. Fla. Atlantic	*	26:38	6-12	.500	0-3	.000	4-5	.800	3	1	4	3.5	4	3	2	1	3	16	9.8
N. 22	vs. Miami	*	19:18	3-6	.500	0-1	.000	2-2	1.000	0	2	2	3.2	5	2	0	0	1	8	9.4
N. 24	vs. Nevada	*	24:19	2-5	.400	0-0	---	5-6	.833	2	1	3	3.2	1	3	3	0	1	9	9.3
D. 4	at Tulsa	*	17:28	1-3	.333	0-1	.000	2-5	.400	0	0	0	2.7	2	1	0	0	3	4	8.6
D. 8	at Seton Hall	*	27:52	2-4	.500	1-1	1.000	4-4	1.000	1	2	3	2.8	3	8	3	1	3	9	8.6
D. 14	vs. Oklahoma	*	25:37	2-7	.286	0-1	.000	4-7	.571	1	3	4	2.9	3	1	2	0	1	8	8.6
D. 18	TARLETON ST.	*	25:47	3-5	.600	2-3	.667	0-0	---	0	2	2	2.8	1	2	2	0	3	8	8.5
D. 22	ORAL ROBERTS	*	23:28	3-6	.500	1-2	.500	3-4	.750	2	2	4	2.9	2	1	2	0	1	10	8.6
D. 30	HOUSTON^	*	28:42	0-4	.000	0-2	.000	0-0	---	2	6	8	3.3	1	4	3	0	0	0	7.9
J. 4	at West Virginia^	*	28:09	1-4	.250	0-1	.000	0-0	.000	1	1	2	3.2	3	1	3	0	0	2	7.5
J. 7	KANSAS ST.^	*	23:29	2-4	.500	0-0	---	2-2	1.000	0	2	2	3.1	1	5	1	0	3	6	7.4
J. 11	at Utah^	*	28:14	1-6	.167	0-1	.000	3-6	.500	2	2	4	3.2	1	3	1	0	0	5	7.2
J. 14	at BYU^	*	17:38	2-4	.500	1-1	1.000	0-0	---	3	0	3	3.2	3	1	1	0	0	5	7.1
J. 18	COLORADO^	*	17:00	2-2	1.000	0-0	---	0-0	---	0	2	2	3.1	3	1	3	0	1	4	6.9
J. 21	ARIZONA^	dnp																		
J. 26	at Texas Tech^	*	10:17	1-1	1.000	0-0	---	0-0	---	0	0	0	2.9	2	1	3	0	2	2	6.6
J. 29	at Kansas St.^	*	19:11	2-5	.400	1-1	1.000	0-0	---	0	3	3	2.9	3	1	1	0	0	5	6.5
F. 1	UTAH^	*	17:23	0-2	.000	0-2	.000	4-6	.667	1	0	1	2.9	3	3	2	0	0	4	6.4
F. 4	at Houston^	*	11:15	0-1	.000	0-0	---	0-0	---	0	2	2	2.8	0	0	1	0	0	0	6.1
F. 9	ARIZONA ST.^	*	22:26	3-7	.429	0-1	.000	4-5	.800	2	3	5	2.9	0	1	1	0	2	10	6.3
F. 12	at TCU^	*	11:42	0-1	.000	0-0	---	1-2	.500	0	0	0	2.8	2	2	2	0	0	1	6.0
F. 15	TEXAS TECH^	*	16:29	3-6	.500	0-0	---	1-1	1.000	0	1	1	2.7	2	1	1	0	1	7	6.1
F. 19	UCF^	*	24:13	4-7	.571	0-2	.000	7-8	.875	0	1	1	2.6	1	5	1	0	2	15	6.4
F. 22	at Kansas^	*	14:35	2-4	.500	1-1	1.000	0-0	---	0	0	0	2.5	1	0	2	0	1	5	6.4
F. 25	IOWA ST.^	*	08:34	0-2	.000	0-0	---	0-0	---	0	2	2	2.5	3	3	2	0	0	0	6.1
M. 1	at Baylor^	*	16:46	1-2	.500	0-0	.000	4-4	1.000	0	1	1	2.5	1	0	1	0	0	6	6.1
M. 5	at UCF^	*																		
M. 8	CINCINNATI^	*																		

Players

6 / **BRANDON NEWMAN**

Guard / 6-5 / 200 / Graduate / Valparaiso, Ind.

Career Statistics:

* = Season did not count toward eligibility (COVID-19)

Season	School	GP-GS	MIN/MPG	FGM-A	FG%	3FGM-A	3FG%	FTM-A	FT%	OR	DR	TR	RPG	PF-FO	A	TO	BLK	STL	TP	PPG
2019-20	Purdue (Fr.)																			
2020-21	Purdue (R-Fr.) *	28-23	663/23.7	78-196	.398	39-103	.379	30-32	.938	11	87	98	3.5	53-1	37	44	11	21	225	8.0
2021-22	Purdue (R-So.)	25-1	313/12.5	35-109	.321	27-84	.321	19-24	.792	3	44	47	1.9	33-1	16	14	5	10	116	4.6
2022-23	Purdue (R-Jr.)	35-6	623/17.8	67-185	.362	35-113	.310	41-55	.745	13	97	110	3.1	52-0	38	36	11	18	210	6.0
2023-24	Western Ky. (R-Sr.)	34-34	875/25.7	117-289	.405	51-156	.327	60-82	.732	22	159	181	5.3	64-1	55	58	9	44	345	10.1
2024-25	OK State (Gr.)	29-0	543/18.7	61-156	.391	28-88	.318	38-48	.792	27	64	91	3.1	43-0	20	36	7	23	188	6.5
	OSU TOTALS	29-0	543/18.7	61-156	.391	28-88	.318	38-48	.792	27	64	91	3.1	43-0	20	36	7	23	188	6.5
	NCAA CAREER	151-64	3016/20.0	358-935	.383	180-544	.331	188-241	.780	76	451	527	3.5	245-3	166	188	43	116	1084	7.2

Quick Facts

Major	Pursuing Graduate Certificate B.S. Organizational Leadership (Purdue '22)
Birthday	Jan. 15
Instagram	@ballislife_219
X (Twitter)	-

Season Bests

PTS	18	SOUTHERN ILLINOIS	11/14/24
REB	10	vs. Florida Atlantic	11/21/24
AST	3	at Kansas St.	1/29/25
STL	3	2x, Last: at Kansas St.	1/29/25
BLK	1	7x, Last: at Kansas	2/22/25
FGM	7	SOUTHERN ILLINOIS	11/14/24
3FGM	3	3x, Last: at Seton Hall	12/8/24
FTM	5	vs. Florida Atlantic	11/21/24
MIN	30:22	ARIZONA	1/21/25

NCAA Career Bests (All Schools)

PTS	29	MINNESOTA	1/30/21
REB	12	at California Baptist	12/19/23
AST	5	3x, Last: ILLINOIS	3/5/23
STL	4	FIU	1/25/24
BLK	5	FLORIDA A&M	12/29/22
FGM	9	MINNESOTA	1/30/21
3FGM	5	2x, Last: MINNESOTA	1/30/21
FTM	9	EASTERN KY.	12/3/23
MIN	37	2x, Last: EASTERN KY.	12/3/23

Miscellaneous Benchmarks

Category	'24-25	OSU Career	NCAA Career
10+ Points	8	8	50
20+ Points	-	-	2
30+ Points	-	-	0
10+ Rebounds	1	1	3
5+ Assists	-	-	3
10+ Assists	-	-	0
Double-Doubles (P-R)	-	-	1
Triple-Doubles	-	-	0
Dunks	-	-	-
Fouls Drawn	33	33	-
Pts. Leader	2	2	-
Reb. Leader	2	2	-
Ast. Leader	1	1	-

Profile:

- Scored his 1000th collegiate point Jan. 7 vs. K-State and participated in his 100th victory Feb. 1 vs. Utah.
- "Shooting wing" has been part of championship runs in both the Big Ten and Conference USA.
- Has played for Lutz at three different stops (Purdue, Western Kentucky and now OSU).
- Second-leading scorer and an honorable mention all-conference performer last year at WKU.
- Averaged 10.1 points, 5.3 rebounds and 1.3 steals while knocking down 51 threes.
- Scored 15 points on 4-of-7 three-point shooting in the CUSA title game to earn a spot on the all-tournament team and send the Hilltoppers back to the Big Dance for the first time since 2013.
- 2023 Purdue graduate, spent a total of four years in West Lafayette, Ind. but burned just two seasons of eligibility thanks to a redshirt (2019-20) and a bonus year from the COVID-19 pandemic (2020-21).
- Helped the Boilermakers to a 76-24 record over three-year span (2020-23) along with three NCAA tournament trips, highlighted by a run to the 2022 Sweet 16.
- Four-star high school recruit rated No. 75 by Rivals and No. 80 by ESPN.com in the Class of 2019.
- Finished second in Indiana Mr. Basketball voting behind 2023 Warriors draftee Trayce Jackson-Davis.

Game-by-Game

Date	Opponent	GS	Min	FG	%	3Pt	%	FT	%	OR	DR	TR	RPG	PF	A	TO	Blk	Stl	TP	PPG
N. 4	GREEN BAY		19:23	1-2	.500	0-0	---	0-0	---	1	2	3	3.0	0	2	0	0	1	2	2.0
N. 10	ST. THOMAS		21:31	2-7	.286	2-5	.400	0-0	---	1	5	6	4.5	2	1	2	1	0	6	4.0
N. 14	SOUTHERN ILL.		20:48	7-9	.778	3-4	.750	1-3	.333	0	0	0	3.0	3	0	1	0	3	18	8.7
N. 21	vs. Fla. Atlantic		23:20	2-10	.200	0-4	.000	5-6	.833	7	3	10	4.8	1	0	1	0	0	9	8.8
N. 22	vs. Miami		13:26	3-5	.600	3-4	.750	0-0	---	0	1	1	4.0	0	1	0	0	0	9	8.8
N. 24	vs. Nevada		14:31	1-3	.333	0-2	.000	2-2	1.000	0	1	1	3.5	3	1	1	0	1	4	8.0
D. 4	at Tulsa		17:40	5-7	.714	1-2	.500	0-0	---	0	3	3	3.4	1	0	1	1	0	11	8.4
D. 8	at Seton Hall		26:23	5-8	.625	3-6	.500	0-0	---	0	4	4	3.5	2	1	4	1	0	13	9.0
D. 14	vs. Oklahoma		23:20	2-6	.333	0-4	.000	2-2	1.000	1	1	2	3.3	2	0	3	0	1	6	8.7
D. 18	TARLETON ST.		11:26	1-3	.333	0-1	.000	0-0	---	0	2	2	3.2	1	0	1	0	0	2	8.0
D. 22	ORAL ROBERTS		17:12	1-4	.250	0-3	.000	1-2	.500	1	2	3	3.2	2	0	2	0	0	3	7.5
D. 30	HOUSTON*		24:10	4-11	.364	2-5	.400	2-2	1.000	1	3	4	3.3	1	0	0	0	2	12	7.9
J. 4	at West Virginia*		09:06	0-3	.000	0-1	.000	0-0	.000	0	2	2	3.2	3	1	0	0	0	0	7.3
J. 7	KANSAS ST.*		24:18	2-4	.500	2-3	.667	3-4	.750	1	3	4	3.2	0	1	1	0	0	9	7.4
J. 11	at Utah*		21:38	3-8	.375	2-5	.400	2-2	1.000	1	2	3	3.2	2	0	3	0	0	10	7.6
J. 14	at BYU*		09:12	0-1	.000	0-1	.000	0-0	---	0	0	0	3.0	1	1	3	0	1	0	7.1
J. 18	COLORADO*		17:42	1-3	.333	1-3	.333	0-0	---	0	1	1	2.9	1	1	1	1	1	3	6.9
J. 21	ARIZONA*		30:22	3-7	.429	2-6	.333	4-4	1.000	3	2	5	3.0	1	2	0	0	1	12	7.2
J. 26	at Texas Tech*		17:05	1-3	.333	0-1	.000	1-2	.500	0	4	4	3.1	2	0	0	0	0	3	6.9
J. 29	at Kansas St.*		14:56	3-5	.600	1-1	1.000	0-0	---	2	1	3	3.1	0	3	3	0	3	7	7.0
F. 1	UTAH*		09:56	0-2	.000	0-2	.000	2-2	1.000	0	0	0	2.9	1	0	0	0	1	2	6.7
F. 4	at Houston*		20:11	1-5	.200	1-3	.333	1-2	.500	0	3	3	2.9	3	0	0	0	0	4	6.6
F. 9	ARIZONA ST.*		17:57	3-6	.500	2-5	.400	2-2	1.000	5	3	8	3.1	3	2	3	0	0	10	6.7
F. 12	at TCU*		19:56	2-8	.250	0-5	.000	5-6	.833	2	4	6	3.3	2	0	1	0	2	9	6.8
F. 15	TEXAS TECH*		23:19	1-5	.200	1-2	.500	0-0	---	0	4	4	3.3	0	1	1	1	1	3	6.7
F. 19	UCF*		13:57	2-7	.286	0-3	.000	0-0	---	0	3	3	3.3	2	1	2	1	1	4	6.6
F. 22	at Kansas*		18:56	4-6	.667	2-4	.500	1-2	.500	1	1	2	3.2	2	0	2	1	2	11	6.7
F. 25	IOWA ST.*		21:31	1-4	.250	0-1	.000	0-0	---	0	3	3	3.2	0	1	0	0	0	2	6.6
M. 1	at Baylor*		19:21	0-4	.000	0-2	.000	4-5	.800	0	1	1	3.1	2	0	0	0	2	4	6.5
M. 5	at UCF*																			
M. 8	CINCINNATI*																			

Players



7 / KIRK COLE



Guard / 6-1 / 165 / Junior / Yukon, Okla.

Career Statistics:

Season	School	GP-GS	MIN/MPG	FGM-A	FG%	3FGM-A	3FG%	FTM-A	FT%	OR	DR	TR	RPG	PF-FO	A	TO	BLK	STL	TP	PPG
2021-22	Troy (Fr.)	2-0	9/4.7	1-3	.333	0-0	.000	1-2	.500	0	1	1	0.5	1-0	1	1	0	1	3	1.5
2022-23	Troy (So.)	7-0	31/4.5	3-14	.214	0-5	.000	0-0	---	0	0	0	0.0	1-0	1	1	0	3	6	0.9
2023-24			Did Not Play																	
2024-25	OK State (Jr.)	5-0	8/1.5	0-2	.000	0-2	.000	0-0	---	0	0	0	0.0	0-0	0	1	0	0	0	0.0
	OSU TOTALS	5-0	8/1.5	0-2	.000	0-2	.000	0-0	---	0	0	0	0.0	0-0	0	1	0	0	0	0.0
	NCAA CAREER	14-0	48/3.5	4-19	.211	0-7	.000	1-2	.500	0	1	1	0.1	2-0	2	3	0	4	9	0.6

Quick Facts

Major	Strategic Communication / Advertising & Public Relations
Birthday	May 28
Instagram	@kirkcole12
X (Twitter)	-

Season Bests

PTS	-		
REB	-		
AST	-		
STL	-		
BLK	-		
FGM	-		
3FGM	-		
FTM	-		
MIN	2:07	at Kansas St.	1/29/25

NCAA Career Bests (All Schools)

PTS	4	SOUTHERN N.O.	11/23/22
REB	1	RUST	12/1/21
AST	1	2x, Last: MONTEVALLO	11/7/22
STL	1	4x, Last: LA. MONROE	1/21/23
BLK	-	-	-
FGM	2	SOUTHERN N.O.	11/23/22
3FGM	-	-	-
FTM	1	RUST	12/1/21
MIN	10	MSW	11/10/22

Miscellaneous Benchmarks

Category	'24-25	OSU Career	NCAA Career
10+ Points	-	-	0
20+ Points	-	-	0
30+ Points	-	-	0
10+ Rebounds	-	-	0
5+ Assists	-	-	0
10+ Assists	-	-	0
Double-Doubles (P-R)	-	-	0
Triple-Doubles	-	-	0
Dunks	-	-	-
Fouls Drawn	-	-	-
Pts. Leader	-	-	-
Reb. Leader	-	-	-
Ast. Leader	-	-	-

Profile:

- Second year OSU student and first as member of the Cowboy Basketball program.
- Appeared in nine games over two seasons at Troy University in the Sun Belt Conference.
- Helped the Trojans to back-to-back 20 win seasons for the first time in two decades and a bid to the 2022 CBI.
- Totaled nine points, two assists and four steals in 40 minutes of action.
- A 2021 graduate of Southwest Covenant School in Yukon, Okla.
- Finished his career with 1,444 points and twice led Oklahoma Class A in scoring.
- Missed six weeks to an MCL early in his senior season but returned to average 24 points per game.
- Selected for the Oklahoma Coaches Association All-Star game.
- As a junior, led his team to a district championship with a school record 44 points in the title game.
- Son of Kerri and Keith Cole.
- Has a brother, Brady, and a sister, Ashlea.
- A member of OSU's Sigma Chi fraternity.

Game-by-Game

Date	Opponent	GS	Min	FG	%	3Pt	%	FT	%	OR	DR	TR	RPG	PF	A	TO	Blk	Stl	TP	PPG
N. 4	GREEN BAY	dnp																		
N. 10	ST. THOMAS	dnp																		
N. 14	SOUTHERN ILL.	dnp																		
N. 21	vs. Fla. Atlantic	dnp																		
N. 22	vs. Miami	dnp																		
N. 24	vs. Nevada	dnp																		
D. 4	at Tulsa	01:42	0-0	---	0-0	---	0-0	---	0	0	0	0.0	0	0	0	0	0	0	0	0.0
D. 8	at Seton Hall	dnp																		
D. 14	vs. Oklahoma	dnp																		
D. 18	TARLETON ST.	dnp																		
D. 22	ORAL ROBERTS	dnp																		
D. 30	HOUSTON^	dnp																		
J. 4	at West Virginia^	dnp																		
J. 7	KANSAS ST.^	dnp																		
J. 11	at Utah^	00:44	0-1	.000	0-1	.000	0-0	---	0	0	0	0.0	0	0	0	0	0	0	0	0.0
J. 14	at BYU^	dnp																		
J. 18	COLORADO^	00:15	0-0	---	0-0	---	0-0	---	0	0	0	0.0	0	0	0	0	0	0	0	0.0
J. 21	ARIZONA^	dnp																		
J. 26	at Texas Tech^	dnp																		
J. 29	at Kansas St.^	02:07	0-0	---	0-0	---	0-0	---	0	0	0	0.0	0	0	0	0	0	0	0	0.0
F. 1	UTAH^	dnp																		
F. 4	at Houston^	dnp																		
F. 9	ARIZONA ST.^	dnp																		
F. 12	at TCU^	dnp																		
F. 15	TEXAS TECH^	dnp																		
F. 19	UCF^	dnp																		
F. 22	at Kansas^	02:43	0-1	.000	0-1	.000	0-0	---	0	0	0	0.0	0	0	1	0	0	0	0	0.0
F. 25	IOWA ST.^	dnp																		
M. 1	at Baylor^	dnp																		
M. 5	at UCF^																			
M. 8	CINCINNATI^																			

Players



13 / CONNOR DOW

OSU Guard / 6-6 / 200 / Sophomore / Broken Arrow, Okla.

Career Statistics:

Season	School	GP-GS	MIN/MPG	FGM-A	FG%	3FGM-A	3FG%	FTM-A	FT%	OR	DR	TR	RPG	PF-FO	A	TO	BLK	STL	TP	PPG
2023-24	OK State (Fr.)	27-7	306/11.3	16-57	.281	12-50	.240	7-9	.778	3	36	39	1.4	17-0	10	10	4	12	51	1.9
2024-25	OK State (So.)	18-1	145/8.1	8-24	.333	5-16	.313	3-7	.429	10	14	24	1.3	16-0	4	6	2	6	24	1.3
OSU TOTALS		45-8	451/10.0	24-81	.296	17-66	.258	10-16	.625	13	50	63	1.4	33-0	14	16	6	18	75	1.7

Quick Facts

Major	Marketing
Birthday	Feb. 19
Instagram	@connordoww
X (Twitter)	@connordow_3

Season Bests

PTS	6	COLORADO	1/18/25
REB	4	3x, Last: at Kansas	2/22/25
AST	2	at Tulsa	12/4/24
STL	1	6x, Last: at Baylor	3/1/25
BLK	1	2x, Last: at Kansas	2/22/25
FGM	2	2x, Last: COLORADO	1/18/25
3FGM	2	COLORADO	1/18/25
FTM	2	at Kansas	2/22/25
MIN	14:14	ARIZONA ST.	2/9/25

NCAA Career Bests (All Schools)

PTS	9	ABILENE CHRISTIAN	11/6/23
REB	7	at Kansas	1/30/24
AST	2	3x, Last: at Tulsa	12/4/24
STL	2	2x, Last: TEXAS TECH	3/5/24
BLK	1	6x, Last: at Kansas	2/22/25
FGM	3	ABILENE CHRISTIAN	11/6/23
3FGM	3	ABILENE CHRISTIAN	11/6/23
FTM	3	KANSAS	1/16/24
MIN	29	at Kansas	1/30/24

Miscellaneous Benchmarks

Category	'24-25	OSU Career	NCAA Career
10+ Points	-	-	0
20+ Points	-	-	0
30+ Points	-	-	0
10+ Rebounds	-	-	0
5+ Assists	-	-	0
10+ Assists	-	-	0
Double-Doubles (P-R)	-	-	0
Triple-Doubles	-	-	0
Dunks	-	1	-
Fouls Drawn	5	16	-
Pts. Leader	-	-	-
Reb. Leader	1	2	-
Ast. Leader	-	-	-

Profile:

- Pure shooter who can get his shot off from just about anywhere due to his 6-6 frame and high basketball IQ.
- One of just three returners from the 2023-24 squad.
- Saw time in 27 of the 32 games and averaged 1.9 points in 11.3 minutes.
- Finished with more steals (12) than turnovers (10).
- Cracked the starting lineup for seven games in late January and early February.
- Delivered six points, three rebounds, two assists and a steal in his first career start at K-State (Jan. 20).
- Scored a season-high nine points on 3-of-7 three-point shooting in his collegiate debut against Abilene Christian (Nov. 6).
- Combined for 15 points on 4-of-9 long-range shooting in Thanksgiving Week wins over New Orleans (Nov. 20) and Houston Christian (Nov. 24).
- Named to The Oklahoman's Super 5 first team as one of the state's five-biggest hoops standouts.
- Three-star recruit graded out as the No. 3 prospect in the state of Oklahoma and among the top 250 nationally in the Class of 2023, per 247sports.
- Committed to OSU in September of his senior year over Jacksonville State, Omaha, Oral Roberts, South Dakota State and Toledo.
- Son of Chris and Angie Dow. Father played basketball at Evangel University.

Game-by-Game

Date	Opponent	GS	Min	FG	%	3Pt	%	FT	%	OR	DR	TR	RPG	PF	A	TO	Blk	Stl	TP	PPG
N. 4	GREEN BAY		02:46	0-0	---	0-0	---	0-0	---	1	0	1	1.0	0	0	0	0	0	0	0.0
N. 10	ST. THOMAS	*	09:37	1-2	.500	1-1	1.000	0-0	---	0	0	0	0.5	3	0	1	1	1	3	1.5
N. 14	SOUTHERN ILL.		dnp																	
N. 21	vs. Fla. Atlantic		00:32	0-0	---	0-0	---	0-0	---	0	0	0	0.3	0	0	0	0	0	0	1.0
N. 22	vs. Miami		dnp																	
N. 24	vs. Nevada		dnp																	
D. 4	at Tulsa		05:57	0-2	.000	0-1	.000	0-0	---	0	1	1	0.5	1	2	0	0	1	0	0.8
D. 8	at Seton Hall		00:02	0-0	---	0-0	---	0-0	---	0	0	0	0.4	0	0	0	0	0	0	0.6
D. 14	vs. Oklahoma		dnp																	
D. 18	TARLETON ST.		dnp																	
D. 22	ORAL ROBERTS		dnp																	
D. 30	HOUSTON^		dnp																	
J. 4	at West Virginia^		dnp																	
J. 7	KANSAS ST.^		dnp																	
J. 11	at Utah^		07:04	0-0	---	0-0	---	0-2	.000	0	0	0	0.3	2	0	1	0	1	0	0.5
J. 14	at BYU^		07:04	2-3	.667	1-2	.500	0-0	---	0	1	1	0.4	0	0	0	0	0	5	1.1
J. 18	COLORADO^		12:06	2-2	1.000	2-2	1.000	0-0	---	2	0	2	0.6	3	0	0	0	0	6	1.8
J. 21	ARIZONA^		08:04	0-0	---	0-0	---	0-0	---	1	0	1	0.7	1	0	1	0	0	0	1.6
J. 26	at Texas Tech^		dnp																	
J. 29	at Kansas St.^		10:05	0-1	.000	0-1	.000	0-0	---	0	1	1	0.7	0	0	1	0	0	0	1.4
F. 1	UTAH^		13:53	1-2	.500	1-1	1.000	0-0	---	1	3	4	1.0	0	0	0	0	0	3	1.5
F. 4	at Houston^		dnp																	
F. 9	ARIZONA ST.^		14:14	1-3	.333	0-2	.000	0-0	---	1	3	4	1.3	0	0	0	0	1	2	1.6
F. 12	at TCU^		11:32	0-0	---	0-0	---	0-0	---	0	2	2	1.3	1	1	0	0	0	0	1.5
F. 15	TEXAS TECH^		11:28	0-1	.000	0-1	.000	0-0	---	0	0	0	1.2	0	1	1	0	0	0	1.4
F. 19	UCF^		10:53	1-6	.167	0-3	.000	1-2	.500	3	0	3	1.3	2	0	1	0	1	3	1.5
F. 22	at Kansas^		11:59	0-2	.000	0-2	.000	2-2	1.000	1	3	4	1.5	0	0	0	1	0	2	1.5
F. 25	IOWA ST.^		03:57	0-0	---	0-0	---	0-1	.000	0	0	0	1.4	1	0	0	0	0	0	1.4
M. 1	at Baylor^		04:02	0-0	---	0-0	---	0-0	---	0	0	0	1.3	2	0	0	0	1	0	1.3
M. 5	at UCF^																			
M. 8	CINCINNATI^																			

Players



14 / JAMYRON KELLER

OSU Guard / 6-3 / 210 / Sophomore / St. Matthews, S.C.

Career Statistics:

Season	School	GP-GS	MIN/MPG	FGM-A	FG%	3FGM-A	3FG%	FTM-A	FT%	OR	DR	TR	RPG	PF-FO	A	TO	BLK	STL	TP	PPG
2023-24	OK State (Fr.)	25-8	488/19.5	59-119	.496	15-54	.278	30-38	.789	11	38	49	2.0	40-0	34	31	0	12	163	6.5
2024-25	OK State (So.)	29-20	574/19.8	50-152	.329	23-86	.267	27-37	.730	11	55	66	2.3	52-1	37	27	3	21	150	5.2
OSU TOTALS		54-28	1062/19.7	109-271	.402	38-140	.271	57-75	.760	22	93	115	2.1	92-1	71	58	3	33	313	5.8

Quick Facts

Major	Entrepreneurship
Birthday	Feb. 17
Instagram	@keller1k_
X (Twitter)	@jamyronkeller

Season Bests

PTS	15	at BYU	1/14/25
REB	5	2x, Last: at Kansas St.	1/29/25
AST	3	5x, Last: UCF	2/19/25
STL	4	UCF	2/19/25
BLK	1	3x, Last: TEXAS TECH	2/15/25
FGM	5	3x, Last: ARIZONA ST.	2/9/25
3FGM	4	2x, Last: ARIZONA ST.	2/9/25
FTM	4	2x, Last: HOUSTON	12/30/24
MIN	30:53	at Texas Tech	1/26/25

Career Bests

PTS	22	BYU	2/17/24
REB	6	at BYU	3/9/24
AST	4	OKLAHOMA (in OT)	2/24/24
STL	4	UCF	2/19/25
BLK	1	3x, Last: TEXAS TECH	2/15/25
FGM	8	BYU	2/17/24
3FGM	4	3x, Last: ARIZONA ST.	2/9/25
FTM	5	at Cincinnati	2/21/24
MIN	37:49	BYU	2/17/24

Miscellaneous Benchmarks

Category	'24-25	OSU Career	NCAA Career
10+ Points	5	11	11
20+ Points	-	1	1
30+ Points	-	0	0
10+ Rebounds	-	0	0
5+ Assists	-	0	0
10+ Assists	-	0	0
Double-Doubles (P-R)	-	0	0
Triple-Doubles	-	0	0
Dunks	4	9	9
Fouls Drawn	35	69	69
Pts. Leader	3	5	5
Reb. Leader	2	4	4
Ast. Leader	4	7	7

Profile:

- Tough competitor who can shoot, get downhill and create.
- Described as a junk yard dog, blue collar type of player.
- One of three Cowboy returners from last year.
- Appeared in 25 games overall and averaged 6.5 points, 2.0 rebounds and 1.4 assists.
- Shot 49.6% from the field, including 67.7% from inside the arc (44-of-65).
- Fell behind early after missing October and the first half of November to a thumb injury but played his way into the starting lineup over the final eight games while averaging 9.4 points.
- Clocks a total of 24 minutes in the eight January conference games but averaged more than 30 in February and March after Bryce Thompson's season-ending injury opened a path to more playing time.
- Celebrated his 19th birthday (Feb. 17) with his first career start and scored 22 points without missing a shot (8/8 FG, 4/4 3pt, 2/2 FT) in an upset of No. 19 BYU.
- Had a stellar collegiate debut with 18 points on 7-of-10 shooting (4/7 3pt) vs. New Orleans (Nov. 20).
- 2022-23 UIL Texas Class 5A Player of the Year was a four-year starter at Ellison High School and finished as the program's all-time scoring leader (2,284+). Led the Eagles to a 37-3 record and a runner-up finish in Class 5A (the school's first state tournament appearance in 31 years).
- Three-star recruit ranked No. 132 by Rivals and No. 139 by 247sports in the Class of 2023.
- Has a large collection of colognes (more than 100 and counting).

Game-by-Game

Date	Opponent	GS	Min	FG	%	3Pt	%	FT	%	OR	DR	TR	RPG	PF	A	TO	Blk	Stl	TP	PPG
N. 4	GREEN BAY		10:30	0-3	.000	0-2	.000	2-2	1.000	0	0	0	0.0	1	2	2	0	1	2	2.0
N. 10	ST. THOMAS		17:10	2-4	.500	1-3	.333	0-0	---	1	0	1	0.5	0	0	0	0	1	5	3.5
N. 14	SOUTHERN ILL.		13:03	1-5	.200	0-3	.000	2-2	1.000	0	2	2	1.0	1	1	0	0	0	4	3.7
N. 21	vs. Fla. Atlantic		18:53	3-9	.333	1-4	.250	0-0	---	0	3	3	1.5	2	2	1	0	0	7	4.5
N. 22	vs. Miami		15:53	1-6	.167	0-3	.000	0-0	---	1	0	1	1.4	1	0	1	0	0	2	4.0
N. 24	vs. Nevada		14:05	1-2	.500	1-2	.500	2-4	.500	0	0	0	1.2	2	0	0	0	0	5	4.2
D. 4	at Tulsa		10:30	1-3	.333	0-1	.000	0-0	---	0	2	2	1.3	3	1	0	1	1	2	3.9
D. 8	at Seton Hall		20:13	5-9	.556	2-6	.333	2-2	1.000	0	2	2	1.4	2	3	1	0	1	14	5.1
D. 14	vs. Oklahoma		16:25	2-3	.667	1-1	1.000	0-0	---	1	2	3	1.6	2	0	0	0	1	5	5.1
D. 18	TARLETON ST. *		25:37	3-7	.429	0-3	.000	4-4	1.000	0	2	2	1.6	1	3	0	0	0	10	5.6
D. 22	ORAL ROBERTS *		17:17	4-6	.667	1-2	.500	1-1	1.000	0	3	3	1.7	4	1	1	0	0	10	6.0
D. 30	HOUSTON *		21:46	0-5	.000	0-2	.000	4-4	1.000	0	0	0	1.6	0	0	0	0	1	4	5.8
J. 4	at West Virginia *		18:49	0-2	.000	0-1	.000	0-0	---	0	2	2	1.6	1	2	1	0	0	0	5.4
J. 7	KANSAS ST. *		20:31	3-8	.375	1-4	.250	0-0	---	1	2	3	1.7	2	2	2	0	0	7	5.5
J. 11	at Utah *		19:03	2-7	.286	2-5	.400	0-1	.000	3	2	5	1.9	1	1	0	0	1	6	5.5
J. 14	at BYU *		28:58	5-8	.625	4-6	.667	1-2	.500	0	1	1	1.9	5	1	1	0	2	15	6.1
J. 18	COLORADO *		13:45	0-4	.000	0-3	.000	2-2	1.000	0	4	4	2.0	1	0	1	0	0	2	5.9
J. 21	ARIZONA *		24:02	2-8	.250	0-2	.000	2-3	.667	0	2	2	2.0	1	0	3	0	1	6	5.9
J. 26	at Texas Tech *		30:53	2-6	.333	1-3	.333	2-4	.500	0	3	3	2.1	1	3	2	0	2	7	5.9
J. 29	at Kansas St. *		25:21	1-6	.167	1-5	.200	0-0	---	1	4	5	2.2	3	3	1	0	0	3	5.8
F. 1	UTAH *		25:41	1-5	.200	1-4	.250	0-0	---	0	0	0	2.1	2	1	1	1	2	3	5.7
F. 4	at Houston *		25:41	2-5	.400	1-3	.333	0-0	---	0	2	2	2.1	1	0	0	0	0	5	5.6
F. 9	ARIZONA ST. *		27:54	5-9	.556	4-6	.667	0-0	---	1	3	4	2.2	2	2	2	0	1	14	6.0
F. 12	at TCU *		16:42	1-3	.333	0-1	.000	2-2	1.000	1	1	2	2.2	2	2	0	0	2	4	5.9
F. 15	TEXAS TECH *		12:17	0-1	.000	0-1	.000	0-0	---	0	2	2	2.2	3	1	2	1	0	0	5.7
F. 19	UCF *		19:17	1-4	.250	1-4	.250	0-0	---	0	4	4	2.2	3	3	0	0	4	3	5.6
F. 22	at Kansas *		19:14	1-5	.200	0-2	.000	0-2	.000	1	3	4	2.3	1	1	1	0	0	2	5.4
F. 25	IOWA ST. *		19:57	1-5	.200	0-2	.000	0-0	---	0	1	1	2.3	2	1	2	0	0	2	5.3
M. 1	at Baylor *		25:02	0-4	.000	0-2	.000	1-2	.500	0	3	3	2.3	2	1	2	0	0	1	5.2
M. 5	at UCF *																			
M. 8	CINCINNATI *																			

Players



19 / ANDRIJA VUKOVIC



Forward / 6-10 / 245 / Freshman / Belgrade, Serbia

Career Statistics:

Season	School	GP-GS	MIN/MPG	FGM-A	FG%	3FGM-A	3FG%	FTM-A	FT%	OR	DR	TR	RPG	PF-FO	A	TO	BLK	STL	TP	PPG
2024-25	OK State (Fr.)	8-0	39/4.9	3-3	1.000	0-0	---	10-17	.588	1	5	6	0.8	4-0	0	2	0	0	16	2.0
OSU TOTALS		8-0	39/4.9	3-3	1.000	0-0	---	10-17	.588	1	5	6	0.8	4-0	0	2	0	0	16	2.0

Quick Facts

Major	Undeclared
Birthday	Jan. 18
Instagram	@vukovica19
X (Twitter)	@AndrijaVukovi19

Season / Career Bests

PTS	6	ORAL ROBERTS	12/22/24
REB	2	2x, Last: at Kansas St.	1/29/25
AST	-	-	-
STL	-	-	-
BLK	-	-	-
FGM	2	at Kansas	2/22/25
3FGM	-	-	-
FTM	6	ORAL ROBERTS	12/22/24
MIN	12:39	ORAL ROBERTS	12/22/24

Miscellaneous Benchmarks

Category	'24-25	OSU Career	NCAA Career
10+ Points	-	0	0
20+ Points	-	0	0
30+ Points	-	0	0
10+ Rebounds	-	0	0
5+ Assists	-	0	0
10+ Assists	-	0	0
Double-Doubles (P-R)	-	0	0
Triple-Doubles	-	0	0
Dunks	-	0	0
Fouls Drawn	10	10	10
Pts. Leader	-	0	0
Reb. Leader	-	0	0
Ast. Leader	-	0	0

Profile:

- Former pick-and-roll partner of Oklahoma City Thunder draftee Nikola Topic brings size and strength to the Cowboy frontcourt.
- Is OSU's lone true freshman but will turn 20 in January and has spent the past two seasons competing against seasoned pros in the Basketball League of Serbia.
- Graduated from Prva Sportska Košarkaška Gimnazija Koledž Beograd (The First Sport Basketball College Belgrade), a specialized secondary school program in Belgrade, Serbia.
- During that time, played parts of two seasons against professionals in the Basketball League of Serbia while maintaining his amateur status.
- Appeared in 22 games with eight starts for KK Vršac during the 2023-24 season.
- Averaged 6.1 points and 2.5 rebounds in 13.0 minutes per game while shooting 65.8% from the field.
- Suited up 12 times with FMP Beograd in 2022-23.
- Prior to that, played on youth teams sponsored by Serbian powerhouse Red Star (Crvena Zvezda)... Helped the U19 squad to back-to-back semifinal appearances (2020-22) while playing alongside 2024 Oklahoma City Thunder draftee Nikola Topic.
- Selected to compete in the U16 European Championship as a member of the Serbian Junior National Team, but the event was ultimately canceled due to the COVID-19 pandemic.
- Born in Podgorica, Montenegro. Moved with his family to Belgrade in 2018.
- Favorite NBA player is Nikola Jokic.

Game-by-Game

Date	Opponent	GS	Min	FG	%	3Pt	%	FT	%	OR	DR	TR	RPG	PF	A	TO	Blk	Stl	TP	PPG
N. 4	GREEN BAY	dnp																		
N. 10	ST. THOMAS	dnp																		
N. 14	SOUTHERN ILL.	dnp																		
N. 21	vs. Fla. Atlantic	dnp																		
N. 22	vs. Miami	dnp																		
N. 24	vs. Nevada	dnp																		
D. 4	at Tulsa	03:41	0-0	---		0-0	---	1-2	.500	0	0	0	0.0	1	0	1	0	0	1	1.0
D. 8	at Seton Hall	dnp																		
D. 14	vs. Oklahoma	dnp																		
D. 18	TARLETON ST.	2:00	1-1	1.000		0-0	---	0-0	---	0	0	0	0.0	0	0	0	0	0	2	1.5
D. 22	ORAL ROBERTS	12:39	0-0	---		0-0	---	6-10	.600	1	0	1	0.3	1	0	0	0	0	6	3.0
D. 30	HOUSTON^	dnp																		
J. 4	at West Virginia^	dnp																		
J. 7	KANSAS ST.^	dnp																		
J. 11	at Utah^	02:13	0-0	---		0-0	---	0-1	.000	0	2	2	0.8	1	0	0	0	0	0	2.3
J. 14	at BYU^	dnp																		
J. 18	COLORADO^	dnp																		
J. 21	ARIZONA^	dnp																		
J. 26	at Texas Tech^	dnp																		
J. 29	at Kansas St.^	05:13	0-0	---		0-0	---	1-2	.500	0	2	2	1.0	0	0	1	0	0	1	2.0
F. 1	UTAH^	dnp																		
F. 4	at Houston^	dnp																		
F. 9	ARIZONA ST.^	dnp																		
F. 12	at TCU^	dnp																		
F. 15	TEXAS TECH^	08:07	0-0	---		0-0	---	2-2	1.000	0	0	0	0.8	1	0	0	0	0	2	2.0
F. 19	UCF^	dnp																		
F. 22	at Kansas^	04:32	2-2	1.000		0-0	---	0-0	---	0	1	1	0.9	0	0	0	0	0	4	2.3
F. 25	IOWA ST.^	dnp																		
M. 1	at Baylor^	01:04	0-0	---		0-0	---	0-0	---	0	0	0	0.8	0	0	0	0	0	0	2.0
M. 5	at UCF^																			
M. 8	CINCINNATI^																			

Players



24 / PATRICK SUEMNICK



Forward / 6-8 / 255 / Graduate / Green Bay, Wisc.

Career Statistics:

* = Season did not count toward eligibility (COVID-19)

Season	School	GP-GS	MIN/MPG	FGM-A	FG%	3FGM-A	3FG%	FTM-A	FT%	OR	DR	TR	RPG	PF-FO	A	TO	BLK	STL	TP	PPG
2020-21	Robert Morris (Fr.) *	16-0	135/8.4	13-22	.591	0-0	---	12-18	.667	10	16	26	1.6	30-1	1	11	9	4	38	2.4
2021-22	Triton (So.)	Junior College																		
2022-23	West Virginia (Jr.)	21-0	114/5.4	12-24	.500	2-3	.667	3-7	.429	13	14	27	1.3	9-0	3	5	4	2	29	1.4
2023-24	West Virginia (Sr.)	32-6	449/14.0	48-89	.539	2-5	.400	32-53	.604	46	36	82	2.6	51-1	7	20	9	8	130	4.1
2024-25	OK State (Gr.)	28-1	318/11.4	32-60	.533	0-2	.000	22-50	.440	26	32	58	2.1	36-0	6	14	7	6	86	3.1
OSU TOTALS		28-1	318/11.4	32-60	.533	0-2	.000	22-50	.440	26	32	58	2.1	36-0	6	14	7	6	86	3.1
NCAA CAREER		97-7	1016/10.5	105-195	.538	4-10	.400	69-128	.539	95	98	193	2.0	126-2	17	50	29	20	283	2.9

Quick Facts

Major	Pursuing graduate certificate Bachelor of Integrated Studies (West Virginia '24)
Birthday	Aug. 22
Instagram	@patrick_suemnick
X (Twitter)	@SuemnickPatrick

Season Bests

PTS	11	ST. THOMAS	11/10/24
REB	5	2x, Last: at Baylor	3/1/25
AST	1	6x, Last: at Kansas St.	1/29/25
STL	2	ST. THOMAS	11/10/24
BLK	2	2x, Last: at Baylor	3/1/25
FGM	5	ST. THOMAS	11/10/24
3FGM			
FTM	4	2x, Last: ARIZONA ST.	2/9/25
MIN	20:27	ARIZONA ST.	2/9/25

NCAA Career Bests (All Schools)

PTS	20	KANSAS	1/20/24
REB	7	at Oklahoma	1/17/24
AST	2	KANSAS	1/20/24
STL	2	2x, Last: ST. THOMAS	11/10/24
BLK	2	4x, Last: at Baylor	3/1/25
FGM	8	KANSAS	1/20/24
3FGM	1	4x, Last: DREXEL	12/9/23
FTM	6	TEXAS	1/13/24
MIN	35	KANSAS	1/20/24

Miscellaneous Benchmarks

Category	'24-25	OSU Career	NCAA Career
10+ Points	3	3	7
20+ Points	-	-	1
30+ Points	-	-	0
10+ Rebounds	-	-	0
5+ Assists	-	-	0
10+ Assists	-	-	0
Double-Doubles (P-R)	-	-	0
Triple-Doubles	-	-	0
Dunks	6	6	
Fouls Drawn	33	33	
Pts. Leader	-	-	
Reb. Leader	-	-	
Ast. Leader	-	-	

Profile:

- Former first team NJCAA All-American is battle-tested after two years at Big 12 rival West Virginia.
- Can play in the post or out on the perimeter.
- 2023-24 CSC Academic All-District and NABC Honors Court selection.
- Shot 54% from the field and ranked second on the team in offensive efficiency (109.2 oRtg).
- In conference play, ranked third among Big 12 regulars in offensive rebounding percentage (13.8) and was seventh in fouls-drawn-per-40 (4.7).
- Averaged 8.5 points on 64.9% shooting (24-of-37) in eight games against AP top-25 opponents, highlighted by a career-high 20 point, six rebound effort against No. 3 Kansas on Jan. 20.
- A First Team NJCAA All-American during his sophomore season at Triton College in River Grove, Ill.
- Started his collegiate career at Robert Morris and learned the ropes behind a veteran front court.
- Was also a high school baseball standout, playing pitcher and first base with a fastball in the 90s.
- Son of Mike Suemnick and Susan Suemnick. One of 10 siblings.
- Grew up working at his family's restaurant (The Market Bear & Grill).
- Runs his own kids basketball camp every summer back in Wisconsin.

Game-by-Game

Date	Opponent	GS	Min	FG	%	3Pt	%	FT	%	OR	DR	TR	RPG	PF	A	TO	Blk	Stl	TP	PPG
N. 4	GREEN BAY		11:22	1-2	.500	0-0	---	0-2	.000	2	0	2	2.0	4	0	2	0	1	2	2.0
N. 10	ST. THOMAS		20:01	5-6	.833	0-0	---	1-2	.500	1	0	1	1.5	1	1	0	0	2	11	6.5
N. 14	SOUTHERN ILL.	*	11:32	0-0	---	0-0	---	2-2	1.000	2	0	2	1.7	1	0	0	0	1	2	5.0
N. 21	vs. Fla. Atlantic		08:52	0-3	.000	0-0	---	0-0	---	0	0	0	1.3	0	0	0	0	0	0	3.8
N. 22	vs. Miami		08:02	2-2	1.000	0-0	---	0-0	---	1	2	3	1.6	1	0	0	0	0	4	3.8
N. 24	vs. Nevada		13:35	1-1	1.000	0-0	---	1-2	.500	1	1	2	1.7	2	0	0	0	0	3	3.7
D. 4	at Tulsa		12:39	0-0	---	0-0	---	1-4	.250	0	0	0	1.4	2	0	3	1	0	1	3.3
D. 8	at Seton Hall		11:23	1-1	1.000	0-0	---	1-2	.500	1	1	2	1.5	0	1	0	0	2	3	3.3
D. 14	vs. Oklahoma		14:11	0-2	.000	0-1	.000	1-2	.500	0	5	5	1.9	1	0	0	0	1	1	3.0
D. 18	TARLETON ST.		06:43	0-1	.000	0-0	---	0-0	---	1	0	1	1.8	2	0	1	0	0	0	2.7
D. 22	ORAL ROBERTS		dnp																	
D. 30	HOUSTON^		03:43	1-2	.500	0-0	---	0-0	---	1	0	1	1.7	1	0	1	0	0	2	2.6
J. 4	at West Virginia^		11:36	1-2	.500	0-0	---	1-4	.250	1	2	3	1.8	0	0	0	1	0	3	2.7
J. 7	KANSAS ST.^		06:06	1-1	1.000	0-0	---	1-4	.250	0	0	0	1.7	0	0	0	0	0	3	2.7
J. 11	at Utah^		07:26	0-2	.000	0-0	---	0-0	---	1	2	3	1.8	1	0	0	0	0	0	2.5
J. 14	at BYU^		11:19	1-5	.200	0-0	---	1-2	.500	3	1	4	1.9	1	1	0	0	0	3	2.5
J. 18	COLORADO^		14:37	3-4	.750	0-0	---	4-4	1.000	3	1	4	2.1	2	0	0	0	0	10	3.0
J. 21	ARIZONA^		11:01	0-1	.000	0-0	---	0-0	---	0	2	2	2.1	3	1	0	0	0	0	2.8
J. 26	at Texas Tech^		11:24	1-1	1.000	0-0	---	0-0	---	0	0	0	1.9	1	1	0	0	0	2	2.8
J. 29	at Kansas St.^		15:55	0-1	.000	0-0	---	1-4	.250	0	3	3	2.0	2	1	2	1	0	1	2.7
F. 1	UTAH^		15:19	4-4	1.000	0-0	---	1-4	.250	1	1	2	2.0	3	0	1	0	0	9	3.0
F. 4	at Houston^		06:40	0-0	---	0-0	---	0-2	.000	2	0	2	2.0	2	0	0	0	0	0	2.9
F. 9	ARIZONA ST.^		20:27	3-6	.500	0-1	.000	4-5	.800	0	4	4	2.1	2	0	0	0	0	10	3.2
F. 12	at TCU^		05:03	0-2	.000	0-0	---	0-0	---	1	0	1	2.0	0	0	1	0	0	0	3.0
F. 15	TEXAS TECH^		07:51	1-1	1.000	0-0	---	0-0	---	1	1	2	2.0	0	0	0	0	0	2	3.0
F. 19	UCF^		12:06	1-3	.333	0-0	---	0-0	---	1	2	3	2.1	0	0	1	0	0	2	3.0
F. 22	at Kansas^		12:02	0-0	---	0-0	---	0-0	---	0	0	0	2.0	2	0	1	0	0	0	2.8
F. 25	IOWA ST.^		10:16	3-3	1.000	0-0	---	0-1	.000	1	0	1	2.0	0	0	0	0	0	6	3.0
M. 1	at Baylor^		16:53	2-4	.500	0-0	---	2-4	.500	1	4	5	2.1	2	0	1	2	1	6	3.1
M. 5	at UCF^																			
M. 8	CINCINNATI^																			

Players

25 / **ROBERT JENNINGS II**

Forward | 6-7 | 230 | Junior | Desoto, Texas

Career Statistics:

Season	School	GP-GS	MIN/MPG	FGM-A	FG%	3FGM-A	3FG%	FTM-A	FT%	OR	DR	TR	RPG	PF-FO	A	TO	BLK	STL	TP	PPG
2022-23	Texas Tech (Fr.)	30-4	262/8.7	26-61	.426	3-9	.333	26-40	.650	30	28	58	1.9	28-0	4	10	6	8	81	2.7
2023-24	Texas Tech (So.)	31-10	382/12.3	48-91	.527	0-0	.000	41-55	.745	51	52	103	3.3	61-2	15	27	6	7	137	4.4
2024-25	OK State (Jr.)	29-29	511/17.6	46-102	.451	5-22	.227	70-86	.814	29	75	104	3.6	66-0	9	36	9	13	167	5.8
OSU TOTALS		29-29	511/17.6	46-102	.451	5-22	.227	70-86	.814	29	75	104	3.6	66-0	9	36	9	13	167	5.8
NCAA CAREER		90-43	1155/12.8	120-254	.472	8-31	.258	137-181	.757	110	155	265	2.9	155-2	28	73	21	28	385	4.3

Quick Facts

Major	Management
Birthday	Dec. 2
Instagram	@_rj25
X (Twitter)	@RJGetBuckets

Season Bests

PTS	16	vs. Florida Atlantic	11/21/24
REB	11	vs. Florida Atlantic	11/21/24
AST	2	TEXAS TECH	2/15/25
STL	2	HOUSTON	12/30/24
BLK	2	vs. Miami	11/22/24
FGM	5	vs. Florida Atlantic	11/21/24
3FGM	2	vs. Nevada	11/24/24
FTM	7	COLORADO	1/18/25
MIN	27:38	vs. Florida Atlantic	11/21/24

NCAA Career Bests (All Schools)

PTS	16	vs. Florida Atlantic	11/21/24
REB	11	vs. Florida Atlantic	11/21/24
AST	2	5x, Last: TEXAS TECH	2/15/25
STL	2	4x, Last: HOUSTON	12/30/24
BLK	2	2x, Last: vs. Miami	11/22/24
FGM	7	CINCINNATI	2/3/24
3FGM	2	vs. Nevada	11/24/24
FTM	7	COLORADO	1/18/25
MIN	28	at Iowa St.	2/17/24

Miscellaneous Benchmarks

Category	'24-25	OSU Career	NCAA Career
10+ Points	5	5	8
20+ Points	-	-	0
30+ Points	-	-	0
10+ Rebounds	1	1	1
5+ Assists	-	-	0
10+ Assists	-	-	0
Double-Doubles (P-R)	1	1	1
Triple-Doubles	-	-	0
Dunks	12	12	
Fouls Drawn	64	64	
Pts. Leader	2	2	
Reb. Leader	3	3	
Ast. Leader	1	1	

Profile:

- Rugged power forward excels at the little things that impact winning, especially on the defensive end.
- Explosive athlete, both vertically and horizontally, and plays with a high motor at all times.
- A play-maker at the rim and in transition.
- Former four-star recruit spent the past two seasons at Texas Tech, where he steadily improved, eventually working his way into the starting lineup for the last month of his sophomore season for a team that earned a No. 6 seed in the NCAA tournament.
- Following starter Warren Washington's season ending foot injury, started nine of the last 10 games while averaging 6.7 points and 5.2 rebounds in 19 minutes.
- Fell short of the minutes minimum but would have otherwise ranked eighth nationally in offensive rebounding percentage, per Kenpom, grabbing 16.3% of opponent misses during his time on the floor, including 17.4% in Big 12 play.
- Scored in double-figures three times, highlighted by a 14-point, six-rebound effort against Cincinnati.
- Home schooled his last two years of high school but participated in athletics through the Texas Alliance of Christian Athletes. Prior to that, attended Desoto High School.
- Plays the drums.
- High school AAU coach was former Cowboy Byron Eaton.

Game-by-Game

Date	Opponent	GS	Min	FG	%	3Pt	%	FT	%	OR	DR	TR	RPG	PF	A	TO	Blk	Stl	TP	PPG
N. 4	GREEN BAY	*	17:39	1-3	.333	1-1	1.000	5-6	.833	2	1	3	3.0	2	0	0	1	1	8	8.0
N. 10	ST. THOMAS	*	19:46	2-4	.500	0-1	.000	4-4	1.000	1	2	3	3.0	2	0	2	1	0	8	8.0
N. 14	SOUTHERN ILL.	*	17:44	0-2	.000	0-1	.000	3-4	.750	0	3	3	3.0	0	0	0	0	1	3	6.3
N. 21	vs. Fla. Atlantic	*	27:38	5-8	.625	1-1	1.000	5-6	.833	0	11	11	5.0	4	0	3	0	1	16	8.8
N. 22	vs. Miami	*	25:33	1-2	.500	0-0	---	4-4	1.000	1	1	2	4.4	2	0	0	2	0	6	8.2
N. 24	vs. Nevada	*	18:25	2-3	.667	2-3	.667	5-6	.833	1	2	3	4.2	1	0	1	0	0	11	8.7
D. 4	at Tulsa	*	15:26	2-3	.667	0-0	---	0-0	---	1	4	5	4.3	3	1	1	0	1	4	8.0
D. 8	at Seton Hall	*	29:16	5-7	.714	1-3	.333	3-4	.750	1	3	4	4.3	4	0	2	0	0	14	8.8
D. 14	vs. Oklahoma	*	17:41	2-5	.400	0-1	.000	0-0	---	1	3	4	4.2	3	0	2	1	1	4	8.2
D. 18	TARLETON ST.	*	11:24	0-1	.000	0-1	.000	1-2	.500	0	3	3	4.1	4	0	2	0	0	1	7.5
D. 22	ORAL ROBERTS	*	16:57	3-6	.500	0-0	---	3-4	.750	3	2	5	4.2	1	1	2	0	1	9	7.6
D. 30	HOUSTON^	*	26:12	2-6	.333	0-1	.000	6-6	1.000	1	4	5	4.3	3	0	0	1	2	10	7.8
J. 4	at West Virginia^	*	11:49	1-4	.250	0-2	.000	1-1	1.000	2	2	4	4.2	1	0	3	0	1	3	7.5
J. 7	KANSAS ST.^	*	19:52	1-4	.250	0-1	.000	2-2	1.000	1	3	4	4.2	4	1	1	0	1	4	7.2
J. 11	at Utah^	*	15:47	1-3	.333	0-1	.000	0-0	---	1	3	4	4.2	2	0	0	0	0	2	6.9
J. 14	at BYU^	*	16:50	1-4	.250	0-1	.000	2-4	.500	0	1	1	4.0	3	1	1	0	1	4	6.7
J. 18	COLORADO^	*	14:50	1-3	.333	0-0	---	7-8	.875	3	1	4	4.0	3	1	1	0	0	9	6.8
J. 21	ARIZONA^	*	07:18	1-2	.500	0-0	---	0-0	---	0	0	0	3.8	4	0	1	0	0	2	6.6
J. 26	at Texas Tech^	*	18:54	1-4	.250	0-2	.000	0-0	---	1	2	3	3.7	2	0	2	0	0	2	6.3
J. 29	at Kansas St.^	*	05:57	0-1	.000	0-1	.000	0-0	---	0	0	0	3.6	2	0	1	0	0	0	6.0
F. 1	UTAH^	*	20:21	1-3	.333	0-0	---	4-4	1.000	0	2	2	3.5	3	0	1	1	0	6	6.0
F. 4	at Houston^	*	18:27	1-2	.500	0-0	---	2-3	.667	0	2	2	3.4	0	0	2	1	0	4	5.9
F. 9	ARIZONA ST.^	*	17:30	3-6	.500	0-0	---	4-4	1.000	1	4	5	3.5	3	1	1	0	1	10	6.1
F. 12	at TCU^	*	14:02	3-4	.750	0-1	.000	0-0	---	1	3	4	3.5	1	0	1	0	0	6	6.1
F. 15	TEXAS TECH^	*	19:16	2-2	1.000	0-0	---	3-5	.600	2	2	4	3.5	0	2	1	0	0	7	6.1
F. 19	UCF^	*	15:53	2-5	.400	0-0	---	5-5	1.000	2	3	5	3.6	2	0	0	0	0	9	6.2
F. 22	at Kansas^	*	19:25	0-1	.000	0-0	---	0-0	---	0	3	3	3.6	2	0	2	1	1	0	6.0
F. 25	IOWA ST.^	*	14:26	2-3	.667	0-0	---	0-0	---	3	4	7	3.7	2	1	1	0	0	4	5.9
M. 1	at Baylor^	*	17:02	0-1	.000	0-0	---	1-4	.250	0	1	1	3.6	3	0	2	0	0	1	5.8
M. 5	at UCF^																			
M. 8	CINCINNATI^																			

Players



33 / ABOU OUSMANE



Forward | 6-10 | 245 | Fifth Year | Brooklyn, N.Y.

Career Statistics:

Season	School	GP-GS	MIN/MPG	FGM-A	FG%	3FGM-A	3FG%	FTM-A	FT%	OR	DR	TR	RPG	PF-FO	A	TO	BLK	STL	TP	PPG
2020-21	North Texas (Fr.) *	26-0	195/7.5	34-62	.548	0-0	---	8-21	.381	19	37	56	2.2	39-1	4	12	10	4	76	2.9
2021-22	North Texas (So.)	32-32	764/23.9	135-271	.498	0-0	---	56-101	.554	65	126	191	6.0	92-1	17	41	29	16	326	10.2
2022-23	North Texas (Jr.)	34-34	829/24.4	151-310	.487	0-2	.000	76-108	.704	86	118	204	6.0	104-6	36	50	45	29	378	11.1
2023-24	Xavier (Sr.)	34-29	725/21.3	100-215	.465	1-4	.250	27-60	.450	94	124	218	6.4	115-7	44	50	42	24	228	6.7
2024-25	OK State (5th)	28-27	630/22.5	123-237	.519	15-31	.484	79-109	.725	54	97	151	5.4	77-4	21	47	27	30	340	12.1
OSU TOTALS		28-27	630/22.5	123-237	.519	15-31	.484	79-109	.725	54	97	151	5.4	77-4	21	47	27	30	340	12.1
NCAA CAREER		154-122	3144/20.4	543-1095	.496	16-37	.432	246-399	.617	318	502	820	5.3	427-19	122	200	153	103	1348	8.8

* = Season did not count toward eligibility (COVID-19)

Quick Facts

Major	University Studies
Birthday	Apr. 7
Instagram	@lamAbouOusmane
X (Twitter)	@lamAbouOusmane

Season Bests

PTS	27	KANSAS ST.	1/7/25
REB	11	at West Virginia	1/4/25
AST	4	SOUTHERN ILL.	11/14/24
STL	4	2x, Last: IOWA STATE	2/25/25
BLK	3	UTAH	2/1/25
FGM	11	KANSAS ST.	1/7/25
3FGM	3	IOWA STATE	2/25/25
FTM	9	ORAL ROBERTS	12/22/24
MIN	31:54	at Houston	2/4/24

NCAA Career Bests (All Schools)

PTS	37	at UTSA	12/22/22
REB	13	PROVIDENCE	2/21/24
AST	4	SOUTHERN ILL.	11/14/24
STL	4	3x, Last: IOWA STATE	2/25/25
BLK	5	4x, Last: VILLANOVA	2/7/24
FGM	15	at UTSA	12/22/22
3FGM	1	12x, Last: TEXAS TECH	2/15/25
FTM	9	ORAL ROBERTS	12/22/24
MIN	37	at UAB	2/19/22

Miscellaneous Benchmarks

Category	'24-25	OSU Career	NCAA Career
10+ Points	14	14	60
20+ Points	2	2	8
30+ Points	-	-	1
10+ Rebounds	2	2	19
5+ Assists	-	-	0
10+ Assists	-	-	0
5+ Blocks	-	-	4
Double-Doubles (P-R)	2	2	12
Triple-Doubles	-	-	0
Dunks	17	17	
Fouls Drawn	80	80	
Pts. Leader	5	5	
Reb. Leader	13	13	
Ast. Leader	1	1	

Profile:

- Veteran big man with 1,000 points and over 100 starts at the Division I level.
- Has played postseason basketball in all four years of his collegiate career.
- Xavier's leading rebounder last year (6.4 rpg).
- Started 29 games and was leading rebounder (6.4) on a Xavier team that earned a bid to the NIT.
- Also averaged 6.7 points and finished ninth on the Big East blocks list (1.24).
- The nation's 39th-best offensive rebounder, per KenPom, grabbing 14.1% of opponent misses.
- Snagged 10+ rebounds on seven occasions and posted four double-doubles.
- Prior to Xavier, played three years at North Texas and was an all-conference performer on the Mean Green's 2023 NIT championship squad.
- First generation American; Parents immigrated from West Africa.
- Has 10 siblings, including six brothers and four sisters.

Game-by-Game

Date	Opponent	GS	Min	FG	%	3Pt	%	FT	%	OR	DR	TR	RPG	PF	A	TO	Blk	Stl	TP	PPG
N. 4	GREEN BAY	*	19:52	5-10	.500	1-1	1.000	5-5	1.000	4	4	8	8.0	0	1	1	1	0	16	16.0
N. 10	ST. THOMAS		dnp																	
N. 14	SOUTHERN ILL.		24:57	8-10	.800	0-0	---	2-3	.667	3	1	4	6.0	1	4	3	2	3	18	17.0
N. 21	vs. Fla. Atlantic	*	11:36	3-8	.375	1-1	1.000	0-2	.000	1	2	3	5.0	5	0	2	1	1	7	13.7
N. 22	vs. Miami	*	20:40	3-5	.600	1-1	1.000	1-2	.500	3	2	5	5.0	2	2	0	0	1	8	12.3
N. 24	vs. Nevada	*	25:01	3-8	.375	0-0	---	5-8	.625	2	4	6	5.2	4	0	1	1	0	11	12.0
D. 4	at Tulsa	*	21:42	5-10	.500	1-1	1.000	2-3	.667	2	5	7	5.5	1	1	0	2	1	13	12.2
D. 8	at Seton Hall	*	19:45	6-9	.667	1-1	1.000	0-0	---	1	2	3	5.1	4	0	3	1	0	13	12.3
D. 14	vs. Oklahoma	*	20:15	4-8	.500	0-1	.000	1-2	.500	0	4	4	5.0	3	1	3	0	0	9	11.9
D. 18	TARLETON ST.	*	27:06	3-9	.333	0-2	.000	2-2	1.000	3	4	7	5.2	2	3	2	1	2	8	11.4
D. 22	ORAL ROBERTS	*	26:14	5-9	.556	0-0	---	9-9	1.000	2	5	7	5.4	1	0	2	2	1	19	12.2
D. 30	HOUSTON	*	30:13	2-3	.667	0-0	---	1-2	.500	2	4	6	5.5	0	0	2	0	1	5	11.5
J. 4	at West Virginia	*	28:24	6-13	.462	0-1	.000	2-2	1.000	4	7	11	5.9	4	0	2	0	4	14	11.8
J. 7	KANSAS ST.	*	28:24	11-15	.733	1-1	1.000	4-4	1.000	4	1	5	5.8	3	0	0	2	0	27	12.9
J. 11	at Utah	*	20:53	3-10	.300	1-1	1.000	1-2	.500	1	4	5	5.8	2	0	2	1	1	8	12.6
J. 14	at BYU	*	26:42	5-8	.625	0-1	.000	3-4	.750	1	6	7	5.9	2	3	1	1	0	13	12.6
J. 18	COLORADO	*	25:07	5-8	.625	0-0	---	4-8	.500	0	5	5	5.8	1	2	4	0	1	14	12.7
J. 21	ARIZONA	*	28:59	4-8	.500	0-0	---	6-10	.600	2	4	6	5.8	3	1	2	0	1	14	12.8
J. 26	at Texas Tech	*	27:09	3-7	.429	1-1	1.000	3-5	.600	3	7	10	6.1	5	0	4	0	0	10	12.6
J. 29	at Kansas St.	*	16:43	0-4	.000	0-1	.000	0-0	---	1	2	3	5.9	1	0	1	1	2	0	11.9
F. 1	UTAH	*	18:14	2-5	.400	0-1	.000	4-4	1.000	2	6	8	6.0	4	0	1	3	1	8	11.8
F. 4	at Houston	*	31:54	7-10	.700	1-1	1.000	1-2	.500	2	2	4	5.9	3	1	2	0	0	16	12.0
F. 9	ARIZONA ST.	*	10:06	3-5	.600	0-1	.000	2-3	.667	0	3	3	5.8	4	0	1	0	0	8	11.8
F. 12	at TCU	*	26:18	6-13	.462	1-2	.500	2-2	1.000	3	4	7	5.8	3	0	3	2	0	15	11.9
F. 15	TEXAS TECH	*	13:17	3-8	.375	1-2	.500	1-4	.250	1	1	2	5.7	5	0	2	2	1	8	11.8
F. 19	UCF	*	21:00	6-12	.500	1-3	.333	4-5	.800	0	2	2	5.5	5	0	1	1	3	17	12.0
F. 22	at Kansas	*	19:11	2-7	.286	0-1	.000	3-4	.750	1	0	1	5.3	2	1	0	1	2	7	11.8
F. 25	IOWA ST.	*	27:19	7-11	.636	3-5	.600	8-8	1.000	3	3	6	5.4	3	1	1	1	4	25	12.3
M. 1	at Baylor	*	13:21	3-4	.750	0-1	.000	3-4	.750	3	3	6	5.4	4	0	1	1	0	9	12.1
M. 5	at UCF	*																		
M. 8	CINCINNATI	*																		

Players



34 / TYLER CARON



Forward / 6-8 / 210 / Graduate / Longview, Texas

Career Statistics:

* = Season did not count toward eligibility (COVID-19)

Season	School	GP-GS	MIN/MPG	FGM-A	FG%	3FGM-A	3FG%	FTM-A	FT%	OR	DR	TR	RPG	PF-FO	A	TO	BLK	STL	TP	PPG
2019-20	St. Mary's TX (Fr.)																			
	Redshirt Year																			
2020-21	St. Mary's TX (R-Fr.) *	13-13	372/28.6	48-128	.375	20-57	.351	42-50	.840	17	59	76	5.8	42-4	20	25	10	8	158	12.2
2021-22	St. Mary's TX (So.)	21-21	618/29.4	81-173	.468	34-95	.358	50-61	.820	35	80	115	5.5	41-1	26	31	14	14	246	11.7
2022-23	St. Mary's TX (Jr.)	28-28	800/28.6	114-275	.415	56-145	.386	63-71	.887	39	75	114	4.1	57-0	33	36	9	25	347	12.4
2023-24	St. Mary's TX (Sr.)	28-27	761/27.2	112-226	.496	63-143	.441	57-70	.814	39	81	120	4.3	46-1	33	30	23	14	344	12.3
2024-25	OK State (Gr.)	7-0	17/2.4	3-5	.600	2-4	.500	0-0	.000	0	2	2	0.3	0-0	0	3	1	3	8	1.1
	OSU TOTALS	7-0	17/2.4	3-5	.600	2-4	.500	0-0	.000	0	2	2	0.3	0-0	0	3	1	3	8	1.1
	NCAA CAREER	97-89	2567/26.5	358-807	.444	175-444	.394	212-252	.841	130	297	427	4.4	186-6	112	125	57	64	1103	11.4

Quick Facts

Major	Grad Certificate (Rec Management) B.S. Exercise & Sport Science (St. Mary's '24)
Birthday	Sept. 7
Instagram	@tylercaron20
X (Twitter)	@TylerjCaron15

Season Bests

PTS	3	2x, Last: TEXAS TECH	2/15/25
REB	1	2x, Last: TEXAS TECH	2/15/25
AST	-		
STL	1	3x, Last: at Kansas	2/22/25
BLK	1	at Tulsa	12/4/24
FGM	1	3x, Last: TEXAS TECH	2/15/25
3FGM	1	2x, Last: TEXAS TECH	2/15/25
FTM	-		
MIN	5:16	TEXAS TECH	2/15/25

NCAA Career Bests (All Schools)

PTS	29	EASTERN N.M.	12/3/22
REB	11	HUSTON-TILLOTSON	12/4/21
AST	5	at Ark.-Fort Smith	1/12/23
STL	4	at Cameron	12/10/22
BLK	5	ST. EDWARD'S	2/27/24
FGM	11	EASTERN N.M.	12/3/22
3FGM	6	ST. EDWARD'S	2/27/24
FTM	11	at Okla. Christian	2/27/21
MIN	41	at Texas A&M-Kingsville	3/3/23

Miscellaneous Benchmarks

Category	'24-25	OSU Career	NCAA Career
10+ Points	-	-	55
20+ Points	-	-	7
30+ Points	-	-	0
10+ Rebounds	-	-	4
5+ Assists	-	-	1
10+ Assists	-	-	0
Double-Doubles (P-R)	-	-	3
Triple-Doubles	-	-	0
Dunks	1	1	
Fouls Drawn	-	-	
Pts. Leader	-	-	
Reb. Leader	-	-	
Ast. Leader	-	-	

Profile:

- Walk-on forward is in his sixth year of college basketball and first at the Division I level.
- Brings size and an excellent three-point shooting stroke.
- An all-conference forward and a member of the 1,000-point club at St. Mary's University in San Antonio, Texas.
- Finished as the school's career leader in three-point field goals (179), breaking a mark that had stood for 26 years. Also ended among the school's all-time top-10 in free throw percentage (6th, .841) and three-point percentage (10th, .393).
- In 90 career games, totaled 1,095 points and 425 rebounds.
- Averaged 12.3 points and 4.3 rebounds as a senior in 2023-24 and knocked down 63 threes (2.25 per game) on 44% accuracy.
- Scored his 1,000th career point against Dallas Baptist on Feb. 20, 2024.
- Averaged a career-best 12.4 points as a junior in 2022-23 and earned third team All-Lone Star honors as well as a spot on the Lone Star Commissioners Honor Roll.

Game-by-Game

Date	Opponent	GS	Min	FG	%	3Pt	%	FT	%	OR	DR	TR	RPG	PF	A	TO	Blk	Stl	TP	PPG
N. 4	GREEN BAY	dnp																		
N. 10	ST. THOMAS	dnp																		
N. 14	SOUTHERN ILL.	dnp																		
N. 21	vs. Fla. Atlantic	dnp																		
N. 22	vs. Miami	dnp																		
N. 24	vs. Nevada	dnp																		
D. 4	at Tulsa	01:42	1-2	.500	0-1	.000	0-0	---	0	0	0	0.0	0	0	0	1	1	2	2.0	
D. 8	at Seton Hall	dnp																		
D. 14	vs. Oklahoma	dnp																		
D. 18	TARLETON ST.	dnp																		
D. 22	ORAL ROBERTS	dnp																		
D. 30	HOUSTON^	dnp																		
J. 4	at West Virginia^	dnp																		
J. 7	KANSAS ST.^	dnp																		
J. 11	at Utah^	00:44	0-1	.000	0-1	.000	0-0	---	0	0	0	0.0	0	0	0	0	0	0	1.0	
J. 14	at BYU^	04:28	1-1	1.000	1-1	1.000	0-0	---	0	1	1	0.3	0	0	0	0	0	3	1.7	
J. 18	COLORADO^	00:15	0-0	---	0-0	---	0-0	---	0	0	0	0.3	0	0	0	0	0	0	1.3	
J. 21	ARIZONA^	dnp																		
J. 26	at Texas Tech^	dnp																		
J. 29	at Kansas St.^	02:03	0-0	---	0-0	---	0-0	---	0	0	0	0.2	0	0	0	0	0	0	1.0	
F. 1	UTAH^	dnp																		
F. 4	at Houston^	dnp																		
F. 9	ARIZONA ST.^	dnp																		
F. 12	at TCU^	dnp																		
F. 15	TEXAS TECH^	05:16	1-1	1.000	1-1	1.000	0-0	---	0	1	1	0.3	0	0	1	0	1	3	1.3	
F. 19	UCF^	dnp																		
F. 22	at Kansas^	02:07	0-0	---	0-0	---	0-0	---	0	0	0	0.3	0	0	2	0	1	0	1.1	
F. 25	IOWA ST.^	dnp																		
M. 1	at Baylor^	dnp																		
M. 5	at UCF^																			
M. 8	CINCINNATI^																			

Players



55 / C.J. SMITH



Forward | 6-7 | 205 | Sophomore | Oklahoma City, Okla.

Career Statistics:

Season	School	GP-GS	MIN/MPG	FGM-A	FG%	3FGM-A	3FG%	FTM-A	FT%	OR	DR	TR	RPG	PF-FO	A	TO	BLK	STL	TP	PPG
2023-24	Coffeyville CC (Fr.)		Junior College																	
2024-25	OK State (So.)																			
OSU TOTALS		0-0	0/-	0-0	---	0-0	---	0-0	---	0	0	0	-	0-0	0	0	0	0	0	-

Profile:

- Former Putnam City North standout joins the Cowboys as a walk-on.
- Was a starter last year at JUCO power Coffeyville Community College.
- Played his freshman season (2023-24) at Coffeyville Community College in southeastern Kansas.
- Appeared in 30 games with 21 starts for the Red Ravens and averaged 8.3 points and 4.6 rebounds.
- Earned Super 5 second team (all-state, all classes) and first team All-Big City (OKC metro) honors from the Daily Oklahoman following a standout senior year at Putnam City North High School.
- Averaged 17.2 points while leading his team to a 24-3 record with wins over the eventual Class 4A and 5A state champs.
- Named First Team All-Class 6A by the Oklahoma Coaches Association.
- Prior to attending PCN, helped Heritage Hall to back-to-back 4A state tournament appearances, highlighted by a 2021 runner-up finish as a sophomore.
- Hit a buzzer-beater in overtime to send his team to the semifinals and was later named to the Tulsa World's all-state tournament squad.
- Played summer ball for Team Griffin on the Nike EYBL circuit alongside future teammate Connor Dow.
- Longtime Cowboy Basketball fan, grew up attending games and camps at Gallagher-Iba.
- Chose jersey No. 55 in honor of his father, who wore that number in high school.
- Can speak French, Chinese and Spanish.

Quick Facts

Major	Psychology
Birthday	Aug. 7
Instagram	@thecjsmith_
X (Twitter)	@ImCjsmith



23 / MIKEY KELVIN II



Forward | 6-6 | 200 | Fifth Year | Kingston, Ontario, Canada

Career Statistics:

Season	School	GP-GS	MIN/MPG	FGM-A	FG%	3FGM-A	3FG%	FTM-A	FT%	OR	DR	TR	RPG	PF-FO	A	TO	BLK	STL	TP	PPG
2020-21	Queens (Fr.)		Season Canceled (COVID-19)																	
2021-22	Queens (So.)	1-0	7/7.0	1-2	.500	0-0	---	1-2	.500	-	-	4	4.0	1	0	0	0	0	3	3.0
2022-23	Queens (Jr.)	34-26	749/22.0	100-241	.415	50-145	.345	27-35	.771	-	-	193	5.7	66	18	26	29	17	277	8.1
2023-24	Queens (Sr.)	34-18	825/24.3	116-261	.444	70-186	.376	43-58	.741	-	-	186	5.5	62	26	30	36	29	345	10.1
2024-25	OK State (5th)																			
OSU TOTALS		0-0	0/-	0-0	---	0-0	---	0-0	---	0	0	0	-	0-0	0	0	0	0	0	-
U SPORTS TOTALS		69-44	1581/22.9	217-504	.431	120-331	.363	71-95	.747	-	-	383	5.6	129	44	56	65	46	625	9.1

Profile:

- Former Canadian college standout transitions to NCAA basketball after three seasons and a national runner-up finish at Queens University in Ontario.
- Helped the Gaels to three straight national quarterfinal appearances in Canada's March Madness equivalent, the USPORTS Final 8.
- Averaged 10.1 points, 5.5 rebounds and 1.1 blocks as a senior for a team that finished 30-6, won the OUA Wilson Cup (Ontario's provincial conference title) and reached the national championship game. It was the school's best-ever finish in the national tournament and its first conference title since 1952.
- Knocked down 2.2 threes on 39.6% accuracy during the regular season.
- Finished with a double-double (13 points, 10 rebounds) and made a game-tying three-pointer with 72 seconds left in the Wilson Cup final.
- A 2020 graduate of Holy Cross Catholic Secondary.
- Started playing basketball as a junior following a growth spurt.
- Can play a number of different instruments, including the guitar.

Quick Facts

Major	University Studies
Birthday	Oct. 3
Instagram	@Michael.kelvinii
X (Twitter)	-



2024-25 Oklahoma St. Men's Basketball Combined Team Statistics All games

Page 1/1
as of Mar 02, 2025

Game Records

Record	Overall	Home	Away	Neutral
ALL GAMES	14-15	11-3	2-9	1-3
CONFERENCE	6-12	6-3	0-9	0-0
NON-CONFERENCE	8-3	5-0	2-0	1-3

Score by Periods

Team	1st	2nd	OT	TOT
Oklahoma St.	974	1133	0	2107
Opponents	1025	1186	0	2211

Team Box Score

No.	Player				Total		3-Point		F-Throw		Rebounds											
		GP-GS	MIN	AVG	FG-FGA	FG%	3FG-3FGA	3FG%	FT-FTA	FT%	OFF	DEF	TOT	AVG	PF	DQ	A	TO	BLK	STL	PTS	AVG
1	THOMPSON, Bryce	29-29	767:12	26.5	125-289	.433	30-89	.337	85-104	.817	7	74	81	2.8	59	2	55	48	2	24	365	12.6
33	OUSMANE, Abou	28-27	630:21	22.5	123-237	.519	15-31	.484	79-109	.725	54	97	151	5.4	77	4	21	47	27	30	340	12.1
0	AVERY, Marchelus	29-0	646:06	22.3	113-260	.435	53-149	.356	62-86	.721	47	86	133	4.6	57	1	38	38	18	24	341	11.8
2	DEAN, Arturo	28-15	664:17	23.7	70-177	.395	12-41	.293	52-76	.684	18	59	77	2.8	57	1	87	55	1	63	204	7.3
6	NEWMAN, Brandon	29-0	542:33	18.7	61-156	.391	28-88	.318	38-48	.792	27	64	91	3.1	43	0	20	36	7	23	188	6.5
5	BRANTLEY, Khalil	28-14	569:53	20.4	51-127	.402	8-28	.286	62-82	.756	22	47	69	2.5	57	1	63	48	3	30	172	6.1
25	JENNINGS, Robert	29-29	511:21	17.6	46-102	.451	5-22	.227	70-86	.814	29	75	104	3.6	66	0	9	36	9	13	167	5.8
14	KELLER, Jamyron	29-20	574:28	19.8	50-152	.329	23-86	.267	27-37	.730	11	55	66	2.3	52	1	37	27	3	21	150	5.2
24	SUEMNICK, Pat	28-1	318:04	11.4	32-60	.533	0-2	.000	22-50	.440	26	32	58	2.1	36	0	6	14	7	6	86	3.1
19	VUKOVIC, Andrija	8-0	39:29	4.9	3-3	1.000	0-0	.000	10-17	.588	1	5	6	0.8	4	0	0	2	0	0	16	2.0
4	DAVIS, Davonte	26-9	365:13	14.0	17-57	.298	6-34	.176	6-11	.545	11	25	36	1.4	49	1	21	14	1	12	46	1.8
13	DOW, Connor	18-1	145:15	8.1	8-24	.333	5-16	.313	3-7	.429	10	14	24	1.3	16	0	4	6	2	6	24	1.3
34	CARON, Tyler	7-0	16:36	2.4	3-5	.600	2-4	.500	0-0	.000	0	2	2	0.3	0	0	0	3	1	3	8	1.1
7	COLE, Kirk	5-0	07:32	1.5	0-2	.000	0-2	.000	0-0	.000	0	0	0	0.0	0	0	0	1	0	0	0	0.0
35	BOBIK, Jaxton	1-0	01:42	1.7	0-0	.000	0-0	.000	0-0	.000	0	0	0	0.0	0	0	0	0	0	0	0	0.0
Team											62	53	115				18					
Total		29	5800		702-1651	.425	187-592	.316	516-713	.724	325	688	1013	34.9	573	11	361	393	81	255	2107	72.7
Opponents		29	5800		762-1648	.462	257-726	.354	430-610	.705	274	710	984	33.9	556	14	419	425	116	227	2211	76.2

Team Statistics

	OSU	OPP
Scoring		
Points per game	2107	2211
Points per game	72.7	76.2
Scoring margin	-3.6	-
Field goals-att		
Field goal pct	702-1651	762-1648
Field goal pct	.425	.462
3 point fg-att		
3-point FG pct	187-592	257-726
3-pt FG made per game	.316	.354
3-pt FG made per game	6.4	8.9
Free throws-att		
Free throw pct	516-713	430-610
Free throw pct	.724	.705
F-Throws made per game	17.8	14.8
Rebounds		
Rebounds per game	1013	984
Rebounding margin	34.9	33.9
Rebounding margin	+1.0	-
Assists		
Assists per game	361	419
Assists per game	12.4	14.4
Turnovers		
Turnovers per game	393	425
Turnover margin	13.6	14.7
Assist/turnover ratio	+1.1	-
Assist/turnover ratio	0.9	1.0
Steals		
Steals per game	255	227
Steals per game	8.8	7.8
Blocks		
Blocks per game	81	116
Blocks per game	2.8	4.0
Winning streak		
Home win streak	0	-
Home win streak	2	-
Attendance		
Home games-Avg/Game	87952	107108
Home games-Avg/Game	14-6282	11-9737
Neutral site-Avg/Game	-	4-4029

Team Results

Date	Opponent		Score	Att.
11/04/2024	Green Bay	W	89-76	7251
11/10/2024	St. Thomas (MN)	W	80-71	5447
11/14/2024	Southern Ill.	W	85-78	5804
11/21/2024	vs Fla. Atlantic	L	78-86	1818
11/22/2024	vs Miami (FL)	W	80-74	1936
11/24/2024	vs Nevada	L	78-90	2063
12/04/2024	at Tulsa	W	76-55	4590
12/08/2024	at Seton Hall	W	85-76	8791
12/14/2024	vs Oklahoma	L	65-80	10300
12/18/2024	Tarleton St.	W	66-61	5188
12/22/2024	Oral Roberts	W	86-74	6349
12/30/2024	Houston	L	47-60	7365
01/04/2025	at West Virginia	L	50-69	11753
01/07/2025	Kansas St.	W	79-66	5540
01/11/2025	at Utah	L	62-83	7922
01/14/2025	at BYU	L	69-85	16457
01/18/2025	Colorado	W	83-73	7247
01/21/2025	Arizona	L	78-92	6355
01/26/2025	at Texas Tech	L	54-64	13794
01/29/2025	at Kansas St.	L	57-85	8542
02/01/2025	Utah	W	81-72	7040
02/04/2025	at Houston	L	63-72	7035
02/09/2025	Arizona St.	W	86-73	5639
02/12/2025	at TCU	L	72-73	5424
02/15/2025	Texas Tech	L	55-93	7702
02/19/2025	UCF	W	104-95	5122
02/22/2025	at Kansas	L	64-96	15300
02/25/2025	Iowa St.	W	74-68	5903
03/01/2025	at Baylor	L	61-71	7500



2024-25 Oklahoma St. Men's Basketball Combined Team Statistics In Conference games

Page 1/1
as of Mar 02, 2025

Game Records

Record	Overall	Home	Away	Neutral
ALL GAMES	6-12	6-3	0-9	0-0
CONFERENCE	6-12	6-3	0-9	0-0
NON-CONFERENCE	0-0	0-0	0-0	0-0

Score by Periods

Team	1st	2nd	OT	TOT
Oklahoma St.	576	663	0	1239
Opponents	669	721	0	1390

Team Box Score

No.	Player				Total		3-Point		F-Throw		Rebounds											
		GP-GS	MIN	AVG	FG-FGA	FG%	3FG-3FGA	3FG%	FT-FTA	FT%	OFF	DEF	TOT	AVG	PF	DQ	A	TO	BLK	STL	PTS	AVG
1	THOMPSON, Bryce	18-18	504:08	28.0	85-191	.445	19-58	.328	60-73	.822	5	45	50	2.8	39	1	38	37	2	13	249	13.8
33	OUSMANE, Abou	18-18	413:13	23.0	78-151	.517	10-23	.435	52-73	.712	33	64	97	5.4	54	3	9	30	16	21	218	12.1
0	AVERY, Marchelus	18-0	393:42	21.9	66-151	.437	33-98	.337	33-45	.733	26	45	71	3.9	34	0	20	24	13	13	198	11.0
2	DEAN, Arturo	17-15	424:05	24.9	43-113	.381	8-28	.286	29-48	.604	11	35	46	2.7	39	1	54	37	0	40	123	7.2
6	NEWMAN, Brandon	18-0	333:32	18.5	31-92	.337	16-53	.302	27-33	.818	16	40	56	3.1	26	0	14	20	4	17	105	5.8
14	KELLER, Jamyron	18-18	394:53	21.9	27-95	.284	16-56	.286	14-22	.636	8	39	47	2.6	33	1	24	21	2	16	84	4.7
25	JENNINGS, Robert	18-18	293:51	16.3	23-58	.397	0-10	.000	37-46	.804	18	40	58	3.2	40	0	7	21	4	7	83	4.6
5	BRANTLEY, Khalil	17-3	316:03	18.6	24-62	.387	3-12	.250	26-34	.765	11	26	37	2.2	30	0	32	29	0	12	77	4.5
24	SUEMNICK, Pat	18-0	199:44	11.1	22-42	.524	0-1	.000	15-34	.441	17	23	40	2.2	22	0	4	8	4	1	59	3.3
13	DOW, Connor	13-0	126:21	9.7	7-20	.350	4-14	.286	3-7	.429	9	13	22	1.7	12	0	2	5	1	4	21	1.6
19	VUKOVIC, Andrija	5-0	21:09	4.2	2-2	1.000	0-0	.000	3-5	.600	0	5	5	1.0	2	0	0	1	0	0	7	1.4
34	CARON, Tyler	6-0	14:54	2.5	2-3	.667	2-3	.667	0-0	.000	0	2	2	0.3	0	0	0	3	0	2	6	1.0
4	DAVIS, Davonte	15-0	158:36	10.6	3-18	.167	1-12	.083	2-4	.500	0	7	7	0.5	26	0	10	7	0	5	9	0.6
7	COLE, Kirk	4-0	05:50	1.5	0-2	.000	0-2	.000	0-0	.000	0	0	0	0.0	0	0	0	1	0	0	0	0.0
Team											29	31	60					9				
Total		18	3600		413-1000	.413	112-370	.303	301-424	.710	183	415	598	33.2	357	6	214	253	46	151	1239	68.8
Opponents		18	3600		473-1025	.461	158-452	.350	286-393	.728	179	460	639	35.5	342	11	277	251	71	156	1390	77.2

Team Statistics

	OSU	OPP
Scoring	1239	1390
Points per game	68.8	77.2
Scoring margin	-8.4	-
Field goals-att	413-1000	473-1025
Field goal pct	.413	.461
3 point fg-att	112-370	158-452
3-point FG pct	.303	.350
3-pt FG made per game	6.2	8.8
Free throws-att	301-424	286-393
Free throw pct	.710	.728
F-Throws made per game	16.7	15.9
Rebounds	598	639
Rebounds per game	33.2	35.5
Rebounding margin	-2.3	-
Assists	214	277
Assists per game	11.9	15.4
Turnovers	253	251
Turnovers per game	14.1	13.9
Turnover margin	-0.1	-
Assist/turnover ratio	0.8	1.1
Steals	151	156
Steals per game	8.4	8.7
Blocks	46	71
Blocks per game	2.6	3.9
Winning streak	0	-
Home win streak	2	-
Attendance	57913	93727
Home games-Avg/Game	9-6435	9-10414
Neutral site-Avg/Game	-	0-0

Team Results

Date	Opponent		Score	Att.
12/30/2024	Houston	L	47-60	7365
01/04/2025	at West Virginia	L	50-69	11753
01/07/2025	Kansas St.	W	79-66	5540
01/11/2025	at Utah	L	62-83	7922
01/14/2025	at BYU	L	69-85	16457
01/18/2025	Colorado	W	83-73	7247
01/21/2025	Arizona	L	78-92	6355
01/26/2025	at Texas Tech	L	54-64	13794
01/29/2025	at Kansas St.	L	57-85	8542
02/01/2025	Utah	W	81-72	7040
02/04/2025	at Houston	L	63-72	7035
02/09/2025	Arizona St.	W	86-73	5639
02/12/2025	at TCU	L	72-73	5424
02/15/2025	Texas Tech	L	55-93	7702
02/19/2025	UCF	W	104-95	5122
02/22/2025	at Kansas	L	64-96	15300
02/25/2025	Iowa St.	W	74-68	5903
03/01/2025	at Baylor	L	61-71	7500



COWBOY BASKETBALL

2024-25 PHOTO ROSTER



0

MARCHELUS "CHI CHI" AVERY
F • 6-8 • 210 • 5th Yr • Richmond, Va.



1

BRYCE THOMPSON
G • 6-6 • 200 • Gr. • Tulsa, Okla.



2

ARTURO DEAN
G • 5-11 • 170 • Jr. • Miami, Fla.



4

DAVONTE "DEVO" DAVIS
G • 6-4 • 185 • 5th Yr • Jacksonville, Ark.



5

KHALIL BRANTLEY
G • 6-1 • 180 • Sr. • Bronx, N.Y.



6

BRANDON NEWMAN
G • 6-5 • 200 • Gr. • Valparaiso, Ind.



7

KIRK COLE
G • 6-1 • 165 • Jr. • Yukon, Okla.



13

CONNOR DOW
G • 6-6 • 200 • So • Broken Arrow, Okla.



14

JAMYRON KELLER
G • 6-3 • 210 • So. • St. Matthews, S.C.



19

ANDRIJA VUKOVIC
F • 6-10 • Fr. • Belgrade, Serbia



23

MIKEY KELVIN II
F • 6-6 • 200 • R-Sr. • Kingston, Ontario



24

PATRICK SUEMNICK
F • 6-8 • 225 • Gr. • Green Bay, Wisc.



25

ROBERT JENNINGS II
F • 6-7 • 230 • Jr. • Desoto, Texas



33

ABOU OUSMANE
F • 6-10 • 245 • 5th Yr • Brooklyn, N.Y.



34

TYLER CARON
F • 6-8 • 210 • Gr. • Longview, Texas



55

C.J. SMITH
F • 6-7 • 205 • So. • Oklahoma City, Okla.