

2025 UCF BASEBALL MEDIA GUIDE

TABLE OF CONTENTS

TEAM INFORMATION

Table of Contents/Quick Facts	1
Preseason Outlook	2-3
Big 12 Bound - UCF Conference History	4
2025 Roster	5
TV/Radio Roster	6
2025 Schedule	7

MEDIA INFORMATION

Media Information	8
Media Outlets	9

THE STAFF

Rich Wallace	11
Norberto Lopez	12
Drew Thomas	12
Ted Tom	13
Morgan DePew	13
Michael Agis	14
Danny Neri	14
Support Staff	15

THE TEAM

Kendrey Maduro	17
Lex Boedicker	18
Ian Brown	19
Robbie Demetree	20
Kevin Schoneboom	21
Braden Calise	22
Erick Almonte	23
Chase Krewson	24
Andrew Williamson	25
Carsten Finnfold	26
Antonio Jimenez	27
Carter Stanford	28
Camden Wicker	29
Dom Stagliano	30
Wiley Hartley	31
James Lordi	32
Russell Sandefer	33
Edian Espinal	34
Dakota Stone	35
Drew Bellis	36
Matt Sauser	37
DeAmez Ross	38
Dylan King	39
Mateo Gray	40
Dominic Castellano	41
Aris Rivera	42
Trey Wheeler	43
Kris Sosnowski	44
Anthony Lariz	45
Isaac Williams	46
Tyler Kozera	47
Payton Waters	48
Angelo Smith	49
Matt Prevesk	50
Andrew Sundean	51
Luke Mottola	52
Spencer Bauer	53
Grant Siegel	54
Alex Rodriguez	55
Alex Galvan	56

2024 REVIEW

Results	58
Overall Statistics	59
Conference Statistics	60
Category Leaders	61-63
Games Summary	64
Misc. Stats	65

HISTORY AND RECORDS

Year-by-Year Summary	67
Coaching History	68
Postseason Results & Misc Stats	69
Year-by-Year Results	70-86
All-Time Series History	87-99
Year-by-Year Stats	100-101
Annual Leaders	102-105
Game & Misc Records	106
The Last Time...	107
Top-10 Leaders	108-111
Award Winners	112-114
All-Time Roster	115-116
MLB Draft History	117
All-Time Record vs. Ranked Opponents	118-121



Pictured: Braden Calise (left) celebrates after hitting a HR at the 2024 NCAA Tallahassee Regional.

QUICK FACTS

GENERAL INFORMATION

School	University of Central Florida
Location	Orlando, Fla.
Founded	1963
Enrollment	69,320
Nickname	Knights
Colors	Black and Gold
Conference	Big 12
President	Alexander Cartwright
Director of Athletics	Terry Mohajir
Athletics Phone	(407) 823-2261
Ticket Office	(407) 823-1000

JOHN EULIANO PARK

Capacity	3,841
Year Opened	2001
Dimensions	LL - 325, CF - 390, RL - 325
Alleys	LCF - 360, RCR - 360
Surface	Natural Grass
Record at John Euliano Park	800-557 (.590)

BASEBALL HISTORY

First Year of Baseball	1973 (53rd)
First Year in Division I	1985 (41st)
First Year in Big 12	2024 (1st)
All-Time Record	1754-1174-9 (.599)
Division I Record	1459-926-1 (.612)
Conference Titles/Last	12/2017
NCAA Regional Appearances/Last	13/2024
NCAA Regional Record	18-26
NCAA Regional Titles	0
NCAA Super Regional Appearances	0
College World Series Appearances	0
MLB Draft Selections	126

TEAM INFORMATION

2024 Record	37-21
Conference Record/Finish (Big 12)	14-15/8th
Home Record	21-9
Road Record	12-11
Neutral Record	4-1
Conference Tournament	2-1
Postseason	2-2
Starters (Position Players) Returning/Lost	5/4
Starting Pitchers Returning/Lost	2/2
Position Players Returning/Lost	6/10
Pitchers Returning/Lost	7/10
Total Letterwinners Returning/Lost	13/20
Newcomers	24

COACH INFORMATION

Head Coach	Rich Wallace
Alma Mater	UCF, 2004
Career Record	37-21 (2nd season)
UCF Record	Same
Conference Titles	0
NCAA Tournaments/Last	1/2024



AUTHORS/EDITORS

James Warnick
Justin Wilson
Ken Landis

EDITORIAL

UCF Athletics
Strategic Communications

CONTRIBUTORS

Nick Porcelli
Adrian Delgado
Maxson Hernandez-Trujillo
Shayna Blitz
Kierstyn Fisher
UCFAA
Big 12 Conference

COVER DESIGN

Phaedra Blaize
Ava Buric

PHOTOGRAPHY

Conor Kvatek
Carlin Bausch
Zach Del Bello
Noah Van Dick
Brooke Morris
Robert Connolly
Eric DeSalvo
Julian Bright
UCF
UCFAA
Associated Press
Getty Images
MLB

Season Outlook



Senior OF Matt Prevesk celebrates with his teammates after a walk-off win

UCF baseball's inaugural season as both a member of the Big 12 conference and under the leadership of head coach Rich Wallace was one that saw the program reach heights it hadn't seen in years. As a result, the Knights enter the 2025 season with a lot of excitement and expectations.

"We're obviously excited to get the season going and very optimistic about this group," Wallace said. "We had a very productive fall, not only on the field but off the field, with a record setting GPA in the classroom. That's not an easy thing to accomplish when you have as many newcomers as we do, but the returners have done a nice job of helping them get acclimated to how we do things, and that process has been great. Again, we're really excited about this group. Our staff is looking forward to seeing how we can grow this thing and if we can compete for a Big 12 title down the stretch."

UCF finished the 2024 campaign at 37-21 and 14-15 in the conference play. The Knights got off to a 9-1 start, their best since 2020, thanks to a season opening win over Bryant, followed by a road win over Miami, a three-game series sweep over Samford, another road win over Florida Atlantic, two wins over rival USF and then a win over No. 4 Florida in Gainesville. The later win proved to be a highlight, as the Knights upset a team who was ranked No. 4 in the nation at the time. This also marked the Black and Gold's fifth straight win over the Gators.

In April, the Knights would enter the top 25 national rankings for the first time since February 2021. The Knights were listed at No. 20 in the Perfect Game Top 25 Week Seven Poll and No. 25 in that week's D1Baseball poll. The following week, UCF would move up to be ranked No. 16 by the National Collegiate Baseball Writers Association, their highest ranking since March 9, 2020, when they were ranked 12th nationally by D1Baseball, Collegiate Baseball, and the ESPN/USA Today Coaches Poll. The Knights would continue to receive votes nationally throughout the season.

On May 11, the Black and Gold upset No. 18 Texas on Senior Night. On a day when 17 players were honored before the game, it was an RBI triple hit in the eighth inning by senior Danny Neri that helped the Knights earn the ranked win.

In their first ever big 12 tournament, UCF would make a deep run to the tournament semifinal. This run would see an upset win over the eventual tournament champion and 17th-ranked Oklahoma State Cowboys, as well as a Big 12 Championship record three-home run game from Neri.

In Wallace's first season as head coach, the Knights would make their first NCAA tournament berth since 2017. The team was selected to play in the Tallahassee Regional, where they would defeat both Alabama and Stetson to make the final, before falling to an eighth-ranked Florida State team who would go on to make the College World Series. In all, UCF posted a 19-3 record in non-conference play in 2024, which included an 11-1 midweek record and a 14-4 clip against Sunshine State opponents.

Year two of the Wallace and Big 12 era will begin on Feb. 14 when the Knights welcome Siena to town for the first a three-game series. After a midweek contest against Missouri, the Black and Gold will then host Bryant (Feb. 21-23). Some of the other notable opponents UCF will face in its non-conference slate is a three-game series at South Florida (Feb. 28 – March 2) and home battles against No. 10 Florida (March 4) and Miami (March 11).

Following the Miami game, the Knights will officially begin Big 12 play at BYU March 13-15. UCF's first home league series will come March 21-23 when it welcomes Houston to John Euliano Park. During conference play, the Black and Gold will also host Kanas (April 4-6), TCU (April 17-19), West Virginia (April 25-27) and Baylor (May 15-17).

"We learned last season that anyone in our league can beat you," Wallace said. "The travel from time-to-time can also beat you down, but we tried to setup our schedule and will plan out each week in a way where we can be successful. We're looking forward to getting out and competing."



Senior LHP Dominic Castellano

Season Outlook



Senior RHP Dom Stagliano

Returning Knights

A total of six Knights earned all-conference accolades a season ago. Of the group, UCF welcomes back **Matt Prevesk** (senior outfielder). A year ago, Prevesk was one of the team's top hitters by batting .342 with 80 hits, five home runs, 10 doubles, three triples and 35 RBIs. He also led the team with 25 multiple-hit games. Finishing second on the team in RBIs with 20, **Lex Boedicker** (senior infielder) also returns for the Black and Gold this season (.266, 10 2Bs, 6 HR, .752 OPS), as well as redshirt junior infielder **Braden Calise** (.312, 19 RBIs, 4 SB, .774 OPS), senior catcher **Andrew Sundean** (.278, 7 2B, 6 HR, 31 RBI, .835 OPS) and sophomore outfielder **Andrew Williamson** (.258, 6 2B, 5 HR, 25 RBI, .744 OPS).

On the mound, the Knights welcome back returning starter and member of the 2024 All-Big 12 Conference Second Team **Dom Stagliano** (RHP, 3-4, 4.10 ERA, 66 SO) as well as a top bullpen arm and 2024 ABCA/Rawlings Second Team All-Region member **Dominic Castellano** (LHP, 7-0, 2.83 ERA, 3 SV, 68 SO). A number of other key contributors from are also back this year in returning starter **Wiley Hartley** (RHP, 3-3, 38 SO) closer **Kris Sosnowski** (RHP, 1-0, 3.38 ERA, 6 SV, 40 SO), reliever **Spencer Bauer** (RHP, 2-1, 4.32 ERA, 37 SO) and fellow reliever **Alex Galvan** (2-0, 5.06 ERA, 9 SO). Both Stagliano and Castellano were recently named Preseason All-Big 12 for the 2025 campaign.

In all, UCF welcomes back five returning position player starters from last year's squad and 13 letterwinners.



Junior OF DeAmez Ross

New Knights

Of the newcomers, sophomore transfer **Chase Krewson** (OF from Duke) is one of the squad's top newcomers as he brings solid experience to the team after helping lead the Blue Devils to an ACC Tournament Championship and an NCAA Regional appearance last year. Also joining UCF from the ACC this spring is junior outfielder **DeAmez Ross** (Florida State) and sophomore infielder **Antonio Jimenez** (Miami). Big things are also expected from junior college transfer Kendrey Maduro (infielder).

On the mound, Jacksonville transfers **Isaac Williams** (RHP) and **Dakota Stone** (LHP) will look to be key contributors from the bullpen, as well as **Kevin Schoneboom** (RHP, Northeast Texas CC), **James Lordi** (LHP, Penn State), **Payton Waters** (RHP, St. Johns River State) and others. Of the starting rotation, sophomore transfer **Camden Wicker** (RHP, Wofford), Matt Sauser (RHP, Florida State), **Angelo Smith** (RHP, Indian River State) and **Grant Siegel** (RHP, West Virginia), who redshirted for the Knights last year, will all look to break into the starting rotation.

Infielder **Mateo Gray** (Weston, Fla.) looks to contribute as a true freshman on the position player side, while southpaw **Drew Bellis** (Avon Lake, Ohio) and right-handed pitcher **Anthony Lariz** (Key West, Fla.) have shown promise on the mound. Some other freshmen to keep an eye on are **Alex Rodriguez** (Coral Springs, Fla.) and **Luke Mottola** (Orlando, Fla.), the son UCF volleyball legend Emily Mottola and UCF Athletics Hall of Famer Chad Mottola.

UCF welcomes in a total of 24 newcomers to the squad, which includes 18 transfers and six freshmen.

"We added to our depth and athleticism in both our position players as well as on the mound," Wallace added. "We also now have a lot more variety in the bullpen. This will give us a better look from our pitchers where we will be able to match up better this season."

Knights by Class

Senior	8
Spencer Bauer (RHP) *	
Lex Boedicker (INF)	
Dominic Castellano (LHP)	
Alex Galvan (RHP)	
Wiley Hartley (RHP) *	
Matt Prevesk (OF)	
Dom Stagliano (RHP)	
Andrew Sundean (C)	

Junior	15
Erick Almonte (INF)	
Braden Calise (INF) *	
Edian Espinal (INF)	
Carsten Finnvoid (LHP) *	
Dylan King (C) *	
Kendrey Maduro (INF)	
Aris Rivera (C)	
DeAmez Ross (OF)	
Kevin Schoneboom (RHP)	
Grant Siegel (RHP) *	
Angelo Smith (RHP)	
Kris Sosnowski (RHP) *	
Carter Stanford (RHP)	
Dakota Stone (LHP)	
Payton Waters (RHP)	

Sophomore	10
Antonio Jimenez (INF)	
Tyler Kozera (RHP)	
Chase Krewson (OF)	
James Lordi (LHP) *	
Russell Sandelefer (RHP)	
Matt Sauser (RHP)	
Trey Wheeler (LHP) *	
Camden Wicker (RHP) *	
Isaac Williams (RHP) *	
Andrew Williamson (OF)	

Freshman	6
Drew Bellis	
Robbie Demetree (INF)	
Mateo Gray (INF/RHP)	
Anthony Lariz (RHP)	
Luke Mottola (OF)	
Alex Rodriguez (OF)	

* - Have utilized a redshirt

Knights by State

Florida	26
Braden Calise (Fort Pierce)	
Dominic Castellano (Tampa)	
Robbie Demetree (TNXL Academy)	
Edian Espinal (Rockledge, Fla.)	
Carsten Finnvoid (Boca Raton)	
Mateo Gray (Weston)	
Antonio Jimenez (Davie)	
Dylan King (Delray Beach)	
Anthony Lariz (Key West)	
Luke Mottola (Orlando)	
Matt Prevesk (Apopka)	
Aris Rivera (Plantation)	
Alex Rodriguez (Coral Springs)	
DeAmez Ross (Melbourne)	
Russell Sandelefer (Tampa)	
Grant Siegel (Fort Lauderdale)	
Angelo Smith (Coral Springs)	
Kris Sosnowski (Lutz)	
Dom Stagliano (Boynton Beach)	
Dakota Stone (Jacksonville)	
Andrew Sundean (Lakeland)	
Payton Waters (Live Oak)	
Trey Wheeler (Indialantic)	
Camden Wicker (Viera)	
Isaac Williams (Fleming Island)	
Andrew Williamson (St. Petersburg)	

Pennsylvania	3
Tyler Kozera (Pittsburgh)	
Chase Krewson (Bridgeville)	
James Lordi (Jim Thorpe)	

New Jersey	2
Alex Galvan (Brielle)	
Spencer Bauer (Manasquan)	

Ohio	2
Drew Bellis (Avon Lake)	
Lex Boedicker (Lima)	

Alabama	1
Carter Stanford (Spanish Fort)	

Georgia	1
Wiley Hartley (Atlanta)	

Illinois	1
Matt Sauser (Bloomington)	

Texas	1
Kevin Schoneboom (Arlington)	

Aruba	1
Kendrey Maduro (Pos Chiquito)	

Dominican Republic	1
Erick Almonte (Santo Domingo)	

Big 12 Bound - UCF Conference History

UCF baseball started in 1973 under Coach Doug Holmquist. At the time, UCF was still known as Florida Technical University (FTU). Holmquist, a former minor league player, had spent time as a coach at Sacred Heart University and the University of Vermont. In his first season, Holmquist led FTU to a 16-15-1 record as a Division II independent. Holmquist would coach the Knights for two more winning seasons before moving into a role as a minor league manager in the New York Yankees' organization. Holmquist's winning percentage of .616 (66-44-1) is second best in the program's history.

Jack Sexton would take over the Knights beginning in the 1976 season. The 1976 season would be FTU's only losing season as a Division II independent (19-23), however they would improve their record to 24-18 the following year.

In its first season as a member of the Sunshine State Conference, FTU named Bill Moon as the third head coach in the organization's history. After a rebuilding year in 1978, the newly branded UCF Knights would have their most successful season yet, sharing the 1979 SSC regular season championship with Florida Southern University. The Knights would make their only NCAA Division II Regional that year, which was held in Lakeland, Florida. Moon would manage the Knights for another three seasons, ending his tenure with 124 wins.

Jay Bergman, a former University of Florida head coach, would replace Moon for the 1983 season. In his time with the Gators, Bergman won an SEC championship and SEC tournament title in 1981, and qualified for NCAA regionals in 1977, 1979 and 1981. In his first two seasons with the Knights, Bergman posted a combined record of 62-56.

After a successful tenure as a Division II team, UCF would move up to the Division I level for the 1985 season. As an independent team, the Knights would post a winning record from 1985 through 1990, with one NCAA East Regional appearance during the 1989 season. Bergman would lead UCF into Division I affiliation, joining the American South Conference beginning in 1991. A year later, the league merged with the Sun Belt Conference, retaining the Sun Belt branding for the 1992 campaign. The Knights' time in the Sun Belt was short lived, as they would join the TransAmerica Athletic Conference (now known as the Atlantic Sun Conference) the following year. Bergman and the Knights would go on to win the 1993 TAAC Championship in their first season with the league. UCF would go on to win the TAAC/ASUN tournament five more times (1995-97, 2001-02), and the regular season championship four times (2000-02, 2004).

The 2001 season would be a year of firsts for the UCF baseball program. For the first time, the Knights would win both regular season and conference tournament titles in the same season. This would also mark the first year that the Knights were ranked the entire season as a Division I team. The Black and Gold would also play their first game at their brand-new baseball complex, Jay Bergman field, which is now known as John Euliano Park.

After a successful tenure in the ASUN, UCF would debut in Conference USA starting in 2006. The Knights would struggle in their first two seasons in the C-USA, finishing the 2006 and 2007 seasons with records of 23-33 and 27-32, respectively. The 2008 campaign would be the last season of the Bergman era, where he finished his tenure with an impressive program-leading 994-594-3 record, .626-win percentage, and nine NCAA tournament appearances.

After the 2008 season, Terry Rooney, an assistant coach from LSU, was hired as the fifth head man for the Knights. In 2010, Rooney would lead the Knights to their best season yet as a C-USA member, with a 33-22 record. The following year, the Knights would make their first NCAA tournament appearance under Rooney. The Black and Gold also had multiple wins over ranked teams, including two wins over a No. 4 and No. 5 ranked Florida team, and one over No. 6 Florida State. In 2012, the Knights would receive their highest ranking yet, with the No. 7 spot in week 10. With another NCAA tournament berth, this would mark the first time UCF had made an NCAA tournament appearance in back-to-back seasons since 2001-02.

Starting with the 2014 campaign, The American Athletic Conference would be the next home for UCF.

The Knights would break out onto the AAC scene with a 17-7 conference record, and had an impressive non-conference win against fourth-ranked Florida State. After a pair of down years, Rooney would leave UCF following the conclusion of the 2016 season.

In July 2016, Greg Lovelady, the former head coach of Wright State, would be named the next UCF head coach. Lovelady, who won a pair of College World Series as a catcher with the University of Miami, burst onto the scene with UCF, winning the 2017 AAC regular season championship en route to making an NCAA tournament appearance that season. The following year, the Knights would have their first wins over a top-ranked opponent, defeating Florida in back-to-back games, 9-7 and 4-2, respectively. The Knights' success within the AAC would continue throughout the Lovelady era, with a winning record every season, and three AAC tournament appearances.

In July 2023, UCF joined the Big 12 Conference which meant big things for the baseball team. Upon their entrance into the conference, the Big 12 Commissioner Brett Yormark remarked that "UCF has experienced unprecedented growth and success since becoming a Division I program." To date, the Big 12 is the home to 81 NCAA team titles and over 740 individual national championships. Since 1985, when UCF was declared a Division I program, the baseball team has advanced to an NCAA Regional 13 times, which included three times when Coach Wallace was a player for the Knights (2000, 2001, 2002), and one more as a volunteer assistant in 2004.

Prior to the start of the 2024 season, Rich Wallace, an Orlando native and UCF graduate took over the program. Wallace, who played infield for the Knights from 2000-2003, became the eighth person to be named Knights' head coach. Wallace had also spent time as an assistant coach for UCF under Jay Bergman from 2004-2008. In Wallace's first season, he led the Knights to a 37-21 record, upset wins over No. 4 Florida and No. 18 Texas, a semifinals appearance in the Big 12 Tournament, and UCF's first NCAA tournament appearance since 2017. Wallace's squad was selected to play in the Tallahassee Regional, where they would defeat Stetson and Alabama before falling in the final game of the Regional to a future participant in that season's College world Series, and eighth-ranked Florida State.



The Big 12 Baseball Championship will be held at Globe Life Field through the 2028 season.



Independent
1985-90



American South
1991



Sun Belt
1992



Atlantic Sun
1993-05



Conference USA
2006-13



American Athletic
2014-23



Big 12
2024-present

Numerical Roster

No.	Name	Pos.	B/T	Ht.	Wt.	Yr.	Hometown / High School (Previous Schools)
1	Kendrey Maduro	INF	R/R	6-2	205	Jr.	Pos Chiquito, Aruba / TNXL Academy (Northwest Florida State)
3	Lex Boedicker	INF	L/R	6-0	225	Sr.	Lima, Ohio / Bath
4	Ian Brown	RHP	R/R	5-10	200	RSr.	Tampa, Fla. / Berkeley Prep (Trinity College)
5	Robbie Demetree	INF	R/R	6-0	205	Fr.	Altamonte Springs, Fla. / TNXL Academy
6	Kevin Schoneboom	RHP	R/R	6-3	225	Jr.	Arlington, Texas / Mansfield Timberview (Northeast Texas CC)
7	Braden Calise	INF	R/R	5-11	175	RJr.	Fort Pierce, Fla. / John Carroll Catholic (Louisville)
8	Erick Almonte	INF	S/R	5-11	160	Jr.	Santo Domingo, DR / TNXL Academy (State College of Florida)
10	Chase Krewson	OF	L/L	6-2	205	So.	Bridgeville, Pa./South Fayette TWP (Duke)
11	Andrew Williamson	OF	L/L	6-0	195	So.	St. Petersburg, Fla./Northside Christian
12	Carsten Finnvold	LHP	L/L	6-1	190	RJr.	Boca Raton, Fla. / American Heritage Delray (Florida)
13	Antonio Jimenez	INF	R/R	6-1	200	So.	Davie, Fla. / Archbishop McCarthy (Miami)
14	Carter Stanford	RHP	R/R	6-4	230	Jr.	Spanish Fort, Ala. / Spanish Fort (Tallahassee CC)
15	Camden Wicker	RHP	R/R	6-7	190	So.	Viera, Fla. / Viera (Wofford)
16	Dom Stagliano	RHP	R/R	6-1	190	Sr.	Boynton Beach, Fla. / Palm Beach Gardens (Stetson)
17	Wiley Hartley	RHP	R/R	6-3	200	RSr.	Atlanta, Ga. / North Atlanta (Campbell)
20	James Lordi	LHP	L/L	6-0	190	RSO.	Jim Thorpe, Pa. / Jim Thorpe Area (Penn State)
21	Russell Sandefer	RHP	R/R	6-1	180	So.	Tampa, Fla. / Robinson (Saint Leo)
23	Edian Espinal	INF	S/R	6-2	205	Jr.	Canovanas, Puerto Rico / Viera (Chipola)
24	Dakota Stone	LHP	R/L	5-10	220	Jr.	Jacksonville, Fla. / Sandalwood (Jacksonville)
25	Drew Bellis	LHP	L/L	6-0	175	Fr.	Avon Lake, Ohio / IMG Academy
26	Matt Sauser	RHP	R/R	6-3	195	So.	Bloomington, Ill. / University (Florida State)
27	DeAmez Ross	OF	L/L	5-10	190	Jr.	Melbourne, Fla. / Eau Gallie (Florida State)
28	Dylan King	C	L/R	6-2	205	RJr.	Delray Beach, Fla. / American Heritage Delray (North Carolina)
29	Mateo Gray	INF/RHP	R/R	6-2	230	Fr.	Weston, Fla. / North Broward Prep
31	Dominic Castellano	LHP	R/L	5-11	195	Sr.	Tampa, Fla. / Tampa Jesuit
32	Aris Rivera	C	R/R	6-4	230	Jr.	Plantation, Fla. / J.P. Taravella (Polk State)
33	Trey Wheeler	LHP	L/L	6-0	195	RSO.	Indialantic, Fla. / Melbourne (South Carolina)
34	Kris Sosnowski	RHP	R/R	6-0	215	RJr.	Lutz, Fla. / Tampa Jesuit
35	Anthony Lariz	RHP	R/R	6-4	220	Fr.	Key West, Fla. / Key West
37	Isaac Williams	RHP	R/R	6-2	215	RSO.	Fleming Island, Fla. / Fleming Island (Jacksonville)
40	Tyler Kozera	RHP	R/R	6-3	210	So.	Pittsburgh, Pa. / Saint John Neumann
41	Payton Waters	RHP	R/R	6-1	205	Jr.	Live Oak, Fla. / Suwannee (St. Johns River State)
42	Angelo Smith	RHP	R/R	6-0	185	Jr.	Coral Springs, Fla. / Coral Glades (Indian River State)
43	Matt Prevesk	OF	L/L	6-3	200	Sr.	Apopka, Fla. / Apopka (Florida)
44	Andrew Sundean	C	R/R	6-6	230	Sr.	Lakeland, Fla. / McKeel Academy of Technology
45	Luke Mottola	OF	L/R	6-3	195	Fr.	Orlando, Fla. / Boone
46	Spencer Bauer	RHP	R/R	6-2	235	RSr.	Manasquan, Fla. / Manasquan (Elon)
48	Grant Siegel	RHP	R/R	6-1	205	RJr.	Fort Lauderdale, Fla. / University School (West Virginia)
52	Alex Rodriguez	OF	L/L	5-9	170	Fr.	Coral Springs, Fla. / Marjory Stoneman Douglas
55	Alex Galvan	RHP	R/R	6-6	250	RSr.	Brielle, N.J./Manasquan (Louisville)

Coaching Staff

Head Coach	Rich Wallace, #39 (UCF, 2004) - 2nd Season
Assistant Coach/Recruiting Coordinator	Norberto Lopez, #0 (Nova Southeastern, 1999) - 2nd Season
Pitching Coach	Drew Thomas, #22 (Illinois State, 1998) - 2nd Season
Assistant Coach	Ted Tom, #9 (Shawnee State, 2004) - 8th Season
Director of Operations	Morgan DePew (Saint Joseph's, 2016) - 2nd Season
Director of Player Development	Michael Agis (FIU, 2017) - 2nd Season
Director of Position Player Development	Danny Neri (Notre Dame, 2023) - 1st Season
Strength & Conditioning	H.R. Powell (Montclair State, 2013)
Athletic Trainer	Kaylee Shores (West Texas A&M, 2018)
Assoc. Director of Equipment	Bryan Hill (UAlbany, 2006)

Pronunciation Guide

#	Player Name	Pronunciation
1	Kendrey Maduro	Muh-DUR-oh
3	Lex Boedicker	BO-deck-er
4	Braden Calise	BRAY-den kuh-LEESE
8	Erick Almonte	AI-MAWN-tay
13	Antonio Jimenez	He-MEN-eh
16	Dom Stagliano	Stag-lee-AH-no
20	James Lordi	Lord-EYE
21	Russell Sandefer	SAN-deh-fer
23	Edian Espinal	ED-ee-on Esp-EE-nawl
25	Drew Bellis	BELL-iss
26	Matt Sauser	SOW-ser (like pow)
27	DeAmez Ross	Dee-AWE-mezz
31	Dominic Castellano	cast-uh-LAWN-oh
32	Aris Rivera	AIR-iss
34	Kris Sosnowski	sauce-NOW-skee
35	Anthony Lariz	LAIR-izz
40	Tyler Kozera	Kop-ZAIR-uh
43	Matt Prevesk	PRE-vesk
45	Luke Mottola	Muh-TOW-la
46	Spencer Bauer	BOV-er (like pow)
48	Grant Siegel	SEEG-el
55	Alex Galvan	gal-VONN

TV/RADIO ROSTER



Kendrey Maduro
Jr. • INF



Lex Boedicker
Sr. • INF



Ian Brown
RSr. • RHP



Robbie Demetree
Fr. • INF



Kevin Schoneboom
Jr. • RHP



Braden Calise
R.Jr. • INF



Erick Almonte
Jr. • INF



Chase Krewson
So. • OF



Andrew Williamson
So. • OF



Carsten Finnfold
R.Jr. • LHP



Antonio Jimenez
So. • INF



Carter Stanford
Jr. • RHP



Camden Wicker
So. • RHP



Dom Stagliano
Sr. • RHP



Wiley Hartley
RSr. • RHP



James Lordi
RSo. • LHP



Russell Sandefer
So. • RHP



Edian Espinal
Jr. • INF



Dakota Stone
Jr. • LHP



Drew Bellis
Fr. • LHP



Matt Sauser
So. • RHP



DeAmez Ross
Jr. • OF




Dylan King
R.Jr. • C



Mateo Gray
Fr. • INF/RHP



Dominic Castellano
Sr. • LHP



Aris Rivera
Jr. • C



Trey Wheeler
RSo. • LHP



Kris Sosnowski
R.Jr. • RHP



Anthony Lariz
Fr. • RHP



Isaac Williams
RSo. • RHP



Tyler Kozera
So. • RHP



Payton Waters
Jr. • RHP



Angelo Smith
Jr. • RHP



Matt Prevesk
Sr. • OF



Andrew Sundean
Sr. • C



Luke Mottola
Fr. • OF



Spencer Bauer
RSr. • RHP



Grant Siegel
R.Jr. • RHP



Alex Rodriguez
Fr. • OF



Alex Galvan
RSr. • RHP



Rich Wallace
Head Coach



Norberto Lopez
Recruiting Coordinator



Drew Thomas
Pitching Coach



Ted Tom
Assistant Coach



Morgan DePew
Director of Operations



Michael Agis
Dir. of Player Develop.



Danny Neri
Dir. of Pos. Player Dev.

2025 SCHEDULE

Day	Date	Opponent	Location	Time
Fri-Sun	Feb. 14-16	Siena	Orlando, Fla. / John Euliano Park	6:30/6:30/1 PM
Wednesday	Feb. 19	Missouri	Orlando, Fla. / John Euliano Park	6:00 PM
Fri-Sun	Feb. 21-23	Bryant	Orlando, Fla. / John Euliano Park	6/6/1 PM
Tuesday	Feb. 25	Florida Atlantic	Orlando, Fla. / John Euliano Park	6:00 PM
Fri-Sun	Feb. 28-March 2	at South Florida	Tampa, Fla. / USF Baseball Stadium	6:30/2/1 PM
Tuesday	March 4	Florida	Orlando, Fla. / John Euliano Park	6:00 PM
Fri-Sun	March 7-9	Monmouth	Orlando, Fla. / John Euliano Park	6/6/1 PM
Tuesday	March 11	Miami	Orlando, Fla. / John Euliano Park	6:00 PM
Thu-Sat	March 13-15	at BYU *	Provo, Utah / Miller Park	8/8/3 PM
Tuesday	March 18	at Stetson	DeLand, Fla. / Melching Field	6:30 PM
Fri-Sun	March 21-23	Houston *	Orlando, Fla. / John Euliano Park	6/6/1 PM
Tuesday	March 25	at Jacksonville	Jacksonville, Fla. / John Sessions Stadium	6:00 PM
Fri-Sun	March 28-30	at Cincinnati *	Cincinnati, Ohio / UC Baseball Stadium	6/3/1 PM
Tuesday	April 1	Stetson	Orlando, Fla. / John Euliano Park	6:00 PM
Fri-Sun	April 4-6	Kansas *	Orlando, Fla. / John Euliano Park	6/6/1 PM
Tuesday	April 8	at North Florida	Jacksonville, Fla. / Harmon Stadium	6:00 PM
Fri-Sun	April 11-13	at Kansas State *	Manhattan, Kan. / Tointon Family Stadium	7/5/2 PM
Tuesday	April 15	Florida A&M	Orlando, Fla. / John Euliano Park	6:00 PM
Thu-Sat	April 17-19	TCU *	Orlando, Fla. / John Euliano Park	6/6/1 PM
Tuesday	April 22	at Florida Atlantic	Boca Raton, Fla. / FAU Baseball Stadium	6:30 PM
Fri-Sun	April 25-27	West Virginia *	Orlando, Fla. / John Euliano Park	6/6/1 PM
Tuesday	April 29	North Florida	Orlando, Fla. / John Euliano Park	6:00 PM
Fri-Sun	May 2-4	at Oklahoma State *	Stillwater, Okla. / O'Brate Stadium	TBA
Tuesday	May 6	at Missouri State	Springfield, Mo. / Hammons Field	7:30 PM
Fri-Sun	May 9-11	at Texas Tech *	Lubbock, Texas / Rip Griffin Park	7/3/2 PM
Tuesday	May 13	Presbyterian	Orlando, Fla. / John Euliano Park	6:00 PM
Thu-Sat	May 15-17	Baylor *	Orlando, Fla. / John Euliano Park	6/6/1 PM

May 21-24 - Phillips 66 Big 12 Baseball Championship - Arlington, Texas / Globe Life Field

* Denotes Big 12 Conference series

Home contests in bold and contested at John Euliano Park

All times listed in Eastern Time

Schedule is subject to change

MEDIA INFORMATION

UCF STRATEGIC COMMUNICATIONS

The strategic communications office for UCF Athletics appreciates your coverage of the Knights baseball program and is available to assist the media throughout the 2024 season.

Mailing Address

Roth Athletics Center
4192 North Orion Blvd.
Orlando, FL 32816

BASEBALL CONTACT



JAMES WARNICK
Associate Director, Strategic Communications
Baseball SID

Cell:..... (801) 376-0814
Email: jwarnick@athletics.ucf.edu

STRATEGIC COMMUNICATIONS STAFF



Adam Widman
Sr. Associate AD
Admin, Football



Justin Wilson
Assistant AD
Football, Men's Golf, Spirit



Ken Landis
Associate Director
Men's Basketball, Rowing



James Warnick
Associate Director
Baseball, Women's Soccer



Jenna Osborn
Assistant Director
Women's Basketball, Volleyball, Women's Golf



Ryan Ladika
Assistant Director
Men's Soccer, Softball



Alex Clough
Strategic Communications Assistant
Cross Country/Track & Field, Men's Tennis, Women's Tennis

INTERVIEW POLICY

UCF student-athletes and coaches will be available to the media throughout the 2025 season, but all interviews must be coordinated through James Warnick in the UCF Athletics Strategic Communications office.

Please do not attempt to contact players, coaches or other team personnel directly by any means of communication, including personal phone numbers, email addresses and/or social media accounts.

GAME CREDENTIALS

Media wishing to cover UCF baseball games during the 2025 season may submit a request via email to James Warnick at jwarnick@athletics.ucf.edu

Credentials are non-transferrable. The UCF Athletics Strategic Communications office reserves the right to revoke any credential: (1) used by an individual other than the one to whom it was granted; and (2) any individual who refuses to comply with media and/or photography guidelines. UCF Athletics reserves the right to refuse, revoke or terminate a credential at any time.

Media will call at John Euliano Park is located at the ticket office to the ballpark, which is next to the main entrance.

INTERVIEW REQUESTS

Interview requests with UCF head coach Rich Wallace and baseball student-athletes may be arranged by request throughout the season. Please contact James Warnick to help schedule those requests.

PRACTICE COVERAGE

Practices will be closed to the media throughout the 2025 season unless otherwise stated. UCF head coach Rich Wallace and select student-athletes will be available to the media following practices if scheduled with James Warnick in advance.

GAMEDAY PARKING

Media members covering UCF baseball games may park in Garage F, located directly south of John Euliano Park, between the ballpark and The Venue.

MEDIA SERVICES

All statistical information will be available online at ucfknights.com and live stats will be available during games by visiting ucf.statbroadcast.com. Printed box scores will be available after each home game (see James Warnick).

POSTGAME PRESS CONFERENCE

Postgame press conferences with head coach Rich Wallace and select student-athletes may be arranged following each home game at John Euliano Park. Please see James Warnick to help arrange these press conferences and for player requests.

ROAD-GAME CREDENTIALS

Working press wishing to cover UCF on the road should make credential requests to the home SID and James Warnick at your earliest convenience.

MEDIA OUTLETS



Print

Orlando Sentinel

Matt Murschel, Beat Reporter

Sanford Herald

Dean Smith, Sports Editor

Online

Sons of UCF

Trace Trylko

Rivals.com

Brandon Helwig

Black & Gold Banneret

Kyle Nash

JFS Sports

Sean Russell

Television

WESH (NBC)

Daren Stoltzfus, Sports Director

WFTV (ABC)

Alex Walker, Sports Anchor

WKMG NEWS 6 (CBS)

Jamie Seh, Sports Director

WOFL-TV (FOX)

Jessica Eley, Sports Reporter

Spectrum News

Danielle Stein, Sports Reporter

Radio

96.9 The Game

96.9 FM / 740 AM

Marc Daniels - "The Voice of The Knights"



Marc Daniels

Director of Broadcasting
30th Season

One of the area's most recognized and respected media personalities, Marc Daniels has been seen and

heard in Orlando for well over 30 years.

The 2024-25 sports season is Daniels' 30th year calling UCF games as the longtime play-by-play voice for football, basketball, baseball and other sports as well as hosting additional program on multiple platforms and serving as a UCF ambassador and emcee at numerous events throughout the year.

In addition to his roles as Director of Broadcasting and play-by-play voice, Daniels is the host of "The Beat of Sports" radio show on UCF's flagship radio station 96.9FM/740AM The Game/WYGM in Orlando. The show can be heard weekdays from 8:30 a.m. until 12 p.m.


He has broadcast some of UCF's biggest moments in the program's history and has called every UCF football game since 1995, a streak well over 300 consecutive games. His 30 years at UCF is longest of any school's radio voice in the state of Florida.

Daniels was inducted into the UCF Athletics Hall of Fame in the fall of 2023.

Daniels was born in New York and grew up in south Florida. He has lived in Orlando since 1989 and is married with two daughters.

FM 96.9 The Game is the home of the UCF Knights. Catch Knights football, basketball and baseball

games on FM 96.9, AM 740 and iHeart Radio. Download the app for free at 969thegame.com.





THE STAFF

2025 UCF Baseball



BIG 12 CONFERENCE

Head Coach



#39 RICH WALLACE

Head Coach | Second Season

Rich Wallace, an Orlando native and former UCF baseball player and Knight assistant coach, brings two decades of experience as a Division I baseball coach with him in his return to Orlando as UCF's seventh head baseball coach. The 2024 season marked Wallace's first season as UCF's head coach as well as the program's first year of competition in the Big 12 Conference.

During his first season at the helm of his alma mater in 2024, Wallace led his Knights to a 37-21 record and the program's first NCAA Tournament appearance since 2017—with a trip to the 2024 NCAA Tallahassee Regional. He also led the Black and Gold to six conference series victories in the program's inaugural season of competition in the Big 12 Conference to finish eighth in the league with a 14-15 conference record.

With a possible postseason bid on the line, Wallace then led the Knights to a deep run at the 2024 Phillips 66 Big 12 Championship by going 2-1 and reaching the semifinal round. UCF then received an at-large selection as a No 3 seed at the NCAA Tallahassee Regional and the Black and Gold went on to record wins over Alabama and Stetson to reach the finals of the regional before falling to the host and No. 8 Florida State Seminoles.

Wallace helped his 2024 squad enter the Top 25 national rankings for the first time since February of 2021, as the team spent two weeks in early April in the national rankings. The Knights were ranked as high as 16th by the NCBWA and 17th by D1Baseball. Wallace also guided the Knights to a 19-3 non-conference record during the regular season, which included an impressive 11-1 record in midweek action. The 2024 Knights also finished the season with a 14-4 record against in-state opponents as well as posted the nation's 31st-best RPI.

By recording the NCAA Tournament appearance in 2024, Wallace became the first person in program history to have appeared in NCAA postseason play as a player (2000, 2001, 2002), an assistant coach (2004), and a head coach (2024).

COACHING RECORD

Year	School	Overall	Conf.	Postseason
2024	UCF	37-21	14-15	2-2
Career		37-21	14-15	2-2

COACHING EXPERIENCE

2024-present	UCF	Head Coach
2023	Florida State	Assistant Head Coach
2020-22	Notre Dame	Recruiting Coordinator
2018-19	Jacksonville	Associate Head Coach
2015-17	Creighton	Recruiting Coordinator
2009-14	High Point	Assistant Coach
2004-08	UCF	Volunteer Assistant

NCAA TOURNAMENT EXPERIENCE

Head Coach	One	'24
Asst. Coach	Four	'04, '18, '21, '22
Player	Three	'00, '01, '02
Eight total NCAA Tournament appearances		

Prior to getting the job at UCF, Wallace spent the 2023 season as assistant head coach and recruiting coordinator at Florida State. He previously coached at Notre Dame (2020-22), Jacksonville (2018-19), Creighton (2015-17), High Point (2009-14) and UCF (2004-08). Wallace helped teams at UCF in 2004, Jacksonville in 2018 and Notre Dame in 2021 and 2022 to NCAA Championship appearances.

A 2004 UCF graduate, Wallace becomes the first alumnus to be named head coach of an NCAA-sponsored men's sport at UCF since 1988. He played four seasons of baseball for the Knights from 2000-03, helping those teams reach the NCAA Championship in 2000, 2001 and 2002. As a freshman, he led UCF with a .380 batting average and .529 on-base percentage. He played a key role as UCF won the ASUN regular season in 2000-02 and the ASUN conference tournament in 2001 and 2002. Wallace helped the 2001 UCF squad win a school-record 51 games.

His combined NCAA Championship experience includes three times as a UCF player and four times as an assistant coach (two Super Regional appearances and one College World Series berth).

Wallace spent four seasons working with head coach Link Jarrett at Notre Dame (2020-22) and Florida State (2023). In South Bend he served as recruiting coordinator and third-base coach while also working with Irish hitters and catchers. He oversaw defensive alignments, managed opposing pitcher video scouting reports, helped coordinate baserunning instruction and assisted with game management during his tenure in South Bend. His role in Tallahassee also featured the recruiting coordinator assignment.

Under Wallace's guidance, Notre Dame led the Atlantic Coast Conference and ranked in the top 15 nationally in fielding percentage in both 2021 and 2022. Notre Dame threw out more than 35 percent of attempted base stealers, while Irish runners finished in the top four in the league in stolen bases each season.

In Wallace's three years at Notre Dame the Irish were 86-32 (.729), second-best winning percentage in the country over that span. Notre Dame's 44-21 (.677) three-year ACC record was the best in the league, and the Irish won the conference's regular-season title (their first ACC crown) by 4.5 games in 2021. Notre Dame finished 41-17 in 2022 (most wins for the Irish since 2006) and set a single-season home run record with 79.

Wallace helped guide the Irish to back-to-back NCAA Super Regionals (first time at Notre Dame) and the 2022 College World Series in the third trip to Omaha in program history. In 2021, first baseman Niko Kavadas became a first-team All-American—Notre Dame's first since 2002—and set the school record with 22 home runs (second in the ACC and third in the nation).

At Notre Dame, Wallace coached two All-Americans, three All-ACC selections and 14 players were named to the All-ACC Academic Team. Throughout his career Wallace's teams have produced 53 Major League Baseball draft selections and coached more than 60 all-conference performers.

He spent the 2018-19 seasons back in his home state as associate head coach and recruiting coordinator at Jacksonville under head coach Chris Hayes. In 2018 Wallace and the Dolphins finished 40-21 and reached the NCAA Championship as a two seed, highest in program history. That season, the Dolphins led the ASUN in batting average, on-base percentage, runs scored and fielding percentage.

Wallace was the recruiting coordinator at Creighton (2015-17 under head coach Ed Servais) and High Point (2009-14 under head coach Craig Cozart). He was named the Big East Recruiter of the Year by D1Baseball in 2016 at Creighton. At High Point he helped bring in consecutive nationally ranked recruiting classes for the first time in school history.

Wallace began his coaching career at UCF (2004-08 under head coach Jay Bergman), coaching the catchers and outfielders while coordinating the camps. UCF won the ASUN regular-season title in 2004 and reached the NCAA Championship.

He remains in UCF's top 10 in single-season on-base percentage (.529 in 2000) and career hit by pitch (46). Wallace in 2000 was an honorable mention Collegiate Baseball Freshman All-American and a third-team All-ASUN selection as a designated hitter. In his four seasons with the Knights, UCF won a combined 166 games (51-14 in 2001, 43-19 in 2000, 41-22 in 2002), including a combined 67-17 mark in ASUN play in 2000-02.

After his playing career as a 6-1, 220-pound infielder with the Knights concluded, Wallace earned his degree in 2004 from UCF's College of Undergraduate Studies with a major in interdisciplinary studies and a minor in criminal justice. He graduated from Bishop Moore High School in Orlando.

He and his wife, Alex, have two daughters, Easton and Maxx.



#0 NORBERTO LOPEZ

Assistant Coach/Recruiting Coordinator | Second Season | Nova Southeastern, 1999

Norberto Lopez joined UCF baseball in June 2023 as assistant coach and recruiting coordinator.

In his first season of coaching at UCF, Lopez helped lead the Knights to a 37-21 overall record and the program's first NCAA Tournament appearance since 2017 with a trip to the 2024 NCAA Tallahassee Regional. Lopez also helped UCF win six Big 12 Conference series in the program's

first year in the league to finish eighth with a 14-15 conference mark, as well as to a deep run at the 2024 Big 12 Championship by going 2-1 and reaching the semifinal round.

Lopez also helped six Knights earn All-Big 12 Conference postseason honors, which included catcher Danny Neri, as well as Dominic Castellano receive ABCA/Rawlings NCAA Div. I Southeast All-Region Second Team accolades. He helped four more Knights earn CSC Academic All-District accolades.

Lopez works primarily with UCF's hitters and catchers and has been one of the key contributors in the team's recruiting. He is also the team's third base coach.

Lopez began working with the Miami baseball program prior to the 2016 season, working with the Canes' hitters and catchers, and adding responsibilities as recruiting coordinator after the 2018 campaign. Miami made NCAA Championship appearances in five of his seasons in Coral Gables, including each of the last three years after an ACC regular-season crown and CWS appearance in 2016. The Canes played host to NCAA regionals in both 2022 and 2023.

The 2019 season marked the first with Lopez as Miami's hitting coach and the Canes responded with an ACC-best 85 home runs. First baseman Alex Toral smashed a conference-leading 24 home runs that ranked third in the nation.



#22 DREW THOMAS

Pitching Coach | Second Season | Illinois State, 1998

Drew Thomas joined the UCF baseball staff in June 2023 as the pitching coach.

In his first season of coaching at UCF, Thomas helped lead the Knights to a 37-21 overall record and the program's first NCAA Tournament appearance since 2017 with a trip to the 2024 NCAA Tallahassee Regional. Thomas also helped UCF win six Big 12 Conference series in the program's

first year in the league to finish eighth with a 14-15 conference mark, as well as to a deep run at the 2024 Big 12 Championship by going 2-1 and reaching the semifinal round.

Thomas also helped six Knights earn All-Big 12 Conference postseason honors, which included four pitchers, as well as left-hander Dominic Castellano receive ABCA/Rawlings NCAA Div. I Southeast All-Region Second Team accolades—UCF's first pitcher to be named All-Region since 2017. Thomas helped four more Knights earn CSC Academic All-District accolades.

As the team's pitching coach, Thomas helped the Knight pitching staff improve its team ERA by well over a point during his first season—from a 5.80 team ERA in 2023 to a 4.43 team ERA in 2024. The 4.43 ERA also marked the second-best ERA in the Big 12 Conference and the 20th-best ERA in the nation. He also helped the team's WHIP improve from 1.55 to 1.28 in 2024—which marked the second-best WHIP in the Big 12 and also ranked 10th nationally.

Thomas spent 16 years with Coastal Carolina—including a 2016 College World Series title—then worked as pitching coach for Brewers affiliate Wisconsin Timber Rattlers of the Midwest League in 2023 after a season in the same role with the franchise's Carolina Mudcats team in the Carolina League in 2022.

In addition to the 2016 CWS crown, Thomas' Coastal Carolina coaching resume includes 11 NCAA Championship regional appearances, three super regionals, nine conference regular-season championships and nine conference championship tournament titles.

His pitching staffs finished among the NCAA top 40 in ERA eight times, including three top-10 finishes. Coastal ranked among the NCAA top 15 in fewest hits allowed per nine innings four times. His teams led

COACHING EXPERIENCE

2024-present	UCF	Recruiting Coordinator
2016-23	Miami	Recruiting Coordinator
2009-15	UTRGV	Associate Head Coach
2007-08	Florida Atlantic	Assistant Coach
2005-06	Broward CC	Assistant Coach

Among his star pupils is catcher Adrian Del Castillo, selected in the second round of the 2021 MLB Draft by the Arizona Diamondbacks. In 2016, junior catcher Zack Collins became the first Hurricane in program history to win the Johnny Bench Award as the nation's top collegiate catcher and was selected No. 10 overall by the Chicago White Sox in the 2016 MLB draft.

From Hialeah, Florida, Lopez played collegiately at Broward College (Davie Florida) and Nova Southeastern (Fort Lauderdale, Florida). Drafted by the Los Angeles Angels of Anaheim in 1999, he spent three years in the organization. He served on the Texas-Pan American coaching staff from 2009-15 and was promoted to associate head coach prior to the 2015 season. Lopez was an assistant coach for Florida Atlantic where he helped the Owls compile a .341 batting average with 93 home runs in 2007 - and a .321 batting average with 99 home runs in 2008.

Lopez spent two years at Broward Community College from 2004-06 when he led the team to a third-place finish at the 2006 National Junior College Athletic Association World Series. Serving as the hitting and catching coach, Lopez saw his team hit .301 and set the home run record at the state tournament.

Lopez graduated from Nova Southeastern University with a bachelor's degree in business administration in 1999. In 2006, he earned a master's in exceptional student education from Nova Southeastern.

COACHING EXPERIENCE

2024-present	UCF	Pitching Coach
2023	Brewers/MiLB Timber Rattlers	Pitching Coach
2022	Brewers/MiLB Mudcats	Pitching Coach
2007-21	Coastal Carolina	Pitching Coach
2003-06	IMG Academy	Pitching Instructor

the conference in ERA six times, strikeouts seven times.

His work helped produce 15 Major League Baseball draft picks, including current Major Leaguer Keith Hessler, and a pair of Knights following the 2024 season in Najer Victor and Chase Centala.

He mentored eight All-Americans and coached the conference pitcher of the year six times.

In 2016 when Coastal Carolina won the CWS, Thomas' pitching staff led by Andrew Beckwith and first-team All-American Mike Morrison paced the Chants. Beckwith was named the CWS Most Outstanding Player as well as the Big South's Howard Bagwell Male Athlete of the Year and Big South Pitcher of the Year. He led the NCAA in wins (15, a Coastal record) and he ranked 16th in the NCAA with a 1.85 ERA.

Thomas came to Coastal Carolina from IMG Academy in Bradenton, Florida, where he had worked since 2003. He was the roving pitching instructor for the Florida Collegiate Instructional League and also was the pitching coach for the Pendleton Academy. From 2001-02, Thomas was a private pitching instructor in Springfield, Illinois, and head coach of the Mason County Legion in Springfield.

Thomas pitched in the San Diego Padres organization in 1998-99 and played for the Canton Crocodiles of the Frontier League in 1999-2000. He was the 2000 Frontier League Relief Pitcher of the Year, a Frontier League All-Star and a second-team Baseball America All-Independent team member.

Thomas graduated from Illinois State University, where he earned a degree in history.



#9 TED TOM

Assistant Coach | Eighth Season | Shawnee State, 2004

Ted Tom is entering his eighth season as an Assistant Coach at UCF in 2024. Currently, he works with the outfielders and baserunners while assisting with recruiting and hitting.

In 2024, Tom helped lead the Knights to a 37-21 overall record and the program's first NCAA Tournament appearance since 2017 with a trip to the 2024 NCAA Tallahassee Regional. Tom also helped UCF win six Big 12 Conference series in the program's first year in the league to finish eighth with a 14-15 conference mark,

as well as to a deep run at the 2024 Big 12 Championship by going 2-1 and reaching the semifinal round.

Tom also helped six Knights earn All-Big 12 Conference postseason honors, which included outfielder Matt Prevesk, as well as Dominic Castellano receive ABCA/Rawlings NCAA Div. I Southeast All-Region Second Team accolades. He helped four more Knights earn CSC Academic All-District accolades.

In 2023, Tom led an offense that set multiple UCF program records, including belting 109 home runs to shatter the American Athletic Conference record from 2019, finishing the season nationally ranked No. 11 in home runs and No. 14 in home runs per game (1.85). For the second consecutive year, three Knights hit above .319, tying the most in a single season over the last ten years. Tom saw Ben McCabe through his highest offensive production in his five seasons as a Knight, getting tabbed an All-American by Collegiate Baseball and the NCBWA.

In his first two years at UCF, Tom coached the outfielders, served as the first base coach, led the baserunning program, and assisted with the hitters. Regulars Tyler Osik and Ray Alejo flourished during their first year under Tom in 2018. Senior Max Wood stepped up over the final 19 games of the year, including a walk-off winner in the regular-season finale against Tulane.

Prior to arriving in Orlando, Tom spent three seasons at fellow American Athletic Conference member Cincinnati. He joined the Bearcats as the director of baseball operations in 2015, covering the day to day operations, video, and scouting for one season.

In 2016, Tom was promoted to assistant coach and remained in that role for his final two years at Cincinnati. He played an integral part



MORGAN DEPEW

Director of Baseball Operations | Second Season | Saint Joseph's, 2016

Head coach Rich Wallace announced Morgan DePew as his program's director of baseball operations in the summer of 2023. DePew comes to Orlando after making stops as an assistant coach at Jacksonville, St. Johns River State, Saint Leo, and Lee University.

During DePew's first season at UCF in 2024, he helped the Knights compile a 37-21 overall record en route to earning the program's first NCAA Tournament appearance since 2017 with a trip to the NCAA Tallahassee Regional. He also helped the Black and Gold to a 14-15 league record in UCF's first season of competition in the Big 12 Conference by winning six Big 12 series.

"Morgan has been around the game of baseball for several years now and has had his hands in various areas of the coaching ranks. We know that he will do great things for us as our director of ops and his experience will be invaluable for our program," Wallace added. "We truly would like to welcome him, and his wife Paige, to the UCF Baseball family."

The past three seasons, DePew was an assistant coach and recruiting coordinator at St. Johns River State College in Palatka, Florida (2021-2023). During his time in Palatka, he helped the Vikings compile a combined a 103-69 record, which included a 46-19 clip in 2023, and a trip to the 2023 NJCAA DII Baseball World Series.

DePew previously spent two years as a volunteer assistant at

COACHING EXPERIENCE

2018-present	UCF	Assistant Coach
2015-17	Cincinnati	Assistant Coach
2008-14	Shawnee State	Head Coach
2007	IMG Academy	Outfield Instructor
2005-06	Indiana	Volunteer Assistant

in raising the UC team batting average by 16 points and taking the team scoring average up to five runs per game. He also assisted in recruiting several players on the UC team that won the 2019 American Conference and played in an NCAA Regional.

Tom joined UC after seven seasons as the head coach at his alma mater Shawnee State University, where he compiled a record of 203-193. Tom was named 2010 Conference Coach of the Year and helped develop two Conference Player of the Year selections in catcher Philip Butler (2011) and outfielder Danny Gesick (2010).

Prior to Shawnee State, Tom spent 2007 as the outfield instructor at the IMG Baseball Academy in Bradenton, Florida, where he also was a head coach in Florida Collegiate Instructional League.

Tom spent the 2005 and 2006 seasons as the volunteer assistant coach at Indiana University. While there, his responsibilities included outfield play, coaching first base, and assisting with the hitters while also working on Semberower Field. During this time, he earned his master's degree in athletic administration.

Tom graduated from Shawnee State with a degree in Sport Management with minors in business and sport coaching in 2004 and having been a red-shirt member of the 2000 team that finished 5th in the NAIA World Series. As a player, Tom earned All-AMC honors as well as the Joe Smith Memorial Award which is given to the outstanding senior student that best exemplifies the attitude and sportsmanship of Smith. In the summer of 2003, he played for the Clarinda A's in the MINK Collegiate Wood Bat Summer League.

Ted is married to the former Lisa Dingus of South Webster, Ohio. The couple has two children, Henry and Adaline Lee.

COACHING EXPERIENCE

2024-present	UCF	Dir. of Operations
2021-23	St. Johns River State	Recruiting Coordinator
2019-20	Jacksonville	Volunteer Assistant
2018	Saint Leo	Assistant Coach
2017	Lee	Graduate Assistant

Jacksonville University (2019 and 2020) where he helped the Dolphins to a 32-27 record in 2019 and a 9-9 mark during the Covid-shortened 2020 campaign. Prior to his time at Jacksonville, he served as the outfield coach at Saint Leo University for the 2018 season in Saint Leo, Florida, where he also assisted with hitting and base running.

Before his time in Sunshine State, DePew spent the summer of 2017 as an assistant coach with the La Crosse Loggers of the Northwoods League and the 2016 summer as an assistant for the Dubois Country Bombers in 2016. DePew held his first collegiate coaching position as a graduate assistant at Lee University in Cleveland, Tennessee, in 2017.

A four-year collegiate athlete, DePew played two years at Illinois Central College before finishing his college career at Saint Joseph's College.

DePew earned a bachelor's in sport management from Saint Joseph's in 2016 and an MBA from Lee University in 2017.



MICHAEL AGIS

Director of Player Development | Second Season | FIU, 2017

Michael Agis joined Rich Wallace's staff as the program's director of player development in February of 2024.

As the director of player development, Agis works closely with the team's pitching staff. During game play, he can be found in the bullpen getting pitchers ready to enter the ballgame.

Agis comes to UCF from San Antonio, Texas, where he most recently spent three and a half years as a baseball coach and teacher at Claudia Taylor Johnson High School. Prior to Johnson HS, Agis spent a year as an assistant coach at East Central High School in San Antonio.

Agis played collegiately at Broward College (2013-2015) and Florida International University (2015-17). The right-handed pitcher received all-conference honors at Broward in 2015 and earned a bachelor's degree from FIU in sport management in 2017.

Following his college career, Agis was drafted in the 36th round by the Colorado Rockies in June of 2017. He went on to play two seasons (2017-2018) in the Rockies organization.

COACHING EXPERIENCE

2024-present	UCF	Dir. of Player Development
2020-24	Johnson HS (TX)	Assistant Coach
2019-20	East Central HS (TX)	Assistant Coach



DANNY NERI

Director of Position Player Development | First Season | Notre Dame, 2023

Head coach Rich Wallace has announced Danny Neri as his program's director of position player development. Neri enters the coaching ranks after recently completing a successful college career as a student-athlete.

After playing three years in South Bend for the Notre Dame Fighting Irish, Neri returned to the Sunshine State for his final year of eligibility in a UCF uniform. The catcher capped his collegiate career in 2024 by earning Big 12 Conference Honorable Mention and All-Tournament Team honors. He set a Big 12 Conference Championship single-game record with three home runs in a game at the 2024 Big 12 Championship. He went on to lead the Knights to an NCAA Regional berth, as he helped his squad advance to the 2024 NCAA Tallahassee Regional.

In all, he appeared in three NCAA Regionals during his college career (2021, 2022, 2024) as well as one Super Regional (2022)


Neri hails from Macclenny, Florida, where he prepped at Bishop John J. Snyder High School. He earned All-Coast First Team and District Player of the Year honors in high school.

Neri earned his bachelor's degree from the University of Notre Dame in the fall of 2023.

COACHING EXPERIENCE

2024-present	UCF	Dir. of Pos. Player Development
--------------	-----	---------------------------------





H.R. POWELL

Assistant Director of Sport Performance

H.R. Powell joined the UCF sports performance department in June 2024 and primarily works with the baseball, volleyball and men's golf teams.

Powell arrived in Orlando after spending nearly a decade at the University of Miami as both a certified athletic trainer and strength and conditioning coach. During his tenure with the Hurricanes, he

helped the baseball team reach five post-season appearances, including the College World Series in 2016. He also worked with the women's tennis program — which produced the 2022 NCAA Doubles Championship Runner Up and 2021 NCAA Singles Championship Runner Up — and served as an adjunct professor for the university's athletic training program from 2018-24.

A Certified Strength and Conditioning Specialist (CSCS) and USA Weightlifting Level 1 Certified Coach, Powell graduated from Montclair State with a bachelor's degree in athletic training in 2013. He later earned his master's degree in exercise science from Montclair State in 2016.

Before arriving in Coral Gables, Powell spent two seasons as the head athletic trainer for the six-time Atlantic League champion Somerset Patriots baseball team. In his final season with the team, the Patriots won the league championship.

Powell has also spent time working with the baseball programs at Ramapo College (N.J.) and Montclair State (N.J.).

A native of Branchburg, N.J., Powell and his wife, Sydney, have a son, Asher.



KAYLEE SHORES

Athletic Trainer - Baseball

Kaylee Shores joined the UCF Athletics Association sports medicine staff in 2022. She is responsible for the baseball team.

Following a graduate assistantship in the Stephen F. Austin State sports medicine department working with the spirit teams, Shores was promoted in 2020 to assistant athletic trainer for the baseball and football teams and medical coordinator for the spirit team. She also served as an adjunct faculty member in the kinesiology department for two years.

As a student athletic trainer at West Texas A&M University, she worked with football, softball, women's soccer, and women's basketball and was selected in 2017 and 2018 by the Lone Star Conference for its Student Athletic Training Academic Award.

She has provided medical services to cheerleaders and dancers across the nation through Varsity Spirit Brands since 2016.

Shores graduated with magna cum laude honors from West Texas A&M University with a bachelor's degree in athletic training. She went on to earn her master's degree in kinesiology and human performance from Stephen F. Austin State University.

A native of Amarillo, Texas, Shores enjoys spending time with her Goldendoodle Marlee, playing guitar and snowboarding.



BRYAN HILL

Associate Director, Equipment Operations

Bryan Hill returned to UCF in December 2022, reprising his role as the associate director of equipment operations. He initially worked with the department from January 2016 through October 2021. He primarily works with the baseball, men's soccer, rowing and track & field teams.

He made prior stops most recently at Virginia Tech where he served as assistant director of equipment, as well as VCU, Kennesaw State, Holy Cross and SUNY Albany as the head equipment manager.

Hill earned his degree in urban studies from Albany in 2006. Hill has two dogs (Harper and Ellie).





THE TEAM

2025 UCF Baseball



BIG 12 CONFERENCE

KENDREY MADURO # 1

INF | R/R | So. | 6-2 | 205 | Pos Chiquito, Aruba | TNXL Academy | NW Florida State

SOCIAL MEDIA

Instagram @endrey_j
Twitter @kendreyemilio

COLLEGE PATH

2023: Freshman - NW Florida State
2024: Sophomore - NW Florida State
2025: Junior - UCF

SOPHOMORE (2024, AT NORTHWEST FLORIDA STATE)

- Recorded 44 RBIs, 14 home runs and 38 runs in 52 games.
- Posted a .261 batting average and .915 OPS in 184 at-bats
- Helped team win 2023 NJCAA Conference Championship

FRESHMAN (2023, AT NORTHWEST FLORIDA STATE)

- Recorded 48 RBIs, 13 home runs and 48 runs in 55 games
- Posted a .323 batting average and 1.004 OPS in 195 at-bats
- Tallied 4 home runs against Polk State College on May 3rd, 2024
- Helped team win 2024 NJCAA Conference Championship
- Helped team win 2024 NJCAA State Championship
- Team was runner up in 2024 NJCAA National Championship

HIGH SCHOOL

- Played for TNXL Academy
- Dual athlete in volleyball during high school athletic career
- Assisted team in 2022 NAA conference championship

PERSONAL

- Birthday is April 14
- Majoring in Communications
- Son of Magtulis and Bernardo Maduro
- Has three siblings, Kimberlyn, Junior, and Alvaro
- Can speak and understand 4 different languages
- Favorite professional team is the Atlanta Braves
- Favorite food is pasta
- Favorite show is Reba



Career Stats

No previous NCAA DI stats

LEX BOEDICKER #3

INF | L/R | Sr. | 6-0 | 225 | Lima, Ohio | Bath HS

SOCIAL MEDIA

@lex.boedicker.03
@LBoedicker

COLLEGE PATH

2022: Freshman - UCF
2023: Sophomore - UCF
2024: Junior - UCF
2025: Senior - UCF

JUNIOR (2024)

- 58 GP, 58 GS, .266/.345/.407, 44 R, 43 RBI, 6 HR, 12 2B, 2 3B, 64 H, 26 BB, 10 SB
- Played in and started all 58 games on the season (all at 1B)
- Slashed .266/.345/.407 with six home runs, 12 doubles, two triples, 43 RBIs and 44 runs scored
- He tied for the team lead in both runs scored (44) and stolen bases (10)
- Finished second on the team in doubles with 12 and RBIs with 43
- Tallied 15 multiple hit games and 10 multiple RBI contests
- Had a 12-game reached base safely streak and a six-game hitting streak
- Put up a 4-for-5 performance with two doubles, a homer, two runs scored, and six RBIs in a win over Kansas State on April 5
- Went 4-for-5 with a homer, three runs scored, and five RBIs in a win over Oklahoma State on March 15
- Had two four-hit games and seven three-hit outings
- Registered 451 putouts, 32 assists, and a .990 fielding percentage

SOPHOMORE (2023)

- 57 GP, 55 GS, .266/.352/.546, 46 RBI, 39 R, 16 HR, 10 2B, 55 H, 21 BB, 3 SB
- His 16 home runs tied for 2nd on the team and 6th in single-season homers in program history
- Tied for the team lead in multi-RBI games with 15
- Held longest hitting streak on the team with 16 games and had an 18-game reached base streak, tied for third
- Tied individual single-game program record with 3 HR against North Florida (5/2) - prior to this, only accomplished 5 times in program history
- Hit the home runs that broke the team single-season record (79) and the team single season record (8 vs. North Florida, 5/2)
- Had 7 RBI against North Florida (5/2) - just one shy of the individual single-game program record
- Slashed .266/.352/.546 with 16 homers, 10 doubles, 46 RBIs, and 21 walks
- Held the third-best slugging percentage on the team with a .546 clip
- Compiled a .981 fielding percentage with 102 putouts and a trio of outfield assists
- Started 55 of the 57 games he appeared in

FRESHMAN (2022)

- 53 GP, 51 GS, .330/.414/.426, 28 RBI, 38 R, 2 HR, 8 2B, 2 3B, 62 H, 20 BB, 2 SB
- Started 51 of the 53 games he appeared in
- Career-high four hits at South Florida (5/6)
- Drove in three runs against Bethune-Cookman (5/17)
- Hit his first career home run against ECU (4/16)

HIGH SCHOOL

- Earned four years of varsity letters in baseball and football at Bath High School
- Hit .513 in his senior year, to go along with 3 home runs and 30 RBIs
- Awarded district player of the year following his Senior season
- Played for the Dayton Classics where his team won the Gatorade National Championship

PERSONAL

- Favorite baseball memory was winning the Cooperstown Home Run Derby
- Majoring in Criminal Justice

SINGLE-GAME HIGHS [all-time ranking]:

Hits: 4, Kansas State, Apr 05, 2024; Oklahoma State, Mar 15, 2024; at South Florida, May 06, 2022

Doubles: 2, Kansas State, Apr 05, 2024; Central Michigan, Apr 20, 2024

Triples: 1 [t-3rd], 4 times

Home runs: 3 [t-1st], North Florida, May 02, 2023

Total bases: 12 [t-5th], North Florida, May 02, 2023

RBI: 7 [t-3rd], North Florida, May 02, 2023

Runs scored: 3, 6 times

Walks: 3 [t-10th], Florida Atlantic, Mar 19, 2024

Hit by pitch: 1, 19 times

Struck out: 3, 8 times

Sac flies: 1, 4 times

Sac bunts: 1, Jacksonville, Apr 19, 2022; at South Florida, Apr 23, 2023

At bats: 6, at Florida Atlantic, Feb 27, 2024; Wichita State, May 18, 2023

Stolen bases: 1, 15 times

Caught stealing: 1 [t-9th], 4 times

Field chances: 16, North Florida, Apr 16, 2024

Putouts: 15, North Florida, Apr 16, 2024

Assists: 2, 8 times



Career Stats

Year	avg	gp-gs	ab	r	h	2b	3b	hr	rbi	tb	slg%	bb	hbp	so	gdp	ob%	sf	sh	sb-att	po	a	e	fld%
2022	.330	53-51	188	38	62	8	2	2	28	80	.426	20	7	49	4	.414	0	1	2-3	82	7	2	.978
2023	.266	57-55	207	39	55	10	0	16	46	113	.546	21	7	59	3	.352	1	1	3-3	102	3	2	.981
2024	.266	58-58	241	44	64	12	2	6	43	98	.407	26	5	53	3	.345	3	0	10-13	451	32	5	.990
TOTAL	.285	168-164	636	121	181	30	4	24	117	291	.458	67	19	161	10	.368	4	2	15-19	635	42	9	.987



IAN BROWN # 4

RHP | R/R | R-Sr. | 5-10 | 200 | Tampa, Fla. | Berkely Prep HS | Trinity

SOCIAL MEDIA

@ian_brown33
@ian_brown33

COLLEGE PATH

2021: Freshman - Trinity College
2022: Sophomore - Trinity College
2023: RS Sophomore - Trinity College
2024: RS Juinor - Trinity College
2025: RS Senior - UCF

PREVIOUS COLLEGE (TRINITY COLLEGE)

- Played four years at Trinity College in Hartford, Conn.
- Posted a career total of 96 innings pitched, with 51.2 innings from the 2024 season
- Recorded 52 hits, 48 strikeouts, and 37 runs from previous season
- Maintained an overall .929 fielding average
- Went 2-2 and a 5.75 ERA in 2024
- Posted a 2-1 record and a 6.90 ERA with 24 strikeouts over 30.0 innings of work in 2023
- Redshirted the 2022 campaign
- Went 1-1 with a 5.02 ERA and 17 strikeouts over 14.1 innings during his freshman year in 2021
- T2nd on team in starts, 3rd on team in appearances (tied) and strikeouts, 4th in innings pitched and 5th in ERA in 2021

HIGH SCHOOL

- Earned four years of varsity letters at Berkeley Preparatory School in Tampa, Fla.
- Named pitcher of the year during his junior season
- Held a 1.43 ERA for shortened senior year
- Pitched a total of 109 innings in high school career, with 63 of them resulting from junior season

PERSONAL

- Son of Shannon and Stuart Brown
- Has one sibling, Reagan
- Intends to study Educational Leadership
- Favorite professional teams are the Tampa Bay Rays and Jacksonville Jaguars
- Volunteers with Best Buddies International
- His favorite food is steak

Career Stats

No previous NCAA DI stats

ROBBIE DEMETREE #5

INF | R/R | Fr. | 6-0 | 205 | Altamonte Springs, Fla | TNXL Academy

SOCIAL MEDIA

📷 @robbied_bsb
 🐦 @robbiedemetree

COLLEGE PATH

2025: Freshman - UCF

HIGH SCHOOL

- Played with TNXL Academy
- Participated in 2023 Future Stars Series at Fenway Park
- 3-time NAA Conference Champion
- Played club ball with Canes Florida for three years under coach Brian Martinez
- Won 2021 16U BCS National Championship as part of Eagles Baseball Scout Team
- A part of the National Society of High School Scholars in high school

PERSONAL

- Birthday is October 5
- Son of Robert and Jenny Demetree
- Studying Biomedical Sciences
- Relatives attended UCF
- Enjoys playing guitar, hunting and fishing
- Favorite movie is Talladega Nights
- Volunteers with One Heart organization



Career Stats

No previous NCAA DI stats



KEVIN SCHONEBOOM #6

RHP | R/R | Jr. | 6-3 | 225 | Arlington, Texas | Mansfield Timberview | NE Texas CC

SOCIAL MEDIA

Instagram: @chefshaboom
Twitter: @Schoneboom6

COLLEGE PATH

2023: Freshman - NE Texas CC
2024: Sophomore - NE Texas CC
2025: Junior - UCF

SOPHOMORE (2024, AT NORTHEAST TEXAS)

- Made 16 appearances, 12 of which were starts
- Went 7-4 with a 6.28 ERA and tossed one complete game
- Struck out 64 batters in 67.1 innings of work
- Helped his team make a regional appearance

FRESHMAN (2023, AT NORTHEAST TEXAS)

- Appeared in 16 games, nine of which he started
- Struck out 46 batters in 52.1 innings
- Notched a trio of wins and posted a 5.50 ERA
- Pitched a complete game on Feb. 25 against Paris Junior College
- Participated in Texas All-Star game

HIGH SCHOOL

- A part of first team to go three rounds deep in the state playoffs in 2021
- Played for Banditos scout team in 2021

PERSONAL

- Birthday is Nov. 6
- Son of Trent and Cindy Schoneboom
- Favorite show is Game of Thrones
- Favorite professional team is the Los Angeles Dodgers
- His favorite sport outside of baseball is rodeo

Career Stats

No previous NCAA DI stats

BRADEN CALISE #7

INF | R/R | RSo. | 6-0 | 185 | Fort Pierce, Fla. | John Carroll Catholic HS | Louisville

SOCIAL MEDIA

@Bdotcalise
@Bdotcalise

COLLEGE PATH

2022: Freshman - Louisville
2023: RS Freshman - Louisville
2024: RS Sophomore - UCF
2025: RS Junior - UCF

REDSHIRT SOPHOMORE (2024)

- 48 GP, 40 GS, .312/.378/.396, 19 RBI, 28 R, 2 HR, 7 2B, 48 H, 15 BB, 4 SB
- Played in 48 games with 40 starts in the infield (21 at 2B, 18 at 3B, 1 at SS)
- Slashed .312/.378/.396 with nine extra-base hits (2 HR, 7 2B), 19 RBIs, 28 runs scored, and four stolen bases (4-for-6)
- His .312 batting average was the fourth-best on the team
- Had 12 multiple hit games and three multiple RBI outings on the year
- Finished the season on a 14-game reached base safely streak and also recorded a nine-game hitting streak on the season
- Hit .464 (13-for-28) over the final seven games of the season--the NCAA Tallahassee Regional and Big 12 Championship--with one homer, one double, five runs scored and one RBI
- Had a career-best four-hit game in a NCAA Tallahassee Regional victory over Alabama by going 4-for-5 with a run scored. Also went 3-for-4 with a double and a homer in a elimination-game victory over Stetson at the NCAA Tallahassee Regional
- Registered a .961 fielding percentage with 40 putouts, 84 assists, and just five errors on the year

REDSHIRT FRESHMAN (2023, AT LOUISVILLE)

- Did not play due to injury

FRESHMAN (2022, AT LOUISVILLE)

- Redshirted the year at Louisville

HIGH SCHOOL

- Prepped at John Carroll Catholic High School in Fort Pierce, Fla.
- Tabbed the 2021 TC Palm All-Area Player of the Year
- Named to the TC Palm All-Area Team from 2018-2021
- Also played football in high school and named a 2020 Class 3A All-State Football First Team Offense honoree.
- Rated the No. 17 shortstop and No. 80 player in Florida by Perfect Game
- Played club/travel ball for FTB

PERSONAL

- Graduated from John Carroll Catholic HS in 2021
- Birthday is Sept. 22
- Son of Melissa Calise and Larry Lankow
- Siblings are Bradley, Lyla, Hunter and Landon

SINGLE-GAME HIGHS [all-time ranking]:

Hits: 4, vs Alabama, May 31, 2024
Doubles: 1, 6 times
Home runs: 1, Central Michigan, Apr 21, 2024; vs Stetson, Jun 02, 2024
Total bases: 7, vs Stetson, Jun 02, 2024
RBI: 4, Central Michigan, Apr 21, 2024
Runs scored: 3, at Bethune-Cookman, Apr 02, 2024; Kansas State, Apr 05, 2024
Walks: 2, at West Virginia, Apr 14, 2024; Oklahoma State, Mar 17, 2024
Hit by pitch: 1, Kansas State, Apr 06, 2024; at Florida State, Jun 02, 2024
Struck out: 3, at West Virginia, Apr 12, 2024; Cincinnati, Apr 26, 2024
Sac flies: 1, Bryant, Feb 16, 2024
Sac bunts: 1, at West Virginia, Apr 12, 2024; at Baylor, May 17, 2024
At bats: 6, at Bethune-Cookman, Apr 02, 2024; vs Cincinnati, May 21, 2024
Stolen bases: 1, at Stetson, Apr 10, 2024; at Kansas, Mar 23, 2024; at Baylor, May 17, 2024
Caught stealing: 1 [1-9th], at Kansas, Mar 23, 2024; at Baylor, May 17, 2024
Field chances: 10, at West Virginia, Apr 14, 2024
Putouts: 4, at Kansas, Mar 23, 2024
Assists: 7, at West Virginia, Apr 14, 2024



Career Stats

Year	avg	gp-gs	ab	r	h	2b	3b	hr	rbi	tb	slg%	bb	hbp	so	gdp	ob%	sf	sh	sb-att	po	a	e	fld%
2024	.312	48-40	154	28	48	7	0	2	19	61	.396	15	2	28	1	.378	1	2	4-6	40	84	5	.961
TOTAL	.312	48-40	154	28	48	7	0	2	19	61	.396	15	2	28	1	.378	1	2	4-6	40	84	5	.961

ERICK ALMONTE #8

INF | S/R | R/Jr. | 5-11 | 175 | Fort Pierce, Fla. | TNXL Academy | SC of Florida

SOCIAL MEDIA

@erickalmonTE22
@Erick22Almonte

COLLEGE PATH

2023: Freshman - SC of Florida
2024: Sophomore - SC of Florida
2025: Junior - UCF

SOPHOMORE (2024, AT STATE COLLEGE OF FLORIDA)

- Slashed .342/.465/.456 with 3 home runs, 48 runs and 33 RBIs in 158 ABs
- Recorded 4 RBIs in a single game twice, most recently against Polk State College for a 14-1 score

FRESHMAN (2023, AT STATE COLLEGE OF FLORIDA)

- Slashed .317/.466/.434 with 2 home runs, 61 runs and 39 RBIs in 205 ABs
- Assisted team to 2023 conference championship
- 2023 First Team All-Suncoast Conference

HIGH SCHOOL

- Played for TNXL Academy
- Dual athlete in soccer
- Assisted team to 2022 NAA championship

PERSONAL

- Birthday is April 8
- Son of Lisbeth and former MLB player Erick Almonte Sr.
- Has two siblings, Luis and Eva
- Intends to major in Communications
- Favorite professional sports teams are Real Madrid and the St. Louis Cardinals
- His favorite foods are rice, beans and chicken
- His favorite TV Show is The Snitch Cartel: Origin



Career Stats

No previous NCAA DI stats

CHASE KREWSON #10

OF | L/L | So. | 6-2 | 205 | Bridgeville, Pa. | South Fayette TWP | Duke

SOCIAL MEDIA

@chasekrew
@Chase_Krewson

COLLEGE PATH

2024: Freshman - Duke
2025: Sophomore - UCF

FRESHMAN (2024, AT Duke)

- Started 35 of 46 games he appeared in during the 2024 season
- Posted a .331 average with 35 runs, five home runs and 22 RBIs in 130 ABs
- Posted a .886 OPS on the season
- 2024 ACC Tournament Champion
- 2024 NCAA Regional Appearance
- Tallied a three-hit day against Florida State (4/28)
- Recorded three RBIs against Towson (3/19)

HIGH SCHOOL

- Attended South Fayette
- Helped team make three playoff appearances
- No. 1 outfield prospect in the state of Pennsylvania and the No. 5 overall prospect in the state
- Four-time Perfect Game All-American
- Four-time Perfect Game Nationally Ranked Player
- Played club ball with US Elite under his father, Rick Krewson
- Two-time All-Conference First Team
- Two-time All-WPIAL First Team
- 2023 Perfect Game Mid-Atlantic Dream Team
- PBR Super 60 Select
- Three-time highest Honor Roll recipient

PERSONAL

- Born Chase Richard Krewson on Oct. 26
- Son of Rick and Jan Krewson
- Has one sister, Autumn
- Father, Rick Krewson, played baseball at Allegheny College
- Grandfather, Rudy Lazek, played baseball at Navy
- Has a golf YouTube channel with his friends, Common Golf Club
- Enjoys golfing, playing video games and lifting
- Favorite movie is Spiderman: Into the Spider-Verse



Career Stats

Year	avg	gp-gs	ab	r	h	2b	3b	hr	rbi	tb	slg%	bb	hbp	so	gdp	ob%	sf	sh	sb-att	po	a	e	fld%
2024*	.331	46-35	130	35	43	3	0	5	22	61	.469	19	1	32	3	.417	1	0	2-3	30	8	0	1.000
All*	.331	46-35	130	35	43	3	0	5	22	61	.469	19	1	32	3	.417	1	0	2-3	30	8	0	1.000

* Statistics from prior team/school



ANDREW WILLIAMSON #11

OF | L/L | So. | 6-0 | 195 | St. Petersburg, Fla. | Northside Christian HS

SOCIAL MEDIA

@_andrewwilliamson
@AndrewWGNF11

COLLEGE PATH

2024: Freshman - UCF
2025: Sophomore - UCF

FRESHMAN (2024)

- 50 GP, 42 GS, .258/.333/.411, 25 RBI, 28 R, 5 HR, 6 2B, 1 3B, 39 H, 15 BB, 1 SB
- Played in 50 games with 42 starts in the outfield as a true freshman
- Slashed .258/.333/.411 with 12 extra-base hits (5 HR, 6 2B, 1 3B), 25 RBIs and 28 runs scored
- Had nine multiple hit games and six multiple RBI outings on the year
- Recorded an 11-game reached base safely streak as well as a six-game hitting streak
- Had a two-homer game in a win over Oklahoma State on March 15, as he went 2-for-5 with two runs batted in and two runs scored
- Hit a three-run home run in a win at No. 4 Florida on March 6
- Went a season-best 3-for-5 with a triple, an RBI, and two runs scored in a win over Central Michigan on April 21
- Had a season-high four RBIs by going 2-for-4 with a double and a run scored at West Virginia on April 14
- Registered a perfect 1.000 fielding percentage with 99 putouts, two outfield assists, and no errors
- Cal Ripken Collegiate League Most Outstanding Hitter for the summer of 2024

HIGH SCHOOL

- Prepped at Northside Christian High School in St. Petersburg, Fla.
- Helped his team to District titles in both 2021 and 2023
- Played his club ball for MVP Beast

PERSONAL

- Graduated from Northside Christian HS in 2023
- Son of Van Williamson and Trisha Rodriguez
- Has three siblings, Kyle (Williamson), Tyler (Williamson) and Hope (Rodriguez)
- His uncle, Sean Rodriguez, played Major League Baseball for 15 seasons (2008-2020) for the Angels, Rays, Pirates, Braves, Phillies and Marlins
- His step father also coached in the Major Leagues
- Enjoys chilling with friends, jet skiing and throwing the football
- Favorite food is steak
- Favorite TV show is Outer Banks
- Favorite pro sports teams are the LA Dodgers, Dallas Cowboys and Golden State Warriors
- Plans to major in Finance at UCF

SINGLE-GAME HIGHS [all-time ranking]:

Hits: 3, Central Michigan, Apr 21, 2024
Doubles: 2, at Florida Atlantic, Feb 27, 2024
Triples: 1 [t-3rd], Central Michigan, Apr 21, 2024
Home runs: 2 [t-5th], Oklahoma State, Mar 15, 2024
Total bases: 8, Oklahoma State, Mar 15, 2024
RBI: 4, at West Virginia, Apr 14, 2024
Runs scored: 3, Central Michigan, Apr 20, 2024; Samford, Feb 25, 2024
Walks: 2, Stetson, Mar 13, 2024; vs Oklahoma State, May 23, 2024
Hit by pitch: 1, Central Michigan, Apr 20, 2024; Texas Tech, Mar 28, 2024; vs Cincinnati, May 21, 2024
Struck out: 3, at Houston, May 03, 2024
Sac flies: 1, Samford, Feb 23, 2024; Oklahoma State, Mar 16, 2024
Sac bunts: 1, 5 times
At bats: 5, 5 times
Stolen bases: 1, at Jacksonville, Mar 26, 2024
Field chances: 5, 4 times
Putouts: 5, 4 times
Assists: 1, Samford, Feb 25, 2024; at Oklahoma, Mar 09, 2024

Career Stats

Year	avg	gp-gs	ab	r	h	2b	3b	hr	rbi	tb	slg%	bb	hbp	so	gdp	ob%	sf	sh	sb-att	po	a	e	fld%
2024	.258	50-42	151	28	39	6	1	5	25	62	.411	15	3	31	4	.333	2	5	1-1	99	2	0	1.000
TOTAL	.258	50-42	151	28	39	6	1	5	25	62	.411	15	3	31	4	.333	2	5	1-1	99	2	0	1.000



CARSTEN FINNVOLD #12

LHP | L/L | Jr. | 6-1 | 190 | Boca Raton, Fla. | American Heritage Delray HS | Florida

CAREER HONORS

- NCAA Gainesville Regional All-Tournament Team (2022)

SOCIAL MEDIA

- @carstenfinnvold
- @carstenfinnvold

COLLEGE PATH

- 2022: Freshman - Florida
- 2023: Sophomore - Florida
- 2024: Junior - UCF
- 2025: RS Junior - UCF

Junior (2024)

- Did not see action during the season due to injury

SOPHOMORE (2023, AT FLORIDA)

- Made one appearance out of the Gators bullpen
- Allowed four earned runs in one inning for a 36.00 ERA
- Recorded one strikeout vs. Miami on March 4
- 2023 SEC Academic Honor Roll

FRESHMAN (2022, AT FLORIDA)

- Made six appearances including one start on the mound
- Logged a 2-1 record, 5.00 ERA and 13 strikeouts across 18 innings pitched
- Earned his first-career win with two scoreless, no-hit innings at North Florida on March 1
- Pitched 4 2/3 innings vs. No. 1 Tennessee in the SEC Tournament Championship without allowing an earned run and striking out six
- Turned in an all-time great pitching performance in Orange & Blue vs. No. 9 Oklahoma on June 5, entering with the bases loaded in the first inning and finishing the game with a stat line of nine innings pitched, two runs allowed, five hits and four strikeouts en route to earning the victory
- 2022 SEC First-Year Academic Honor Roll

HIGH SCHOOL

- Prepped at American Heritage School Delray in Delray Beach, Fla.
- Two-time Preseason All-American
- Three-time letterwinner under head coach Carm Mazza at American Heritage
- Three-time All-Conference, All-Section and All-Area honoree
- Earned All-State accolades his senior season
- Went 7-3 with a 1.06 ERA, 81 strikeouts and limited opponents to a .167 opposing batting average as a senior in 59.1 innings
- Tossed nine scoreless frames with 16 strikeouts before his junior season was cut short due to Covid
- Went 4-1 with a 0.54 ERA and 41 strikeouts in 26.0 innings while helping Heritage to a 29-3 record and a state runner-up finish as a sophomore
- HSNB First Team All-American
- FACCA State All-Star Team
- Perfect Game All-Region Team
- Competed with Elite Squad Baseball
- Ranked by Perfect Game as the No. 145 LHP nationally in addition to being the No. 185 overall player and No. 14 LHP in Florida

PERSONAL

- Graduated from American Heritage School in 2021
- Birthday is June 25
- Son of Gar and Adrianna Finnvoid
- Has one sibling, Alexis Finnvoid, who currently plays volleyball at Louisville
- His father Gar played college baseball at Palm Beach CC and Florida State (RHP). He was then drafted in the sixth round of the 1990 draft by the Boston Red Sox and pitched for the Red Sox in 1994 and played seven years in the Red Sox organization
- Enjoys freediving, fishing and trading stocks

Career Stats

Year	era	w-l	app	gs	cq	sho	sv	ip	h	r	er	bb	so	2b	3b	hr	bf	bavg	wp	hbp	bk	sfa	sha
2022*	5.00	2-1	6	1	0	0/0	0	18.0	15	15	10	9	13	2	1	2	78	.224	3	1	0	1	0
2023*	36.00	0-0	1	0	0	0/0	0	1.0	3	4	4	1	1	1	0	1	7	.600	0	0	0	1	0
All*	6.63	2-1	7	1	0	0/0	0	19.0	18	19	14	10	14	3	1	3	85	.250	3	1	0	2	0

* Statistics from prior team/school

ANTONIO JIMENEZ #13

INF | R/R | So. | 6-1 | 200 | Davie, Fla. | Archbishop McCarthy | Miami

SOCIAL MEDIA

Instagram @antonio.13j
Twitter @Antonio_13

COLLEGE PATH

2023: Freshman - Miami
2024: Sophomore - UCF

FRESHMAN (2024, AT MIAMI)

- Tallied 20 runs scored, 12 RBIs and nine extra-base hits, 2 HR and 7 2Bs, in 99 at-bats
- Hit .182 with a .616 OPS
- Recorded 80 infield assists and 46 putouts
- Tallied 2 hits with 1 home run and 3 RBIs on May 23rd against Clemson

HIGH SCHOOL

- Four-year letterman at Archbishop McCarthy
- Served as captain in final campaign
- Earned All-District recognition all four years
- Batted over .300 in all four seasons, including career-best .393 as freshman
- Helped lead Archbishop McCarthy to state championship game in 2021

PERSONAL

- Son of Cesar and Stephanie Jimenez
- Has older sister, Karina
- Intends to major in Communications



Career Stats

Year	avg	gp-gs	ab	r	h	2b	3b	hr	rbi	tb	slg%	bb	hbp	so	gdp	ob%	sf	sh	sb-att	po	a	e	fld%
2024*	.182	45-31	99	20	18	7	0	2	12	31	.313	17	1	36	1	.300	3	2	3-3	46	80	12	.913
All*	.182	45-31	99	20	18	7	0	2	12	31	.313	17	1	36	1	.300	3	2	3-3	46	80	12	.913

* Statistics from prior team/school



CARTER STANFORD #14

RHP | R/R | Jr. | 6-4 | 230 | Spanish Fort, Ala. | Spanish Fort HS | Tallahassee State

SOCIAL MEDIA

Instagram @carterstanfordd
Twitter @CarterStanford1

COLLEGE PATH

2023: Freshman - Tallahassee State
2024: Sophomore - Tallahassee State
2025: Junior - UCF

SOPHOMORE (2024, AT TALLAHASSEE STATE COLLEGE)

- Recorded an 8.14 ERA and 69 Ks in 45.1 innings pitched
- Started in 7 of 15 games played

FRESHMAN (2023, AT TALLAHASSEE STATE COLLEGE)

- Played at Alabama for the fall of his freshman season before transferring to Tallahassee State College
- At Tallahassee State College, appeared in 12 games, starting in four of them
- Recorded an 8.79 ERA and 16 Ks in 14.1 innings pitched

HIGH SCHOOL

- Played club ball for Southern Elite Athletics, for four years, under Coach Kevin Nabors
- Dual athlete in Football throughout high school career
- Perfect Game WWBA First Team Pitcher

PERSONAL

- Son of Ryan and Elizabeth Stanford
- Has one sibling, Caitlynn
- Intends to major in Communications
- Enjoys golfing and the great outdoors
- Volunteers at Prodissee Pantry in his hometown, giving food to the homeless
- Favorite professional team is the Atlanta Braves

Career Stats

No previous NCAA DI stats

CAMDEN WICKER#15

RHP | R/R | So. | 6-7 | 190 | Viera, Fla. | Viera HS | Wofford

SOCIAL MEDIA

@camwick44
@camwick44

COLLEGE PATH

2024: Freshman - Wofford
2025: Sophomore - UCF

FRESHMAN (2024, ATWOFFORD)

- Made 17 appearances, starting in 10 of them
- Had a 4-3 record with a 4.28 ERA and two saves
- Totaled 57 strikeouts in 75.2 innings pitched
- Named to the SoCon All-Freshman Team
- 2024 SoCon Champion
- Started in Chapel Hill Regional
- Made debut out of the bullpen with 2.0 scoreless innings against Towson (2/18), earning the win with one hit, no walks and three strikeouts
- Pitched 5.0 scoreless relief innings against Kennesaw State (2/21) with four punchouts
- Hurlled 3.0 scoreless innings in relief at Charlotte (2/27) with three punchouts
- Earned first save at Charleston (3/16) with 3.0 innings of one-run ball with no walks and one strikeout
- Pitched 3.0 scoreless innings in game two of a doubleheader against The Citadel (3/23) to record a save with just one hit and one walk with two strikeouts
- Struck out six over 5.0 innings out of the bullpen at VMI (3/30)
- Made first start against UNCG (4/6) with 7.0 innings and just one hit and one run (unearned) allowed and three strikeouts for the win
- Despite taking the loss at FIU (4/13), struck out a career-high seven batters
- Pitched 4.0 scoreless frames at Gardner-Webb (5/5) as the starter in the first game of a doubleheader
- Earned the win against Western Carolina (5/23) in the SoCon Tournament with 6.0 innings pitched and one run surrendered alongside four punchouts
- Started game two of the SoCon Championship against Samford (5/26), tossing 6.1 innings with only three earned runs allowed and three punchouts for the victory
- Tossed 4.0 innings against LSU (6/2) as the starter in the Chapel Hill Regional, allowing three runs with no walks and six strikeouts
- Named to the SoCon Academic Honor Roll

HIGH SCHOOL

- Owned a 2.04 ERA and 58 strikeouts while holding the opposition to a .184 average
- Played for the Orlando Scorpions Giant Scout Team
- Helped team to District Championship in 2021, 2022 and 2023
- Helped team to Regional Championship in 2021 and 2023

PERSONAL

- Birthday is Feb. 5
- Son of Christopher and Jessica Wicker
- Has one sibling, Jace
- Intends to major in Business
- Father, Christopher, and uncle, Pete, played lacrosse at Western New England University
- Volunteers for the Special Olympics and Children's Hunger Project
- Favorite professional team is Chicago Cubs



Career Stats

Year	era	w-l	app	qs	cq	sho	sv	ip	h	r	er	bb	so	2b	3b	hr	bf	bavg	wp	hbp	bk	sfa	sha
2024*	4.28	4-3	17	10	0	0/0	2	75.2	70	41	36	24	57	21	1	9	323	.244	7	7	1	3	2
All*	4.28	4-3	17	10	0	0/0	2	75.2	70	41	36	24	57	21	1	9	323	.244	7	7	1	3	2

* Statistics from prior team/school

DOM STAGLIANO #16

RHP | R/R | Sr. | 6-2 | 185 | Boynton Beach, Fla. | Palm Beach Gardens HS | Stetson

CAREER HONORS

- 2022 Freshman All-America (Collegiate Baseball)
- 2024 Second Team All-Big 12

SOCIAL MEDIA

@domstags
@Domstags

COLLEGE PATH

2022: Freshman - Stetson
2023: Sophomore - UCF
2024: Junior - UCF

JUNIOR (2024)

- 3-4, 16 APP, 14 GS, 4.10 ERA, 74.2 IP, 54 H, 36 R, 34 ER, 22 BB, 66 K, .199 B/AVG
- Earned All-Big 12 Conference Second Team honors
- Compiled a 3-4 record with a 4.10 ERA and 66 strikeouts over 33.1 innings pitched
- Ranked 19th nationally with a 1.02 WHIP and 29th in hits allowed per nine innings with a 6.51 clip
- Recorded the second most starts on the team with 14 during the 2024 campaign, as he was UCF's Saturday starter for the majority of the year
- Finished second on the team in innings pitched (74.2) and third in strikeouts (66)
- Also finished second on the year in opposing batting average with a stellar .199 clip
- Matched a career-high by going 7.0 innings in a win over Central Michigan on April 20
- Also earned wins against Texas Tech on March 29 and against No. 18 Texas on May 11
- Struck out a season-high seven batters three times on the year
- Tossed 4.2 innings of shutout baseball en route to helping record a 1-0 combined shutout victory over South Florida on March 3

SOPHOMORE (2023)

- 4-5, 19 APP, 8 GS, 6.54 ERA, 64.2 IP, 79 H, 54 R, 47 ER, 17 BB, 70 K
- Tied career-long 7.0 IP against No. 21 Florida State, allowing only 5 hits and 2 earned runs (3/14)
- Threw a career-high 9 strikeouts in 4.1 innings against Memphis (4/16) and matched that mark against Wichita State (5/19)
- Had seven games recording 5+ strikeouts, four with 7+
- Named AAC Pitcher of the Week (2/21) after allowing just three hits and no runs while striking out 7 over 5.0 innings in an 11-1 victory

FRESHMAN (2022, AT STETSON)

- Was named to the ASUN All-Freshman team as well as to the Collegiate Baseball Freshman All-America team
- Ranked second on the team with 18 total appearances, including three starts in Stetson victories
- Worked a combined 18.2 innings in those three outings, allowing five earned runs
- Earned wins in relief against Bethune-Cookman on April 12 and at Kennesaw State on May 14
- Had a season-high seven strikeouts in 4 shutout innings of relief against Bethune-Cookman on March 30
- Earned a save in his first collegiate appearance, against Manhattan on February 20, and another with three no-hit innings against Florida State on May 39

HIGH SCHOOL

- Spent two years at Olympic Heights High in Boca Raton, Fla. before moving to Palm Beach Gardens High
- Played for coach Joe Russo at Palm Beach Gardens
- Was a 2021 first team All-American by Perfect Game Pitched in 18 games with 13 starts over two seasons at Olympic Heights, posting a 2.27 ERA over 77.0 innings of work
- Threw a no-hitter in battle of unbeaten teams against Martin County on March 10, 2021
- Was a two-time HSNB first team All-District selection
- Was named All-County by both the South Florida Sun-Sentinel and the Palm Beach Post
- Recorded 78 strikeouts with just 20 walks
- Pitched in 17 games, making 14 starts, over his two seasons at Palm Beach Gardens High
- Posted a 10-5 record with one save
- Had a 1.71 ERA over two seasons, recording 114 strikeouts in 82.0 innings of work with just 24 walks
- Was credited with working five complete games, including three shutouts
- Played summer ball for coach Johnny Goodrich with the Orlando Scorpions Founders Club team
- Was an honor roll student

PERSONAL

- Born on November 1, 2002, in Boynton Beach, Fla.
- Is the son of Peter and Teri Stagliano
- Has one sister, Alex
- Plans to major in business administration

SINGLE-GAME HIGHS [all-time ranking]:

Innings pitched: 7.0, Central Michigan, Apr 20, 2024; Florida State, Mar 14, 2023

Walks allowed: 4, South Florida, Mar 03, 2024

Strikeouts: 9, Memphis, Apr 16, 2023; Wichita State, May 19, 2023

Batters faced: 27, Central Michigan, Apr 20, 2024; Florida State, Mar 14, 2023

Field chances: 4, Texas, May 11, 2024

Putouts: 2, South Florida, Mar 03, 2024; Texas, May 11, 2024

Assists: 3, at East Carolina, Apr 07, 2023

Runners CS: 1, Memphis, Apr 16, 2023; at Oklahoma, Mar 10, 2024



Career Stats

Year	era	w-l	app	gs	cq	sho	sv	ip	h	r	er	bb	so	2b	3b	hr	bf	bavg	wp	hbp	bk	sfa	sha
2022*	3.21	5-0	18	3	0	0/0	2	53.1	49	21	19	12	55	11	2	2	222	.240	3	3	0	1	2
2023	6.54	4-5	19	8	0	0/0	0	64.2	79	54	47	17	70	17	1	8	297	.294	5	6	0	1	4
2024	4.10	3-4	16	14	0	0/1	0	74.2	54	36	34	22	66	12	2	12	306	.199	6	6	0	3	3
TOTAL	4.67	12-9	53	25	0	0/1	2	192.2	182	111	100	51	191	40	5	22	825	.244	14	15	0	5	9

* Statistics from prior team/school

WILEY HARTLEY #17

RHP | R/R | RSr. | 6-3 | 200 | Atlanta, Ga. | North Atlanta HS | Campbell

SOCIAL MEDIA

@wileyhartley
@_wileyhartley

COLLEGE PATH

2021: Freshman - Campbell
2022: RS Freshman - Campbell
2023: RS Sophomore - Campbell
2024: RS Junior - UCF

REDSHIRT JUNIOR (2024)

- 3-3, 14 App, 10 GS, 5.31 ERA, 39.0 IP, 33 H, 24 R, 23 ER, 15 BB, 38 K, .223 B/AVG
- Tied for the third most starts on the mound with 10 during the 2024 campaign.
- Compiled a 3-3 record with 14 total appearances over 39.0 innings pitched.
- Became the team's Sunday starter for the second half of the season.
- Struck out a career-high six batters over 5.2 innings in a win over Stetson on March 13.
- Went a career-long 6.0 innings twice on the season--one in a win at Kansas on March 23 and the other a win in an elimination game at the NCAA Tallahassee Regional against Stetson on June 2.
- In his final outing of the season in an elimination game against Stetson at the NCAA Tallahassee Regional on June 2, he went 6.0 innings and allowed just two runs on four hits while striking out four to help the Knights advance to the Tallahassee Regional finals against No. 8 Florida State.

REDSHIRT SOPHOMORE (2023, AT CAMPBELL)

- Posted a 4.20 ERA with 16 strikeouts across 4 innings of work
- Did not factor into a decision
- Made his Campbell baseball debut on 3/6 at Tulane after two redshirt seasons
- Turned in his best outing with 3.0 perfect innings against Gardner-Webb on 5/14
- Struck out a season-high 3 over 2.0 innings against USC Upstate at the Big South Tournament on 5/26
- Pitched 2.0 scoreless innings against NC State at the Columbia Regional on 6/4

REDSHIRT FRESHMAN (2022, AT CAMPBELL)

- Did not play baseball during the 2022 campaign
- Played football at Campbell in the fall of 2021 and the fall of 2020
- Played quarterback on the football team at Campbell and earned Big South Offensive Player of the Week honors after throwing six touchdowns and 342 yards in a win over Presbyterian in 2021
- Earned honorable mention Stats Perform FCS Offensive Player of the Week and honorable mention CFPA FCS Offensive Player of the Week honors following the performance.
- Made five starts and played in six total games at QB in 2021.
- Threw 15 touchdowns and passed for 1,718 yards on the football field during his time at Campbell.

FRESHMAN (2021, AT CAMPBELL)

- Did not play baseball during the 2021 season
- On the football field in the fall of 2020 he completed 3-of-5 passes for 116 yards and a touchdown against Appalachian State and Wake Forest
- Completed his first career throw at App State, going for an 87 yard touchdown
- Completed 2-of-4 passes for 29 yards at Wake Forest

HIGH SCHOOL

- Prepped at North Atlanta High School in Atlanta, Ga.
- Coached by Ricky Plante at NAHS
- Also a two-time All-Region quarterback on the football field
- Earned First Team All-Region honors as a senior and honorable mention All-State accolades
- Tabbed the MVP of the 2018 Georgia Junior Elite Classic

PERSONAL

- Graduated from North Atlanta HS in 2020
- Birthday is Aug. 7
- Son of David and Kitty Hartley
- Has one sibling, Hallie Hartley
- Favorite MLB team is the Atlanta Braves
- Favorite food is salmon
- Favorite movie is Gladiator
- A member of the Student-Athlete Leadership Team
- Plans to major in General Studies at UCF

SINGLE-GAME HIGHS [all-time ranking]:

Innings pitched: 6.0, vs Stetson, Jun 02, 2024; at Kansas, Mar 23, 2024
Walks allowed: 2, 4 times
Strikeouts: 6, Stetson, Mar 13, 2024
Batters faced: 24, vs Stetson, Jun 02, 2024; at Kansas, Mar 23, 2024
Field chances: 2, Florida Atlantic, Mar 19, 2024; at Baylor, May 18, 2024
Putouts: 1, at Baylor, May 18, 2024; vs Oklahoma State, May 24, 2024
Assists: 2, Florida Atlantic, Mar 19, 2024
Runners CS: 1, vs Stetson, Jun 02, 2024

Career Stats

Year	era	w-l	app	gs	cq	sho	sv	ip	h	r	er	bb	so	2b	3b	hr	bf	bavg	wp	hbp	bk	sfa	sha
2023*	4.20	0-0	11	0	0	0/0	0	15.0	11	7	7	8	16	3	0	1	62	.212	1	1	1	0	1
2024	5.31	3-3	14	10	0	0/0	0	39.0	33	24	23	15	38	7	2	7	170	.223	3	4	0	2	1
TOTAL	5.31	3-3	14	10	0	0/0	0	39.0	33	24	23	15	38	7	2	7	170	.223	3	4	0	2	1
All*	5.00	3-3	25	10	0	0/0	0	54.0	44	31	30	23	54	10	2	8	232	.220	4	5	1	2	2

* Statistics from prior team/school





JAMES LORDI #20

LHP | L/L | RSo. | 6-0 | 190 | Jim Thorpe, Pa | Jim Thorpe Area | Penn State

SOCIAL MEDIA

@lordi_16
@lordi_james

COLLEGE PATH

2024: Freshman - Saint Leo
2025: Sophomore - UCF

SOPHOMORE (2024, AT PENN STATE)

- Appeared in nine games, posting a 0-1 record and a 5.14 ERA on the season
- Recorded 12 strikeouts in 14 innings pitched
- Made his first career start against Pittsburgh, pitching a career high three innings

FRESHMAN (2023, AT PENN STATE)

- Did not see action, redshirted the season for the Nittany Lions

HIGH SCHOOL

- Four-year letter winner at Jim Thorpe Area High School
- Served as a two-time team captain
- Was a two-time Schuylkill All-League Honoree
- Earned Lehigh Valley Morning Call All-Area accolades twice and three Perfect Game All-Atlantic Region honors
- Collected Team MVP honors
- As a senior, hit .472 with 25 hits, two homers and a .672 on-base percentage
- Recorded a 1.44 ERA with 76 strikeouts in 48 innings
- As a junior, batted .345
- On the mound, went 3-1 with 55 strikeouts in 22 innings while holding opposing hitters to a .193 average
- Rated as the No. 29 overall prospect and No. 6 LHP in Pennsylvania, and 118th LHP nationally, by Perfect Game
- Ranked as the No. 86 overall prospect and No. 9 LHP in Pennsylvania by Prep Baseball Report
- Also played football at Jim Thorpe Area
- Played travel ball for the GSA Gatorz and Northeast Pride

PERSONAL

- Son of James and Kristy Lordi
- Has a sister, Madison Lordi
- Intends to major in Communications at UCF
- His favorite baseball team is the New York Mets
- His favorite movie is Goodfellas

Career Stats

Year	era	w-l	app	gs	cq	sho	sv	ip	h	r	er	bb	so	2b	3b	hr	bf	bavg	wp	hbp	bk	sfa	sha
2024*	5.14	0-1	9	1	0	0/0	0	14.0	17	8	8	7	12	3	0	1	65	.321	0	4	0	0	1
All*	5.14	0-1	9	1	0	0/0	0	14.0	17	8	8	7	12	3	0	1	65	.321	0	4	0	0	1

* Statistics from prior team/school

RUSSELL SANDEFER #21

RHP | R/R | So. | 6-1 | 180 | Tampa, Fla. | Robinson HS | Saint Leo

SOCIAL MEDIA

@russ_sandefer
@SandeferRussell

COLLEGE PATH

2024: Freshman - Saint Leo
2025: Sophomore - UCF

FRESHMAN (2024, AT SAINT LEO)

- Appeared in 11 games with eight starts
- Registered a 5-2 record on the bump with a 3.35 ERA and one save
- Pitched a total of 45.2 innings and struck out 39 batters
- Held opposing offenses to a .237 batting average
- Tallied six strikeouts in 5.0 innings and only allowed two runs versus Valdosta State on Feb. 27
- Registered six strikeouts in 3.0 innings against Wayne State on March 11
- Notched six strikeouts at Florida Tech on March 16
- In 7.0 innings at Florida Southern, he struck out five and allowed three runs on March 29
- Posted four strikeouts versus West Florida in 5.0 innings on May 16

HIGH SCHOOL

- Attended Robinson High School and competed in baseball under head coach Alex Barron
- Member of the National Honor Society
- Named to the talented top-20 list

PERSONAL

- His parents are John and Carrie Sandefer
- He has two siblings, a sister named Kelly and a brother named David
- His hobbies include golfing, fishing, hunting, and working out
- His career aspirations are to play professional baseball
- His favorite athlete is Nolan Ryan
- His favorite sports teams are the Tampa Bay Rays, Lightning, and Buccaneers
- The Wrong Doug from Moe's is his favorite food
- He likes to listen to country and rap music



Career Stats

No previous NCAA DI stats

EDIAN ESPINAL #23

INF | S/R | Jr. | 5-8 | 205 | Canovanas, Puerto Rico. | Viera HS | Chipola

SOCIAL MEDIA

📷 @edivneliel_03
 🐦 @EdianEspinal

COLLEGE PATH

2023: Freshman - Chipola
 2024: Sophomore - Chipola
 2025: Junior - UCF

SOPHOMORE (2024, AT CHIPOLA)

- Appeared in 55 games and recorded 53 hits and 29 RBIs
- Named First Team All-Panhandle Conference

FRESHMAN (2023, AT CHIPOLA)

- Appeared in 47 games and recorded 57 hits and 37 RBIs
- Named First Team All-Panhandle Conference

HIGH SCHOOL

- Was listed by Perfect Game as the 94th player and 18th best shortstop in the state of Florida
- He represented the East region at the 2021 Senior State Games

PERSONAL

- His birthday is Sept. 24
- Son of Sanya Colon and Rafael Espinal
- Has two brothers, Dilan, who played D1 baseball at Alabama State University, and Alan, who played at Vanderbilt and got signed by to Rockies in 2024
- Intends to major in General Studies
- He learned how to cut hair during COVID, and now I am the team barber.
- He enjoys cooking, reading, hanging out with my friends
- His favorite sports team is New York Yankees
- His favorite food is BBQ
- His favorite TV show is Naruto



Career Stats

No previous NCAA DI stats

DAKOTA STONE #24

LHP | R/L | Jr. | 5-10 | 220 | Jacksonville, Fla. | Sandalwood HS | Jacksonville

SOCIAL MEDIA

@dakota_stone03
@dakota_stone22

COLLEGE PATH

2023: Freshman - Jacksonville
2024: Sophomore - Jacksonville
2025: Junior - UCF

SOPHOMORE (2024, AT JACKSONVILLE)

- Made single appearance at Florida on 4/16, missed most of season due to injury

FRESHMAN (2023, AT JACKSONVILLE)

- Started eight of the nine games he appeared in on the mound
- First appearance of his career was in relief vs. Kent State opening weekend, threw 3.1 innings
- Went six innings in his first career start, earning the win vs. Siena on February 25
- Struck out a season-high 10 in his longest outing of the season, 6.2 innings, earning the win at Florida State on April 4
- Earned a win in a five inning outing vs. Dartmouth on March 21
- Missed the last month of the season due to injury

HIGH SCHOOL

- Sandalwood Player of the Year
- District Player of the Year
- Three-time All Gateway Team
- Florida All-Star Team
- Team made it to the second round of regionals his freshman year (furthest his high school has made it)
- Played two years of club baseball with Northeast Baseball.
- Multi-time MVP pitcher with Northeast Baseball

PERSONAL

- Birthday is October 16
- Son of Angela and Robert Stone
- Majoring in Sports Pre-Management
- Father played football and basketball in high school and two years of baseball in junior college
- Brother played four-years of football at Florida Tech
- Favorite baseball memory was in 2023, pitching against FSU and beating them in their home stadium
- Enjoys fishing, video games and listening to music
- Involved with Walk Off Charities organization



Career Stats

Year	era	w-l	app	gs	cq	sho	sv	ip	h	r	er	bb	so	2b	3b	hr	bf	bavg	wp	hbp	bk	sfa	sha
2023*	7.68	3-3	9	8	0	0/0	0	36.1	30	31	31	35	47	6	1	1	177	.227	8	6	1	1	3
2024*	40.50	0-1	1	1	0	0/0	0	0.2	4	3	3	1	1	0	0	1	8	.667	0	1	0	0	0
All*	8.27	3-4	10	9	0	0/0	0	37.0	34	34	34	36	48	6	1	2	185	.246	8	7	1	1	3

* Statistics from prior team/school

DREW BELLIS #25

LHP | L/L | Fr. | 6-0 | 175 | Avon Lake, Ohio | IMG Academy

SOCIAL MEDIA

@ drewbellis
@ DrewBellis

COLLEGE PATH

2025: Freshman - UCF

HIGH SCHOOL

- Attended IMG Academy
- IMG Academy Most Improved Pitcher (2024)
- Team won the SWC championship his freshman year
- Played three years of club ball with T3 Elite under coach Simon Lowe
- Played two years of club ball with Cincy Flames under coach Dave Campbell
- Played in the Perfect Game Junior National and National Showcase

PERSONAL

- Birthday is April 6
- Son of Suzanne Bellis
- Graduated from IMG Academy in 2024
- Majoring in Business Management
- Favortie professional teams are the Cleveland Guardians and Buffalo Bills
- Enjoys cooking, fishing and playing pickleball
- Is a certified scuba diver
- Involved with the KLA Foundation



Career Stats

No previous NCAA DI stats

MATT SAUSER #26

RHP | L/R | So. | 6-3 | 195 | Bloomington, Ill. | University HS | Florida State

SOCIAL MEDIA

@matt.sauser
@SauserMatt

COLLEGE PATH

2024: Freshman - Florida State
2025: Sophomore - UCF

FRESHMAN (2024, AT FLORIDA STATE)

- Appeared in seven games, posting a 6.97 ERA on the season
- Recorded nine strikeouts in 10.1 innings pitched
- Recorded a career-high four strikeouts in three innings pitched against Western Carolina

HIGH SCHOOL

- Attended University High School
- Three-time First Team All-Conference
- 2023 Perfect Game Preseason All-American
- Team placed third in the state his sophomore year
- Played club ball with Chicago Elite under coach Brian Forystek
- Played club ball with Indiana Bulls National under coach Ryan Berryman
- Also played basketball and soccer

PERSONAL

- Birthday is Sept. 2
- Son of Michael Sauser and Beth Sauser
- His mother played basketball at DePaul and was inducted into the Blue Demons Hall of Fame in 2007. She played professional basketball in Israel and Portugal
- His brother, Jack, played baseball at Northwestern University
- Majoring in Business
- Enjoys playing basketball and video games
- Favorite food is mom's homemade chicken parmesean



Career Stats

Year	era	w-l	app	qs	cq	sho	sv	ip	h	r	er	bb	so	2b	3b	hr	bf	bavg	wp	hbp	bk	sfa	sha
2024*	6.97	0-0	7	3	0	0/0	0	10.1	12	8	8	8	9	2	0	4	51	.293	1	1	0	1	0
All*	6.97	0-0	7	3	0	0/0	0	10.1	12	8	8	8	9	2	0	4	51	.293	1	1	0	1	0

* Statistics from prior team/school

DEAMEZ ROSS #27

OF | L/L | Jr. | 5-10 | 190 | Melbourne, Fla. | Eau Gallie HS | Florida State

SOCIAL MEDIA

@deamez.ross
@DeamezR

COLLEGE PATH

2023: Freshman - Florida State
2024: Sophomore - Florida State
2025: Junior- UCF

SOPHOMORE (2024, AT FLORIDA STATE)

- Recorded 24 hits and 19 RBIs
- Posted a three RBI game against UConn
- Stole two bases in a game against Western Michigan

FRESHMAN (2023, AT FLORIDA STATE)

- First freshman to start in center field for the Noles since 2017
- Named to the All-ACC Academic Team and the ACC Academic Honor Roll
- Started and played 36 games (35 in center field), hitting .287 with 41 hits, four doubles, a triple and two home runsscored 26 runs and 17 RBI
- Fourth on the Florida State team in runs despite missing 18 games due to injury
- Drew 16 walks and was hit by a pitch
- Stole a team-high five bases
- Ended freshman season on 12-game hitting streak, the 11th-longest for a freshman in FSU program history
- Posted four three-hit games
- Triple against Mercer (5/6)
- First career home run came at Notre Dame (4/30), a three-run blast

HIGH SCHOOL

- Graduated from Eau Gallie High School in Melbourne, Florida
- Ranked the No. 69 prospect in Florida and No. 436 nationally by Perfect Game
- Batted .489 with 15 extra-base hits and scored 47 runs during senior season
- Selected as one of 44 African-American players for the Hank Aaron Invitational Game in Truist Park in 2021
- 2022 Florida Today Player of the Year
- All-Cape Coast Conference every year of high school

PERSONAL

- Dad is Keith Ross, who played baseball at Norfolk State and spent 10 seasons in Japan and Korea playing professional baseball
- Has one sibling, Jadia
- Majoring in sport management
- Born on January 27, 2003 in Yokosuka, Japan.



Career Stats

Year	avg	gp-gs	ab	r	h	2b	3b	hr	rbi	tb	slg%	bb	hbp	so	gdp	ob%	sf	sh	sb-att	po	a	e	fld%
2023*	.287	36-36	143	26	41	4	1	2	17	53	.371	16	1	29	1	.363	0	0	5-6	70	1	0	1.000
2024*	.253	48-20	95	26	24	3	1	2	19	35	.368	14	1	9	2	.339	5	2	8-9	46	0	0	1.000
All*	.273	84-56	238	52	65	7	2	4	36	88	.370	30	2	38	3	.353	5	2	13-15	116	1	0	1.000

* Statistics from prior team/school

DYLAN KING #28

C | L/R | RJr. | 6-2 | 200 | Delray Beach, Fla. | American Heritage Delray HS North Carolina

SOCIAL MEDIA

@dylan.king16
@dylanking1616

COLLEGE PATH

2022: Freshman - North Carolina
2023: Sophomore - North Carolina
2024: Junior - UCF
2025: RS Junior - UCF

JUNIOR (2024)

- 23 GP, 10 GS, .213/.315/.298, 10 H, 1 RBI, 7 R, 4 2B, 7 BB, .992 FLD %
- Played in 23 games with 10 starts behind the plate at the catcher position
- Slashed .213/.315/.298 with four doubles, seven runs scored, and seven walks
- Recorded a six-game reached base safely streak and a three-game hitting streak
- Also had a pair of multiple hit contests
- Went 3-for-6 with three doubles at West Virginia on April 14. It marked UCF's first three double game of the season and a career-high for Dylan
- Went 2-for-4 with an RBI in a win over Cincinnati on April 27
- Threw out three would-be base stealers on the season (.750 SBA %) and tallied a .992 fielding percentage with 115 putouts, six assists and just one error

SOPHOMORE (2023, AT NORTH CAROLINA)

- Played in 12 games and made one start
- Recorded a slash line of .250/.417/.438
- Two of his three hits were doubles
- Made his first start and recorded his first hit at Coastal Carolina (5/16)
- First collegiate hit was an RBI double
- Had a pinch-hit single at Clemson (5/18)
- Had a two-run double in the NCAA Tournament elimination game against Iowa

FRESHMAN (2022, AT NORTH CAROLINA)

- Redshirted the season at North Carolina

HIGH SCHOOL

- Four-year letterman at American Heritage Delray
- 2021 Rawlings/Perfect Game Preseason All-Florida Region Second Team
- 2020 and 2019 Rawlings/Perfect Game All-America Underclassman Honorable Mention
- Participated in the 2020 Perfect Game National Showcase
- A two-time All-County performer
- Helped American Heritage win three district titles and one regional championship
- Member of the 2018 WWBA Sophomore World Championship Elite Squad team
- Helped American Heritage to the HSBN
- Played club/travel ball for Elite Squad National

PERSONAL

- Graduated from American Heritage Delray in 2021
- Birthday is July 2
- An honor roll student in high school
- Son of Brad and Erinn King
- Has one sibling, Jaden
- His father, Brad King, also played baseball at UCF from 1994-1996 (C/OF)
- His dad, Brad, was drafted in the 17th Round in 1996 by the Chicago Cubs. He then went on to play 10 years of professional baseball (MiLB and Independent League)
- Enjoys boating and going to the beach
- Favorite pro sports teams are the Chicago Cubs and Chicago Bears
- Plans to major in Communications at UCF

SINGLE-GAME HIGHS [all-time ranking]:

Hits: 3, at West Virginia, Apr 14, 2024
Doubles: 3 [1-3rd], at West Virginia, Apr 14, 2024
Total bases: 6, at West Virginia, Apr 14, 2024
RBI: 1, Cincinnati, Apr 27, 2024
Runs scored: 2, at Bethune-Cookman, Apr 02, 2024; Kansas State, Apr 07, 2024; FGCU, Apr 23, 2024
Walks: 2, at Bethune-Cookman, Apr 02, 2024
Struck out: 3, at West Virginia, Apr 14, 2024; at Houston, May 03, 2024
At bats: 6, at West Virginia, Apr 14, 2024
Field chances: 15, Central Michigan, Apr 19, 2024
Putouts: 14, Central Michigan, Apr 19, 2024
Assists: 2, at West Virginia, Apr 14, 2024
Runners CS: 1, at West Virginia, Apr 14, 2024; FGCU, Apr 23, 2024; at Baylor, May 17, 2024

Career Stats

Year	avg	qp-gs	ab	r	h	2b	3b	hr	rbi	tb	slg%	bb	hbp	so	qdp	ob%	sf	sh	sb-att	po	a	e	fld%
2023*	.250	12-1	12	1	3	2	0	0	3	5	.417	3	1	2	0	.438	0	0	0-0	26	1	0	1.000
2024	.213	23-10	47	7	10	4	0	0	1	14	.298	7	0	15	0	.315	0	0	0-0	115	6	1	.992
TOTAL	.213	23-10	47	7	10	4	0	0	1	14	.298	7	0	15	0	.315	0	0	0-0	115	6	1	.992
All*	.220	35-11	59	8	13	6	0	0	4	19	.322	10	1	17	0	.343	0	0	0-0	141	7	1	.993

* Statistics from prior team/school

* Statistics from prior team/school



MATEO GRAY #29

INF/RHP | R/R | Fr. | 6-2 | 230 | Weston, Fla. | North Broward Prep

SOCIAL MEDIA

@mateo.gray
@MateoGray2024

COLLEGE PATH

2025: Freshman - UCF

HIGH SCHOOL

- Played for the North Broward Eagles
- 2024 Florida Max Preps player of the year
- 2023/2024 Sun Sentinel player of the year
- Broke school records for: Wins in a season, 11; wins in a career, 16; ERA in a season, 0.53; ERA in a career, 1.09; WHIP in a season, 0.50; WHIP in a career, 0.72; strikeouts in a career, 186
- Assisted team to Florida State Championship in 2024

PERSONAL

- Son of Natalia Fierro and Jason Gray, who was drafted by the White Sox
- His father played five years of professional baseball
- Has two siblings, Olivia and Devin
- Favorite professional teams are the Dolphins and Panthers



Career Stats

No previous NCAA DI stats



DOMINIC CASTELLANO #31

LHP | R/L | Jr. | 5-11 | 195 | Tampa, Fla. | Tampa Jesuit HS

CAREER HONORS

- 2024 ABCA/Rawlings SE All-Region 2nd Team
- 2024 All- Big 12 Honorable Mention

SOCIAL MEDIA

@domcastellano01
@domcastellano01

COLLEGE PATH

2022: Freshman - UCF
2023: Sophomore - UCF
2024: Junior - UCF
2025: Senior - UCF

JUNIOR (2024)

- 22 APP, 1 GS, 7-0, 2.83 ERA, 3 SV, 60.1 IP, 34 H, 21 R, 19 ER, 25 BB, 68 SO, .164 B/AVG
- Earned ABCA/Rawlings NCAA Div. I Southeast All-Region Second Team honors
- Also earned Big 12 Conference Honorable Mention accolades
- Made 22 total appearances which included one start. Went a perfect 7-0 with a 2.83 ERA and 68 strikeouts over 60.1 innings
- Led the team in opposing batting average with an impressive .164 clip and finished second in ERA (2.83) and strikeouts (68)
- Ranked third on the team in saves (three) as well as innings pitched (60.1)
- Finished the season ranked fifth nationally in hits per nine innings (5.07), 14th in WHIP (0.98), and 22nd in ERA (2.83)
- Also led the Big 12 Conference in ERA and hits allowed per nine innings, as well as ranked second in WHIP, and fifth in victories
- Had nine appearances on the year in which he lasted 3.0 or more innings
- Tallied a career-best eight strikeouts over a career-long 5.2 innings in a win over Kansas State on April 7
- Tossed nine scoreless outings, which included two shutout innings in a win over No. 17 Oklahoma State at the Big 12 Championship and two more in an elimination game victory over Stetson at the NCAA Tallahassee Regional
- Received CSC Academic All-District recognition

SOPHOMORE (2023)

- 1-1, 16 App, 1 GS, 6.48 ERA, 25.0 IP, 31 H, 20 R, 18 ER, 8 BB, 29 K, .316 B/AVG
- Picked up his first collegiate win against Bethune-Cookman (2/28), as he tossed 2.2 scoreless innings in which he gave up just one hit and struck out three
- Went a season-long 3.2 innings in his first collegiate start against Wichita State (5/20) and struck out three
- Recorded five scoreless outings on the year
- Tied a season-high in strikeouts six times with three

FRESHMAN (2022)

- 0-0, 17 App, 0 GS, 8.15 ERA, 17.2 IP, 23 H, 17 R, 16 ER, 9 BB, 19 K
- Averaged more than 1 strikeout per inning pitched
- Threw 3 strikeouts against South Florida on 5/6/2022

HIGH SCHOOL

- Earned 3 years of Varsity letters at Jesuit High School
- Received Cy Young Award during Senior year at Jesuit
- Earned First Team All-Conference during his Senior season
- Recorded a 1.62 ERA to go along with 83 Ks in his final high school season

PERSONAL

- Graduated from Tampa Jesuit HS in 2021
- Birthday is July 11
- Favorite sport outside of baseball is football
- Favorite baseball movie is Major League
- Favorite baseball memory was throwing a no hitter
- Dominic is currently majoring in Finance

SINGLE-GAME HIGHS [all-time ranking]:

Innings pitched: 3.0, Siena, Feb 15, 2025
Strikeouts: 5, Siena, Feb 15, 2025
Batters faced: 9, Siena, Feb 15, 2025

Career Stats

Year	era	w-l	app	qs	cq	sho	sv	ip	h	r	er	bb	so	2b	3b	hr	bf	bavq	wp	hbp	bk	sfa	sha
2022	8.15	0-0	17	0	0	0/0	0	17.2	23	17	16	9	19	4	1	3	88	.311	4	3	0	1	1
2023	6.48	1-1	16	1	0	0/1	0	25.0	31	20	18	8	29	7	1	2	114	.316	3	6	0	1	1
2024	2.83	7-0	22	1	0	0/0	3	60.1	34	21	19	25	68	5	0	5	240	.164	8	5	1	2	1
2025	2.25	1-0	3	0	0	0/1	0	8.0	6	2	2	1	14	1	1	1	29	.214	0	0	0	0	0
TOTAL	4.46	9-1	58	2	0	0/2	3	111.0	94	60	55	43	130	17	3	11	471	.231	15	14	1	4	3

ARIS RIVERA #32

C | R/R | Jr. | 6-4 | 230 | Plantation, Fla. | J.P. Taravella HS | Polk State

SOCIAL MEDIA

@aris.rivera_
@Aris_rivera32

COLLEGE PATH

2023: Freshman - Polk State
2024: Sophomore - Polk State
2025: Junior - UCF

SOPHOMORE (2024, AT POLK STATE)

- Played in 55 of Polk State's 58 games
- Batted .288 with one home run and 30 RBIs
- Tied for third on the team with 10 doubles

FRESHMAN (2023, AT POLK STATE)

- Hit .276 with two home runs and 13 RBIs
- A walk-on, Rivera appeared in 42 games
- Posted a .413 on-base percentage

HIGH SCHOOL

- Voted All-County his high school junior year
- Member of a District Championship team his junior year
- Played for Taravella High Trojans and Club X Team

PERSONAL

- Son of Michelle and Ignacio
- Father played basketball at Nova Southeastern University
- Brother Ignacio Jr. played baseball at Florida State College of Jacksonville
- Favorite professional team is the New York Yankees
- Enjoys working out in his spare time
- Favorite tv show is George Lopez, and his favorite movie is The Dark Knight



Career Stats

No previous NCAA DI stats

TREY WHEELER #33

LHP | L/L | RSo. | 6-0 | 185 | Indialantic, Fla. | Melbourne HS | South Carolina

SOCIAL MEDIA

IG @tr3ywheeler
TW @tr3ywheeler

COLLEGE PATH

2023: Freshman - South Carolina

2024: Sophomore - UCF

2025: RS Sophomore - UCF

SOPHOMORE (2024)

- Did not see any action during the season due to injury

FRESHMAN (2023, AT SOUTH CAROLINA)

- Made a trio of appearances on the mound during his freshman year for the Gamecocks (2023)
- Tossed 2.1 innings and recorded a pair of strikeouts on the year
- Didn't allow a run in two of his three outings on the season
- Named to the SEC First-Year Academic Honor Roll

HIGH SCHOOL

- Prepped at Melbourne High School in Melbourne, Fla.
- Earned first team All-Region and second team All-State accolades as a senior
- Tabbed the 321Sports Brevard County Baseball Player of the Year for 2022
- Named a FACA State All-State in 2022
- Went 5-0 with a 0.91 ERA and 73 strikeouts in 46.1 innings during his senior season at Melbourne HS
- Hit .338 with three home runs, five doubles and 25 RBIs during his senior year
- Posted a 0.94 ERA with 48 strikeouts in 29.2 innings during his junior campaign
- Went 3-0 with 13 strikeouts in 11 innings of work during the Covid-shortened 2020 season
- Ranked the No. 11 LHP in the state of Florida by Perfect Game for the class of 2022
- A Perfect Game Preseason All-American and also named to the All-Florida Region second team in 2022

PERSONAL

- Graduated from Melbourne HS in 2022
- Son of Winston and Linda Wheeler
- Birthday is Oct. 8
- Plans to major in economics at UCF



Career Stats

Year	era	w-l	app	gs	cq	sho	sv	ip	h	r	er	bb	so	2b	3b	hr	bf	bavg	wp	hbp	bk	sfa	s
2023*	7.71	0-0	3	0	0	0/0	0	2.1	4	3	2	2	2	1	0	1	14	.364	0	1	0	0	
TOTAL*	7.71	0-0	3	0	0	0/0	0	2.1	4	3	2	2	2	1	0	1	14	.364	0	1	0	0	

* Statistics from prior team/school

KRIS SOSNOWSKI #34

RHP | R/R | RJr. | 6-0 | 200 | Lutz, Fla. | Tampa Jesuit HS

SOCIAL MEDIA

@kris.sosnowski34
@KristopherSosn1

COLLEGE PATH

2022: Freshman - UCF
2023: RS Freshman - UCF
2024: RS Sophomore - UCF
2025: RS Junior - UCF

REDSHIRT SOPHOMORE (2024)

- 24 APP, 0 GS, 1-0, 3.38 ERA, 6 SV, 37.1 IP, 34 H, 16 R, 14 ER, 9 BB, 40 SO, .239 B/AVG
- Made 24 appearances (all in relief) and went 1-0 with a solid 3.38 ERA and 40 strikeouts over 37.1 innings
- Finished second on the team in saves with six, as he closed things out on the mound over the second half of the season
- Limited opposing hitters to a .239 average
- Recorded 17 scoreless outings on the season
- His 24 appearances were good enough to tie for second on the team
- Went a career-long 3.0 innings against Cincinnati on April 28
- Struck out a career-best four batters twice on the season--vs. Texas Tech on March 28 and against Cincinnati at the Big 12 Championship on May 21
- Recorded six saves over his final 11 outings on the season--from April 30 to June 2
- Earned CSC Academic All-District honors

REDSHIRT FRESHMAN (2023)

- 12 APP, 0 GS, 0-0, 7.71 ERA, 0 SV, 11.2 IP, 16 H, 15 R, 10 ER, 7 BB, 13 SO, .333 B/AVG
- Made 12 appearances (all in relief) and went 0-0 with 13 strikeouts over 11.2 innings
- Recorded four scoreless outings on the season
- Struck out a season and career high 3 batters over 2.0 innings of scoreless relief against UNF on May 2
- Went a season and career long 2.1 innings in an 11-7 victory over Bethune-Cookman on May 16

FRESHMAN (2022)

- Did not see action in 2022

HIGH SCHOOL

- Two year baseball letterman at Tampa Jesuit High School
- In his Senior year at Jesuit, Kris earned the Most Improved player award
- Named First Team All-Conference
- Named to FACA all star game
- Posted a .031 ERA with 52 Ks in 13 appearances during his Senior year

PERSONAL

- Graduated from Tampa Jesuit HS in 2021
- Birthday is May 6
- Favorite baseball movie is Moneyball
- Go to walk-up song is Dark Queen by Lil Uzi Vert
- Favorite off day activity is Ping Pong
- Kris is currently majoring in Kinesiology

SINGLE-GAME HIGHS [all-time ranking]:

Innings pitched: 3.0, Cincinnati, Apr 28, 2024
Walks allowed: 3, at North Florida, Mar 21, 2023
Strikeouts: 4, Texas Tech, Mar 28, 2024; vs Cincinnati, May 21, 2024
Batters faced: 13, North Florida, Apr 16, 2024
Field chances: 1, 8 times
Putouts: 1, 5 times
Assists: 1, Cincinnati, Apr 28, 2024; vs Alabama, May 31, 2024
Runners CS: 1, at Oklahoma, Mar 09, 2024; vs South Florida, May 25, 2023

Career Stats

Year	era	w-l	app	gs	cq	sho	sv	ip	h	r	er	bb	so	2b	3b	hr	bf	bavg	wp	hbp	bk	sfa	sha
2023	7.71	0-0	12	0	0	0/0	0	11.2	16	15	10	7	13	4	0	3	59	.333	1	3	0	1	0
2024	3.38	1-0	24	0	0	0/0	6	37.1	34	16	14	9	40	4	1	1	155	.239	3	1	0	2	1
TOTAL	4.41	1-0	36	0	0	0/0	6	49.0	50	31	24	16	53	8	1	4	214	.263	4	4	0	3	1



ANTHONY LARIZ #35

RHP | R/R | Fr. | 6-4 | 220 | Key West, Fla. | Key West HS

SOCIAL MEDIA

@anthonylariz
@_AnthonyLariz_

COLLEGE PATH


2025: Freshman - UCF

HIGH SCHOOL

- Played for the Key West Conchs
- 2024 First Team All-American Pitcher
- 2024 4A-16 Pitcher of the Year
- 2024 4A-16 All-District Team Pitcher
- Assisted team to be 2022-2024 district 16 champions

PERSONAL

- Son of Jessica and Bradley Lariz
- Loves fishing and spending time on the boat
- Favorite sports teams are the Atlanta Braves, Miami Dolphins, and Miami Heat



Career Stats

No previous NCAA DI stats



ISAAC WILLIAMS #37

RHP | R/R | Fr. | 6-2 | 215 | Fleming Island, Fla. | Fleming Island | Jacksonville

SOCIAL MEDIA

📷 @isaac._williams

🐦 @IsaacWilliams_7

COLLEGE PATH

2023: Freshman - Jacksonville

2024: RS Freshman - Jacksonville

2025: RS Sophomore - UCF

REDSHIRT FRESHMAN (2024, AT JACKSONVILLE)

- Voted to the ASUN All-Freshman Team
- Made 24 appearances, posting a 4.56 ERA with a 3-3 record and six saves in 2024
- Recorded 27 strikeouts to 20 walks, holding opponents to a .299 batting average in RS-freshman season
- Maintained a 1.000 fielding percentage for 2024 season

FRESHMAN (2023, AT JACKSONVILLE)

- Had nine hitless outings in RS-freshman season
- Appeared in three games on the mound, all in relief for freshman season

HIGH SCHOOL

- Four-year varsity player
- 2021 state runner ups
- FACA All-Star selection
- Played for Florida Dodgers Scout Team from 2018-2021

PERSONAL

- Son of Gabrielle and Brad Williams
- Has two siblings, Taylor and Izzy
- Enjoys golfing, weightlifting, and fishing
- Volunteers at Vacation Bible School and community cleanups at Redemption Church and Hibernia Baptist Church
- Has a photographic memory
- Favorite professional team is the Tampa Bay Rays

Career Stats

Year	era	w-l	app	gs	cq	sho	sv	ip	h	r	er	bb	so	2b	3b	hr	bf	bavg	wp	hbp	bk	sfa	sha
2023*	12.27	0-0	3	0	0	0/0	0	3.2	9	6	5	3	3	3	0	2	24	.450	0	1	0	0	0
2024*	4.56	3-3	24	0	0	0/0	6	25.2	29	14	13	20	27	3	0	1	126	.299	4	2	0	5	2
All*	5.52	3-3	27	0	0	0/0	6	29.1	38	20	18	23	30	6	0	3	150	.325	4	3	0	5	2

* Statistics from prior team/school

TYLER KOZERA #40

RHP | R/R | So. | 6-3 | 215 | Pittsburgh, Pa. | Saint John Neumann HS

SOCIAL MEDIA

@tylerkozera29
@KozeraTyler

COLLEGE PATH

2024: Freshman - UCF
2025: Sophomore - UCF



FRESHMAN (2024)

- 1-0, 7 App, 1 GS, 1.50 ERA, 12.0 IP, 10 H, 2 R, 2 ER, 6 BB, 10 K, .217 B/AVG
- Went 1-0 over seven appearances and 12.0 innings pitched
- Led the team with a 1.50 ERA, as he allowed just two runs and 10 hits over 12.0 innings
- Made his first collegiate start in the NCAA Tallahassee Regional championship final against No. 8 Florida State. He went a season-long 3.1 innings and allowed just one hit and no runs while striking out one
- Of his seven appearances, five were scoreless outings
- Earned his first collegiate win at North Florida on April 30 after tossing 2.2 innings of scoreless relief
- Struck out a season-high three batters twice--at North Florida (April 30) and against Oklahoma State at the Big 12 Championship (May 24)
- Limited opposing batters to just a .217 batting average
- Missed the first half of the season due to injury

HIGH SCHOOL

- Prepped at Saint John Neumann Catholic High School in Naples, Fla.
- Tabbed both First Team All-Area and a FACA All-Star in 2023
- A St. John Neumann Cy Young Award recipient in 2023
- Helped his high school team make the 2A Final Four in the state tournament
- Played for Charlie Maurer at St. John Neumann
- Played club for the Florida Burn

PERSONAL

- Graduated from St. John Neumann Catholic HS in 2023
- Birthday is April 19
- Plans to major in Business at UCF
- Son of Shawn and Cheryl Kozera
- Has two siblings, Katelyn and Bodge
- Enjoys hanging out with friends and playing video games
- Favorite food is steak
- Favorite MLB team is the San Diego Padres
- Favorite movie is The Benchwarmers

SINGLE-GAME HIGHS [all-time ranking]:

Innings pitched: 3.1, at Florida State, Jun 02, 2024
Walks allowed: 2, at North Florida, Apr 30, 2024; at Florida State, Jun 02, 2024
Strikeouts: 3, at North Florida, Apr 30, 2024; vs Oklahoma State, May 24, 2024
Batters faced: 15, at Florida State, Jun 02, 2024
Field chances: 1, at North Florida, Apr 30, 2024; North Florida, May 07, 2024
Putouts: 1, North Florida, May 07, 2024
Assists: 1, at North Florida, Apr 30, 2024

Career Stats

Year	era	w-l	app	gs	cg	sho	sv	ip	h	r	er	bb	so	2b	3b	hr	bf	bavg	wp	hbp	bk	sfa	sha
2024	1.50	1-0	7	1	0	0/0	0	12.0	10	2	2	6	10	3	0	0	54	.217	3	2	0	0	0
TOTAL	1.50	1-0	7	1	0	0/0	0	12.0	10	2	2	6	10	3	0	0	54	.217	3	2	0	0	0

PAYTON WATERS #47

RHP | R/R | Jr. | 6-1 | 205 | Live Oak, Fla. | Suwannee | St. Johns River State

SOCIAL MEDIA

@waters_payton
@PaytonWaters7

COLLEGE PATH

2023: Freshman - St. Johns River State
2024: Sophomore - St. Johns River State
2025: Junior - UCF

SOPHOMORE (2024, AT ST. JOHNS RIVER STATE)

- Started in all 13 games he appeared in
- Posted a 3.82 ERA and 52 strikeouts in 63.2 innings pitched
- Recorded 11 strikeouts and only allowed one run in 7.2 innings pitched against South Florida State College
- Finished the season with a 7-3 record in 13 starts
- Helped his team win the 2024 FCSAA State Championship
- Made an appearance in the 2024 NJCAA DII World Series
- FCSAA Region 8 Championship Most Outstanding Pitcher
- FCSAA Region 8 All Tournament Team
- FCSAA Region 8 Pitcher Of The Week

FRESHMAN (2023, AT ST. JOHNS RIVER STATE)

- Made 15 appearances, started in five of them
- Posted a 6.07 ERA and 26 strikeouts in 29.2 innings pitched
- Finished the season with a 5-1 record in 15 appearances
- Helped his team win the 2023 FCSAA State Championship
- Made an appearance in the 2023 NJCAA DII World Series

HIGH SCHOOL

- Graduated from Suwannee High School in 2022
- 2022 Gainesville All Area Big School Team
- Helped his team win a regional and district championship in 2022
- Team made a Final Four appearance in 2022
- Played club ball at Five Star under coach Tyler Daughtry (2020). Florida Burn (2021). Covington Lumberjacks under coach Renny Tolentino (2023). Harrisonburg Turks under coach Bob Wease(2024)
- 2024 Valley Baseball League Prospect Game Team
- Pitched a 7 inning complete game shutout for Covington Lumberjacks (2023)
- Member of Interact Club and made the Deans List

PERSONAL

- Birthday is October 11
- Majoring in Communications
- Son of Greg Waters, April Meeks and Travis Meeks
- Rode dirt-bikes as a kid
- Enjoys golfing, playing video games, boating, and spending time with his family
- Favorite professional team is the Atlanta Braves



Career Stats

No previous NCAA DI stats

ANGELO SMITH #42

RHP | R/R | Jr. | 6-0 | 185 | Coral Springs, Fla. | Coral Glades HS |
Indian River State

SOCIAL MEDIA

@Official.angelo42

COLLEGE PATH

2023: Freshman - Indian River State

2024: Sophomore - Indian River State

2025: Junior - UCF

SOPHOMORE (2024, AT INDIAN RIVER STATE COLLEGE)

- Appeared in 17 games, starting in 12 of them
- Posted a 5.70 ERA and 80 strikeouts in 66.1 innings pitched
- Recorded a 6-3 pitching record
- Had a career game against Miami Dade College on April 11, dealing for 6.0 innings, recording six strikeouts and allowing no runs on three hits
- Recorded seven or more strikeouts in six separate appearances
- JUCO Final Four Finalist

FRESHMAN (2023, AT INDIAN RIVER STATE COLLEGE)

- Appeared in 15 games, posting a 6.16 ERA and 48 strikeouts in 38.0 innings pitched
- Recorded a 3-3 pitching record
- Registered a season-high eight strikeouts in 4.0 innings pitched, earning his first collegiate win against Florida Southwestern State College (3/10)

HIGH SCHOOL

- Attended Coral Glades High School
- 2020 PG 16U Florida World Series All-Tournament Team
- 2019 WWBA Sophomore World Championship All-Tournament Team
- 2018 PG 15U Southeast Champion

PERSONAL

- Birthday is April 23
- Son of Andrea Foley and Orlando Smith
- Has two siblings, Carmela Smith and Marcela Foley
- Majoring in Criminal Justice
- Can solve a rubik's cube in under a minute
- Enjoys playing video games
- Favorite food is bacon chicken alfredo
- Favorite professional team is the New York Yankees



Career Stats

No previous NCAA DI stats

MATT PREVESK #43

OF | L/L | Jr. | 6-3 | 200 | Apopka, Fla. | Apopka HS | Florida

CAREER HONORS

- 2024 All-Big 12 Honorable Mention

SOCIAL MEDIA

- 📷 @matthew._.prevesk
- 🐦 @Matt_prevesk

COLLEGE PATH

- 2022: Freshman - Florida
- 2023: Sophomore - Florida
- 2024: Junior- UCF
- 2024: Senior- UCF

Junior (2024)

- 57 GP, 57 GS, .342/.409/.474, 42 R, 35 RBI, 10 HR, 10 2B, 3 3B, 80 H, 21 BB, 2 SB
- Earned All-Big 12 Conference Honorable Mention honors.
- Played in and started 57 games on the season (all in left field).
- Slashed .342/.409/.474 with 18 extra-base hits (5 HR, 10 2B, 3 3B), 35 RBIs and 42 runs scored.
- Had a career year by leading the team with a .342 batting average and 80 hits.
- Tied for the team lead in triples with three and finished third in both doubles (10) and runs scored (42).
- Led the team with 25 multiple hit games and finished second in multiple RBI outings with 12.
- Had a 14-game reached base safely streak and an eight-game hitting streak.
- Went 3-for-4 with a home run, two runs scored and four RBIs in a win over Central Michigan on April 21.
- Finished a home run shy of the cycle by going 3-for-4 with a single, double, triple, and a walk in a win at Jacksonville on March 26.
- Registered 91 putouts, one outfield assist and a .979 fielding percentage on the season.

SOPHOMORE (2023, AT FLORIDA)

- Played in 22 games including seven starts
- Batted .286/.311/.405 in 42 at bats
- Totaled one home run, two doubles, nine RBI and five runs
- Went 1-for-2 with a double and run scored vs. Cincinnati on Feb. 25
- Hit out his first-career home run vs. No. 11 Tennessee on April 7, finishing 2-for-4 with a double and career-high four RBI
- Registered a pinch-hit single in the ninth inning against LSU in the College World Series Finals on June 25
- Posted a 1.000 fielding percentage over 15 chances in the outfield

FRESHMAN (2022, AT FLORIDA)

- Played in 13 games while making four starts as a true freshman
- Batted .200/.381/.333 with one triple, one RBI, one run and one stolen base
- Notched his first-career hit with a single through the left side in the fourth inning against Georgia State on Feb. 26
- Recorded a putout on his lone fielding chance of the campaign

HIGH SCHOOL

- Prepped at Apopka High School in Apopka, Fla.
- Four-year letterwinner at Apopka HS
- Two-time All-State and All-Area honoree
- Three-time All-Conference, All-City and All-Section selection
- As a junior and senior, batted a combined .457/.524/.638 with three home runs, two triples, six doubles, 37 runs, 24 RBI and 23 stolen bases
- Ranked by Perfect Game as the No. 42 player and No. 8 outfielder in Florida in addition to being the No. 296 overall player nationally

PERSONAL

- Graduated from Apopka HS in 2021
- Birthday is Oct. 15
- Son of Skip and Christine Prevesk
- Has two siblings, Katie and Stephen
- His mom, Christine, was a four-year letterwinner in track & field at Kent State
- Graduated from Apopka with a 4.0 GPA
- Favorite pro sports team is the Pittsburgh Steelers
- Plans to major in Communications at UCF

SINGLE-GAME HIGHS [all-time ranking]:

Hits: 3, 8 times
 Doubles: 1, 10 times
 Triples: 1 [t-3rd], at Jacksonville, Mar 26, 2024; at Houston, May 04, 2024; at Baylor, May 17, 2024
 Home runs: 1, 5 times
 Total bases: 6, Central Michigan, Apr 21, 2024; at Jacksonville, Mar 26, 2024
 RBI: 4, Central Michigan, Apr 21, 2024
 Runs scored: 2, 13 times
 Walks: 2, Samford, Feb 23, 2024
 Hit by pitch: 2 [t-9th], Oklahoma State, Mar 16, 2024
 Struck out: 4 [t-3rd], Florida State, Jun 01, 2024
 Sac flies: 1, at Oklahoma, Mar 10, 2024; at Kansas, Mar 23, 2024
 Sac bunts: 1, at Florida, Mar 06, 2024; at Houston, May 04, 2024; vs Oklahoma State, May 23, 2024
 At bats: 6, 4 times
 Stolen bases: 1, Kansas State, Apr 05, 2024; at Kansas, Mar 23, 2024
 Caught stealing: 1 [t-9th], 4 times
 Field chances: 5, at West Virginia, Apr 14, 2024; Texas Tech, Mar 29, 2024; vs Alabama, May 31, 2024
 Putouts: 5, at West Virginia, Apr 14, 2024; Texas Tech, Mar 29, 2024; vs Alabama, May 31, 2024
 Assists: 1, at West Virginia, Apr 12, 2024

Career Stats

Year	avq	gp-gs	ab	r	h	2b	3b	hr	rbi	tb	slg%	bb	hbp	so	qdp	ob%	sf	sh	sb-att	po	a	e	fld%
2022*	.200	13-4	15	1	3	0	1	0	1	5	.333	4	1	7	0	.381	1	0	1-2	1	0	0	1.000
2023*	.286	22-7	42	5	12	2	0	1	9	17	.405	2	0	11	1	.311	1	0	0-0	15	0	0	1.000
2024	.342	57-57	234	42	80	10	3	5	35	111	.474	21	7	53	2	.409	2	3	2-6	91	1	2	.979
TOTAL	.342	57-57	234	42	80	10	3	5	35	111	.474	21	7	53	2	.409	2	3	2-6	91	1	2	.979
All*	.326	92-68	291	48	95	12	4	6	45	133	.457	27	8	71	3	.394	4	3	3-8	107	1	2	.982

* Statistics from prior team/school





ANDREW SUNDEAN #44

C | R/R | Sr. | 6-6 | 230 | Lakeland, Fla. | McKeel Academy of Technology

CAREER HONORS

- 2023 First Team All-AAC | 2022 Second Team All-AAC
- 2022 Freshman All-American (Collegiate Baseball)

SOCIAL MEDIA

@_sundean_
@AndrewSundean

COLLEGE PATH

2022: Freshman - UCF
2023: Sophomore - UCF
2024: Junior - UCF
2025: Senior - UCF

JUNIOR (2024)

- 39 GP, 53 GS, .278/.359/.476, 35 H, 31 RBI, 20 R, 7 2B, 6 HR, 7 BB, 10 HBP
- Played in 39 games with 33 starts (22 at DH, 11 at C)
- Slashed .278/.359/.476 with six home runs, seven doubles, 31 RBIs, and 20 runs scored
- Had eight multiple hit games and eight multiple RBI outings
- Recorded a 12-game reached base safely streak and a six-game hitting streak
- Went 3-for-4 with two doubles, a homer, a walk, four RBIs, and two runs scored in a win over Samford on Feb. 25
- Went a perfect 3-for-3 with a homer, a walk, and three RBIs in a win over FAU on March 19
- Homered in the NCAA Tallahassee Regional finals against No. 8 Florida State and also hit a clutch ninth-inning go-ahead RBI single earlier in the weekend to lead UCF to an 8-7 victory over Alabama
- Threw out four would-be base stealers on the season (.667 SBA %)

SOPHOMORE (2023)

- 52 GP, 52 GS, .340/.428/.626, 69 H, 54 RBI, 32 R, 16 HR, 17 BB, 15 HBP
- Earned First Team All-AAC honors
- Led the team in RBIs with 54
- His 16 home runs tied for 2nd on the team and 6th in single-season homers in program history
- Also finished second on the squad with a .340 average, .626 slugging and .428 on-base clip
- Second on the team in multi-hit games with 21, seven of them with 3 hits
- Went 3-4 with a home run, 4 RBI and 2 runs against No. 21 Florida State (3/14)
- Tied for first on the Knights in multi-RBI games with 15, nine of which were for 3+ RBI
- Named AAC Player of the Week (3/20) and earned AAC Honor Roll three times (4/17, 4/24, 5/21)
- Started all 52 games he appeared in, missing the first 7 games due to injury

FRESHMAN (2022)

- 43 GP, 37 GS, .348/.429/.556, 33 RBI, 5 HR, 47 H, 2 BB, 0 SB
- Tabbed Collegiate Baseball Freshman All-American
- Named Second Team All-AAC
- Achieved a high batting average of .348 as a true freshman
- Had 4 RBIs against Wichita State on 4/23/2022
- Hit two doubles on 5/27/2022 against Memphis

HIGH SCHOOL

- Attended McKeel Academy of Technology in Lakeland, Fla.
- Birthday is Sept. 22

SINGLE-GAME HIGHS [all-time ranking]:

Hits: 3, 13 times
Doubles: 2, at Memphis, Apr 09, 2022; Samford, Feb 25, 2024; Memphis, May 27, 2022
Home runs: 2 [t-5th], at Stetson, Apr 11, 2023
Total bases: 9, at Stetson, Apr 11, 2023
RBI: 4, at Wichita State, Apr 23, 2022; Samford, Feb 25, 2024; Florida State, Mar 14, 2023
Runs scored: 3, Dartmouth, Mar 17, 2023
Walks: 2, Houston, Apr 30, 2023; Troy, Mar 11, 2023; at Florida Atlantic, Mar 28, 2023
Hit by pitch: 3 [t-2nd], at Wichita State, Apr 23, 2022; at South Florida, May 06, 2022
Struck out: 3, at Wichita State, Apr 24, 2022; at Tulane, May 05, 2023
Sac flies: 1, 4 times
Sac bunts: 1, South Florida, Apr 01, 2022; South Florida, Apr 03, 2022; UNC Greensboro, Mar 20, 2022
At bats: 6, Wichita State, May 18, 2023; vs East Carolina, May 26, 2023
Field chances: 20 [t-1st], Wichita State, May 19, 2023
Putouts: 18 [t-3rd], Wichita State, May 19, 2023
Assists: 4, Samford, Mar 27, 2022
Runners CS: 2, Wichita State, May 19, 2023

Career Stats

Year	avg	gp-gs	ab	r	h	2b	3b	hr	rbi	tb	slg%	bb	hbp	so	gdp	ob%	sf	sh	sb-att	po	a	e	fld%
2022	.348	43-37	135	25	47	13	0	5	33	75	.556	2	18	16	1	.429	1	3	0-0	257	24	2	.993
2023	.340	52-52	203	32	69	10	0	16	54	127	.626	17	15	36	7	.428	1	0	0-0	78	4	0	1.000
2024	.278	39-33	126	20	35	7	0	6	31	60	.476	7	10	21	2	.359	2	0	0-0	70	7	0	1.000
TOTAL	.325	134-122	464	77	151	30	0	27	118	262	.565	26	43	73	10	.410	4	3	0-0	405	35	2	.995

LUKE MOTTOLA #45

OF | L/R | Fr. | 6-3 | 195 | Orlando, Fla. | Boone HS

SOCIAL MEDIA

@luke_mottola
@LukeMottola

COLLEGE PATH

2025: Freshman - UCF

HIGH SCHOOL

- Attended Boone High School
- FACA All-Star
- 2022 16U PG Sunshine State Championship All-Tournament Team
- 2022 16U PG National Org Challenge All-Tournament Team
- Multi-sport athlete in football and basketball
- A member of the National Honor Society

PERSONAL

- Birthday is October 11
- Son of Chad and Emily Mottola
- Father, Chad, played baseball for UCF and was selected by the Cincinnati Reds with the fifth overall pick in the 1992 MLB Draft. He made his MLB debut on April 23, 1996 and played for the Reds, Blue Jays, Marlins and Orioles. Chad Mottola is now the hitting coach for the Tampa Bay Rays
- Mother, Emily, was also an All-American volleyball player at UCF
- Majoring in Finance



Career Stats

No previous NCAA DI stats

SPENCER BAUER #46

RHP | R/R | Rsr. | 6-2 | 235 | Manasquan, N.J. | Manasquan HS | Elon

SOCIAL MEDIA

@spencerbauer44
@spencerbauer44

COLLEGE PATH

2020: Freshman - Elon
2021: Sophomore - Elon
2022: Junior - Elon
2023: Senior - Elon
2024: 5th Year - UCF
2025: 6th Year - UCF

REDSHIRT SENIOR (2024)

- Went 3-0 with a career-low 3.48 ERA over 16 appearances and 31.0 innings of work
- Struck out 30 batters and walked just 13 while limiting opposing batters to a .227 batting average
- Went a season-long 4.0 innings and struck out four and surrendered just one hit and one unearned run against Northeastern on March 10
- Recorded seven scoreless outings on the season

SENIOR (2023, AT ELON)

- Went 3-0 with a career-low 3.48 ERA over 16 appearances and 31.0 innings of work
- Struck out 30 batters and walked just 13 while limiting opposing batters to a .227 batting average
- Went a season-long 4.0 innings and struck out four and surrendered just one hit and one unearned run against Northeastern on March 10
- Recorded seven scoreless outings on the season

JUNIOR (2022, AT ELON)

- Logged a 4.05 ERA and a 1.50 WHIP in 6 2/3 innings over five appearances (one start)
- Pitched a scoreless inning of relief in his season debut on April 1 at James Madison
- Went a season-high two innings in his lone start on April 8 at Northeastern
- Struck out five in 3.2 scoreless innings over his last three appearances

SOPHOMORE (2021, AT ELON)

- Went 2-2 with a 5.68 ERA through nine appearances and eight starts
- Allowed 22 runs (20 earned) on 36 hits and 13 walks while striking out 31 in 31.2 innings pitched
- Earned his first win of the season at home against No. 8 East Carolina on March 27 as he limited the Pirates to one run on four hits and a season-high eight strikeouts over 5.0 innings to improve to 1-1 on the season

FRESHMAN (2020, AT ELON)

- Started off the season as the Saturday starter in Elon's weekend rotation
- Went 1-1 with a 4.61 ERA across three starts
- He totaled 17 strikeouts in 13.2 innings and allowed seven runs on nine hits and 11 walks
- Opposing batters hit .200 against him

HIGH SCHOOL

- Prepped at Manasquan High School in Manasquan, N.J. and Christian Brothers Academy in Lincroft, N.J.
- A Two-time Preseason Underclass All-American
- Tabbed second team All-Shore
- Threw a no-hitter in high school
- Helped Christian Brothers Academy win a conference title
- Played club ball for Sportika Gallagher
- Named the Diamond Nation Tournament MVP and was a five-time Perfect Game All-Tournament Team honoree

PERSONAL

- Graduated from Manasquan HS in 2019
- Birthday is Sept. 18
- Son of Tom and Jackie Bauer
- Has three siblings, Shannon, Austin and Ian
- His mom swam at Florida State
- Enjoys playing golf
- Obtained a Graduate Certificate in Public Administration at UCF

SINGLE-GAME HIGHS [all-time ranking]:

Innings pitched: 3.0, Cincinnati, Apr 28, 2024

Walks allowed: 3, at North Florida, Mar 21, 2023

Strikeouts: 4, Texas Tech, Mar 28, 2024; vs Cincinnati, May 21, 2024

Batters faced: 13, North Florida, Apr 16, 2024

Field chances: 1, 8 times

Putouts: 1, 5 times

Assists: 1, Cincinnati, Apr 28, 2024; vs Alabama, May 31, 2024

Runners CS: 1, at Oklahoma, Mar 09, 2024; vs South Florida, May 25, 2023

* Statistics from prior team/school



Career Stats

Year	era	w-l	app	qs	cq	sho	sv	ip	h	r	er	bb	so	2b	3b	hr	bf	bavq	wp	hbp	bk	sfa	sha
2020*	4.61	1-1	3	3	0	0/0	0	13.2	9	7	7	11	17	2	0	1	59	.200	1	2	1	0	1
2021*	5.68	2-2	9	8	0	0/0	0	31.2	36	22	20	13	31	12	1	3	142	.286	3	2	0	0	1
2022*	4.05	0-0	5	1	0	0/0	0	6.2	5	3	3	5	7	3	0	0	28	.227	1	1	0	0	0
2023*	3.48	3-0	16	0	0	0/0	0	31.0	27	17	12	13	30	7	0	5	142	.227	2	6	1	4	0
2024	4.32	2-1	24	0	0	0/1	0	33.1	30	16	16	22	37	8	0	4	154	.246	3	5	0	2	3
TOTAL	4.32	2-1	24	0	0	0/1	0	33.1	30	16	16	22	37	8	0	4	154	.246	3	5	0	2	3
All*	4.49	8-4	57	12	0	0/1	0	116.1	107	65	58	64	122	32	1	13	525	.247	10	16	2	6	5

GRANT SIEGEL #48

RHP | R/R | RJr. | 6-1 | 205 | Fort Lauderdale, Fla. | University School
Tulane | West Virginia

CAREER HONORS

- 2022 Second Team All-AAC

SOCIAL MEDIA

@grant.oam.0

@GrantSiegel16

COLLEGE PATH

2022: Freshman - Tulane

2023: Sophomore - West Virginia

2024: Junior - UCF

2025: RS Junior - UCF

JUNIOR (2024)

- Sat out the 2024 campaign due to NCAA transfer rules

SOPHOMORE (2023, AT WEST VIRGINIA)

- Made 16 appearances on the mound with nine starts
- Went 4-3 with a 5.65 ERA
- Struck out 30 in 43.0 innings
- Picked up WVU's first win of the season against Georgia Southern (Feb. 19)
- Struck out a season-high six against Minnesota (March 12)
- Struck out four and allowed just one hit in 5.0 innings at UNC Greensboro to earn the win (March 19)
- Had a stretch of five straight scoreless relief appearances against Penn State (2x), Pitt, TCU, and Baylor
- Big 12 Commissioner's Honor Roll

FRESHMAN (2022, AT TULANE)

- Played one season at Tulane, where he went 7-1 with a 3.02 ERA
- Appeared in 14 games, including nine starts
- Issued 53 strikeouts with just 13 walks in 59.2 innings
- All-AAC Second Team
- American Athletic Conference Honor Roll

HIGH SCHOOL

- Four-year letterman at University School in Davie, Fla.
- Career 1.40 ERA
- Played in the FACA All-State and HSNB All-Star Games

PERSONAL

- Graduated from University School in 2021
- Birthday is Nov. 19
- Son of Jordan and Brenda Siegel
- Majoring in health and well-being
- Big 12 Commissioner's Honor Roll



Career Stats

Year	era	w-l	app	gs	cq	sho	sv	ip	h	r	er	bb	so	2b	3b	hr	bf	bavg	wp	hbp	bk	sfa	s
2022*	3.02	7-1	14	9	0	0/0	0	59.2	60	26	20	13	53	12	0	4	254	.261	2	6	0	2	
2023*	5.65	4-3	16	9	0	0/0	0	43.0	45	31	27	17	30	11	0	6	195	.273	0	9	1	1	
All*	4.12	11-4	30	18	0	0/0	0	102.2	105	57	47	30	83	23	0	10	449	.266	2	15	1	3	

* Statistics from prior team/school



ALEX RODRIGUEZ #52

OF | L/L | Fr. | 5-9 | 170 | Coral Springs, Fla. | Marjory Stoneman Douglas HS

SOCIAL MEDIA

Instagram: @arod.1329_
Twitter: @13ARod_

COLLEGE PATH

2025: Freshman - UCF

HIGH SCHOOL

- Slashed a .339 batting average, .525 OBP, and .466 SLG
- Awarded MaxPreps Player of the Game - April 24, 2024
- Top 10 - 60yd Dash 2021 National Underclass Showcase
- Maintained a 1.000 fielding percentage for both junior and senior year
- Helped his high school team to four consecutive state championships (2021-2024)
- Also won a trio of national championships (2021-2023, as well as a NHSI Championship)

PERSONAL

- Birthday is Oct. 29
- Son of Catalina and Jose Rodriguez
- Has one sibling, Angel
- His favorite movie is Forrest Gump
- His favorite team is the New York Yankees
- His favorite food is a cheeseburger

Career Stats

No previous NCAA DI stats

ALEX GALVAN #55

RHP | R/R | RSr. | 6-6 | 245 | Brielle, N.J. | Manasquan HS | Louisville

SOCIAL MEDIA

@Alexgalvan1414
@Agalvan1414

COLLEGE PATH

2021: Freshman - Louisville
2022: Sophomore - Louisville
2023: Junior - Louisville
2024: Senior - UCF
2025: RS Senior - UCF

SENIOR (2024)

- 2-0, 4 App, 0 GS, 5.06 ERA, 5.1 IP, 4 H, 3 R, 3 ER, 0 BB, 9 K, .200 B/AVG
- Had the 2024 campaign cut short due to injury.
- Went 2-0 over four appearances and 5.1 innings pitched
- Limited opposing hitters to just a .200 average off of him
- Earned two wins in relief--one in the season opener against Bryant (Feb. 16) and another a week later against Samford (Feb. 24)
- Went a season-long 2.0 innings in a win over Bryant (Feb. 16)
- Struck out a season-high four batters in a win over over Samford (Feb. 24)
- Two of his four outings were scoreless performances

JUNIOR (2023, AT LOUISVILLE)

- Pitched in 15 games out of the bullpen
- Finished 0-1 with a 6.35 ERA
- Tallied nine strikeouts in 11.1 innings
- Struck out two in a perfect ninth against Bucknell on Opening Day
- Threw a scoreless inning against Bellarmine on April 12
- Worked a perfect frame at Indiana on April 18
- Pitched a scoreless inning at Duke on April 22
- Struck out one in a perfect inning against Bellarmine on May 2
- Pitched a scoreless inning against No. 3 Vanderbilt on May 9

SOPHOMORE (2022, AT LOUISVILLE)

- Made 16 relief appearances on the mound
- Finished with a 6.35 ERA in 17 innings, striking out 20
- Made his first appearance with a scoreless ninth against Dartmouth on Feb. 25
- Pitched perfect ninth and 10th innings in the win over North Carolina on April 10
- Struck out two in a perfect inning against Cincinnati on April 12
- Threw a scoreless inning at Florida State on April 16
- Worked a career-long three innings with one run allowed at Wake Forest on May 8

FRESHMAN (2021, AT LOUISVILLE)

- Made six appearances out of the bullpen in his first season
- Did not allow an earned run in 5.0 innings, striking out eight
- Made his collegiate debut on March 23 against Western Kentucky, tossing a scoreless ninth inning with a pair of strikeouts
- Struck out three in one inning of work against Kentucky on April 6, allowing just an unearned run
- Recorded the final five outs, three by strikeout, of the series finale against Florida State on April 11
- Put together a scoreless outing at Virginia on April 16

HIGH SCHOOL

- Prepped at Manasquan High School in Manasquan, N.J.
- Lettered four years in baseball and three in basketball at Manasquan.
- Rated as No. 2 RHP and No. 4 overall in New Jersey by Perfect Game.
- Rated No. 79 RHP nationally by Perfect Game.
- Helped his high school baseball team to a state championship as well as two basketball state titles. Was also a 1,000-career point scorer in hoops.

PERSONAL

- Graduated from Manasquan HS in 2020
- Son of Alberto and Traci Galvan
- Siblings are Marc, Victoria and Nicholas Galvan
- He and all of his siblings are currently or have been former right-handed Division I pitchers. Marc pitched at Manhattan, Victoria at South Carolina and Maryland, and Nicholas at Monmouth
- Enjoys golfing, playing basketball and collecting cards
- Favorite MLB team is the NY Yankees
- Plans to major in General Studies at UCF

SINGLE-GAME HIGHS [all-time ranking]:

Innings pitched: 2.0, Bryant, Feb 16, 2024
Strikeouts: 4, at Miami, Feb 21, 2024
Batters faced: 8, Bryant, Feb 16, 2024
Field chances: 1, Bryant, Feb 16, 2024
Putouts: 1, Bryant, Feb 16, 2024
Runners CS: 1, Bryant, Feb 16, 2024



Career Stats

Year	era	w-l	app	gs	cq	sho	sv	ip	h	r	er	bb	so	2b	3b	hr	bf	bavg	wp	hbp	bk	sfa	sha
2021*	0.00	0-0	6	0	0	0/0	0	5.0	5	1	0	7	8	0	0	0	25	.294	0	1	0	0	0
2022*	6.35	0-0	16	0	0	0/0	0	17.0	19	12	12	6	20	1	2	4	76	.279	0	1	1	1	0
2023*	6.35	0-1	15	0	0	0/0	0	11.1	7	9	8	12	9	2	0	0	52	.175	4	0	0	0	0
2024	5.06	2-0	4	0	0	0/0	0	5.1	4	3	3	0	9	1	0	2	20	.200	1	0	0	0	0
TOTAL	5.06	2-0	4	0	0	0/0	0	5.1	4	3	3	0	9	1	0	2	20	.200	1	0	0	0	0
All*	5.35	2-1	41	0	0	0/0	0	38.2	35	25	23	25	46	4	2	6	173	.241	5	2	1	1	0

* Statistics from prior team/school



2024 STATS & RESULTS

2025 UCF Baseball



BIG 12 CONFERENCE

2024 RESULTS

2024 UCF Baseball Game Results for UCF (as of Jun 02, 2024) (All games)

Date	Opponent	Score	Inns	Overall	Big 12	Pitcher of record	Attend	Time
Feb 16, 2024	BRYANT	w 12-11	9	1-0-0	0-0-0	Galvan, A (W 1-0)	2602	3:04
Feb 21, 2024	at Miami	w 4-3	9	2-0-0	0-0-0	Kramer, K (W 1-0)	2400	3:19
Feb 23, 2024	SAMFORD	w 18-3	7	3-0-0	0-0-0	Vespi, B (W 1-0)	1812	2:25
Feb 24, 2024	SAMFORD	w 9-6	9	4-0-0	0-0-0	Galvan, A (W 2-0)	2487	2:44
Feb 25, 2024	SAMFORD	w 12-2	7	5-0-0	0-0-0	Castellano (W 1-0)	2154	2:10
Feb 27, 2024	at Florida Atlantic	w 11-6	9	6-0-0	0-0-0	Boxrucker, C (W 1-0)	522	2:57
Mar 01, 2024	SOUTH FLORIDA	w 3-2	(10)	7-0-0	0-0-0	Centala, C (W 1-0)	2150	3:10
Mar 02, 2024	SOUTH FLORIDA	L 5-7	9	7-1-0	0-0-0	Victor, N (L 0-1)	2812	3:19
Mar 03, 2024	SOUTH FLORIDA	w 1-0	9	8-1-0	0-0-0	Kramer, K (W 2-0)	1729	2:36
Mar 06, 2024	at #4 Florida	w 9-6	9	9-1-0	0-0-0	Castellano (W 2-0)	5330	2:41
* Mar 09, 2024	at Oklahoma-1	L 3-4	9	9-2-0	0-1-0	Hartley, W (L 0-1)	1569	2:58
* Mar 09, 2024	at Oklahoma-2	L 3-11	9	9-3-0	0-2-0	Nesbitt, T (L 0-1)	1673	3:30
* Mar 10, 2024	at Oklahoma	L 2-14	7	9-4-0	0-3-0	Stagliano, D (L 0-1)	1621	2:57
Mar 13, 2024	STETSON	w 7-1	9	10-4-0	0-3-0	Hartley, W (W 1-1)	2148	2:24
* Mar 15, 2024	OKLAHOMA STATE	w 13-2	9	11-4-0	1-3-0	Vespi, B (W 2-0)	2256	2:36
* Mar 16, 2024	OKLAHOMA STATE	w 4-3	9	12-4-0	2-3-0	Centala, C (W 2-0)	2189	2:50
* Mar 17, 2024	OKLAHOMA STATE	L 10-16	9	12-5-0	2-4-0	Boxrucker, C (L 1-1)	1746	3:48
Mar 19, 2024	FLORIDA ATLANTIC	w 3-2	9	13-5-0	2-4-0	Centala, C (W 3-0)	1811	2:43
* Mar 22, 2024	at Kansas	L 3-13	9	13-6-0	2-5-0	Vespi, B (L 2-1)	654	2:57
* Mar 23, 2024	at Kansas-1	w 6-2	9	14-6-0	3-5-0	Kramer, K (W 3-0)	323	3:08
* Mar 23, 2024	at Kansas-2	w 4-1	9	15-6-0	4-5-0	Hartley, W (W 2-1)	705	2:47
Mar 26, 2024	at Jacksonville	w 6-0	9	16-6-0	4-5-0	Boxrucker, C (W 2-1)	244	2:22
* Mar 28, 2024	TEXAS TECH	w 5-4	9	17-6-0	5-5-0	Kramer, K (W 4-0)	1908	3:14
* Mar 29, 2024	TEXAS TECH	w 2-1	9	18-6-0	6-5-0	Stagliano, D (W 1-1)	2106	2:25
* Mar 30, 2024	TEXAS TECH	L 2-3	9	18-7-0	6-6-0	Hartley, W (L 2-2)	2024	3:00
Apr 02, 2024	at Bethune-Cookman	w 14-1	9	19-7-0	6-6-0	Boxrucker, C (W 3-1)	263	3:11
* Apr 05, 2024	KANSAS STATE	w 7-4	9	20-7-0	7-6-0	Kramer, K (W 5-0)	2109	3:12
* Apr 06, 2024	KANSAS STATE	L 3-4	9	20-8-0	7-7-0	Stagliano, D (L 1-2)	2185	2:55
* Apr 07, 2024	KANSAS STATE	w 6-1	9	21-8-0	8-7-0	Castellano (W 3-0)	1847	2:27
Apr 10, 2024	at Stetson	L 3-5	9	21-9-0	8-7-0	Kramer, K (L 5-1)	1473	2:45
* Apr 12, 2024	at West Virginia	L 6-7	9	21-10-0	8-8-0	Kramer, K (L 5-2)	2259	3:10
* Apr 13, 2024	at West Virginia	L 5-7	9	21-11-0	8-9-0	Stagliano, D (L 1-3)	3913	2:20
* Apr 14, 2024	at West Virginia	L 10-11	(11)	21-12-0	8-10-0	Bauer, S (L 0-1)	3451	4:07
Apr 16, 2024	NORTH FLORIDA	w 10-3	9	22-12-0	8-10-0	Nesbitt, T (W 1-1)	1622	2:56
Apr 19, 2024	CENTRAL MICHIGAN	L 0-2	9	22-13-0	8-10-0	Vespi, B (L 2-2)	1759	2:34
Apr 20, 2024	CENTRAL MICHIGAN	w 17-2	9	23-13-0	8-10-0	Stagliano, D (W 2-3)	1725	2:29
Apr 21, 2024	CENTRAL MICHIGAN	w 23-3	7	24-13-0	8-10-0	Castellano (W 4-0)	2017	2:39
Apr 23, 2024	FGCU	w 10-3	9	25-13-0	8-10-0	Bauer, S (W 1-1)	1542	3:09
* Apr 26, 2024	CINCINNATI	L 4-9	9	25-14-0	8-11-0	Kramer, K (L 5-3)	1812	2:59
* Apr 27, 2024	CINCINNATI	w 5-2	9	26-14-0	9-11-0	Castellano (W 5-0)	2120	2:54
* Apr 28, 2024	CINCINNATI	L 2-8	9	26-15-0	9-12-0	Boxrucker, C (L 3-2)	1763	3:19
Apr 30, 2024	at North Florida	w 6-2	9	27-15-0	9-12-0	Kozera, T (W 1-0)	525	3:03
* May 03, 2024	at Houston	w 4-1	9	28-15-0	10-12-0	Vespi, B (W 3-2)	2094	2:22
* May 04, 2024	at Houston	w 6-4	9	29-15-0	11-12-0	Kramer, K (W 6-3)	1958	2:49
May 07, 2024	NORTH FLORIDA	w 7-4	9	30-15-0	11-12-0	Kramer, K (W 7-3)	1486	2:52
* May 10, 2024	#18 TEXAS	L 3-6	9	30-16-0	11-13-0	Vespi, B (L 3-3)	1989	3:05
* May 11, 2024	#18 TEXAS	w 5-4	9	31-16-0	12-13-0	Stagliano, D (W 3-3)	2141	2:33
* May 12, 2024	#18 TEXAS	L 7-10	9	31-17-0	12-14-0	Victor, N (L 0-2)	1605	3:44
* May 17, 2024	at Baylor-1	w 6-4	9	32-17-0	13-14-0	Vespi, B (W 4-3)	-	2:43
* May 17, 2024	at Baylor-2	L 2-4	9	32-18-0	13-15-0	Stagliano, D (L 3-4)	1676	2:28
* May 18, 2024	at Baylor	w 10-8	9	33-18-0	14-15-0	Hartley, W (W 3-2)	1613	3:17
May 21, 2024	vs Cincinnati	w 6-5	(11)	34-18-0	14-15-0	Bauer, S (W 2-1)	0	4:05
May 23, 2024	vs #17 Oklahoma State	w 7-6	(10)	35-18-0	14-15-0	Castellano (W 6-0)	6791	3:43
May 24, 2024	vs #17 Oklahoma State	L 1-10	9	35-19-0	14-15-0	Hartley, W (L 3-3)	8540	2:48
May 31, 2024	vs Alabama	w 8-7	9	36-19-0	14-15-0	Sosnowski, K (W 1-0)	4152	3:17
Jun 01, 2024	at #8 Florida State	L 2-5	9	36-20-0	14-15-0	Vespi, B (L 4-4)	5246	3:10
Jun 02, 2024	vs Stetson	w 5-2	9	37-20-0	14-15-0	Castellano (W 7-0)	4003	2:31
Jun 02, 2024	at #8 Florida State	L 4-12	9	37-21-0	14-15-0	Victor, N (L 0-3)	4772	3:26

() extra inning game

2024 OVERALL STATS

2024 UCF Baseball Overall Statistics for UCF (as of Jun 02, 2024) (All games Sorted by Batting avg)

Record: 37-21 Home: 21-9 Away: 12-11 Neutral: 4-1 Big 12: 14-15

Player	avg	gp-gs	ab	r	h	2b	3b	hr	rbi	tb	slg%	bb	hp	so	gdp	ob%	sf	sh	sb-att	po	a	e	fld%
43 Prevesk, Matt	.342	57-57	234	42	80	10	3	5	35	111	.474	21	7	53	2	.409	2	3	2-6	91	1	2	.979
13 Zyska, Jack	.319	58-58	216	44	69	15	1	12	52	122	.565	35	7	50	5	.420	6	0	5-8	121	3	1	.992
24 Calise, Braden	.312	48-40	154	28	48	7	0	2	19	61	.396	15	2	28	1	.378	1	2	4-6	40	84	5	.961
26 Brait, Andrew	.275	57-57	204	42	56	5	0	2	23	67	.328	37	11	40	2	.409	2	10	10-11	54	115	8	.955
25 Neri, Danny	.273	46-41	132	28	36	4	1	7	26	63	.477	25	7	34	0	.412	1	5	0-0	306	35	2	.994
3 Boedicker, Lex	.266	58-58	241	44	64	12	2	6	43	98	.407	26	5	53	3	.345	3	0	10-13	451	32	5	.990
11 Williamson, Andrew	.258	50-42	151	28	39	6	1	5	25	62	.411	15	3	31	4	.333	2	5	1-1	99	2	0	1.000
5 Kluska, Mikey	.238	57-57	185	29	44	5	3	2	28	61	.330	16	6	53	1	.316	2	10	5-7	58	138	16	.925

45 Cedarburg, Matt	.317	33-18	82	13	26	3	0	5	12	44	.537	9	0	18	1	.385	0	1	1-1	5	0	0	1.000
44 Sundean, Andrew	.278	39-33	126	20	35	7	0	6	31	60	.476	7	10	21	2	.359	2	0	0-0	70	7	0	1.000
1 Nessler, AJ	.276	36-19	76	17	21	5	1	1	12	31	.408	11	1	11	2	.375	0	4	0-1	19	0	1	.950
6 Estrella, Andrew	.244	38-22	82	17	20	6	0	7	26	47	.573	6	2	32	1	.311	0	2	0-0	35	40	4	.949
29 Calabro, Anthony	.217	31-10	46	9	10	2	0	2	9	18	.391	4	1	18	1	.294	0	0	1-1	28	1	1	.967
28 King, Dylan	.213	23-10	47	7	10	4	0	0	1	14	.298	7	0	15	0	.315	0	0	0-0	115	6	1	.992
42 Suarez, Keano	.167	10-0	6	3	1	0	0	0	1	1	.167	0	0	2	0	.167	0	0	1-1	0	0	0	.000
7 Robinson, Corey	.000	4-0	1	0	0	0	0	0	0	0	.000	0	0	1	0	.000	0	0	0-0	1	0	0	1.000
Totals	.282	58	1983	371	559	91	12	62	343	860	.434	234	62	460	25	.372	21	42	40-56	1529	519	51	.976
Opponents	.231	58	1900	289	438	96	13	54	270	722	.380	216	50	509	28	.321	26	16	60-75	1499	540	75	.965

LOB - Team (473), Opp (391). DPs turned - Team (39), Opp (35). CI - Team (1), Neri, D 1, Opp (1). IBB - Team (7), Zyska, J 2, Neri, D 2, Sundean, A 1, Boedicker, L 1, Williamson 1, Opp (8). Picked off - Prevesk, M 2, Brait, A 1, Nessler, A 1, Cedarburg, M 1, Kluska, M 1, Boedicker, L 1, Zyska, J 1.

(All games Sorted by Earned run avg)

Player	era	w-l	app	gs	cg	sho	sv	ip	h	r	er	bb	so	2b	3b	hr	b/avg	wp	hp	bk	sfa	sha
31 Castellano, Dominic	2.83	7-0	22	1	0	0/0	3	60.1	34	21	19	25	68	5	0	5	.164	8	5	1	2	1
16 Stagliano, Dom	4.10	3-4	16	14	0	0/1	0	74.2	54	36	34	22	66	12	2	12	.199	6	6	0	3	3
37 Vespi, Ben	4.62	4-4	16	16	0	0/0	0	78.0	83	45	40	27	75	17	2	7	.267	2	5	1	3	4

35 Vieira, Nick	0.00	0-0	3	0	0	0/0	0	2.0	1	0	0	0	2	0	0	0	.200	0	0	0	1	0
40 Kozera, Tyler	1.50	1-0	7	1	0	0/0	0	12.0	10	2	2	6	10	3	0	0	.217	3	2	0	0	0
30 Kramer, Kyle	2.95	7-3	34	0	0	0/1	2	42.2	33	21	14	13	42	9	2	1	.221	2	5	0	4	1
34 Sosnowski, Kris	3.38	1-0	24	0	0	0/0	6	37.1	34	16	14	9	40	4	1	1	.239	3	1	0	2	1
23 Bauer, Spencer	4.32	2-1	24	0	0	0/1	0	33.1	30	16	16	22	37	8	0	4	.246	3	5	0	2	3
55 Galvan, Alex	5.06	2-0	4	0	0	0/0	0	5.1	4	3	3	0	9	1	0	2	.200	1	0	0	0	0
17 Hartley, Wiley	5.31	3-3	14	10	0	0/0	0	39.0	33	24	23	15	38	7	2	7	.223	3	4	0	2	1
14 Nesbitt, Tyler	5.40	1-1	10	6	0	0/0	0	26.2	24	16	16	19	18	7	2	1	.238	3	3	0	1	0
21 Victor, Najer	5.55	0-3	20	0	0	0/0	0	24.1	15	18	15	13	30	2	0	5	.179	3	3	1	4	0
4 Boxrucker, Cade	6.17	3-2	12	10	0	0/1	0	35.0	37	25	24	15	30	10	1	3	.266	2	6	0	0	0
8 Centala, Chase	6.96	3-0	21	0	0	0/1	7	32.1	37	29	25	23	37	9	0	3	.291	2	2	1	1	1
19 Fernald, Josh	7.71	0-0	4	0	0	0/0	0	4.2	7	12	4	4	6	1	1	2	.318	0	1	0	1	0
10 Crain, Cameron	10.80	0-0	4	0	0	0/0	0	1.2	1	3	2	3	1	1	0	0	.250	1	0	0	0	1
41 Wimpelberg, Joey	54.00	0-0	1	0	0	0/0	0	0.1	1	2	2	0	0	0	0	1	1.000	1	2	0	0	0
Totals	4.43	37-21	58	58	0	2/2	18	509.2	438	289	251	216	509	96	13	54	.231	43	50	4	26	16
Opponents	5.64	21-37	58	58	3	1/0	11	499.2	559	371	313	234	460	91	12	62	.282	57	62	4	21	42

PB - Team (5), Neri, D 4, Sundean, A 1, Opp (5). Pickoffs - Team (8), Hartley, W 2, Boxrucker, C 1, Stagliano, D 1, Sosnowski, K 1, Bauer, S 1, Castellano 1, Vespi, B 1, Opp (8). SBA/ATT - Neri, D (43-50), Vespi, B (14-15), Sundean, A (8-12), King, D (9-12), Stagliano, D (10-11), Sosnowski, K (6-7), Nesbitt, T (6-6), Centala, C (3-6), Bauer, S (4-6), Kramer, K (3-5), Boxrucker, C (3-4), Hartley, W (3-4), Crain, C (2-3), Castellano (2-3), Victor, N (2-2), Vieira, N (1-1), Kozera, T (1-1), Galvan, A (0-1).

2024 CONFERENCE-ONLY STATS

2024 UCF Baseball Conference statistics for UCF (as of May 18, 2024) (Big 12 games only Sorted by Batting avg)

Record: 14-15 Home: 8-7 Away: 6-8 Big 12: 14-15

Player	avg	gp-gs	ab	r	h	2b	3b	hr	rbi	tb	slg%	bb	hp	so	gdp	ob%	sf	sh	sb-att	po	a	e	fld%
43 Prevesk, Matt	.308	29-29	120	21	37	4	2	2	14	51	.425	9	3	29	2	.366	2	1	2-4	51	1	1	.981
24 Calise, Braden	.298	27-24	84	16	25	4	0	0	11	29	.345	10	1	19	1	.379	0	2	3-5	22	50	2	.973
3 Boedicker, Lex	.289	29-29	121	20	35	5	1	3	22	51	.421	9	3	27	2	.348	2	0	4-6	222	20	3	.988
25 Neri, Danny	.279	22-19	61	8	17	2	1	2	14	27	.443	15	1	14	0	.429	0	2	0-0	136	14	1	.993
13 Zyska, Jack	.259	29-29	112	18	29	5	0	6	22	52	.464	11	4	27	3	.338	3	0	4-6	67	3	0	1.000
11 Williamson, Andrew	.258	23-19	66	8	17	2	0	3	14	28	.424	6	1	17	2	.324	1	4	0-0	43	1	0	1.000
26 Brait, Andrew	.242	28-28	95	17	23	0	0	0	6	23	.242	18	6	24	0	.395	0	5	4-4	29	58	6	.935
5 Kluska, Mikey	.169	29-29	89	9	15	2	0	0	10	17	.191	7	2	28	0	.245	0	6	1-2	37	66	10	.912

42 Suarez, Keano	.500	5-0	2	2	1	0	0	0	1	1	.500	0	0	0	0	.500	0	0	1-1	0	0	0	.000
45 Cedarburg, Matt	.422	15-11	45	7	19	2	0	3	6	30	.667	6	0	7	1	.490	0	0	1-1	3	0	0	1.000
28 King, Dylan	.276	13-7	29	3	8	4	0	0	1	12	.414	4	0	8	0	.364	0	0	0-0	67	4	0	1.000
44 Sundean, Andrew	.226	18-17	62	7	14	1	0	3	9	24	.387	3	4	11	1	.304	0	0	0-0	37	4	0	1.000
29 Calabro, Anthony	.154	14-6	26	5	4	1	0	1	2	8	.308	3	0	8	1	.241	0	0	1-1	12	1	1	.929
1 Nessler, AJ	.152	17-7	33	3	5	1	0	0	2	6	.182	3	0	6	2	.222	0	2	0-0	4	0	0	1.000
6 Estrella, Andrew	.120	18-7	25	4	3	0	0	2	3	9	.360	3	0	18	1	.214	0	1	0-0	10	16	0	1.000
Totals	.260	29	970	148	252	33	4	25	137	368	.379	107	25	243	16	.346	8	23	21-30	761	267	29	.973
Opponents	.253	29	966	168	244	52	9	30	158	404	.418	114	24	245	14	.341	16	10	35-43	763	278	35	.967

LOB - Team (223), Opp (201). DPs turned - Team (20), Opp (21). CI - Team (0), Opp (1). IBB - Team (3), Neri, D 2, Zyska, J 1, Opp (5). Picked off - Prevesk, M 2, Nessler, A 1, Brait, A 1, Cedarburg, M 1, Kluska, M 1.

(Big 12 games only Sorted by Earned run avg)

Player	era	w-l	app	gs	cg	sho	sv	ip	h	r	er	bb	so	2b	3b	hr	b/avg	wp	hp	bk	sfa	sha
31 Castellano, Dominic	3.41	2-0	11	0	0	0/0	3	34.1	20	14	13	15	39	3	0	4	.167	5	4	1	0	1
37 Vespi, Ben	4.24	3-2	10	10	0	0/0	0	51.0	52	29	24	17	48	7	2	5	.257	1	4	1	1	2
16 Stagliano, Dom	4.53	2-4	10	10	0	0/0	0	49.2	37	27	25	14	40	8	2	6	.207	5	3	0	3	3

55 Galvan, Alex	0.00	0-0	1	0	0	0/0	0	0.1	0	0	0	0	0	0	0	0	.000	0	0	0	0	0
34 Sosnowski, Kris	2.33	0-0	13	0	0	0/0	3	19.1	19	6	5	4	22	3	1	0	.257	0	1	0	2	0
30 Kramer, Kyle	2.74	4-2	17	0	0	0/0	0	23.0	17	12	7	7	17	6	1	1	.224	0	2	0	4	1
40 Kozera, Tyler	4.50	0-0	2	0	0	0/0	0	2.0	5	1	1	1	1	2	0	0	.455	1	0	0	0	0
23 Bauer, Spencer	4.58	0-1	12	0	0	0/0	0	17.2	13	9	9	16	21	4	0	2	.213	2	3	0	2	2
17 Hartley, Wiley	5.74	2-2	6	5	0	0/0	0	15.2	16	11	10	7	11	3	0	3	.254	1	3	0	0	0
14 Nesbitt, Tyler	6.75	0-1	4	1	0	0/0	0	5.1	5	4	4	5	1	1	1	0	.238	1	0	0	0	0
19 Fernald, Josh	9.00	0-0	3	0	0	0/0	0	4.0	5	8	4	4	5	1	1	1	.294	0	0	0	1	0
8 Centala, Chase	9.47	1-0	10	0	0	0/0	3	19.0	29	21	20	14	26	7	0	2	.349	1	1	0	1	1
10 Crain, Cameron	13.50	0-0	2	0	0	0/0	0	0.2	1	1	1	0	0	1	0	0	.500	0	0	0	0	0
21 Victor, Najer	15.19	0-1	5	0	0	0/0	0	5.1	8	9	9	5	6	2	0	3	.364	2	0	1	2	0
4 Boxrucker, Cade	21.00	0-2	4	3	0	0/0	0	6.0	16	14	14	5	8	4	1	2	.485	0	1	0	0	0
41 Wimpelberg, Joey	54.00	0-0	1	0	0	0/0	0	0.1	1	2	2	0	0	0	0	1	1.000	1	2	0	0	0
Totals	5.18	14-15	29	29	0	0/0	9	253.2	244	168	146	114	245	52	9	30	.253	20	24	3	16	10
Opponents	4.35	15-14	29	29	1	0/0	8	254.1	252	148	123	107	243	33	4	25	.260	24	25	1	8	23

PB - Team (2), Neri, D 1, Sundean, A 1, Opp (1). Pickoffs - Team (3), Sosnowski, K 1, Vespi, B 1, Stagliano, D 1, Opp (6). SBA/ATT - Neri, D (22-25), Vespi, B (11-12), King, D (9-11), Sundean, A (4-7), Stagliano, D (5-6), Bauer, S (4-5), Sosnowski, K (4-5), Centala, C (3-4), Hartley, W (3-3), Boxrucker, C (1-2), Kozera, T (1-1), Crain, C (0-1), Victor, N (1-1), Kramer, K (0-1), Nesbitt, T (1-1), Castellano (1-1).

2024 HITTING LEADERS

2024 UCF Baseball Batting Leaders for UCF (as of Jun 02, 2024) (All games)

Hitting minimums - 75% of Games 2.0 TPA/Game
Pitching minimums - 1 Games 1.0 IP/Game

Batting avg 1. 43 Prevesk, Matt .342 2. 13 Zyska, Jack .319 3. 24 Calise, Braden .312 4. 26 Brait, Andrew .275 5. 25 Neri, Danny .273	Slugging pct 1. 13 Zyska, Jack .565 2. 25 Neri, Danny .477 3. 43 Prevesk, Matt .474 4. 11 Williamson, Andrew .411 5. 3 Boedicker, Lex .407	On base pct 1. 13 Zyska, Jack .420 2. 25 Neri, Danny .412 3. 26 Brait, Andrew .409 4. 43 Prevesk, Matt .409 5. 24 Calise, Braden .378
Runs scored 1. 13 Zyska, Jack 44 3 Boedicker, Lex 44 3. 43 Prevesk, Matt 42 26 Brait, Andrew 42 5. 5 Kluska, Mikey 29	Hits 1. 43 Prevesk, Matt 80 2. 13 Zyska, Jack 69 3. 3 Boedicker, Lex 64 4. 26 Brait, Andrew 56 5. 24 Calise, Braden 48	Runs batted in 1. 13 Zyska, Jack 52 2. 3 Boedicker, Lex 43 3. 43 Prevesk, Matt 35 4. 44 Sundean, Andrew 31 5. 5 Kluska, Mikey 28
Doubles 1. 13 Zyska, Jack 15 2. 3 Boedicker, Lex 12 3. 43 Prevesk, Matt 10 4. 44 Sundean, Andrew 7 24 Calise, Braden 7	Triples 1. 43 Prevesk, Matt 3 5 Kluska, Mikey 3 3. 3 Boedicker, Lex 2 4. 4 tied at..... 1	Home runs 1. 13 Zyska, Jack 12 2. 25 Neri, Danny 7 6 Estrella, Andrew 7 4. 44 Sundean, Andrew 6 3 Boedicker, Lex 6
Total bases 1. 13 Zyska, Jack 122 2. 43 Prevesk, Matt 111 3. 3 Boedicker, Lex 98 4. 26 Brait, Andrew 67 5. 25 Neri, Danny 63	Walks 1. 26 Brait, Andrew 37 2. 13 Zyska, Jack 35 3. 3 Boedicker, Lex 26 4. 25 Neri, Danny 25 5. 43 Prevesk, Matt 21	Hit by pitch 1. 26 Brait, Andrew 11 2. 44 Sundean, Andrew 10 3. 43 Prevesk, Matt 7 25 Neri, Danny 7 13 Zyska, Jack 7
Sac bunts 1. 26 Brait, Andrew 10 5 Kluska, Mikey 10 3. 11 Williamson, Andrew 5 25 Neri, Danny 5 5. 1 Nessler, AJ 4	Sac flies 1. 13 Zyska, Jack 6 2. 3 Boedicker, Lex 3 3. 5 tied at..... 2	Stolen bases 1. 26 Brait, Andrew 10 3 Boedicker, Lex 10 3. 5 Kluska, Mikey 5 13 Zyska, Jack 5 5. 24 Calise, Braden 4
Caught stealing 1. 43 Prevesk, Matt 4 2. 13 Zyska, Jack 3 3 Boedicker, Lex 3 4. 24 Calise, Braden 2 5 Kluska, Mikey 2	Steal attempts 1. 3 Boedicker, Lex 13 2. 26 Brait, Andrew 11 3. 13 Zyska, Jack 8 4. 5 Kluska, Mikey 7 5. 2 tied at..... 6	Stolen base pct 1. 11 Williamson, Andrew 1.000 2. 26 Brait, Andrew .909 3. 3 Boedicker, Lex .769 4. 5 Kluska, Mikey .714 5. 24 Calise, Braden .667
Strikeouts 1. 5 Kluska, Mikey 53 43 Prevesk, Matt 53 3 Boedicker, Lex 53 4. 13 Zyska, Jack 50 5. 26 Brait, Andrew 40	Grounded into DP 1. 13 Zyska, Jack 5 2. 11 Williamson, Andrew 4 3. 3 Boedicker, Lex 3 4. 4 tied at..... 2	Total plate appearances 1. 3 Boedicker, Lex 275 2. 43 Prevesk, Matt 267 3. 13 Zyska, Jack 265 4. 26 Brait, Andrew 264 5. 5 Kluska, Mikey 219
At bats 1. 3 Boedicker, Lex 241 2. 43 Prevesk, Matt 234 3. 13 Zyska, Jack 216 4. 26 Brait, Andrew 204 5. 5 Kluska, Mikey 185	Games played 1. 3 Boedicker, Lex 58 13 Zyska, Jack 58 3. 5 Kluska, Mikey 57 26 Brait, Andrew 57 43 Prevesk, Matt 57	Game starts 1. 13 Zyska, Jack 58 3 Boedicker, Lex 58 3. 5 Kluska, Mikey 57 26 Brait, Andrew 57 43 Prevesk, Matt 57
Games as sub 1. 29 Calabro, Anthony 21 2. 1 Nessler, AJ 17 3. 6 Estrella, Andrew 16 4. 45 Cedarburg, Matt 15 5. 28 King, Dylan 13		

2024 PITCHING LEADERS

2024 UCF Baseball Pitching Leaders for UCF (as of Jun 02, 2024) (All games)

Hitting minimums - 75% of Games 2.0 TPA/Game
Pitching minimums - 1 Games 1.0 IP/Game

Earned run avg

1. 31 Castellano, Dominic	2.83
2. 16 Stagliano, Dom	4.10
3. 37 Vespi, Ben	4.62

Opposing bat avg

1. 31 Castellano, Dominic	.164
2. 16 Stagliano, Dom	.199
3. 37 Vespi, Ben	.267

Won-loss pct

1. 31 Castellano, Dominic	1.000
2. 37 Vespi, Ben	.500
3. 16 Stagliano, Dom	.429

Wins

1. 31 Castellano, Dominic	7
30 Kramer, Kyle	7
3. 37 Vespi, Ben	4
4. 4 tied at.....	3

Losses

1. 37 Vespi, Ben	4
16 Stagliano, Dom	4
3. 17 Hartley, Wiley	3
30 Kramer, Kyle	3
21 Victor, Najer	3

Saves

1. 8 Centala, Chase	7
2. 34 Sosnowski, Kris	6
3. 31 Castellano, Dominic	3
4. 30 Kramer, Kyle	2

Innings pitched

1. 37 Vespi, Ben	78.0
2. 16 Stagliano, Dom	74.2
3. 31 Castellano, Dominic	60.1

Batters struck out

1. 37 Vespi, Ben	75
2. 31 Castellano, Dominic	68
3. 16 Stagliano, Dom	66
4. 30 Kramer, Kyle	42
5. 34 Sosnowski, Kris	40

Appearances

1. 30 Kramer, Kyle	34
2. 34 Sosnowski, Kris	24
23 Bauer, Spencer	24
4. 31 Castellano, Dominic	22
5. 8 Centala, Chase	21

Games started

1. 37 Vespi, Ben	16
2. 16 Stagliano, Dom	14
3. 17 Hartley, Wiley	10
4 Boxrucker, Cade	10
5. 14 Nesbitt, Tyler	6

Games finished

1. 8 Centala, Chase	12
34 Sosnowski, Kris	12
3. 30 Kramer, Kyle	8
4. 21 Victor, Najer	6
31 Castellano, Dominic	6

Games in relief

1. 30 Kramer, Kyle	34
2. 34 Sosnowski, Kris	24
23 Bauer, Spencer	24
4. 31 Castellano, Dominic	21
8 Centala, Chase	21

Wild pitches

1. 31 Castellano, Dominic	8
2. 16 Stagliano, Dom	6
3. 6 tied at.....	3

Balks

1. 31 Castellano, Dominic	1
37 Vespi, Ben	1
21 Victor, Najer	1
8 Centala, Chase	1

Hit batters

1. 16 Stagliano, Dom	6
4 Boxrucker, Cade	6
3. 4 tied at....	5

Intentional BB allowed

1. 23 Bauer, Spencer	2
8 Centala, Chase	2
3. 4 tied at.....	1

Runners picked off

1. 17 Hartley, Wiley	2
2. 6 tied at.....	1

Batters SO out looking

1. 31 Castellano, Dominic	27
2. 37 Vespi, Ben	25
3. 16 Stagliano, Dom	15
4. 4 Boxrucker, Cade	13
17 Hartley, Wiley	13

Sac bunts allowed

1. 37 Vespi, Ben	4
2. 23 Bauer, Spencer	3
16 Stagliano, Dom	3
4. 6 tied at.....	1

Sac flies allowed

1. 30 Kramer, Kyle	4
21 Victor, Najer	4
3. 37 Vespi, Ben	3
16 Stagliano, Dom	3
5. 4 tied at.....	2

Hits allowed

1. 31 Castellano, Dominic	34
2. 16 Stagliano, Dom	54
3. 37 Vespi, Ben	83

Runs allowed

1. 31 Castellano, Dominic	21
2. 16 Stagliano, Dom	36
3. 37 Vespi, Ben	45

Earned runs allowed

1. 31 Castellano, Dominic	19
2. 16 Stagliano, Dom	34
3. 37 Vespi, Ben	40

Walks allowed

1. 16 Stagliano, Dom	22
2. 31 Castellano, Dominic	25
3. 37 Vespi, Ben	27

Doubles allowed

1. 31 Castellano, Dominic	5
2. 16 Stagliano, Dom	12
3. 37 Vespi, Ben	17

Triples allowed

1. 31 Castellano, Dominic	0
2. 16 Stagliano, Dom	2
37 Vespi, Ben	2

Home runs allowed

1. 31 Castellano, Dominic	5
2. 37 Vespi, Ben	7
3. 16 Stagliano, Dom	12

2024 FIELDING LEADERS

2024 UCF Baseball Fielding Leaders for UCF (as of Jun 02, 2024) (All games)

Hitting minimums - 75% of Games
Pitching minimums - 1 Games 1.0 IP/Game

Fielding pct		Chances		Putouts	
1. 11 Williamson, Andrew	1.000	1. 3 Boedicker, Lex	488	1. 3 Boedicker, Lex	451
2. 25 Neri, Danny	.994	2. 25 Neri, Danny	343	2. 25 Neri, Danny	306
3. 13 Zyska, Jack	.992	3. 5 Kluska, Mikey	212	3. 13 Zyska, Jack	121
4. 3 Boedicker, Lex	.990	4. 26 Brait, Andrew	177	4. 28 King, Dylan	115
5. 43 Prevesk, Matt	.979	5. 24 Calise, Braden	129	5. 11 Williamson, Andrew	99
Assists		Errors		Fielding double plays	
1. 5 Kluska, Mikey	138	1. 5 Kluska, Mikey	16	1. 3 Boedicker, Lex	35
2. 26 Brait, Andrew	115	2. 26 Brait, Andrew	8	2. 5 Kluska, Mikey	21
3. 24 Calise, Braden	84	3. 3 Boedicker, Lex	5	3. 26 Brait, Andrew	15
4. 6 Estrella, Andrew	40	4. 24 Calise, Braden	5	4. 24 Calise, Braden	12
5. 25 Neri, Danny	35	5. 6 Estrella, Andrew	4	5. 6 Estrella, Andrew	7
Stolen bases against		Caught stealing by		Steal attempts against	
1. 25 Neri, Danny	43	1. 25 Neri, Danny	7	1. 25 Neri, Danny	50
2. 37 Vespi, Ben	14	2. 44 Sundean, Andrew	4	2. 37 Vespi, Ben	15
3. 16 Stagliano, Dom	10	3. 28 King, Dylan	3	3. 44 Sundean, Andrew	12
4. 28 King, Dylan	9	8 Centala, Chase	3	28 King, Dylan	12
5. 44 Sundean, Andrew	8	5. 2 tied at.....	2	5. 16 Stagliano, Dom	11
Passed balls		Catchers interference			
1. 25 Neri, Danny	4	1. 25 Neri, Danny	1		
2. 44 Sundean, Andrew	1				

2024 GAMES SUMMARY

2024 UCF Baseball Games Summary for UCF (as of Dec 13, 2024) (All games)

Score by innings	1	2	3	4	5	6	7	8	9	EX	Total
UCF	42	40	41	47	59	45	48	33	13	3	371
Opponents	33	27	30	41	33	39	41	23	21	1	289
Record when ...											
Overall	37-21				After 6 leading				28-4		
Conference	14-15			 trailing				5-16		
Non-Conference	23-6			 tied				4-1		
Home games	21-9				After 7 leading				27-1		
Away games	12-11			 trailing				3-17		
Neutral site	4-1			 tied				4-2		
Day games	11-10				After 8 leading				29-1		
Night games	26-11			 trailing				2-19		
vs Left starter	9-6			 tied				3-0		
vs Right starter	28-15										
1-Run games	12-5				Hit 0 home runs				12-8		
2-Run games	3-5				... 1 home run				17-9		
5+Run games	12-8				... 2+ home runs				8-4		
Extra innings	3-1										
Shutouts	2-1				Opponent 0 home runs				19-6		
				 1 home run				10-8		
Scoring 0-2 runs	2-7			 2+ HRs				8-7		
..... 3-5 runs	10-10										
..... 6-9 runs	14-2				Made 0 errors				18-8		
..... 10+ runs	11-2			 1 error				12-7		
				 2+ errors				7-6		
Opponent 0-2 runs	17-1										
..... 3-5 runs	13-6				Opp. made 0 errors				13-6		
..... 6-9 runs	6-6			 1 error				10-10		
..... 10+ runs	1-8			 2+ errors				14-5		
Scored in 1st inning	15-4				Out-hit opponent				30-4		
Opp. scored in 1st	9-9				Out-hit by opponent				3-14		
Scores first	25-6				Hits are tied				4-3		
Opp. scores first	12-15										

Record when team scores:

Runs	0	1	2	3	4	5	6	7	8	9	10+
W-L	0-1	1-1	1-5	2-6	4-2	4-2	7-1	4-1	1-0	2-0	11-2

Record when opponent scores:

Runs	0	1	2	3	4	5	6	7	8	9	10+
W-L	2-0	6-0	9-1	6-1	6-3	1-2	4-1	1-3	1-1	0-1	1-8

Record when leading after:

Inn.	1	2	3	4	5	6	7	8
W-L	13-4	23-3	24-5	24-5	28-5	28-4	27-1	29-1

Record when trailing after:

Inn.	1	2	3	4	5	6	7	8
W-L	5-8	2-11	5-13	6-13	6-13	5-16	3-17	2-19

Record when tied after:

Inn.	1	2	3	4	5	6	7	8
W-L	19-9	12-7	8-3	7-3	3-3	4-1	4-2	3-0

Current losing streak: 1

Longest winning streak: 7

Longest losing streak: 4

Home attendance : 59656 (30 dates avg = 1988)

Away attendance : 67770 (27 dates avg = 2510)

Total attendance: 127426 (57 dates avg = 2235)

2024 MISC STATS

2024 UCF Baseball Miscellaneous Stats for UCF (as of Dec 13, 2024) (All games)

Multiple Hit Games	2	3	4	5+	Total
43 Prevesk, Matt	17	8	-	-	25
13 Zyska, Jack	17	4	-	-	21
26 Brait, Andrew	11	4	-	-	15
3 Boedicker, Lex	6	7	2	-	15
24 Calise, Braden	7	4	1	-	12
5 Kluska, Mikey	9	-	-	-	9
11 Williamson, Andrew	8	1	-	-	9
44 Sundean, Andrew	5	3	-	-	8
45 Cedarburg, Matt	7	1	-	-	8
25 Neri, Danny	5	-	1	-	6
1 Nessler, AJ	4	1	-	-	5
6 Estrella, Andrew	4	1	-	-	5
29 Calabro, Anthony	3	-	-	-	3
28 King, Dylan	1	1	-	-	2
TEAM	104	35	4	0	143

Multiple RBI Games	2	3	4	5+	Total
13 Zyska, Jack	12	3	1	-	16
43 Prevesk, Matt	9	2	1	-	12
3 Boedicker, Lex	5	3	-	2	10
44 Sundean, Andrew	3	4	1	-	8
5 Kluska, Mikey	1	6	-	-	7
11 Williamson, Andrew	3	2	1	-	6
26 Brait, Andrew	5	-	-	1	6
25 Neri, Danny	4	1	1	-	6
45 Cedarburg, Matt	5	-	-	-	5
6 Estrella, Andrew	-	3	1	1	5
1 Nessler, AJ	2	1	-	-	3
24 Calise, Braden	1	1	1	-	3
29 Calabro, Anthony	-	-	1	-	1
TEAM	50	26	8	4	88

Hitting Streaks	Longest	Current
45 Cedarburg, Matt	11	-
24 Calise, Braden	9	-
13 Zyska, Jack	8	4
1 Nessler, AJ	8	-
43 Prevesk, Matt	8	1
6 Estrella, Andrew	7	1
25 Neri, Danny	6	1
5 Kluska, Mikey	6	1
3 Boedicker, Lex	6	-
11 Williamson, Andrew	6	1
44 Sundean, Andrew	6	3
26 Brait, Andrew	5	-
28 King, Dylan	3	-
29 Calabro, Anthony	2	1
42 Suarez, Keano	1	-

Reached Base Streaks	Longest	Current
13 Zyska, Jack	24	4
26 Brait, Andrew	17	-
43 Prevesk, Matt	14	1
24 Calise, Braden	14	14
44 Sundean, Andrew	12	4
25 Neri, Danny	12	1
3 Boedicker, Lex	12	1
45 Cedarburg, Matt	11	-
11 Williamson, Andrew	11	1
1 Nessler, AJ	9	-
5 Kluska, Mikey	8	1
6 Estrella, Andrew	7	1
28 King, Dylan	6	-
29 Calabro, Anthony	3	1
42 Suarez, Keano	1	-



RECORD BOOK

2025 UCF Baseball



BIG 12 CONFERENCE

YEAR-BY-YEAR SUMMARY

YEAR	RECORD	PCT.	HOME	AWAY	NEUT.	CONF.	CONF REC.	PCT.	HEAD COACH
1973	16-15-1	.516				-	-	-	Doug Holmquist
1974	21-16	.568				-	-	-	Doug Holmquist
1975	29-10	.744				-	-	-	Doug Holmquist
1976	19-23	.452				-	-	-	Jack Sexton
1977	24-18	.571				-	-	-	Jack Sexton
1978	22-24	.478				SSC	3-12	.200	Bill Moon
1979	27-16	.628	21-7	6-6	0-2	SSC	10-5	.667	Bill Moon
1980	25-23	.521				SSC	6-8	.429	Bill Moon
1981	31-23-3	.570				SSC	4-11	.267	Bill Moon
1982	19-24-3	.446				SSC	6-15	.286	Bill Moon
1983	28-27-1	.509				SSC	11-10	.524	Jay Bergman
1984	34-29-1	.539				SSC	9-19	.321	Jay Bergman
1985 ¹	52-34-1	.603				-	-	-	Jay Bergman
1986	46-13	.780				-	-	-	Jay Bergman
1987	33-27	.550				-	-	-	Jay Bergman
1988	40-20	.667				-	-	-	Jay Bergman
1989	42-22	.656				-	-	-	Jay Bergman
1990	40-20	.667				-	-	-	Jay Bergman
1991	41-21	.661				Am. South.	10-8	.556	Jay Bergman
1992	35-23	.603				SBC	9-11	.450	Jay Bergman
1993	31-31	.500				TAAC	9-9	.500	Jay Bergman
1994	29-26	.527				TAAC	8-10	.444	Jay Bergman
1995	49-13	.790				TAAC	23-7	.767	Jay Bergman
1996	43-22	.662				TAAC	9-9	.500	Jay Bergman
1997	40-24	.625				TAAC	7-10	.412	Jay Bergman
1998	41-21	.661				TAAC	14-7	.667	Jay Bergman
1999	38-21	.644				TAAC	19-11	.633	Jay Bergman
2000	43-19	.694	24-7	16-9	3-3	TAAC	22-5	.815	Jay Bergman
2001	51-14	.785	29-7	17-6	5-1	TAAC	22-5	.815	Jay Bergman
2002	41-22	.651	23-6	12-14	6-2	Atlantic Sun ²	23-7	.767	Jay Bergman
2003	31-25	.554	20-15	11-10	-	Atlantic Sun	14-16	.467	Jay Bergman
2004	47-18	.723	24-7	19-7	4-4	Atlantic Sun	24-6	.800	Jay Bergman
2005	42-18	.700	28-8	12-9	2-1	Atlantic Sun	19-11	.633	Jay Bergman
2006	23-33	.411	15-20	8-13	-	C-USA	5-19	.208	Jay Bergman
2007	27-32	.458	21-15	5-15	1-2	C-USA	7-17	.292	Jay Bergman
2008*	31-27	.534	26-12	5-14	0-1	C-USA	8-16	.333	Jay Bergman (27-19) Craig Cozart (4-8)
2009	22-35	.386	15-18	5-14	2-3	C-USA	9-15	.375	Terry Rooney
2010	33-22	.600	20-15	13-7	-	C-USA	10-14	.417	Terry Rooney
2011	39-23	.629	21-11	14-8	4-4	C-USA	12-12	.500	Terry Rooney
2012	45-17	.726	26-11	15-3	4-3	C-USA	16-8	.667	Terry Rooney
2013	29-30	.492	22-12	7-15	0-3	C-USA	13-11	.542	Terry Rooney
2014	36-23	.601	23-11	11-11	2-1	American	17-7	.708	Terry Rooney
2015	31-27	.534	23-9	6-16	2-2	American	10-14	.416	Terry Rooney
2016	26-33	.441	18-12	6-17	2-4	American	8-16	.333	Terry Rooney
2017	40-22	.645	28-9	10-10	2-3	American	15-9	.625	Greg Lovelady
2018	35-21	.625	26-9	9-10	0-2	American	13-10	.565	Greg Lovelady
2019	36-22	.621	23-12	11-8	2-2	American	11-13	.458	Greg Lovelady
2020 [^]	15-3	.833	11-3	4-0	-	American	-	-	Greg Lovelady
2021	31-30	.508	15-11	13-17	3-2	American	18-14	.563	Greg Lovelady
2022	35-25	.583	18-14	14-9	3-2	American	14-10	.583	Greg Lovelady
2023	33-26	.559	21-13	11-11	1-2	American	12-12	.500	Greg Lovelady
2024	37-21	.638	21-9	12-11	4-1	Big 12	14-15	.483	Rich Wallace
2025						Big 12			Rich Wallace

DIVISION I

	GAMES	RECORD	PCT.	CONFERENCE	YEARS	RECORD	PCT.
Overall	2386	1459-926-1	.612	American South	1991	10-8	.556
Home ³	817	541-276	.661	SunBelt Conference	1992	9-11	.450
Away ³	530	266-264	.502	TAAC/Atlantic Sun	1993-2005	213-113	.653
Neutral ³	100	52-48	.520	Conference USA	2006-2013	80-112	.417
				The American	2014-2023	118-105	.529
				Big 12	2024-Pres.	14-15	.483

POSTSEASON RESULTS

NCAA Regional Appearances	13
(1989, '93, '95, '96, '97, 2000, '01, '02, '04, '11, '12, '17, '24)	
NCAA Tournament Record.....	18-26 (.409)
Conference Tournament Champions.....	6
TAAC/ASUN (1993, '95, '96, '97, 2001, '02)	
Conference Regular Season Champions.....	5
TAAC/ASUN (2000, '01, '02, '04), AAC (2017)	

³Since the 2000 season

COACHING YEAR-BY-YEAR

YEAR	HEAD COACH	RECORD	PCT.	CONF.	CONF REC.	PCT.
1973	Doug Holmquist	16-15-1	.516	-	-	-
1974	Doug Holmquist	21-16	.568	-	-	-
1975	Doug Holmquist	29-10	.744	-	-	-
3 seasons		66-44-1	.616			
1976	Jack Sexton	19-23	.452	-	-	-
1977	Jack Sexton	24-18	.571	-	-	-
2 seasons		43-41	.512			
1978	Bill Moon	22-24	.478	SSC	3-12	.200
1979	Bill Moon	27-16	.628	SSC	10-5	.667
1980	Bill Moon	25-23	.521	SSC	6-8	.429
1981	Bill Moon	31-23-3	.570	SSC	4-11	.267
1982	Bill Moon	19-24-3	.446	SSC	6-15	.286
5 seasons		124-110-6	.529		29-49	.312
1983	Jay Bergman	28-27-1	.509	SSC	11-10	.524
1984	Jay Bergman	34-29-1	.539	SSC	9-19	.321
1985 ¹	Jay Bergman	52-34-1	.603	-	-	-
1986	Jay Bergman	46-13	.780	-	-	-
1987	Jay Bergman	33-27	.550	-	-	-
1988	Jay Bergman	40-20	.667	-	-	-
1989	Jay Bergman	42-22	.656	-	-	-
1990	Jay Bergman	40-20	.667	-	-	-
1991	Jay Bergman	41-21	.661	Am. South.	10-8	.556
1992	Jay Bergman	35-23	.603	SBC	9-11	.450
1993	Jay Bergman	31-31	.500	TAAC	9-9	.500
1994	Jay Bergman	29-26	.527	TAAC	8-10	.444
1995	Jay Bergman	49-13	.790	TAAC	23-7	.767
1996	Jay Bergman	43-22	.662	TAAC	9-9	.500
1997	Jay Bergman	40-24	.625	TAAC	7-10	.412
1998	Jay Bergman	41-21	.661	TAAC	14-7	.667
1999	Jay Bergman	38-21	.644	TAAC	19-11	.633
2000	Jay Bergman	43-19	.694	TAAC	22-5	.815
2001	Jay Bergman	51-14	.785	TAAC	22-5	.815
2002	Jay Bergman	41-22	.651	Atlantic Sun ²	23-7	.767
2003	Jay Bergman	31-25	.554	Atlantic Sun	14-16	.467
2004	Jay Bergman	47-18	.723	Atlantic Sun	24-6	.800
2005	Jay Bergman	42-18	.700	Atlantic Sun	19-11	.633
2006	Jay Bergman	23-33	.411	C-USA	5-19	.208
2007	Jay Bergman	27-32	.458	C-USA	7-17	.292
2008*	Jay Bergman	27-19	.587	C-USA	5-13	.278
2 seasons (DII)		62-58-2	.516		20-29	.408
24 seasons* (DI)		932-538-1	.634		249-181	.579
26 seasons*		994-594-3	.626		269-210	.562
2008*	Craig Cozart	4-8	.333	C-USA	3-3	.500
1 season*		4-8	.333		3-3	.500
2009	Terry Rooney	22-35	.386	C-USA	9-15	.375
2010	Terry Rooney	33-22	.600	C-USA	10-14	.417
2011	Terry Rooney	39-23	.629	C-USA	12-12	.500
2012	Terry Rooney	45-17	.726	C-USA	16-8	.667
2013	Terry Rooney	29-30	.492	C-USA	13-11	.542
2014	Terry Rooney	36-23	.601	American	17-7	.708
2015	Terry Rooney	31-27	.534	American	10-14	.416
2016	Terry Rooney	26-33	.441	American	8-16	.333
8 seasons		260-211	.552		95-97	.494
2017	Greg Lovelady	40-22	.645	American	15-9	.625
2018	Greg Lovelady	35-21	.625	American	13-10	.565
2019	Greg Lovelady	36-22	.621	American	11-13	.458
2020 [^]	Greg Lovelady	15-3	.833	American	-	-
2021	Greg Lovelady	31-30	.508	American	18-14	.563
2022	Greg Lovelady	35-25	.583	American	14-10	.583
2023	Greg Lovelady	33-26	.559	American	12-12	.500
7 Seasons[^]		225-149	.602		83-68	.550
2024	Rich Wallace	37-21	.638	Big 12	14-15	.483
1 Season		37-21	.638		14-15	.483

COACHES BY THE NUMBERS

BY WINS					
NAME	W	L	T	PCT.	
Jay Bergman	994	594	3	.626	
Terry Rooney	261	210	0	.554	
Greg Lovelady	225	149	0	.602	
Bill Moon	124	110	6	.529	
Doug Holmquist	66	41	1	.616	
Jack Sexton	43	41	0	.512	
Rich Wallace	37	21	0	.638	
Craig Cozart	4	8	0	.333	

BY WINNING PERCENTAGE					
NAME	W	L	T	PCT.	
Rich Wallace	37	21	0	.638	
Jay Bergman	994	594	3	.626	
Doug Holmquist	66	41	1	.616	
Greg Lovelady	225	149	0	.602	
Terry Rooney	261	210	0	.554	
Bill Moon	124	110	6	.529	
Jack Sexton	43	41	0	.512	
Craig Cozart	4	8	0	.333	

BY CONFERENCE WINS					
NAME	W	L	T	PCT.	
Jay Bergman	297	210	0	.585	
Terry Rooney	95	97	0	.495	
Greg Lovelady	83	68	0	.550	
Bill Moon	39	51	0	.567	
Rich Wallace	14	15	0	.483	
Craig Cozart	3	3	0	.500	

BY CONFERENCE WINNING PERCENTAGE					
NAME	W	L	T	PCT.	
Jay Bergman	297	210	0	.585	
Bill Moon	39	51	0	.567	
Greg Lovelady	83	68	0	.550	
Craig Cozart	3	3	0	.500	
Terry Rooney	95	97	0	.495	
Rich Wallace	14	15	0	.483	

BY GAMES COACHED					
NAME	G	W	L	T	
Jay Bergman	1,591	994	594	3	
Terry Rooney	471	261	210	-	
Greg Lovelady	374	225	149	-	
Bill Moon	240	124	110	6	
Doug Holmquist	108	66	41	1	
Jack Sexton	84	43	41	-	
Rich Wallace	58	37	21	-	
Craig Cozart	12	4	8	-	

BY SEASONS COACHED					
NAME	S	G			
Jay Bergman	26*	1,591			
Terry Rooney	8	471			
Greg Lovelady	7 [^]	374			
Bill Moon	5	234			
Doug Holmquist	3	101			
Jack Sexton	2	84			
Rich Wallace	1	58			
Craig Cozart	1*	12			

¹ 1985 was UCF's first year in NCAA Division I (formerly NCAA Division II)

² Trans Atlantic Athletic Conference changed name to Atlantic Sun in 2002 (presently known as the ASUN)

* Craig Cozart coached 12 games in 2008 season as interim head coach, relieving Jay Bergman

[^] 2020 campaign was cut short due to COVID-19 pandemic

NCAA REGIONAL KNIGHTS

13 NCAA DI REGIONAL APPEARANCES 18-26

1989 NCAA EAST REGIONAL

Gainesville, Fla. 2-2

5/25	vs. Georgia Tech	W	6-4
5/26	at Florida	W	10-7
5/27	vs. Miami (Fla.)	L	10-1
5/28	vs. Villanova	L	5-2

1993 NCAA EAST REGIONAL

Tallahassee, Fla. 1-2

5/27	vs. Long Beach State	L	11-6
5/28	vs. South Florida	W	4-3
5/29	vs. Notre Dame	L	12-3

1995 NCAA ATLANTIC I REGIONAL

Tallahassee, Fla. - Dick Howser Stadium 1-2

5/25	vs. South Alabama	W	6-5
5/26	vs. Old Dominion	L	7-6
5/27	vs. Mississippi	L	10-4

1996 NCAA EAST REGIONAL

Gainesville, Fla. 1-2

5/23	vs. UMass	L	8-7
5/24	vs. Bucknell	W	13-1
5/25	vs. UMass	L	7-5

1997 NCAA EAST REGIONAL

Tallahassee, Fla. - Dick Howser Stadium 0-2

5/22	vs. South Florida	L	5-4
5/23	at Florida State	L	16-2

2000 NCAA TALLAHASSEE REGIONAL

Tallahassee, Fla. - Dick Howser Stadium 2-2

5/26	vs. Evansville	W	4-1
5/27	at #7 Florida State	W	9-8
5/28	at #7 Florida State	L	6-1
5/29	at #7 Florida State	L	8-1

2001 NCAA COLUMBIA REGIONAL

Columbia, S.C. - Sarge Frye Field 2-2

5/25	vs. Princeton	W	13-12 (12)
5/26	at #13 South Carolina	W	8-6
5/27	at #13 South Carolina	L	9-7
5/28	at #13 South Carolina	L	5-2

2002 NCAA TALLAHASSEE REGIONAL

Tallahassee, Fla. - Dick Howser Stadium 1-2

5/31	vs. South Florida	W	6-1
6/1	at #1 Florida State	L	7-3
6/1	vs. South Florida	L	7-2

2004 NCAA TALLAHASSEE REGIONAL

Tallahassee, Fla. - Dick Howser Stadium 3-2

6/4	vs. #24 Oklahoma State	W	7-3
6/5	at #16 Florida State	L	3-2
6/5	vs. #24 Oklahoma State	W	12-9 (10)
6/6	at #16 Florida State	W	7-5
6/6	at #16 Florida State	L	19-3

2011 NCAA TALLAHASSEE REGIONAL

Tallahassee, Fla. - Dick Howser Stadium 1-2

6/3	vs. Alabama	L	5-3
6/4	vs. Bethune-Cookman	W	16-5
6/5	vs. Alabama	L	12-5

2012 NCAA CORAL GABLES REGIONAL

Coral Gables, Fla. - Alex Rodriguez Park 2-2

6/1	vs. Missouri State	W	2-1
6/2	vs. Stony Brook	W	9-8
6/3	vs. Stony Brook	L	12-5
6/4	vs. Stony Brook	L	10-6

2017 NCAA TALLAHASSEE REGIONAL

Tallahassee, Fla. - Dick Howser Stadium 0-2

6/2	vs. Auburn	L	7-4
6/3	at #16 Florida State	L	6-1

2024 NCAA TALLAHASSEE REGIONAL

Tallahassee, Fla. - Dick Howser Stadium 2-2

5/31	vs. Alabama	W	8-7
6/1	at #8 Florida State	L	5-2
6/2	vs. Stetson	W	5-2
6/2	at #8 Florida State	L	12-4

1 NCAA DII REGIONAL APPEARANCE 0-2

1979 NCAA SOUTH REGIONAL

Lakeland, Fla. - Joker Marchant Stadium/Henley Field 0-2

5/25	vs. Florida Southern	L	0-6
5/26	vs. Eckerd	L	4-9

UCF'S BEST RECORD AFTER...

GAME 1	1-0 (35 Times)
GAME 2	2-0 (29 Times)
GAME 3	3-0 (21 Times)
GAME 4	4-0 (13 Times)
GAME 5	5-0 (10 Times)
GAME 6	6-0 (8 Times)
GAME 7	7-0 (7 Times)
GAME 8	8-0 (2 Times)
GAME 9	9-0 (2015 Season)
GAME 10	9-1 (10 Times)
GAME 11	10-1 (4 Times)
GAME 12	11-1 (2 Times)
GAME 13	12-1 (2 Times)
GAME 14	13-1 (2008 Season)
GAME 15	14-1 (2008 Season)
GAME 16	15-1 (2008 Season)
GAME 17	16-1 (2008 Season)
GAME 18	17-1 (2008 Season)
GAME 19	18-1 (2008 Season)
GAME 20	19-1 (2008 Season)
GAME 21	19-2 (2008 Season)
GAME 22	20-2 (2008 Season)
GAME 23	20-3 (2 Times)
GAME 24	21-3 (2 Times)
GAME 25	22-3 (2 Times)
GAME 26	22-4 (3 Times)
GAME 27	23-4 (2005 Season)
GAME 28	23-5 (2 Times)
GAME 29	24-5 (2 Times)
GAME 30	25-5 (2004 Season)
GAME 31	26-5 (2004 Season)
GAME 32	27-5 (2004 Season)
GAME 33	28-5 (2004 Season)
GAME 34	28-6 (2 Times)
GAME 35	29-6 (2 Times)
GAME 36	30-6 (1986 Season)
GAME 37	31-6 (1986 Season)
GAME 38	32-6 (1986 Season)
GAME 39	33-6 (1986 Season)
GAME 40	34-6 (1986 Season)
GAME 41	34-7 (1986 Season)
GAME 42	34-8 (2 Times)
GAME 43	35-8 (1995 Season)
GAME 44	36-8 (1995 Season)
GAME 45	37-8 (1995 Season)
GAME 46	38-8 (1995 Season)
GAME 47	39-8 (1995 Season)
GAME 48	40-8 (1995 Season)
GAME 49	40-9 (2 Times)
GAME 50	41-9 (1995 Season)
GAME 51	42-9 (1995 Season)
GAME 52	42-10 (2 Times)
GAME 53	43-10 (2 Times)
GAME 54	44-10 (2 Times)
GAME 55	45-10 (2 Times)
GAME 56	45-11 (3 Times)
GAME 57	46-11 (2 Times)
GAME 58	47-11 (2 Times)
GAME 59	48-11 (2 Times)
GAME 60	49-11 (1995 Season)
GAME 61	49-12 (2 Times)
GAME 62	50-12 (2001 Season)
GAME 63	51-12 (2001 Season)
GAME 64	51-13 (2001 Season)
GAME 65	51-14 (2001 Season)
GAMES 66-87	1985 Season

MISC. SCHEDULE NOTES

MOST WINS		LARGEST VICTORIES			
SEASON	TOTAL	RUNS	OPPONENT	SCORE	DATE
1 1985	52	1 26	Fla. Memorial	27-1	4/14/79
2 2001	51	2 24	Colby	25-1	3/22/86
3 1995	49	3 23	Bethune-Cookman	24-1	2/29/88
4 2004	47	4 22	Cleveland St.	24-2	2/28/91
5 1986	46	22	SIUE	26-4	3/24/86

FEWEST LOSSES		FEWEST HOME WINS			
SEASON	TOTAL	SEASON	TOTAL	RUNS	OPPONENT
1 1975	10	1 1985	42	1 20	at UAB
2 1995	13	2 1986	41	2 19	Campbell
1973	13	3 1988	33	19	Samford
1886	13	4 1991	32	17	at Marshall
5 2001	14	5 1996	31	17	Troy*

LARGEST CONFERENCE VICTORIES		FEWEST HOME LOSSES			
RUNS	OPPONENT	SCORE	DATE	SEASON	TOTAL
1 20	at UAB	29-9	4/24/09	1 1985	18
2 19	Campbell	20-1	4/5/02	1983	18
19	Samford	19-0	3/11/00	3 2007	15
4 17	at Marshall	18-1	3/31/06	2003	15
17	Troy*	18-1	5/16/01	1981	15
17	at Stetson	17-0	4/18/99		
17	at Stetson	20-3	4/16/99		
8 16	Mercer	18-2	5/4/00		
16	Memphis*	17-1	5/27/21		
10 15	Cincinnati	15-0	4/12/19		

*A-SUN Tournament *AAC Tournament

FEWEST HOME WINS		LARGEST DEFEATS			
SEASON	TOTAL	RUNS	OPPONENT	SCORE	DATE
1 1978	10	1 25	at ECU	26-1	3/20/09
2 2021	15	2 24	Miami	27-3	3/9/78
2006	15	3 23	at Miami	28-5	5/12/85
4 3 times	16	4 21	Stetson	23-2	4/10/93
		5 18	Southern Miss	19-1	3/28/09
		18	Georgia	23-5	2/20/88
		7 17	at Houston	20-3	3/28/10
		17	Miami	19-2	3/9/10
		17	at South Ala	20-3	4/11/92
		17	Miami	19-2	4/7/73

MOST AWAY WINS		LARGEST CONFERENCE DEFEATS			
SEASON	TOTAL	RUNS	OPPONENT	SCORE	DATE
1 1995	20	1 25	at ECU	26-1	3/20/09
2 2004	18	2 21	Stetson	23-2	4/10/93
3 3 times	16	3 18	Southern Miss	19-1	3/28/09
		4 17	at Houston	20-3	3/28/10
		5 16	Southern Miss	26-10	3/28/09
		16	Memphis	20-4	5/12/06
		16	at Stetson	16-0	5/3/97
		8 15	Tulane	20-5	4/11/09
		15	Southern Miss	18-3	5/20/06
		10 12	at FIU	13-1	4/6/96

MOST AWAY LOSSES		LONGEST GAMES			
SEASON	TOTAL	INN.	OPPONENT	SCORE	DATE
1. 2021	17	1 17	Rollins		4/29/82
2. 2016	15	2 16	Monmouth		3/9/08
2013	15	3 15	Col. of Charleston		3/18/95
2008	15	4 14	2 Times		
2007	15				
2002	15				

FEWEST AWAY WINS		ALL-TIME DI RECORD	
SEASON	TOTAL		
1 1981	3	1-Run Games	309-248
1993	3	2-Run Games	152-113
3 4 times	4	5+-Run Games	621-309
		Extra-Inning games	86-55-1

FEWEST AWAY LOSSES		LONGEST WINNING STREAK	
SEASON	TOTAL	SEASON	TOTAL
1 2012	3	1 1995	29
2 1986	4	2 1986	28
3 1995	5	3 1992	22
1998	5	4 2001	14
5 1979	6	5 1998	13
		2018	13

YEAR-BY-YEAR SCHEDULES

1973 - NCAA DII

16-15-1

Coach: Doug Holmquist

Embry-Riddle	5-3	W
Embry-Riddle	11-1	W
Florida Bible	3-1	W
Florida Bible	9-1	W
Lincoln (Mo.)	3-0	W
FIT	10-0	W
FIT	9-7	W
Jacksonville	7-5	L
FIT	11-1	W
FIT	10-1	W
St. Leo	4-2	L
Columbia	7-3	W
Buffalo	6-5	W
Florida Bible	11-3	W
Florida Bible	7-6	W
Delaware	7-3	L
Delaware	5-2	L
Buffalo	7-5	L
Air Force	3-1	L
Air Force	4-2	L
Tampa	11-4	L
St. Leo	4-1	W
Harvard	7-3	L
Miami (Fla.)	19-2	L
South Florida	6-3	W
Rollins	6-6	T
Eckerd	4-2	W
South Florida	10-0	L
Rollins	1-0	L
Eckerd	4-2	L
Miami (Fla.)	6-0	L
Miami (Fla.)	8-3	L

1974 - NCAA DII

21-16

Coach: Doug Holmquist

Embry-Riddle	16-1	W
Embry-Riddle	10-0	W
FIT	17-2	W
FIT	7-2	W
Florida Bible	10-1	W
Florida Bible	7-0	W
Miami (Fla.)	3-0	L
Miami (Fla.)	7-1	W
FIT	11-1	W
FIT	11-0	W
Bethune-Cookman	3-0	W
St. Leo	3-2	L
Shorter	7-4	W
Shorter	6-3	L
Lipscomb	7-2	L
Bethune-Cookman	11-5	W
Austin Peay	8-3	W
Austin Peay	12-4	L
Wheaton	11-4	W
Wheaton	16-4	W
Widener	6-1	W
Widener	12-10	L
Glassboro State	10-4	L
Glassboro State	7-5	L
Jacksonville	9-5	L
Florida Southern	2-0	L
Florida Southern	12-10	L
Jacksonville	11-3	W
Embry Riddle	16-1	W
Embry Riddle	16-0	W
St. Leo	4-1	W
South Florida	2-0	L
Rollins	3-2	W
Eckerd	7-2	L
South Florida	7-4	L
Rollins	10-2	L
Eckerd	4-3	L

1975 - NCAA DII

29-10

Coach: Doug Holmquist

Bethune-Cookman	1-0	L
Bethune-Cookman	2-0	W
Bethune-Cookman	4-0	W
Bethune-Cookman	2-0	W
FIT	15-0	W
Stetson	8-7	W
Ball State	8-3	W
FIT	7-0	W
FIT	14-0	W
Madison	5-2	W
Madison	8-3	L
Pennsylvania	3-0	L
Pennsylvania	12-8	W
South Florida	6-5	L
St. Leo	13-2	W
St. Leo	10-9	W
Westchester State	2-1	W
Widener	13-2	W
Widener	5-4	W
Massachusetts Maritime	8-0	W
Massachusetts Maritime	4-0	W
Tennessee	4-3	W
Brandeis	6-0	W
Brandeis	12-4	W
Colby	9-1	W
Milligan	13-7	W
Milligan	4-2	L
Florida Bible	12-1	W
Florida Bible	3-1	W
Jacksonville	4-3	L
Rollins	3-2	L
Eckerd	10-2	L
Rollins	3-2	L
Stetson	15-9	L
Flagler	11-0	W
Jacksonville	6-5	W
Eckerd	5-1	W
South Florida	6-5	W
Miami (Fla.)	1-0	W

1976 - NCAA DII

19-23

Coach: Jack Sexton

Bethune-Cookman	3-1	W
Bethune-Cookman	6-3	W
South Florida	4-0	L
Belmont	4-3	W
St. Leo	4-2	L
Belmont	6-1	W
Belmont	2-1	L
Columbia	8-0	W
Florida Southern	6-4	L
Wabash	3-1	W
Wabash	4-3	W
Austin Peay	3-1	W
Austin Peay	2-1	W
Austin Peay	13-3	L
Lipscomb	9-2	W
Lipscomb	3-2	L
South Carolina	8-0	L
South Carolina	7-0	L
Air Force	2-1	L
Air Force	7-0	W
Widener	7-0	W
Tennessee	10-1	W
Pennsylvania	10-4	L
Colby	14-0	W
Cornell	10-4	W
St. Leo	12-4	W
St. Leo	10-1	L
Florida Southern	5-0	W
Florida Southern	5-3	L
Jacksonville	3-1	L
Eckerd	5-4	L
Eckerd	11-2	L
Stetson	9-3	L
FIU	10-4	L
FIU	9-2	L
Rollins	3-2	W
Stetson	4-1	W
South Florida	12-3	L
Eckerd	3-2	L
Jacksonville	9-2	L
Rollins	8-3	L
Rollins	5-0	L

1977 - NCAA DII

24-18

Coach: Jack Sexton

FIT	7-0	W
FIT	6-1	W
South Florida	5-0	W
FIT	10-0	W
FIT	15-6	W
Tampa	6-3	W
Rollins	20-7	L
St. Leo	2-1	W
Adelphi	8-6	W
Assumption	13-0	W
Adelphi	9-1	W
St. Norbert	1-0	W
Lipscomb	4-0	W
Lipscomb	9-7	L
Hillsdale	5-0	W
Northwestern	14-4	W
MacMurray	7-2	W
Widener	6-2	L
St. Norbert	10-1	W
Calvin	5-2	W
Calvin	5-4	W
Stetson	3-5	L
Williams	3-2	W
Williams	3-1	L
Colby	13-7	W
Colby	9-7	W
Colby	5-3	L
St. Leo	5-3	L
Lambuth	9-8	W
Biscayne	6-10	L
Florida Southern	14-3	L
Florida Southern	5-0	L
Florida	10-0	L
Siena	6-4	L
Stetson	11-0	L
FIU	9-3	W
FIU	8-5	L
Eckerd	13-3	L
South Florida	4-2	L
Eckerd	6-4	L
Rollins	15-7	L
Rollins	13-5	W

1978 - NCAA DII

22-24 / 3-12 SSC
H: 10-9, A: 4-12, N: 8-3
Coach: Bill Moon

Miami (Fla.)	A	5-0	L
Stetson	H	5-3	W
Mercer	H	11-6	W
Flagler	A	8-7	W
Jacksonville	A	7-5	W
South Florida	A	2-0	L
FIT	H	10-4	W
Miami (Fla.)	H	27-3	L
Miami (Fla.)	H	11-1	L
Miami (Fla.)	H	7-4	L
Pennsylvania	H	11-10	W
Adelphi	H	11-8	W
American	H	13-6	W
Wisconsin	H	9-5	W
Tennessee-Wesleyan	N	8-5	L
Tennessee-Wesleyan	N	10-0	W
Union	N	15-3	W
Maine-Presque Isle	N	3-0	W
Maine-Presque Isle	N	20-2	W
West Liberty	N	2-0	W
West Liberty	N	7-4	L
West Liberty	N	7-6	W
St. Leo*	N	7-5	W
Colby	N	10-3	L
Colby	N	12-6	W
St. Leo*	A	8-0	W
St. Leo*	H	13-2	L
Tampa	A	5-1	L
Florida Southern*	H	4-3	L
Florida Southern*	A	9-1	L
Florida Southern*	H	10-3	L
South Florida	H	4-3	W
Rollins*	A	2-1	L
Rollins*	H	9-3	W
Rollins*	A	5-2	L
Florida	A	10-3	L
FIT	A	7-2	W
Biscayne*	A	2-3	L
Biscayne*	A	6-4	L
Biscayne*	A	11-9	L
Eckerd*	H	10-7	L
Eckerd*	A	4-1	L
Eckerd*	H	14-5	L
Stetson	A	10-3	L
FIU	H	19-12	L
FIU	H	1-0	W

* - Sunshine State Conference Game

1979 - NCAA DII

27-16 / 10-5 SSC
H: 23-8, A: 4-6, N: 0-2, PS: 0-2
SSC REGULAR SEASON CO-CHAMPIONS
Coach: Bill Moon

2/17 (1)	FIU	A	9-4	L
2/17 (2)	FIU	A	6-5	L
2/22	Washington & Lee	H	4-1	W
2/23	Washington & Lee	H	4-3	W
2/24	Ball State	H	10-4	L
2/28	Bloomsburg State	H	21-2	W
3/3	Jacksonville	A	5-3 (10)	W
3/4	Jacksonville	H	4-1	W
3/7	South Florida	H	8-7	L
3/9	Widener	H	8-5	W
3/15	Columbia	H	1-0	L
3/16	St. Norbert	H	8-1	W
3/17	St. Norbert	H	12-7	W
3/18	Columbia	H	10-5	W
3/19	Notre Dame	H	10-3	W
3/20	Yale	H	13-11 (10)	L
3/21	Yale	H	9-6 (10)	L
3/22	Delaware	H	8-3	W
3/24	Notre Dame	H	6-2	W
3/26	Hillsdale	H	13-0	W
3/28	#1 Florida Southern*	A	3-2	L
3/30	#1 Florida Southern*	H	6-5 (10)	W
3/31	#1 Florida Southern*	A	9-2	L
4/4	Rollins*	H	5-4	W
4/6	Rollins*	H	3-2	W
4/7	Rollins*	H	3-2	W
4/9	South Florida	A	7-4	L
4/11	Biscayne*	H	5-1	L
4/12 (1)	Biscayne*	H	4-2	W
4/12 (2)	Biscayne*	H	7-1	W
4/14	Florida Memorial	H	27-1 (8)	W
4/16	FIT	H	2-0	W
4/18	Eckerd*	A	7-2	L
4/20	Eckerd*	H	2-1	L
4/21	Eckerd*	A	10-8	W
4/23	FIT	H	7-1	W
4/26	St. Leo*	A	5-3	W
4/27	St. Leo*	H	15-1	W
4/28	St. Leo*	A	9-4	W
5/3	#1 FIU	H	3-2	W
5/4	#1 FIU	H	3-2	L
NCAA SOUTH REGIONAL				
5/12	Florida Southern ^{1A}	N	0-6	L
5/12	Eckerd ^{1B}	N	4-9	L

* - Sunshine State Conference Game

NCAA DII South Regional
Lakeland, Fla.

^{1A} - Played at Joker Marchant Stadium

^{1B} - Played at Henley Field

Note: Some opponent rankings may be missing.

1980 - NCAA DII

25-23 / 6-8 SSC
H: 18-12, A: 7-11
Coach: Bill Moon

Washington & Lee	H	10-0	W
Tampa	H	9-6 (11)	W
FIT	H	4-0	W
at Iowa State	A	6-1	W
at FIT	A	7-5	L
FIT	H	7-6 (8)	L
Stetson	H	3-2	L
FIU	H	9-2 (8)	W
South Florida	H	10-3	W
Vanderbilt	H	9-3	L
Davidson	H	8-5	L
Temple	H	7-5	W
Temple	H	8-5	L
Temple	H	14-6	W
Columbia	H	5-2	W
Columbia	H	12-2	L
Catholic	H	15-11 (8)	W
Jacksonville	H	5-4	W
Cornell	H	7-5	L
Austin Peay	H	9-3 (8)	L
Austin Peay	H	6-3	W
Wagner	H	5-4 (10)	W
at Biscayne*	A	9-6	W
at Biscayne*	A	5-2	W
at Biscayne*	A	7-4	W
at FIU	A	10-7	L
at FIU	A	12-0	L
at Rollins*	A	6-2	W
Wagner	H	10-0	W
Rollins*	H	12-1	L
at Rollins*	A	6-4 (10)	L
Baltimore	H	10-2	W
Baltimore	H	8-6	W
at Tampa	A	4-3	L
Siena	H	4-3	W
at FIT	A	5-3	L
Eckerd*	H	5-1	L
at Eckerd*	A	10-2	L
Eckerd*	H	15-8	W
at South Florida	A	7-3	W
St. Leo*	H	10-5	L
at St. Leo*	A	7-6	L
at Stetson	A	9-4	L
Florida Southern*	H	12-1	L
at Florida Southern*	A	9-1	L
Florida Southern*	H	7-5	W
at Florida-Leesburg	A	6-2	L
at Jacksonville	A	9-2	W

* - Sunshine State Conference Game

1981 - NCAA DII

31-23-3 / 4-11 SSC

H: 24-15-3, A: 7-8

Coach: Bill Moon

Florida A&M	H	14-5	W
Florida A&M	H	1-0 (7)	L
Florida A&M	H	2-2 (8)	T
Washington & Lee	H	11-3	W
at FIU	A	12-5	W
at FIU	A	9-8	L
Stetson	H	9-6	L
FIU	H	8-7 (8)	W
FIU	H	9-5	W
Furman	H	9-6	L
Davidson	H	13-7	W
at Evansville	A	4-1	W
Iowa State	H	5-4	L
vs. Minnesota Twins ¹	N	7-5	L
vs. Minnesota Twins ¹	N	7-5	L
Temple	H	4-3	L
Temple	H	8-3 (7)	W
Temple	H	2-2 (12)	T
Eastern Michigan	H	12-5	W
Milton	H	13-4	W
Tennessee State	H	4-1	W
Tennessee State	H	10-4 (6)	W
Milton	H	14-1 (7)	W
Milton	H	9-4 (7)	W
Yale	H	21-21 (7)	T
St. Norbert	H	14-0	W
St. Norbert	H	15-5 (8)	W
Baltimore	H	6-1	W
Baltimore	H	22-4	W
Williams	H	6-1	W
at Jacksonville	A	9-5	L
Bradley	H	6-4	L
Bradley	H	5-4 (8)	L
Bradley	H	6-3 (7)	L
at Tampa	A	11-4	W
Tampa	H	5-3 (10)	L
Brown	H	21-0	W
Biscayne*	H	8-4	L
Biscayne*	H	10-7	W
Biscayne*	H	3-1	L
at Eckerd*	A	5-4	L
Eckerd*	H	12-1	W
at Eckerd*	A	8-2	L
at Stetson	A	9-8 (10)	W
at St. Leo*	A	15-2	L
St. Leo*	H	9-3	W
at St. Leo*	A	5-3	L
Jacksonville	H	14-7	W
at Florida Southern*	A	11-0	L
Florida Southern*	H	11-2	L
at Florida Southern*	A	6-5	L
Northeastern Illinois	H	6-4	W
Rollins*	H	9-6	L
at Rollins*	A	13-5	W
Rollins*	H	4-3	L
FIT	H	6-3 (7)	L
FIT	H	6-2 (7)	W
at FIT	A	1-0 (10)	W
at FIT	A	3-0 (7)	W

* - Sunshine State Conference Game

¹ - Exhibition Game (Not included in record)
Orlando, Fla.

1982 - NCAA DII

19-24-3 / 6-15 SSC

H: 16-11-3, A: 3-13

Coach: Bill Moon

at Valdosta State	A	13-7 (7)	W
at Valdosta State	A	16-4 (7)	W
at Bethune-Cookman	A	6-5	L
Seton Hall	H	9-7 (11)	W
Seton Hall	H	7-1 (7)	L
Seton Hall	H	10-7 (7)	W
Vanderbilt	H	3-3	T
Vanderbilt	H	10-4	L
Ithaca	H	7-6	W
vs. Minnesota Twins ¹	N	5-2	L
Temple	H	6-4	L
Westchester State	H	9-5	W
at Florida	A	11-10	L
at Florida	A	9-2	L
Yale	H	9-8	L
Tennessee State	H	8-7 (7)	W
Tennessee State	H	4-4	T
Pennsylvania	H	7-3	W
Northwestern	H	14-5 (7)	W
Northwestern	H	11-9 (7)	L
Northwestern	H	10-3 (7)	W
Northwestern	H	8-8 (7)	T
Eckerd*	H	10-6	W
Johns Hopkins	H	12-1 (5)	W
at Eckerd*	A	5-2	L
Eckerd*	H	11-10	W
Florida Southern*	H	1-0	L
at Florida Southern*	A	3-2	L
Florida Southern*	H	11-4	L
at FIT*	A	12-7	W
St. Leo*	H	1-0	L
at St. Leo*	A	9-0	L
at St. Leo*	A	8-7	L
FIU	H	4-3 (12)	L
FIU	H	4-3	W
Bethune-Cookman	H	7-3	W
Rollins*	H	8-7 (10)	L
at Rollins*	A	6-3	L
Rollins*	H	3-1 (17)	L
at Biscayne*	A	5-1	L
at Biscayne*	A	7-6 (10)	L
at Biscayne*	A	9-6	L
at FIT*	A	5-3	L
FIT*	H	6-1	W
Tampa*	H	5-4	W
at Tampa*	A	4-1	L
Tampa*	H	9-3	W

* - Sunshine State Conference Game

¹ - Exhibition Game (Not included in record)
Orlando, Fla.

1983 - NCAA DII

28-27-1 / 11-10 SSC

H: 21-18-1, A: 7-9

Coach: Jay Bergman

Rollins	H	4-3	W
at Rollins	A	5-2	W
at Bethune-Cookman	A	6-1	W
at Bethune-Cookman	A	14-12	L
Valdosta State	H	6-2	L
Valdosta State	H	3-0	L
at Liberty Baptist	A	11-5	L
at Rio Grande	A	17-0	W
vs. Minnesota Twins ¹	N	8-0	L
Western Kentucky	H	8-2	L
Western Kentucky	H	1-0	W
Western Kentucky	H	5-3	L
Bryan	H	13-3	W
Bryan	H	16-0	W
Western Kentucky	H	11-10 (11)	W
Yale	H	16-11	L
Yale	H	7-7	T
Michigan	H	13-3	L
Michigan	H	13-4	L
Saint Joseph's	H	10-6	L
Pennsylvania	H	15-14	L
Virginia	H	7-6	W
Michigan	H	10-4	L
Lewis	H	8-6	L
Princeton	H	16-2	W
Princeton	H	6-2	W
Georgetown (Ky.)	H	12-11	W
Georgetown (Ky.)	H	10-3	W
Sacred Heart	H	12-3	W
St. Xavier	H	6-4	W
Williams	H	17-1	W
St. Xavier	H	22-8	L
at Florida Southern*	A	2-0	L
Colby	H	13-5	W
Colby	H	9-4	L
Florida Southern*	H	8-3	L
at Florida Southern*	A	7-4	L
FIT*	H	3-0	W
at FIT*	A	9-4	W
FIT*	H	14-6	L
Flagler	H	8-5	L
St. Leo*	H	6-2	W
at St. Leo*	A	11-10	W
St. Leo*	H	9-1	W
at Flagler	A	11-8	L
at Rollins*	A	14-12	L
Rollins*	H	6-0	L
at Rollins*	A	1-0	L
Biscayne*	H	7-4	W
Biscayne*	H	11-10 (11)	W
Biscayne*	H	8-6	W
at Tampa*	A	9-1	W
Tampa*	H	6-0	L
at Tampa*	A	6-3	L
at Eckerd*	A	9-4	W
Eckerd*	H	4-0	W
at Eckerd*	A	10-6	L

* - Sunshine State Conference Game

¹ - Exhibition Game (Not included in record)
Orlando, Fla.

1984 - NCAA DII

34-29-1 / 9-19 SSC

H: 28-15-1, A: 6-14

Coach: Jay Bergman

Flagler	H	4-0	L
at Flagler	A	8-2	W
Florida Atlantic	H	6-5	W
Georgia	H	3-0	L
Georgia	H	5-2	W
Bethune-Cookman	H	3-0 (7)	W
Bethune-Cookman	H	12-5 (7)	L
at Valdosta State	A	4-2 (7)	L
at Valdosta State	A	4-3	L
at Florida Atlantic	A	14-4	W
St. Leo*	H	7-2	W
St. Leo*	H	5-4 (10)	L
Villanova	H	6-3	W
Illinois State	H	13-10	L
La Salle	H	8-4 (7)	W
Villanova	H	14-1	W
Western Kentucky	H	12-2	W
St. Joseph's	H	10-0 (7)	W
Ithaca	H	11-6	L
St. Joseph's	H	4-3 (7)	W
Wisconsin-Eau Claire	H	10-4 (6)	W
La Salle	H	8-1 (7)	W
Pennsylvania	H	12-5 (8)	W
Iowa State	H	6-2	W
Wisconsin-Eau Claire	H	5-1 (7)	W
Wisconsin-Eau Claire	H	13-5 (7)	W
Iowa State	H	12-8	L
Iowa State	H	3-2	W
Iowa State	H	2-1 (7)	L
Iowa State	H	5-4 (8)	W
St. Xavier	H	11-6	W
Williams	H	5-2 (7)	W
Williams	H	5-0 (7)	W
Colby	H	3-2 (7)	W
St. Xavier	H	12-1	W
Tennessee	H	9-2 (8)	L
St. Xavier	H	9-9	T
Colgate	H	11-0	W
at Villanova*	A	1-0	W
at Villanova*	A	6-4 (7)	L
at Villanova*	A	2-1	L
at Villanova*	A	9-8 (7)	L
Eckerd*	H	6-1	W
at Eckerd*	A	20-11 (7)	W
Rollins*	H	10-9 (14)	L
at Rollins*	A	5-4	L
at FIT*	A	12-3	W
FIT*	H	8-7	W
at Florida Southern*	A	11-10	W
Florida Southern*	H	14-12	L
Tampa*	H	3-1 (10)	L
at Tampa*	A	6-2	L
at St. Leo*	A	7-3	L
at St. Leo*	A	4-0	L
at Eckerd*	A	13-1	L
Eckerd*	H	11-5	W
at Rollins*	A	8-1	L
Rollins*	H	7-6	W
at FIT*	A	10-6	L
FIT*	H	5-2	L
Florida Southern	H	11-3	L
at Florida Southern	A	11-8	L
Tampa	H	7-1	L
at Tampa	A	7-6	L

* - Sunshine State Conference Game

1985

FIRST SEASON OF NCAA DIVISION I

52-34-1

H: 42-18-1, A: 10-15

Coach: Jay Bergman

2/8	Florida	H	9-4	L
2/9	Florida Tech	H	3-2 (7)	W
2/9	Florida Tech	H	6-2 (7)	W
2/10	Florida Tech	A	9-8	W
2/13	Tampa	A	23-9	W
2/14	Florida Southern	H	10-4	L
2/15	West Florida	H	8-0	L
2/16	North Carolina	H	4-1	W
2/17	North Carolina	H	10-9 (10)	L
2/18	Florida Southern	H	4-3	L
2/19	Rollins	H	8-4	W
2/20	Rollins	A	3-4	L
2/21	FIU	H	12-4	L
2/21	FIU	H	3-1	W
2/22	LSU	H	7-0	L
2/23	LSU	H	5-4	W
2/24	LSU	H	9-8	L
2/26	Stetson	H	9-1	W
2/27	Stetson	A	7-6(12)	L
3/1	Tampa	H	14-5	W
3/2	St. Joseph's	H	7-5	L
3/3	Florida A&M	H	4-1 (7)	W
3/3	Florida A&M	H	14-3 (7)	W
3/4	Florida A&M	H	7-1	W
3/5	Boston College	H	11-7 (7)	W
3/5	Boston College	H	10-1 (7)	W
3/6	St. Joseph's	H	8-5	W
3/7	Florida State	H	6-2	L
3/8	Florida State	H	6-5 (12)	W
3/8	Pennsylvania	H	8-3	W
3/9	Vanderbilt	H	6-5	L
3/9	Villanova	H	12-10	W
3/10	Jacksonville	A	8-4 (7)	W
3/10	Jacksonville	A	13-4 (7)	L
3/11	Xavier	H	9-8 (7)	W
3/11	Xavier	H	7-2 (7)	W
3/12	Jacksonville State	H	8-3	L
3/13	Jacksonville State	H	11-5	W
3/13	Central Michigan	H	6-5 (10)	W
3/15	Wisconsin	H	14-8	W
3/15	Wisconsin	H	18-1	W
3/16	St. Xavier	H	20-10	W
3/17	St. Xavier	H	4-3 (7)	L
3/17	St. Xavier	H	4-3 (7)	L
3/18	MTSU	H	7-1	W
3/19	MTSU	H	6-0	L
3/20	Valdosta State	H	5-2 (7)	W
3/20	Valdosta State	H	8-7 (7)	W
3/22	St. Xavier	H	9-7	W
3/23	Colby	H	15-6	W
3/24	Colby	H	16-8 (7)	L
3/24	Colby	H	13-2 (7)	W
3/26	Florida-Leesburg	H	10-6	W
3/27	Colby	H	10-1 (7)	W
3/27	Colby	H	16-3 (7)	W
3/30	Newberry	H	11-11 (8)	T
3/30	Valdosta State	A	13-1	L
4/1	Florida A&M	A	11-6 (7)	W
4/1	Florida A&M	A	14-3 (6)	W
4/2	Grace	H	18-4	W
4/2	Delaware	H	7-3	W
4/3	Grace	H	20-0 (7)	W
4/3	Grace	H	21-6 (7)	W
4/4	Calvin	H	10-9 (7)	W
4/4	Calvin	H	6-3 (7)	W
4/5	Florida Atlantic	H	10-9	L
4/8	Florida State	A	6-3	L
4/9	Florida State	A	12-0	L
4/10	Florida State	A	19-6	L
4/12	Rollins	A	5-1	L
4/16	Jacksonville	H	12-10 (7)	W
4/16	Jacksonville	H	5-4	W
4/20	FIU	A	4-3	L
4/20	FIU	A	8-7	W
4/21	FIU	A	11-5	W
4/22	Stetson	H	7-2	L
4/24	Stetson	A	10-4	W
4/26	Flagler	H	12-2	W
4/27	Flagler	A	11-1 (7)	W
4/27	Flagler	A	4-3(7)	L
5/3	South Florida	A	13-2	L
5/4	South Florida	A	13-6	L
5/5	South Florida	A	8-7 (10)	L
5/6	South Florida	H	6-4	L
5/11	Miami (Fla.)	A	7-6	W
5/11	Miami (Fla.)	A	18-5	L
5/12	Miami (Fla.)	A	28-5	L

1986

46-13

H: 41-9, A: 5-4

Coach: Jay Bergman

2/4	Bethune-Cookman	A	9-5	W
2/9	FIT	H	8-6	W
2/12	Louisiana	H	5-3	L
2/13	Louisiana	H	2-1	L
2/17	Georgia	H	11-6	L
2/18	Georgia	H	9-3	W
2/19	Stetson	A	3-1	L
2/22	FIU	H	9-8	W
2/23	FIU	H	11-5	L
2/26	Stetson	H	7-3	W
3/1	Saint Joseph's	H	9-3	W
3/1	Rollins	H	2-6	L
3/2	Villanova	H	9-4	W
3/3	Rollins	H	13-3	W
3/5	Saint Joseph's	H	17-2	W
3/7	Catawba	H	10-0	W
3/7	Catawba	H	5-2	W
3/8	Villanova	H	11-1	W
3/9	Michigan	H	8-5	W
3/10	Ithaca	H	12-3	W
3/11	Liberty	H	5-4	W
3/12	Liberty	H	10-5	W
3/17	Bellarmine	H	4-2	W
3/17	St. Xavier	H	11-9	W
3/18	St. Xavier	H	13-2	W
3/19	Northeastern Illinois	H	7-4	W
3/20	Northeastern Illinois	H	11-2	W
3/21	St. Xavier	H	8-3	W
3/22	St. Xavier	H	3-2	W
3/22	Colby	H	25-1	W
3/22	Merrimack	H	10-5	W
3/23	Merrimack	H	11-3	W
3/24	SIU-Edwardsville	H	26-4	W
3/25	St. Mary's	H	10-5	W
3/26	Colby	H	5-0	W
3/26	St. Mary's	H	15-4	W
3/27	Colby	H	14-11	W
3/27	Merrimack	H	6-3	W
3/28	Ohio State	H	12-5	W
3/29	Ohio State	H	7-2	W
3/29	SIU-Edwardsville	H	8-7	L
4/1	Florida State	A	15-12	L
4/2	Florida State	A	8-3	L
4/5	Calvin	H	4-3	W
4/5	Calvin	H	8-2	W
4/7	Bethune-Cookman	H	17-2	W
4/8	Rollins	A	8-2	W
4/9	Rollins	H	8-1	W
4/10	Florida	A	7-0	W
4/13	FIU	A	4-3	L
4/13	FIU	A	13-5	W
4/16	FIT	H	10-4	W
4/18	Tampa	H	9-4	W
4/21	Stetson	A	5-2	W
4/22	Stetson	H	13-4	W
4/26	Florida State	H	3-1	L
5/1	Florida	H	2-1	L
5/2	South Florida	H	4-3	L
5/3	South Florida	H	6-3	W

1987

33-27
H: 26-14, A: 7-13, N: 0-0
Coach: Jay Bergman

2/6	West Florida	H	7-4	W
2/7	Armstrong State	H	9-8	W
2/7	Armstrong State	H	3-2	W
2/8	FIT	A	8-5	L
2/9	FIT	H	5-6	L
2/14	Rollins	A	7-6	W
2/15	Rollins	H	9-3	W
2/18	Stetson	A	10-9	W
2/20	Stetson	H	16-15	L
2/21	Georgia	H	4-6	L
2/22	Georgia	H	9-8	W
2/25	South Florida	A	9-2	L
2/28	FIU	H	12-1	W
3/1	FIU	H	10-5	W
3/4	Florida	H	8-4	L
3/6	Iowa State	H	3-1	W
3/7	Iowa State	H	4-3	L
3/7	Detroit	H	10-4	W
3/8	Detroit	H	15-5	W
3/9	Villanova	H	12-5	W
3/10	Florida	A	8-7	L
3/11	Samford	H	8-5	L
3/12	Samford	H	11-2	W
3/13	Villanova	H	11-3	W
3/15	Pittsburgh ¹	H	9-5	W
3/16	Seton Hall ¹	H	4-3	L
3/17	Princeton ¹	H	9-2	W
3/18	Pittsburgh ¹	H	16-6	W
3/19	Seton Hall ¹	H	7-4	L
3/20	Princeton ¹	H	4-2	L
3/21	Pittsburgh ¹	H	6-4	W
3/22	Seton Hall ¹	H	9-8	L
3/24	Florida State	A	12-4	L
3/25	Florida State	A	4-3	L
3/28	W.Va.-Wesleyan	H	15-0	W
3/28	W.Va.-Wesleyan	H	14-2	W
3/31	Jacksonville	H	10-9	W
3/31	Jacksonville	H	12-11	W
4/1	South Florida	H	6-2	L
4/2	Florida	A	12-6	W
4/4	Alabama	A	12-1	L
4/4	Alabama	A	10-3	W
4/5	Alabama	A	16-5	L
4/8	Stetson	A	5-12	L
4/14	Rollins	A	14-2	W
4/15	Rollins	H	12-1	W
4/17	FIU	A	7-1	L
4/18	FIU	H	5-1	L
4/21	Stetson	H	15-7	L
4/23	Florida State	H	8-5	W
4/29	Armstrong State	H	8-5	L
4/30	Armstrong State	H	29-15	W
5/1	The Citadel	A	7-3	W
5/2	The Citadel	A	6-3	L
5/2	The Citadel	A	6-5	W
5/6	North Carolina	A	7-6	W
5/7	North Carolina	A	5-0	L
5/10	Jacksonville	A	3-2	L
5/10	Jacksonville	A	7-6	L

¹ - UCF Burger King/Spring Classic
Orlando, Fla.

Note: One result missing from 1987 schedule

1988

40-20
H: 33-9, A: 5-11, N: 2-0
Coach: Jay Bergman

2/7	FIT	H	5-2	W
2/16	Florida	H	2-0	W
2/17	Rollins	A	12-7	L
2/19	Georgia	H	5-1	W
2/20	Georgia	H	23-5	L
2/23	Stetson	A	7-2	L
2/24	Stetson	H	12-1	W
2/26	North Florida	H	3-1	W
2/27	FIU	A	6-4	L
2/28	FIU	A	10-1	L
2/29	Bethune-Cookman	H	24-1	W
2/29	Bethune-Cookman	H	15-0	W
3/1	Florida	A	5-2	L
3/2	Rollins	H	8-6 (10)	L
3/5	Xavier	H	5-1	W
3/6	Detroit	H	7-6 (12)	W
3/7	Maine	H	2-1	L
3/8	Pennsylvania	H	6-5	W
3/9	Pittsburgh	H	1-0	W
3/11	Iowa State	H	3-2 (12)	W
3/11	Iowa State	H	10-5	W
3/12	Iowa State	H	16-4	L
3/12	Pittsburgh	H	3-0	W
3/14	Liberty	H	4-2	W
3/15	Bradley	H	8-0	W
3/16	Eastern Kentucky	H	9-7	W
3/17	Liberty	H	10-6	W
3/18	Bradley	H	12-1	L
3/18	Eastern Kentucky	H	6-0	L
3/22	Long Island	H	9-1	W
3/24	Long Island	H	1-0	W
3/26	Northeastern	H	6-1	W
3/27	Northeastern	H	12-9	W
3/28	Quincy	H	6-1	W
3/29	Colby	N	23-16	W
3/30	South Florida	A	10-1	W
3/31	Southern Maine	H	10-2	W
3/31	Southern Maine	H	7-6	W
4/1	Brown	H	3-2	W
4/4	Calvin	H	9-1	W
4/4	Calvin	H	11-2	W
4/8	Jacksonville	H	11-8 (10)	L
4/8	Jacksonville	H	9-8 (8)	W
4/13	South Florida	H	4-3	W
4/16	FIU	H	2-1	W
4/17	FIU ¹	N	6-1	W
4/19	Stetson	H	9-7	L
4/20	Stetson	A	12-5	W
4/22	Jacksonville	A	4-2 (8)	W
4/22	Jacksonville	A	9-8	L
4/23	Rollins	H	4-3	W
4/24	Rollins	A	8-3	W
5/1	Florida State	A	8-1	L
5/1	Florida State	A	2-1(10)	L
5/2	Rollins	H	7-1	W
5/3	Florida State	H	11-3	L
5/4	Florida	A	9-6	L
5/6	Southern Miss	A	14-1	W
5/7	Southern Miss	A	7-4	L
5/8	Southern Miss	A	11-9	L

¹ - Played at Tinker Field
Orlando, Fla.

1989

42-22
H: 30-9, A: 10-11, N: 2-2, PS: 2-2
NCAA EAST REGIONAL
Coach: Jay Bergman

2/3	Miami (Fla.)	A	1-4	L
2/4	Miami (Fla.)	A	1-5	L
2/5	Miami (Fla.)	A	0-15	L
2/7	Bethune-Cookman	H	16-5	W
2/10	Rollins	H	2-6	L
2/11	FIT	H	5-2	W
2/14	Bethune-Cookman	A	15-5	W
2/15	Stetson	H	9-3	W
2/18	Rollins	A	8-5	W
2/20	Stetson	A	4-6	L
2/25	FIU	A	4-3	W
2/26	FIU	A	6-4 (12)	W
2/28	Jacksonville	H	4-5	L
2/28	Jacksonville	H	5-7	L
3/3	Wisconsin	H	7-9	L
3/4	Wisconsin	H	3-2	W
3/4	Wisconsin	H	3-1	W
3/5	Wisconsin	H	13-4	W
3/8	Pittsburgh	H	10-2	W
3/9	Oklahoma	H	9-8	W
3/10	Pittsburgh	H	16-1	W
3/11	Michigan	H	3-2	W
3/12	Michigan	H	10-9	W
3/14	Yale	H	7-4	W
3/15	Ithaca	H	8-0	W
3/17	Portland State	H	5-4 (12)	W
3/18	Xavier	H	1-2	L
3/20	Evansville ¹	H	6-5	W
3/21	Rider ¹	H	8-3	W
3/22	Davidson ¹	H	4-1	W
3/23	Evansville ¹	H	9-5	W
3/24	Rider ¹	H	6-10	L
3/25	Davidson ¹	H	13-11	W
3/28	South Florida	A	6-3	W
3/29	Florida	H	1-3	L
3/30	Siena	H	2-1	W
3/31	Siena	H	10-3	W
4/1	Siena	H	19-5	W
4/3	South Florida	H	7-3	W
4/6	Florida	A	1-2	L
4/8	FIU	H	5-4 (12)	W
4/9	FIU	H	8-13	L
4/12	Stetson	H	9-0	W
4/16	Tulane	H	5-2	W
4/16	Tulane	H	5-0	W
4/19	Stetson	A	10-7	W
4/22	Jacksonville	A	1-2 (8)	L
4/22	Jacksonville	A	2-3 (8)	L
4/26	Florida	A	7-4	W
4/27	Flagler	H	5-4 (11)	W
4/28	Florida Atlantic	H	2-3	L
5/5	Campbell	A	8-1	W
5/6	Campbell	A	4-1	W
5/7	UNC-Wilmington	A	0-3	L
5/7	UNC-Wilmington	A	0-8	L
5/10	South Carolina	A	1-0	W
5/10	South Carolina	A	3-6 (9)	L
5/12	Rollins	H	3-1	W
5/13	Rollins	A	5-8	L
5/14	Rollins	H	7-4	W

NCAA EAST REGIONAL

5/25	Georgia Tech ²	N	6-4	W
5/26	Florida ²	A	10-7	W
5/27	Miami (Fla.) ²	N	1-10	L
5/28	Villanova ²	N	2-5	L

¹ - UCF Burger King Classic
Orlando, Fla.

² - NCAA East Regional
Gainesville, Fla.

1990

40-20

H: 29-11, A: 11-9, N: 0-0

Coach: Jay Bergman

2/4	FIT	H	8-4	L
2/9	Western Kentucky	H	9-3	L
2/10	Western Kentucky	H	13-3	W
2/10	Western Kentucky	H	4-2	L
2/11	Miami (Fla.)	H	4-2	L
2/13	Bethune-Cookman	H	17-0	W
2/17	Illinois ¹	N	10-4	L
2/17	Houston ¹	N	4-3	L
2/18	Long Beach State ¹	N	17-4	L
2/19	Houston ¹	N	12-5	W
2/20	Bethune-Cookman	A	14-1	W
2/24	Wisconsin	H	4-3	L
2/24	Wisconsin	H	11-5	W
2/25	Wisconsin	H	3-0	W
2/25	Wisconsin	H	6-0	W
2/28	South Florida	A	6-3	W
3/3	Georgia	H	5-1	L
3/4	Georgia	H	7-2 (12)	L
3/7	Wisconsin-Milwaukee	H	6-1	W
3/8	Pittsburgh	H	14-2	W
3/10	Michigan	H	2-1 (14)	W
3/11	Michigan	H	6-1	W
3/13	Wisconsin-Milwaukee	H	5-2	W
3/17	Mansfield (Pa.)	H	12-9	W
3/17	Illinois-Chicago	H	8-5	W
3/19	Cornell ²	H	4-1	W
3/20	Hardin-Simmons ²	H	9-1	W
3/21	Bradley ²	H	8-5	W
3/22	Cornell ²	H	8-0	W
3/23	Hardin-Simmons ²	H	5-3	W
3/24	Bradley ²	H	15-7	W
3/27	Florida	A	5-1	W
3/28	Flagler	A	9-6	W
3/31	Eastern Illinois	H	5-1	W
4/2	Stetson	A	15-6	W
4/3	Stetson	H	4-3	W
4/4	Florida Atlantic	A	2-1	W
4/7	North Florida	A	4-3	W
4/10	Flagler	H	5-0	W
4/12	Stetson	A	9-8	W
4/13	FIU	A	5-0	L
4/14	FIU	A	16-10	L
4/17	Jacksonville	A	2-1	W
4/17	Jacksonville	A	3-2	L
4/18	Stetson	H	2-1	W
4/21	Tulane	A	13-2	L
4/21	Tulane	A	2-1	L
4/25	Florida	H	2-0	W
4/27	Siena	H	5-1	W
4/27	Siena	H	7-0	W
4/29	Siena	H	14-4	W
5/2	South Florida	H	7-6	L
5/6	Coastal Carolina	A	6-4	W
5/7	Coastal Carolina	A	6-5	L
5/7	Coastal Carolina	A	2-1	L
5/11	Rollins	H	6-2	W
5/12	Rollins	A	9-2	W
5/13	Rollins	H	5-4	W
5/18	Miami (Fla.)	A	4-3	L
5/19	Miami (Fla.)	A	9-0	L

¹ - Olive Garden Classic
Kissimmee, Fla.

² - UCF Burger King/Pepsi Classic
Orlando, Fla.

1991

41-21 / 10-8 American South

H: 32-9, A: 7-7, N: 0-0

Coach: Jay Bergman

2/2	Rollins	H	6-2	W
2/3	at Rollins	A	9-1	W
3/5	South Florida	H	5-2	L
2/8	Georgia Southern ¹	N	12-10	W
2/9	UCLA ¹	N	6-5	L
2/9	Florida ¹	N	7-5	L
2/10	Georgia Southern ¹	N	15-10	L
2/15	Western Kentucky	H	14-12	L
2/16	Western Kentucky	H	4-2	W
2/17	Western Kentucky	H	6-5	W
2/22	Illinois	H	7-6	W
2/23	Illinois	H	10-9	W
2/24	Illinois	H	15-8	L
2/28	Furman	H	5-2	W
3/1	Wisconsin	H	7-4	W
3/2	Wisconsin	H	5-2	W
3/2	Wisconsin	H	5-2	W
3/5	Flagler	H	5-2	W
3/7	Pittsburgh	H	8-5	W
3/10	North Florida	H	7-0	L
3/10	Ithaca	H	9-0	W
3/10	Ohio Wesleyan	H	23-4	W
3/12	Liberty	H	7-1	W
3/12	SE Massachusetts	H	12-1	W
3/15	George Mason	H	12-8	W
3/18	Arkansas State*	H	9-2	W
3/18	Arkansas State*	H	19-5	W
3/19	Arkansas State*	H	8-4	W
3/19	Princeton ²	H	9-5	W
3/20	Missouri ²	H	4-3	L
3/21	Bradley ²	H	6-1	W
3/22	Bradley ²	H	17-2	W
3/24	Missouri ²	H	4-2	L
3/25	Wagner	H	9-1	W
3/26	Wright State	H	6-5	W
3/26	Cleveland State	H	24-2	W
3/30	UTRGV*	A	5-4	L
3/30	UTRGV*	A	5-4	L
3/31	UTRGV*	A	9-8	L
4/4	Siena	H	10-2	W
4/4	Siena	H	11-0	W
4/5	Bethune-Cookman	H	18-3	W
4/6	Louisiana*	H	4-3	L
4/6	Louisiana*	H	7-2	W
4/7	Louisiana*	H	12-2	L
4/9	Stetson	A	12-5	W
4/10	South Florida	A	13-9	L
4/12	Rollins	A	9-5	W
4/16	Stetson	H	7-6	L
4/20	Louisiana Tech*	A	6-5	L
4/20	Louisiana Tech*	A	13-5	L
4/21	Louisiana Tech*	A	7-6	W
4/27	New Orleans*	A	8-5	W
4/27	New Orleans*	A	10-2	W
4/28	New Orleans*	A	5-1	L
5/4	Lamar*	H	5-4	W
5/4	Lamar*	H	5-2	W
5/5	Lamar*	H	6-1	W

AMERICAN SOUTH TOURNAMENT

5/9	UTRGV^	A	6-2	W
5/11	Louisiana Tech^	N	6-4	W
5/12	Louisiana^	N	3-6	L
5/12	Louisiana^	N	6-8	L

¹ - Olive Garden Classic
Kissimmee, Fla.

² - Dr. Pepper/UCF Classic
Orlando, Fla.

* - American South Game

^ - American South Tournament

1992

35-23 / 9-11 Sun Belt

H: 24-10, A: 9-8, N: 2-5, PS: 1-2

Coach: Jay Bergman

2/2	FIT	H	7-6	W
2/7	South Florida ¹	N	7-1	W
2/8	Ohio State ¹	N	11-8	L
2/8	Southern California ¹	N	5-1	L
2/9	South Florida ¹	N	7-4	L
2/15	Rollins	A	10-5	W
2/16	Rollins	H	9-5	W
2/22	FIU	H	4-2	W
2/23	FIU	H	13-6	W
2/27	Bethune-Cookman	A	10-3	W
2/27	Bethune-Cookman	A	18-1	W
2/29	Bethune-Cookman	H	16-2	W
3/2	Flagler	H	8-7	W
3/3	Vanderbilt	H	9-5	W
3/6	Jacksonville*	A	15-4	W
3/7	Jacksonville*	A	14-2	L
3/8	Jacksonville*	A	9-5	W
3/9	Illinois-Chicago ²	H	3-0	W
3/10	Oregon State ²	H	6-5	W
3/10	Evansville ²	H	6-3	W
3/12	Illinois-Chicago ²	H	9-6	W
3/13	Oregon State ²	H	5-4	L
3/14	Evansville ²	H	5-3	W
3/16	Massachusetts	H	8-5	W
3/17	Cornell	H	4-2	W
3/18	Massachusetts	H	2-1	L
3/21	Arkansas-Little Rock*	A	5-2	L
3/21	Arkansas-Little Rock*	A	11-6	L
3/23	Cleveland State	H	7-6 (10)	W
3/24	LSU	H	5-2	L
3/27	South Alabama*	H	9-0	W
3/28	South Alabama*	H	5-1	L
3/29	South Alabama*	H	4-3	W
4/1	Gustavus, Adolphus	H	8-0	W
4/3	Western Kentucky*	H	7-4	L
4/4	Western Kentucky*	H	10-7	L
4/5	Western Kentucky*	H	4-3 (13)	W
4/8	Stetson	A	7-6	L
4/10	South Alabama*	A	5-1	L
4/11	South Alabama*	A	20-3	L
4/12	South Alabama*	A	7-1	W
4/14	South Florida	H	6-3	L
4/15	Stetson	H	8-1	L
4/17	Nicholls State	H	5-4	W
4/18	Nicholls State	H	6-2	W
4/21	South Florida	A	8-6	W
4/29	Stetson	H	6-3	L
4/24	Western Kentucky*	A	12-7	L
4/25	Western Kentucky*	A	26-12	L
4/26	Western Kentucky*	A	12-4	W
4/28	Stetson	H	3-1	W
5/1	North Florida	A	7-3	W
5/7	Jacksonville*	H	8-7	W
5/8	Jacksonville*	H	2-1(11)	L
5/9	Jacksonville*	H	3-2	W

SUN BELT TOURNAMENT

5/13	Louisiana Tech^	N	6-4	W
5/14	Lamar^	N	4-2	L
5/15	Louisiana^	N	4-3	L

¹ - Olive Garden Classic
Kissimmee, Fla.

² - UCF Classic
Orlando, Fla.

* - Sun Belt Game

^ - Sun Belt Tournament
Mobile, Ala.

% - Exhibition - Baseball - City, Fla.

1993

31-31 / 9-9 Trans Atlantic
H: 22-10, A: 3-14, N: 6-7, PS: 4-3
TAAC CHAMPIONS
NCAA EAST REGIONAL
Coach: Jay Bergman

2/5	Pepperdine ¹	N	1-6	L
2/6	Auburn ¹	N	1-12	L
2/6	Georgia Tech ¹	N	2-13	L
2/7	Auburn ¹	N	12-4	W
2/13	Bethune-Cookman	H	6-2	W
2/13	Bethune-Cookman	H	20-0	W
2/15	Bethune-Cookman	A	6-1	W
2/16	Flagler	H	8-9 (10)	L
2/19	FIT	H	3-2	W
2/20	Rollins	A	7-11	L
2/21	Rollins	H	2-1	W
2/25	Tennessee	H	1-5	L
2/26	Tennessee	H	0-9	L
2/26	Illinois	H	0-5	L
2/28	Illinois	H	2-0	W
3/3	Vanderbilt	H	0-1	L
3/6	LSU	A	0-12	L
3/7	LSU	A	4-14	L
3/8	Illinois-Chicago ²	H	1-3	L
3/9	UMES ²	H	9-0	W
3/10	Butler ²	H	14-4	W
3/10	Florida State	N	5-7	L
3/11	Illinois-Chicago ²	H	7-6	W
3/12	Butler ²	H	8-1	W
3/13	Rhode Island	H	6-1	W
3/18	West Virginia	N	14-3	W
3/20	Auburn	A	3-4	L
3/21	Auburn	A	1-2	L
3/23	Cornell	H	12-1	W
3/24	Cleveland State	H	21-6	W
3/25	Cleveland State	H	6-7	L
3/26	Stetson*	A	4-9	L
3/27	Stetson*	A	0-1	L
3/27	Stetson*	A	1-2	L
3/31	Miami	A	2-11	L
4/2	College of Charleston*	H	4-3	W
4/3	College of Charleston*	H	1-4	L
4/3	College of Charleston*	H	5-1	W
4/5	Florida Atlantic	H	1-0	W
4/9	Stetson*	H	5-4	W
4/10	Stetson*	H	3-2	W
4/10	Stetson*	H	2-23	L
4/14	South Florida	H	2-0	W
4/16	FIU*	H	5-3	W
4/17	FIU*	H	2-1 (10)	W
4/17	FIU*	H	4-6	L
4/21	South Florida	H	7-6	W
4/23	College of Charleston*	A	4-7	L
4/24	College of Charleston*	A	3-2 (12)	W
4/24	College of Charleston*	A	2-8	L
5/1	South Florida	A	6-17	L
5/2	South Florida	A	0-11	L
5/7	FIU*	A	7-18	L
5/8	FIU*	A	6-5	W
5/8	FIU*	A	11-4	W

TAAC TOURNAMENT

5/14	SE Louisiana [^]	N	4-2	W
5/15	Centenary [^]	N	5-2	W
5/16	Centenary [^]	N	3-5	L
5/16	Centenary [^]	N	12-2	W

NCAA EAST REGIONAL

5/27	Long Beach State ³	N	6-11	L
5/28	South Florida ³	N	4-3	W
5/29	Notre Dame ³	N	3-12	L

¹ - Olive Garden Classic
Kissimmee, Fla.

² - UCF Classic
Orlando, Fla.

* - TAAC Game

[^] - TAAC Tournament
DeLand, Fla.

³ - NCAA East Regional
Tallahassee, Fla.

1994

29-26 / 8-10 Trans Atlantic
H: 20-13, A: 7-11, N: 2-2
Coach: Jay Bergman

2/6	Rollins	A	5-1	L
2/8	Bethune-Cookman	A	13-3	W
2/11	NC State#	N	9-2	W
2/12	Kansas#	N	13-8	W
2/12	Tennessee#	N	3-2	L
2/13	Tennessee#	N	3-0	L
2/16	Bethune-Cookman	H	2-1	L
2/16	Bethune-Cookman	H	7-0	W
2/19	Rollins	H	7-5	L
2/25	Rutgers	H	7-1	L
2/26	Rutgers	H	2-0	W
2/27	Rutgers	H	6-1	W
3/5	Florida A&M	H	14-3	W
3/5	Florida A&M	H	10-2	W
3/6	Purdue	H	5-4	W
3/10	Vanderbilt	H	7-3	L
3/11	Michigan	H	5-2	L
3/12	Michigan	H	4-3	W
3/12	Michigan	H	8-7	W
3/13	Florida	H	7-2	W
3/15	Rider	H	9-6	W
3/16	Rider	H	8-2	L
3/17	Rider	H	7-5	L
3/19	Florida Atlantic	A	13-8	W
3/20	Florida Atlantic	A	6-4	W
3/20	Florida Atlantic	A	11-1	L
3/21	Cleveland State	H	16-3	W
3/21	Cleveland State	H	4-0	W
3/25	College of Charleston*	H	7-3	W
3/26	College of Charleston*	H	6-2	L
3/26	College of Charleston*	H	3-0	W
3/30	Florida	A	5-4	W
4/1	FIU*	A	7-3	L
4/2	FIU*	A	5-1	W
4/2	FIU*	A	13-5	L
4/5	South Florida	H	8-4	L
4/8	Stetson*	H	5-2	W
4/9	Stetson*	H	3-2	W
4/9	Stetson*	H	5-1	W
4/12	South Florida	A	5-1	L
4/15	FIU*	H	7-3	W
4/16	FIU*	H	5-1	L
4/16	FIU*	H	4-3	L
4/19	South Florida	H	5-2	W
4/22	College of Charleston*	A	6-2	L
4/23	College of Charleston*	A	3-0	L
4/23	College of Charleston*	A	3-2	L
4/27	Florida	A	9-2	L
4/29	Stetson*	A	3-0	L
4/30	Stetson*	A	7-6	W
4/30	Stetson*	A	9-0	L
5/3	South Florida	A	7-6	W
5/7	Florida Atlantic	H	5-4 (10)	W
5/8	Florida Atlantic	H	8-2	L
5/8	Florida Atlantic	H	9-2	L

¹ - Olive Garden Classic
Kissimmee, Fla.

* - TAAC Game

1995

49-13 / 23-7 Trans Atlantic
H: 23-4, A: 20-5, N: 6-4, PS: 5-2
TAAC CHAMPIONS
NCAA ATLANTIC I REGIONAL
Coach: Jay Bergman

2/4	Rollins	A	1-4	L
2/5	Rollins	H	3-2	W
2/10	Georgia ¹	N	10-5	W
2/11	North Carolina ¹	N	11-5	W
2/11	Miami (Fla.) ¹	N	0-6	L
2/12	Miami (Fla.) ¹	N	4-5	L
2/15	Bethune-Cookman	H	6-1	W
2/15	Bethune-Cookman	H	6-5	W
2/17	Minnesota	H	6-0	W
2/18	Minnesota	H	7-1	W
2/19	Minnesota	H	4-3	W
2/21	Bethune-Cookman	A	5-2	W
2/21	Bethune-Cookman	A	6-3	W
2/25	Florida Atlantic*	A	2-3	L
2/26	Florida Atlantic*	A	2-11	L
2/26	Florida Atlantic*	A	5-2	W
3/3	FIU*	H	3-5	L
3/4	FIU*	H	1-5 (9)	L
3/4	FIU*	H	3-8	L
3/8	Vanderbilt	H	9-5	W
3/10	Campbell*	A	6-1	W
3/10	Campbell*	A	1-0	W
3/11	Campbell*	A	4-2	W
3/13	Florida A&M	A	3-1	W
3/14	Florida A&M	A	12-2	W
3/16	Long Island	H	11-3	W
3/18	College of Charleston*	H	2-1	W
3/18	College of Charleston*	H	5-4 (15)	W
3/19	College of Charleston*	H	10-2	W
3/20	Cleveland State	H	3-0	W
3/22	Portland State	H	6-0	W
3/24	SE Louisiana*	A	15-9	W
3/25	SE Louisiana*	A	4-1	W
3/25	SE Louisiana*	A	8-4	W
3.28	Rollins	A	11-3	W
4/1	Centenary*	H	5-1	W
4/2	Centenary*	H	10-5	W
4/2	Centenary*	H	2-0	W
4/4	South Florida	H	5-4	W
4/7	Georgia State*	A	14-3	W
4/8	Georgia State*	A	7-4	W
4/8	Georgia State*	A	12-3	W
4/11	South Florida	A	2-0	W
4/14	Samford*	H	9-1	W
4/15	Samford*	H	3-2	W
4/15	Samford*	H	3-0	W
4/18	South Florida	H	3-2	W
4/21	Mercer*	H	5-4	W
4/22	Mercer*	H	3-7	L
4/22	Mercer*	H	9-3	W
4/25	South Florida	A	11-4	W
4/26	Miami (Fla.)	A	4-20	L
4/27	Miami (Fla.)	A	11-5	W
5/4	Stetson*	A	12-8 (10)	W
5/6	Stetson*	A	5-4	W
5/6	Stetson*	A	0-2	L

TAAC TOURNAMENT

5/11	Stetson [^]	N	4-3	W
5/12	Florida Atlantic [^]	N	7-5	W
5/13	Stetson [^]	N	7-2	W

NCAA ATLANTIC I REGIONAL

5/25	South Alabama ²	N	6-5	W
5/26	Old Dominion ²	N	6-7	L
5/27	Mississippi ²	N	4-10	L

¹ - Olive Garden Classic
Kissimmee, Fla.

* - TAAC Game

[^] - TAAC Tournament
Homestead, Fla.

² - NCAA Atlantic I Regional
Tallahassee, Fla.

1996

43-22 / 9-9 Trans Atlantic
H: 31-10, A: 4-10, N: 8-2, PS: 4-2
TAAC CHAMPIONS
NCAA EAST REGIONAL
Coach: Jay Bergman

2/2	Western Carolina	H	5-4 (12)	W
2/3	Western Carolina	H	11-8	W
2/4	Western Carolina	H	12-2	W
2/9	Wake Forest ¹	N	5-4	W
2/10	North Carolina ¹	N	8-3	W
2/11	Georgia Tech ¹	N	8-7	W
2/14	Bethune-Cookman	H	9-2	W
2/17	Louisiana	H	8-7	L
2/18	Louisiana	H	12-11 (10)	W
2/18	Louisiana	H	9-7	W
2/21	Rollins	A	7-5	L
2/23	Rider	H	12-4	W
2/24	Rider	H	6-1	W
2/25	Rider	H	6-5	W
2/28	Bethune-Cookman	A	8-4	W
3/3	Temple	H	15-3	W
3/3	Temple	H	7-0	W
3/4	Vanderbilt	H	5-3	L
3/8	Rice	A	6-5	L
3/8	Houston	A	9-5	L
3/9	Houston	A	8-3	L
3/10	Houston	A	5-1	W
3/12	Lehigh	H	8-2	W
3/14	George Mason	H	10-0	W
3/15	Rutgers	H	1-0	L
3/16	Rutgers	H	11-2	W
3/17	Rutgers	H	6-2	W
3/19	Rhode Island	H	13-3	W
3/20	Maryland	H	16-3	W
3/21	Akron	H	18-2	L
3/21	Akron	H	14-2	W
3/22	Stetson*	A	5-0	L
3/23	Stetson*	A	3-2	L
3/23	Stetson*	A	5-4	L
3/26	Rollins	H	5-2	L
3/29	Florida Atlantic*	H	10-1	W
3/30	Florida Atlantic*	H	3-2	L
3/31	Florida Atlantic*	H	11-8	W
4/2	South Florida	A	9-4	W
4/5	FIU*	A	1-0	L
4/6	FIU*	A	6-4	W
4/6	FIU*	A	13-1	L
4/9	South Florida	H	5-1	W
4/13	Stetson*	H	3-2	W
4/13	Stetson*	H	12-5	W
4/14	Stetson*	H	10-3	W
4/16	South Florida	A	10-3	L
4/19	FIU*	H	1-2 (12)	L
4/20	FIU*	H	6-4	W
4/20	FIU*	H	5-2	W
4/23	South Florida	H	3-2	W
4/24	Florida	A	8-3	L
5/3	Rollins	H	12-8	W
5/4	Florida Atlantic*	A	9-6	L
5/5	Florida Atlantic*	A	5-4	W
5/5	Florida Atlantic*	A	6-2	L

TAAC TOURNAMENT

5/10	Centenary ²	H	4-2	W
5/11	Centenary ²	H	14-0	W
5/15	SE Louisiana [^]	N	2-1	W
5/16	Florida Atlantic [^]	N	3-1	W
5/17	Stetson [^]	N	6-3	W
5/18	Florida Atlantic [^]	N	6-2	W

NCAA EAST REGIONAL

5/23	Massachusetts ³	N	8-7	L
5/24	Bucknell ³	N	13-1	W
5/25	Massachusetts ³	N	7-5	L

¹ - Olive Garden Classic
Kissimmee, Fla.

* - TAAC Game

² - TAAC Tournament First Round
Orlando, Fla.

[^] - TAAC Tournament
DeLand, Fla.

³ - NCAA East Regional
Gainesville, Fla.

1997

40-24 / 7-10 Trans Atlantic
H: 22-7, A: 10-9, N: 8-8, PS: 4-2
TRANS ATLANTIC CHAMPIONS
NCAA EAST REGIONAL
Coach: Jay Bergman

2/1	Rollins	A	10-3	W
2/2	Rollins	H	14-9	W
2/3	Florida Tech ¹	N	9-4	W
2/7	Tennessee ²	N	8-6 (11)	L
2/8	South Florida ²	N	15-6	L
2/8	Oklahoma State ²	N	13-12	L
2/9	Oklahoma State ²	N	8-7	W
2/11	Louisiana	H	7-0	W
2/14	Campbell	H	9-3	W
2/15	Campbell	H	4-2	W
2/15	Campbell	H	5-4	W
2/18	Bethune-Cookman	H	4-3	L
2/21	Texas State ³	N	8-2	L
2/22	Houston ³	N	15-6	L
2/23	Oklahoma ³	N	6-4	L
2/25	Bethune-Cookman	A	4-3	W
3/1	Vanderbilt ⁴	N	9-2	W
3/2	Lamar ⁴	N	6-0	W
3/7	Siena	H	19-0	W
3/7	Siena	H	6-1	W
3/8	Siena	H	4-1	W
3/8	Siena	H	3-2	W
3/14	Maine	H	7-6 (11)	L
3/15	Lehigh	H	13-2	W
3/15	Maine	H	5-0	W
3/15	Maine	H	5-4	W
3/16	Illinois-Chicago	H	5-1	W
3/18	Rutgers	H	15-13	W
3/19	Rutgers	H	13-6	W
3/20	Rutgers	H	7-4	L
3/25	Rollins	H	1-0	W
3/26	Houston	H	11-8	L
3/28	Stetson*	H	4-3 (11)	W
3/29	Stetson*	H	1-3	L
3/29	Stetson*	H	3-2	W
4/1	South Florida	A	11-3	W
4/4	FIU*	A	7-5	L
4/5	FIU*	A	4-2 (9)	W
4/5	FIU*	A	3-2	L
4/8	South Florida	H	4-3 (11)	W
4/13	Florida Atlantic*	A	12-6 (9)	W
4/13	Florida Atlantic*	A	5-0	W
4/15	South Florida	A	4-3 (13)	L
4/16	Bethune-Cookman	A	8-2	W
4/18	FIU*	A	15-14	L
4/19	FIU*	A	12-6 (8)	L
4/19	FIU*	A	7-6	L
4/22	South Florida	H	2-1	W
4/23	Florida	A	19-11	W
4/27	Florida Atlantic*	H	8-6	L
4/27	Florida Atlantic*	H	6-4	L
4/28	Florida Atlantic*	H	6-1	W
5/3	Stetson*	A	16-0	L
5/4	Stetson*	A	9-4	L
5/4	Stetson*	A	7-6	W

TAAC TOURNAMENT

5/9	Jacksonville State ⁵	A	15-5	W
5/10	Jacksonville State ⁵	A	13-12	L
5/10	Jacksonville State ⁵	A	16-5	W
5/14	Mercer [^]	N	11-4	W
5/15	SE Louisiana [^]	N	17-9	W
5/16	FIU [^]	N	8-4	W
5/17	Stetson [^]	N	14-9	W

NCAA EAST REGIONAL

5/22	South Florida ⁶	N	5-4	L
5/23	Florida State ⁶	N	16-2	L

¹ - Played in Melbourne, Fla.

² - Olive Garden Classic
Kissimmee, Fla.

³ - Houston Invitational
Houston, Texas

⁴ - Blue/Gray Classic
Montgomery, Ala.

* - TAAC Game

⁵ - TAAC Tournament First Round
Jacksonville, Ala.

[^] - TAAC Tournament
DeLand, Fla.

⁶ - NCAA East Regional
Tallahassee, Fla.

1998

41-21 / 12-6 Trans Atlantic
H: 28-7, A: 9-5, N: 4-9, PS: 2-2
Coach: Jay Bergman

1/31	Rollins	A	17-0	W
2/1	Rollins	H	8-4	W
2/3	Bethune-Cookman	N	4-2	W
2/7	Clemson ¹	N	7-6	L
2/7	Auburn ¹	N	4-0	L
2/8	South Florida ¹	N	3-2	L
2/10	Bethune-Cookman	A	16-1	W
2/14	Santa Clara ²	N	2-0	L
2/14	Washington ²	N	8-4	L
2/15	Oregon State ²	N	7-2	L
2/20	Kansas ³	N	6-4	W
2/21	Oklahoma ³	N	5-3	L
2/22	Houston ³	A	9-4	L
2/24	Houston	A	4-3	W
2/25	Rice	A	4-3	W
2/27	Sam Houston State	A	3-2	L
2/28	Sam Houston State	A	5-2	W
3/6	Centenary	H	7-3	W
3/7	Centenary	H	11-3	W
3/7	Centenary	H	8-1	W
3/11	Miami (Ohio)	H	8-2	W
3/12	Cleveland Indians ⁴	A	6-2	L
3/13	Central Michigan	H	7-4	W
3/13	Central Michigan	H	7-3	W
3/15	Illinois-Chicago	H	20-4	W
3/17	Western Illinois	H	8-0	W
3/18	Western Illinois	H	9-3	W
3/18	Western Illinois	H	8-3	W
3/20	Lehigh	H	12-4	W
3/21	Northwestern	H	12-3	W
3/22	Northwestern	H	9-7	L
3/23	Northwestern	H	7-8 (10)	L
3/25	Bethune-Cookman	H	9-3	W
3/28	Florida Atlantic*	H	4-3	W
3/29 (1)	Florida Atlantic*	H	6-2	W
3/29 (2)	Florida Atlantic*	H	9-0	W
3/31	South Florida	H	10-7	W
4/3	FIU*	H	6-5	W
4/4	FIU*	H	12-4	L
4/4	FIU*	H	8-3	L
4/7	South Florida	A	17-10	W
4/10	Stetson*	H	16-13	W
4/11	Stetson*	H	7-6	L
4/11	Stetson*	H	9-4	W
4/14	South Florida	H	11-6	L
4/15	Bethune-Cookman	H	16-1	W
4/17	FIU*	A	6-1	L
4/18	FIU*	A	6-5	W
4/18	FIU*	A	10-1	L
4/21	South Florida	H	10-5	W
4/25	Florida Atlantic*	H	8-3	W
4/26	Florida Atlantic*	H	5-3	W
4/26	Florida Atlantic*	H	7-5	W
5/2	Stetson*	A	11-10 (10)	W
5/3	Stetson*	A	5-3 (8)	W
5/3	Stetson*	A	1-2	L

TAAC TOURNAMENT

5/8	Centenary ⁵	H	7-10	L
5/9	Centenary ⁵	H	10-5	W
5/9	Centenary ⁵	H	14-2	W
5/13	Jacksonville State [^]	N	5-0	W
5/14	Stetson [^]	N	5-3	W
5/15	FIU [^]	N	2-3	L
5/15	Troy State [^]	N	9-12	L

¹ - Olive Garden Classic
Kissimmee, Fla.

² - Space Coast Tournament
Melbourne, Fla.

³ - Houston Invitational
Houston, Texas

⁴ - Exhibition Game (Not included in record)
Winter Haven, Fla.

* - TAAC Game

⁵ - TAAC Tournament First Round
Orlando, Fla.

[^] - TAAC Tournament
Kissimmee, Fla.

1999

38-21 / 19-11 Trans Atlantic
H: 23-10, A: 12-8, N: 3-3, PS: 1-2
Coach: Jay Bergman

1/29		Duke ¹	N	8-5	W
1/30	#29	South Alabama ¹	N	6-3	W
1/31	#4	Rice ¹	N	8-1	L
2/5		Nicholls State	H	8-6	L
2/6		Nicholls State	H	7-3	L
2/7		Nicholls State	H	12-6	W
2/9		Bethune-Cookman ²	N	13-8	W
2/12		St. John's	H	14-5	W
2/13		St. John's	H	10-5	L
2/14		St. John's	H	8-5	W
2/20		Rollins	H	9-3	W
2/23		Bethune-Cookman	H	15-4	W
2/27	#8	LSU	A	18-4	L
2/28	#8	LSU	A	5-2	L
3/3		Western Michigan	H	17-5	W
3/6		Troy State*	A	8-7	W
3/6		Troy State*	A	4-3	L
3/7		Troy State*	A	11-10	L
3/9		Lehigh	H	9-5	W
3/12		Siena	H	4-2	L
3/13		Siena	H	18-4	W
3/13		Siena	H	22-2	W
3/17		Bethune-Cookman	A	6-2	W
3/19		Samford*	A	8-3	W
3/20		Samford*	A	6-2	W
3/20		Samford*	A	9-4	W
3/24		Bethune-Cookman	H	6-1	W
3/26		Jacksonville State*	H	7-1	W
3/27		Jacksonville State*	H	7-4	L
3/27		Jacksonville State*	H	12-3	W
3/30		South Florida	A	7-4	W
4/2		Centenary*	A	9-1	W
4/2		Centenary*	A	5-6 (8)	L
4/3		Centenary*	A	16-8	W
4/6		South Florida	H	8-6	W
4/9		Campbell*	H	11-4	W
4/10		Campbell*	H	6-5	W
4/10		Campbell*	H	16-2	W
4/13		South Florida	A	5-4 (10)	L
4/16		Stetson*	A	20-3	W
4/18		Stetson*	A	17-0	W
4/18		Stetson*	A	5-3 (8)	W
4/20		South Florida	H	12-11	W
4/24		Jacksonville*	H	4-2	L
4/24		Jacksonville*	H	10-7	L
4/25		Jacksonville*	H	7-8 (10)	L
5/1	#8	Florida Atlantic*	H	18-7	L
5/1	#8	Florida Atlantic*	H	7-1	L
5/2	#8	Florida Atlantic*	H	5-4	W
5/7		Mercer*	A	5-4	W
5/8		Mercer*	A	11-3	L
5/8		Mercer*	A	11-6	L
5/11		Florida	A	8-7	W
5/14		Georgia State*	H	9-1	W
5/15		Georgia State*	H	18-6	W
5/15		Georgia State*	H	8-1	W

TAAC TOURNAMENT

5/19		Mercer [^]	N	5-4	L
5/20	#8	Florida Atlantic [^]	N	7-4	W
5/21		Jacksonville [^]	N	5-1	L

¹ - Olive Garden Classic
Kissimmee, Fla.

² - Played at Space Coast Stadium
Melbourne, Fla.

* - TAAC Game

[^] - TAAC Tournament
Kissimmee, Fla.

2000

43-19 / 22-5 Trans Atlantic
H: 24-7, A: 16-9, N: 3-3, PS: 2-4
NCAA TALLAHASSEE REGIONAL
Coach: Jay Bergman

1/28	#20	North Carolina ¹	N	9-6	L
1/29	#21	Wake Forest ¹	N	5-4	W
1/30	#24	Clemson ¹	N	5-0	W
2/8		Bethune-Cookman	A	4-2	L
2/11		Western Carolina	H	7-2	W
2/12		Western Carolina	H	21-0	W
2/13		Western Carolina	H	14-7	W
2/15		Bethune-Cookman	A	6-5	L
2/18		Tennessee Tech	H	10-7	W
2/19		Tennessee Tech	H	14-8	L
2/20		Tennessee Tech	H	9-1	W
2/22		Bethune-Cookman	H	8-4	W
2/25	#5	Alabama	A	8-5	W
2/26	#5	Alabama	A	18-4	L
2/27	#5	Alabama	A	10-5	L
3/1		Bethune-Cookman	H	10-2	W
3/3	#11	LSU	H	14-13	W
3/4	#11	LSU	H	11-4	L
3/5	#11	LSU	H	4-1	L
3/7		Siena	H	18-4	W
3/8		Siena	H	10-9	W
3/10		Samford*	H	10-6	W
3/10		Samford*	H	9-3	W
3/11		Samford*	H	19-0	W
3/18		Cornell	H	8-1	W
3/19		Cornell	H	9-5	W
3/19		Cornell	H	13-2	W
3/22		Lehigh	H	23-3	W
3/24		at Georgia State*	A	6-5	W
3/25		at Georgia State*	A	9-2	L
3/25		at Georgia State*	A	8-6	W
3/28		South Florida	H	9-8	W
3/31		at Jacksonville*	A	4-1	W
4/1		at Jacksonville*	A	7-3	W
4/1		at Jacksonville*	A	3-2	W
4/4		at South Florida	A	6-2	L
4/8		Stetson*	H	13-3	L
4/8		Stetson*	H	4-2	W
4/9		Stetson*	H	7-4	L
4/11		at South Florida	A	3-0	W
4/15		Jacksonville State*	A	9-3	W
4/15		Jacksonville State*	A	7-6	W
4/16		Jacksonville State*	A	8-7	W
4/18		South Florida	H	13-2	L
4/21		at Florida Atlantic*	A	2-1	L
4/22		at Florida Atlantic*	A	8-4 (8)	W
4/22		at Florida Atlantic*	A	12-10	W
4/29		Troy State*	H	14-7	L
4/29		Troy State*	H	7-0	W
4/30		Troy State*	H	9-8	W
5/4		Mercer*	H	18-2	W
5/5		Mercer*	H	7-3	W
5/5		Mercer*	H	10-4	W
5/12		at Campbell*	A	5-2	W
5/12		at Campbell*	A	3-1	W
5/13		at Campbell*	A	9-1	W

TAAC TOURNAMENT

5/17		Campbell [^]	N	5-0	L
5/18		Georgia State [^]	N	6-4	L

NCAA TALLAHASSEE REGIONAL

5/26		Evansville [@]	N	4-1	W
5/27	#7	Florida State [@]	A	9-8	W
5/28	#7	Florida State [@]	A	1-6	L
5/28	#7	Florida State [@]	A	1-8	L

¹ - ACC/Disney Blast
Lake Buena Vista, Fla.

* - TAAC Game

[^] - TAAC Tournament
Jacksonville, Fla.

² - NCAA Tallahassee Regional
Tallahassee, Fla.

2001

51-14 / 22-5 Trans Atlantic
H: 30-7, A: 16-6, N: 5-1, PS: 5-2
TRANS ATLANTIC CHAMPIONS
NCAA COLUMBIA REGIONAL
Coach: Jay Bergman

2/3		FIU	H	2-6	L
2/4		FIU	H	9-0	W
2/6		Bethune-Cookman	H	8-4	W
2/9		Southern Illinois	H	10-1	W
2/10		Southern Illinois	H	10-4	W
2/11		Southern Illinois	H	11-3	W
2/13		Bethune-Cookman	A	12-1	W
2/16	#24	Wake Forest ¹	N	5-6 (12)	L
2/17		Purdue ¹	N	18-2	W
2/18	#1	Rice ¹	A	1-5	L
2/21		Bethune-Cookman	A	6-9	L
2/23	#11	Alabama	H	5-1	W
2/24	#11	Alabama	H	5-2	W
2/25	#11	Alabama	H	4-3	W
3/3		Saint Joseph's	H	21-3	W
3/3		Saint Joseph's	H	9-2	W
3/5		Saint Joseph's	H	17-7	W
3/6		Central Michigan	H	9-3	W
3/8		Western Illinois	H	18-1	W
3/9		Western Illinois	H	12-0	W
3/10		Western Illinois	H	6-3	W
3/14		IUPUI	H	15-2	W
3/15		IUPUI	H	8-3	W
3/17		Florida Atlantic*	H	6-0	W
3/18		Florida Atlantic*	H	2-1 (13)	W
3/18		Florida Atlantic*	H	5-7 (8)	L
3/20		Bethune-Cookman	H	7-2	W
3/21		Vermont	H	13-8	W
3/24		Jacksonville*	H	3-0	W
3/24		Jacksonville*	H	2-3	L
3/25		Jacksonville*	H	9-11	L
3/30		Mercer*	A	5-3	W
3/31		Mercer*	A	10-2	W
3/31		Mercer*	A	4-3 (8)	W
4/3		South Florida	H	5-15	L
4/6		Samford*	A	15-8	W
4/7		Samford*	A	7-5	W
4/7		Samford*	A	6-1	W
4/10		South Florida	A	16-9	W
4/13		Campbell*	H	3-1	W
4/14		Campbell*	H	2-6	L
4/14		Campbell*	H	1-6	L
4/17		South Florida	H	18-17	W
4/20		Troy State*	A	9-2	W
4/21		Troy State*	A	7-2	W
4/21		Troy State*	A	5-4	W
4/24		South Florida	A	12-13 (10)	L
4/28		Jacksonville State*	H	2-1 (8)	W
4/28		Jacksonville State*	H	7-0	W
4/29		Jacksonville State*	H	3-2	W
5/5	#8	Stetson*	A	12-5	W
5/6	#8	Stetson*	A	7-3	W
5/6	#8	Stetson*	A	9-8	W
5/11		Georgia State*	H	12-1	W
5/11		Georgia State*	H	11-0	W
5/12		Georgia State*	H	5-2 (11)	W

TAAC TOURNAMENT

5/16		Troy State [^]	N	18-1	W
5/17		Campbell [^]	N	8-3	W
5/18		Florida Atlantic [^]	N	6-5 (10)	W
5/19		Jacksonville [^]	A	9-10	L
5/19		Jacksonville [^]	A	11-2	W

NCAA COLUMBIA REGIONAL

5/25		Princeton ²	N	13-12 (12)	W
5/26	#13	South Carolina ²	A	8-6	W
5/27	#13	South Carolina ²	A	7-9	L
5/27	#13	South Carolina ²	A	2-5	L

¹ - Rice Coca-Cola Classic
Houston, Texas

* - TAAC Game

[^] - TAAC Tournament
Jacksonville, Fla.

² - NCAA Columbia Regional
Columbia, S.C.

2002

41-22 / 23-7 Atlantic Sun (Formerly TAAC)

H: 23-6, A: 12-15, N: 6-1, PS: 5-2

ATLANTIC SUN CHAMPIONS

NCAA TALLAHASSEE REGIONAL

Coach: Jay Bergman

2/1	FIU	A	5-4	W
2/2	FIU	A	4-5	L
2/5	Bethune-Cookman	A	5-8	L
2/12	Bethune-Cookman	A	0-3	L
2/15	Louisiana	A	4-6	L
2/16	Louisiana	A	3-6	L
2/17	Louisiana	A	3-4 (10)	L
2/24 (1)	Monmouth	H	3-0	W
2/24 (2)	Monmouth	H	1-0 (8)	W
2/26	Charleston Southern	H	18-2	W
2/27	Charleston Southern	H	12-2	W
3/2	East Carolina	A	0-4	L
3/3 (1)	East Carolina	A	4-7	L
3/3 (2)	East Carolina	A	3-7	L
3/7	Vanderbilt	H	2-7	L
3/8	Vanderbilt	H	4-3 (11)	W
3/9 (1)	Siena	H	8-5	W
3/9 (2)	Siena	H	6-1	W
3/10	Temple	H	9-5	W
3/13	Rhode Island	H	6-7	L
3/14	Long Island ¹	N	17-2 (7)	W
3/15	Troy State*	H	17-7	W
3/16 (1) ⁷	Troy State*	H	6-2	W
3/16 (2) ⁷	Troy State*	H	7-1	W
3/19	Bethune-Cookman	H	7-2	W
3/22	Jacksonville State*	A	5-4	W
3/23 (1)	Jacksonville State*	A	7-1	W
3/23 (2)	Jacksonville State*	A	6-5	L
3/27	Bethune-Cookman	A	9-4	W
3/29	Samford*	H	7-6	W
3/30 (1)	Samford*	H	12-9	W
3/30 (2)	Samford*	H	0-2	L
4/2	South Florida	A	9-4	L
4/5	Campbell*	A	20-1	W
4/6 (1) ⁷	Campbell*	A	10-2	W
4/6 (2) ⁷	Campbell*	A	6-3	W
4/9	South Florida	H	9-5	L
4/12	Belmont*	H	6-5	W
4/13 (1) ⁷	Belmont*	H	7-4	W
4/13 (2) ⁷	Belmont*	H	9-0	W
4/19	Jacksonville*	A	4-3	L
4/20 (1) ⁷	Jacksonville*	A	4-0	L
4/20 (2) ⁷	Jacksonville*	A	8-2	W
4/23	South Florida	A	6-2	W
4/27	Stetson*	H	14-5	W
4/28 (1) ⁷	Stetson*	H	7-10	L
4/28 (2) ⁷	Stetson*	H	3-13	L
5/3	Florida Atlantic*	A	14-9	W
5/4 (1) ⁷	Florida Atlantic*	A	7-5	W
5/4 (2) ⁷	Florida Atlantic*	A	0-1	L
5/10	Georgia State*	A	6-1	W
5/11 (1) ⁷	Georgia State*	A	19-5	W
5/11 (2) ⁷	Georgia State*	A	8-7 (9)	W
5/17 (1) ⁷	Mercer*	H	7-4	W
5/17 (2) ⁷	Mercer*	H	5-4	W
5/18	Mercer*	H	6-5	W

ATLANTIC SUN TOURNAMENT

5/22	Samford [^]	N	7-5	W
5/23	Troy State [^]	N	12-4	W
5/24	Stetson [^]	N	13-6	W
5/25	Florida Atlantic [^]	N	8-6	W

NCAA TALLAHASSEE REGIONAL

5/31	South Florida ²	N	6-1	W
6/1	#1 Florida State ²	A	3-7	L
6/1	South Florida ²	N	2-7	L

¹ - Played at Jackie Robinson Ballpark
Daytona Beach, Fla.

* - Atlantic Sun Game

[^] - Atlantic Sun Tournament
DeLand, Fla. (Melching Field)

² - NCAA Tallahassee Regional
Tallahassee, Fla. (Dick Howser Stadium)

2003

31-25 / 14-16 Atlantic Sun

H: 20-15, A: 11-10, N: 0-0

Coach: Jay Bergman

2/8	FIU	H	7-8	L
2/11	Bethune-Cookman	A	1-0	W
2/14	Western Kentucky	H	2-4	L
2/15	Western Kentucky	H	6-5	W
2/16	Western Kentucky	H	3-4 (10)	L
2/18	Bethune-Cookman	A	10-0	W
2/21	East Carolina	H	4-3 (12)	W
2/22	East Carolina	H	7-8	L
2/23	East Carolina	H	7-2	W
2/28	Monmouth	H	3-2 (11)	W
3/1 (1)	Monmouth	H	5-2	W
3/1 (2)	Monmouth	H	7-3	W
3/2	Monmouth	H	17-10	W
3/5	Bethune-Cookman	H	4-7	L
3/9	Pace	H	3-0	W
3/10	Pace	H	7-0	W
3/11	Toledo	H	4-3	W
3/13 (1) ⁷	Pace	H	9-2	W
3/13 (2) ⁷	Pace	H	7-3	W
3/14	Georgia State*	H	2-5	L
3/15 (1) ⁷	Georgia State*	H	15-3	W
3/15 (2) ⁷	Georgia State*	H	2-3	L
3/18	Columbia	H	7-4	W
3/19	Florida A&M	A	11-12	L
3/21	Samford*	A	11-3	W
3/22 (1) ⁷	Samford*	A	11-10 (8)	W
3/22 (2) ⁷	Samford*	A	6-4	W
3/28	Jacksonville State*	H	0-6	L
3/29 (1) ⁷	Jacksonville State*	H	3-1	W
3/29 (2) ⁷	Jacksonville State*	H	7-8	L
4/1	South Florida	A	5-8	L
4/4	Campbell*	H	10-9 (12)	W
4/5 (1) ⁷	Campbell*	H	6-0	W
4/5 (2) ⁷	Campbell*	H	5-8	L
4/8	South Florida	A	0-4	L
4/11	Belmont*	A	6-7	L
4/12 (1) ⁷	Belmont*	A	0-1	L
4/12 (2) ⁷	Belmont*	A	10-4	W
4/15	South Florida	H	10-6	W
4/18	#15 Florida Atlantic*	H	8-3	W
4/19 (1) ⁷ #15	Florida Atlantic*	H	0-9 ⁷	L
4/19 (2) ⁷ #15	Florida Atlantic*	H	1-7 ⁷	L
4/22	Bethune-Cookman	H	5-18	L
4/27 (1) ⁷	Gardner-Webb*	A	6-0 ⁷	W
4/27 (2) ⁷	Gardner-Webb*	A	1-2 ⁷	L
4/28	Gardner-Webb*	A	3-4	L
4/29	Charleston Southern	A	7-5	W
5/3 (1) ⁷	Troy State*	A	7-8	L
5/3 (2) ⁷	Troy State*	A	7-2	W
5/4	Troy State*	A	7-3	W
5/10	Stetson*	A	8-11	L
5/11 (1) ⁷	Stetson*	A	1-3	L
5/11 (2) ⁷	Stetson*	A	10-3	W
5/16	Jacksonville*	H	12-6	W
5/17 (1) ⁷	Jacksonville*	H	1-3	L
5/17 (2) ⁷	Jacksonville*	H	4-7	L

* - Atlantic Sun Game

⁷ - Scheduled 7-inning Doubleheader Game

2004

47-18 / 24-6 Atlantic Sun

H: 24-7, A: 19-7, N: 4-2, PS: 5-4

ATLANTIC SUN REGULAR SEASON CHAMPIONS

NCAA TALLAHASSEE REGIONAL

Coach: Jay Bergman

2/7	FIU	A	6-2	W
2/8	FIU	A	8-6	W
2/13	#2 LSU	H	4-3 (10)	L
2/14	#2 LSU	H	17-4	L
2/15	#2 LSU	H	6-5 (10)	W
2/17	Bethune-Cookman	A	9-4	W
2/20	Utah	H	11-1	W
2/21	Utah	H	7-6	W
2/22	Utah	H	3-2 (10)	L
2/27	Monmouth	H	13-0	W
2/28	Monmouth	H	4-1	W
2/29	Monmouth	H	5-1	W
3/5	Lipscomb*	A	4-1	W
3/6 (1)	Lipscomb*	A	4-3	L
3/6 (2)	Lipscomb*	A	5-2	W
3/12	Gardner-Webb*	H	11-0	W
3/13	Gardner-Webb*	H	2-0	W
3/13	Gardner-Webb*	H	5-1	W
3/15	Wagner	H	16-2	W
3/16	Wagner	H	8-3	W
3/17	Wagner	H	20-6	W
3/19	Campbell*	A	2-0	W
3/20	Campbell*	A	6-0	W
3/20	Campbell*	A	4-3	W
3/23	Bethune-Cookman	A	7-6 (11)	W
3/26	Stetson*	H	10-9	L
3/27 (1)	Stetson*	H	5-3	W
3/27 (2)	Stetson*	H	5-0	W
3/30	Bethune-Cookman	H	8-0	W
4/3	Jacksonville*	A	10-4	W
4/3	Jacksonville*	A	10-9	W
4/4	Jacksonville*	A	9-7	W
4/6	Bethune-Cookman	H	9-1	W
4/9	#24 Florida Atlantic*	A	7-6	L
4/10	#24 Florida Atlantic*	A	8-3	W
4/10	#24 Florida Atlantic*	A	7-4	L
4/13	South Florida	A	10-4	L
4/16	Belmont*	H	3-0	W
4/17 (1)	Belmont*	H	3-0	W
4/17 (2)	Belmont*	H	2-0	W
4/20	South Florida	H	6-3	L
5/1 (1)	Troy State*	H	5-0	L
5/1 (2)	Troy State*	H	7-0	W
5/2	Troy State*	H	7-1	W
5/4	South Florida	H	6-0	W
5/7	#13 Clemson	A	8-5	L
5/8	#13 Clemson	A	7-4	W
5/9	#13 Clemson	A	3-2	W
5/14	Mercer*	H	12-3	W
5/15 (1)	Mercer*	H	6-0	L
5/15 (2)	Mercer*	H	8-5	W
5/18	#6 Notre Dame	A	4-0	L
5/19	#6 Notre Dame	A	3-2	L
5/21	at Georgia State*	A	11-0	W
5/22 (1)	at Georgia State*	A	6-5	W
5/22 (2)	at Georgia State*	A	10-9 (8)	W

ATLANTIC SUN TOURNAMENT

5/26	Campbell [^]	N	6-5	W
5/27	Gardner-Webb [^]	N	10-7	W
5/28	Florida Atlantic [^]	N	7-4	L
5/28	Troy State [^]	N	9-7	L

NCAA TALLAHASSEE REGIONAL

6/4	#24 Oklahoma State ¹	N	7-3	W
6/5	#16 Florida State ¹	A	3-2	L
6/5	#24 Oklahoma State ¹	N	12-9 (10)	W
6/6	#16 Florida State ¹	A	7-5	W
6/6	#16 Florida State ¹	A	19-3	L

* - Atlantic Sun Game

[^] - Atlantic Sun Tournament
DeLand, Fla. (Melching Field)

¹ - NCAA Tallahassee Regional
Tallahassee, Fla. (Dick Howser Stadium)

2005

42-18 / 19-11 Atlantic Sun

H: 28-8, A: 12-8, N: 2-2, PS: 2-2

Coach: Jay Bergman

2/5	FIU	H	3-2 (10)	W
2/6	FIU	H	3-2	W
2/8	Bethune-Cookman	A	7-1	W
2/11 (1)	LeMoyne	H	10-7	W
2/11 (2)	LeMoyne	H	10-3	W
2/12	LeMoyne	H	6-9	L
2/18	Florida A&M	H	10-2	W
2/19	#20 Notre Dame	H	2-1	W
2/20	#20 Notre Dame	H	2-4	L
2/22	Bethune-Cookman	A	6-5	W
2/25	Monmouth	H	4-1	W
2/26 (1)	Monmouth	H	6-4	W
2/26 (2)	Monmouth	H	8-3	W
3/1	Bethune-Cookman	A	9-2	W
3/4	Siena	H	7-3	W
3/5 (1)	Siena	H	0-6	L
3/5 (2)	Siena	H	9-2	W
3/6	Siena	H	5-2	W
3/8	Saint Joseph's	H	22-3	W
3/11	Campbell*	H	18-8	W
3/12 (1)	Campbell*	H	18-0	W
3/12 (2)	Campbell*	H	9-3	W
3/16 (1)	Columbia	H	13-2	W
3/16 (2)	Columbia	H	10-0 (7)	W
3/18 (1)	Gardner-Webb*	A	6-5	W
3/18 (2)	Gardner-Webb*	A	5-6	L
3/19	Gardner-Webb*	A	12-5	W
3/22	#11 Florida	A	6-17	L
3/26 (1)	Jacksonville*	H	4-2	W
3/26 (2)	Jacksonville*	H	5-4 (11)	W
3/28	Jacksonville*	H	9-0	L
4/1	Stetson*	A	4-10	L
4/2	Stetson*	A	18-11	W
4/3	Stetson*	A	14-7	W
4/5	South Florida	A	8-7	W
4/8	Lipscomb*	H	14-5	W
4/9 (1)	Lipscomb*	H	4-5	L
4/9 (2)	Lipscomb*	H	6-1	W
4/12	South Florida	H	10-7	W
4/13	Bethune-Cookman	H	18-2	W
4/15	Belmont*	A	19-2	W
4/16	Belmont*	A	5-0	W
4/17	Belmont*	A	8-0	W
4/19	South Florida	A	2-9	L
4/29	Florida Atlantic*	H	6-8	L
4/30	Florida Atlantic*	H	8-1	W
5/1	Florida Atlantic*	H	3-14	L
5/6	Troy*	A	19-8	W
5/7	Troy*	A	5-6	L
5/8	Troy*	A	4-8	L
5/13	Georgia State*	H	3-2	W
5/14	Georgia State*	H	2-3	L
5/15	Georgia State*	H	12-5	W
5/19	Mercer*	A	6-5	W
5/20	Mercer*	A	5-7 (6)	L
5/21	Mercer*	A	7-8	L

ATLANTIC SUN TOURNAMENT

5/25	Stetson^	A	5-8 (10)	L
5/26	Gardner-Webb ^	N	3-0 (10)	W
5/27	Troy^	N	5-1	W
5/28	Florida Atlantic^	N	3-5	L

* - Atlantic Sun Game

^ - Atlantic Sun Tournament
DeLand, Fla. (Melching Field)

2006

23-33 / 5-19 Conference USA

H: 15-20, A: 8-13, N: 0-0

Coach: Jay Bergman

2/5	FIU	A	4-3	L
2/5	FIU	A	13-3	L
2/7	Bethune-Cookman	A	8-4	W
2/17	North Florida	H	1-0 (10)	L
2/18	North Florida	H	13-0	L
2/19	North Florida	H	6-5	L
2/24	Stony Brook	H	1-0	W
2/25	Stony Brook	H	8-3	W
2/26	Stony Brook	H	5-4	W
2/28	Bethune-Cookman	H	14-2	L
3/1	Michigan	H	6-3	L
3/3	Monmouth	H	23-2	W
3/4	Monmouth	H	2-1	L
3/5	Monmouth	H	5-4	W
3/7	at Stetson	A	4-3	L
3/8	Pennsylvania	H	9-2	W
3/11	Wagner	H	15-0	W
3/12	Wagner	H	5-2	W
3/13	Wagner	H	11-0	W
3/14	#13 Florida	H	10-3	L
3/17	Siena	H	16-5	W
3/18	Siena	H	3-2 (10)	W
3/19	Siena	H	10-3	W
3/21	Bethune-Cookman	A	10-8	W
3/24	TCU	A	2-1	L
3/25	TCU	A	5-1	W
3/26	TCU	A	5-3 (10)	W
3/28	Stetson	H	5-2	L
3/31	Marshall*	A	18-1	W
4/1	Marshall*	A	7-5	W
4/2	Marshall*	A	5-6	L
4/4	South Florida	A	11-0	W
4/7	East Carolina*	H	8-0	W
4/8	East Carolina*	H	6-3	L
4/9	East Carolina*	H	8-1	L
4/11	South Florida	H	4-3	L
4/14	#23 Tulane*	A	5-1	L
4/15	#23 Tulane*	A	9-2	W
4/16	#23 Tulane*	A	7-6	L
4/18	South Florida	H	6-4 (11)	L
4/21	UAB*	H	9-0	W
4/22	UAB*	H	9-7	L
4/23	UAB*	H	2-0	L
4/29	#1 Rice*	H	2-1	L
4/30	#1 Rice*	H	6-3	L
5/2	Bethune-Cookman	H	2-0	W
5/5	#10 Houston*	A	10-5	L
5/6	#10 Houston*	A	6-2	L
5/7	#10 Houston*	A	5-2	L
5/12	Memphis*	H	20-4	L
5/13	Memphis*	H	10-4	L
5/14	Memphis*	H	11-3	L
5/18	Southern Miss*	A	4-3(10)	L
5/19	Southern Miss*	A	9-0	L
5/20	Southern Miss*	A	18-3 (7)	L

* - Conference USA Game

2007

27-32 / 7-17 Conference USA

H: 21-15, A: 5-15, N: 1-12, PS: 1-2

Coach: Jay Bergman

2/3	FIU	H	5-3	L
2/4	FIU	H	9-3	W
2/9	#15 TCU	H	10-1	L
2/10	#15 TCU	H	12-1	L
2/11	#15 TCU	H	8-6	W
2/16	Maryland	H	16-4	L
2/17	Maryland	H	9-7	L
2/18	Maryland	H	4-3	W
2/23	LSU	A	1-4	L
2/24	LSU	A	13-6	L
2/25	LSU	A	5-4	W
2/27	Michigan	H	7-6 (10)	W
3/2	Monmouth	H	7-4	L
3/3	Monmouth	H	11-10	W
3/4	Monmouth	H	13-4	L
3/6	Michigan State	H	7-5	W
3/7	Northeastern	H	5-2	W
3/9	Massachusetts	H	6-1	W
3/10	Massachusetts	H	5-2	W
3/11	Massachusetts	H	7-1	W
3/13	Army	H	12-4	W
3/16	Rutgers	H	10-8	W
3/17	Rutgers	H	4-3	L
3/18	Rutgers	H	4-0	W
3/23	Houston*	H	10-2	L
3/24	Houston*	H	3-0	L
3/25	Houston*	H	7-2	L
3/26	Harvard	H	7-3	W
3/27	Stetson	A	4-3 (11)	W
3/30	UAB*	A	15-5	L
3/31 (1)	UAB*	A	2-1	L
3/31 (2)	UAB*	A	9-7	L
4/3	South Florida	A	11-4	L
4/6	Southern Miss*	H	5-4 (10)	W
4/7	Southern Miss*	H	8-3	L
4/8	Southern Miss*	H	10-0 (7)	L
4/10	#17 Florida	A	6-2	W
4/17	South Florida	A	10-5	L
4/20	#6 Rice*	A	10-1	L
4/21	#6 Rice*	A	4-2	L
4/22	#6 Rice*	A	8-0	L
4/24	South Florida	H	11-5	W
4/27	Tulane*	H	7-6	W
4/28	Tulane*	H	4-3	W
4/29	Tulane*	H	8-4	W
5/2	#28 Stetson	H	10-7	L
5/4	Memphis*	A	9-6	W
5/5	Memphis*	A	3-7	L
5/6	Memphis*	A	10-9	L
5/8	#28 Stetson	A	14-3	W
5/11	#30 East Carolina*	A	8-6	L
5/12	#30 East Carolina*	A	8-7	L
5/13	#30 East Carolina*	A	13-8	L
5/17	Marshall*	H	8-6	W
5/18	Marshall*	H	8-7	W
5/19	Marshall*	H	6-3	L

CONFERENCE USA TOURNAMENT

5/23	#2 Rice^	N	16-6	L
5/24	Houston^	N	1-0	W
5/25	Memphis^	N	12-6	L

* - Conference USA Game

^ - Conference USA Tournament
Greenville, N.C. (Clark-LeClair)

2008

31-27 / 8-16 Conference USA

H: 26-12, A: 5-14, N: 0-1, PS: 0-2

Coach: Jay Bergman/Craig Cozart

2/22	Florida A&M	H	17-1	W
2/23	Florida A&M	H	16-2	W
2/24	Florida A&M	H	17-2	W
2/25	#5 Missouri	H	10-9 (7)	W
2/29	Central Michigan	H	4-0	W
3/1	Central Michigan	H	10-5	W
3/2	Central Michigan	H	4-3	W
3/4	Jacksonville	H	5-4	W
3/5	Jacksonville	A	10-5	L
3/7	Monmouth	H	10-2	W
3/8	Monmouth	H	8-4	W
3/9	Monmouth	H	5-4 (16)	W
3/11	Pittsburgh	H	8-2	W
3/12	Stetson	A	7-3	W
3/15	Siena	H	19-15	W
3/15	Siena	H	9-6	W
3/16	Siena	H	12-1	W
3/17	Wagner	H	6-0	W
3/18	Wagner	H	5-1	W
3/19	Wagner	H	9-3	W
3/21	Southern Miss*	A	8-4	L
3/22	Southern Miss*	A	15-4	W
3/23	Southern Miss*	A	8-5	L
3/26	Florida Gulf Coast	A	8-4	W
3/28	East Carolina*	H	3-2	W
3/29	East Carolina*	H	10-2	L
3/30	East Carolina*	H	10-1	L
4/1	South Florida	H	17-4	L
4/2	Florida Gulf Coast	H	6-4	L
4/4	Houston*	A	5-3	L
4/5	Houston*	A	10-1	L
4/6	Houston*	A	14-7	L
4/8	South Florida	H	6-3	W
4/9	Stetson	H	4-1	W
4/11	Memphis*	H	10-6	W
4/12	Memphis*	H	8-7 (11)	L
4/13	Memphis*	H	10-4	W
4/15	North Florida	A	12-10	L
4/19	Marshall*	A	9-6	L
4/20	Marshall*	A	12-9	L
4/25	#4 Rice*	H	4-2	W
4/26	#4 Rice*	H	4-3	L
4/27	#4 Rice*	H	7-6	L
4/29	South Florida	A	14-6	L
5/2	#27 Tulane*	A	5-2	L
5/3	#27 Tulane*	A	6-1	L
5/4	#27 Tulane*	A	12-1 (7)	W
5/6	South Florida	A	9-5	W
5/9	UAB*	H	13-12 (10)	W
5/10	UAB*	H	6-1	W
5/11	UAB*	H	14-3 (7)	L
5/15	Clemson	H	9-1	L
5/16	Clemson	H	7-3	L
5/17	Clemson	H	8-5	L

CONFERENCE USA TOURNAMENT

5/21	Southern Miss^	N	8-5	L
5/23	Tulane^	A	5-2	L

* - Conference USA Game

^ - Conference USA Tournament
New Orleans, La. (Greer Field)

2009

22-35 / 9-15 Conference USA

H: 15-18, A: 5-14, N: 2-3, PS: 0-2

Coach: Terry Rooney

2/20	VCU	H	10-2	W
2/21	VCU	H	10-9	L
2/22	VCU	H	12-6	W
2/23	VCU	H	8-3	L
2/27	#1 LSU	A	13-4	L
2/28	#1 LSU	A	11-2	L
3/1	#1 LSU	A	16-0	L
3/4	FIU	A	8-3	L
3/6	Monmouth	H	8-6	W
3/7	Monmouth	H	11-4	L
3/8	Monmouth	H	10-5	W
3/10	South Florida	A	8-5	L
3/11	South Florida	H	13-5	L
3/13	Hartford	H	5-0	W
3/14	Hartford	H	7-3	L
3/14	Northern Iowa	H	8-5	W
3/15	Hartford	H	16-12	W
3/17	Army	H	8-1	L
3/18	Florida	H	7-3	L
3/20	#23 East Carolina*	A	26-1	L
3/21	#23 East Carolina*	A	13-3	L
3/22	#23 East Carolina*	A	10-3	L
3/24	Jacksonville	H	14-9	L
3/25	Jacksonville	A	9-5	L
3/27	Southern Miss*	H	6-3	L
3/28	Southern Miss*	H	10-26 (7)	L
3/28	Southern Miss*	H	19-1 (7)	L
4/1	North Florida	H	8-2	W
4/3	Memphis* ¹	N	10-5	L
4/4	Memphis* ¹	N	12-7	W
4/5	Memphis* ¹	N	5-3	W
4/7	North Florida	A	7-3	W
4/8	#22 Florida	A	16-3	L
4/10	Tulane*	H	4-2	W
4/11	Tulane*	H	20-5 (8)	L
4/12	Tulane*	H	5-4	L
4/15	Florida Gulf Coast	H	7-6 (10)	L
4/21	Stetson	H	13-12	W
4/24	UAB*	A	29-9	W
4/25	UAB*	A	12-8	L
4/26	UAB*	A	12-6	W
4/28	South Florida	H	9-5	W
4/29	South Florida	A	9-3	L
5/1	Marshall*	H	10-8	L
5/2	Marshall*	H	18-8	L
5/3	Marshall*	H	8-7 (11)	W
5/5	FIU	H	7-4	L
5/6	Stetson	H	14-9	W
5/8	#2 Rice*	A	5-0	W
5/9	#2 Rice*	A	10-2	L
5/10	#2 Rice*	A	8-7	L
5/12	Stetson	A	5-4	W
5/14	Houston*	H	8-4	W
5/15	Houston*	H	6-3	L
5/16	Houston*	H	4-1	W

CONFERENCE USA TOURNAMENT

5/20	#15 East Carolina^	N	6-3	L
5/21	Tulane^	N	7-3	L

¹ - Played at AutoZone Park
Memphis, Tenn.

* - Conference USA Game

^ - Conference USA Tournament
Hattiesburg, Miss. (Pete Taylor Park)

2010

33-22 / 10-14 Conference USA

H: 20-15, A: 13-7, N: 0-0

Coach: Terry Rooney

2/19	Savannah State	H	7-2	W
2/20	Savannah State	H	14-4	W
2/21	Savannah State	H	8-6	W
2/24	#5 Florida	A	7-6	L
2/26	Siena	H	8-3	W
2/27	Siena	H	6-5 (12)	W
2/28	Siena	H	10-8	W
3/2	Duquesne	H	12-11	W
3/3	North Florida	H	13-6	L
3/5	Central Michigan	H	11-5	L
3/6	Central Michigan	H	3-0	L
3/7	Central Michigan	H	7-4	L
3/9	#13 Miami (Fla.)	H	19-2	L
3/13	Hartford	H	12-11	L
3/13	Hartford	H	22-9	W
3/14	Hartford	H	24-4	W
3/16	South Florida	H	4-0	L
3/17	Stetson	A	11-7	W
3/19	Presbyterian	H	15-1	W
3/20	Presbyterian	H	6-1	W
3/21	Presbyterian	H	10-2	W
3/23	#12 Miami (Fla.)	A	6-3	W
3/26	Houston*	A	7-4	W
3/27	Houston*	A	7-3	L
3/28	Houston*	A	20-3 (7)	L
3/30	Bethune-Cookman	H	11-8	W
3/31	Bethune-Cookman	A	9-7	W
4/2	UAB*	H	16-7	W
4/3	UAB*	H	7-2	L
4/3	UAB*	H	6-1	L
4/6	South Florida	A	7-3	W
4/9	Southern Miss*	A	7-3	W
4/10	Southern Miss*	A	11-10 (10)	W
4/11	Southern Miss*	A	9-8	W
4/13	Stetson	H	10-6	W
4/16	Rice*	H	9-2	L
4/17	Rice*	H	6-4	W
4/18	Rice*	H	13-8	L
4/20	North Florida	A	15-7	W
4/21	Bethune-Cookman	H	6-2	W
4/23	Marshall*	A	7-2	L
4/24	Marshall*	A	6-5	L
4/25	Marshall*	A	5-3	L
4/30	Memphis*	H	11-8	W
5/1	Memphis*	H	10-6	L
5/2	Memphis*	H	9-8 (10)	L
5/4	Florida Atlantic	A	14-3	W
5/11	Jacksonville	H	6-5 (10)	W
5/12	Jacksonville	A	14-8	W
5/14	East Carolina*	H	11-6	L
5/15	East Carolina*	H	7-5	L
5/16	East Carolina*	H	14-1 (7)	W
5/20	Tulane*	A	12-6	W
5/21	Tulane*	A	14-10	L
5/22	Tulane*	A	17-6 (7)	W

* - Conference USA Game

2011

39-23 / 12-12 Conference USA
H: 21-11, A: 14-8, N: 4-4, PS: 2-3
NCAA TALLAHASSEE REGIONAL
Coach: Terry Rooney

2/18	Siena	H	11-1	W
2/19	Siena	H	10-1	W
2/20	Siena	H	16-4	W
2/22	Bethune-Cookman	A	13-0	W
2/25	South Alabama ¹	A	9-4	W
2/26	SE Louisiana ¹	N	7-2	L
2/27	#29 Alabama ¹	N	12-4	W
3/2	Maine	H	6-3	W
3/4	Dartmouth	H	9-2	W
3/5	Dartmouth	H	8-0	W
3/5	Dartmouth	H	8-6 (10)	L
3/8	Mount St. Mary's	H	2-1	L
3/9	Boston College	H	18-0	W
3/11	Wagner	H	13-4	W
3/12	Wagner	H	5-1	W
3/13	Wagner	H	2-1	W
3/15	South Florida	H	6-5	L
3/18	Columbia	H	9-8	W
3/19	Columbia	H	5-2	W
3/20	Columbia	H	4-2	W
3/22	#29 Miami (Fla.)	A	4-1	L
3/25	#23 Rice*	A	7-2	W
3/26	#23 Rice*	A	6-2	L
3/27	#23 Rice*	A	5-4	W
3/29	#20 Stetson	H	8-2	W
4/1	#20 Southern Miss*	H	6-5	L
4/2	#20 Southern Miss*	H	13-2	L
4/3	#20 Southern Miss*	H	5-2	L
4/5	#4 Florida	A	4-3	W
4/8	Tulane*	H	10-8	L
4/9	Tulane*	H	6-5	L
4/10	Tulane*	H	8-7	W
4/12	Florida Atlantic	A	3-2	L
4/15	East Carolina*	A	12-6	L
4/16	East Carolina*	A	3-2	W
4/17	East Carolina*	A	5-3	L
4/19	Florida Atlantic	H	12-0	W
4/20	#5 Florida	H	8-6	W
4/22	Memphis*	H	5-4 (10)	W
4/23	Memphis*	H	11-9	W
4/24	Memphis*	H	12-7	L
4/29	Houston*	H	6-4	W
4/30	Houston*	H	5-0	L
5/1	Houston*	H	5-3	L
5/3	South Florida	A	10-4	W
5/6	#6 Florida State	H	8-0	L
5/7	#6 Florida State	H	14-10	W
5/8	#6 Florida State	H	6-1	L
5/11	Bethune-Cookman	H	8-1	W
5/13	UAB*	A	5-3	W
5/14	UAB*	A	9-0 (10)	W
5/15	UAB*	A	18-6 (8)	W
5/17	#21 Stetson	A	7-6	W
5/19	Marshall*	H	6-0	L
5/20	Marshall*	H	13-10	W
5/21	Marshall*	H	8-1	W

CONFERENCE USA TOURNAMENT

5/25	Memphis [^]	N	16-9	W
5/26	UAB [^]	N	6-4	W
5/27	#15 Rice [^]	N	4-2	L

NCAA TALLAHASSEE REGIONAL

6/3	Alabama ²	N	5-3	L
6/4	Bethune-Cookman ²	N	16-5	W
6/5	Alabama ²	N	12-5	L

¹ - South Alabama Classic
 Mobile, Ala. (Stanky Field)

* - Conference USA Game

[^] - Conference USA Tournament
 Pearl, Miss. (Trustmark Park)

² - NCAA Tallahassee Regional
 Tallahassee, Fla. (Dick Howser Stadium)

2012

45-17 / 16-8 Conference USA
H: 27-11, A: 14-4, N: 4-2, PS: 4-2
NCAA CORAL GABLES REGIONAL
Coach: Terry Rooney

2/17	LIU Brooklyn	H	13-7	W
2/18	LIU Brooklyn	H	9-1	W
2/18	LIU Brooklyn	H	9-1	W
2/22	#1 Florida	A	8-0	L
2/24	Boston College	H	6-5	W
2/25	Boston College	H	8-7	L
2/26	Boston College	H	5-4	W
2/28	South Florida	H	12-1	W
2/29	Bethune-Cookman	A	8-4	W
3/2	Siena	H	12-4	W
3/3	Siena	H	6-4	W
3/4	Siena	H	15-2	W
3/6	#8 Florida State	H	7-6	L
3/7	#8 Florida State	H	1-0	L
3/9	Massachusetts	H	16-4	W
3/10	Massachusetts	H	5-4	W
3/11	Massachusetts	H	2-1	W
3/14	#10 Miami (Fla.)	H	3-2	L
3/16	Harvard	H	4-3	W
3/17	Harvard	H	4-2	W
3/18	Harvard	H	6-5	W
3/20	South Florida	A	6-2	W
3/23	East Carolina*	H	2-1	W
3/24	East Carolina*	H	10-6	W
3/25	East Carolina*	H	15-6	L
3/27	Florida Atlantic	A	11-3	W
3/30	Houston*	A	8-3	W
3/31	Houston*	A	9-1	W
4/1	Houston*	A	3-1 (10)	W
4/4	#13 Miami	A	4-1	W
4/6	UAB*	H	11-4	L
4/7	UAB*	H	7-3	W
4/8	UAB*	H	8-7	W
4/10	Florida A&M	H	16-4	W
4/11	Bethune-Cookman	H	6-2	W
4/13	Southern Miss*	A	1-0	L
4/14	Southern Miss*	A	11-6	W
4/15	Southern Miss*	A	12-3	W
4/17	Florida Atlantic	H	12-3	W
4/20	Tulane*	A	1-0	W
4/21	Tulane*	A	8-7 (12)	W
4/22	Tulane*	A	8-6	W
4/27	Memphis*	H	4-3	W
4/28	Memphis*	H	6-5	L
4/29	Memphis*	H	1-0	L
5/2	Stetson	A	5-4 (13)	W
5/5	Presbyterian	H	8-1	W
5/6	Presbyterian	H	7-2	L
5/7	Presbyterian	H	7-2	W
5/11	Marshall*	A	8-6	W
5/12	Marshall*	A	9-6	L
5/13	Marshall*	A	13-6	W
5/17	#4 Rice*	H	8-6	W
5/18	#4 Rice*	H	9-2	L
5/19	#4 Rice*	H	5-2	L

CONFERENCE USA TOURNAMENT

5/24	UAB [^]	N	15-1 (7)	L
5/24	East Carolina [^]	N	11-1 (8)	W
5/26	Tulane [^]	N	6-2	W

NCAA CORAL GABLES REGIONAL

6/1	Missouri State ¹	N	2-1	W
6/2	Stony Brook ¹	N	9-8	W
6/3	Stony Brook ¹	N	12-5	L
6/4	Stony Brook ¹	N	10-6	L

* - Conference USA Game

[^] - Conference USA Tournament
 Pearl, Miss. (Trustmark Park)

¹ - NCAA Coral Gables Regional
 Coral Gables, Fla. (Mark Light Field)

2013

29-30 / 13-11 Conference USA
H: 22-12, A: 7-16, N: 0-2, PS: 0-3
Coach: Terry Rooney

2/15	Siena	H	7-1	W
2/16	Siena	H	7-4	L
2/17	Siena	H	8-2	W
2/19	#17 Florida	H	5-3	L
2/22	UConn ¹	H	7-3	W
2/23	Texas Tech ¹	H	13-8	W
2/26	South Florida	H	6-4	L
2/27	Bethune-Cookman	A	6-0	L
3/1	Winthrop	H	3-0	W
3/2	Winthrop	H	12-7	W
3/3	Winthrop	H	7-6	W
3/5	North Florida	H	9-5	L
3/6	#24 Miami	A	5-0	L
3/8	Jacksonville	H	4-0	L
3/9	Jacksonville	H	5-2	W
3/10	Jacksonville	A	6-4	W
3/12	Florida A&M	H	6-4	W
3/13	Florida A&M	H	5-2	W
3/15	Columbia	H	10-3	W
3/16	Columbia	H	5-4	L
3/17	Columbia	H	6-1	W
3/18	Columbia	H	5-1	W
3/20	Jacksonville	A	7-5	L
3/22	UAB*	A	8-0	W
3/23	UAB*	A	6-1	W
3/24	UAB*	A	12-10 (10)	W
3/28	Southern Miss*	H	4-1	L
3/29	Southern Miss*	H	4-3	W
3/30	Southern Miss*	H	4-3	L
4/2	Florida	A	5-3	L
4/5	Memphis*	A	2-1	L
4/6	Memphis*	A	5-2	L
4/7	Memphis*	A	8-7	L
4/10	South Florida	A	9-3	L
4/12	#14 Rice*	A	5-1	W
4/13	#14 Rice*	A	11-7 (12)	W
4/14	#14 Rice*	A	7-6	L
4/16	Florida Atlantic	H	10-2	L
4/20	Marshall*	H	5-4 (10)	L
4/21	Marshall*	H	3-1	W
4/22	Marshall*	H	11-0 (7)	W
4/26	#30 Houston*	H	4-2	W
4/27	#30 Houston*	H	5-4	W
4/28	#30 Houston*	H	7-3	W
5/1	Bethune-Cookman	H	8-1	W
5/3	#9 Florida State	A	4-2	L
5/4	#9 Florida State	A	6-1	L
5/5	#9 Florida State	A	5-4	L
5/8	Bethune-Cookman	H	4-0	W
5/10	Tulane*	H	8-1	L
5/11	Tulane*	H	15-9	L
5/12	Tulane*	H	7-3	W
5/14	Florida Atlantic	A	4-3	L
5/17	East Carolina*	A	2-0	W
5/18	East Carolina*	A	10-8	L
5/19	East Carolina*	A	6-5	L

CONFERENCE USA TOURNAMENT

5/22	Memphis [^]	N	6-1	L
5/23	#19 Rice [^]	A	5-1	L
5/24	UAB [^]	N	5-1	L

¹ - Wawa Weekend Classic
 Orlando, Fla. (Jay Bergman Field)

* - Conference USA Game

[^] - Conference USA Tournament
 Houston, Texas (Reckling Park)

2014

36-23 / 17-7 The American
H: 23-11, A: 11-11, N: 2-1, PS: 2-1
Coach: Terry Rooney

2/14	Siena	H	8-1	W
2/15	Siena	H	11-4	W
2/16	Siena	H	9-6	W
2/18	#20 Florida	A	5-1	L
2/21	Ohio State ¹	H	9-3 (13)	L
2/22	Oklahoma ¹	H	4-1	W
2/23	The Citadel ¹	H	9-7	W
2/25	Jacksonville	A	5-3 (10)	W
2/28	#24 Ole Miss	A	4-3 (13)	L
3/1	#24 Ole Miss	A	5-4 (10)	L
3/2	#24 Ole Miss	A	9-2	L
3/4	Bethune-Cookman	A	5-2	L
3/5	Michigan	H	3-2	L
3/7	Central Michigan	H	7-6 (10)	L
3/8	Central Michigan	H	3-2 (10)	L
3/9	Central Michigan	H	5-4	W
3/11	#2 Florida State	H	11-10	L
3/12	#2 Florida State	H	18-1	L
3/14	Central Conn. State	H	10-0	W
3/15	Central Conn. State	H	9-8	W
3/16	Central Conn. State	H	5-4 (10)	L
3/18	at Miami (Fla.)	A	9-2	W
3/21	Cincinnati	H	7-1	W
3/22	Cincinnati	H	7-4	W
3/23	Cincinnati	H	5-1	W
3/26	Bethune-Cookman	H	4-1	W
3/28	Temple	H	6-4	W
3/29	Temple	H	8-2	W
3/30	Temple	H	12-5	W
4/1	North Florida	A	8-4	W
4/4	South Florida	A	2-0	W
4/5	South Florida	A	4-2	L
4/6	South Florida	A	6-3	W
4/9	#20 Miami (Fla.)	H	6-5	L
4/11	Memphis	A	2-1	L
4/12	Memphis	A	9-8	W
4/13	Memphis	A	10-0 (8)	W
4/15	Florida A&M	H	11-4	W
4/17 (1)	#9 Louisville	H	8-2	W
4/17 (2)	#9 Louisville	H	4-3 (11)	W
4/18	#9 Louisville	H	3-2	L
4/25	Rutgers	H	3-1	W
4/26	Rutgers	H	4-3 (11)	W
4/27	Rutgers	H	10-3	W
4/30	North Florida	H	Cancelled	
5/2	#13 Houston	A	4-3	W
5/3	#13 Houston	A	4-3	L
5/4	#13 Houston	A	5-3	L
5/6	Florida Atlantic	H	1-0	L
5/7	at Florida Atlantic	A	4-1	W
5/9	Presbyterian	H	10-0	W
5/10	Presbyterian	H	6-3	L
5/11	Presbyterian	H	11-2	W
5/13	#4 Florida State	A	8-3	W
5/15 (1)	at UConn	A	5-4	L
5/15 (2)	at UConn	A	6-5	L
5/16	at UConn	A	7-6	W

THE AMERICAN CHAMPIONSHIP

5/21	UConn [^]	N	7-1	W
5/22	Temple [^]	N	6-2	W
5/23	Houston [^]	N	13-8	L

* - American Athletic Conference Game

[^] - American Athletic Conference Championship
Clearwater, Fla. (Bright House Field)

2015

31-27 / 10-14 The American
H: 22-2, A: 10-12, N: 2-1, PS: 0-2
Coach: Terry Rooney

2/13	Siena	H	4-1	W
2/14	Siena	H	13-4	W
2/15	Siena	H	11-0	W
2/18	Bethune-Cookman	H	10-2	W
2/20	#15 Arkansas ¹	N	9-5	W
2/21	#11 Maryland ¹	N	7-6	W
2/22	South Alabama ¹	A	7-5	W
2/25	Bethune-Cookman	A	18-8	W
2/27	#18 Ole Miss	H	5-4	W
3/1 (1)	#18 Ole Miss	H	3-2 (7)	W
3/1 (2)	#18 Ole Miss	H	4-3	L
3/3	#2 Florida	H	4-3	W
3/4	#2 Florida	A	10-2	L
3/6	Columbia	H	9-1	W
3/7	Columbia	H	5-1	W
3/8	Columbia	H	9-3	W
3/10	#11 Florida State	A	11-8	L
3/11	#11 Florida State	A	15-11	L
3/13	Fairfield	H	11-1	W
3/14	Fairfield	H	6-5	W
3/15	Fairfield	H	16-10	W
3/17	Bethune-Cookman	A	18-13	W
3/20	Presbyterian	H	6-5	W
3/21	Presbyterian	H	8-6	L
3/22	Presbyterian	H	18-4	W
3/24	Jacksonville	A	13-9	L
3/27	#15 Houston*	H	9-2	W
3/28	#15 Houston*	H	7-5	L
3/29	#15 Houston*	H	4-3	W
3/31	#22 Florida Atlantic	H	11-5	L
4/2	Cincinnati*	A	4-1	L
4/3	Cincinnati*	A	5-1	L
4/4	Cincinnati*	A	2-1	W
4/7	Jacksonville	H	6-5	W
4/10	UConn*	H	6-4	L
4/11	UConn*	H	15-1	L
4/12	UConn*	H	5-1	W
4/15	#6 Miami (Fla.)	A	4-2	L
4/17	Tulane*	A	2-0	L
4/18	Tulane*	A	8-0	W
4/19	Tulane*	A	10-0 (7)	L
4/21	North Florida	H	9-3	L
4/24	East Carolina*	A	6-5	L
4/25	East Carolina*	A	3-2	L
4/26	East Carolina*	A	6-5	L
5/1	South Florida*	H	3-0	W
5/2	South Florida*	H	2-1	W
5/3	South Florida*	H	9-3	L
5/6	#12 Florida Atlantic	A	10-2	L
5/8	Memphis*	H	10-2	W
5/9	Memphis*	H	6-5	L
5/10	Memphis*	H	4-1	W
5/12	North Florida	A	10-5	L
5/14	South Florida*	A	12-9	W
5/15	South Florida*	A	7-3	L
5/16	South Florida*	A	5-4	L

THE AMERICAN CHAMPIONSHIP

5/20	East Carolina [^]	N	4-3	L
5/21	UConn [^]	N	4-3 (11)	L

¹ - South Alabama Tournament
Mobile, Ala. (Stanky Field)

* - American Athletic Conference Game

[^] - American Athletic Conference Championship
Clearwater, Fla. (Bright House Field)

2016

26-33 / 8-16 The American
H: 19-12, A: 5-16, N: 1-6, PS: 1-2
Coach: Terry Rooney

2/19	Siena	H	10-9	W
2/20	Siena	H	15-0	W
2/21	Siena	H	11-2	W
2/23	Bethune-Cookman	H	12-7	W
2/24	North Florida	H	5-4	W
2/26	Texas A&M-Corpus ¹	N	4-3	W
2/27	vs. Texas State ¹	N	2-1	L
2/28	vs. Michigan State ¹	N	6-2	L
3/1	#1 Florida	H	9-5	L
3/2	#1 Florida	A	4-0	L
3/4	#24 Rice	A	4-3	L
3/5	#24 Rice	A	2-0	L
3/6	#24 Rice	A	13-10	L
3/9	Bethune-Cookman	A	17-3	L
3/11	LIU Brooklyn	H	4-3	W
3/12	LIU Brooklyn	H	5-2	W
3/13	LIU Brooklyn	H	12-7	W
3/16	Miami (Fla.)	H	5-2	L
3/18	Brown	H	2-0	W
3/19	Brown	H	6-4	W
3/22	Florida State	A	7-2	L
3/23	Florida State	A	4-5 (11)	W
3/25	Cornell	H	4-3	W
3/26	Cornell	H	8-3	W
3/27	Cornell	H	16-0	L
3/29	Jacksonville	A	8-3	L
4/1	Memphis*	A	6-1	L
4/2	Memphis*	A	9-2	W
4/3	Memphis*	A	7-1	W
4/5	#12 Florida Atlantic	H	5-0	L
4/8	#24 Houston*	A	2-1	W
4/9	#24 Houston*	A	4-3	L
4/10	#24 Houston*	A	1-0	L
4/13	#1 Miami	A	8-4	L
4/15	South Florida*	H	6-4	L
4/16	South Florida*	H	4-0	W
4/17	South Florida*	H	6-5	L
4/19	North Florida	A	4-3	L
4/22	Tulane*	H	4-3	L
4/23	Tulane*	H	4-1	L
4/24	Tulane*	H	6-0	L
4/26	#17 Florida Atlantic	A	3-1	W
4/29	South Florida*	A	0-4	L
4/30	South Florida*	A	5-4	L
5/1	South Florida*	A	9-2	W
5/6	Cincinnati*	H	8-7	W
5/7	Cincinnati*	H	12-1	W
5/8	Cincinnati*	H	4-2	L
5/11	Jacksonville	H	6-3	W
5/13	UConn*	A	4-3	L
5/14	UConn*	A	15-8	L
5/15	UConn*	A	3-0	L
5/19	East Carolina*	H	5-3	L
5/20	East Carolina*	H	7-1	L
5/21	East Carolina*	H	8-7	L

THE AMERICAN CHAMPIONSHIP

5/24	Tulane [^]	N	4-3	L
5/25	Cincinnati [^]	N	7-6	W
5/27	Tulane [^]	N	5-0	L

¹ - Kleberg Bank College Classic
Corpus Christi, Texas (Whataburger Field)

* - American Athletic Conference Game

[^] - American Athletic Conference Championship
Clearwater, Fla. (Bright House Field)

2017

40-22 / 15-9 The American H: 28-9, A: 10-10, N: 2-3, PS: 2-4 AAC REGULAR SEASON CHAMPIONS NCAA TALLAHASSEE REGIONAL Coach: Greg Lovelady

2/17	Siena	H	17-6	W
2/18	Siena	H	3-0	W
2/19	Siena	H	7-2	W
2/21	North Florida	H	3-2	W
2/24	Manhattan	H	13-3	W
2/25	Manhattan	H	10-1	W
2/16	Manhattan	H	7-2	W
2/28	#2 Florida	A	4-3	L
3/1	#2 Florida	H	11-2	W
3/3	Stony Brook	H	7-3	W
3/4	Stony Brook	H	8-4	W
3/5	Stony Brook	H	3-2	W
3/7	#2 Florida State	H	5-2	L
3/8	#2 Florida State	H	5-0	L
3/10	Central Michigan	H	21-1	W
3/11 (1)	Central Michigan	H	7-3	W
3/11 (2)	Central Michigan	H	5-4	W
3/14	Bradley	H	12-9	W
3/17	Jacksonville	H	4-0	W
3/18	Jacksonville	A	10-3	W
3/19	Jacksonville	A	7-1	L
3/21	Bethune-Cookman	H	5-4	W
3/24	Dartmouth	H	4-3	L
3/25	Dartmouth	H	4-1	L
3/26	Dartmouth	H	15-0	W
3/29	Jacksonville	H	10-1	W
3/31	#11 Houston*	H	5-2	W
4/1	#11 Houston*	H	3-1	L
4/2	#11 Houston*	H	6-1	W
4/5	Stetson	H	5-3	W
4/7	South Florida*	A	5-4	L
4/8	South Florida*	A	6-5	L
4/9	South Florida*	A	7-5	L
4/11	Florida Atlantic	H	8-3	L
4/13	East Carolina*	A	8-7	W
4/14	East Carolina*	A	9-4	W
4/15	East Carolina*	A	7-0	W
4/18	Bethune-Cookman	H	5-1	W
4/21	UConn*	H	8-1	W
4/22	UConn*	H	6-5	L
4/23	UConn*	H	8-2	W
4/28	Memphis*	H	7-4	W
4/29	Memphis*	H	9-4	L
4/30	Memphis*	H	2-1	W
5/2	North Florida	A	2-1	L
5/5	Tulane*	A	11-4	W
5/6	Tulane*	A	4-3	L
5/7	Tulane*	A	11-1	W
5/10	Miami (Fla.)	A	5-2	W
5/12	Cincinnati*	A	16-2	W
5/13	Cincinnati*	A	3-1	W
5/14	Cincinnati*	A	8-5	L
05/16	Florida Atlantic	A	9-4	L
5/18	#23 South Florida*	H	7-4	L
5/19	#23 South Florida*	H	9-1	W
5/20	#23 South Florida*	H	3-2	W

THE AMERICAN CHAMPIONSHIP

5/23	East Carolina^	N	14-3	L
5/25	Tulane^	N	8-3	W
5/26	South Florida^	N	12-0	W
5/26	East Carolina^	N	4-0	L

NCAA TALLAHASSEE REGIONAL

6/2	Auburn ¹	N	7-4	L
6/3	#16 Florida State ¹	A	6-1	L

* - American Athletic Conference Game

^ - American Athletic Conference Championship
Clearwater, Fla. (Spectrum Field)

¹ - NCAA Tallahassee Regional
Tallahassee, Fla. (Dick Howser Stadium)

2018

35-21 / 13-10 The American H: 26-9, A: 9-10, N: 0-2, PS: 0-2 Coach: Greg Lovelady

2/16	#15 Virginia	H	6-3	W
2/17	Rice	H	5-4	L
2/18	Samford	H	5-4	L
2/20	at Stetson	A	1-0	L
2/23	Savannah State	H	4-0	W
2/24	Savannah State	H	6-0	W
2/25	Savannah State	H	15-4	W
2/27	Bethune-Cookman	A	6-1	W
3/2	Wagner	H	6-3	W
3/3	Wagner	H	10-8	W
3/4	Wagner	H	12-0	W
3/6	#1 Florida	H	9-7	W
3/7	#1 Florida	A	4-2	W
3/10	Siena	H	1-0	W
3/10	Siena	H	2-0	W
3/11	Siena	H	10-8	W
3/13	Bradley	H	6-5	W
3/14	Miami (Fla.)	H	4-3	L
3/16	Chicago State	H	10-0	W
3/17	Chicago State	H	20-1	W
3/18	Chicago State	H	8-0	W
3/20	#8 Florida State	A	6-4	L
3/21	#8 Florida State	A	13-3	L
3/23	#18 East Carolina*	A	9-1	W
3/24	#18 East Carolina*	A	12-4	L
3/25	#18 East Carolina*	A	11-6	L
3/30	Memphis*	A	7-1	W
3/30	Memphis*	A	9-0	L
3/31	Memphis*	A	9-3	W
4/3	Stetson	H	4-1	W
4/7	UConn*	A	10-8	W
4/8	UConn*	A	6-2	L
4/8	UConn*	A	7-6	L
4/11	Miami (Fla.)	A	4-0	W
4/13	Cincinnati*	H	5-4	W
4/14	Cincinnati*	H	11-2	W
4/15	Cincinnati*	H	9-6	L
4/18	Bethune-Cookman	H	7-1	W
4/20	South Florida*	A	1-0	W
4/21	South Florida*	A	5-4	L
4/22	South Florida*	A	4-2	L
4/27	Wichita State*	H	9-5	W
4/28	Wichita State*	H	5-4	L
4/29	Wichita State*	H	8-4	W
5/1	Florida Atlantic	H	2-1	W
5/5	#19 Houston*	A	3-2	W
5/5	#19 Houston*	A	6-4	W
5/6	#19 Houston*	A	6-3	L
5/8	Florida Atlantic	A	11-8	L
5/11	Oklahoma	H	5-4	W
5/12	Oklahoma	H	7-3	L
5/13	Oklahoma	H	7-4	L
5/18	Tulane*	H	7-6	W
5/18	Tulane*	H	3-2	W

THE AMERICAN CHAMPIONSHIP

5/22	#15 East Carolina^	N	8-4	L
5/23	#18 Houston^	N	6-2	L

* - American Athletic Conference Game

^ - American Athletic Conference Championship
Clearwater, Fla. (Spectrum Field)

2019

36-22 / 11-13 The American H: 23-12, A: 11-8, N: 2-2, PS: 2-2 Coach: Greg Lovelady

2/15	Siena	H	3-2	W
2/16	Siena	H	5-1	W
2/17	Siena	H	7-1	W
2/19	Stetson	H	10-2	W
2/22	#15 Auburn	H	4-1	L
2/23	#15 Auburn	H	6-1	W
2/24	#15 Auburn	H	13-9	L
2/27	#3 Florida	A	12-9	W
3/1	Jacksonville	H	8-5	L
3/2	Jacksonville	H	3-0	W
3/3	Jacksonville	H	6-4	W
3/6	Ball State	H	9-8 (13)	W
3/8	Penn State	H	5-2	L
3/9	Penn State	H	5-3	W
3/10	Penn State	H	11-5	L
3/12	Yale	H	7-5	W
3/13	Yale	H	8-1	W
3/15	VCU	H	10-9	W
3/16	VCU	H	4-3	L
3/17	VCU	H	8-2	W
3/19	#19 Florida State	A	9-7	W
3/22	#14 East Carolina*	A	13-8	L
3/23	#14 East Carolina*	A	7-4	L
3/24	#14 East Carolina*	A	6-5	L
3/27	North Florida	H	5-0	W
3/29	UConn*	H	2-1	W
3/30	UConn*	H	3-1 (11)	L
3/31	UConn*	H	10-0 (7)	L
4/2	Stetson*	A	13-4	W
4/5	South Florida*	H	4-1	W
4/6	South Florida*	H	5-0	W
4/7	South Florida*	H	6-3	L
4/9	Jacksonville	A	8-2	W
4/12	Cincinnati*	A	15-0 (8)	W
4/13 (1)	Cincinnati*	A	8-3	L
4/13 (2)	Cincinnati*	A	7-6	L
4/16	Florida Atlantic	H	5-3	L
4/18	Wichita State*	A	8-6	L
4/19	Wichita State*	A	11-3	W
4/20	Wichita State*	A	6-4	L
4/23	Bethune-Cookman	H	5-4 (10)	W
4/26	Memphis*	H	12-11	W
4/27	Memphis*	H	12-7	L
4/28	Memphis*	H	7-6	W
4/30	North Florida	A	9-7 (11)	W
5/3	Tulane*	A	6-2	L
5/4	Tulane*	A	4-2	W
5/5	Tulane*	A	5-2	W
5/7	Bethune-Cookman	H	6-5	W
5/8	#18 Miami	A	8-7	W
5/14	#29 Florida Atlantic	A	13-10	W
5/16	Houston	H	8-0	W
5/17	Houston	H	2-0	L
5/18	Houston	H	11-10 (11)	W

THE AMERICAN CHAMPIONSHIP

5/21	Tulane^	N	5-2	L
5/22	Memphis^	N	8-7 (10)	W
5/24	Tulane^	N	6-2	W
5/25	Cincinnati^	N	10-6	L

* - American Athletic Conference Game

^ - American Athletic Conference Championship
Clearwater, Fla. (BayCare Ballpark)

2020

15-3 / 0-0 The American

H: 11-3, A: 4-0

Coach: Greg Lovelady

2/14	Siena	H	2-1	W
2/15 (1)	Siena	H	11-4	W
2/15 (2)	Siena	H	9-1	W
2/16	Siena	H	10-2	W
2/18	Stetson	H	6-5	L
2/21	#8 Auburn	A	A3-1	W
2/22	#8 Auburn	A	7-3	W
2/23	#8 Auburn	A	12-2	W
2/25	Bethune-Cookman	A	6-0	W
2/28	CSUN	H	12-5	W
2/29 (1)	CSUN	H	4-2	L
2/29 (2)	CSUN	H	10-5	W
3/1	CSUN	H	6-4	W
3/3	Jacksonville	H	6-0	W
3/6	Butler	H	2-1	W
3/7	Butler	H	4-0	W
3/8	Butler	H	4-1	W
3/11	#5 Miami	H	3-2	L
3/13	Yale		Canceled	
3/14	Yale		Canceled	
3/15	Yale		Canceled	
3/17	#11 Florida State		Canceled	
3/18	#11 Florida State		Canceled	
3/20	#22 East Carolina*		Canceled	
3/21	#22 East Carolina*		Canceled	
3/22	#22 East Carolina*		Canceled	
3/24	Jacksonville		Canceled	
3/27	Memphis*		Canceled	
3/28	Memphis*		Canceled	
3/29	Memphis*		Canceled	
3/31	RV Florida Atlantic		Canceled	
4/3	Wichita State*		Canceled	
4/4	Wichita State*		Canceled	
4/5	Wichita State*		Canceled	
4/7	RV Florida Atlantic		Canceled	
4/9	UConn*		Canceled	
4/10	UConn*		Canceled	
4/11	UConn*		Canceled	
4/14	Bethune-Cookman		Canceled	
4/15	Bethune-Cookman		Canceled	
4/24	#23 Tulane*		Canceled	
4/25	#23 Tulane*		Canceled	
4/26	#23 Tulane*		Canceled	
4/28	Stetson		Canceled	
5/1	South Florida*		Canceled	
5/2	South Florida*		Canceled	
5/3	South Florida*		Canceled	
5/6	#6 Miami		Canceled	
5/8	RV Houston*		Canceled	
5/9	RV Houston*		Canceled	
5/10	RV Houston*		Canceled	
5/12	North Florida		Canceled	
5/14	Cincinnati*		Canceled	
5/15	Cincinnati*		Canceled	
5/16	Cincinnati*		Canceled	

THE AMERICAN CHAMPIONSHIP

5/19-5/24 Canceled

* - American Athletic Conference Game

Season cut short due to COVID-19 Pandemic
Games after March 13 canceled

2021

31-30 / 18-14 The American

H: 15-11, A: 13-17, N: 3-2, PS: 3-2

Coach: Greg Lovelady

2/19	Florida Atlantic	H	12-6	L
2/20	Florida Atlantic	A	20-15	L
2/21	Florida Atlantic	A	15-6	W
2/23	Stetson	H	7-0	L
2/26	#1 Ole Miss	A	3-2	W
2/27	#1 Ole Miss	A	6-5	L
2/28	#1 Ole Miss	A	7-2	W
3/3	Stetson	A	6-5	L
3/5 (1)	Liberty	H	2-1	L
3/5 (2)	Liberty	H	8-3	L
3/7	Liberty	H	3-2	L
3/10	North Florida	A	10-0	W
3/12	North Florida	H	6-2	W
3/13	North Florida	A	14-7	L
3/14	North Florida	H	3-2	W
3/16	Florida Atlantic	H	8-3	W
3/19	Jacksonville	A	2-1	L
3/20	Jacksonville	A	12-9	W
3/21	Jacksonville	H	10-0	W
3/24	#17 Florida State	A	6-5	L
3/26	Troy	A	6-3	W
3/27	Troy	A	2-1	L
3/28	Troy	A	14-12 (8)	L
3/30	Jacksonville	H	11-6	L
4/1	South Florida*	A	5-2	W
4/2 (1)	South Florida*	A	6-2	L
4/2 (2)	South Florida*	A	3-1	L
4/3	South Florida*	A	3-0	W
4/9(1)	Cincinnati*	A	8-6	W
4/9 (2)	Cincinnati*	A	2-1	L
4/10	Cincinnati*	A	20-10	W
4/11	Cincinnati*	A	10-6	L
4/16 (1)	South Florida*	H	6-0	W
4/16 (2)	South Florida*	H	5-2	W
4/17 (1)	South Florida*	H	5-4	W
4/18 (2)	South Florida*	H	11-0	L
4/23 (1)	#7 East Carolina*	A	4-2	L
4/23 (2)	#7 East Carolina*	A	10-5	W
4/24	#7 East Carolina*	A	11-8	L
4/25	#7 East Carolina*	A	6-1	W
4/30 (1)	Memphis*	H	12-2	L
4/30 (2)	Memphis*	H	12-10	W
5/1	Memphis*	H	13-6	W
5/2	Memphis*	H	17-5	W
5/7 (1)	Wichita State*	H	6-3	W
5/7 (2)	Wichita State*	H	11-1	L
5/8	Wichita State*	H	10-3	L
5/9	Wichita State*	H	7-6	L
5/14 (1)	Tulane*	A	5-4	L
5/14 (2)	Tulane*	A	9-1	L
5/15	Tulane*	A	6-4	W
5/16	Tulane*	A	14-7	L
5/20 (1)	Houston*	H	3-1	W
5/20 (2)	Houston*	H	2-1	W
5/21	Houston*	H	6-0	W
5/22	Houston*	H	2-1	W

THE AMERICAN CHAMPIONSHIP

5/25	Cincinnati^	N	14-10	W
5/27	Memphis^	N	17-1	W
5/29	East Carolina^	N	5-2	L
5/29	East Carolina^	N	2-1	W
5/30	South Florida^2	N	8-7	L

* - American Athletic Conference Game

^ - American Athletic Conference Championship
Clearwater, Fla. (BayCare Ballpark)

2 - AAC Championship Final

2022

35-25 / 14-10 The American

H: 18-14, A: 14-9, N: 3-2, PS: 3-2

Coach: Greg Lovelady

2/18	Siena	H	12-0	W
2/19	Siena	H	16-2	W
2/20	Siena	H	18-0	W
2/22	North Florida	A	3-2	W
2/25	Georgia Southern	A	5-1	W
2/26	Georgia Southern	A	3-2	L
2/27	Georgia Southern	A	10-1	W
3/1	Stetson	H	5-3	W
3/4	#2 Ole Miss	H	8-7	L
3/5	#2 Ole Miss	H	1-0 (12)	W
3/6	#2 Ole Miss	H	9-1	L
3/8	Bethune-Cookman	A	6-2	W
3/9	Florida A&M	H	18-4	W
3/11 (1)	North Florida	H	10-2	L
3/11 (2)	North Florida	H	4-0 (7)	W
3/13	North Florida	A	4-2	L
3/16	Miami	H	10-5	W
3/18	UNC Greensboro	H	10-9	L
3/19	UNC Greensboro	H	6-4	L
3/20	UNC Greensboro	H	3-2	W
3/22	#7 Florida State	A	10-2	L
3/23	#7 Florida State	A	Canceled	
3/25	Samford	H	4-3 (10)	L
3/26	Samford	H	7-6	L
3/27	Samford	H	11-1 (7)	W
3/29	Florida Atlantic	H	13-1	W
4/1	South Florida*	H	5-0	W
4/2	South Florida*	H	4-0 (7)	W
4/3	South Florida*	H	8-4	W
4/5	Florida Atlantic	A	5-3	L
4/8	Memphis*	A	6-1	L
4/9	Memphis*	A	13-3 (7)	W
4/10	Memphis*	A	15-6	W
4/12	Jacksonville	A	6-1	W
4/14	East Carolina*	H	12-7	L
4/15	East Carolina*	H	10-0	L
4/16	East Carolina*	H	10-1	L
4/19	Jacksonville	H	9-2	L
4/22	Wichita State*	A	8-5	W
4/23	Wichita State*	A	16-12	W
4/24	Wichita State*	A	8-2	W
4/29	Tulane*	H	2-1	W
4/30	Tulane*	H	7-5	L
5/1	Tulane*	H	8-6	W
5/3	North Florida	A	8-5	W
5/6	South Florida*	A	10-4	W
5/7	South Florida*	A	2-1	L
5/8	South Florida*	A	3-1	L
5/11	#6 Miami	A	16-10	L
5/13	Houston*	A	6-9	L
5/14	Houston*	A	6-5	W
5/15	Houston*	A	3-1	W
5/17	Bethune-Cookman	H	10-2 (5)	W
5/19	Cincinnati*	H	15-10	W
5/19	Cincinnati*	H	15-5	L
5/20	Cincinnati*	H	6-5	L

THE AMERICAN CHAMPIONSHIP

5/24	Memphis^	N	7-6	L
5/25	Wichita State^	N	12-4	W
5/27	Memphis^	N	15-2 (7)	W
5/29	Houston^	N	9-8 (10)	W
5/29	Houston^	N	9-6	L

* - American Athletic Conference Game

^ - American Athletic Conference Championship
Clearwater, Fla. (BayCare Ballpark)

2023

33-26 / 12-12 The American

H: 21-13, A: 11-11, N: 1-2, PS: 1-2

Coach: Greg Lovelady

2/17	Siena	H	22-5	W
2/18	Siena	H	2-1	W
2/19	Siena	H	11-1 (7)	W
2/21	Florida Atlantic	H	13-3	L
2/24	Clemson	A	4-2	W
2/25	Clemson	A	10-7	W
2/26	Clemson	A	13-6	W
2/28	Bethune-Cookman	A	9-0	W
3/3	Georgia Southern	H	6-4	W
3/4	Georgia Southern	H	19-7	L
3/5	Georgia Southern	H	11-8	L
3/7	North Florida	H	10-3	W
3/10	RV Troy	H	5-3	W
3/11	RV Troy	H	12-3	L
3/12	RV Troy	H	5-4	L
3/14	#21 Florida State	H	14-3	W
3/15	#21 Florida State	H	6-3	W
3/17	Dartmouth	H	16-1	W
3/18	Dartmouth	H	12-10	W
3/19	Dartmouth	H	5-2	W
3/21	North Florida	A	4-2	L
3/24	RV Maryland	H	4-2	W
3/25	RV Maryland	H	16-6	L
3/26	RV Maryland	H	8-6	L
3/28	Florida Atlantic	A	4-2	L
3/31	South Florida*	H	2-0	L
4/1	South Florida*	H	3-2	L
4/2	South Florida*	H	12-9	W
4/4	#11 Miami	A	14-3	L
4/6 (1)	#12 East Carolina*	A	17-7 (7)	L
4/6 (2)	#12 East Carolina*	A	11-5	L
4/7	#12 East Carolina*	A	3-2 (12)	L
4/11	Stetson	A	7-1	W
4/14	Memphis*	H	12-3	W
4/15	Memphis*	H	3-1	L
4/16	Memphis*	H	8-6	W
4/18	Stetson	H	7-6	W
4/21	South Florida*	A	6-4	W
4/22	South Florida*	A	14-8	L
4/23	South Florida*	A	11-1 (8)	W
4/28	Houston*	H	13-7 (10)	L
4/29	Houston*	H	8-7	W
4/30	Houston*	H	12-9 (8)	L
5/2	North Florida	H	16-10	W
5/5	Tulane*	A	5-3	W
5/6	Tulane*	A	13-2 (7)	L
5/7	Tulane*	A	10-3	W
5/9	Ohio State	A	2-0	L
5/10	Wright State	A	11-7	L
5/12	Cincinnati*	A	13-3 (7)	L
5/13	Cincinnati*	A	12-4	W
5/14	Cincinnati*	A	9-7	W
5/16	Bethune-Cookman	H	11-7	W
5/18	Wichita State*	H	16-15	W
5/19	Wichita State*	H	12-7	L
5/20	Wichita State*	H	5-4	W

THE AMERICAN CHAMPIONSHIP

5/23	Cincinnati^	N	4-3	W
5/25	South Florida^	N	15-4 (8)	L
5/26	East Carolina^	N	7-6 (13)	L

* - American Athletic Conference Game

^ - American Athletic Conference Championship
Clearwater, Fla. (BayCare Ballpark)

2024

37-21 / 14-15 Big 12

H: 21-9, A: 12-11, N: 4-1, PS: 4-3

Coach: Rich Wallace

2/16	Bryant	H	12-11	W
2/17	Bryant	H	Canceled	
2/18	Bryant	H	Canceled	
2/21	Miami	A	4-3	W
2/23	Samford	H	18-3 (7)	W
2/24	Samford	H	9-6	W
2/25	Samford	H	12-2 (7)	W
2/27	Florida Atlantic	A	11-6	W
3/1	South Florida	H	3-2 (10)	W
3/2	South Florida	H	7-5	L
3/3	South Florida	H	1-0	W
3/6	#4 Florida	A	9-6	W
3/9 (1)	Oklahoma*	A	4-3	L
3/9 (2)	Oklahoma*	A	11-3	L
3/10	Oklahoma*	A	14-2 (7)	L
3/13	Stetson	H	7-1	W
3/15	Oklahoma State*	H	13-2	W
3/16	Oklahoma State*	H	4-3	W
3/17	Oklahoma State*	H	16-10	L
3/19	Florida Atlantic	H	3-2	W
3/22	Kansas*	A	13-3	L
3/23 (1)	Kansas*	A	6-2	W
3/23 (2)	Kansas*	A	4-1	W
3/26	Jacksonville	A	6-0	W
3/28	Texas Tech	H	5-4	W
3/29	Texas Tech	H	2-1	W
3/30	Texas Tech	H	3-2	L
4/2	Bethune-Cookman	A	14-1	W
4/5	Kansas State*	H	7-4	W
4/6	Kansas State*	H	4-3	L
4/7	Kansas State*	H	6-1	W
4/10	Stetson	A	5-3	L
4/12	West Virginia*	A	7-6	L
4/13	West Virginia*	A	7-5	L
4/14	West Virginia*	A	11-10 (11)	L
4/16	North Florida	H	10-3	W
4/19	Central Michigan	H	2-0	L
4/20	Central Michigan	H	17-2	W
4/21	Central Michigan	H	23-3 (7)	W
4/23	FGCU	H	10-3	W
4/26	Cincinnati*	H	9-4	L
4/27	Cincinnati*	H	5-2	W
4/28	Cincinnati*	H	8-2	L
4/30	North Florida	A	6-2	W
5/3	Houston*	A	4-1	W
5/4	Houston*	A	6-4	W
5/5	Houston*	A	Canceled	
5/7	North Florida	H	7-4	W
5/10	#18 Texas*	H	6-3	L
5/11	#18 Texas*	H	5-4	W
5/12	#18 Texas*	H	10-7	L
5/14	Bethune-Cookman	H	Canceled	
5/17 (1)	Baylor*	H	6-4	W
5/17 (2)	Baylor*	H	4-2	L
5/18	Baylor*	H	10-8	W

PHILLIPS 66 BIG 12 CHAMPIONSHIP

5/21	Cincinnati^	N	6-5 (11)	W
5/23	#17 Oklahoma State^	N	7-6 (10)	W
5/24	#17 Oklahoma State^	N	10-1	L

NCAA TALLAHASSEE REGIONAL

5/31	Alabama ¹	N	8-7	W
6/1	#8 Florida State ¹	A	5-2	L
6/2	Stetson ¹	N	5-2	W
6/2	#8 Florida State ^{1,2}	A	14-2	L

* - Big 12 Conference Game

^ - Phillips 66 Big 12 Championship
Arlington, Texas (Globe Life Field)

¹ - NCAA Tallahassee Regional
Tallahassee, Fla. (Dick Howser Stadium)

² - NCAA Tallahassee Regional Final

2025

Big 12

Coach: Rich Wallace

2/14	Siena	H	
2/15	Siena	H	
2/16	Siena	H	
2/19	Missouri	H	
2/21	Bryant	H	
2/22	Bryant	H	
2/23	Bryant	H	
2/25	Florida Atlantic	H	
2/28	South Florida	A	
3/1	South Florida	A	
3/2	South Florida	A	
3/4	Florida	H	
3/7	Monmouth	H	
3/8	Monmouth	H	
3/9	Monmouth	H	
3/11	Miami	H	
3/13	BYU*	A	
3/14	BYU*	A	
3/15	BYU*	A	
3/18	Stetson	A	
3/21	Houston*	H	
3/22	Houston*	H	
3/23	Houston*	H	
3/25	Jacksonville	A	
3/28	Cincinnati*	A	
3/29	Cincinnati*	A	
3/30	Cincinnati*	A	
4/1	Stetson	H	
4/4	Kansas*	H	
4/5	Kansas*	H	
4/6	Kansas*	H	
4/8	North Florida	A	
4/11	Kansas State*	A	
4/12	Kansas State*	A	
4/13	Kansas State*	A	
4/15	Florida A&M	H	
4/17	TCU*	H	
4/18	TCU*	H	
4/19	TCU*	H	
4/22	Florida Atlantic	A	
4/25	West Virginia*	A	
4/26	West Virginia*	A	
4/27	West Virginia*	A	
4/29	North Florida	H	
5/2	Oklahoma State*	A	
5/3	Oklahoma State*	A	
5/4	Oklahoma State*	A	
5/6	Missouri State	A	
5/9	Texas Tech*	A	
5/10	Texas Tech*	A	
5/11	Texas Tech*	A	
5/13	Presbyterian	H	
5/15	Baylor*	H	
5/16	Baylor*	H	
5/17	Baylor*	H	

* - Big 12 Conference Game



SERIES HISTORY

A			Florida Bible	8-0	1973-75	Milton	3-0	1981
Adelphi	3-0	1977-78	Florida-Leesburg	1-1	1980-85	Minnesota	3-0	1995
Air Force	1-3	1973-76	Florida Memorial	1-0	1979	Missouri	1-2	1991-2008
Akron	1-1	1996	Florida Southern	4-27	1974-85	Missouri State	1-0	2012
Alabama	7-6	1987-2024	Florida State	9-39	1985-2024	Monmouth	20-4	2002-09
American	1-0	1978	Furman	1-1	1981-91	Mount St. Mary's	0-1	2011
Arkansas	1-0	2015	G			N		
Arkansas-Little Rock	0-2	1992	Gardner-Webb	8-3	2003-05	N.C. State	1-0	1994
Arkansas State	3-0	1991	George Mason	2-0	1991-96	New Orleans	2-1	1991
Armstrong State	3-1	1987	Georgetown (Ky.)	2-0	1983	Newberry	0-0-1	1985
Army	1-1	2007-09	Georgia	5-6	1984-95	Nicholls	3-2	1992-99
Assumption	1-0	1977	Georgia Southern	4-4	1991-2023	North Carolina	4-3	1985-2000
Auburn	5-6	1993-2020	Georgia State	20-5	1995-2005	North Florida	22-16	1988-2024
Austin Peay	4-3	1974-80	Georgia Tech	2-1	1989-96	Northeastern	3-0	1988-2007
B			Glassboro State	0-2	1974	Northeastern Illinois	3-0	1981-86
Ball State	2-1	1975-2019	Grace	3-0	1985	Northern Iowa	1-0	2009
Baltimore	4-0	1980-81	Gustavus Adolphus	1-0	1992	Northwestern	4-3-1	1977-98
Baylor	2-1	2024	H			Notre Dame	3-4	1979-2005
Bellarmino	1-0	1980-81	Hardin-Simmons	2-0	1990	O		
Belmont	12-3	1976-2005	Hartford	4-2	2009-10	Ohio State	2-3	1986-2023
Bethune-Cookman	89-17	1974-2024	Harvard	4-1	1973-2012	Ohio Wesleyan	1-0	1991
Biscayne	9-10	1977-83	Hillsdale	2-0	1977-79	Oklahoma	3-7	1989-2024
Bloomsburg State	1-0	1979	Houston	34-34	1990-2024	Oklahoma State	6-3	1997-2024
Boston College	5-1	1985-2012	I			Old Dominion	0-1	1995
Bradley	7-4	1981-2018	Illinois	3-3	1990-93	Ole Miss	5-8	1995-2022
Brandeis	2-0	1975	Illinois-Chicago	5-2	1990-98	Oregon State	1-2	1992-98
Brown	4-1	1981-2016	Illinois State	0-1	1984	P		
Bryan	2-0	1983	Iowa State	7-5	1980-88	Pace	4-0	2003
Bryant	1-0	2024	Ithaca	4-1	1982-91	Penn	7-3	1975-2006
Bucknell	1-0	1996	IUPUI	2-0	2001	Penn State	1-2	2019
Buffalo	1-1	1973	J			Pepperdine	0-1	1993
Butler	5-0	1993-2020	Jacksonville	51-42	1973-2024	Pittsburgh	10-0	1987-2008
C			Jacksonville State	15-6	1985-2003	Portland State	2-0	1989-95
Calvin	8-0	1977-88	Johns Hopkins	1-0	1982	Presbyterian	9-3	2010-15
CSUN	3-1	2020	K			Princeton	5-1	1983-2001
Campbell	28-4	1989-2005	Kansas	4-1	1994-2024	Purdue	2-0	1994-2001
Catawba	2-0	1986	Kansas State	2-1	2024	Q		
Catholic	1-0	1980	L			Quincy	1-0	1988
Centenary	14-3	1993-99	Lamar	4-1	1991-97	R		
Central Connecticut State	2-1	2014	Lambuth	1-0	1977	Rhode Island	2-1	1993-2002
Central Michigan	13-6	1985-2024	La Salle	2-0	1984	Rice	9-26	1996-2018
Charleston Southern	3-0	2002	Lehigh	5-0	1996-2000	Rider	5-3	1989-96
Chicago Staet	3-0	2018	LeMoyne	2-1	2005	Rio Grande	1-0	1983
Cincinnati	20-15	2014-24	Lewis	0-1	1983	Rollins	45-35-1	1973-99
The Citadel	3-1	1987-2014	Liberty	5-3	1986-2021	Rutgers	11-4	1994-2014
Clemson	6-5	1998-2023	Liberty Baptist	0-1	1983	S		
Cleveland State	6-1	1991-95	Lincoln (Mo.)	1-0	1973	Sacred Heart	1-0	1983
Coastal Carolina	1-2	1990	Lipscomb	6-5	1974-2005	St. John's	2-1	1999
Colby	15-4	1975-88	Long Beach State	0-2	1990-93	St. Leo	16-16	1973-84
Colgate	1-0	1984	LIU-Brooklyn	10-0	1988-2016	St. Mary's	2-0	1986
College of Charleston	8-7	1993-2003	Louisiana	4-11	1986-2002	St. Norbert	6-0	1977-81
Columbia	16-3	1973-2015	Louisiana Tech	3-2	1991-93	St. Xavier	9-3-1	1983-86
Cornell	9-3	1976-2016	Louisville	2-1	2014	Saint Joseph's	9-2	1983-2005
D			LSU	4-16	1985-2009	Sam Houston State	1-1	1998
Dartmouth	6-3	2011-23	M			Samford	23-4	1987-2024
Davidson	3-1	1980-89	MacMurray	1-0	1977	Santa Clara	0-1	1998
Delaware	2-2	1973-85	Madison	1-1	1975	Savannah State	6-0	2010-18
Detroit	3-0	1987/88	Maine	3-2	1987-2011	Seton Hall	2-4	1982-87
Duke	1-0	1999	Maine-Presque Isle	2-0	1978	Shorter	1-1	1974
Duquesne	1-0	2010	Manhattan	3-0	2017	Siena	67-4	1977-2023
E			Mansfield	1-0	1990	South Alabama	7-3	1992-2011
East Carolina	17-47	2002-23	Marshall	11-13	2006-2013	South Carolina	2-5	1976-2001
Eastern Illinois	1-0	1990	Maryland	4-4	2007-23	South Florida	82-83	1973-2024
Eastern Kentucky	1-1	1988	Maryland-Eastern Shore	1-0	1993	Southeastern Louisiana	6-1	1993-2011
Eastern Michigan	1-0	1981	Massachusetts	7-3	1992-2012	Southeastern Massachusetts	1-0	1991
Eckerd	12-22	1973-84	Massachusetts Maritime	2-0	1975	Southern Illinois	3-0	2001
Embry-Riddle	6-0	1973-74	Memphis	32-27	2006-23	SIU-Edwardsville	1-1	1986
Evansville	6-0	1981-2000	Mercer	17-7	1978-2005	Southern Maine	2-0	1988
F			Merrimack	3-0	1986	Southern Miss	9-19	1988-2013
Fairfield	3-0	2015	Miami (Fla.)	12-32	1973-2024	Stetson	79-52	1975-2024
FGCU	2-2	2008-24	Miami (Ohio)	1-0	1998	Stony Brook	7-2	2006-17
FIT	40-11	1973-97	Michigan	8-6	1983-2014	T		
FIU	42-52	1976-2009	Michigan State	1-1	2007-16	Tampa	9-11	1973-86
Flagler	9-5	1975-93	Middle Tennessee State	1-1	1985	TCU	3-3	2006-07
Florida	22-27	1977-2024	Milligan	1-1	1975	Temple	10-3-1	1980-2014
Florida A&M	20-2-1	1981-2022						
Florida Atlantic	49-41	1984-2024						

SERIES HISTORY

Tennessee	2-6	1975-97
Tennessee-Wesleyan	1-1	1978
Tennessee State	3-0-1	1981-82
Tennessee Tech	2-1	2000
Texas	1-2	2024
Texas A&M-Corpus Christi	1-0	2016
Texas State	0-2	1997-2016
Texas Tech	3-1	2013-24
Toledo	1-0	2003
Troy	19-13	1998-2023
Tulane	30-30	1989-2023

U		
UAB	15-12	2006-13
UCLA	0-1	1991
UConn	8-13	2013-19
UNC-Greensboro	1-2	2022
UNC-Wilmington	0-2	1989
Union	1-0	1978
USC	0-1	1992
Utah	2-1	2004
UTRGV	1-3	1991

V		
Valdosta State	4-5	1982-85
Vanderbilt	4-7-1	1980-2002
Vermont	1-0	2001
Villanova	8-4	1984-89
Virginia	2-0	1983-2018
Virginia Commonwealth	4-3	2009-19

W		
Wabash	2-0	1976
Wagner	16-0	1980-2018
Wake Forest	2-1	1996-2001
Washington	0-1	1998
Washington & Lee	4-0	1979-81
West Florida	1-1	1985-87
West Liberty	2-1	1978
West Virginia	1-3	1993-2024
West Virginia-Wesleyan	2-0	1987
Westchester State	2-0	1975-82
Western Carolina	6-0	2000
Western Illinois	6-0	1998-2001
Western Kentucky	9-11	1983-2003
Western Michigan	1-0	1999
Wheaton	2-0	1974
Wichita State	10-7	2018-23
Widener	5-2	1974-79
Williams	5-1	1977-84
Winthrop	3-0	2013
Wisconsin	12-2	1978-91
Wisconsin-Eau Claire	3-0	1984
Wisconsin-Milwaukee	2-0	1990
Wright State	1-1	1991-2023

X		
Xavier (Ohio)	3-1	1985-89

Y		
Yale	3-4-2	1979-2019

SERIES RECORDS

MOST GAMES IN A SERIES

Team	Games	Years
1 South Florida	165 (82-83)	1973-2024
2 Stetson	131 (79-52)	1975-2024
3 Bethune-Cookman	106 (89-17)	1974-2024
4 FIU	94 (42-52)	1976-2009
5 Jacksonville	93 (51-42)	1973-2024

LONGEST-RUNNING SERIES

Team	Record	Years
1 South Florida	82-83 (52)	1973-2024
Jacksonville	51-42 (52)	1973-2024
3 Bethune-Cookman	89-17 (51)	1974-2024
4 Stetson	79-52 (50)	1975-2024
5 FIU	42-52 (48)	1976-2009

CLOSEST SERIES*

Team	Games	Years
1 Houston	34-34	1990-2024
Tulane	30-30	1989-2023
St. Leo	16-16	1973-1984
4 South Florida	82-83	1973-2024
5 Cincinnati	20-15	2014-24
Memphis	32-27	2006-2023

*(MIN. 25 Games)

WINNING PERCENTAGE VS. OPPONENT*

Team	Games	Years
1 Siena	.944 (67-4)	1977-2023
2 Campbell	.875 (28-4)	1989-2005
3 Bethune-Cookman	.840 (89-17)	1974-2023
4 Georgia State	.800 (20-5)	1995-2005
5 FIT	.784 (40-11)	1973-1997

*(MIN. 25 Games)

MOST WINS VS. OPPONENT

Team	Games	Years
1 Bethune-Cookman	89	1974-2024
2 South Florida	82	1973-2024
3 Stetson	79	1975-2024
4 Siena	67	1977-2023
5 Jacksonville	51	1973-2024

MOST LOSSES VS. OPPONENT

Team	Games	Years
1 South Florida	83	1973-2024
2 FIU	52	1976-2009
3 Stetson	52	1975-2024
4 East Carolina	47	2002-2023
5 Jacksonville	42	1973-2024

MOST HOME WINS VS. OPPONENT

Team	Games	Years
1 Siena	67	1977-2023
2 South Florida	45	1973-2024
3 Bethune-Cookman	42	1974-2023
4 Stetson	38	1975-2024
5 Rollins	28	1973-1999

MOST HOME LOSSES VS. OPPONENT

Team	Games	Years
1 South Florida	28	1973-2024
2 Florida Atlantic	25	1984-2023
Stetson	22	1975-2021
4 FIU	19	1976-2009
5 Rollins	17	1973-1999

MOST ROAD WINS VS. OPPONENT

Team	Games	Years
1 Bethune-Cookman	35	1974-2024
2 Stetson	33	1975-2023
3 South Florida	30	1973-2023
4 Jacksonville	23	1973-2024
5 Florida Atlantic	20	1984-2024

MOST ROAD LOSSES VS. OPPONENT

Team	Games	Years
1 South Florida	41	1973-2023
2 Florida State	33	1985-2024
3 FIU	28	1976-2009
4 Stetson	26	1975-2024
5 Florida Atlantic	17	1984-2023

MOST NEUTRAL WINS VS. OPPONENT

Team	Games	Years
1 Memphis	7	2006-2022
2 FAU	5	1984-2018
Stetson	5	1975-2024
4 Cincinnati	4	2016-2024
Oklahoma State	4	1997-2024
6 South Florida	3	1973-2021
Southeastern Louisiana	3	1993-2011


MOST NEUTRAL LOSSES VS. OPPONENT

Team	Games	Years
1 South Florida	7	1973-2023
East Carolina	7	2002-2023
3 Houston	5	1990-2022
Memphis	5	2006-2022
Rice	4	1996-2018
6 UConn	3	2013-2018
Miami	3	1973-2018
Tulane	3	1989-2018

A				1974	L	12-4	2/28/1996	A	W	8-4	1982	A	L	9-6			
ADELPHI				1976	W	3-1	2/18/1997	H	L	4-3	1983	H	W	7-4			
H: 1-0				1976	W	2-1	2/25/1997	A	W	4-3	1983	H	W	11-10 (11)			
	W	5-3		1976	L	13-3	4/16/1997	A	W	8-2	1983	H	W	8-6			
1973	W	8-6		1980	H	L	9-3 (8)	2/3/1998	N	W	4-2	BLOOMSBURG STATE			1-0		
1977	W	9-1		1980	H	W	6-3	2/10/1998	A	W	16-1	H: 1-0, A: N/A, N: N/A, PS: N/A					
1978	H	W	13-6	B				3/25/1998	H	W	9-3	1979	H	W	21-2		
AIR FORCE				1-3	BALL STATE				4/15/1998	H	W	16-1	BOSTON COLLEGE			5-1	
H: N/A, A: N/A, N: N/A, PS: N/A					H: 1-1, A: N/A, N: N/A, PS: N/A				2/9/1999	N	W	13-8	H: 5-1, A: N/A, N: N/A, PS: N/A				
1973	L	3-1		1975	W	8-3	2/23/1999	H	W	15-4	6-2	3/5/1985	H	W	11-7 (7)		
1973	L	4-2		1979	H	L	10-4	3/17/1999	A	W	6-1	3/5/1985	H	W	10-1 (7)		
1976	L	2-1		2019	H	W	9-8	3/24/1999	H	W	4-2	3/9/2011	H	W	18-0		
1976	W	7-0		BALTIMORE				2/15/2000	A	L	6-5	2/24/2012	H	W	6-5		
AKRON				1-1	H: 4-0, A: N/A, N: N/A, PS: N/A				2/22/2000	H	W	8-4	2/25/2012	H	L	8-7	
H: 1-1					1980	H	W	10-2	3/1/2000	H	W	10-2	2/26/2012	H	W	5-4	
3/21/1996	H	L	18-2		1980	H	W	8-6	2/6/2001	H	W	8-4	BRADLEY			7-4	
3/21/1996	H	W	14-2		1981	H	W	6-1	2/21/2001	A	L	9-6	H: 7-4, A: N/A, N: N/A, PS: N/A				
ALABAMA				7-6		1981	H	W	22-4	3/20/2001	H	W	7-2	1981	H	L	6-4
H: 3-0, A: 2-4, N: 2-2, PS: 1-2					BAYLOR				2/5/2002	A	L	8-5	1981	H	L	5-4 (8)	
4/4/1987	A	L	1-12		H: N/A, A: 2-1, N: N/A, PS: N/A				2/12/2002	A	L	3-0	1981	H	L	6-3 (7)	
4/4/1987	A	W	10-3		5/17/2024	A	W	6-4	3/19/2002	H	W	7-2	3/15/1988	H	W	8-0	
4/5/1987	A	L	16-5		5/17/2024	A	L	4-2	3/27/2002	A	W	9-4	3/18/1988	H	L	12-1	
2/25/2000	A	W	8-5		5/18/2024	A	W	10-8	2/11/2003	A	W	1-0	3/21/1990	H	W	8-5	
2/26/2000	A	L	18-4		BELLARMINE				3/5/2003	H	L	7-4	3/24/1990	H	W	15-7	
2/27/2000	A	L	10-5		H: 1-0, A: N/A, N: N/A, PS: N/A				4/22/2003	H	L	18-5	3/21/1991	H	W	6-1	
2/23/2001	H	W	5-1		3/17/1986	H	W	4-2	2/17/2004	A	W	9-4	3/22/1991	H	W	17-2	
2/24/2001	H	W	5-2		BELMONT				3/23/2004	A	W	7-6 (11)	3/14/2017	H	W	12-9	
2/25/2001	H	W	4-3		H: 6-0, A: 4-2, N: N/A, PS: N/A				3/30/2004	H	W	8-0	3/13/2018	H	W	6-5 (13)	
2/27/2011	N	W	12-4		1976	W	4-3	4/6/2004	H	W	9-1	BRANDEIS			2-0		
6/3/2011	N	L	5-3		1976	W	6-1	2/8/2005	A	W	7-1	H: N/A, A: N/A, N: N/A, PS: N/A					
6/5/2011	N	L	12-5		1976	W	6-1	2/22/2005	A	W	6-5	1975	W	6-0			
5/31/2024	N	W	8-7		1976	L	2-1	3/1/2005	A	W	9-2	1975	W	12-4			
AMERICAN				1-0	4/12/2002	H	W	6-5	4/13/2005	H	W	18-2	BROWN			4-0	
H: N/A, A: N/A, N: N/A, PS: N/A					4/13/2002	H	W	7-4	2/7/2006	A	W	8-4	H: 4-0, A: N/A, N: N/A, PS: N/A				
1978	W	13-6			4/13/2002	H	W	9-0	2/28/2006	H	L	14-2	10-8	4/1/1988	H	W	3-2
ARKANSAS				1-0	4/11/2003	A	L	7-6	3/21/2006	A	W	10-8	2-0	3/18/2016	H	W	2-0
H: N/A, A: N/A, N: 1-0, PS: N/A					4/12/2003	A	L	1-0	5/2/2006	H	W	2-0	1981	H	W	21-0	
2/20/2015	N	W	9-5		4/12/2003	A	W	10-4	3/30/2010	H	W	11-8	4/1/1988	H	W	3-2	
ARKANSAS LITTLE ROCK				0-2	4/16/2004	H	W	3-0	3/31/2010	A	W	9-7	3/18/2016	H	W	2-0	
H: N/A, A: 0-2, N: N/A, PS: N/A					4/17/2004	H	W	3-0	4/21/2010	H	W	6-2	3/19/2016	H	W	6-4	
3/21/1992	A	L	5-2		4/17/2004	H	W	2-0	2/22/2011	A	W	13-0	BRYAN			2-0	
3/21/1992	A	L	11-6		4/15/2005	A	W	19-2	5/11/2011	H	W	8-1	H: 2-0, A: N/A, N: N/A, PS: N/A				
ARKANSAS STATE				3-0	4/16/2005	A	W	5-0	6/4/2011	H	W	16-5	1983	H	W	13-3	
H: 3-0, A: N/A, N: N/A, PS: N/A					4/17/2005	A	W	8-0	2/29/2012	A	W	8-4	1983	H	W	16-0	
BETHUNE-COOKMAN				89-17	H: 43-6, A: 35-10, N: 1-0				4/11/2012	H	W	6-2	BRYANT			1-0	
H: 43-6, A: 35-10, N: 1-0					H: 43-6, A: 35-10, N: 1-0				2/27/2013	A	L	6-0	H: 1-0, A: N/A, N: N/A, PS: N/A				
1974	W	3-0			1974	W	3-0	5/1/2013	H	W	8-1	4-0	2/16/2024	H	W	12-11	
1974	W	11-5			1974	W	11-5	5/8/2013	H	W	4-0	5-2	BUCKNELL			1-0	
1975	L	1-0			1975	L	1-0	3/4/2014	A	L	5-2	4-1	H: 1-0, A: N/A, N: N/A, PS: N/A				
1975	W	2-0			1975	W	2-0	3/26/2014	H	W	10-2	18-8	5/24/1996	N	W	13-1	
1975	W	4-0			1975	W	4-0	2/18/2015	N	W	18-13	12-7	BUFFALO			1-1	
1975	W	2-0			1975	W	2-0	2/25/2015	A	W	17-3	H: N/A, A: N/A, N: N/A, PS: N/A					
1976	W	3-1			1975	W	3-1	3/17/2015	A	W	12-7	1973	W	6-5			
1976	W	6-3			1976	W	6-3	2/23/2016	H	W	5-4	1973	L	7-5			
1982	H	W	7-3		1976	W	6-3	3/9/2016	A	L	5-1	BUTLER			5-0		
1983	A	W	6-1		1982	H	W	3/21/2017	A	W	6-0	3/10/1993	H	W	14-4		
1983	A	W	6-1		1982	H	W	4/18/2017	H	W	6-1	3/12/1993	H	W	8-1		
1983	A	L	14-12		1983	A	L	2/27/2018	H	W	7-1	3/6/2020	H	W	2-1		
1984	H	W	3-0 (7)		1983	A	L	4/23/2019	H	W	5-4	3/7/2020	H	W	4-0		
1984	H	L	12-5 (7)		1984	H	L	5/7/2019	H	W	6-5	3/8/2020	H	W	4-1		
2/4/1986	A	W	9-5		1984	H	L	2/25/2020	A	W	6-0	C					
4/7/1986	H	W	17-2		2/4/1986	A	W	3/8/2022	A	W	6-2	CALVIN			8-0		
2/29/1988	H	W	24-1		4/7/1986	H	W	5/17/2022	H	W	10-2 (5)	H: 6-0, A: N/A, N: N/A, PS: N/A					
2/29/1988	H	W	15-0		2/29/1988	H	W	2/28/2023	A	W	9-0	1977	W	10-1			
2/7/1989	H	W	16-5		2/29/1988	H	W	5/16/2023	H	W	11-7	1977	W	5-2			
2/14/1989	A	W	15-5		2/7/1989	H	W	4/2/2024	A	W	14-1	1977	W	8-1			
2/13/1990	H	W	17-0		2/14/1989	A	W	BISCAYNE				1977	W	10-1			
2/20/1990	A	W	14-1		2/13/1990	H	W	H: 4-2, A: 5-7, N: N/A, PS: N/A				1977	W	5-2			
4/5/1991	H	W	18-3		2/20/1990	A	W	14-1	1977	A	L	6-3	4/4/1985	H	W	10-9 (7)	
2/27/1992	A	W	10-3		4/5/1991	H	W	18-3	1978	A	L	3-2	4/4/1985	H	W	6-3 (7)	
2/27/1992	A	W	18-1		2/27/1992	A	W	10-3	1978	A	L	6-4	4/5/1986	H	W	4-3	
2/29/1992	H	W	16-2		2/27/1992	A	W	18-1	1978	A	L	11-9	4/5/1986	H	W	8-2	
2/13/1993	H	W	6-2		2/29/1992	H	W	16-2	1978	A	L	5-1	4/4/1988	H	W	9-1	
2/13/1993	H	W	20-0		2/13/1993	H	W	6-2	1979	A	L	4-2	4/4/1988	H	W	11-2	
2/15/1993	A	W	6-1		2/13/1993	H	W	6-2	1979	A	W	7-1	CAMPBELL			28-4	
2/8/1994	A	W	13-3		2/15/1993	A	W	6-1	1979	A	W	5-2	H: 13-3, A: 14-0, N: 1-1, PS: N/A				
2/16/1994	H	L	2-1		2/8/1994	A	W	13-3	1980	A	W	9-6	5/5/1989	A	W	8-1	
2/16/1994	H	W	7-0		2/16/1994	H	L	2-1	1980	A	W	7-4	5/6/1989	A	W	4-1	
2/15/1995	H	W	6-1		2/16/1994	H	W	7-0	1980	A	W	4-8	3/10/1995	A	W	6-1	
2/15/1995	H	W	6-5		2/15/1995	H	W	6-5	1981	H	L	6-7 (10)	3/10/1995	A	W	1-0	
2/21/1995	A	W	5-2		2/15/1995	H	W	6-5	1981	H	L						
2/21/1995	A	W	6-3		2/21/1995	A	W	5-2	1981	H	L						
2/14/1996	H	W	9-2		2/21/1995	A	W	6-3	1982	A	L						
AUSTIN PEAY				4-3	2/14/1996	H	W	9-2	1982	A	L						
H: 1-1, A: N/A, N: N/A, PS: N/A					B				9-10				C				
1974	W	8-3			B				H: 4-2, A: 5-7, N: N/A, PS: N/A				CALVIN			8-0	
A					B				H: 4-2, A: 5-7, N: N/A, PS: N/A				CALVIN			8-0	
H: 1-1, A: N/A, N: N/A, PS: N/A					B				H: 4-2, A: 5-7, N: N/A, PS: N/A				CALVIN			8-0	
H: 1-1, A: N/A, N: N/A, PS: N/A					B				H: 4-2, A: 5-7, N: N/A, PS: N/A				CALVIN			8-0	
H: 1-1, A: N/A, N: N/A, PS: N/A					B				H: 4-2, A: 5-7, N: N/A, PS: N/A				CALVIN			8-0	
H: 1-1, A: N/A, N: N/A, PS: N/A					B				H: 4-2, A: 5-7, N: N/A, PS: N/A				CALVIN			8-0	
H: 1-1, A: N/A, N: N/A, PS: N/A					B				H: 4-2, A: 5-7, N: N/A, PS: N/A				CALVIN			8-0	
H: 1-1, A: N/A, N: N/A, PS: N/A					B				H: 4-2, A: 5-7, N: N/A, PS: N/A				CALVIN			8-0	
H: 1-1, A: N/A, N: N/A, PS: N/A </																	

3/11/1995	A	W	4-2	2/26/2002	H	W	18-2	5/7/1990	A	L	2-1	3/29/2019	H	W	2-1
2/14/1997	H	W	9-3	2/27/2002	H	W	12-2					3/30/2019	H	L	3-1
2/15/1997	H	W	4-2	4/29/2003	A	W	7-5	COLBY			15-4	3/31/2019	H	L	10-0
2/15/1997	H	W	5-4					H: 10-2, A: N/A, N: 1-1, PS: N/A							
4/9/1999	H	W	11-4	CHICAGO STATE			3-0	1975		W	9-1	CORNELL			9-3
4/10/1999	H	W	6-5	H: 3-0, A: N/A, N: N/A, PS: N/A				1976		W	14-0	H: 8-3, A: N/A, N: N/A, PS: N/A			
4/10/1999	H	W	16-2	3/16/2018	H	W	10-0	1977		W	13-7	1976		W	10-4
5/12/2000	A	W	5-2	3/17/2018	H	W	20-1	1977		W	9-7	1980	H	L	7-5
5/12/2000	A	W	3-1	3/18/2018	H	W	8-0	1977		L	5-3	3/19/1990	H	W	4-1
5/13/2000	A	W	9-1					1978	N	L	10-3	3/22/1990	H	W	8-0
5/17/2000	N	L	5-0	CINCINNATI			21-15	1978	N	W	12-6	3/17/1992	H	W	4-2
4/13/2001	H	W	3-1	H: 9-6, A: 11-12, N: 4-1, PS: 4-1				1983	H	W	13-5	3/23/1993	H	W	12-1
4/14/2001	H	L	6-2	3/21/2014	H	W	7-1	1983	H	L	9-4	3/18/2000	H	W	8-1
4/14/2001	H	L	6-1	3/22/2014	H	W	7-4	1984	H	W	3-2 (7)	3/19/2000	H	W	9-5
5/17/2001	N	W	8-3	3/23/2014	H	W	5-1	3/23/1985	H	W	15-6	3/19/2000	H	W	13-2
4/5/2002	A	W	20-1	4/2/2015	A	L	4-1	3/24/1985	H	L	16-8 (7)	3/25/2016	H	L	4-3
4/5/2002	A	W	10-2	4/3/2015	A	L	5-1	3/24/1985	H	W	13-2 (7)	3/26/2016	H	W	8-3
4/8/2002	A	W	6-3	4/4/2015	A	W	2-1	3/27/1985	H	W	10-1 (7)	3/27/2016	H	L	16-0
4/4/2003	H	W	10-9 (12)	5/6/2016	H	W	8-7	3/27/1985	H	W	16-3 (7)				
4/5/2003	H	W	6-0	5/7/2016	H	W	12-1	3/22/1986	H	W	25-1	CSUN			3-1
4/5/2003	H	L	8-5	5/8/2016	H	L	4-2	3/26/1986	H	W	5-0	H: 3-1, A: N/A, N: N/A, PS: N/A			
3/19/2004	A	W	2-0	5/25/2016	N	W	7-6	3/27/1986	H	W	14-11	2/28/2020	H	W	12-5
3/20/2004	A	W	6-0	5/12/2017	A	W	16-2	3/29/1988	H	W	23-16	2/29/2020	H	W	4-2
3/20/2004	A	W	4-3	5/13/2017	A	W	3-1					2/29/2020	H	W	10-5
5/26/2004	H	W	6-5	5/14/2017	A	L	8-5	COLGATE			1-0	3/1/2020	H	W	6-5
3/11/2005	H	W	18-8	4/13/2018	H	W	5-4	H: 1-0, A: N/A, N: N/A, PS: N/A							
3/12/2005	H	W	18-0	4/14/2018	H	W	11-2	1984	H	W	11-0	D			
3/12/2005	H	W	9-3	4/15/2018	H	L	9-6					DARTMOUTH			6-3
				4/12/2019	A	W	15-0	COLLEGE OF CHARLESTON			8-7	H: 6-3			
CATAWBA			2-0	4/13/2019	A	L	8-3	H: 7-2, A: N/A, N: 1-5, PS: N/A				3/4/2011	H	W	9-2
H: 2-0, A: N/A, N: N/A, PS: N/A				4/14/2019	A	L	6-7	4/02/1993	H	W	4-3	3/5/2011	H	W	8-0
3/7/1986	H	W	10-0	5/23/2019	N	L	10-6	4/03/193	H	L	4-1	3/5/2011	H	L	8-6 (10)
3/7/1986	H	W	5-2	4/9/2021	A	W	8-6	4/03/1993	H	W	5-1	3/24/2017	H	L	4-3
				4/9/2021	A	L	2-1	4/23/1993	A	L	7-4	3/25/2017	H	L	4-1
CATHOLIC			1-0	4/10/2021	A	W	20-10	4/24/1993	A	W	3-2	3/26/2017	H	W	15-0
H: 1-0, A: N/A, N: N/A, PS: N/A				4/11/2021	A	L	10-6	4/24/1993	A	L	8-2	3/17/2023	H	W	16-1
1980	H	W	5-4	5/25/2021	N	W	14-10	3/25/1994	H	W	7-3	3/18/2023	H	W	12-10
				5/19/2022	H	W	15-10	3/26/1994	H	L	6-3	3/19/2023	H	W	5-2
CENTENARY			14-3	5/19/2022	H	L	15-5	3/26/1994	H	W	3-0				
H: 10-1, A: 2-1, N: 2-1, PS: N/A				5/20/2022	H	L	6-5	4/22/1994	A	L	6-2	DAVIDSON			3-1
5/15/1993	N	W	5-2	5/12/2023	A	L	13-3 (7)	4/23/1994	A	L	0-3	H: 3-1, A: N/A, N: N/A, PS: N/A			
5/16/1993	N	L	5-3	5/13/2023	A	W	12-4	4/23/1994	A	L	3-2	1980	H	L	8-5
5/16/1993	N	W	12-2	5/14/2023	A	W	9-7	3/18/1995	H	W	2-1	1981	H	W	13-7
4/1/1995	H	W	5-1	5/23/2023	N (H)	W	4-3	3/18/1995	H	W	5-4 (15)	3/22/1989	H	W	4-1
4/2/1995	H	W	10-5	4/26/2024	H	L	9-4	3/19/1995	H	W	10-2	3/25/1989	H	W	13-11
4/2/1995	H	W	2-0	4/27/2024	H	W	5-2								
5/10/1996	H	W	4-2	4/28/2024	H	L	8-2	COLUMBIA			16-3	DELAWARE			2-2
4/11/1996	H	W	14-0	5/21/2024	N	W	6-5 (11)	H: 1-3, A: N/A, N: N/A, PS: N/A				H: 2-0, A: N/A, N: N/A, PS: N/A			
3/6/1998	H	W	7-3					1973		W	7-3	1973		L	7-3
3/7/1998	H	W	11-3	CITADEL			3-1	1976		W	8-0	1973		L	5-2
3/7/1998	H	W	8-1	H: 1-0, A: 2-1, N: N/A, PS: N/A				1979	H	L	1-0	1979	H	W	8-3
5/8/1998	H	L	10-7	5/1/1987	A	W	7-3	1979	H	W	10-5	4/2/1985	H	W	7-3
5/9/1998	H	W	10-5	5/2/1987	A	L	6-3	1980	H	W	5-2				
5/9/1998	H	W	14-2	5/2/1987	A	W	6-5	1980	H	L	12-2	DETROIT			3-0
4/2/1999	A	W	9-1	2/23/2014	H	W	9-7	3/18/2003	H	W	7-4	H: 3-0, A: N/A, N: N/A, PS: N/A			
4/2/1999	A	L	6-5 (8)					3/16/2005	H	W	13-2	3/7/1986	H	W	10-4
4/3/1999	A	W	16-8	CLEMSON			6-5	3/16/2005	H	W	10-0 (7)	3/8/1987	H	W	15-5
				H: 0-3, A: 5-1, N: 1-1				3/18/2011	H	W	9-8	3/6/1988	H	W	7-6 (12)
CENTRAL CONNECTICUT STATE			2-1	2/7/1998	N	L	7-6	3/19/2011	H	W	5-2				
H: 2-1, A: N/A, N: N/A, PS: N/A				1/30/2000	N	W	5-0	3/20/2011	H	W	4-2	DUKE			1-0
3/14/2014	H	W	10-0	5/7/2004	A	L	8-5	3/15/2013	H	W	10-3	H: N/A, A: N/A, N: 1-0, PS: N/A			
3/15/2014	H	W	9-8	5/8/2004	A	W	7-4	3/16/2013	H	L	5-4	1/29/1999	N	W	8-5
3/16/2014	H	L	5-4 (10)	5/9/2004	A	W	3-2	3/17/2013	H	W	6-1				
				5/15/2008	H	L	9-1	3/18/2013	H	W	5-1	DUQUESNE			1-0
CENTRAL MICHIGAN			13-6	5/16/2008	H	L	7-3	3/6/2015	H	W	9-1	H: 1-0, A: N/A, N: N/A, PS: N/A			
H: 13-6, A: N/A, N: N/A, PS: N/A				5/17/2008	H	L	8-5	3/7/2015	H	W	5-1	3/2/2010	H	W	12-11
3/13/1985	H	W	6-5 (10)	2/24/2023	A	W	4-2	3/8/2015	H	W	9-3				
3/13/1998	H	W	7-4	2/25/2023	A	W	10-7					E			
3/13/1998	H	W	7-3	2/26/2023	A	W	13-6	CONNECTICUT			8-13	EAST CAROLINA			17-47
3/6/2001	H	W	9-6					H: 4-5, A: 2-5, N: 2-3, PS: N/A				H: 8-13, A: 7-27, N: 2-7			
2/29/2008	H	W	4-0	CLEVELAND INDIANS			0-1	2/2/2013	N	W	7-3	3/2/2002	A	L	4-0
3/1/2008	H	W	10-5	H: N/A, A: 0-1, N: N/A, PS: N/A				5/15/2014	A	L	5-4	3/3/2002	A	L	7-4
3/2/2008	H	W	4-3	3/12/1998	A	L	6-2	5/15/2014	A	L	6-5	3/3/2002	A	L	7-3
3/5/2010	H	L	11-5					5/16/2014	A	W	7-6	2/21/2003	H	W	4-3 (12)
3/6/2010	H	L	3-0	CLEVELAND STATE			6-1	5/21/2014	N	W	7-6	2/22/2003	H	L	8-7
3/7/2010	H	L	7-4	H: 6-1, A: N/A, N: N/A, PS: N/A				4/10/2015	H	L	6-4	2/23/2003	H	W	7-2
3/7/2014	H	L	7-6 (10)	3/13/1991	H	W	24-2	4/11/2015	H	L	15-1	4/7/2006	H	W	8-0
3/8/2014	H	L	3-2 (10)	3/23/1992	H	W	7-6 (10)	4/12/2015	H	W	5-1	4/8/2006	H	L	6-3
3/9/2014	H	W	5-4	3/24/1993	H	W	21-6	5/21/2015	N	L	4-3 (11)	4/9/2006	H	L	8-1
3/10/2017	H	W	21-1	3/25/1993	H	L	7-6	5/13/2016	N	L	4-3	5/11/2007	A	L	8-6
3/11/2017	H	W	7-3	3/21/1994	H	W	16-3	5/14/2016	N	L	15-8	5/12/2007	A	L	8-7
3/11/2017	H	W	5-4	3/21/1994	H	W	4-0	5/15/2016	A	L	3-0	5/13/2007	A	L	13-8
4/19/2024	H	L	2-0	3/20/1995	H	W	3-0	4/21/2017	H	W	8-1	3/28/2008	H	W	3-2
4/20/2024	H	W	17-2					4/22/2017	H	L	6-5	3/29/2008	H	L	10-2
4/21/2024	H	W	23-3 (7)	COASTAL CAROLINA			1-2	4/23/2017	H	W	8-2	3/30/2008	H	L	10-1
				H: N/A, A: 1-2, N: N/A, PS: N/A				4/7/2018	A	W	10-8 (11)	3/20/2009	A	L	26-1
CHARLESTON SOUTHERN			3-0	5/6/1990	A	W	6-4	4/8/2018	A	L	6-2	3/21/2009	A	L	13-3
H: 2-0, A: 1-0, N: N/A, PS: N/A				5/7/1990	A	L	6-5	4/8/2018	A	L	7-6	3/22/2009	A	L	10-3

5/20/2009	N	L	6-3	1983	H	W	4-0	2/4/1990	H	L	8-4	2/1/2002	A	W	5-4
5/14/2010	H	L	11-6	1983	A	L	10-6	2/2/1992	H	W	7-6	2/2/2002	A	L	5-4
5/15/2010	H	L	7-5	1984	H	W	6-1	2/19/1993	H	W	3-2	2/8/2003	H	L	8-7
5/16/2010	H	W	14-1 (7)	1984	A	W	20-11 (7)	2/3/1997	N	W	9-4	2/7/2004	A	W	6-2
4/15/2011	A	L	12-6	1984	A	L	13-1					2/8/2004	A	W	8-6
4/16/2011	A	W	3-2	1984	H	W	11-5					2/5/2005	H	W	3-2 (10)
4/17/2011	A	L	5-3					FIU			42-52	2/6/2005	H	W	3-2
3/23/2012	H	W	2-1	EMBRY-RIDDLE			6-0	1976		L	10-4	2/5/2006	A	L	4-3
3/24/2012	H	W	10-6	H: N/A, A: N/A, N: N/A, PS: N/A				1976		L	9-2	2/5/2006	A	L	13-3
3/25/2012	H	L	15-6	1973		W	5-3	1977		W	9-3	2/3/2007	H	L	5-3
5/24/2012	N	W	11-1 (8)	1973		W	11-1	1977		L	8-5	2/4/2007	H	W	9-3
5/17/2013	A	W	2-0	1974		W	16-1	1978	H	L	19-12	3/4/2009	A	L	8-3
5/18/2013	A	L	10-8	1974		W	10-0	1978	H	W	1-0	5/5/2009	H	L	7-4
5/19/2013	A	L	6-5	1974		W	16-1	1979	A	L	9-4				
4/24/2015	A	L	6-5	1974		W	16-0	1979	A	L	6-5	FLAGLER			10-5
4/25/2015	A	L	3-2					1979	H	W	3-2	H: 5-2, A: 3-3, N: N/A, PS: N/A			
4/26/2015	A	L	6-5	EVANSVILLE			6-0	1979	H	L	3-2	1975		W	11-0
5/20/2015	N	L	4-3	H: 4-0, A: 1-0, N: 1-0, PS: N/A				1980	H	W	9-2 (8)	1978		W	8-7
5/19/2016	H	L	5-3	1981	A	W	4-1	1980	A	L	10-7	1983	A	L	11-8
5/20/2016	H	L	7-1	3/20/1989	H	W	6-5	1980	A	L	12-0	1983	A	L	11-8
5/21/2016	H	L	8-7	3/23/1989	H	W	9-5	1981	A	W	12-5	1984	H	L	4-0
4/13/2017	A	W	8-7	3/10/1992	H	W	6-3	1981	A	L	9-8	1984	A	W	8-2
4/14/2017	A	W	9-4	3/14/1992	H	W	5-3	1981	H	W	8-7 (8)	4/26/1985	H	W	12-2
4/15/2017	A	W	7-0	5/26/2000	N	W	4-1	1981	H	W	9-5	4/27/1985	A	W	11-1 (7)
5/23/2017	N	L	14-3					1982	H	L	4-3 (12)	4/27/1985	A	L	4-3 (7)
5/26/2017	N	L	4-0	F				1982	H	W	4-3	4/27/1989	H	W	5-4 (11)
3/23/2018	H	W	9-1	FAIRFIELD			3-0	2/21/1985	H	L	12-4	3/28/1990	A	W	9-6
3/24/2018	H	L	12-4	H: 3-0, A: N/A, N: N/A, PS: N/A				2/21/1985	H	W	3-1	4/10/1990	H	W	5-0
3/25/2018	H	L	11-6	3/13/2015	H	W	11-1	4/20/1985	A	L	4-3	3/5/1991	H	W	5-2
5/22/2018	N	L	8-4	3/14/2015	H	W	6-5	4/20/1985	A	W	8-7	3/2/1992	H	W	8-7
3/22/2019	A	L	13-8	3/15/2015	H	W	16-10	4/21/1985	A	W	11-5	2/16/1993	H	L	9-8
3/23/2019	A	L	7-4					2/22/1986	H	W	9-8				
3/24/2019	A	L	6-5	FGCU			2-2	2/23/1986	H	L	11-5	FLORIDA			22-27
4/23/2021	A	L	4-2	H: 1-2, A: 1-0, N: N/A, PS: N/A				4/13/1986	A	L	4-3	H: 9-8, A: 13-17, N: 0-1, PS: 1-0			
4/23/2021	A	W	10-5	3/26/2008	A	W	8-4	4/13/1986	A	W	13-5	1977	A	L	10-0
4/24/2021	A	L	11-8	4/2/2008	H	L	6-4	2/28/1987	H	W	12-1	1978	A	W	10-3
4/25/2021	A	W	6-1	4/15/2009	H	L	7-6 (10)	3/1/1987	H	W	10-5	1982	A	L	11-10
5/29/2021	N	L	5-2	4/23/2024	H	W	10-3	4/17/1987	A	L	7-1	1982	A	L	9-6
5/29/2021	N	W	2-1					4/18/1987	H	L	5-1	2/8/1985	H	L	9-4
4/14/2022	H	L	12-7	FIT			40-11	2/27/1988	A	L	5-4	3/26/1985	H	W	3-1
4/15/2022	H	L	10-0	H: 16-6, A: 7-5, N: 1-0, PS: N/A				2/28/1988	A	L	10-1	4/10/1986	A	W	7-0
4/16/2022	H	L	10-1	1973		W	10-0	4/16/1988	H	W	2-1	5/1/1986	H	L	2-1
4/6/2023 (1)	A	L	17-7 (7)	1973		W	9-7	4/17/1988	H	W	6-1	3/4/1987	H	L	8-4
4/6/2023 (2)	A	L	11-5	1973		W	11-1	2/25/1989	A	W	4-3	3/10/1987	A	L	8-7
4/7/2023	A	L	3-2 (12)	1973		W	10-1	2/26/1989	A	W	6-4 (12)	4/2/1987	A	W	12-6
5/26/2023	N (A)	L	7-6 (13)	1974		W	17-2	4/8/1989	H	W	5-4 (12)	2/16/1988	H	W	2-0
				1974		W	7-2	4/9/1989	H	L	13-8	3/1/1988	A	L	5-2
EASTERN ILLINOIS			1-0	1974		W	11-1	4/13/1990	A	L	5-0	5/4/1988	A	L	9-6
H: 1-0, A: N/A, N: N/A, PS: N/A				1974		W	11-0	4/14/1990	A	L	16-10	3/29/1989	H	L	3-1
3/31/1990	H	W	5-1	1975		W	15-0	2/22/1992	H	W	4-2	4/5/1989	A	L	2-1
				1975		W	7-0	2/23/1992	H	W	13-6	4/26/1989	A	W	7-4
EASTERN KENTUCKY			1-1	1975		W	14-0	4/16/1993	H	W	5-3	5/26/1989	A	W	10-7
H: 1-1, A: N/A, N: N/A, PS: N/A				1977		W	7-0	4/17/1993	H	W	2-1	3/27/1990	A	W	5-1
3/16/1998	H	W	9-7	1977		W	6-1	4/17/1993	H	L	6-4	4/25/1990	H	W	2-0
3/18/1998	H	L	6-0	1977		W	10-0	5/7/1993	A	L	18-7	2/9/1991	N	L	7-5
				1977		W	15-6	5/8/1993	A	W	6-5	3/13/1994	H	W	7-2
EASTERN MICHIGAN			1-0	1978		W	10-4	5/8/1993	A	W	11-4	3/30/1994	H	W	5-4
H: 1-0, A: N/A, N: N/A, PS: N/A				1978	A	W	7-2	4/1/1994	A	L	7-3	4/27/1994	A	L	9-2
1981	H	W	12-5	1979	H	W	2-0	4/2/1994	A	W	5-1	4/24/1996	A	L	8-3
				1979	H	W	7-1	4/2/1994	A	L	5-13	4/23/1997	A	W	19-11
ECKERD			12-20	1980	H	W	4-0	4/15/1994	H	W	7-3	5/11/1999	A	W	8-7
H: 6-4, A: 4-7, N: 0-1, PS: N/A				1980	A	L	7-5	4/16/1994	H	L	5-1	3/22/2005	A	L	17-6
1973		W	4-2	1980	H	L	7-6 (8)	4/16/1994	H	L	4-3	3/14/2006	H	L	10-3
1973		L	4-2	1980	A	L	5-3	3/3/1995	H	L	5-3	4/10/2007	A	W	6-2
1974		L	7-2	1981	H	L	6-3 (7)	3/4/1995	H	L	1-5 (9)	3/18/2009	H	L	7-3
1974		L	4-3	1981	H	W	6-2 (7)	3/4/1995	H	L	3-8	4/8/2009	A	L	16-3
1975		L	2-10	1981	A	W	1-0(10)	4/5/1996	A	L	1-0	2/24/2010	A	L	7-6
1975		W	5-1	1981	A	W	3-0 (7)	4/6/1996	A	W	6-4	4/5/2011	A	W	4-3
1976		L	5-4	1982	A	W	12-7	4/6/1996	A	L	13-1	4/20/2011	H	W	8-6
1976		L	11-2	1982	A	L	3-5	4/19/1996	H	W	2-1 (12)	2/22/2012	A	L	8-0
1976		L	3-2	1982	H	W	6-1	4/20/1996	H	W	6-4	2/19/2013	H	L	5-3
1977		L	6-4	1983	H	W	3-0	4/20/1996	H	W	5-2	4/2/2013	A	L	5-3
1978	H	L	10-7	1983	A	W	9-4	4/4/1997	A	L	7-5	2/18/2014	A	L	5-1
1978	A	L	4-1	1983	H	L	6-14	4/5/1997	A	W	4-2(9)	3/3/2015	H	W	4-3
1978	H	L	14-5	1984	A	W	12-3	4/5/1997	A	L	3-2	3/4/2015	A	L	10-2
1979	A	L	2-0	1984	H	W	8-7	4/18/1997	A	L	15-14	3/1/2016	H	L	9-5
1979	H	L	2-1	1984	A	L	10-6	4/19/1997	A	L	12-6(8)	3/2/2016	A	L	4-0
1979	A	W	10-8	1984	H	L	5-2	4/19/1997	A	L	7-6	2/28/2017	A	L	4-3
1979	N	L	9-4	2/9/1985	H	W	3-2 (7)	5/16/1997	N	W	8-4	3/1/2017	H	W	11-2
1980	H	L	5-1	2/9/1985	H	W	6-2 (7)	4/3/1998	H	W	6-5	3/6/2018	H	W	9-7
1980	A	W	15-8	2/10/1985	A	W	9-8	4/4/1998	H	L	12-4	3/7/2018	A	W	4-2
1981	A	L	4-5	2/9/1986	H	W	8-6	4/4/1998	H	L	8-3	2/27/2019	A	W	12-9
1981	H	W	12-1	3/3/1986	H	W	13-3	4/17/1998	A	L	6-1	3/6/2024	A	W	9-6
1981	A	L	8-2	4/16/1986	H	W	10-4	4/18/1998	A	W	6-5				
1982	H	W	10-6	2/8/1987	A	L	8-5	4/18/1998	A	L	10-1	FLORIDA A&M			20-2-1
1982	A	L	2-5	2/9/1987	H	L	6-5	5/15/1998	N	L	3-2	H: 15-1-1, A: 5-1, N: N/A, PS: N/A			
1982	H	W	11-10	2/7/1988	H	W	5-2	2/3/2001	H	L	6-2	1981	H	W	14-5
1983	A	W	9-4	2/11/1989	H	W	5-2	2/4/2001	H	W	9-0	1981	H	L	1-0 (7)



2025 UCF BASEBALL MEDIA GUIDE



HOUSTON			34-34	3/16/1997	H	W	5-1	4/19/2002	A	L	4-3	LAMAR	4-1		
H: 17-12, A: 14-17, N: 3-5				3/15/1998	H	W	20-4	4/20/2002	A	L	4-0	H: 3-0, A: N/A, N: 1-1, PS: N/A			
2/17/1990	N	L	4-3					4/20/2002	A	W	8-2	5/4/1991	H	W	5-4
2/19/1990	N	W	12-5					5/16/2003	A	W	12-6	5/4/1991	H	W	5-2
3/8/1996	A	L	5-9					5/17/2003	A	L	3-1	5/5/1991	H	W	6-1
3/9/1996	A	L	3-8					5/17/2003	A	L	7-4	5/14/1992	N	L	4-2
3/10/1996	A	W	5-1				10-13	4/3/2004	A	W	10-4	3/2/1997	N	W	6-0
2/22/1997	N	L	15-6					4/3/2004	A	W	10-9				
3/26/1997	H	L	11-8					4/4/2004	A	W	9-7	LAMBUTH	1-0		
2/22/1998	A	L	9-4					3/26/2005	H	W	4-2	H: N/A, A: N/A, N: N/A, PS: N/A			
2/24/1998	A	W	4-3					3/26/2005	H	W	5-4 (11)	1977	W		9-8
5/5/2006	A	L	10-5					3/28/2005	H	L	10-9				
5/6/2006	A	L	6-2					3/4/2008	H	W	5-4	LA SALLE	2-0		
5/7/2006	A	L	5-2					3/5/2008	A	L	10-5	H: 2-0, A: N/A, N: N/A, PS: N/A			
3/23/2007	H	L	10-2					3/24/2009	H	L	14-9	1984	H	W	8-4 (7)
3/24/2007	H	L	3-0					3/25/2009	A	L	9-5	1984	H	W	8-1 (7)
3/25/2007	H	L	7-2					5/11/2010	H	W	6-5 (10)				
5/24/2007	N	W	1-0					5/12/2010	A	W	14-8	LEHIGH	5-0		
4/4/2008	A	L	5-3					3/8/2013	H	L	4-0	H: 5-0, A: N/A, N: N/A, PS: N/A			
4/5/2008	A	L	10-1					3/9/2013	H	W	5-2	3/12/1996	H	W	8-2
4/6/2008	A	L	14-7					3/10/2013	A	W	6-4	3/15/1997	H	W	13-2
5/14/2009	H	W	8-4					3/20/2013	A	L	7-5	3/20/1998	H	W	12-4
5/15/2009	H	L	6-3					2/25/2014	A	W	5-3 (10)	3/9/1999	H	W	9-5
5/16/2009	H	W	4-1					3/24/2015	A	L	13-9	3/22/2000	H	W	23-3
3/26/2010	A	W	7-4					4/7/2015	H	W	6-5				
3/27/2010	A	L	7-3					3/29/2016	A	L	8-3	LEMOYNE	2-1		
3/28/2010	A	L	20-3 (7)					5/11/2016	H	W	6-3	H: 2-1, A: N/A, N: N/A, PS: N/A			
4/29/2011	H	W	6-4					3/17/2017	H	W	4-0	2/11/2005	H	W	10-7
4/30/2011	H	L	5-0					3/18/2017	A	W	10-3	2/11/2005	H	W	10-3
5/1/2011	H	L	5-3					3/19/2017	A	L	7-1	2/12/2005	H	L	9-6
3/30/2012	A	W	8-3					3/28/2017	H	W	10-1				
3/31/2012	A	W	9-1					3/1/2019	H	L	8-5	LEWIS	0-1		
4/1/2012	A	W	3-1 (10)					3/2/2019	H	W	3-0	H: N/A, A: N/A, N: N/A, PS: N/A			
4/26/2013	H	W	4-2					3/3/2019	H	W	6-4	1983	H	L	8-6
4/27/2013	H	W	5-4					4/9/2019	A	W	8-2				
4/28/2013	H	W	7-3					3/3/2020	H	W	6-0	LIBERTY	5-4		
5/2/2014	A	W	4-3					3/19/2021	A	L	2-1	H: 5-3, A: 0-1, N: N/A, PS: N/A			
5/3/2014	A	L	4-3					3/20/2021	A	W	12-9	3/11/1986	H	W	5-4
5/4/2014	A	L	5-4					3/21/2021	H	W	10-0	3/12/1986	H	W	10-5
5/23/2014	N	L	13-8					3/30/2021	H	L	11-6	3/14/1988	H	W	10-6
3/27/2015	H	W	9-2					4/12/2022	A	W	6-1	3/17/1988	H	W	10-6
3/28/2015	H	L	7-5					4/19/2022	H	L	9-2	3/12/1991	H	W	7-1
3/29/2015	H	W	4-3					3/26/2024	A	W	6-0	3/5/2021	H	L	2-1
4/8/2016	A	W	2-1								15-6	3/5/2021	H	L	4-0
4/9/2016	A	L	4-3					JACKSONVILLE STATE				3/7/2021	H	L	14-12
4/10/2016	A	L	1-0					H: 7-4, A: 7-2, N: 1-0, PS: N/A							
3/31/2017	H	W	5-2					3/12/1985	H	L	8-3	LIBERTY BAPTIST	0-1		
4/1/2017	H	L	3-1					3/13/1985	H	W	11-5	H: N/A, A: N/A, N: N/A, PS: N/A			
4/2/2017	H	W	6-1					5/9/1997	A	W	15-5	1983	A	L	11-5
5/5/2018	A	W	3-2					5/10/1997	A	L	13-12				
5/5/2018	A	W	6-4 (12)					5/10/1997	A	W	16-5	LINCOLN (MO.)	1-0		
5/6/2018	A	L	6-3					5/13/1998	N	W	5-0	H: N/A, A: N/A, N: N/A, PS: N/A			
5/23/2018	N	L	6-2					3/26/1999	H	W	7-1	1973	W		3-0
5/16/2019	H	W	8-0					3/27/1999	H	L	7-4				
5/17/2019	H	L	2-0					3/27/1999	H	W	12-3	LIPSCOMB	6-5		
5/18/2019	H	W	11-10					4/15/2000	A	W	9-3	H: 2-1, A: 2-1, N: N/A, PS: N/A			
5/20/2021	H	W	3-1					4/15/2000	A	W	7-6	1974		L	7-2
5/20/2021	H	W	2-1					4/16/2000	A	W	8-7	1976		W	9-2
5/21/2021	H	W	6-0					4/28/2001	H	W	2-1 (8)	1976		L	3-2
5/22/2021	H	W	2-1					4/28/2001	H	W	7-0	1977		W	4-0
5/13/2022	A	L	9-6					4/29/2001	H	W	3-2	1977		L	9-7
5/14/2022	A	W	6-5					3/22/2002	A	W	7-2	3/5/2004	A	W	4-1
5/15/2022	A	W	3-1					3/23/2002	A	W	7-1	3/6/2004	A	L	4-3
5/28/2022	N	W	9-8 (10)					3/23/2002	A	L	6-5	3/6/2004	A	W	5-2
5/28/2022	N	L	9-6					3/28/2003	H	L	6-0	4/8/2005	H	W	14-5
4/28/2023	H	L	13-7 (10)					3/29/2003	H	W	3-1	4/9/2005	H	L	5-4
4/29/2023	H	W	8-7					3/29/2003	H	L	8-7	4/9/2005	H	W	6-1
4/30/2023	H	L	12-9 (8)												
5/3/2024	A	W	4-1					JOHNS HOPKINS			1-0	LONG BEACH STATE	0-2		
5/4/2024	A	W	6-4					H: 1-0, A: N/A, N: N/A, PS: N/A				H: N/A, A: 0-1, N: 0-1, PS: N/A			
								1982	H	W	12-1 (5)	2/18/1990	N	L	17-4
												5/27/1993	A	L	11-6
I								K							
ILLINOIS	3-3							KANSAS			4-1	LIU-BROOKLYN	10-0		
H: 3-2, A: N/A, N: 0-1, PS: N/A								H: N/A, A: 2-1, N: 2-0, PS: N/A				H: 10-0, A: N/A, N: N/A, PS: N/A			
2/17/1990	N	L	10-4					2/12/1993	N	W	13-8	3/22/1988	H	W	9-1
2/22/1991	H	W	7-6					2/20/1998	N	W	6-4	3/24/1988	H	W	1-0
2/23/1991	H	W	10-9					3/22/2024	A	L	13-3	3/16/1995	H	W	11-3
2/24/1991	H	L	15-8					3/23/2024	A	W	6-2	3/14/2002	H	W	17-2
2/26/1993	H	L	5-0					3/23/2024	A	W	4-1	2/17/2012	H	W	13-7
2/28/1993	H	W	2-0									2/18/2012	H	W	9-1
								KANSAS STATE			2-1	2/19/2012	H	W	9-1
ILLINOIS-CHICAGO	5-2							H: 2-1, A: N/A, N: N/A, PS: N/A				3/11/2016	H	W	4-3
H: 5-1, A: N/A, N: 0-1, PS: N/A								4/5/2024	H	W	7-4	3/12/2016	H	W	5-2
3/17/1990	H	W	8-5					4/6/2024	H	L	4-3	3/13/2016	H	W	12-7
3/9/1992	H	W	3-0					4/7/2024	H	W	6-1				
3/8/1993	N	L										LOUISIANA	4-11		
3/12/1992	H	W	9-6					L				H: 4-5, A: 0-3, N: 0-3, PS: N/A			
3/11/1993	H	L	3-1												

2/12/1986	H	L	5-3	3/31/2006	A	W	18-1	4/12/2014	A	W	9-8	2/11/1995	N	L	6-0
2/13/1986	H	L	2-1	4/1/2006	A	W	7-5	4/13/2014	A	W	10-0 (8)	2/12/1995	N	L	5-4
4/6/1991	H	L	4-3	4/2/2006	A	L	6-5	5/8/2015	N	W	10-2	4/26/1995	A	L	20-4
4/6/1991	H	W	7-2	5/17/2007	H	W	8-6	5/9/2015	N	L	6-5	4/27/1995	A	W	11-5
4/7/1991	H	L	12-2	5/18/2007	H	W	8-7	5/10/2015	N	W	4-1	3/9/2010	H	L	19-2
5/12/1991	N	L	6-3	5/19/2007	H	L	6-3	4/1/2016	A	L	6-1	3/23/2010	A	W	6-3
5/12/1991	N	L	8-6	4/18/2008	A	L	12-10	4/2/2016	A	W	9-2	3/22/2011	A	L	4-1
5/15/1992	N	L	4-3	4/19/2008	A	L	9-6	4/3/2016	A	W	7-1	3/14/2012	H	L	3-2
2/17/1996	H	L	7-8	4/20/2008	A	L	12-9	4/28/2017	H	W	7-4	4/4/2012	A	W	4-1
2/18/1996	H	W	12-11 (10)	5/1/2009	H	L	10-8	4/29/2017	H	L	9-4	3/6/2013	A	L	5-0
2/18/1996	H	W	9-7	5/2/2009	H	L	18-8	4/30/2017	H	W	2-1	3/18/2014	A	W	9-2
2/11/1997	H	W	7-0	5/3/2009	H	W	8-7 (11)	3/30/2018	A	W	7-1	4/9/2014	H	W	6-5
2/15/2002	A	L	6-4	4/23/2010	A	L	7-2	3/30/2018	A	L	9-0	4/15/2015	A	L	4-2
2/16/2002	A	L	6-3	4/24/2010	A	L	6-5	3/31/2018	A	W	9-3	3/16/2016	H	L	5-2
2/17/2002	A	L	4-3 (10)	4/25/2010	A	L	5-3	4/26/2019	H	W	12-11	4/13/2016	A	L	8-4
				5/19/2011	H	L	6-0	4/27/2019	H	L	12-7	3/14/2018	H	L	4-3
LOUISIANA TECH				5/20/2011	H	W	13-10	4/28/2019	H	W	7-6	4/11/2018	A	W	4-0
H: N/A, A: 1-2, N: 2-0, PS: N/A				5/21/2011	H	W	8-1	5/22/2019	N (H)	W	8-7	5/8/2019	A	W	8-7
4/20/1991	A	L	6-5	5/11/2012	A	W	8-1	4/30/2021	H	L	12-2	3/11/2020	H	L	3-2
4/20/1991	A	L	13-5	5/12/2012	A	L	9-6	4/30/2021	H	W	12-10	3/16/2022	H	W	10-5
4/21/1991	A	W	7-6	5/13/2012	A	W	13-6	5/1/2021	H	W	13-6	5/11/2022	A	L	16-10
5/11/1991	N	W	6-4	4/20/2013	H	L	5-4 (10)	5/2/2021	H	W	17-5	4/4/2023	A	L	14-3
5/13/1992	N	W	6-4	4/21/2013	H	W	3-1	5/27/2021	N	W	17-1	2/21/2024	A	W	4-3
				4/22/2013	H	W	11-0 (7)	4/8/2022	A	L	6-1				
LOUISVILLE				4/9/2022	A	W	13-3 (7)	4/10/2022	A	W	15-6	MIAMI (OHIO)			
H: 2-1, A: N/A, N: N/A, PS: N/A				MARYLAND				5/24/2022	N	L	7-6	H: 1-0			
4/17/2014	H	W	8-2	H: 3-4, N: 1-0				5/27/2022	N	W	15-2 (7)	3/11/1998	H	W	8-2
4/17/2014	H	W	4-3 (11)	3/20/1996	H	W	16-3	4/14/2023	H	W	12-3	MICHIGAN			
4/18/2014	H	L	3-2	2/16/2007	H	L	16-4	4/15/2023	H	L	3-1	H: 8-6			
LSU				2/17/2007	H	L	9-7	4/16/2023	H	W	8-6	1983	H	L	13-3
H: 3-7, A: 1-9, N: N/A, PS: N/A				2/18/2007	H	W	4-3	MERCER				1983	H	L	13-4
2/22/1985	H	L	7-0	2/21/2015	N	W	7-6	H: 11-2, A: 5-4, N: 1-1				1983	H	L	10-4
2/23/1985	H	W	5-4	3/24/2023	H	W	4-2	1978				3/9/1986	H	W	8-5
2/24/1985	H	L	9-8	3/25/2023	H	L	16-6	4/21/1995				3/11/1989	H	W	3-2
3/24/1992	H	L	5-2	3/26/2023	H	L	8-6	4/22/1995				3/12/1989	H	W	10-9
3/06/1993	A	L	12-0	MARYLAND-EASTERN SHORE				4/22/1995	H	L	3-7	3/10/1990	H	W	2-1 (14)
3/7/1993	A	L	14-4	H: 1-0				4/22/1995	H	W	9-3	3/11/1990	H	W	6-1
2/27/1999	A	L	18-4	3/9/1993	H	W	9-0	5/14/1997	N	W	11-4	3/11/1994	H	L	5-2
2/28/1999	A	L	5-2	MASSACHUSETTS				5/7/1999	A	W	5-4	3/12/1994	H	W	4-3
3/3/2000	H	W	14-13	H: 7-1, A: N/A, N: 0-2, PS: 0-2				5/8/1999	A	L	11-3	3/12/1994	H	W	8-7
3/4/200	H	L	11-4	3/16/1992	H	W	8-5	5/8/1999	A	L	11-6	3/1/2006	H	L	6-3
3/5/2000	H	L	4-1	3/18/1992	H	L	2-1	5/19/1999	N	L	5-4	2/27/2007	H	W	7-6 (10)
2/13/2004	H	L	4-3 (10)	5/23/1996	N	L	8-7	5/4/2000	H	W	18-2	3/5/2014	H	L	3-2
2/14/2004	H	L	17-4	5/25/1996	N	L	7-5	5/5/2000	H	W	7-0	MICHIGAN STATE			
2/15/2003	H	W	6-5 (10)	3/9/2007	H	W	6-1	3/30/2001	A	W	3-0	H: 1-0, A: N/A, N: 0-1, PS: N/A			
2/23/2007	A	L	4-1	3/10/2007	H	W	5-2	3/31/2001	A	W	10-2	3/6/2007	H	W	7-5
2/24/2007	A	L	13-6	3/11/2007	H	W	7-1	3/31/2001	A	W	4-3 (8)	2/28/2016	N	L	6-2
2/25/2007	A	W	5-4	3/9/2012	H	W	16-4	5/17/2002	H	W	7-4	MIDDLE TENNESSEE STATE			
2/27/2009	A	L	13-4	3/10/2012	H	W	5-4	5/17/2002	H	W	5-4	H: 1-1, A: N/A, N: N/A, PS: N/A			
2/28/2009	A	L	11-2	3/11/2012	H	W	2-1	5/18/2002	H	W	6-5	3/18/1985	H	W	7-1
3/1/2009	A	L	16-0	MASSACHUSETTS MARITIME				5/14/2004	H	W	12-3	3/19/1985	H	L	6-0
M				H: N/A, A: N/A, N: N/A				5/15/2004	H	L	6-0	MILLIGAN			
MACMURRAY				1975	W	8-0	5/19/2005	A	W	6-5	H: N/A, A: N/A, N: N/A, PS: N/A				
H: N/A, A: N/A, N: N/A, PS: N/A				1975	W	4-0	5/20/2005	A	L	7-5 (6)	1975	W	13-7		
1977	W	7-2						5/21/2005	A	L	8-7	1975	L	4-2	
MADISON				MEMPHIS				MERRIMACK				MILTON			
H: N/A, A: N/A, N: N/A, PS: N/A				H: 17-14, A: 9-9, N: 6-4				H: 3-0, A: N/A, N: N/A, PS: N/A				H: 3-0, A: N/A, N: N/A, PS: N/A			
1975	W	5-2		5/12/2006	H	L	20-4	3/22/1986	H	W	10-5	1981	H	W	13-4
1975	L	8-3		5/13/2006	H	L	10-4	3/23/1986	H	W	11-3	1981	H	W	14-1 (7)
MAINE				5/14/2006	H	L	11-3	3/27/1986	H	W	6-3	1981	H	W	9-4 (7)
H: 3-2, A: N/A, N: N/A, PS: N/A				5/4/2007	A	W	9-6	MIAMI (Fla.)				MINNESOTA			
3/7/1988	H	L	2-1	5/5/2007	A	L	7-3	H: 2-8, A: 8-16, N: 0-3				H: 3-0, A: N/A, N: N/A, PS: N/A			
3/14/1997	H	L	7-6 (11)	5/6/2007	A	L	10-9	1973	L	29-1	2/17/1995	H	W	6-0	
3/15/1997	H	W	5-0	5/25/2007	N	L	12-6	1973	L	6-0	2/18/1995	H	W	7-1	
3/15/1997	H	W	5-4	4/11/2008	H	W	10-6	1973	L	8-3	2/19/1995	H	W	4-3	
3/2/2011	H	W	6-3	4/12/2008	H	L	8-7 (11)	1974	L	3-0	MINNESOTA TWINS				
MAINE-PREQUE ISLE				4/13/2008	H	W	10-4	1974	L	3-0	H: 0-4, A: N/A, N: N/A, PS: N/A				
N: 2-0				4/3/2009	N	L	10-5	1974	W	7-1	1981	N	L	7-5	
1978	N	W	3-0	4/4/2009	N	W	12-7	1975	W	1-0	1981	N	L	7-5	
1978	N	W	20-2	4/5/2009	N	W	5-3	1978	A	L	18-5	1982	N	L	5-2
MANHATTAN				4/30/2010	H	W	11-8	1978	H	L	27-3	1983	N	L	8-0
H: 3-0				5/1/2010	H	L	10-6	1978	H	L	11-1	MISSOURI			
2/24/2017	H	W	13-3	5/2/2010	H	L	9-8 (10)	1978	H	L	7-4	H: 1-2, A: N/A, N: N/A, PS: N/A			
2/25/2017	H	W	10-1	4/22/2011	H	W	5-4 (10)	1978	H	L	7-6	3/20/1991	H	L	4-3
2/26/2017	H	W	7-2	4/23/2011	H	W	11-9	5/11/1985	A	W	28-5	3/24/1991	H	L	4-2
MANSFIELD (Pa.)				4/24/2011	H	L	12-7	5/12/1985	A	L	4-1	2/25/2008	H	W	10-9 (7)
H: 1-0				5/25/2011	N	W	16-9	2/3/1989	A	L	15-0	MISSOURI STATE			
3/17/1990	H	W	12-9	4/27/2012	H	W	4-3	2/4/1989	A	L	10-1	H: N/A, A: N/A, N: 1-0, PS: N/A			
MARSHALL				4/28/2012	H	L	6-5	2/5/1989	A	L	4-2	6/2012	N	W	2-0
H: 7-5, A: 4-8				4/29/2012	H	L	1-0	2/11/1990	H	L	11-2				
				4/5/2013	A	L	2-1	5/18/1990	A	L					
				4/6/2013	A	L	5-2	5/19/1990	A	L					
				4/7/2013	A	L	8-7	3/31/1993	A	L					
				5/22/2013	N	L	6-1								
				4/11/2014	A	L	2-1								

			2/24/2016			H	W	5-4	2/9/1997			N	W	8-7	5/6/2012			H	L	7-2					
MONMOUTH			20-4			4/19/2016			A	L	4-3	6/4/2004			N	W	7-3	5/7/2012			H	W	7-2		
H: 20-4, A: N/A, N: N/A, PS: N/A						2/21/2017			H	W	3-2	6/5/2004			N	W	12-9 (10)	5/9/2014			H	W	10-0		
2/24/2001			H	W	3-0	5/2/2017			A	L	2-1	3/15/2024			H	W	13-2	5/10/2014			H	L	6-3		
2/23/2002			H	W	1-0 (8)	3/27/2019			H	W	5-0	3/16/2024			H	W	4-3	5/11/2014			H	W	11-2		
2/28/2003			H	W	3-2 (11)	4/30/2019			A	W	9-7	3/17/2024			H	L	16-10	3/20/2015			N	W	6-5		
3/1/2003			H	W	5-2	3/10/2021			A	W	10-0	5/23/2024			N	W	7-6 (10)	3/21/2015			N	L	8-6		
3/1/2003			H	W	7-3	3/12/2021			H	W	6-2	5/24/2024			N	L	10-1	3/22/2015			N	W	18-4		
3/2/2003			H	W	17-10	3/13/2021			A	L	14-7														
2/27/2004			H	W	13-0	3/14/2021			H	W	3-2	OLD DOMINION			0-1			PRINCETON			5-1				
2/28/2004			H	W	4-1	2/22/2022			A	W	3-2	H: N/A, A: N/A, N: 0-1, PS: N/A						H: 4-1, A: N/A, N: 1-0, PS: N/A							
2/29/2004			H	W	5-1	3/11/2022			H	L	10-2	5/26/1995			N	L	7-6	1983			H	W	16-2		
2/25/2005			H	W	4-1	3/11/2022			H	W	4-0 (7)							1983			H	W	6-2		
2/26/2005			H	W	6-4	3/13/2022			A	L	4-2	OLE MISS			3-7			3/17/1987			H	W	9-2		
2/26/2005			H	W	8-3	5/3/2022			A	W	8-5	H: 3-3, A: 0-3, N: 0-1, PS: N/A						3/20/1987			H	L	4-2		
3/3/2006			H	W	23-2	3/7/2023			H	W	10-3	5/27/1995			N	L	7-6	3/19/1991			H	W	9-5		
3/4/2006			H	L	2-1	3/21/2023			A	L	4-2	2/28/2014			A	L	4-3 (13)	5/25/2001			N	W	13-12 (12)		
3/5/2006			H	W	5-4	5/2/2023			H	W	16-10	3/1/2014			A	L	5-4 (10)								
3/2/2007			H	L	7-4	4/16/2024			H	W	10-3	3/2/2014			A	L	9-2	PURDUE			2-0				
3/3/2007			H	W	11-10	4/30/2024			A	W	6-2	2/27/2015			H	W	5-4	H: 1-0, A: N/A, N: 1-0, PS: N/A							
3/4/2007			H	L	13-4	5/7/2024			H	W	7-4	3/1/2015			H	W	3-2 (7)	3/6/1994			H	W	5-4		
3/7/2008			H	W	10-2							3/1/2015			H	L	4-3	2/17/2001			N	W	18-2		
3/8/2008			H	W	8-4	NORTHEASTERN			3-0			3/4/2022			H	L	8-7	Q							
3/9/2008			H	W	5-4 (16)	H: 3-0, A: N/A, N: N/A, PS: N/A						3/5/2022			H	W	1-0 (12)	QUINCY			1-0				
3/6/2009			H	W	8-6	3/26/1988			H	W	6-1	3/6/2022			H	L	9-1	H: 1-0, A: N/A, N: N/A, PS: N/A							
3/7/2009			H	L	11-4	3/27/1988			H	W	12-9							3/28/1988			H	W	6-1		
3/8/2009			H	W	10-5	3/7/2007			H	W	5-2	OREGON STATE			1-2										
												H: 1-1, A: N/A, N: 0-1, PS: N/A													
MOUNT ST. MARY			0-1			NORTHEASTERN ILLINOIS			3-0			3/10/1992			H	W	6-5	R							
H: 0-1, A: N/A, N: N/A, PS: N/A						H: 3-0, A: N/A, N: N/A, PS: N/A						3/13/1992			H	L	5-4	RHODE ISLAND			2-1				
3/8/2011			H	L	2-1	1981			H	W	6-4	2/15/1998			N	L	7-2	H: 2-1, A: N/A, N: N/A, PS: N/A							
						3/19/1986			H	W	7-4							3/13/1993			H	W	6-1		
						3/20/1986			H	W	11-2							3/19/1996			H	W	13-3		
N												P						3/13/2002			H	L	7-6		
NEW ORLEANS			2-1			NORTHERN IOWA			1-0			H: 4-0, A: N/A, N: N/A, PS: N/A						PACE			4-0				
H: N/A, A: 2-1, N: N/A, PS: N/A						H: 1-0, A: N/A, N: N/A, PS: N/A						3/9/2003			H	W	3-0	RICE			9-26				
4/27/1991			A	W	8-5	3/14/2009			H	W	8-5	3/10/2003			H	W	7-0	H: 3-10, A: 6-12, N: 0-4, PS: N/A							
4/27/1991			A	W	10-2							3/13/2003			H	W	9-2	3/8/1996			A	L	6-5		
4/28/1991			A	L	5-1							3/13/2003			H	W	7-3	2/25/1998			A	W	4-3		
																		1/31/1999			N	L	8-1		
NEWSBERRY			0-0-1			H: 0-0-1, A: N/A, N: N/A, PS: N/A						PENN			6-3			2/18/2001			A	L	5-1		
3/30/1985			H	T	11-11 (8)	1977				W	14-4	H: 5-1, A: N/A, N: N/A, PS: N/A						4/28/2006			H	L	2-0		
						1982			H	W	14-5 (7)	1975				L	3-0	4/29/2006			H	L	2-1		
						1982			H	L	11-9 (7)	1975				W	12-8	4/30/2006			H	L	6-3		
NICHOLLS			3-2			H: 3-2, A: N/A, N: N/A, PS: N/A						1975				L	10-4	4/20/2007			A	L	10-1		
4/17/1992			H	W	5-4	1982			H	T	8-8 (7)	1976				L	11-10	4/21/2007			A	L	4-2		
4/18/1992			H	W	6-2	3/21/1998			H	W	12-3	1978				H	W	11-10	4/22/2007			A	L	8-0	
2/5/1999			H	L	8-6	3/22/1998			H	L	9-7	1982				H	W	7-3	5/23/2007			N	L	16-6	
2/6/1999			H	L	7-3	3/23/1998			H	L	8-7 (10)	1983				H	L	14-15	4/25/2008			H	W	4-2	
2/7/1999			H	W	12-6							1984				H	W	12-5 (8)	4/26/2008			H	L	4-3	
												3/8/1985				H	W	8-3	4/27/2008			H	L	7-6	
NORTH CAROLINA			4-3			H: 3-1, A: 0-3, N: N/A, PS: N/A			3-4			3/8/1988				H	W	6-5	5/8/2009			A	W	5-0	
H: 1-1, A: 1-1, N: 2-1, PS: N/A						1979				H	W	10-3	3/8/2006				H	W	9-2	5/9/2009			A	L	10-2
2/16/1985			H	W	4-1	1979				H	W	6-2							5/10/2009			A	L	8-7	
2/17/1985			H	L	10-9 (10)	5/23/1993			A	L	12-3							4/16/2010			H	L	9-2		
5/6/1987			A	W	7-6	5/18/2004			A	L	4-0	2/5/2019			H	L	5-2	4/17/2010			H	W	6-4		
5/7/1987			A	L	5-0	5/19/2004			A	L	3-2	2/5/2019			H	W	5-3	4/18/2010			H	L	13-8		
2/11/1995			N	W	10-5	2/19/2005			H	W	2-1	2/5/2019			H	L	11-5	3/25/2011			A	W	7-2		
2/10/1996			N	W	8-3	2/20/2005			H	L	4-2							3/26/2011			A	L	6-2		
1/28/2000			N	L	9-6													3/27/2011			A	W	5-4		
																		5/27/2011			N	L	4-2		
NC STATE			1-0			H: 2-1, A: 0-1, N: 0-1						PEPPERDINE			0-1			5/17/2012			H	W	8-6		
H: N/A, A: N/A, N: 1-0, PS: N/A						3/28/1986			H	W	12-5	H: N/A, A: N/A, N: 0-1, PS: N/A						5/18/2012			H	L	9-2		
2/11/1993			N	W	9-2	3/29/1986			H	W	7-2	2/5/1993			N	L	6-1	5/19/2012			H	L	5-2		
						2/8/1992			N	L	11-8							4/12/2013			A	W	5-1		
UNC-WILMINGTON			0-2			2/21/2014			H	L	9-3 (13)	PITTSBURGH			10-0			4/13/2013			A	W	11-7 (12)		
H: N/A, A: 0-2, N: N/A, PS: N/A						5/9/2023			A	L	2-0	H: 10-0, A: N/A, N: N/A, PS: N/A						4/14/2013			A	L	7-6		
5/7/1989			A	L	3-2							3/15/1987			H	W	9-5	5/23/2013			N	L	5-1		
5/7/1989			A	L	8-0							3/18/1987			H	W	16-6	3/4/2016			A	L	4-3		
												3/21/1987			H	W	6-4	3/5/2016			A	L	2-0		
												3/9/1988			H	W	1-0	3/6/2016			A	L	13-10		
NORTH FLORIDA			22-15			H: 12-8, A: 10-7, N: N/A, PS: N/A						3/12/1988			H	W	3-0	2/17/2018			H	L	5-4		
H: 12-8, A: 10-7, N: N/A, PS: N/A						3/11/1991			H	W	23-4	OHIO WESLEYAN			1-0										
2/26/1988			H	W	3-1	H: 1-0, A: N/A, N: N/A, PS: N/A						H: 1-0, A: N/A, N: N/A, PS: N/A													
4/7/1990			A	W	4-3	3/11/1991			H	W	23-4				3/8/1989			H	W	10-2					
3/10/1991			H	L	7-0	OKLAHOMA			3-7			3/10/1989			H	W	16-1	RIDER			5-3				
5/1/1992			A	W	7-3	H: 3-2, A: 0-3, N: 0-2, PS: N/A						3/8/1990			H	W	14-2	H: 5-3, A: N/A, N: N/A, PS: N/A							
2/17/2006			H	L	1-0 (10)	3/9/1989			H	W	9-8	3/7/1991			H	W	8-5	3/21/1989			H	W	8-3		
2/18/2006			H	L	13-0	2/23/1997			N	L	6-4	3/11/2008			H	W	8-2	3/24/1989			H	L	10-6		
2/19/2006			H	L	6-5	2/21/1998			N	L	5-3							3/15/1994			H	W	9-6		
4/15/2008			A	L	5-3	2/22/2014			H	W	4-1							3/16/1994			H	L	8-2		
4/1/2009			H	W	8-2	5/11/2018			H	W	5-4 (14)							3/17/1994			H	L	7-5		
4/7/2009			A	W	7-3	5/12/2018			H																

ROLLINS			45-35-1	2/27/1994	H	W	6-1	ST. XAVIER	9-3-1	4/29/1990	H	W	14-4		
H: 28-17, A: 17-15, N: N/A, PS: N/A				3/15/1996	H	L	1-0	H: 9-3-1, A: N/A, N: N/A, PS: N/A		4/4/1991	H	W	10-2		
1973		T	6-6	3/16/1996	H	W	11-2	1983	H	W	6-4	4/4/1991	H	W	11-0
1973		L	1-0	3/17/1996	H	W	6-2	1983	H	L	22-8	3/7/1997	H	W	19-0
1974		W	3-2	3/18/1997	H	W	15-13	1984	H	W	11-6	3/7/1997	H	W	6-1
1974		L	10-2	3/19/1997	H	W	13-6	1984	H	W	12-1	3/8/1997	H	W	4-1
1975		L	3-2	3/20/1997	H	L	7-4	1984	H	T	9-9	3/8/1997	H	W	3-2
1975		L	3-2	3/16/2007	H	W	10-8	3/16/1985	H	W	20-0	3/12/1999	H	L	4-2
1976		W	3-2	3/17/2007	H	L	4-3	3/17/1985	H	L	3-4 (7)	3/13/1999	H	W	18-4
1976		L	8-3	3/18/2007	H	W	4-0	3/17/1985	H	L	3-4 (7)	3/13/1999	H	W	22-2
1976		L	5-0	4/25/2014	H	W	3-1	3/22/1985	H	W	9-7	3/7/2000	H	W	18-4
1977		W	2-1	4/26/2014	H	W	4-3 (11)	3/17/1986	H	W	11-9	3/8/2000	H	W	10-9
1977		L	15-7	4/27/2014	H	W	10-3	3/18/1986	H	W	13-2	3/9/2002	H	W	8-5
1977		W	13-5					3/21/1986	H	W	8-3	3/9/2002	H	W	6-1
1978	A	L	2-1	S				3/22/1986	H	W	3-2	3/4/2005	H	W	7-3
1978	H	W	9-3	SACRED HEART			1-0					3/5/2005	H	L	6-0
1978	A	L	5-2	H: 1-0, A: N/A, N: N/A, PS: N/A				SAM HOUSTON STATE 1-1				3/5/2005	H	W	9-2
1979	A	W	5-4	1983	H	W	12-3	H: N/A, A: 1-1, N: N/A, PS: N/A				3/6/2005	H	W	5-2
1979	A	W	3-2	ST. JOHN'S			2-1	2/27/1998	A	L	3-2	3/17/2006	H	W	16-5
1979	A	W	3-2	H: 2-1, A: N/A, N: N/A, PS: N/A				2/28/1998	A	W	5-2	3/18/2006	H	W	3-2 (10)
1980	A	W	6-2	2/12/1999	H	W	14-5	SAMFORD			23-5	3/19/2006	H	W	10-3
1980	H	L	12-1	2/13/1999	H	L	10-5	H: 14-5, A: 9-0, N: N/A, PS: N/A				3/15/2008	H	W	19-15
1980	A	L	6-4 (10)	2/14/1999	H	W	8-5	3/11/1987	H	L	8-5	3/16/2008	H	W	9-6
1981	H	L	9-6	SAINT JOSEPH'S			9-2	3/12/1987	H	W	11-2	2/26/2010	H	W	12-1
1981	A	W	13-5	H: 9-2, A: N/A, N: N/A, PS: N/A				4/14/1995	H	W	9-1	2/27/2010	H	W	6-5 (12)
1981	H	L	4-3	1983	H	L	10-6	4/15/1995	H	W	3-2	2/28/2010	H	W	10-8
1982	H	L	8-7 (10)	1984	H	W	10-0 (6)	4/15/1995	H	W	3-0	2/18/2011	H	W	11-1
1982	A	L	6-3	1984	H	W	4-3 (7)	3/19/1999	A	W	8-3	2/19/2011	H	W	10-1
1982	H	L	3-1 (17)	3/2/1985	H	L	7-5	3/20/1999	A	W	6-2	2/20/2011	H	W	16-4
1983	H	W	4-3	3/6/1985	H	W	8-5	3/20/1999	A	W	9-4	3/2/2012	H	W	12-4
1983	A	W	5-2	3/1/1986	H	W	9-3	3/10/2000	H	W	10-6	3/3/2012	H	W	6-4
1983	A	L	14-12	3/5/1986	H	W	17-2	3/10/2000	H	W	9-3	3/4/2012	H	W	15-2
1983	H	L	6-0	3/3/2001	H	W	21-3	3/11/2000	H	W	19-0	2/15/2013	H	W	7-1
1983	A	L	1-0	3/3/2001	H	W	9-2	4/6/2001	A	W	15-8	2/16/2013	H	L	7-4
1984	H	L	10-9 (14)	3/5/2001	H	W	17-7	4/7/2001	A	W	7-5	2/17/2013	H	W	8-2
1984	A	L	5-4	3/8/2005	H	W	22-3	4/7/2001	A	W	6-1	2/14/2014	H	W	8-1
1984	A	L	8-1					3/29/2002	H	W	7-6	2/15/2014	H	W	11-4
1984	H	W	7-6	ST. LEO			16-16	3/30/2002	H	W	12-9	2/16/2014	H	W	9-6
2/19/1985	H	W	8-4	H: 6-3, A: 4-7, N: 1-0, PS: N/A				3/30/2002	H	L	0-2	2/13/2015	H	W	4-1
2/20/1985	A	L	4-3	1973		L	4-2	5/22/2002	H	W	7-5	2/14/2015	H	W	13-4
4/12/1985	A	L	5-1	1973		W	4-1	3/21/2003	A	W	11-3	2/15/2015	H	W	11-0
3/1/1986	H	L	6-2	1974		L	3-2	3/22/2003	A	W	11-10 (8)	2/19/2016	H	W	10-9
3/3/1986	H	W	13-3	1974		W	4-1	3/22/2003	A	W	6-4	2/20/2016	H	W	15-0
4/8/1986	A	W	8-2	1974		W	13-2	2/18/2018	H	L	5-4	2/21/2016	H	W	11-2
4/9/1986	H	W	8-1	1975		W	10-9	3/25/2022	H	L	4-3 (10)	2/17/2017	H	W	17-6
2/14/1987	A	W	7-6	1975		W	4-2	3/26/2022	H	L	7-6	2/18/2017	H	W	3-0
2/15/1987	H	W	9-3	1976		L	12-4	3/27/2022	H	W	11-1 (7)	2/19/2017	H	W	7-2
4/14/1987	A	W	14-2	1976		W	10-1	2/23/2024	H	W	18-3 (7)	3/10/2018	H	W	1-0
4/15/1987	H	W	12-1	1976		L	2-1	2/24/2024	H	W	9-6	3/11/2018	H	W	2-0
2/17/1988	A	L	12-7	1977		W	5-3	2/25/2024	H	W	12-2 (7)	3/12/2018	H	W	10-8
3/2/1988	H	L	8-6 (10)	1977		L	7-5	SANTA CLARA			0-1	2/15/2019	H	W	3-2
4/23/1988	H	W	4-3	1977		W	8-0	H: N/A, A: N/A, N: 0-1, PS: N/A				2/16/2019	H	W	5-1
4/24/1988	A	W	8-3	1978	N	W	13-2	2/14/1998	N	L	2-0	2/17/2019	H	W	7-1
5/2/1988	H	W	7-1	1978	A	W	5-3					2/14/2020	H	W	2-1
2/10/1989	H	L	6-2	1978		L	15-1	SAVANNAH STATE			6-0	2/15/2020	H	W	11-4
2/18/1989	A	W	8-5	1979	A	W	9-4	H: 6-0, A: N/A, N: N/A, PS: N/A				2/15/2020	H	W	9-1
5/12/1989	H	W	3-1	1979	H	W	10-5	2/19/2010	H	W	7-2	2/16/2020	H	W	10-2
5/13/1989	A	L	8-5	1979	A	W	7-6	2/20/2010	H	W	14-4	2/18/2022	H	W	12-0
5/14/1989	H	W	7-4	1980	H	L	15-2	2/21/2010	H	W	8-6	2/19/2022	H	W	16-2
5/11/1990	H	W	6-2	1980	A	L	9-3	2/23/2018	H	W	4-0	2/20/2022	H	W	18-0
5/12/1990	A	W	9-2	1981	A	L	5-3	2/24/2018	H	W	6-0	2/17/2023	H	W	22-5
5/13/1990	H	W	5-4	1981	H	W	1-0	2/25/2018	H	W	15-4	2/18/2023	H	W	2-1
2/2/1991	H	W	6-2	1981	A	L	9-0					2/19/2023	H	W	11-1 (7)
2/3/1991	A	W	9-1	1982	H	L	8-7	SETON HALL			2-4	SOUTH ALABAMA			7-3
4/12/1991	A	W	9-5	1982	A	L	6-2	H: 2-4, A: N/A, N: N/A, PS: N/A				H: 3-1, A: 2-2, N: 2-0, PS: 1-0			
2/15/1992	A	W	10-5	1982	A	W	11-10	1982	H	W	9-7 (11)	3/27/1992	H	W	9-0
2/16/1992	H	W	9-5	1983	H	W	9-1	1982	H	L	1-7 (7)	3/28/1992	H	L	5-1
2/20/1993	A	L	11-7	1983	A	W	7-2	1982	H	W	10-7 (7)	3/29/1992	H	W	4-3
2/21/1993	H	W	2-1	1984	H	W	4-5 (10)	3/16/1987	H	L	4-3	4/10/1992	A	L	5-1
2/6/1994	A	L	5-1	1984	A	L	7-3	3/19/1987	H	L	7-4	4/11/1992	A	L	20-3
2/19/1994	H	L	7-5	1984	A	L	4-0	3/22/1987	H	L	9-8	4/12/1992	A	W	7-1
2/4/1995	A	L	4-1	1984	A	L						5/25/1995	N	W	6-5
2/5/1995	H	W	3-2	1984	A	L		ST. MARY'S			2-0	SHORTER			1-1
3/28/1995	A	W	11-3	H: 2-0, A: N/A, N: N/A, PS: N/A				H: N/A, A: N/A, N: N/A, PS: N/A				1/30/1999	N	W	6-3
2/21/1995	A	L	7-5	3/25/1986	H	W	10-5	1974		W	7-4	2/25/2011	H	W	9-4
3/26/1996	H	L	5-2	3/26/1986	H	W	15-4	1974		L	6-3	2/22/2015	A	W	7-5
5/3/1996	H	W	12-8	ST. NORBERT			6-0	SIENA			67-4	SOUTH CAROLINA			2-5
2/1/1997	A	W	10-3	H: 4-0, A: N/A, N: N/A, PS: N/A				H: 67-3, A: 0-1				H: 2-2, A: N/A, N: N/A, PS: N/A			
2/2/1997	H	W	14-9	1977		W	1-0	1977		L	6-4	1976		L	8-0
3/25/1997	H	W	1-0	1977		W	10-0	1980	H	W	4-3	1976		L	7-0
1/31/1998	A	W	17-0	1979	H	W	8-1	3/30/1989	H	W	2-1	5/10/1989	A	W	1-0
2/1/1998	H	W	8-4	1979	H	W	12-7	3/31/1989	H	W	10-3	5/10/1989	A	L	6-3 (9)
2/20/1999	H	W	9-3	1981	H	W	14-0	4/1/1989	H	W	19-5	5/26/2001	A	W	8-6
				1981	H	W	15-5 (8)	4/27/1990	H	W	5-1	5/27/200			

SOUTH FLORIDA			82-83	4/20/2004	H	L	6-3	5/15/1997	N	W	17-9	4/3/1990	H	W	4-3			
H: 45-28, A: 31-41, N: 3-7				5/4/2004	H	W	6-0	2/26/2011	H	L	7-2	4/12/1990	A	W	9-8			
				4/5/2005	A	W	8-7	SOUTHEASTERN MASSACHUSETTS 1-0				4/18/1990	H	W	2-1			
1973				W	6-3	4/12/2005	H	W	10-7	H: 1-0, A: N/A, N: N/A, PS: N/A				4/9/1991	A	W	12-5	
1973				L	10-0	4/19/2005	A	L	9-2	3/13/1991	H	W	12-1	4/16/1991	H	L	7-6	
1974				L	2-0	4/4/2006	A	W	11-0	SOUTHERN ILLINOIS				4/8/1992	A	L	7-6	
1974				L	7-4	4/11/2006	H	L	4-3	H: 3-0, A: N/A, N: N/A, PS: N/A				4/15/1992	H	L	8-1	
1975				L	6-5	4/18/2006	H	L	6-4 (11)	3-0				4/29/1992	H	L	6-3	
1975				W	6-5	4/3/2007	A	L	11-4	H: 2-9/2001				4/28/1992	H	W	3-1	
1976				L	4-0	4/17/2007	A	L	10-5	H: 2/10/2001				3/26/1993	A	L	9-4	
1976				L	12-3	4/24/2007	H	W	11-5	H: 2/11/2001				3/27/1993	A	L	1-0	
1977				W	5-0	4/1/2008	H	L	17-4	SIU-EDWARDSVILLE				4/9/1993	H	W		
1977				L	4-2	4/8/2008	H	W	6-3	H: 1-1, A: N/A, N: N/A, PS: N/A				4/10/1993	H	W	3-2	
1978				A	L	4/29/2008	A	L	14-6	H: 3/24/1986				4/10/1993	H	L	23-2	
1978				H	W	4-3	5/6/2008	A	W	9-5	H: 3/29/1986				4/8/1994	H	W	5-2
1979				H	L	8-7	3/10/2009	A	L	8-5	H: 8-7				4/9/1994	H	W	3-2
1979				A	L	7-4	3/11/2009	H	L	13-5	SOUTHERN MAINE				4/9/1994	H	W	5-1
1980				H	W	10-3	4/28/2009	H	W	9-5	H: 2-0, A: N/A, N: N/A, PS: N/A				4/29/1994	A	L	0-3
1980				A	W	7-3	4/29/2009	A	L	9-3	H: 3/31/1988				4/30/1994	A	W	7-6
5/3/1985				A	L	13-2	3/16/2010	H	L	4-0	H: 3/31/1988				4/30/1994	A	L	9-0
5/4/1985				A	L	13-6	4/6/2010	A	W	7-3	H: 5/4/1995				5/6/1995	A	W	5-4
5/5/1985				A	L	7-8 (10)	3/15/2011	H	W	6-5	SOUTHERN MISS				5/6/1995	A	L	2-0
5/6/1985				H	L	6-4	5/3/2011	A	W	10-4	H: 2-10, A: 7-8, N: 0-1, PS: N/A				5/11/1995	N	W	4-3
5/2/1986				H	L	4-3	2/28/2012	H	W	12-1	5/6/1988				5/13/1995	N	W	7-2
5/3/1986				H	W	6-3	3/20/2012	A	W	6-2	5/7/1988				3/22/1996	A	L	5-0
2/25/1987				A	L	9-2	2/26/2013	H	L	6-4	5/8/1988				3/23/1996	A	L	3-2
4/1/1987				H	L	6-2	4/10/2013	A	L	9-3	5/18/2006				3/23/1996	A	L	5-4
3/30/1988				A	W	10-1	4/4/2014	A	W	2-0	5/19/2006				4/13/1996	H	W	3-2
4/13/1988				H	W	4-3	4/5/2014	A	L	4-2	5/20/2006				4/13/1996	H	W	12-5
3/28/1989				A	W	6-3	4/6/2014	H	W	6-3	4/6/2007				4/14/1996	H	W	10-3
4/3/1989				H	W	7-3	5/1/2015	H	W	3-0	4/7/2007				5/19/1996	N	W	6-3
2/28/1990				A	W	6-3	5/2/2015	H	W	2-1	4/8/2007				3/28/1997	H	W	4-3(11)
5/2/1990				H	L	7-6	5/3/2015	H	L	9-3	3/21/2008				3/29/1997	H	L	3-1
3/5/1991				H	L	5-2	5/14/2015	A	W	12-9	3/22/2008				3/29/1997	H	W	3-2
4/10/1991				A	L	13-9	5/15/2015	A	L	7-3	3/23/2008				5/3/1997	A	L	16-0
2/7/1992				N	W	7-1	5/16/2015	A	L	5-4	5/21/2008				5/4/1997	A	L	9-4
2/9/1992				N	L	7-4	4/15/2016	H	L	6-4	3/27/2009				5/4/1997	A	W	7-6
4/14/1992				H	L	6-3	4/16/2016	H	W	4-0	3/28/2009				5/17/1997	N	W	14-9
4/21/1992				A	W	8-6	4/17/2016	H	L	6-5	3/28/2009				4/10/1998	H	W	16-13
4/14/1993				H	W	2-0	4/29/2016	A	L	4-0	4/9/2010				4/11/1998	H	L	7-6
4/21/1993				H	W	7-6	4/30/2016	A	L	5-4	4/10/2010				4/11/1998	H	W	9-4
5/1/1993				A	L	17-6	5/1/2016	A	W	9-2	4/11/2010				5/2/1998	A	W	11-10 (10)
5/2/1993				A	L	11-0	4/7/2017	A	L	5-4	4/1/2011				5/3/1998	A	W	5-3 (8)
5/28/1993				A	W	4-3	4/8/2017	A	L	6-5	4/2/2011				5/3/1998	A	L	2-1
4/5/1994				H	L	8-4	4/9/2017	A	L	7-5	4/3/2011				5/14/1998	N	W	5-3
4/12/1994				A	L	5-1	5/18/2017	H	L	7-4	4/13/2012				4/16/1999	A	W	20-3
4/19/1994				H	W	5-2	5/19/2017	H	W	9-1	4/14/2012				4/18/1999	A	W	17-0
5/3/1994				A	W	7-6	5/20/2017	H	W	3-2	4/15/2012				4/18/1999	A	W	5-3 (8)
4/4/1995				H	W	5-4	5/26/2017	N	W	12-0	3/28/2013				4/8/2000	H	L	13-3
4/11/1995				A	W	2-0	4/20/2018	A	W	1-0	3/29/2013				4/8/2000	H	W	4-2
4/18/1995				H	W	3-2	4/21/2018	A	L	5-4	3/30/2013				4/9/2000	H	L	7-4
4/25/1995				A	W	11-4	4/22/2018	A	L	4-2	STETSON				5/5/2001	A	W	12-5
4/2/1996				A	W	9-4	4/5/2019	H	W	4-1	H: 38-22, A: 33-26, N: 5-0, PS: 1-1				5/6/2001	A	W	7-3
4/9/1996				H	W	3-2	4/6/2019	H	W	5-0	1975				5/6/2001	A	W	9-8
4/19/1996				A	L	10-3	4/7/2019	H	L	6-3	1975				4/27/2002	H	W	14-5
4/23/1996				H	W	3-2	4/1/2021	A	W	5-2	1976				4/28/2002	H	L	10-7
2/8/1997				N	L	15-6	4/2/2021	A	L	6-2	1976				4/28/2002	H	L	13-3
4/1/1997				A	W	11-3	4/2/2021	A	L	3-1	1977				5/24/2002	H	W	13-6
4/8/1997				H	W	4-3(11)	4/3/2021	A	W	3-0	1977				5/10/2003	A	L	11-8
4/15/1997				A	L	4-3(13)	4/16/2021	H	W	6-0	1977				5/11/2003	A	L	3-1
4/22/1997				H	W	2-1	4/16/2021	H	W	5-2	1978				5/11/2003	A	W	10-3
5/22/1997				N	L	5-4	4/17/2021	H	W	5-4	1978				3/26/2004	H	L	10-9
2/8/1998				N	L	3-2	4/18/2021	H	L	11-0	1978				3/27/2004	H	W	5-3
3/31/1998				H	W	10-7	5/30/2021	N	L	8-7	1980				3/27/2004	H	W	5-0
4/7/1998				A	W	17-10	4/1/2022	H	W	5-0	1980				4/1/2005	A	L	10-4
4/14/1998				H	L	11-6	4/3/2022	H	W	4-0 (7)	1981				4/2/2005	A	W	18-11
4/21/1998				H	W	10-5	4/3/2022	H	W	8-4	1981				4/3/2005	A	W	14-7
3/30/1999				A	W	7-4	5/6/2022	A	W	10-4	2/26/1985				5/25/2005	H	L	8-5 (10)
4/6/1999				H	W	8-6	5/7/2022	A	L	2-1	2/27/1985				3/7/2006	A	L	4-3
4/13/1999				A	L	4-5 (10)	5/8/2022	A	L	3-1	4/24/1985				3/28/2006	H	L	5-2
4/20/1999				H	W	12-11	3/31/2023	H	L	2-0	2/19/1986				3/27/2007	A	W	4-3 (11)
3/28/2000				H	W	9-8	4/1/2023	H	L	3-2	2/26/1986				5/2/2007	H	L	10-7
4/4/2000				A	L	6-2	4/2/2023	H	W	12-9	4/21/1986				5/8/2007	A	W	14-3
4/11/200				A	W	3-0	4/21/2023	A	W	6-4	4/22/1986				3/12/2008	A	W	7-3
4/18/2000				H	L	13-2	4/22/2023	A	L	14-8	2/18/1987				4/9/2008	H	W	4-1
4/3/2001				H	L	15-5	4/23/2023	A	W	11-1 (8)	2/20/1987				4/21/2009	H	W	13-12
4/10/2001				A	W	16-9	5/25/2023	N (H)	L	15-4 (8)	4/8/1987				5/6/2009	H	W	14-9
4/17/2001				H	W	18-17	3/1/2024	H	W	3-2 (10)	4/21/1987				5/12/2009	A	W	5-4
4/24/2001				A	L	13-12 (10)	3/2/2024	H	L	7-5	2/23/1988				3/17/2010	A	W	11-7
4/2/2002				A	L	9-4	3/3/2024	H	W	1-0	2/24/1988				4/13/2010	A	W	10-6
4/9/2002				H	L	9-5	SOUTHEASTERN LOUISIANA							4/20/1988	A	W	12-5	
4/23/2002				A	W	6-2	H: 0-1, A: 3-0, N: 3-0, PS: N/A							2/15/1989	H	W	9-3	
5/31/2002				N	W	6-1	5/14/1993	N	W	4-2	2/20/1989				5/17/2011	A	W	7-6
6/2/2002				N	L	7-2	3/24/1995	A	W	15-9	4/12/1989				5/2/2012	A	W	5-4 (13)
4/2/2003				A	L	8-5	3/25/1995	A	W	4-1	4/19/1989				4/5/2017	H	W	5-3
4/8/2003				A	L	4-0	3/25/1995	A	W	8-4	4/2/1990				2/20/2018	A	L	1-0
4/15/2003				H	W	10-6	3/25/1995	A	W	2-1	4/3/2018				4/3/2018	H	W	4-4
4/13/2004				A	L	10-4	5/15/1996	N	W									

2/19/2019	H	W	10-2	1981	H	W	10-4 (6)	5/2/2008	A	L	5-2	3/19/2022	H	L	6-4	
4/2/2019	A	W	13-4	1982	H	W	8-7 (7)	5/3/2008	A	L	6-1	3/20/2022	H	W	3-2	
2/18/2020	H	L	6-5	1982	H	T	4-4	5/4/2008	A	W	12-1 (7)	UNION				1-0
2/23/2021	H	L	7-0	TENNESSEE TECH				5/23/2008	A	L	5-2	H: N/A, A: N/A, N: N/A, PS: N/A				
3/3/2021	A	L	6-5	H: 2-1, A: N/A, N: N/A, PS: N/A				4/10/2009	H	W	4-2	1978	W		15-3	
3/1/2022	H	W	5-3	2/18/2000	H	W	10-7	4/11/2009	H	L	20-5 (8)	USC				0-1
4/11/2023	A	W	7-1	2/19/2000	H	L	14-8	4/12/2009	H	L	5-4	H: N/A, A: N/A, N: 0-1, PS: N/A				
4/18/2023	H	W	7-6	2/20/2000	H	W	9-1	5/21/2009	N	L	7-3	2/8/1992	N	L	5-1	
3/13/2024	H	W	7-1	TENNESSEE-WESLEYAN				5/21/2010	A	L	14-10	UTAH				2-1
4/10/2024	A	L	5-3	H: N/A, A: N/A, N: 1-1, PS: N/A				5/22/2010	A	W	17-6 (7)	H: 2-1, A: N/A, N: N/A, PS: N/A				
6/2/2024	N	W	5-2	1978	N	L	8-5	4/8/2011	H	L	10-8	2/20/2004	H	W	11-1	
STONY BROOK				1978	N	W	10-0	4/9/2011	H	L	6-5	2/21/2004	H	W	7-6	
H: 6-0, A: N/A, N: 1-2, PS: N/A				TEXAS				4/10/2011	H	W	8-7	2/22/2004	H	L	3-2 (10)	
2/24/2006	H	W	1-0	H: 1-2, A: N/A, N: 0-2, PS: N/A				4/21/2012	A	W	8-7 (12)	UTRGV				1-3
2/25/2006	H	W	8-3	5/10/2024	H	L	6-3	4/22/2012	A	W	8-6	H: N/A, A: 1-3, N: N/A, PS: N/A				
2/26/2006	H	W	5-4	5/11/2024	H	W	5-4	5/26/2012	N	W	6-2	3/30/1991	A	L	5-4	
6/2/2012	N	W	9-8	5/12/2024	H	L	10-7	5/11/2013	H	L	8-1	3/30/1991	A	L	5-4	
6/3/2012	N	L	12-5	TEXAS A&M-CORPUS CHRISTI				5/12/2013	H	L	15-9	3/31/1991	A	L	9-8	
6/4/2012	N	L	10-6	A: 1-0				5/13/2013	H	W	7-3	5/9/1991	A	W	6-2	
3/3/2017	H	W	7-3	2/26/2016	A	W	4-3	4/17/2015	A	L	2-0	V				
3/4/2017	H	W	8-4	TEXAS STATE				4/18/2015	A	W	8-0	VALDOSTA STATE				4-5
3/5/2017	H	W	3-2	H: N/A, A: N/A, N: 0-2, PS: N/A				4/19/2015	A	L	10-0 (7)	H: 2-2, A: 2-3, N: N/A, PS: N/A				
T				2/21/1997	N	L	8-2	4/22/2016	H	L	4-3	1982	A	W	13-7 (7)	
TAMPA				2/27/2016	N	L	2-1	4/23/2016	H	L	4-1	1982	A	W	16-4 (7)	
H: 5-5, A: 3-5, N: N/A, PS: N/A				TEXAS TECH				4/24/2016	H	L	6-0	1983	H	L	6-2	
1973		L	11-4	H: 2-1, A: N/A, N: 1-0, PS: N/A				5/24/2016	N	L	4-3	1983	H	L	3-0	
1977		W	6-3	2/23/2013	N	W	13-8	5/27/2016	N	L	5-0	1984	A	L	2-4 (7)	
1978	H	L	5-1	3/28/2024	H	W	5-4	5/5/2017	A	W	11-4	1984	A	L	4-3	
1980	H	W	9-6 (11)	3/29/2024	H	W	2-1	5/6/2017	A	L	3-4	3/20/1985	H	W	5-2 (7)	
1980	A	L	4-3	3/30/2024	H	L	3-2	5/7/2017	A	W	11-1	3/20/1985	H	W	8-7 (7)	
1981	A	W	11-4	TOLEDO				5/25/2017	N	W	8-3	3/30/1985	A	L	13-1	
1981	H	L	5-3 (10)	H: 1-0, A: N/A, N: N/A, PS: N/A				5/18/2018	H	W	7-6 (12)	VANDERBILT				4-7-1
1982	H	W	5-4	3/11/2003	H	W	4-3	5/18/2018	H	W	3-2	H: 3-7-1, A: N/A, N: 1-0, PS: N/A				
1982	A	L	4-1	TROY				5/3/2019	A	L	6-2	1980	H	L	9-3	
1982	H	W	9-3	H: 10-8, A: 7-5, N: 1-1				5/4/2019	A	W	4-2	1982	H	T	3-3	
1983	A	W	9-1	5/15/1998	N	L	12-9	5/5/2019	A	W	5-2	1982	H	L	10-4	
1983	H	L	0-6	3/6/1999	A	W	8-7	5/21/2019	N	L	5-4	3/9/1985	H	L	6-5	
1983	A	L	3-6	3/6/1999	A	L	4-3	5/14/2021	A	L	9-1	3/3/1992	H	W	9-5	
1984	H	L	1-3 (10)	3/7/1999	A	L	11-10	5/14/2021	A	L	6-4	3/3/1993	H	L	1-0	
1984	A	L	6-2	4/29/2000	H	L	14-4	5/16/2021	A	L	14-7	3/10/1993	H	L	7-3	
1984	H	L	7-1	4/29/2000	H	W	7-0	4/29/2022	H	W	2-1	3/8/1995	H	W	9-5	
1984	A	L	7-6	4/20/2000	H	W	9-8	4/30/2022	H	L	7-5	3/4/1996	H	L	3-5	
2/13/1985	A	W	23-9	4/20/2001	A	W	9-2	5/1/2022	H	W	8-6	3/1/1997	N	W	9-2	
3/1/1985	H	W	14-5	4/21/2001	A	W	7-2	5/5/2023	A	W	5-3	3/7/2002	H	L	7-2	
4/18/1986	H	W	9-4	4/21/2001	A	W	5-4	5/6/2023	A	L	13-2 (7)	3/8/2002	H	W	4-3 (11)	
TCU				5/16/2001	N	W	18-1	5/7/2023	A	W	10-3	VERMONT				1-0
H: 1-2, A: 2-1, N: N/A, PS: N/A				3/15/2002	H	W	17-7	U				H: 1-0, A: N/A, N: N/A, PS: N/A				
3/24/2006	A	L	2-1	3/16/2002	H	W	6-2	UAB				3/21/2001	H	W	13-8	
3/25/2006	A	W	5-1	3/16/2002	H	W	7-1	H: 6-6, A: 8-5, N: 1-1, PS: N/A				VILLANOVA				8-4
3/26/2006	A	W	5-3 (10)	5/23/2002	H	W	12-4	4/21/2006	H	W	9-0	H: 7-0, A: 1-3, N: 0-1, PS: N/A				
2/9/2007	H	L	10-1	5/3/2003	A	L	8-7	4/22/2006	H	L	9-7	1984	H	W	6-3	
2/10/2007	H	L	12-1	5/3/2003	A	W	7-2	4/23/2006	H	L	16-4	1984	H	W	14-1	
2/11/2007	H	W	8-6	5/4/2003	A	W	7-3	3/30/2007	A	L	15-5	1984	A	W	1-0	
TEMPLE				5/1/2004	H	L	5-0	4/1/2007	A	L	2-1	1984	A	L	6-4 (7)	
H: 9-3-1, A: N/A, N: 1-0, PS: N/A				5/2/2004	H	W	7-1	4/25/2009	A	L	12-8	1984	A	L	2-1	
1980	H	W	7-5	5/28/2004	H	L	9-7	4/26/2009	A	W	12-6	1984	A	L	9-8 (7)	
1980	H	L	8-5	5/6/2005	A	W	19-8	4/2/2010	H	W	16-7	3/9/1985	H	W	12-10	
1980	H	W	14-6	5/7/2005	A	L	6-5	4/3/2010	H	L	7-2	3/2/1986	H	W	9-4	
1981	H	L	4-3	5/8/2005	A	L	8-4	5/13/2011	A	W	6-1	3/8/1986	H	W	11-1	
1981	H	W	8-3 (7)	5/27/2005	H	W	5-1	5/14/2011	A	W	5-3	3/9/1987	H	W	12-5	
1981	H	T	2-2 (12)	3/26/2021	H	L	6-3	5/15/2011	A	W	9-0 (10)	3/13/1987	H	W	11-3	
1982	H	L	6-4	3/27/2021	H	L	2-1	5/26/2011	N	W	18-6 (8)	5/28/1989	N	L	5-2	
3/3/1996	H	W	15-3	3/28/2021	H	L	14-12	4/6/2012	H	L	11-4	VIRGINIA				2-0
3/3/1996	H	W	7-0	3/10/2023	H	W	5-3	4/7/2012	H	W	7-3	H: 2-0, A: N/A, N: N/A, PS: N/A				
3/10/2002	H	W	9-5	3/11/2023	H	L	12-3	4/8/2012	H	W	8-7	1983	H	W	7-6	
3/28/2014	H	W	6-4	3/12/2023	H	L	5-4	5/24/2012	N	L	15-1 (7)	2/16/2018	H	W	6-3	
3/29/2014	H	W	8-2	TULANE				3/22/2013	A	W	8-0	VCU				4-3
3/30/2014	H	W	12-5	H: 12-10, A: 15-17, N: 2-4				3/23/2013	A	W	6-1	H: 4-3, A: N/A, N: N/A, PS: N/A				
5/22/2014	N	W	6-2	4/16/1989	H	W	5-2	3/24/2013	A	W	12-10 (10)	2/20/2009	H	W	10-2	
TENNESSEE				4/16/1989	H	W	5-0	5/24/2013	A	L	5-1	2/21/2009	H	L	10-9	
H: 0-3, A: 0-2, N: 0-1, PS: N/A				4/21/1990	A	L	13-2	UCLA				2/22/2009	H	W	12-6	
1975	W		4-3	4/21/1990	A	L	2-1	H: N/A, A: N/A, N: 0-1, PS: N/A				2/23/2009	H	L	8-3	
1976	W		10-1	4/14/2006	A	L	5-1	2/9/1991	N	L	6-5	3/15/2019	H	W	10-9	
1984	H	L	9-2 (8)	4/15/2006	A	W	9-2	UNC GREENSBORO				3/16/2019	H	L	4-3	
2/25/1993	H	L	5-1	4/16/2006	A	L	7-6	H: 1-2, A: N/A, N: N/A, PS: N/A				3/17/2019	H	W	8-2	
2/26/1993	H	L	9-0	4/27/2007	H	W	7-6	3/18/2022	H	L	10-9					
2/12/1994	A	L	3-2	4/28/2007	H	W	4-3									
2/13/1994	A	L	9-3	4/29/2007	H	W	8-4									
2/7/1997	N	L	8-6 (11)													
TENNESSEE STATE																
H: 3-0-1, A: N/A, N: N/A, PS: N/A																
1981	H	W	4-1													

W			
WABASH	2-0		
H: N/A, A: N/A, N: N/A, PS: N/A			
1976	W	3-1	
1976	W	4-3	

WAGNER	18-0		
H: 18-0, A: N/A, N: N/A, PS: N/A			
1980	H	W	6-4 (10)
1980	H	W	10-0
3/25/1991	H	W	9-1
3/15/2004	H	W	16-2
3/16/2004	H	W	8-3
3/17/2004	H	W	20-6
3/11/2006	H	W	15-0
3/12/2006	H	W	5-2
3/13/2006	H	W	11-0
3/17/2008	H	W	6-0
3/18/2008	H	W	5-1
3/19/2008	H	W	9-3
3/11/2011	H	W	13-4
3/12/2011	H	W	5-1
3/13/2011	H	W	2-1
3/2/2018	H	W	6-3
3/3/2018	H	W	10-8
3/4/2018	H	W	12-0

WAKE FOREST	2-1		
N: 2-1			
2/9/1996	N	W	5-4
1/29/2000	N	W	5-4
2/16/2001	N	L	6 -5(12)

WASHINGTON	0-1		
H: N/A, A: N/A, N: 0-1, PS: N/A			
2/14/1998	N	L	8-4

WASHINGTON & LEE	4-0		
H: 4-0, A: N/A, N: N/A, PS: N/A			
1979	H	W	4-1
1979	H	W	4-3
1980	H	W	10-0
1981	H	W	11-3

WESTCHESTER STATE	2-0		
H: 1-0, A: N/A, N: N/A, PS: N/A			
1975	W	2-1	
1982	H	W	9-5

WESTERN CAROLINA	6-0		
H: 6-0, A: N/A, N: N/A, PS: N/A			
2/2/1996	H	W	5-4 (12)
2/3/1996	H	W	11-8
2/4/1996	H	W	12-2
2/1/2000	H	W	7-2
2/12/2000	H	W	21-0
2/13/2000	H	W	14-7

WEST FLORIDA	1-1		
H: 1-1, A: N/A, N: N/A, PS: N/A			
2/15/1985	H	L	10-4
2/6/1986	H	W	7-4

WEST LIBERTY	2-1		
H: N/A, A: N/A, N: 2-1, PS: N/A			
1978	N	W	2-0
1978	N	L	7-4
1978	N	W	7-6

WEST VIRGINIA	1-3		
H: N/A, A: 1-3, N: N/A, PS: N/A			
3/18/1993	A	W	14-3
4/12/2024	A	L	7-6
4/13/2024	A	L	7-5
4/14/2024	A	L	11-10 (11)

WEST VIRGINIA-WESLEYAN	2-0		
H: 2-0, A: N/A, N: N/A, PS: N/A			
3/28/1987	H	W	15-0
3/28/1987	H	W	14-2

WESTERN ILLINOIS	6-0		
H: 6-0, A: N/A, N: N/A, PS: N/A			
3/17/1998	H	W	8-0
3/18/1998	H	W	9-3
3/18/1998	H	W	8-3

3/8/2001	H	W	18-1
3/9/2001	H	W	12-0
3/10/2001	H	W	6-3
WESTERN KENTUCKY	9-11		
H: 8-9, A: 1-2, N: N/A, PS: N/A			
1983	H	L	8-2
1983	H	W	1-0
1983	H	L	5-3
1983	H	W	11-10 (10)
1984	H	W	12-2
2/9/1990	H	L	9-3
2/10/1990	H	W	13-3
2/10/1990	H	L	4-2
2/15/1991	H	L	14-12
2/16/1991	H	W	4-2
2/17/1991	H	W	6-5
4/3/1992	H	L	7-4
4/4/1992	H	L	10-7
4/5/1992	H	W	4-3 (13)
4/24/1992	A	L	12-7
4/25/1992	A	L	26-12
4/26/1992	A	W	12-4
2/14/2003	H	L	4-2
2/15/2003	H	W	6-5
2/16/2003	H	L	3-4 (10)

WESTERN MICHIGAN	1-0		
H: 1-0, A: N/A, N: N/A, PS: N/A			
3/3/1999	H	W	17-5

WHEATON	3-0		
1974	W	11-4	
1974	W	16-4	
1974	W	10-5	

WICHITA STATE	10-8		
H: 5-6, A: 4-2, N: 1-0, PS: 1-0			
4/27/2018	H	W	9-5
4/28/2018	H	L	5-4
4/29/2018	H	W	8-4
4/18/2019	A	L	8-6
4/19/2019	A	W	11-3
4/20/2019	A	L	6-4
5/7/2021	H	W	6-3
5/7/2021	H	L	11-1
5/8/2021	H	L	10-3
5/9/2021	H	L	7-6
4/22/2022	A	W	8-5
4/23/2022	A	W	16-12
4/24/2022	A	W	8-2
5/25/2022	N	W	12-4
5/18/2023	H	W	16-15
5/19/2023	H	L	12-7
5/20/2023	H	W	5-4

WIDENER	5-2		
H: 1-0, A: N/A, N: N/A, PS: N/A			
1974	W	6-1	
1974	L	12-10	
1975	W	13-2	
1975	W	5-4	
1976	W	7-0	
1977	L	6-2	
1979	H	W	8-5

WILLIAMS	5-1		
H: 3-0, A: N/A, N: N/A, PS: N/A			
1977	W	3-2	
1977	L	3-1	
1981	H	W	6-1
1983	H	W	17-1
1984	H	W	5-2 (7)
1984	H	W	5-0 (7)

WINTROP	3-0		
H: 3-0, A: N/A, N: N/A, PS: N/A			
3/1/2013	H	W	3-0
3/2/2013	H	W	12-7
3/3/2013	H	W	7-6

WISCONSIN	12-2		
H: 11-2, A: N/A, N: N/A, PS: N/A			
1978	W	9-5	
3/15/1985	H	W	14-8
3/15/1985	H	W	18-1
3/3/1989	H	L	9-7

3/4/1989	H	W	3-2
3/4/1989	H	W	3-1
3/5/1989	H	W	13-4
2/24/1990	H	L	4-3
2/24/1990	H	W	11-5
2/25/1990	H	W	3-0
2/25/1990	H	W	6-0
3/1/1991	H	W	7-4
3/2/1991	H	W	5-2
3/2/1991	H	W	5-2

WISCONSIN-EAU CLAIRE	2-0		
H: 2-0, A: N/A, N: N/A, PS: N/A			
1984	H	W	5-1 (7)
1984	H	W	13-5 (7)

WISCONSIN-MILWAUKEE	2-0		
H: 2-0, A: N/A, N: N/A, PS: N/A			
3/7/1990	H	W	6-1
3/13/1990	H	W	5-2

WRIGHT STATE	1-1		
H: 1-0, A: 0-1			
3/26/1991	H	W	6-5
5/10/2023	A	L	11-7

X			
XAVIER	3-1		
H: 3-1, A: N/A, N: N/A, PS: N/A			
3/11/1985	H	W	9-8 (7)
3/11/1985	H	W	7-2 (7)
3/5/1988	H	W	5-1
3/18/1989	H	L	2-1

Y			
YALE	3-4-2		
H: 3-4-2, A: N/A, N: N/A, PS: N/A			
1979	H	L	13-11 (10)
1979	H	L	9-6 (10)
1981	H	T	21-21 (7)
1982	H	L	8-9
1983	H	L	11-16
1983	H	T	7-7
3/14/1989	H	W	7-4
3/12/2019	H	W	7-5
3/13/2019	H	W	8-1

YEAR-BY-YEAR HITTING STATS

YEAR	AVG	GP	AB	R	H	2B	3B	HR	RBI	TB	SLG	BB	HBP	SO	OBP	SF	SH	SB-ATT	PO	A	E	FLD
1976	.230	42	1297	169	298	36	9	9	156	379	.292	202	11	226	.339	10	33	64-79	1068	379	66	.956
1977	.278	42	1362	248	378	42	20	16	229	508	.373	146	--	200	.348	--	37	59-N/A	876	366	89	.933
1978	.298	46	1482	259	442	87	16	21	213	624	.421	192	--	214	.379	--	26	84-N/A	1128	522	93	.947
1979	.292	43	1485	274	434	85	29	30	241	667	.449	190	--	221	.373	--	44	61-78	1171	475	58	.966
1980	.286	48	1614	288	462	77	15	33	248	668	.414	200	--	167	.365	--	31	45-63	1245	536	85	.954
1981	.322	57	1853	425	597	90	29	27	363	826	.446	307	--	185	.419	--	55	204-251	1446	670	131	.942
1982	.281	46	1499	283	421	58	18	37	246	626	.418	260	--	245	.384	14	23	81-108	1186	599	101	.946
1983	.319	56	1781	393	569	89	43	41	334	886	.497	272	--	206	.410	--	37	77-93	1204	438	77	.955
1984	.278	64	2027	404	563	111	29	25	337	807	.398	340	--	262	.378	26	24	107-146	1596	690	95	.960
1985	.315	87	2812	675	887	137	45	45	568	1249	.444	546	--	471	.481	53	35	253-314	2165	902	153	.952
1986	.325	59	1978	505	637	74	38	42	421	914	.462	355	32	274	.440	--	41	142-175	1583	724	80	.966
1987	.310	60	1982	446	614	109	23	61	403	949	.479	366	22	329	.418	--	50	106-131	1550	738	99	.959
1988	.293	60	1999	388	586	94	17	39	326	831	.416	280	33	369	.405	--	58	107-141	1590	758	110	.955
1989	.271	64	2115	378	574	87	20	30	299	791	.374	325	24	353	.376	--	48	93-137	1724	805	106	.960
1990	.274	60	1983	358	543	83	24	27	297	755	.381	274	21	307	.387	18	40	81-113	1575	629	109	.953
1991	.312	62	2100	485	656	124	41	41	416	985	.469	329	41	359	.411	30	17	113-150	1596	680	116	.952
1992	.282	58	1957	357	552	92	25	40	300	814	.416	262	30	406	.373	14	39	64-102	1538	593	89	.960
1993	.251	62	1946	307	489	89	18	21	253	677	.348	256	42	434	.353	22	30	98-139	1557	637	110	.952
1994	.250	55	1637	262	410	75	18	16	219	569	.348	194	44	302	.344	15	33	86-115	----	---	---	---
1995	.285	62	1916	364	546	116	15	30	322	782	.408	289	39	329	.387	12	66	111-137	1537	680	99	.957
1996	.287	65	2147	429	617	136	18	36	381	897	.418	291	52	328	.383	14	43	104-133	1668	731	96	.962
1997	.310	64	2198	466	682	123	13	57	416	1002	.456	313	57	378	.405	30	33	88-124	1654	701	107	.957
1998	.305	62	2082	446	634	126	22	66	378	1002	.481	288	19	378	.391	17	28	97-127	1563	700	92	.961
1999	.325	59	1956	487	636	123	17	63	439	982	.502	328	50	395	.429	27	22	100-129	1457	610	100	.954
2000	.322	62	2053	461	662	139	24	58	421	1023	.498	299	62	370	.419	30	19	79-104	1541	676	95	.959
2001	.335	65	2242	543	750	160	16	62	486	1128	.503	303	68	363	.424	29	33	115-147	1671	672	66	.973
2002	.315	63	2057	430	648	96	14	30	381	862	.419	233	80	388	.402	19	42	88-116	1542	600	97	.957
2003	.304	56	1752	328	532	94	11	21	299	711	.406	220	76	284	.398	32	43	66-82	1387	536	60	.970
2004	.304	65	2090	411	636	115	24	27	369	880	.421	218	59	355	.380	38	39	111-142	1625	593	90	.961
2005	.295	60	2044	470	602	118	15	63	418	939	.459	301	74	377	.399	30	36	145-178	1591	643	83	.964
2006	.275	56	1938	293	533	99	17	31	268	759	.392	200	69	422	.362	11	37	59-79	1487	637	85	.962
2007	.286	59	2005	313	573	84	13	25	272	758	.378	204	60	358	.365	26	41	77-94	1546	637	101	.956
2008	.306	58	2041	395	624	106	14	42	358	884	.433	246	67	378	.393	32	29	100-122	1536	590	67	.969
2009	.297	57	1992	361	591	123	8	68	329	934	.469	193	78	316	.377	24	21	24-45	1485	626	93	.958
2010	.343	55	1994	459	683	141	7	78	416	1072	.538	249	96	381	.435	26	31	70-90	1456	600	80	.963
2011	.307	62	2161	428	663	139	12	58	387	1000	.463	231	53	383	.382	36	31	65-88	1650	670	53	.978
2012	.290	62	2128	409	617	111	12	46	363	890	.418	277	74	359	.385	38	34	90-123	1694	686	68	.972
2013	.252	59	1930	290	487	111	9	35	260	721	.374	227	60	405	.346	20	33	42-72	1543	598	71	.968
2014	.272	59	1995	335	543	81	7	36	303	746	.374	214	75	378	.359	34	66	68-100	1615	679	70	.970
2015	.294	58	1981	357	582	106	15	66	338	916	.462	237	56	436	.382	19	37	47-59	1515	596	69	.986
2016	.256	59	1955	279	500	85	5	38	255	709	.363	219	61	438	.346	20	37	67-98	1558	620	66	.971
2017	.278	62	2124	388	591	114	17	51	349	892	.420	226	69	482	.363	21	26	106-122	1675	623	70	.970
2018	.265	56	1889	321	500	77	6	42	288	715	.379	266	67	512	.371	25	25	109-135	1527	507	75	.944
2019	.273	58	1969	358	537	112	9	57	317	838	.426	276	68	504	.377	24	36	93-120	1568	506	60	.972
2020*	.278	18	597	113	166	28	3	16	95	248	.415	59	15	150	.356	4	7	31-42	486	170	17	.975
2021	.266	61	2052	370	545	89	11	76	346	884	.431	277	80	542	.372	15	24	86-111	1587	562	73	.967
2022	.289	60	2020	413	583	102	16	74	377	939	.465	245	77	530	.383	23	34	103-126	1567	552	61	.972
2023	.285	59	2038	422	580	109	7	109	389	1030	.505	237	110	569	.386	19	25	56-68	1556	525	72	.967
2024	.282	58	1983	371	559	91	12	62	343	860	.434	234	62	460	.372	21	42	40-56	1529	519	51	.976

*2020 season cut short due to COVID-19 pandemic

TEAM ALL-TIME HITTING HIGHS AND LOWS

	HIGH	LOW
BATTING AVERAGE	.343 (2010)	.230 (1976)
AT-BATS	2812 (1985)	943 (1973)
RUNS	675 (1985)	147 (1973)
HITS	887 (1975)	245 (1973)
DOUBLES	160 (2001)	36 (1976)
TRIPLES	45 (1985)	5 (2016)
HOME RUNS	109 (2023)	9 (1976)
RBI	568 (1985)	125 (1973)
TOTAL BASES	1249 (1985)	379 (1973)
SLUGGING PERCENTAGE	.538 (2010)	.292 (1976)
WALKS	546 (1985)	143 (1973)
HIT BY PITCH	110 (2023)	11 (1976)
STRIKEOUTS	569 (2023)	167 (1980)
ON-BASE PERCENTAGE	.481 (1985)	.339 (1976)
SAC FLIES	53 (1985)	10 (1976)
SAC HITS	66 (1995)	17 (1991)
STOLEN BASES - ATTEMPTS	253-314 (1985)	40-56 (2024)
PUTOUTS	2165 (1985)	876 (1976)
ASSISTS	902 (1985)	366 (1977)
ERRORS	153 (1985)	51 (2024)
FIELDING %	.986 (2015)	.933 (1977)

YEAR-BY-YEAR PITCHING STATS

YEAR	ERA	W-L	GS	CG	SHO/CB	SV	IP	H	R	ER	BB	SO	2B	3B	HR	AB	AVG	WP	HBP	SFA	SHA
1976	3.64	19-23	42	17	5/0	3	356.0	335	186	144	191	250	--	--	29	--	.---	22	8	--	--
1977	3.34	24-18	42	25	7/0	0	358.0	328	218	133	141	215	--	--	--	--	.---	--	--	--	--
1978	5.70	22-24	46	16	0/0	0	376.0	399	296	238	294	202	--	--	--	--	.---	--	--	--	--
1979	3.57	28-15	43	11	2/0	0	383.2	349	179	152	200	192	--	--	--	--	.---	--	--	--	--
1980	4.66	25-23	48	12	3/0	0	415.0	431	277	215	233	207	--	--	--	--	.---	--	--	--	--
1981	4.07	31-23	57	25	4/0	0	482.0	532	291	218	229	210	--	--	--	--	.---	--	--	--	--
1982	4.30	19-24	46	15	0/0	3	395.1	419	265	189	219	195	--	--	--	--	.---	--	--	--	--
1983	6.08	28-27	56	21	3/2	4	441.0	541	354	298	187	188	--	--	--	--	.---	--	--	--	--
1984	4.84	34-29	64	19	3/2	2	532.0	611	332	286	266	250	--	--	--	--	.---	--	--	--	--
1985	5.38	52-34	87	25	1/0	8	721.2	871	551	431	414	484	146	37	42	--	.298	--	--	35	34
1986	3.26	46-13	59	14	3/0	7	516.2	485	238	187	207	368	62	17	17	--	.248	34	27	--	--
1987	5.09	33-27	60	10	1/0	5	504.1	600	361	285	233	361	80	27	31	--	.296	29	20	--	--
1988	3.91	40-20	60	19	5/0	8	523.0	520	293	227	196	360	66	13	30	--	.260	25	22	--	--
1989	3.02	42-22	64	27	3/0	4	563.2	565	275	189	199	427	73	10	24	--	.263	36	21	--	--
1990	2.80	40-20	60	15	6/1	9	528.0	509	242	164	185	417	72	18	16	--	.228	34	19	--	--
1991	3.55	41-21	62	11	1/1	10	532.1	527	306	210	202	357	89	5	28	--	.255	47	40	--	--
1992	3.88	35-23	58	4	3/1	11	512.0	487	309	221	198	443	90	9	28	--	.249	28	39	--	--
1993	4.35	31-31	62	3	3/0	12	519.0	574	339	251	211	426	92	16	32	--	.279	29	40	--	--
1994	3.60	29-26	55	12	1/1	6	443.0	452	253	177	178	381	60	12	13	--	.268	23	28	15	33
1995	3.14	49-13	62	12	7/2	12	513.1	471	228	179	148	395	78	12	28	--	.250	23	39	9	44
1996	3.77	43-22	65	4	3/3	12	556.0	571	285	233	193	431	81	14	31	--	.272	41	46	9	--
1997	4.60	40-24	64	11	6/4	9	551.1	599	361	282	242	540	94	17	58	--	.277	33	51	16	31
1998	3.94	41-21	62	2	4/4	16	521.0	518	290	228	178	443	93	12	39	--	.258	35	39	16	20
1999	4.67	38-21	59	4	1/0	10	486.0	571	324	252	181	441	107	12	47	1932	.296	34	58	16	24
2000	4.63	43-19	62	11	5/3	8	513.2	589	330	264	167	476	97	18	39	2042	.288	34	47	18	38
2001	3.62	51-14	65	12	6/4	10	557.0	558	275	224	187	597	98	7	36	2126	.262	54	35	7	32
2002	3.83	41-22	63	7	3/2	12	514.0	509	282	219	237	485	83	8	41	1979	.257	35	32	19	13
2003	4.48	31-25	56	6	6/4	10	462.1	480	266	230	195	445	55	10	36	1774	.271	50	43	15	25
2004	3.42	47-18	65	14	13/3	10	542.0	502	267	206	228	483	69	6	33	2042	.246	40	66	22	29
2005	3.99	42-18	60	3	5/4	15	530.1	499	279	235	209	479	93	9	43	1998	.250	48	57	12	35
2006	4.54	23-33	56	2	7/5	10	495.2	484	301	250	218	439	69	16	32	1882	.257	53	65	15	49
2007	5.54	27-32	59	0	2/2	11	515.1	603	397	317	260	421	90	7	34	2067	.292	73	54	18	40
2008	5.57	31-27	58	2	2/2	11	512.0	590	353	317	227	537	95	9	43	2039	.289	53	82	19	37
2009	7.47	22-35	57	0	2/2	13	495.0	723	504	411	207	379	125	11	74	2119	.341	57	76	27	30
2010	6.01	33-22	55	0	0/0	15	485.1	628	379	324	218	367	110	11	46	1988	.316	32	62	27	37
2011	4.14	39-23	62	2	5/5	17	550.0	587	295	253	179	450	77	6	35	2121	.277	47	55	18	48
2012	3.54	45-17	62	1	1/1	17	564.2	555	279	222	238	484	86	6	22	2125	.261	57	71	14	57
2013	3.88	29-30	59	3	5/3	10	514.1	509	267	222	215	381	92	13	24	1940	.262	58	57	21	56
2014	3.38	36-23	59	4	4/3	14	538.1	484	242	202	226	378	68	6	21	1969	.246	55	55	28	51
2015	4.74	31-27	58	5	3/2	11	505.0	527	313	266	262	414	62	13	33	1937	.272	56	45	23	40
2016	4.23	26-33	59	2	5/5	9	519.1	507	283	244	237	411	78	4	25	1987	.260	70	60	20	39
2017	3.00	40-22	62	2	5/4	11	558.1	479	228	186	202	553	82	7	35	2085	.230	29	41	21	26
2018	3.32	35-21	56	1	9/9	13	509.0	405	238	188	212	556	59	12	33	1889	.216	33	56	21	21
2019	4.20	36-21	58	2	5/5	15	522.2	517	298	244	243	485	75	10	42	1989	.260	31	47	25	31
2020	2.17	15-3	18	0	3/3	7	162.0	106	43	39	65	190	14	4	6	580	.183	17	19	3	4
2021	4.58	31-30	61	1	5/5	14	529.0	545	343	269	234	502	95	7	64	2073	.263	35	90	17	26
2022	4.25	35-25	60	0	5/5	12	522.2	499	302	247	238	541	90	10	45	1997	.250	56	63	14	20
2023	5.80	33-26	59	0	1/1	12	518.2	557	403	334	248	603	104	14	75	2040	.273	64	81	18	27
2024	4.43	37-21	58	0	2/2	18	509.2	438	289	251	216	509	96	13	54	1900	.231	43	50	26	16

*2020 season cut short due to COVID-19 pandemic

TEAM ALL-TIME PITCHING HIGHS AND LOWS

	HIGH	LOW
ERA	6.08 (1983)	3.00 (2017)
COMPLETE GAMES	27 (1989)	0 (6 times, last 2023)
SHUTOUTS	13 (2011)	0 (3 times, last 2010)
SOLO SHUTOUTS	10 (2011)	0 (17 times, last 2023)
COMBINED SHUTOUTS	9 (2018)	0 (15 times, last 2010)
SAVES	17 (2011)	0 (1977)
INNINGS PITCHED	721.2 (1985)	356.0 (1976)
HITS ALLOWED	871 (1985)	328 (1977)
RUNS ALLOWED	551 (1985)	179 (1979)
EARNED RUNS ALLOWED	431 (1985)	133 (1977)
WALKS ALLOWED	414 (1985)	141 (1977)
STRIKEOUTS	603 (2023)	188 (1983)
DOUBLES ALLOWED	147 (1985)	55 (2003)
TRIPLES ALLOWED	37 (1985)	4 (2016)
HOME RUNS ALLOWED	75 (2023)	13 (1994)
AT-BATS AGAINST	2126 (2001)	1900 (2024)
BATTING AVERAGE AGAINST	.341 (2009)	.216 (1989)
WILD PITCHES	73 (2007)	23 (1995)
HIT BATTERS	90 (2021)	19 (1990)
SAC FLIES ALLOWED	35 (1985)	7 (2001)

YEAR-BY-YEAR LEADERS

BATTING AVERAGE

1974	Ron Behe	.400	2004	Clay Timpner	259	1982	Tim Foscett	44	2012	Ronnie Richardson	59
1976	Jeff Rudolph	.271	2005	Dee Brown	237	1983	Tim Foscett	53	2013	Chris Taladay	43
1977	Buddy DeWitt	.327	2006	Ryan Bono	200	1984	Jay Bergman, Jr.	53	2014	James Vasquez	56
1978	Hal Staats	.357	2007	Tyson Auer	233	1985	Tim Barker	92	2015	Dylan Moore	45
1979	Jeff Rudolph	.375	2008	Colin Arnold	231	1986	Vince Zawaski	68	2016	Austin Griffin	41
1980	Warren Pickett	.357	2009	Shane Brown	214	1987	Jose Soto	63	2017	Rylan Thomas	53
1981	Tim Foscett	.376	2010	Darnell Sweeney	232	1988	Vince Zawaski	56	2018	Tyler Osik	56
1982	Sam Nattile	.371	2011	Jonathan Griffin	251	1989	Mike Josephina	36	2019	Dallas Beaver	56
1983	Tim Foscett	.444	2012	Chris Taladay	262	1990	Ernest Martinez	60	2020	Jordan Rathbone	17
1984	Joe Dawson	.397	2013	Chris Taladay	228	1991	Mike Josephina/Mottola	60	2021	Ben McCabe	56
1985	Tim Barker	.438	2014	Dylan Moore	232	1992	Ty Lynch/Chad Mottola	52	2022	Ben McCabe	54
1986	Mark Maloney	.343	2015	Dylan Moore	240	1993	Eric Golden	35	2023	Andrew Sundean	54
1987	Jose Soto	.400	2016	Ryan Crile	214	1994	Alex Morales	41	2024	Jack Zyska	52
1988	Jim Crone	.378	2017	Eli Putnam	248	1995	Alex Morales	60			
1989	Randy Kotchman	.306	2018	Ray Alejo	224	1996	Adam Johnson	53			
1990	Ernest Martinez	.363	2019	Ray Alejo	250	1997	Eric Riggs/Gregg Pacitti	63			
1991	Ernest Martinez	.381	2020	Dalton Wingo	76	1998	Eric Riggs	64			
1992	Ty Lynch	.346	2021	Jordan Rathbone	238	1999	Tim Boeth	60			
1993	Tony Marrillia	.323	2022	Gephry Pena	242	2000	Dustin Brisson/M. Myers	55			
1994	Alex Morales	.321	2023	Andrew Brait	227	2001	Mike Myers	70			
1995	Adam Johnson	.365	2024	Lex Boedicker	241	2002	Mike Myers	57			
1996	Scott Loubier	.383				2003	Ryan Bear	45			
1997	Patrick Williamson	.393				2004	Clay Timpner	69			
1998	Eric Riggs	.394				2005	Dee Brown	60			
1999	Dustin Brisson	.388				2006	Matt Ray	32			
2000	Rich Wallace	.380				2007	Tyson Auer	46			
2001	Jeremy Kurella	.401				2008	Three with	47			
2002	David Mann	.410				2009	Kiko Vazquez	43			
2003	Ryan Bear	.390				2010	Shane Brown	58			
2004	Dee Brown	.373				2011	Ronnie Richardson	59			
2005	John-Michael Howell	.348				2012	Ronnie Richardson	59			
2006	Tyson Auer	.323				2013	Erik Hempe	41			
2007	Kiko Vazquez	.364				2014	Dylan Moore	47			
2008	Shane Brown	.367				2015	Dylan Moore	50			
2009	Shane Brown	.341				2016	Luke Hamblin	39			
2010	Chris Duffy	.447				2017	Eli Putnam	48			
2011	D.J. Hicks	.351				2018	Ray Alejo	53			
2012	Travis Shreve	.351				2019	Matthew Mika	53			
2013	Chris Taladay	.342				2020	Gephry Pena	17			
2014	James Vasquez	.340				2021	Jordan Rathbone	56			
2015	Dylan Moore	.333				2022	Gephry Pena	50			
2016	Brennan Bozeman	.299				2023	Ben McCabe	63			
2017	Eli Putnam	.315				2024	Jack Zyska/Lex Boedicker	44			
2018	Rylan Thomas	.343									
2019	Tyler Osik	.325									
2020	Nick Romano	.315									
2021	Josh Crouch	.311									
2022	Gephry Pena	.339									
2023	Ben McCabe	.371									
2024	Matt Prevesk	.342									

ON-BASE PERCENTAGE

1974	Ron Behe	.488	1982	Tim Foscett	44	2012	Ronnie Richardson	59
1976	Ed Bowen	.407	1983	Tim Foscett	53	2013	Chris Taladay	43
1977	Rick Hyatt	.374	1984	Jay Bergman, Jr.	53	2014	James Vasquez	56
1978	Jim Finnican	.446	1985	Tim Barker	92	2015	Dylan Moore	45
1979	Jeff Rudolph	.485	1986	Vince Zawaski	68	2016	Austin Griffin	41
1980	Warren Pickett	.445	1987	Jose Soto	63	2017	Rylan Thomas	53
1981	Jim Hawkins	.473	1988	Vince Zawaski	56	2018	Tyler Osik	56
1982	Wayne Gardner	.444	1989	Mike Josephina	36	2019	Dallas Beaver	56
1983	Tim Foscett	.542	1990	Ernest Martinez	60	2020	Jordan Rathbone	17
1984	Joe Dawson	.472	1991	Mike Josephina/Mottola	60	2021	Ben McCabe	56
1985	Joe Dawson	.484	1992	Ty Lynch/Chad Mottola	52	2022	Ben McCabe	54
1986	Vince Zawaski	.504	1993	Eric Golden	35	2023	Andrew Sundean	54
1987	Jose Soto	.489	1994	Alex Morales	41	2024	Jack Zyska	52
1988	Jim Crone	.462	1995	Alex Morales	60			
1989	Steve McClellan	.415	1996	Adam Johnson	53			
1990	Ernest Martinez	.453	1997	Eric Riggs/Gregg Pacitti	63			
1991	Mike Josephina	.474	1998	Eric Riggs	64			
1992	Ty Lynch	.419	1999	Tim Boeth	60			
1993	Gabby Angulo	.398	2000	Dustin Brisson/M. Myers	55			
1994	Alex Morales	.423	2001	Mike Myers	70			
1995	Adam Johnson	.472	2002	Mike Myers	57			
1996	Scott Loubier	.453	2003	Ryan Bear	45			
1997	Patrick Williamson	.473	2004	Clay Timpner	69			
1998	Eric Riggs	.476	2005	Dee Brown	60			
1999	Mark Batia	.558	2006	Matt Ray	32			
2000	Rich Wallace	.529	2007	Tyson Auer	46			
2001	Jeremy Kurella	.459	2008	Three with	47			
2002	David Mann	.538	2009	Kiko Vazquez	43			
2003	David Mann	.471	2010	Shane Brown	58			
2004	Ryan Bono	.428	2011	Ronnie Richardson	59			
2005	Matt Horwath	.467	2012	Ronnie Richardson	59			
2006	Ryan Bono	.480	2013	Erik Hempe	41			
2007	Kiko Vazquez	.467	2014	Dylan Moore	47			
2008	Shane Brown	.447	2015	Dylan Moore	50			
2009	Shane Brown	.431	2016	Luke Hamblin	39			
2010	Shane Brown	.541	2017	Eli Putnam	48			
2011	Ronnie Richardson	.440	2018	Ray Alejo	53			
2012	Ronnie Richardson	.480	2019	Matthew Mika	53			
2013	Chris Taladay	.409	2020	Gephry Pena	17			
2014	James Vasquez	.445	2021	Jordan Rathbone	56			
2015	Dylan Moore	.417	2022	Gephry Pena	50			
2016	Brennan Bozeman	.389	2023	Ben McCabe	63			
2017	Luke Hamblin	.412	2024	Jack Zyska/Lex Boedicker	44			
2018	Rylan Thomas	.447						
2019	Dallas Beaver	.455						
2020	Gephry Pena	.415						
2021	Josh Crouch	.435						
2022	Noah Orlando	.427						
2023	Ben McCabe	.466						
2024	Jack Zyska	.420						

AT-BATS

1974	Three Tied With	52	2004	Clay Timpner	259	1982	Tim Foscett	44	2012	Ronnie Richardson	59
1976	Ed Bowen	152	2005	Dee Brown	237	1983	Tim Foscett	53	2013	Chris Taladay	43
1977	Gary Edwards	163	2006	Ryan Bono	200	1984	Jay Bergman, Jr.	53	2014	James Vasquez	56
1978	Jeff Rudolph	181	2007	Tyson Auer	233	1985	Tim Barker	92	2015	Dylan Moore	45
1979	Hal Staats	178	2008	Colin Arnold	231	1986	Vince Zawaski	68	2016	Austin Griffin	41
1980	Tim Foscett	192	2009	Shane Brown	214	1987	Jose Soto	63	2017	Rylan Thomas	53
1981	Tim Foscett	218	2010	Darnell Sweeney	232	1988	Vince Zawaski	56	2018	Tyler Osik	56
1982	Tim Foscett	179	2011	Jonathan Griffin	251	1989	Mike Josephina	36	2019	Dallas Beaver	56
1983	Tim Foscett	207	2012	Chris Taladay	262	1990	Ernest Martinez	60	2020	Jordan Rathbone	17
1984	Jay Bergman, Jr.	231	2013	Chris Taladay	228	1991	Mike Josephina/Mottola	60	2021	Ben McCabe	56
1985	Tim Barker	324	2014	Dylan Moore	232	1992	Ty Lynch/Chad Mottola	52	2022	Ben McCabe	54
1986	Mark Maloney	216	2015	Dylan Moore	240	1993	Eric Golden	35	2023	Andrew Sundean	54
1987	Jose Soto	235	2016	Ryan Crile	214	1994	Alex Morales	41	2024	Jack Zyska	52
1988	Bobby Kiser	233	2017	Eli Putnam	248	1995	Alex Morales	60			
1989	Carlos Agurto	220	2018	Ray Alejo	224	1996	Adam Johnson	53			
1990	Ernest Martinez	223	2019	Ray Alejo	250	1997	Eric Riggs/Gregg Pacitti	63			
1991	Chad Mottola	230	2020	Dalton Wingo	76	1998	Eric Riggs	64			
1992	Ty Lynch/Chad Mottola	228	2021	Jordan Rathbone	238	1999	Tim Boeth	60			
1993	Tony Marrillia	226	2022	Gephry Pena	242	2000	Dustin Brisson/M. Myers	55			
1994	Tony Marrillia	182	2023	Andrew Brait	227	2001	Mike Myers	70			
1995	Alex Morales	225	2024	Lex Boedicker	241	2002	Mike Myers	57			
1996	Adam Johnson	248				2003	Ryan Bear	45			
1997	Eric Riggs	266				2004	Clay Timpner	69			
1998	Erik Johnson	247				2005	Dee Brown	60			
1999	Dustin Brisson	206				2006	Matt Ray	32			
2000	Dustin Brisson	227				2007	Tyson Auer	46			
2001	Jeremy Kurella	247				2008	Three with	47			
2002	Mike Myers	238				2009	Kiko Vazquez	43			
2003	Clay Timpner	202				2010	Shane Brown	58			

RUNS

1974	Steve Crutcher/L. Escobar	15	1982	Tim Foscett	44	2012	Ronnie Richardson	59
1976	Ed Bowen	30	1983	Tim Foscett	53	2013	Chris Taladay	43
1977	Gary Edwards	33	1984	Jay Bergman, Jr.	53	2014	James Vasquez	56
1978	Hal Staats	40	1985	Tim Barker	92	2015	Dylan Moore	45
1979	Hal Staats	47	1986	Vince Zawaski	68	2016	Austin Griffin	41
1980	Tim Foscett	40	1987	Jose Soto	63	2017	Rylan Thomas	53
1981	Bill Halpin	60	1988	Vince Zawaski	56	2018	Tyler Osik	56

HITS

1974	Luis Escobar	27
1976	Ed Bowen	40
1977	Buddy DeWitt	51
1978	Hal Staats	60
1979	Jeff Rudolph	60
1980	Tim Foscett	61
1981	Tim Foscett	82
1982	Sam Nattile	66
1983	Tim Foscett	92
1984	Butch Vinson	69
1985	Tim Barker	142*
1986	Mark Maloney	74
1987	Jose Soto	94
1988	Bobby Kiser	85
1989	Carlos Agurto	66
1990	Ernest Martinez	81
1991	Ernest Martinez	85
1992	Ty Lynch	79
1993	Tony Marrillia	73
1994	Alex Morales	53
1995	Tony Marrillia	75
1996	Adam Johnson	81
1997	Eric Riggs	96
1998	Eric Riggs	87
1999	Dustin Brisson	80
2000	Dustin Brisson	81
2001	Jeremy Kurella	99
2002	Dee Brown	85
2003	Ryan Bear	76
2004	Clay Timpner	96
2005	John-Michael Howell	78
2006	Ryan Bono	64
2007	Tyson Auer	83
2008	Dwayne Bailey	77
2009	Shane Brown	73
2010	Chris Duffy	92
2011	Jonathan Griffin	86
2012	Chris Taladay	78
2013	Chris Taladay	78
2014	Dylan Moore	73
2015	Dylan Moore	80
2016	Ryan Crile	59
2017	Eli Putnam	78
2018	Rylan Thomas	73
2019	Ray Alejo	74
2020	Dalton Wingo	23
2021	Jordan Rathbone	71
2022	Gephry Pena	82
2023	Ben McCabe	83
2024	Matt Prevesk	88

1990	Steve McClellan	23	2020	Three with	1	1998	Eric Riggs	154	1976	Ed Bowen	21
1991	Ernest Martinez	23	2021	Pablo Ruiz	3	1999	Dustin Brisson	154	1977	Buddy DeWitt	15
1992	Paul Caropreso/Antonini	14	2022	Gephry Pena	4	2000	Dustin Brisson	139	1978	Hal Staats	20
1993	Alex Morales	15	2023	Andrew Brait	3	2001	Chad Ehrnsberger	141	1979	Hal Staats	12
1994	Tony Marrillia	14	2024	Matt Prevesk/Mikey Kluska	3	2002	Dee Brown	111	1980	Tim Foskett	18
1995	Adam Johnson	21				2003	Ryan Bear	121	1981	Bill Halpin	39
1996	Adam Johnson	25	HOME RUNS			2004	Clay Timpner	146	1982	Tim Foskett	18
1997	Dustin Brisson/E. Johnson	17	1974	Craig Butler	4	2005	John-Michael Howell	145	1983	Tim Foskett	20
1998	Eric Riggs	26	1976	Bob Ramsey	4	2006	Ryan Bono	96	1984	Tim Barker	40
1999	Matt Bowser	21	1977	Jim Finnican	4	2007	Kiko Vazquez	121	1985	Tim Barker	104*
2000	Dustin Brisson	27	1978	Hal Staats	6	2008	Shane Brown	103	1986	Jose Soto	31
2001	Mike Fox	26	1979	Hal Staats	9	2009	Brandon Romans	116	1987	Odie Koehnke	21
2002	Mike Myers	16	1980	Warren Pickett	9	2010	Chris Duffy	175	1988	Bill O'Toole	20
2003	Ryan Bear	20	1981	Jose Fontanez/Sam Nattile	5	2011	Jonathan Griffin	166	1989	Curtis Latzo	15
2004	Clay Timpner	20	1982	Sam Nattile	11	2012	D.J. Hicks	126	1990	Mike Josephina	26
2005	John-Michael Howell	18	1983	Butch Vinson	12	2013	Erik Hempe	114	1991	Mike Josephina	27
2006	Dave DiNatale	18	1984	Butch Vinson	10	2014	James Vasquez	107	1992	Brett Barker	11
2007	Kiko Vazquez	17	1985	Mark Maloney/S. McHugh	7	2015	Dylan Moore	130	1993	Tony Marrillia/A. Morales	21
2008	Colin Arnold	17	1986	Scott McHugh	11	2016	Austin Griffin	92	1994	Alex Morales	26
2009	Shane Brown	20	1987	Vince Zawaski/Jose Soto	14	2017	Rylan Thomas	124	1995	Chad Sheffer/T. Marrillia	26
2010	Shane Brown	25	1988	Bobby Kiser	14	2018	Rylan Thomas	125	1996	Brad King	19
2011	Jonathan Griffin	19	1989	Bobby Kiser	8	2019	Ray Alejo	124	1997	Will Croud	18
2012	Alex Friedrich	21	1990	Bobby Kiser/E. Martinez	8	2020	Jordan Rathbone	34	1998	Tim Boeth	25
2013	Erik Hempe	17	1991	Ernest Martinez/Mottola	9	2021	Jordan Rathbone	132	1999	Tim Boeth	45
2014	Dylan Moore	17	1992	Chad Mottola	14	2022	Gephry Pena	119	2000	Mark Batia	16
2015	Tommy Williams	19	1993	Gabby Angulo	6	2023	Ben McCabe	155	2001	Mike Myers	29
2016	Kam Gellinger	17	1994	Scott Loubier	4	2024	Jack Zyska	122	2002	Mike Myers	26
2017	Kyle Marsh	20	1995	Adam Johnson	8				2003	Clay Timpner	22
2018	Ray Alejo	14	1996	Gregg Pacitti	6	WALKS			2004	Clay Timpner	43
2019	Ray Alejo	18	1997	Gregg Pacitti	15	1974	Jon Teator	11	2005	Matt Ray	32
2020	Four with	4	1998	Todd Bellhorn	13	1976	Ed Bowen	36	2006	Matt Ray	23
2021	Ben McCabe	11	1999	Dustin Brisson	17	1977	Rick Hyatt	22	2007	Tyson Auer	27
2022	Andrew Sundean	13	2000	Matt Bowser	11	1978	Tom Costello	26	2008	Dwayne Bailey/T. Auer	21
2023	Ben McCabe	15	2001	Chad Ehrnsberger	16	1979	Jeff Rudolph	34	2009	Colin Arnold	7
2024	Jack Zyska	15	2002	Jeremy Frost	8	1980	Frank Surmaczewicz	26	2010	Darnell Sweeney	17
			2003	Ryan Bear	5	1981	Jim Hawkins	44	2011	Travis Shreve	22
			2004	Clay Timpner	6	1982	Kenny Howe	29	2012	Ronnie Richardson	24
			2005	Dee Brown	18	1983	Tim Foskett	44	2013	JoMarcos Woods	9
			2006	Ryan Bono	6	1984	Odle Koehnke	39	2014	Tommy Williams	16
			2007	Kiko Vazquez	9	1985	Vince Cangelosi	72	2015	Dylan Moore	14
			2008	Shane Brown	9	1986	Vince Zawaski	58	2016	Luke Hamblin	14
			2009	Brandon Romans	14	1987	Odie Koehnke	50	2017	Matthew Mika	25
			2010	Chris Duffy	21	1988	Vince Zawaski	40	2019	Matthew Mika	31
			2011	Jonathan Griffin	19	1989	Bobby Kiser	38	2020	Gephry Pena	13
			2012	D.J. Hicks	14	1990	Mike Josephina	46	2021	Gephry Pena	27
			2013	Hempe/Vasquez/Matos	8	1991	Glen Richardi	74	2022	Gephry Pena	25
			2014	Tommy Williams	12	1992	Eric Golden/Ty Lynch	28	2023	John Rhys Plumlee	18
			2015	Erik Barber	11	1993	Eric Golden	42	2024	Andrew Brait/Lex Boedicker	18
			2016	Ausin Griffin	10	1994	Alex Morales	24		* - Ranks second in NCAA D-I	
			2017	Rylan Thomas	14	1995	Alex Morales	41			
			2018	Rylan Thomas	13	1996	Todd Bellhorn	42	ERA (MIN. 30 IP)		
			2019	Dallas Beaver	12	1997	Gregg Pacitti	47	1974	---	
			2020	Three with	3	1998	Eric Riggs	40	1976	Joe Russell	2.44
			2021	Jordan Rathbone	16	1999	Mark Batia	51	1977	Joe Russell	2.45
			2022	Ben McCabe	14	2000	Mike Myers	38	1978	John Majeski	2.89
			2023	Ben McCabe	19	2001	Chad Ehrnsberger	46	1979	Karl Hodges	1.85
			2024	Jack Zyska	12	2002	David Mann	40	1980	Tim Syverson	3.34
						2003	David Mann	41	1981	John Flynn	3.22
						2004	David Mann	30	1982	Tommy Foy	3.05
			TOTAL BASES			2005	Matt Ray	45	1983	Tommy Foy	3.63
			1974	Luis Escobar	37	2006	Kiko Vazquez	33	1984	Dave Rettig	3.09
			1976	Ed Bowen	54	2007	Kiko Vazquez	32	1985	Rick Abel	3.97
			1977	Buddy DeWitt	71	2008	Robert Lara	34	1986	Rich Polak	2.20
			1978	Hal Staats	92	2009	Br. Romans/Vazquez	25	1987	Jeff Holland	3.55
			1979	Hal Staats	108	2010	Shane Brown/Richardson	34	1988	Brian Ahern	2.54
			1980	Warren Pickett	100	2011	Ronnie Richardson	36	1989	Brandon Turner	2.02
			1981	Sam Nattile	122	2012	D.J. Hicks	56	1990	Jon Henry	1.81
			1982	Sam Nattile	112	2013	Erik Hempe	31	1991	Todd Affricano	2.37
			1983	Tim Foskett	136	2014	James Vasquez	30	1992	Brian Huie	2.08
			1984	Butch Vinson	131	2015	Tommy Williams	30	1993	Jason Schlutt	2.62
			1985	Tim Barker	190	2016	Luke Hamblin	36	1994	Steve Golden	2.93
			1986	Mark Maloney	123	2017	Luke Hamblin	45	1995	Brian Scutero	2.20
			1987	Jose Soto	158	2018	Rylan Thomas	36	1996	Mike Maroth	1.89
			1988	Bobby Kiser	147	2019	Matthew Mika	45	1997	Travis Held	3.72
			1989	Bobby Kiser	93	2020	Tom Josten	13	1998	Jason Arnold	2.04
			1990	Ernest Martinez	130	2021	Tom Josten	48	1999	Jason Arnold	2.67
			1991	Ernest Martinez	139	2022	Micheal Brooks	33	2000	Casey Kennedy	3.16
			1992	Chad Mottola	143	2023	Tom Josten	40	2001	Justin Pope	1.68
			1993	Tony Marrillia	96	2024	Andrew Brait	37	2002	Von Stertzbach	1.81
			1994	Alex Morales	77				2003	Kyle Bono	0.83
			1995	Alex Morales	120	STOLEN BASES			2004	Matt Fox	1.85
			1996	Adam Johnson	131	1974	Jon Teator	6	2005	Dominic Petracca	3.00
			1997	Eric Riggs	143						

YEAR-BY-YEAR LEADERS (CONT.)

2006	Dominic Petracca	2.08	1984	Joe Santiago	93.0	2014	Eric Skoglund	94	1993	Jason Schlutt	8
2007	Justin Weiss	1.38	1985	Tommy Novak	115.2	2015	Zach Rodgers	94	1994	Steve Golden/Craig Cozart	2
2008	Justin Weiss	3.41	1986	Tommy Novak	115.1	2016	Cre Finfrock	76	1995	John Foran	7
2009	Kyle Sweat	4.60	1987	Brian Ahern	110.1	2017	Robby Howell	94	1996	Three with	2
2010	Joe Rogers	4.50	1988	Brandon Turner	85.0	2018	Thad Ward	84	1997	Mike Maroth	3
2011	Johnny Sedlock	2.00	1989	Brian Ahern	142.1	2019	Chris Williams	70	1998	Jason Arnold	12
2012	Roman Madrid	1.00	1990	Brandon Turner	122.0	2020	Trevor Holloway	37	1999	Jason Arnold	8
2013	Ben Lively	2.04	1991	Laurence Heisler	117.0	2021	Colton Gordon	72	2000	Jason Arnold	7
2014	Zach Rodgers	1.36	1992	Mike Halperin	96.2	2022	Ben Vespi	66	2001	Zach Sutton	5
2015	Zach Rodgers	2.35	1993	Joe Wagner	97.0	2023	Cameron Leiter	80	2002	Zach Sutton	8
2016	Robby Howell	1.96	1994	Mike Halperin	90.0	2024	Ben Vespi	75	2003	Three with	2
2017	Chirs Williams	2.65	1995	Jay Veniard	101.1				2004	Three with	2
2018	JJ Montgomery	2.54	1996	Tim Riegert	90.1	APPEARANCES					
2019	Kyle Kemp	2.10	1997	Travis Held	101.2	1974	Al Morton	6	2005	Dominic Petracca	4
2020	Trevor Holloway (22.2 IP)	1.19	1998	Matt Lubozynski	84.2	1976	Sam Swanger	19	2006	Dominic Petracca	8
2021	Ben Vespi	2.08	1999	David Rankin	102.2	1977	John Majeski	17	2007	Justin Weiss	9
2022	Connor Staine	1.87	2000	Casey Kennedy	111.0	1978	John Majeski/P. D'Amico	15	2008	Justin Weiss	7
2023	Najer Victor	2.88	2001	Justin Pope	123.1	1979	Pete Saxe	16	2009	Justin Weiss	5
2024	Dominic Castellano	2.83	2002	Mark Michael	89.1	1980	Tommy Foy	14	2010	Joe Rogers	8
			2003	V. Stertzbach	85.1	1981	Tommy Foy	17	2011	Joe Rogers	9
			2004	Matt Fox	111.2	1982	Three with	16	2012	Joe Rogers	13
WINS			2005	Tim Bascom	113.1	1983	Rick Marcello	17	2013	Zac Favre/Spencer Davis	4
1974	Al Morton	4	2006	Tim Bascom	80.0	1984	Brent Laycock	20	2014	Zach Rodgers/Spencer Davis	5
1976	Sam Swanger	7	2007	Jaager Good	88.0	1985	Lamar Chandler	23	2015	Harrison Hukari	5
1977	John Majeski	8	2008	Mitch Herold	74.0	1986	Rich Polak	20	2016	Trent Thompson	4
1978	John Majeski/Paul D'Amico	6	2009	Kyle Sweat	74.1	1987	Jeff Holland	19	2017	Bryce Tucker	9
1979	Pete Saxe	7	2010	Owen Dew	73.1	1988	Jeff Johnson	19	2018	Bryce Tucker	6
1980	Terry Smith/Tim Syverson	5	2011	Brian Adkins	88.0	1989	Brandon Turner/B. Ahern	19	2019	Jeffrey Hakanson	6
1981	Tommy Foy/John Flynn	7	2012	Ben Lively	81.0	1990	Brian Huie	25	2020	Jeffrey Hakanson	6
1982	William Jones/John Flynn	4	2013	Ben Lively	106.0	1991	Brian Huie	29	2021	David Litchfield	8
1983	Tommy Foy	9	2014	Eric Skoglund	110.0	1992	Mike Halperin	24	2022	Kyle Kramer	6
1984	Joe Santiago	8	2015	Zach Rodgers	99.2	1993	Jason Schlutt	24	2023	Kyle Kramer	8
1985	Tommy Novak	9	2016	Robby Howell	101.0	1994	Steve Golden	34	2024	Chase Centala	7
1986	Tommy Novak	11	2017	Robby Howell	103.0	1995	Brian Scutero	23	GAMES STARTED		
1987	Brian Ahern	8	2018	Chris Williams	93.0	1996	George Schmidt	22	1976	Sam Swanger	16
1988	Jay Scott	8	2019	Grant Schuermann	90.2	1997	George Schmidt/Maroth	24	1977	John Majeski	11
1989	Brian Ahern	10	2020	Colton Gordon	23.0	1998	Jason Arnold	28	1978	Paul D'Amico	13
1990	Brandon Turner	9	2021	Jack Sinclair	66.0	1999	Jason Arnold	24	1979	Pete Saxe	13
1991	Jimmy Still	10	2022	Ben Vespi	65.2	2000	Jason Arnold	27	1980	Tim Syverson/Terry Smith	9
1992	Halperin/Van Landuyt	7	2023	Ruddy Gomez	72.0	2001	Zach Sutton	23	1981	Tommy Foy	14
1993	Jason Schlutt	9	2024	Ben Vespi	78.0	2002	Zach Sutton	26	1982	John Flynn	14
1994	Mike Halperin/Jay Veniard	6				2003	Kyle Bono	23	1983	Tommy Foy	14
1995	Craig Cozart	10	STRIKEOUTS			2004	Tim Bascom	21	1984	Joe Santiago/R. Marcello	12
1996	Craig Cozart	7	1974	Stan Edge	20	2005	Dominic Petracca	28	1985	Tommy Novak	16
1997	Geo. Schmidt/Lubozynski	8	1976	Sam Swanger	129	2006	Dominic Petracca	27	1986	Russ Manion/Tom Novak	15
1998	Todd Bellhorn	10	1977	Joe Russell	66	2007	Justin Weiss	25	1987	Brian Ahern	17
1999	David Rankin	8	1978	John Majeski	62	2008	Justin Weiss/Cody Allen	21	1988	Brandon Turner	13
2000	Casey Kennedy	12	1979	Pete Saxe	52	2009	Cory Weech	27	1989	Brian Ahern	19
2001	Justin Pope	15	1980	John Matthews	29	2010	Joe Rogers/Bryan Brown	23	1990	Brandon Turner	17
2002	Bo Hall	10	1981	Randy Hodges	41	2011	Nick Cicio	28	1991	Laurence Heisler	16
2003	Mark Michael	7	1982	William Jones	52	2012	Roman Madrid	32	1992	Jimmy Still	13
2004	Matt Fox	14	1983	Dave Van Cura	45	2013	Zac Favre	32	1993	Joe Wagner	17
2005	Tim Bascom	10	1984	John Groth	54	2014	Trent Thompson	30	1994	Mike Halperin	15
2006	Tim Bascom	5	1985	Tommy Novak	85	2015	Harrison Hukari	30	1995	Craig Cozart	17
2007	Jaager Good	5	1986	Lamar Chandler	79	2016	Harrison Hukari	33	1996	Craig Cozart/Tim Riegert	14
2008	Kyle Sweat	5	1987	Brian Ahern	85	2017	Bryce Tucker	27	1997	Matt Lubozynski	15
2009	Three with	4	1988	Jay Scott	91	2018	Eric Hepple	28	1998	Matt Lubozynski	14
2010	Owen Dew	5	1989	Brian Ahern	125	2019	Garrett Westberg	30	1999	David Rankin	17
2011	Brian Adkins/C. Bradford	6	1990	Brandon Turner	88	2020	Three with	8	2000	David Rankin	18
2012	Ben Lively	9	1991	Jimmy Still	67	2021	Billy McKay	29	2001	Justin Pope/Jason Arnold	17
2013	Ben Lively	7	1992	Mike Halperin	93	2022	Ben Vespi	25	2002	Mark Michael/L. Mincks	16
2014	Eric Skoglund	7	1993	Joe Wagner/Jason Schlutt	75	2023	Kyle Kramer	27	2003	Mark Michael	14
2015	Zach Rodgers	10	1994	Mike Halperin	84	2024	Kyle Kramer	34	2004	Matt Fox	17
2016	Robby Howell	7	1995	Jay Veniard	79				2005	Tim Bascom	16
2017	Robby Howell/Joe Sheridan	10	1996	Craig Cozart	71	SAVES					
2018	JJ Montgomery	6	1997	Travis Held	110	1976	Three with	1	2006	Tim Bascom	14
2019	Chris Williams/Grant Shuermann	6	1998	Todd Bellhorn	64	1977	---	0	2007	Jaager Good	15
2020	Jack Sinclair	4	1999	David Rankin	95	1978	---	0	2008	Mitch Herold/Kyle Sweat	13
2021	Jack Sinclair/Colton Gordon	5	2000	Justin Pope	103	1979	---	0	2009	Kyle Sweat	14
2022	Ben Vespi	6	2001	Justin Pope	158	1980	---	0	2010	Owen Dew	13
2023	Ruddy Gomez/Kyle Kramer	6	2002	Mark Michael	91	1981	---	0	2011	Brian Adkins/D. Winkler	14
2024	Dominic Castellano	7	2003	Von Stertzbach	74	1982	Three with	1	2012	Brian Adkins	15
			2004	Matt Fox	125	1983	Rick Marcello	2	2013	Ben Lively	15
INNINGS PITCHED			2005	Tim Bascom	113	1984	Curran Hubbard/B. Laycock	1	2014	Eric Skoglund	15
1974	Al Morton	24.0	2006	Tim Bascom	90	1985	Lamar Chandler/Tom Neild	2	2015	Cre Finfrock/Robby Howell	15
1976	Sam Swanger	137.2	2007	Jaager Good	62	1986	Rich Polak	5	2016	Robby Howell	15
1977	John Majeski	102.2	2008	Mitch Houck	71	1987	Kevin Bass	2	2017	Robby Howell	16
1978	John Majeski	99.2	2009	Caleb Graham	56	1988	Jeff Johnson	5	2018	Chris Williams	15
1979	Pete Saxe	87.0	2010	Nick Cicio	56	1989	Four with	1	2019	Grant Schuermann	15
1980	Tim Syverson	62.0	2011	Danny Winkler	92	1990	Brian Huie	7	2020	Three with	4
1981	Randy Hodges	95.2	2012	Ben Lively	84	1991	Brian Huie	8	2021	Jack Sinclair	13
1982	John Flynn	106.0	2013	Ben Lively	101	1992	Brian Huie	6	2022	Connor Staine	12
1983	Tommy Foy	99.2							2023	Ruddy Gomez	15

YEAR-BY-YEAR LEADERS (CONT.)

2024	Ben Vespi	16	2004	Ryan Bono	412	1984	Wayne Schulz	21
COMPLETE GAMES			2005	Ryan Bono	486	1985	Scott McHugh	24
1976	Sam Swanger	9	2006	Kiko Vazquez	456	1986	Odie Koehnke	17
1977	Joe Russell	8	2007	Kiko Vazquez	510	1987	Odie Koehnke	20
1978	John Majeski	10	2008	Robert Lara	395	1988	Paul Pedersen	18
1979	Tim Syverson/Karl Hodges	4	2009	Kiko Vazquez	521	1989	Jeff Lane	14
1980	Tim Syverson	4	2010	Jonathan Griffin	444	1990	Ernest Martinez	25
1981	Randy Hodges	7	2011	Jonathan Griffin	534	1991	Ernest Martinez	16
1982	John Flynn/Tommy Foy	5	2012	D.J. Hicks	537	1992	Gregg Castaldo	17
1983	Tommy Foy	9	2013	James Vasquez	483	1993	Eddy Garcia	19
1984	Joe Santiago	9	2014	James Vasquez	511	1994	No Stats Recorded	-
1985	Tommy Novak	6	2015	James Vasquez	438	1995	Chad Sheffer	32
1986	Tommy Novak	7	2016	Austin Griffin	315	1996	Adrian Cardenas	17
1987	Brian Ahern	5	2017	Rylan Thomas	464	1997	Eric Riggs	16
1988	Brian Ahern/Jay Scott	5	2018	Rylan Thomas	416	1998	Eric Riggs	20
1989	Brian Ahern	12	2019	Dallas Beaver	310	1999	Tim Boeth	14
1990	Anthony Laszaic/B. Turner	5	2020	Ben McCabe	114	2000	Mike Myers	22
1991	Jimmy Still	6	2021	Ben McCabe	425	2001	Jeremy Kurella	16
1992	Joe Wagner	2	2022	Ben McCabe	271	2002	Mike Myers	20
1993	Three with	1	2023	Ben McCabe	453	2003	Rich Wallace	9
1994	Mike Halperin/Jay Veniard	5	2024	Lex Boedicker	451	2004	Chandler Rose	15
1995	Jay Veniard	5	ASSISTS			2005	Matt Ray	22
1996	Tim Riegert	3	1976	Jim Horvath	115	2006	Matt Ray	23
1997	Geo. Schmidt/Lubozynski	4	1977	Ramon Lopez	85	2007	Chris Duffy	19
1998	Brian Freeland/Lubozynski	1	1978	Tom Costello	142	2008	Eric Kallstrom	9
1999	David Rankin	2	1979	Butch Round	122	2009	Shane Brown	17
2000	Casey Kennedy	7	1980	Glenn Miller	129	2010	Darnell Sweeney	28
2001	Justin Pope	6	1981	Butch Round	182	2011	Darnell Sweeney	16
2002	Bo Hall/Lincoln Mincks	2	1982	Mitch Miller	144	2012	Darnell Sweeney	22
2003	Mark Michael	5	1983	Butch Vinson	142	2013	Tommy Williams	12
2004	Kyle Bono/Matt Fox	6	1984	Wayne Schulz	134	2014	Tommy Williams	16
2005	Tim Bascom	3	1985	Wayne Schulz	171	2015	Dylan Moore	15
2006	Tim Bascom/Mitch Houck	1	1986	Odie Koehnke	168	2016	Crile/Gellinger	12
2007	---	-	1987	Odie Koehnke	179	2017	Kam Gellinger	12
2008	Mitch Herold/Mitch Houck	1	1988	Paul Pedersen	170	2018	Brandon Hernandez	13
2009	---	-	1989	Carlos Agurto	197	2019	Brandon Hernandez	14
2010	Nick Cicio	1	1990	Ernest Martinez	109	2020	Matt Archer	4
2011	Ray Hanson/Ben Lively	1	1991	Ty Lynch	164	2021	Alex Freeland	13
2012	Brian Adkins	1	1992	Gregg Castaldo	145	2022	Noah Orlando	12
2013	Ben Lively	2	1993	Eric Golden	143	2023	Drew Faurot	17
2014	Eric Skoglund	3	1994	No Stats Recorded	-	2024	Mikey Kluska	16
2015	Zach Rodgers	4	1995	Chad Sheffer	178			
2016	Pimentel/Finfrock	1	1996	Andy Moser	135			
2017	Robby Howell	2	1997	Eric Riggs	174			
2018	JJ Montgomery	1	1998	Eric Riggs	203			
2019	Schuermann/Spicer	1	1999	Tim Boeth	120			
2020	---	-	2000	Mike Fox	161			
2021	Colton Gordon	1	2001	Mike Fox	159			
2022	Connor Staine	1	2002	Adam Miller	161			
2023	---	-	2003	Jon Cooper	101			
2024	---	-	2004	Matt Ray/Chandler Rose	111			
PUTOUTS			2005	Matt Ray	163			
1976	George Royal	278	2006	Eric Kallstrom	156			
1977	Jim Finnican	321	2007	Eric Kallstrom	166			
1978	Jim Finnican	261	2008	Eric Kallstrom	151			
1979	Lonnie Peeler	167	2009	Eric Kallstrom	163			
1980	Robert Smith	238	2010	Darnell Sweeney	180			
1981	Jim Hawkins	375	2011	Darnell Sweeney	191			
1982	Tom King	259	2012	Darnell Sweeney	189			
1983	Mark Deglomine	364	2013	Tommy Williams	133			
1984	Ben Spital	390	2014	Dylan Moore	186			
1985	Vince Zawaski	644	2015	Dylan Moore	170			
1986	Vince Zawaski	502	2016	Ryan Crile	146			
1987	Vince Zawaski	553	2017	Matthew Mika	160			
1988	Vince Zawaski	577	2018	Brandon Hernandez	129			
1989	Bobby Kiser	363	2019	Brandon Hernandez	139			
1990	Steve McClellan	460	2020	Tom Josten	44			
1991	Kiki Antonini	508	2021	Alex Freeland	146			
1992	Kiki Antonini	398	2022	Alex Freeland	107			
1993	Gabby Angulo	242	2023	Drew Faurot	124			
1994	No Stats Recorded	-	2024	Mikey Kluska	138			
1995	Todd Tocco	477	ERRORS					
1996	Gregg Pacitti	457	1976	Jim Horvath	13			
1997	Dustin Brisson	378	1977	Ramon Lopez	17			
1998	Matt Bowser	295	1978	Tom Costello	25			
1999	Brent Spooner	373	1979	Butch Round	19			
2000	Matt Bowser	304	1980	Butch Round	14			
2001	Jeremy Frost	420	1981	Butch Round/Sam Nattile	24			
2002	Jeremy Frost	397	1982	Mark Deglomine	16			
2003	Ryan Bear	342	1983	Butch Vinson	21			

INDIVIDUAL SINGLE-GAME RECORDS

BATTING	TOTAL	NAME	OPPONENT	DATE
At-Bats	8	(2 times) last Eric Kallstrom	Monmouth (16 inn.)	3/9/2008
Runs Scored	6	D.J. Hicks	UAB	4/24/2009
Hits	6	(2 times) last Tommy Williams	at Bethune-Cookman	3/17/2015
Doubles	4	(3 times) last Shane Brown	Tulane	5/21/2010
Triples	3	Wayne Gardner	Fla. Memorial	4/14/1979
Home Runs	3	(7 times) last Danny Neri	Cincinnati	5/21/2024
RBI	8	(3 times) last Ben McCabe	at Florida Atlantic	2/20/2021
Total Bases	14	Ben McCabe	Siena	2/17/2023
Walks	5	Vince Zawaski	SIU-Edwardsville	3/29/1986
Strikeouts	5	(2 times) last Rylan Thomas	at South Florida	4/8/2017
Stolen Bases	6	(2 times) last Tony Marilla	West Virginia	3/18/1993
Hit By Pitch	4	Jordan Rathbone	at East Carolina	4/23/2021
Sacrifice Hits	2	(39 times) last Danny Neri	at Baylor	5/18/2024
Grand Slams	1	(40 times) last Anthony Calabro	FGCU	4/23/2024

PITCHING	TOTAL	NAME	OPPONENT	DATE
Innings	17.0	Tommy Foy	Rollins	4/29/1982
Hits	13	(7 times) last Owen Dew	East Carolina	5/15/2010
Runs	11	(4 times) last Austin Hudson	East Carolina	3/20/2009
Earned Runs	10	Hunter Patteson	at Florida Atlantic	2/20/2021
Walks	8	Chris Matulis	Rice	4/12/2013
Strikeouts	18	(3 times) last Jay Scott	Bradley	3/15/1988
Wild Pitches	6	Caleb Graham	LSU	3/1/2009
Hit By Pitch	6	Mitch Houck	Missouri	2/25/2008
Pickoffs	5	Tim Riegert	Rider	2/24/1996
Balks	2	(5 times) last Kyle Sweat	UAB (10 inn.)	5/9/2008

FIELDING	TOTAL	NAME	OPPONENT	DATE
Putouts	20	Josh Crouch	at Troy	3/26/2021
Assists	11	Carlos Morales	Bethune-Cookman	2/29/1988
Errors	4	Griffin Bernardo	2x last vs. UConn	4/7/2018

TEAM SINGLE-GAME RECORDS

BATTING	TOTAL	OPPONENT	DATE
At-Bats	56	(2 times) last Monmouth (16 inn.)	3/9/2008
Runs Scored	29	UAB	4/24/2009
	29	Armstrong State	4/30/1987
Hits	28	Hartford	3/14/2010
	28	UAB	4/24/2009
Doubles	10	Monmouth	3/3/2006
Triples	5	(3 times) last Florida Memorial (8 inn.)	4/14/1979
Home Runs	8	Central Michigan	4/21/2024
	8	North Florida	5/2/2023
RBI	26	UAB	4/24/2009
	26	Florida Memorial (8 inn.)	4/14/1979
Total Bases	58	Florida Memorial (8 inn.)	4/14/1979
Walks	20	at Cincinnati	4/10/2021
Strikeouts	19	vs. Oklahoma	5/11/2018
Stolen Bases	13	Colby	3/29/1988
Hit By Pitch	8	Manhattan	2/24/2017
	6	Wagner	3/11/2006
Sacrifice Hits	5	(2 times) last Eckerd	4/12/1984
Grand Slams	2	(30 times) last vs. Cincinnati	4/14/2018
Average	.606	Central Michigan (20-for-33, 7 inn.)	4/21/2024
	.605	Grace (23-for-38)	4/3/1985

PITCHING	TOTAL	OPPONENT	DATE
Innings	17.0	Rollins	4/29/1982
Runs	28	Miami (Fla.)	5/12/1985
Hits	28	Miami (Fla.)	5/12/1985
Earned Runs	28	Miami (Fla.)	5/12/1985
Walks	20	Miami (Fla.)	3/9/1978
Strikeouts	19	(2 times) last Troy	3/26/2021
Wild Pitches	7	LSU	3/1/2009
	7	Maryland	2/16/2007
Pickoffs	5	Rider	2/24/1996

MISCELLANEOUS RECORDS

Consecutive Times On Base		
1	19	Eli Putnam 2017
2	18	Shane Brown 2009
3	17	Odie Koehnke 1985
4	16	Matthew Mika 2017

Longest On-Base Streaks (Since 2002)

1	65	Kiko Vazquez	5/23/2007-2/23/2009
2	55	Rylan Thomas	5/19/2017-5/6/2018

Single-Season On-Base Streaks (Since 2002)

1	48	Rylan Thomas	2018
---	----	--------------	------

Longest Hitting Streaks (Since 1995)

1	26	Mike Myers	4/3/01-5/19/01
	26	Beau Taylor	4/13/10-2/25/11
3	22	Shane Brown	3/4/09-4/7/09
4	20	Chris Duffy	3/5/10-3/28/10
	20	Colin Arnold	3/17/09-4/15/09
	20	Chris Taladay	3/20/13-4/27/13
7	19	Clay Timpner	2/13/04-3/17/04
	19	Ryan Bear	3/1/03-3/29/03
	19	Adam Johnson	4/30/94-2/26/95
10	17	Kiko Vazquez	4/20/07-5/18/07

Scoreless Innings Streak

38.1	Justin Pope	2/23/01-3/30/01
------	-------------	-----------------

No-Hitters

Pete MacLaughlan vs. Columbia	4/1973
Houck (7IP)/Hudson (2IP) vs. Wagner	3/17/08

Hit For The Cycle

Matt Horwath vs. Tulane	4/27/07
Tommy Williams vs. Fairfield	3/13/15

Most Hits In

1st Inning	10 vs. Hartford (3/14/10)
2nd Inning	8 vs. Florida Atlantic (3/29/96)
3rd Inning	11 vs. Illinois-Chicago (3/15/98)
4th Inning	9 vs. Campbell (3/11/05)
5th Inning	7 vs. Western Illinois (3/8/01)
	7 vs. Troy (5/16/01)
6th Inning	7 vs. Lehigh (3/22/00)
	7 vs. Siena (2/17/23)
7th Inning	8 vs. Bethune-Cookman (6/4/11)
8th Inning	11 vs. Siena (3/7/97)
9th Inning	5 - 6 times, last vs. Florida Atlantic (2/21/21)
10th Inning	6 vs. UAB (5/14/11)

Most Runs Scored In (Excluding 1985 & 1988)

1st Inning	11 vs. Hartford (3/14/10)
2nd Inning	10 vs. Monmouth (3/3/06)
3rd Inning	14 vs. Illinois-Chicago (3/15/98)
4th Inning	13 vs. Saint Joseph's (3/8/05)
5th Inning	11 vs. Siena (3/7/00)
6th Inning	10 at Georgia State (5/11/02)
	10 vs. Lehigh (3/22/00)
7th Inning	9 vs. Georgia State (5/15/05)
8th Inning	11 at Stetson (5/8/07)
9th Inning	7 vs. Florida Atlantic (2/21/21)

THE LAST TIME...

A UCF BATTER HAD

Leadoff Home Run	Matthew Mika, vs. Bethune-Cookman, 4/23/19
Two-Home Run Game	Andrew Williamson, vs. Oklahoma State, 3/15/24
Back-to-Back Home Runs	Jack Zyska & Matt Prevesk vs. Central Michigan, 4/21/24
Three-Home Run Game	Danny Neri, vs. Cincinnati (Big 12 Championship), 5/21/24
Back-to-Back-to-Back Home Runs	Ben McCabe, vs. Siena, 2/17/23
Grand Slam	Anthony Calabro, vs. North Florida, 5/7/24
Grand Slam in Back-to-Back Games	Andrew Estrella, vs. Samford, 2/24-25/24
Inside the Park HR	Blaine Schulte, vs. Monmouth, Game 2, 3/1/03
Pinch Hit Home Run	Matt Cedarburg, vs. Central Michigan, 4/21/24
Pinch Hit Grand Slam	Brody Wofford, vs. Chicago State, 3/17/18
Walk-Off Home Run	Tom Josten, vs. Georgia Southern, 3/3/23
Walk-Off Hit	Lex Boedicker, RBI 1B vs. South Florida, 3/1/24
Walk-Off Sac Fly	Max Wood, vs. Tulane, 5/18/18
Walk-Off BB	Tom Josten, vs. Stetson, 4/18/23
Walk-Off HBP	Andrew Williamson, vs. Texas Tech, 3/28/24
Walk-Off WP	Dylan Moore, vs. #9 Louisville, Game 2, 4/17/14
Walk-Off FC	David Phrathep, vs. LIU Brooklyn, 3/11/16
Walk-Off Error	E3F, Matt Cedarburg, vs. Wichita State, 5/18/23
Five-Hit Game	Ben McCabe, vs. Stetson, 4/18/23
Six-Hit Game	Tommy Williams, at Bethune-Cookman, 3/7/15
Four-Double Game	Shane Brown, at Tulane, 5/22/10
Three-Double Game	Dylan King, at West Virginia, 4/14/24
Two-Triple Game	Drake Wade, vs. Wagner, 3/17/04
Three-Triple Game	Wayne Gardner, vs. Florida Memorial, 1979
Five-Run Game	Matthew Mika, vs. Siena, 2/20/16
Six-Run Game	D.J. Hicks, at UAB, 4/24/09
Five-RBI Game	Lex Boedicker, vs. Oklahoma State, 3/15/24
Six-RBI Game	Lex Boedicker, vs. Kansas State, 4/5/24
Seven-RBI Game	Lex Boedicker, vs. UNF, 5/2/23
Eight-RBI Game	Ben McCabe, at FAU, 2/20/21
Hit for the Cycle	Tommy Williams, vs. Fairfield, 3/13/15
Stole Three Bases	Gephry Pena, vs. UNCG, 3/20/22
Stole Four Bases	Ray Alejo, at Houston, 5/6/18
Stole Home	Matthew Mika, vs. Florida, 2/27/19
Home Run in 3-Straight Games	Andrew Estrella, vs. Samford (2)/FAU, 2/24-27/24
Home Run in 4-Straight Games	Andrew Estrella vs. Samford (2)/FAU/USF, 2/24-3/1/24
Hit by Pitch Twice in One Inning	Ronnie Richardson vs. UMass, 3/9/12

A UCF PITCHER HAD

A Complete Game	
At Home	Connor Staine, vs. UNF, Game 2 (7 inn.), 3/11/22
On Road	Jordan Spicer, vs. Memphis (AAC), 5/24/19
By a Freshman	Cre Finrock, vs. USF, 5/2/15
Consecutive Complete Games	3, Zach Rodgers, at Cincinnati, 4/4/14 vs. UConn, 4/12/14, at Tulane, 4/18/15
Combined Shutout	Cade Boxrucker, 8.2 IP; Spencer Bauer, 0.1 IP; 3/26/24
A Shutout	
At Home	Connor Staine, vs. UNF, Game 2 (7 inn.), 3/11/22
On Road	Zach Rodgers, at Tulane, 4/18/15
By a Freshman	Mitch Houck, at South Florida, 4/4/06
Consecutive Shutouts	3, Kyle Bono, vs. Gardner-Webb, Game 1, 3/13/04 at Campbell, Game 1, 3/20/04, vs. Stetson, Game 2, 3/27/04
10 Innings Pitched	Jason Arnold, vs. FAU, 3/18/01
10-Strikeout Game	Hunter Patteson, at UNF, 3/13/22
11-Strikeout Game	Cameron Leiter, at Cincinnati, 5/13/23
12-Strikeout Game	Ruddy Gomez, vs. Dartmouth, 3/17/23
13-Strikeout Game	Mitch Houck, vs. Wagner, 3/17/08
14-Strikeout Game	Colton Gordon, at Troy, 3/26/21
15-Strikeout Game	Matt Fox, at Campbell, 3/19/04
17-Strikeout Game	Tim Bascom, vs. Siena, 3/5/05
5 HBP in a Game	6, Mitch Houck, vs. #5 Missouri, 2/25/08
Solo No-Hitter	Pete MacLaughlin, vs. Columbia, 4/1973
Combined No-Hitter	Mitch Houck, 70 IP and Austin Hudson, 2.0 IP, vs. Wagner, 3/17/08
One-Hitter	Darren Newlin, vs. Belmont, Game 2, 4/17/04
Combined One-Hitter	Cade Boxrucker, 8.2 IP; Spencer Bauer, 0.1 IP, at Jacksonville, 3/26/24
Two-Hitter (7 inn.)	Connor Staine, vs. UNF, Game 2, 3/11/22
Two-Hitter (9 inn.)	Tim Bascom, vs. East Carolina, 4/7/06
Three-Hitter	Robby Howell, vs. Jacksonville, 3/17/17

UCF AS A TEAM

Shut Out an Opponent	
At Home	1-0, vs. South Florida, 3/3/24
On Road	6-0, at Jacksonville, 3/26/24
At Neutral Site	12-0, vs. USF, 5/26/17
Shut Out a Ranked Opponent	1-0, vs. #2 Ole Miss (12 inn.), 3/5/22
Back-to-Back Shutouts	5-0 & 4-0, vs. South Florida, 4/1/22-4/3/22
Scored 20 Runs in a Game	
At Home	23, vs. Central Michigan, 4/21/24
On Road	20, at Cincinnati, 4/10/21
Scored 10+ Runs in an Inning	10, 5th inn., vs. Central Michigan, 4/21/24
20+ Hits in a Game	20, vs. Central Michigan, 4/21/24
5+ Home Runs in a Game	8, vs. Central Michigan, 4/21/24 (Tied Program Record)
4 Home Runs in an Inning	4th inn., vs. Central Michigan, 4/21/24
Hit for the Home Run Cycle	vs. Chicago State, 3/18/18
Drew 10+ Walks	10, FAMU, 3/9/22
Left 15 Runners on Base	vs. Cincinnati (Big 12 Championship), 5/21/24
Left 16 Runners on Base	at UNF, 3/21/23
Left 19 Runners on Base	vs. Monmouth (16 inn.), 3/9/08
Stranded 20+ Opp. Runners on Base	22, at #12 ECU (12 inn.), 4/7/23
Turned a Triple Play	Justin Weiss, P to Dwayne Bailey, 2B to Kiko Vazquez, 1B, at Stetson, 3/27/07
Hit Into a Triple Play	Mike Cohan, RF to Corey Blair, 1B to Kevin Murray, 3B, vs. Siena, 3/8/00
Longest Winning Streak	29 Games, 3/8-4/21/95
Won Against a Ranked Opponent	
At Home	5-4, vs. #18 Texas, 5/11/24
On the road	9-6, at #4 Florida, 3/6/24
At Neutral Site	7-6 (10), vs. #17 Oklahoma State, 5/23/24
Lost to a Ranked Opponent	at #8 Florida State, 6/2/24
Defeated a No. 1 Ranked Opponent	at #1 Ole Miss, 2/27/21
Swept a No. 1 Ranked Opponent	vs. #1 Florida, 3/6-7/18
Swept a Ranked Opponent	
On the Road, 3 Games	at #8 Auburn, 2/21-23/20
At Home, 3 Games	vs. #30 Houston, 4/26-28/13
Swept by a Ranked Opponent, 3 Games	at #12 ECU, 4/6-7/23
Swept a Conference Opponent	
At Home, 3 Games	vs. USF, 4/1-3/22
On the Road, 3 Games	at Wichita State, 4/22-24/22
Rallied from an Eight-Run Deficit	Down 8-0 - B4, Won 10-9, vs. Wagner, 3/3/18
Rallied from a Nine-Run Deficit	Down 9-0 - B8, Won 10-9 (12 inn.), vs. Campbell, 4/4/03
Campbell, 4/4/03	
Rallied from a 10-Run Deficit	Down 10 - B4, Won 13-12, vs. Stetson, 4/21/09
Committed Six or More Errors	6, vs. UAB, 4/6/12
Did Not Commit an Error in 8-Straight Games	5/6-17/11

EJECTION

Head Coach	Rich Wallace, vs. Texas, 5/12/24
Assistant Coach	Drew Thomas, at Kansas, 3/23/24
Player	Tyler Osik, at Wichita State, 4/20/19

A UCF OPPONENT

Shut Out UCF	2-0, vs. Central Michigan, 4/19/24
Shut Out UCF in Two-Straight Games	#24 Miami, Jacksonville, 3/6-3/8/13
Hit a Pinch-Hit HR	Boris Pena, vs. Bethune-Cookman, 5/16/23
Hit a Grand Slam	Harold Coll, at Houston, 5/4/24
Stole Home	Justin Murray, vs. Houston, 4/30/23
Threw a No-Hitter	Rich Patrylo, vs. Miami, 1973
Threw a One-Hitter	Randy Beam (7 inn.), vs. Florida Atlantic, Game 1, 4/19/03
Threw a Combined One-Hitter	Three pitchers, at #6 Rice, 4/22/07
Hit Three HR in a Game	Jamie Bruno, vs. Tulane, 4/11/09
Hit an Inside-the-Park HR	Garrett Cannizaro, at Tulane, 5/20/10
Hit for The Cycle	Collier Cranford, at Kansas, 3/22/24
Five-Hit Game	Damien Bravo, vs. Texas Tech, 3/28/24
Scored 10 Runs in an Inning	10, vs. Troy, 3/11/23
Threw a Complete Game	Brian Holiday, vs. #17 Oklahoma State, 5/23/24
Threw a Shutout	Ben Vitas, vs. Central Michigan, 4/19/24
Had 10+ Strikeouts	12, Jaime Arnold, at #8 Florida State, 6/2/24
Had 15+ Strikeouts	16, Jon Duplantier, at Rice, 3/6/15
Walk-Off Home Run	Jakob Runnels, 3-Run, at North Florida, 3/21/23
Walk-Off Wild Pitch	at UConn, 4/8/18

SINGLE-SEASON HITTING TOP-10

BATTING AVERAGE (MIN. 100 AB)

1	Chris Duffy (2010)	.447
2	Tim Foscett (1983)	.444
3	Tim Barker (1985)	.438
4	Shane Brown (2010)	.428
5	David Mann (2002)	.410
6	Jeremy Kurella (2001)	.401
7	Jose Soto (1987)	.400
8	Dee Brown (2002)	.397
	Joe Dawson (1984)	.397
10	Eric Riggs (1998)	.394

GAMES

1	Tim Barker (1985)	85
2	Vince Cangelosi (1985)	83
	Scott McHugh (1985)	83
4	Vince Zawaski (1985)	82
5	Mark Maloney (1985)	78
6	Wayne Schulz (1985)	76
7	Todd Reese (1985)	72
8	David Cable (1985)	69
9	Odie Koehnke (1985)	67
10	Several players with	65

AT-BATS

1	Tim Barker (1985)	324
2	Scott McHugh (1985)	308
3	Vince Cangelosi (1985)	306
4	Vince Zawaski (1985)	270
5	Eric Riggs (1997)	266
6	Chris Taladay (2012)	262
7	Clay Timpner (2004)	259
8	Jonathan Griffin (2011)	251
9	Ray Alejo (2019)	250
10	Mark Maloney (1985)	249

RUNS

1	Tim Barker (1985)	92
2	Vince Cangelosi (1985)	88
3	Mike Myers (2001)	70
4	Clay Timpner (2004)	69
	Scott McHugh (1985)	69
6	Vince Zawaski (1986)	68
7	Mark Maloney (1985)	66
8	Eric Riggs (1998)	64
9	Ben McCabe (2023)	63
	Jeremy Kurella (2001)	63
	Gregg Pacitti (1997)	63
	Eric Riggs (1997)	63
	Jose Soto (1987)	63

HITS

1	Tim Barker (1985)	142
2	Vince Cangelosi (1985)	103
3	Jeremy Kurella (2001)	99
4	Clay Timpner (2004)	96
	Eric Riggs (1997)	96
6	Jose Soto (1987)	94
7	Chris Duffy (2010)	92
	Tim Foscett (1983)	92
9	Shane Brown (2010)	89
10	Scott McHugh (1985)	88

DOUBLES

1	Dustin Brisson (2000)	27
2	Mike Fox (2001)	26
	Eric Riggs (1998)	26
4	Shane Brown (2010)	25
	Adam Johnson (1996)	25
6	Ernest Martinez (1991)	23
	Steve McClellan (1990)	23
8	Alex Friedrich (2012)	21
	Matt Bowser (1999)	21
	Adam Johnson (1995)	21
	Todd Reese (1985)	21

TRIPLES

1	Ty Lynch (1991)	11
2	Tim Foscett (1983)	10
3	Alex Morales (1995)	8
	Alex Morales (1993)	8
5	Eric Martinez (1991)	8
6	Tim Barker (1985)	8
	Vince Cangelosi (1985)	8
8	Ty Lynch (1992)	7
	Chad Mottola (1992)	7
	Steve McClellan (1990)	7
	Mark Maloney (1986)	7
	Butch Vinson (1984)	7

HOME RUNS

1	Chris Duffy (2010)	21
2	Ben McCabe (2023)	19
	Jonathan Griffin (2011)	19
4	Dee Brown (2005)	18
5	Dustin Brisson (1999)	17
6	Lex Boedicker (2023)	16
	Andrew Sundean (2023)	16
	Jordan Rathone (2021)	16
	Chad Ehrnsberger (2001)	16
10	Drew Fautot (2023)	15
	Josh Crouch (2021)	15
	John-Michael Howell (2005)	15
	Gregg Pacitti (1997)	15

RBI

1	Chris Duffy (2010)	81
2	Dustin Brisson (1999)	76
3	D.J. Hicks (2012)	72
	Chad Ehrnsberger (2001)	72
	Jose Soto (1987)	72
6	Dee Brown (2005)	71
	Gregg Pacitti (1997)	71
8	Mark Maloney (1985)	70
9	Dee Brown (2004)	68
	Scott McHugh (1986)	68

TOTAL BASES

1	Tim Barker (1985)	190
2	Chris Duffy (2010)	175
3	Jonathan Griffin (2011)	166
4	Jose Soto (1987)	158
5	Ben McCabe (2023)	155
6	Dustin Brisson (1999)	154
	Eric Riggs (1998)	154
8	Vince Zawaski (1987)	148
9	Bobby Kiser (1988)	147
10	Clay Timpner (2004)	146

WALKS

1	Glen Richard (1991)	74
2	Vince Cangelosi (1985)	72
3	Wayne Schulz (1985)	63
4	Brett Barker (1991)	60
5	Vince Zawaski (1986)	58
6	D.J. Hicks (2012)	56
	Vince Zawaski (1985)	56
8	Mike Josephina (1991)	55
9	Mark Batia (1999)	51
10	Odie Koehnke (1987)	50
	Jose Soto (1986)	50

HIT BY PITCH

1	Ronnie Richardson (2012)	35
2	Ben McCabe (2023)	23
3	Shane Brown (2010)	22
4	Jordan Rathbone (2021)	21
	Kiko Vazquez (2009)	21
6	Ronnie Richardson	19
7	Andrew Sundean (2022)	18
	Ryan Bono (2005)	18
9	Erik Barber (2014)	17
	Dee Brown (2005)	17

STRIKEOUTS

1	Rylan Thomas (2017)	86
2	Drew Fautot (2023)	78
3	Eli Putnam (2023)	74
4	Ray Alejo (2018)	73
5	Ben McCabe (2021)	68
6	Tom Josten (2023)	65
	Gephry Pena (2022)	65
8	Gephry Pena (2021)	63
	Rylan Thomas (2018)	63
	Dallas Beaver (2018)	63

ON-BASE PERCENTAGE

1	Mark Batia (1999)	.558
2	Tim Foscett (1983)	.542
3	Shane Brown (2010)	.541
4	Chris Duffy (2010)	.539
5	David Mann (2002)	.538
6	Rich Wallace (2000)	.529
7	Tim Boeth (1999)	.507
8	Matt Bowser (1999)	.504
	Vince Zawaski (1987)	.504
10	Brian Riggan (1986)	.497

SACRIFICE FLIES

1	Dee Brown (2004)	11
	Mark Maloney (1985)	11
3	D.J. Hicks (2012)	10
4	Dee Brown (2003)	8
	Gregg Pacitti (1997)	8
6	Erik Hempe (2013)	7
	D.J. Hicks (2011)	7
	Derek Luciano (2011)	7
	Shane Brown (2008)	7
	Chad Ehrnsberger (2001)	7
	Scott Loubier (1994)	7
	Tim Barker (1985)	7

SACRIFICE HITS

1	Rookie Gage (1995)	21
2	JoMarcos Woods (2014)	20
3	Nathan Kragt (2003)	13
	Odie Koehnke (1985)	13
5	Austin Johnston (2010)	12
	Tony Marillia (1995)	12
7	Kam Gellinger (2015)	11
	Dwayne Bailey (2007)	11
9	Kam Gellinger (2014)	10
	Eric Kallstrom (2009)	10
	Drew Butera (2004)	10
	Jim Hawkins (1981)	10
	Ramon Lopez (1977)	10
	Andrew Brait (2024)	10
	Mikey Kluska (2024)	10

STOLEN BASES

1	Tim Barker (1985)	104
2	Vince Cangelosi (1985)	68
3	Tim Boeth (1999)	45
4	Clay Timpner (2004)	43
5	Tim Barker (1984)	40
6	Bill Halprin (1981)	39
7	Tim Foscett (1981)	36
8	Ray Alejo (2018)	34
9	Matt Ray (2005)	32
	Jose Soto (1986)	31
10	Matthew Mika (2019)	31

SINGLE-SEASON PITCHING TOP-10

ERA (MIN 30 IP)

1	Kyle Bono (2003)	0.83, 32.2 IP
2	Roman Madrid (2012)	1.00, 45.0 IP
3	Zach Rodgers (2014)	1.36, 79.1 IP
4	Justin Weiss (2007)	1.38, 32.2 IP
5	Joe Rogers (2012)	1.47, 43.0 IP
6	Justin Pope (2001)	1.68, 123.1 IP
7	Von Stertzbach (2002)	1.81, 64.2 IP
	Jon Henry (1990)	1.81, 64.2 IP
9	Matt Fox (2004)	1.85, 111.2 IP
	Karl Hodges (1979)	1.85, 68.0 IP

GAMES STARTED

1	Brian Ahern (1989)	19
2	David Rankin (2000)	18
3	Matt Fox (2004)	17
	Jason Arnold (2001)	17
	Justin Pope (2001)	17
	David Rankin (1999)	17
	Craig Cozart (1995)	17
	Joe Wagner (1993)	17
	Brandon Turner (1990)	17
	Brian Ahern (1987)	17

EARNED RUNS ALLOWED

1	John Flynn (1983)	63
2	Brian Ahern (1987)	62
3	Tommy Novak (1985)	61
4	Brad Busbin (2001)	59
5	Justin Pope (1999)	58
6	Sam Swanger (1976)	57
7	Rich Polak (1987)	54
8	Troy Satterfield (1999)	53
9	Roby Howell (2015)	51
	Justin Pope (2000)	51
	Laurence Heisler (1991)	51
	Lamar Chandler (1985)	51
	Russ Manion (1985)	51

WILD PITCHES

1	Carmine Giardina (2008)	16
2	Derek Abriola (2007)	15
3	Garrett Nuss (2012)	13
	Laurence Heisler (1991)	13
5	Justin Pope (2001)	12
6	Spencer Davis (2014)	11
	Zac Favre (2013)	11
	Danny Winkler (2011)	11
	Carmine Giardina (2007)	11
	Taylor Cobb (2003)	11

WINS

1	Justin Pope (2001)	15
2	Matt Fox (2004)	14
	Jason Arnold (2001)	14
4	Casey Kennedy (2000)	12
5	Tommy Novak (1986)	11
6	Robby Howell (2017)	10
	Joe Sheridan (2017)	10
	Zach Rodgers (2015)	10
	Tim Bascom (2005)	10
	Bo Hall (2002)	10
	Justin Pope (2000)	10
	Todd Bellhorn (1998)	10
	Craig Cozart (1995)	10
	Jimmy Still (1991)	10
	Brian Ahern (1989)	10

COMPLETE GAMES

1	Brian Ahern (1989)	12
2	John Majeski (1978)	10
3	Joe Santiago (1984)	9
	Tommy Foy (1983)	9
	Joe Russell (1977)	9
	Sam Swanger (1976)	9
7	Casey Kennedy (2000)	7
	Tommy Novak (1986)	7
	Randy Hodges (1981)	7
	John Majeski (1977)	7

SHUTOUTS

1	Kyle Bono (2004)	5
2	Matt Fox (2004)	3
	Laurence Heisler (1990)	3
	Brian Ahern (1989)	3
	Joe Russell (1977)	3
7	Sam Swanger (1976)	3
	Justin Pope (2001)	2
	Casey Kennedy (2000)	2
	Brian Ahern (1988)	2
	Harry Johnson (1976)	2

INNINGS PITCHED

1	Brian Ahern (1989)	142.2
2	Sam Swanger (1976)	137.2
3	Justin Pope (2001)	123.1
4	Brandon Turner (1990)	122.0
5	Jason Arnold (2001)	118.2
6	Laurence Heisler (1991)	117.0
7	Tommy Novak (1985)	115.2
8	Tommy Novak (1986)	115.1
9	Jimmy Still (1991)	113.2
10	Tim Bascom (2005)	113.1

HITS ALLOWED

1	Brandon Turner (1990)	135
2	David Goins (1989)	131
3	Tommy Novak (1985)	130
4	Brian Ahern (1989)	125
5	Casey Kennedy (2000)	124
	Laurence Heisler (1991)	124
7	Justin Pope (1999)	118
8	Justin Pope (2000)	117
9	Jimmy Still (1991)	116
	Brian Ahearn (1987)	116
	Rich Polak (1987)	116

RUNS ALLOWED

1	Brian Ahern (1987)	76
2	Troy Satterfield (1999)	73
3	Rich Polak (1987)	72
4	John Flynn (1983)	70
5	Tommy Novak (1985)	69
	Justin Pope (1999)	69
	Sam Swanger (1976)	69
8	Brad Busbin (2001)	67
9	David Goins (1989)	66
10	Russ Manion (1985)	64
	Paul D'Amico (1978)	64

WALKS ALLOWED

1	Sam Swanger (1976)	72
2	Paul D'Amico (1978)	64
3	John Flynn (1983)	60
4	Brian Ahern (1987)	59
5	John Groth (1984)	57
6	Will Saxton (2022)	55
	Jeff Colton (1985)	55
	Timmy Novak (1985)	55
9	Brian Ahern (1989)	54
10	Todd Bellhorn (1997)	52

STRIKEOUTS

1	Justin Pope (2001)	158
2	Jason Arnold (2001)	150
3	Sam Swanger (1976)	129
4	Matt Fox (2004)	125
	Brian Ahern (1989)	125
6	Tim Bascom (2005)	113
7	Travis Held (1997)	110
8	Kyle Bono (2004)	107
9	Justin Pope (2000)	103
10	Ben Lively (2013)	101

STRIKEOUTS PER NINE INN. (MIN 1 IP/TEAM GAME)

1	Jason Arnold (2000)	15.73
2	Thad Ward (2018)	11.94
3	Kyle Bono (2003)	11.85
4	Jason Arnold (1999)	11.77
5	Travis Held (1998)	11.76
6	Justin Pope (2001)	11.53
7	Mitch Houck (2008)	11.41
8	Jason Arnold (2001)	11.38
9	Von Stertzbach (2002)	11.13
10	Jason Schlutt (1992)	11.09

HOME RUNS ALLOWED

1	Travis Held (1997)	13
2	Matt Lubozynski (1997)	12
	Troy Satterfield (1999)	12
	Dom Stagliano (2024)	12
	Sam Swanger (1976)	12
6	Caleb Graham (2009)	10
	David Rankin (1999)	10
	Justin Pope (1999)	10
9	Ruddy Gomez (2023)	9
	Jacob Marlowe (2023)	9
	Ben Vespi (2022)	9
	Chris Williams (2018)	9
	Cre Finfrock (2015)	9
	Tim Bascom (2005)	9
	Ray Rodriguez (2005)	9
	Justin Pope (2000)	9
	Casey Kennedy (2000)	9

LOSSES

1	Sam Swanger (1976)	10
2	Brian Adkins (2013)	8
	Bryan Brown (2009)	8
	Tim Reigert (1996)	8
	Mike Halperin (1994)	8
	Brian Ahern (1987)	8
	John Flynn (1983)	8
8	Jaeger Good (2009)	7
	Jimmy Still (1993)	7
	Joe Wagner (1992)	7
	Brandon Turner (1988)	7

SAVES

1	Joe Rogers (2012)	13
2	Jason Arnold (1998)	12
3	Bryce Tucker (2017)	12
	Joe Rogers (2011)	9
	Justin Weiss (2007)	9
6	Kyle Kramer (2023)	8
	David Litchfield (2021)	8
	Joe Rogers (2010)	8
	Dominic Petracca (2006)	8
	Zach Sutton (2002)	8
	Jason Arnold (1999)	8
	Jason Schlutt (1993)	8
	Brian Huie (1991)	8

APPEARANCES

1	Kyle Kramer (2024)	34
	Jason Schlutt (1993)	34
3	Roman Madrid (2012)	32
	Zac Favre (2013)	32
5	Joe Rogers (2012)	31
6	Harrison Hukari (2015)	30
	Trent Thompson (2014)	30
	Garrett Westberg (2019)	30
9	Billy McKay (2021)	29
	Parker Thomas (2014)	29
	Brian Huie (1991)	29

RELIEF APPEARANCES

1	Kyle Kramer (2024)	34
2	Roman Madrid (2012)	32
	Jason Schlutt (1993)	32
	Zac Favre (2013)	32
5	Garrett Westberg (2019)	30
6	Billy McKay (2021)	29
	Harrison Hukar (2015)	29
	Brian Huie (1991)	29
9	Eric Hepple (2018)	28
	Dominic Petracca (2005)	28
	Jason Arnold (1998)	28

CAREER HITTING TOP-10

BATTING AVERAGE (MIN. 300 AB)

1	Tim Barker (1984-85)	.389
2	Andy Johnson (1998-01)	.387
3	Ernest Martinez (1990-91)	.372
4	Jose Soto (1986-87)	.370
5	Tim Foscett (1980-83)	.363
	Shane Brown (2007-10)	.363
7	Eric Riggs (1996-98)	.362
8	Clay Timpner (2002-04)	.360
9	Sam Nattile (1980-82)	.352
10	Ty Lynch (1991-92)	.347

GAMES

1	Vince Zawaski (1985-88)	257
2	Bobby Kiser (1987-90)	243
3	Dustin Brisson (1997-00)	242
4	Dee Brown (2002-05)	239
5	Odie Koehnke (1984-87)	233
6	Ben McCabe (2019-23)	232
7	Tony Marrillia (1992-95)	231
8	Ryan Bono (2003-06)	225
	Jeremy Frost (1999-02)	225
10	Todd Bellhorn (1995-98)	219

AT-BATS

1	Bobby Kiser (1987-90)	896
2	Vince Zawaski (1985-88)	878
3	Dee Brown (2002-05)	866
4	Chris Taladay (2010-13)	854
5	Tony Marrillia (1992-95)	839
6	Ben McCabe (2019-23)	822
7	Matthew Mika (2016-19)	818
8	Dustin Brisson (1997-00)	813
9	Tim Foscett (1980-83)	796
10	Eric Kallstrom (2006-09)	752

RUNS

1	Vince Zawaski (1985-88)	236
2	Tim Foscett (1980-83)	196
3	Dee Brown (2002-05)	182
	Mike Myers (2000-02)	182
5	Dustin Brisson (1997-00)	172
6	Ben McCabe (2019-23)	171
7	Odie Koehnke (1984-87)	164
8	Bobby Kiser (1987-90)	160
9	Jeremy Frost (1999-02)	155
10	Ronnie Richardson (2010-12)	154

HITS

1	Dee Brown (2002-05)	298
2	Tim Foscett (1980-83)	289
3	Vince Zawaski (1985-88)	285
4	Bobby Kiser (1987-90)	280
5	Dustin Brisson (1997-00)	276
6	Chris Taladay (2010-13)	273
7	Tony Marrillia (1992-95)	254
8	Shane Brown (2007-10)	251
9	Ben McCabe (2019-23)	246
10	Clay Timpner (2002-04)	241

DOUBLES

1	Dustin Brisson (1997-00)	73
2	Shane Brown (2007-10)	63
3	Bobby Kiser (1987-90)	55
4	Vince Zawaski (1985-88)	54
5	Ryan Bono (2003-06)	52
6	Ben McCabe (2019-23)	50
	Chris Taladay (2010-13)	50
8	Eric Riggs (1996-98)	49
	Adam Johnson (1994-96)	49
10	Kiko Vazquez (2006-09)	47
	Mike Myers (2000-02)	47
	Tony Marrillia (1992-95)	47

TRIPLES

1	Alex Morales (1993-95)	20
	Chad Mottola (1990-92)	20
	Vince Zawaski (1985-88)	20
4	Ty Lynch (1991-92)	18
5	Tim Foscett (1980-83)	17
6	Clay Timpner (2002-04)	14
	Tim Barker (1984-85)	14
8	Kenneth Wright (1982-85)	13
9	Tyson Auer (2005-08)	12
	Mark Maloney (1985-86)	12

HOME RUNS

1	Ben McCabe (2019-23)	49
2	Chris Duffy (2007-10)	43
	Bobby Kiser (1987-90)	43
4	Dustin Brisson (1997-00)	41
5	Vince Zawaski (1985-88)	40
6	D.J. Hicks (2009-12)	36
7	Matt Bowser (1998-00)	35
8	Jeremy Frost (1999-02)	32
9	Tom Josten (2020-23)	31
10	Kiko Vazquez (2006-09)	29

RBI

1	Dee Brown (2002-05)	229
2	Vince Zawaski (1985-88)	221
3	Bobby Kiser (1987-90)	213
4	Dustin Brisson (1997-00)	200
5	Ben McCabe (2019-23)	184
6	Chris Duffy (2007-10)	182
7	D.J. Hicks (2009-12)	173
8	Matt Bowser (1998-00)	160
9	Chris Taladay (2010-13)	159
10	Jeremy Frost (1999-02)	157

TOTAL BASES

1	Vince Zawaski (1985-88)	499
2	Dustin Brisson (1997-00)	486
3	Bobby Kiser (1987-90)	474
4	Ben McCabe (2019-23)	447
5	Dee Brown (2002-05)	444
6	Chris Duffy (2007-10)	416
7	Shane Brown (2007-10)	391
8	Tim Foscett (1980-83)	381
	Chris Taladay (2010-13)	381
10	Chad Mottola (1990-92)	370

SLUGGING PERCENTAGE

1	Jonathan Griffin (2010-11)	.607
2	Ernest Martinez (1990-91)	.603
3	Dustin Brisson (1997-00)	.598
4	Matt Bowser (1998-00)	.591
5	Chris Duffy (2007-10)	.585
6	Eric Riggs (1996-98)	.573
7	Sam Nattile (1980-82)	.569
8	Vince Zawaski (1985-88)	.568
9	Shane Brown (2007-10)	.565
	Andrew Sundean (2022-24)	.565
10	Jose Soto (1986-87)	.557
	Rylan Thomas (2017-18)	.557

WALKS

1	Vince Zawaski (1985-88)	195
2	Odie Koehnke (1984-87)	171
3	Tom Josten (2020-23)	128
	Mike Josephina (1989-91)	128
	Bobby Kiser (1987-90)	128
6	Tim Foscett (1980-83)	127
7	Jim Hawkins (1980-83)	121
8	D.J. Hicks (2009-12)	113
9	Ronnie Richardson (2010-12)	111
	David Mann (2002-04)	111

HIT BY PITCH

1	Ronnie Richardson (2010-12)	65
2	Shane Brown (2007-10)	55
3	Ryan Bono (2003-06)	50
4	Kiko Vazquez (2006-09)	48
5	Rich Wallace (2000-03)	46
6	Dee Brown (2002-05)	45
7	Ben McCabe (2019-23)	44
8	Andrew Sundean (2022-24)	43
9	Tom Josten (2020-23)	40
10	James Vasquez (2012-14)	32

STRIKEOUTS

1	Ben McCabe (2019-23)	232
2	Chris Duffy (2007-10)	179
3	Tom Josten (2020-23)	176
4	Vince Zawaski (1985-88)	175
5	Tommy Williams (2012-15)	166
6	Bobby Kiser (1987-90)	163
7	Kam Gellinger (2014-17)	162
8	Lex Boedicker (2022-24)	161
9	Dustin Brisson (1997-00)	152
10	Gephry Pena (2019-22)	149
	Rylan Thomas (2017-18)	149

ON-BASE PERCENTAGE

1	Jose Soto (1986-87)	.478
2	David Mann (2002-04)	.475
3	Shane Brown (2007-10)	.464
4	Ernest Martinez (1990-91)	.462
5	Vince Cangelosi (1985)	.459
6	Ronnie Richardson (2010-12)	.455
7	Vince Zawaski (1985-88)	.453
8	Tim Foscett (1980-83)	.450
9	Tim Boeth (1998-99)	.449
	Bobby Miller (1986-87)	.449

SACRIFICE FLIES

1	Dee Brown (2002-05)	27
2	D.J. Hicks (2009-12)	19
3	Scott Loubier (1993-96)	15
4	Darnell Sweeney (2010-12)	14
	Shane Brown (2007-10)	14
6	Kiko Vazquez (2006-09)	12
7	Erik Barber (2012-15)	11
	Chris Taladay (2010-13)	11
	Mark Maloney (1985-86)	11
10	Andrew Brait (2020-24)	10
	Dustin Brisson (1997-00)	10
	Drew Butera (2003-05)	10
	Eric Riggs (1996-98)	10
	Wayne Schulz (1984-85)	10
	James Vasquez (2012-15)	10

SACRIFICE HITS

1	JoMarcos Woods (2012-14)	31
2	Odie Koehnke (1984-87)	26
3	Tim Foscett (1980-83)	25
4	Eric Kallstrom (2006-09)	24
5	Drew Butera (2003-05)	22
	Rookie Gage (1994-95)	22
	Tony Marrillia (1992-95)	22
8	Andrew Brait (2020-24)	19
	Darnell Sweeney (2010-12)	19
10	Dwayne Bailey (2007-08)	18
	Austin Johnston (2010-13)	18
	Vince Zawaski (1985-88)	18

STOLEN BASES

1	Tim Barker (1984-85)	144
2	Tim Foscett (1980-83)	92
3	Matthew Mika (2016-19)	87
4	Tyson Auer (2005-08)	80
5	Matt Ray (2004-06)	76
	Clay Timpner (2002-04)	76
7	Tim Boeth (1998-99)	70
8	Mike Myers (2000-02)	69
9	Tony Marrillia (1992-95)	68
	Vince Cangelosi (1985)	68

CAUGHT STEALING

1	Mike Josephina (1989-91)	29
2	Alex Morales (1993-95)	20
	Tony Marrillia (1992-95)	20
	Tim Foscett (1980-83)	20
5	Darnell Sweeney (2010-12)	18
	Matthew Mika (2016-19)	18
7	Erik Barber (2012-15)	17
	Ronnie Richardson (2010-12)	17
9	Tyson Auer (2005-08)	16
	Matt Ray (2004-06)	16
	Vince Cangelosi (1985)	16
	Odie Koehnke (1984-87)	16

SB PERCENTAGE (MIN. 40 ATT)

1	Dwayne Bailey (2007-08)	.930
2	Hal Staats (1977-79)	.927
3	Tim Barker (1984-85)	.917
4	Bill Halpin (1979-81)	.889
5	Mike Myers (2000-02)	.885
6	Mark Deglomine (1980-83)	.837
	Will Croud (1997-98)	.837
8	Ray Alejo (2018-19)	.836
9	Clay Timpner (2002-04)	.835
10	Tyson Auer (2005-08)	.833

CAREER PITCHING TOP-10

ERA (MIN. 100.0 IP)

1	Kyle Bono (2003-04)	1.66
2	Zach Rodgers (2014-15)	1.91
3	Jason Arnold (1998-01)	2.38
4	Brian Huie (1990-92)	2.41
5	Robby Howell (2016-17)	2.65
6	Ben Lively (2011-13)	3.06
7	Tim Bascom (2004-06)	3.10
8	Brian Scutero (1994-95)	3.12
9	John Majeski (1977-78)	3.16
	Casey Kennedy (2000)	3.16

GAMES STARTED

1	Robby Howell (2014-17)	50
	Brandon Turner (1987-90)	50
3	Brian Adkins (2010-13)	49
	Justin Pope (1999-01)	49
5	Kyle Sweat (2006-09)	48
6	Brian Ahern (1987-89)	45
7	John Flynn (1978, 81-83)	43
8	Mike Halperin (1992-94)	42
9	Matt Lubozynski (1995-98)	40
	Craig Cozart (1993-96)	40
	Jimmy Still (1989, 91-93)	40

EARNED RUNS ALLOWED

1	John Flynn (1978, 81-83)	187
2	Brandon Turner (1987-90)	160
3	Kyle Sweat (2006-09)	158
4	Brian Adkins (2010-13)	151
5	Anthony Laszaic (1988, 90-92)	138
6	Robby Howell (2014-17)	132
	Justin Pope (1999-01)	132
8	Tommy Foy (1980-83)	126
9	Jimmy Still (1989, 91-93)	121
10	Brian Ahern (1987-89)	118

BATTERS HIT

1	Jack Sinclair (2018-21)	33
2	Kyle Sweat (2006-09)	29
3	Tim Bascom (2004-06)	28
	Mitch Houck (2006-08)	28
5	Brian Brooks (2004-07)	27
	Robby Howell (2014-17)	27
7	Chris Matulis (2011-13)	26
	Bryan Brown (2009-12)	26
9	Justin Pope (1999-01)	25
10	Jay Veniard (1993-95)	23

WINS

1	Justin Pope (1999-01)	32
2	Jason Arnold (1998-01)	30
3	Brandon Turner (1987-90)	27
4	Robby Howell (2014-17)	26
5	Craig Cozart (1993-96)	24
	Brian Ahern (1987-89)	24
7	Jimmy Still (1989, 91-93)	22
8	Rich Polak (1986-89)	21
	Tommy Foy (1980-83)	21
	Ben Lively (2011-13)	21

COMPLETE GAMES

1	Brian Ahern (1987-89)	22
2	Tommy Foy (1980-83)	20
3	John Majeski (1977-78)	17
4	John Flynn (1978, 81-83)	15
5	Brandon Turner (1987-90)	13
	Tommy Novak (1985-86)	13
7	Joe Santiago (1984-85)	12
	Joe Russell (1976-77, 79-80)	12
9	Rich Polak (1986-89)	11
	Karl Hodges (1979-82)	11

WALKS ALLOWED

1	John Flynn (1978, 81-83)	157
2	Brian Ahern (1987-89)	129
3	William Jones (1979-82)	126
4	Robby Howell (2014-17)	122
5	Brandon Turner (1987-90)	116
6	John Groth (1984-85)	107
	Ben Lively (2011-13)	107
8	Mike Halperin (1992-94)	106
9	Tommy Foy (1980-83)	102
10	Joe Russell (1976-80)	99

BALKS

1	Kyle Sweat (2006-09)	11
	Matt Lubozynski (1995-98)	11
3	Tim Riegert (1993, 95-96)	8
4	Brian Gomes (1994-97)	7
5	Eric Skoglund (2012-14)	6
	Mitch Houck (2006-08)	6
	Brett Bordwine (2004-07)	6
8	Burt Clark (2001-04)	5
	Justin Pope (1999-01)	5
10	Chris Williams (2016-19)	4
	Robby Howell (2014-17)	4
	Tim Bascom (2004-06)	4
	Von Stertzbach (2000-03)	4
	Todd Bellhorn (1995-98)	4
	Elton Barks (1986-91)	4
	Anthony Laszaic (1988-90, 92)	4

LOSSES

1	Brian Adkins (2010-13)	22
2	Brandon Turner (1987-90)	21
	John Flynn (1978, 81-83)	21
4	Kyle Sweat (2006-09)	18
5	Mike Halperin (1992-94)	17
6	Brian Ahern (1987-89)	16
	Cre Finrock (2015-18)	16
	Trent Thompson (2014-17)	16
9	Robby Howell (2014-17)	15
	Jimmy Still (1989, 91-93)	15

SHUTOUTS

1	Kyle Bono (2003-04)	5
	Brian Ahern (1987-89)	5
3	Matt Fox (2002-04)	3
	Laurence Heisler (1990-91)	3
	Justin Pope (1999-01)	3
	Joe Russell (1976-77, 79-80)	3
	Sam Swanger (1976)	3
8	Tim Bascom (2004-06)	2
	David Goins (1988-89)	2
	Harry Johnson (1976)	2
	Casey Kennedy (2000)	2
	Joe Santiago (1984-85)	2

STRIKEOUTS

1	Justin Pope (1999-01)	335
2	Jason Arnold (1998-01)	330
3	Brian Ahern (1987-89)	270
4	Brandon Turner (1987-90)	258
5	Mike Halperin (1992-94)	248
6	Robby Howell (2014-17)	236
7	Von Stertzbach (2000-03)	231
8	Ben Lively (2011-13)	226
9	Tim Bascom (2004-06)	225
10	Ben Vespi (2021-24)	222

STRIKEOUTS PER NINE INN.

1	Jason Arnold (1998-01)	11.90
2	Kyle Kramer (2022-24)	11.37
3	Bryce Tucker (2016-18)	11.03
4	Mitch Houck (2006-08)	10.46
5	Kyle Bono (2003-04)	10.38
6	Travis Held (1997-98)	10.24
7	Matt Fox (2002-04)	9.82
8	Brian Huie (1990-92)	9.80
9	Ruddy Gomez (2022-23)	9.74
10	Justin Pope (1999-01)	9.73

SAVES

1	Joe Rogers (2010-12)	30
2	Jason Arnold (1998-01)	27
3	Justin Weiss (2006-09)	21
	Brian Huie (1990-92)	21
5	Kyle Kramer (2022-24)	16
6	Bryce Tucker (2016-18)	15
7	Zach Sutton (1999-02)	14
8	Dominic Petracca (2005-06)	12
	Jeffrey Hakanson (2018-20)	12
10	Chase Centala (2022-24)	10

INNINGS PITCHED

1	Brandon Turner (1987-90)	386.0
2	Brian Ahern (1987-89)	324.0
3	Tommy Foy (1980-83)	320.2
4	John Flynn (1978, 81-83)	319.2
5	Robby Howell (2014-17)	317.1
6	Justin Pope (1999-01)	310.0
7	Jimmy Still (1989, 91-93)	292.1
8	Brian Adkins (2010-13)	284.1
9	Kyle Sweat (2006-09)	283.0
10	Mike Halperin (1992-94)	277.1

HITS ALLOWED

1	Brandon Turner (1987-90)	414
2	John Flynn (1978, 81-83)	373
3	Tommy Foy (1980-83)	345
	Kyle Sweat (2006-09)	345
5	Brian Adkins (2010-13)	343
6	Justin Pope (1999-01)	332
7	Jimmy Still (1989, 91-93)	327
8	Robby Howell (2014-17)	310
9	Brian Ahern (1987-89)	307
10	Mike Halperin (1992-94)	290

HOME RUNS ALLOWED

1	Ben Vespi (2021-24)	28
2	Kyle Sweat (2006-09)	24
	Justin Pope (1999-01)	24
4	Brian Adkins (2010-13)	23
5	Dom Stagliano (2023-24)	20
6	Matt Lubozynski (1995-98)	19
	Chris Williams (2016-19)	19
8	Robby Howell (2014-17)	18
9	Cre Finrock (2015-18)	16
	Von Stertzbach (2000-03)	16
	David Rankin (1999-00)	16
	Troy Satterfield (1998-99)	16
	Todd Bellhorn (1995-98)	16

RELIEF APPEARANCES

1	Kyle Kramer (2022-24)	84
2	Brian Brooks (2004-07)	82
3	Jason Arnold (1998-01)	79
4	Zach Sutton (1999-02)	78
5	Trent Thompson (2014-17)	77
6	Brian Huie (1990-92)	75
	Joe Rogers (2010-12)	75
8	Chris Williams (2016-19)	70
9	Bryan Brown (2009-12)	68
10	Justin Weiss (2006-09)	67

RUNS ALLOWED

1	John Flynn (1978, 81-83)	217
2	Brandon Turner (1987-90)	203
3	Kyle Sweat (2006-09)	194
4	Brian Adkins (2010-13)	181
5	Tommy Foy (1980-83)	176
6	Anthony Laszaic (1988-92)	175
7	Jimmy Still (1989, 91-93)	172
8	Mike Halperin (1992-94)	165
9	Justin Pope (1999-01)	159
10	Robby Howell (2014-17)	158

WILD PITCHES

1	Derek Abriolia (2004-07)	29
2	Spencer Davis (2013-15)	27
	Carmine Giardina (2007-08)	27
4	Mitch Houck (2006-08)	24
	Justin Pope (1999-01)	24
	Jason Arnold (1998-01)	24
7	Harrison Hukari (2012-16)	22
8	Cre Finrock (2015-18)	20
	Ruddy Gomez (2022-23)	20
10	Jaeger Good (2005-09)	19
	Austin Hudson (2007-09)	19
	Matt Lubozynski (1995-98)	19
	Zach Sutton (1999-02)	19

AWARD WINNERS

NATIONAL AWARDS

DIV. I ALL-AMERICA

FIRST TEAM

Jeff Hakanson, Relief	2020
<i>(Collegiate Baseball)</i>	
Chris Duffy, OF/DH	2010
<i>OF (ABCA/Rawlings, NCBWA, PING! Baseball, Yahoo! Sports) DH (Baseball America)</i>	
Matt Fox, RHP	2004
<i>(Baseball America, Collegiate Baseball)</i>	
Justin Pope, RHP	2001
<i>(Baseball America, Collegiate Baseball)</i>	

SECOND TEAM

Ben McCabe, C	2023
<i>(Collegiate Baseball)</i>	
Robby Howell, RHP	2017
<i>(Collegiate Baseball)</i>	
Zach Rodgers, RHP	2015
<i>(Collegiate Baseball)</i>	
D.J. Hicks, 1B	2012
<i>(Baseball America)</i>	
Chris Duffy, OF	2010
<i>(Collegiate Baseball)</i>	
Matt Fox, RHP	2004
<i>(ABCA/Rawlings, NCBWA)</i>	
Justin Pope, RHP	2001
<i>(ABCA/Rawlings)</i>	
Tim Barker, OF	1985
<i>(ABCA/Rawlings)</i>	

THIRD TEAM

Ben McCabe, C	2023
<i>(ABCA/Rawlings, NCBWA, Perfect Game)</i>	
D.J. Hicks, DH	2011
<i>(NCBWA)</i>	
Shane Brown, OF	2010
<i>(Collegiate Baseball)</i>	
Kyle Bono, RHP	2004
<i>(Collegiate Baseball)</i>	
Jason Arnold, RHP	2001
<i>(ABCA/Rawlings, Collegiate Baseball)</i>	
Jeremy Kurella, SS	2001
<i>(Collegiate Baseball)</i>	
Chad Mottola, RHP	1992
<i>(Baseball America)</i>	

HONORABLE MENTION

D.J. Hicks, 1B	2012
<i>(College Baseball Insider)</i>	
Joe Rogers, LHP	2012
<i>(College Baseball Insider)</i>	

DIV. II ALL-AMERICA

SECOND TEAM

Tim Foskett, OF	1983
<i>(ABCA/Rawlings)</i>	
Sam Swanger, P	1975
<i>(AACBC)</i>	

THIRD TEAM

Sam Nattile, OF	1982
<i>(ABCA/Rawlings)</i>	

DIV. I FRESHMAN ALL-AMERICA

FRESHMAN TEAM

Drew Faurot, SS	2023
<i>(Collegiate Baseball)</i>	
Andrew Sundean, C	2022
<i>(Collegiate Baseball)</i>	
Joe Sheridan, LHP	2017
<i>(Collegiate Baseball)</i>	
Rylan Thomas, 1B	2017
<i>(Collegiate Baseball)</i>	
Zac Favre, Relief	2013
<i>(Collegiate Baseball/Louisville Slugger)</i>	
Eric Skoglund, LHP	2012
<i>(Collegiate Baseball/Louisville Slugger)</i>	
Ryan Breen, C	2010
<i>(Collegiate Baseball/Louisville Slugger)</i>	
Joe Rogers, Relief	2010
<i>(Collegiate Baseball/Louisville Slugger)</i>	
Chris Taladay, 3B	2010
<i>(Collegiate Baseball/Louisville Slugger, Perfect Game, PING! Baseball)</i>	

Beau Taylor, C	2009
<i>(Collegiate Baseball/Louisville Slugger)</i>	
Taylor Meier, RHP	2004
<i>(Collegiate Baseball/Louisville Slugger)</i>	
Dee Brown, OF	2002
<i>(Collegiate Baseball/Louisville Slugger)</i>	
Clay Timpner, OF	2002
<i>(Collegiate Baseball/Louisville Slugger)</i>	
Jason Arnold, Relief	1998
<i>(Collegiate Baseball/Louisville Slugger)</i>	
Matt Bowser, 1B	1998
<i>(Collegiate Baseball/Louisville Slugger)</i>	
Mike Halperin, P	1992
<i>(Mizuno)</i>	

SECOND TEAM

Joe Sheridan, LHP	2017
<i>(Perfect Game/Rawlings)</i>	
Rylan Thomas, 1B/UT	2017
<i>1B (NCBWA, Perfect Game/Rawlings) UTIL (D1 Baseball)</i>	
Dee Brown, OF	2002
<i>(Baseball America)</i>	
Jason Arnold, Relief	1998
<i>(Baseball America)</i>	

THIRD TEAM

Beau Taylor, C	2009
<i>(PING! Baseball)</i>	

HONORABLE MENTION

Burt Clark, LHP	2001
<i>(Collegiate Baseball)</i>	
Paul Lubrano, LHP	2001
<i>(Collegiate Baseball)</i>	
Rich Wallace, DH	2000
<i>(Collegiate Baseball)</i>	

COLLEGIATE BASEBALL

PRESEASON ALL-AMERICA

Bryce Tucker, LHP	2017
-------------------	------

BASEBALL AMERICA

MIDSEASON ALL-AMERICA

Todd Bellhorn, P	1998
Justin Pope, RHP	2001
Jason Arnold, RHP	2001
Matt Fox, RHP	2004
D.J. Hicks, 1B	2012
Rylan Thomas, IF	2017

BASEBALL AMERICA MIDSEASON

FRESHMAN ALL-AMERICA

Clay Timpner, OF	2002
------------------	------

NATIONAL HITTER OF THE WEEK

D.J. Hicks, DH	4/25/2011
<i>(Collegiate Baseball)</i>	
Darnell Sweeney, IF	5/24/2010
<i>(Collegiate Baseball, Pro-Line Athletic NCBWA)</i>	
Shane Brown, IF	4/27/2009
<i>(Collegiate Baseball, Pro-Line Athletic NCBWA)</i>	
Matt Horwath, DH	5/1/2007
<i>(Pro-Line Cap/NCBWA)</i>	

COLLEGE BASEBALL INSIDER.COM

NATIONAL PLAYER OF THE WEEK

Shane Brown, IF	4/29/09
-----------------	---------

DIV. I ACADEMIC ALL-AMERICA

FIRST TEAM

Ryan Bear, 1B	2003
Chad Ehrnsberger, 2B	2001

SECOND TEAM

Matt Lubozynski, P	1997
--------------------	------

DIV. II ACADEMIC ALL-AMERICA

Mark Deglomine, IF	1981
Karl Hodges, P	1981
Tom Martin, P	1981

DIV. I ACADEMIC ALL-DISTRICT

TEAM (CSC/CoSIDA)

Andrew Brait, IF	2024
Dominic Castellano, LHP	2024
Kris Sosnowski, RHP	2024
Ben Vespi, RHP	2024
Dominic Castellano, LHP	2023
Tom Josten, IF	2023
Nick Vieira, RHP	2023
Ryan Bear, IF	2003
David Mann, DH	2002

GOLDEN SPIKES AWARD FINALIST

Chris Duffy, OF	2010
Tim Barker, OF	1985

JOHNNY BENCH AWARD FINALIST

Beau Taylor, C	2011
Ryan Bono, C	2006
Drew Butera, C	2005

NCBWA DICK HOWSER TROPHY

SEMIFINALIST

D.J. Hicks, DH	2011
Chris Duffy, OF	2010

GREG OLSEN AWARD

SEMIFINALIST

Eric Skoglund, P	2014
------------------	------

REGIONAL AWARDS

ABCA ATLANTIC REGION

COACH OF THE YEAR

Jay Bergman	1995
-------------	------

ABCA/RAWLINGS ALL-REGION

FIRST TEAM - SOUTHEAST

Ben McCabe, C	2023
---------------	------

SECOND TEAM - SOUTHEAST

Dominic Castellano, LHP	2024
-------------------------	------

FIRST TEAM - SOUTH

Zach Rodgers, RHP	2015
Tim Barker, OF	1985

SECOND TEAM - SOUTH

Dallas Beaver, C	2019
Robby Howell, P	2017

FIRST TEAM - ATLANTIC

Chris Duffy, OF	2010
Matt Fox, RHP	2004
Jason Arnold, RHP	2001
Chad Ehrnsberger, 2B	2001
Justin Pope, RHP	2001
Dustin Brisson, 1B	1999
Adam Johnson, OF	1995

SECOND TEAM - ATLANTIC

Dee Brown, OF	2005
Mark Batia, OF	1999
Todd Bellhorn, P	1998
Alex Morales, OF	1995

ALL-SOUTH REGION (DIV. II)

Tim Foskett, OF	1980
Sam Nattile, OF	1980
Warren Pickett, DH	1980
Frank Sumaczewicz, IF	1980
Jeff Rudolph, OF	1979
Cal Lingelbach, IF	1978
Jeff Rudolph, OF	1978
Hal Staats, OF	1978

CONFERENCE AWARDS

BIG 12

SECOND TEAM

Dom Stagliano, RHP	2024
--------------------	------

BIG 12

HONORABLE MENTION

Dominic Castellano, LHP	2024
Chase Centala, RHP	2024
Kyle Kramer, RHP	2024
Danny Neri, C	2024
Matt Prevesk, OF	2024

BIG 12

ALL-TOURNAMENT TEAM

Danny Neri, C	2024
---------------	------

BIG 12

NEWCOMER OF THE WEEK

Cade Boxrucker, RHP	4/1/24
---------------------	--------

THE AMERICAN

COACH OF THE YEAR

Greg Lovelady	2017
Terry Rooney	2014

THE AMERICAN

PITCHER OF THE YEAR

Robby Howell, RHP	2017
Eric Skoglund, RHP	2014

THE AMERICAN ROOKIE

POSITION PLAYER OF THE YEAR

Rylan Thomas, 1B	2017
------------------	------

THE AMERICAN ALL-CONFERENCE

FIRST TEAM

Ben McCabe, C	2023
Andrew Sundean, DH	2023
Connor Staine, P	2022
Ben Vespi, P	2022
*Jordan Rathbone, OF	2021
Matthew Mika, 2B	2019
Rylan Thomas, 1B	2018
Thad Ward, RHP	2018
Robby Howell, RHP	2017
Eli Putnam, RF	2017
Bryce Tucker, LHP	2017
Erik Barber, OF	2015
Dylan Moore, SS	2015
*Zach Rodgers, RHP	2015
Tommy Williams, 3B	2015
Eric Skoglund, RHP	2014
Tommy Williams, SS	2014

**Unanimous Selection*

SECOND TEAM

Gephry Pena, OF	2022
Andrew Sundean, C	2022
Josh Crouch, C	2021
Colton Gordon, LHP	2021
Gephry Pena, OF	2021
Ray Alejo, OF	2019
Grant Shuermann, LHP	2019
Ray Alejo, OF	2018
Dallas Beaver, UTIL	2018
Matthew Mika, 2B	2018
Tyler Osik, OF	2018
Matthew Mika, 2B	2017
Rylan Thomas, 1B	2017
Robby Howell, P	2016
Sam Tolleson, DH	2016
JoMarcos Woods, OF	2015
Dylan Moore, 2B	2014
Zach Rodgers, RHP	2014
Derrick Salberg, OF	2014
Sam Tolleson, 3B	2014
James Vasquez, 1B	2014

THIRD TEAM

Erik Barber, OF	2014
-----------------	------

FRESHMAN TEAM

*Drew Faurot, INF	2023
*Cameron Leiter, RHP	2023

**Unanimous Selection*

THE AMERICAN

ALL-TOURNAMENT TEAM

Ben McCabe, IF	2022
----------------	------

AWARD WINNERS (CONT.)

Josh Crouch, C	2021
Alex Freeland, IF	2021
Gephry Pena, OF	2021
Jordan Rathbone, OF	2021
Jordan Spicer, P	2019
James Vasquez, IF	2014

THE AMERICAN PLAYER OF THE WEEK

Andrew Sundean, C	3/20/2023
Andrew Brait, 3B	2/27/2023
Tom Josten, 2B	5/16/2022
Michael Brooks, 3B	4/25/2022
Alex Freeland, INF	4/11/2022
Ben McCabe, 1B	4/4/2022
Ben McCabe, C	2/21/2022
Alex Freeland, INF	5/3/2021
Tyler Osik, 1B/C	3/18/2019
Tyler Osik, OF	4/16/2018
Tyler Osik, OF	3/12/2018
Kyle Marsh, LF	3/6/2017
Matthew Mika, OF/3B	2/22/2016
JoMarcos Woods, OF	3/2/2015
Kyle Marsh, INF/RHP	2/23/2015
Dylan Moore, INF	2/16/2015
James Vasquez, 1B	5/19/2014
Tommy Williams, SS	4/7/2014
Sam Tolleson, DH	3/24/2014

THE AMERICAN PITCHER OF THE WEEK

Dom Stagliano, RHP	2/20/2023
David Litchfield, RHP	5/16/2022
Ben Vespi, RHP	5/2/2022
Connor Staine, RHP	3/14/2022
Connor Staine, RHP	3/7/2022
Hunter Patteson, LHP	2/28/2022
David Litchfield, RHP	2/21/2022
AJ Jones, P	5/24/2021
Colton Gordon, P	4/19/2021
AJ Jones, P	3/1/2021
Chris Williams, P	4/8/2019
Chris Williams, P	3/4/2019
Chris Williams, P	5/21/2018
Thad Ward, P	5/7/2018
Cre Finrock, P	4/23/2018
Robby Howell, P	3/20/2017
Robby Howell, P	4/18/2016
Robby Howell, P	3/7/2016
Eric Skoglund, P	4/21/2014
Ryan Meyer, P	4/14/2014
Eric Skoglund, P	4/7/2014
Eric Skoglund, P	3/24/2014
Eric Skoglund, P	3/17/2014

THE AMERICAN PRESEASON ALL-CONFERENCE

Kyle Kramer, RHP	2023
Ben Vespi, RHP	2023
Alex Freeland, SS	2022
Tom Josten, DH	2022
Gephry Pena, OF	2022
Colton Gordon, P	2021
Jack Sinclair, Relief	2021
Dalton Wingo, OF	2020
Ray Alejo, OF	2019
*Chris Williams, P	2019
Matthew Mika, 2B	2018
Joe Sheridan, P	2018
*Bryce Tucker, Relief	2018
Rylan Thomas, 1B	2018
Cre Finrock, P	2016
Matt Diorio, DH	2015
Dylan Moore, 2B	2015
Zach Rodgers, P	2015
Bret Gordon, DH	2014

*Unanimous Selection

THE AMERICAN PRESEASON PLAYER OF THE YEAR

Rylan Thomas, 1B	2018
------------------	------

THE AMERICAN - D1 BASEBALL

PRESEASON FRESHMAN OF THE YEAR

Cameron Leiter, RHP	2023
---------------------	------

C-USA PLAYER OF THE YEAR

Chris Taladay, C/IF	2013
---------------------	------

C-USA FRESHMAN OF THE YEAR

Chris Taladay, C/IF	2010
---------------------	------

C-USA PRESEASON PLAYER OF THE YEAR

D.J. Hicks, 1B/RHP	2012
--------------------	------

C-USA PRESEASON PITCHER OF THE YEAR

Tim Bascom, RHP	2006
-----------------	------

C-USA ALL-CONFERENCE FIRST TEAM

Erik Hempe, OF	2013
Chris Taladay, IF	2013
D.J. Hicks, 1B	2012
Joe Rogers, Relief	2012
Jonathan Griffin, IF	2011
Shane Brown, OF	2010
Chris Duffy, OF	2010
Kiko Vazquez, 1B	2007
Tim Bascom, RHP	2006

SECOND TEAM

Ben Lively, RHP	2013
Alex Friedrich, OF	2012
Ben Lively, RHP	2012
Ronnie Richardson, OF	2012
Travis Shreve, IF	2012
D.J. Hicks, DH/UTIL	2011
Shane Brown, IF	2009
Brandon Romans, OF	2009
Colin Arnold, OF	2008
Tyson Auer, OF	2007

FRESHMAN TEAM

Zac Favre, RHP	2013
Eric Skoglund, LHP	2012
Ben Lively, RHP	2011
Joe Rogers, LHP	2010
Darnell Sweeney, SS	2010
Chris Taladay, 3B	2010
D.J. Hicks, DH/UTIL	2009
Beau Taylor, C	2009
Chris Duffy, 3B	2007
Dave DiNatale, OF	2006
Mitch Houck, LHP	2006

C-USA ALL-TOURNAMENT TEAM

Jonathan Griffin, IF	2011
D.J. Hicks, DH	2011
Jaeger Good, RHP	2007

C-USA HITTER OF THE WEEK

Parker Webster	3/25/2013
James Vasquez	2/25/2013
Travis Shreve	4/23/2012
Darnell Sweeney	4/2/2012
Beau Taylor	5/16/2011
D.J. Hicks	4/25/2011
Darnell Sweeney	2/28/2011
Darnell Sweeney	5/23/2010
Beau Taylor	2/22/2010
Shane Brown	4/27/2009
Dwayne Bailey	2/25/2008
Matt Horwath	4/30/2007
Tyson Auer	3/19/2007
Kiko Vazquez	3/12/2007
Tyson Auer	4/3/2006
Dave DiNatale	3/20/2006

C-USA PITCHER OF THE WEEK

Ben Lively	5/19/2013
Zac Favre	3/18/2013
Caleb Graham	5/11/2010
Kyle Sweat	4/16/2007

Tim Bascom	4/10/2006
2009 PotW Not Available	

TRANS ATLANTIC

PLAYER OF THE YEAR	
Justin Pope, RHP	2001

ATLANTIC SUN

PITCHER OF THE YEAR	
Matt Fox, RHP	2004

ATLANTIC SUN

FRESHMAN OF THE YEAR	
Dee Brown, OF	2002

ATLANTIC SUN

COACH OF THE YEAR	
Jay Bergman	2001-02, 04

ATLANTIC SUN/TAAC ALL-CONFERENCE

FIRST TEAM	
Tim Bascom, RHP	2005
Dee Brown, OF	2005
Kyle Bono, RHP	2004
Dee Brown, OF	2004
Matt Fox, RHP	2004
Clay Timpner, OF	2004
Ryan Bear, OF	2003
Dee Brown, OF	2002
Mike Myers, SS	2002
Chad Ehrnsberger, 3B	2001
Jeremy Kurella, SS	2001
Justin Pope, RHP	2001
Jason Arnold, RHP	2001
Matt Bowser, 1B	2000
Dustin Brisson, 3B	2000
Jason Arnold, Relief	2000
Jason Arnold, Relief	1999
Dustin Brisson, 1B	1999
Matt Bowser, OF	1999
Jason Arnold, Relief	1998
Todd Bellhorn, RHP	1998
Eric Riggs, SS	1998
Adam Johnson, OF	1995
Jay Veniard, P	1995
Alex Morales, OF	1994
Jason Schlutt, Relief	1993

SECOND TEAM

Drew Butera, C	2005
John-Michael Howell, IF	2005
Chandler Rose, IF	2004
David Mann, DH	2002
Mark Michael, RHP	2002
Mike Fox, 2B	2001
Jeremy Frost, C	2001
Mark Batia, OF	2000
Casey Kennedy, P	2000
Mike Myers, SS	2000
Tim Boeth, 2B	1999
Adam Johnson, OF	1996
Scott Loubier, DH	1996
Craig Cozart, P	1995
Brad King, DH	1995
Tony Marrillia, OF	1995
Todd Tocco, 1B	1995
Alex Morales, OF	1994
Gabby Angulo, IF	1993

THIRD TEAM

Mike Fox, 2B	2000
Justin Pope, P	2000
Rich Wallace, DH	2000
David Rankin, P	1999
Brent Spooner, C	1999
Tim Boeth, 2B	1998
Matt Bowser, 1B	1998
Dustin Brisson, 3B	1998
Will Croud, OF	1998
Todd Bellhorn, DH	1997
Matt Lubozynski, P	1997

Brad King, C	1996
Gregg Pacitti, 1B	1996

ALL-FRESHMAN TEAM

Tyson Auer	2005
Taylor Meier	2004
Matt Ray	2004
Kyle Bono	2003
Drew Butera	2003
Dave Lambert	2003
Dee Brown	2002
Clay Timpner	2002
Paul Lubrano	2001

ATLANTIC SUN/TRANS ATLANTIC TOURNAMENT MVP

Mike Myers, IF	2002
Jeremy Kurella, IF	2001
Gregg Pacitti, OF	1997
Todd Tocco, IF	1995
Tony Marrillia, OF	1993

ATLANTIC SUN/TRANS ATLANTIC ALL-TOURNAMENT TEAM

Drew Butera, C	2004-05
Matt Ray, IF	2004-05
Dee Brown, OF	2004
Ty Hanson, IF	2002
Clay Timpner, OF	2002
Justin Pope, RHP	2001-02
Mike Myers, IF	2001-02
Von David Stertzbach, RHP	2001-02
Jason Arnold, RHP	2001
Burt Clark, LHP	2001
Chad Ehrnsberger, IF	2001
Mike Fox, IF	2001
Jeremy Kurella, IF	2001
Darryl Stephens, OF	1999
Tim Boeth, IF	1998
Dustin Brisson, IF	1998
Todd Bellhorn, OF	1997
Erik Johnson, IF	1997
Gregg Pacitti, OF	1997
Eric Riggs, IF	1997
Patrick Williamson, IF	1997
Bryan Bruce, IF	1996-97
Brad King, C	1996
Scott Loubier, DH	1996
Marco Ramirez, P	1996
Rookie Gage, 2B	1995
Andy Moser, 3B	1995
Tony Marrillia, OF	1993, 1995
Alex Morales, OF	1993, 1995
Todd Tocco, 1B	1993, 1995
Jason Schlutt, P	1993

ATLANTIC SUN/TAAC PLAYER OF THE WEEK

Dee Brown	3/14/2005
Ryan Bono	5/3/2004
Dee Brown	4/5/2004
Dee Brown	3/1/2004
Dave Lambert	5/5/2003
Adam Miller	5/20/2002
Jason Graham	5/6/2002
Dee Brown	4/15/2002
Dee Brown	4/2/2002
Chad Ehrnsberger	5/14/2001
Chad Ehrnsberger	4/9/2001
Dustin Brisson	2/28/2000
Dustin Brisson	3/22/1999
Eric Riggs	5/11/1998
Eric Riggs	4/14/1998
Scott Loubier	4/30/1996
Frank Fucile	4/16/1996
Brad King	4/2/1996

ATLANTIC SUN/TAAC PITCHER OF THE WEEK

Mike Billek	4/18/2005
Tim Bascom	3/7/2005
Matt Fox	5/24/2004

AWARD WINNERS (CONT.)

Kyle Bono	5/10/2004
Darren Newlin	4/19/2004
Kyle Bono	3/29/2004
Matt Fox	3/22/2004
Kyle Bono	3/25/2004
Matt Fox	3/1/2004
Tim Bascom	2/16/2004
Taylor Cobb	2/24/2003
Von David Stertzbach	5/20/2002
Justin Pope	4/15/2001
Justin Pope	3/19/2001
Justin Pope	3/12/2001
Justin Pope	2/26/2001
Brad Busbin	2/12/2001
Jason Arnold	2/5/2001
Casey Kennedy	2/7/2000
Jason Arnold	5/3/1999
Justin Pope	4/19/1999
Todd Bellhorn	2/17/1998
Mike Maroth	4/29/1997
Marco Ramirez	3/11/1997

ALL-SUNSHINE STATE CONFERENCE FIRST TEAM

Tim Foscett, OF	1983
Sam Nattile, OF	1982

ALL-NCAA REGIONAL COLUMBIA REGIONAL

Mike Fox, 3B	2001
Greg Good, 1B	2001
Andy Johnson, DH	2001

TALLAHASSEE REGIONAL

Jack Zyska, OF	2024
D.J. Hicks, 1B	2012
Ronnie Richardson, OF	2012
Darnell Sweeney, SS	2012
Jonathan Griffin, 1B	2011
D.J. Hicks, DH	2011
Marshall Bernhard, 3B	2004
Dee Brown, OF	2004
Drew Butera, C	2004
Matt Fox, RHP	2004
Kevin Richmond, DH	2004
Bo Hall, RHP	2002

OLIVE GARDEN CLASSIC ALL-TOURNAMENT

Matt Bowser, LF	1999
Bill Oakley, 3B	1999
David Rankin, P	1999
Will Croud, OF	1998
Matt Lubozynski, P	1998
Eric Riggs, 2B	1997-98
Brad King, C	1996
Adam Johnson, OF	1995-96
Chad Sheffer, SS	1995
Matt Wallace, C	1994
Eric Golden, 2B	1992
Ty Lynch, DH	1992
Chip Hummel, SS	1991
Marc LeClerc, DH	1990
Ernest Martinez, 3B	1990
Chad Mottola, OF	1990

DISNEY/ACC BLAST ALL-TOURNAMENT

Casey Kennedy, P	2000
Ivan Trujillo, OF	2000

ACADEMIC AWARDS

THE AMERICAN ALL-ACADEMIC

Zack Austin	2023
Andrew Brait	2020-23 (4)
Dom Castellano	2022-23 (2)
Matt Cedarburg	2023
Zach Chappell	2023
Cameron Crain	2022-23 (2)
Ruddy Gomez	2022-23 (2)
Brandon Gonsalves	2023
Tom Josten	2020-23 (4)

Kyle Kramer	2022-23 (2)
Nolan Lepkoske	2020-23 (4)
Ben McCabe	2019-23 (5)
Logan O'Donnell	2023
Riley Parker	2023
Greg Pettay	2023
John Rhys Plumlee	2023
Kyle Rossey	2023
Cole Russo	2022-23 (2)
Kris Sosnowski	2022-23 (2)
Andrew Sundean	2023
Ryan Taylor	2022-23 (2)
Ben Vespi	2021-23 (3)
Nick Vieira	2021-23 (3)
Jason Ambos	2022
Lex Boedicker	2022
Michael Brooks	2022
Cylis Cox	2022
Alex Freeland	2021-22 (2)
Zack Hunsicker	2019, 21-22 (3)
David Litchfield	2018-22 (5)
John Montes	2021-22 (2)
Brogan Napier	2022
Hunter Patteson	2020-22 (3)
Gephry Pena	2019-22 (4)
Nick Romano	2022
Ben Rushing	2019-20, 22 (3)
Connor Staine	2022
Trent Taylor	2020-22 (3)
Riley Wash	2022
Matt Archer	2020-21 (2)
Colin Flynn	2021
Colton Gordon	2020-21 (2)
AJ Jones	2021
Elijah McCormack	2021
Keegan Pulford-Thorpe	2020-21 (2)
Jordan Rathbone	2021
Kenny Serwa	2021
Jack Sinclair	2018-21 (4)
Connor Allen	2019-20 (2)
Jakob Runnels	2020
Trevor Holloway	2019-20 (2)
William McKay	2020
Ryan Saltonstall	2020
Joe Sheridan	2018, 20 (2)
Jaylyn Whitehead	2018-20 (3)
Dallas Beaver	2018-19 (2)
Griffin Bernardo	2018-19 (2)
Pedro Castellano	2019
Thomas Cheshareck	2019
Ty Crittenberger	2019
Luis Ferrer	2018-19 (2)
Anthony George	2017-19 (3)
Zach Hesel	2019
Kyle Kemp	2019
Jamarcus Lyons	2019
Matt Mika	2018-19 (2)
Chandler Robertson	2018-19 (2)
Grant Schuermann	2019
Jordan Spicer	2019
Ramon Alejo	2018
Cre Finfrock	2016-18 (3)
Jeffrey Hakanson	2018
Logan Heiser	2015-18 (4)
Eric Hepple	2018
Brandon Hernandez	2018
Michael Higgins	2018
Nicholas McCoy	2018
Tyler Osik	2018
David Phrathep	2016, 18 (2)
Adams Torres	2018
Bryce Tucker	2018
Brody Wofford	2018
Max Wood	2018
Ryan Crille	2017
Drew Faintich	2014-17 (4)
Luke Hamblin	2017
Robby Howell	2014-17 (4)
Josh Moser	2015, 17 (2)
Bryce Peterson	2017
Juan Pimentel	2016-17 (2)
Elijah Putnam	2016-17 (2)

Andy Rholoff	2017
Jordan Scheftz	2017
Campbell Scholl	2016-17 (2)
Trent Thompson	2016-17 (2)
Dillon Turney	2017
Ryan Crile	2016
Samuel Crocker	2016
Matt Diorio	2014-16 (3)
Harrison Hukari	2015-16 (2)
Bradley Rowley	2016
Eugene Vazquez	2015-16 (2)
Erik Barber	2015
Dalton Duty	2015
Tyler Hayden	2014-15 (2)
Joseph Marotta	2015
Dylan Moore	2015
Brooks Morgan	2014-15 (2)
Tanner Olson	2015
Zach Rodgers	2015
Derrick Salberg	2015
Sam Tolleson	2014-15 (2)
JoMarcos Woods	2015
Brett Gordon	2014
Tyler Martin	2014
Nathan Morris	2014
Kyle Perkins	2014
Chad Whiteaker	2014

C-USA ALL-ACADEMIC

Parker Webster	2013
Derek Luciano	2011
Kiko Vazquez	2009
Colin Arnold	2008
Mitch Houck	2008
Matt Horwath	2007
Kiko Vazquez	2007

C-USA ACADEMIC HONOR ROLL

Brian Adkins	2010-13 (4)
Ryan Breen	2012-13 (2)
Gregg Cooke	2010-13 (4)
Dale Irving	2012-13 (2)
Austin Johnston	2010-11, 13 (3)
Ben Lively	2011-13 (3)
Jeremy Matos	2012-13 (2)
Tyler Martin	2013
Alex Milne	2013
Jimmy Reed	2012-13 (2)
Chris Taladay	2010-13 (4)
Parker Webster	2013
Eric Barber	2012
Bryan Brown	2009-12 (4)
Matt Collins	2012
Chase Darhower	2012
Ray Hanson	2012
Alex Friedrich	2009-12 (4)
Harrison Hukari	2012
Chris Matulis	2012
Ryan Meyer	2012
Travis Shreve	2011-12 (2)
Eric Skoglund	2012
Ethan Smith	2012
James Vasquez	2012
Trevor Berry	2011
Alex Besaw	2010-11 (2)
J.M. Blake	2010-11 (2)
Chasen Bradford	2011
Nick Cicio	2010-11 (2)
Jeff Dally	2011
Erik Hempe	2011
Derek Luciano	2010-11 (2)
Ronnie Richardson	2010-11 (2)
Joe Rogers	2010-11 (2)
Johnny Sedlock	2010-11 (2)
Shane Brown	2007, 10 (2)
Anthony Caronia	2010
Matt Goodyear	2007, 10
D.J. Hicks	2009-10 (2)
Jake Huxtable	2009-10 (2)
Matt Manning	2008-10 (3)
Scott Robinson	2010
Keith Simon	2009-10 (2)

Kevin Vasquez	2010
Cory Weech	2008-10 (3)
Colin Arnold	2008-09 (2)
Nick Choto	2007-09 (3)
Brennan Dobbins	2008-09 (2)
Anthony Figliolia	2009
Gil Gomez	2009
Caleb Graham	2008-09 (2)
Chadd Hartman	2006-09 (4)
Kyle Mills	2008-09 (2)
Jordan Rasinski	2009
Josh Siebenaler	2008-09 (2)
Austin Smith	2009
Kyle Sweat	2008-09 (2)
Beau Taylor	2009
Kiko Vazquez	2006-09 (4)
Justin Weiss	2009
B.J. Zimmerman	2009
Stephen Branca	2008
Paul Cinder	2008
Carmine Giardina	2007-08 (2)
Mitch Houck	2007-08 (2)
Matt Lambert	2006-08 (3)
Ryan Richardson	2007-08 (2)
Bryan Bennett	2006-07 (2)
D.J. Bissell	2007
Brett Bordwine	2007
Tyler Bunnell	2006-07 (2)
Mitch Herold	2006-07 (2)
Matt Horwath	2006-07 (2)
Steve Stropp	2006-07 (2)
Taylor Cobb	2006
Jon Cooper	2006
Dave DiNatale	2006
Danny Kash	2006
Dave Lambert	2006
Ryan Williams	2006

C-USA ACADEMIC MEDAL

Nick Cicio	2010-11 (2)
Jeff Dally	2011
Gil Gomez	2009
Austin Smith	2009
Colin Arnold	2008
Matt Manning	2008
Nick Choto	2007
Tyler Bunnell	2006
Kiko Vazquez	2006

UCF HALL OF FAME

Chris Duffy	2007-10
<i>HOF Class of 2024</i>	
Kyle Bono	2003-04
<i>HOF Class of 2023</i>	
Drew Butera	2003-05
<i>HOF Class of 2019</i>	
Dee Brown	2002-05
<i>HOF Class of 2015</i>	
Justin Pope	1999-01
<i>HOF Class of 2013</i>	
Chad Mottola	1990-92
<i>HOF Class of 2008</i>	
Jason Arnold	1998-2001
<i>HOF Class of 2006</i>	
Tim Foscett	1980-83
<i>HOF Class of 2002</i>	
Cal Lingelbach	1973-78 (BSB/MBB)
<i>HOF Class of 2001</i>	
Tim Barker	1984-87
<i>HOF Class of 1999</i>	

ALL-TIME ROSTER

A		Brian Brooks	2004-07	Randy Delgatti	1980	J.J. Gonzalez	2020	Chris Jarmuz	1979-80
Rick Abel	1984-85, 87	Michael Brooks	2022	Robbie Demetree	2025-pres.	Greg Good	2000-01	Antonio Jimenez	2025-pres.
Derek Abriola	2004-07	Tom Brosche	1975-76	Andrew Deramo	2016	Jaeger Good	2006-07, 09	Tony Johns	1980
Rodney Adair	1977	Bryan Brown	2009-12	Owen Dew	2010	Matt Goodyear	2010	Adam Johnson	1994-96
Brian Adkins	2010-13	Chris Brown	2001	Buddy DeWitt	1977	Bret Gordon	2013-14	Andy Johnson	1999-01
Todd Affricano	1990-91	Dee Brown	2002-05	Matt Diorio	2014-18	Kevin Gordon	1997-98	Erik Johnson	1996-98
Carlos Agurto	1988-89	Ian Brown	2025-pres.	Dave DiNatale	2006	Caleb Graham	2008-09	Harry Johnson	1976
Brian Ahern	1987-89	Kelly Brown	1988-91	Danny Dixon	2014	Colton Gordon	2020-21	Jeff Johnson	1987-88
Ray Alejo	2017-19	Larry Brown	1973	Brennan Dobbins	2008-11	Nick Gottilla	2020-21	Randy Johnson	1981
Ryan Alkire	1992-93	Russ Brown	1985	Jaime Douglas	2003-04	Chuck Graham	1988-89	Austin Johnston	2010, 13
Cody Allen	2008	Sandy Brown	1978-79	Dave Draper	1973-74	Jason Graham	2000-02	Andrew (A.J.) Jones	2021
Russ Allen	1973	Shane Brown	2007-10	Chris Duffy	2007-10	Todd Grande	1990-91	William Jones	1979-82
Connor Allen	2019-21	Bryan Bruce	1993-94, 96-97	Dalton Duty	2014-15	Bryan Granino	2003	Mike Josephina	1989-91
Erick Almonte	2025-pres.	Joe Buccheri	1997			Mateo Gray	2025-pres.	Tom Josten	2020-23
Henry Alos	1984	William Buckley	1987	E		Brian Greif	1990	William Julio	1982
Travis Alston	1995	Tyler Bunnell	2006	Grant Eckard	1996	Austin Griffin	2016-17		
Jason Ambos	2022	Brad Busbin	2001-02	Stan Edge	1974, 76	Jonathan Griffin	2010-11	K	
Joe Amman	1994	Drew Butera	2003-05	Gary Edwards	1977	Brian Griggs	2008	Eric Kallstrom	2006-09
Matt Amman	1993-94	Craig Butler	1974-75	Chad Ehrnsberger	2001	John Groth	1984-85	Danny Kash	2006
Brad Anderson	1992	Dave Butterfield	1984	Adrian Ellis	1995	Gus Guido	1973	Scott Keller	1998-99
Tim Anderson	1981			Bill Emmons	1976	Dave Guilbert	1980	David Kelly	1999
Gabby Angulo	1991-93	C		Eric English	2007			Jeff Kelly	1976
Kiki Antonini	1991-92	Dave Cable	1984-85	Luis Escobar	1974	H		Kyle Kemp	2019
Mike Aranda	2000	Anthony Calabro	2024	Edian Espinal	2025-pres.	Eric Hagstrom	1992-93	Robert Kendall	1985-86
Matt Archer	2020-21	B.J. Calapa	1994	Andrew Estrella	2024	Jeffrey Hakanson	2018-20	Casey Kennedy	2000
Colin Arnold	2008-09	Braden Calise	2024-pres.	F		Richard Halecky	1997	Ron Kerner	1973
Jason Arnold	1998-01	Troy Campbell	1992	Drew Faintich	2014-17	Bo Hall	2002	Brad King	1994-96
Reggie Arrington	1981	Nick Campobosso	1987-88	Bruce Faison	1983	Mike Halperin	1992-94	Dylan King	2024-pres.
Tyson Auer	2005-08	Vince Cangelosi	1985	Drew Fautrot	2023	Luke Halpin	1979-81	Tom King	1979-82
Zack Austin	2023	Adrian Cardenas	1996-97	Zac Favre	2013-14	Bill Hamblin	2016-17	Bobby Kiser	1987-90
		Scott Carmichael	2001	Derek Feltner	1985-86	Ray Hanson	2011-12	Mikey Kluska	2024
		Paul Caropreso	1992	Josh Fernald	2024	Ty Hanson	2001-02	Sammy Kocol	1997
B		Mike Carpenter	1984	Mike Ferrell	1973	Steve Hargest	1974	Odie Koehnke	1984-87
Dwayne Bailey	2007-08	Nick Carrillo	2012	Mickey Ferrell	1977	Wiley Hartley	2024-pres.	Randy Kotchman	1989
Jon Ball	1992-93	Danny Casey	1982-83	Luis Ferrer	2018-19	Chadd Hartman	2006-09	Tyler Kozera	2024-pres.
Jason Bahr	2014-17	Gregg Castaldo	1991-92	Anthony Figliolia	2009	PJ Harris	2016	Nathan Kragt	2002-03
Julian Balzer	2022-24	Dominic Castellano	2022-pres.	Cre Finfrock	2015-18	Jim Hawkins	1980-81, 83	Kyle Kramer	2022-24
Erik Barber	2012-15	Pedro Castellano	2019	Jim Finnican	1977-78	Tyler Hayden	2014-17	Chase Krewson	2025-pres.
Brett Barker	1991-92	Matt Cedarburg	2023-24	Carsten Finnvoild	2024-pres.	Ryan Hearell	1994	Jeremy Kurella	2001
Tim Barker	1984-85	Chase Centala	2022-24	Dave Fischer	1991	Logan Heiser	2015-18		
Elton Barks	1989-91	Justin Cerrato	2001-02	Jim Fitzgerald	1976-78	Laurence Heisler	1990-91	L	
Gilbert Barreto	1993	Lamar Chandler	1985-86	Colin Flynn	2021	Travis Held	1997-98	Matt LaFleur	2004
Tim Bascom	2004-06	Zach Chappell	2023	John Flynn	1978, 81-83	Zack Helsel	2019-20	Jeff Lagos	1988-89
Kevin Bass	1986-89	Tom Cheshareck	2019	Jose Fontanez	1981	Erik Hempe	2011, 13	Dave Lambert	2003-06
Sam Bates	2015	Nick Choto	2007, 09	John Foran	1994-95	Jon Henry	1990	Matt Lambert	2006-07
Mark Batia	1999-00	Nick Cicio	2010-11	Tim Ford	2002-05	Eric Hepple	2015-18	Gary Landrum	1974
Spencer Bauer	2024-pres.	Michael Cimilluca	1993	Tim Foscett	1980-83	Brandon Hernandez	2018-2019	Jeff Lane	1989-90
Ryan Bear	2002-03	Burt Clark	2001-04	Matt Fox	2002-04	Mitch Herold	2006-08	Robert Lara	2008
Dallas Beaver	2017-19	James Clark	1995-96	Mike Fox	1998-01	Gary Hiatt	1979	Anthony Lariz	2025-pres.
Keith Bebout	1979	Kevin Crist	1977	Tommy Foy	1980-83	D.J. Hicks	2009, 2011-12	Stewart Laroche	1973
Billy Bechtol	1994-95	Taylor Cobb	2002-03, 05-06	Pat Frawley	1999	Michael Higgins	2017-18	Bill Larsen	1973-74
Corky Beebe	1996	Marty Coffey	1986	Charlie Frazier	1985-88	David Hodges	1983-84	Anthony Laszaic	1988-92
Ron Behe	1973-75	Russ Colberg	1976	Alex Freeland	2021-22	Karl Hodges	1979-82	Curtis Latzo	1988-89
Drew Bellis	2025-pres.	Chris Colella	2001	Brian Freeland	1998-00, 02	Randy Hodges	1981	Chris Law	1991
Todd Bellhorn	1995-98	Matt Collins	2011-12	Alex Friedrich	2010-12	O.T. Holden	1982-84	Rich Lawrence	1993-95
Kyler Bender	2006	Jeff Colton	1985-86	Jeremy Frost	1999-02	Jeff Holland	1987-88	Brent Laycock	1983-84
Bryan Bennett	2006-07	Jeff Conner	1997	Frank Fucile	1993-94, 96-97	Trevor Holloway	2019-20	Mark LeClerc	1990
Zack Bennett	2021-24	Jon Cooper	2003-04			Bryan Holzworth	1984-85	P.J. Lehmann	2003
Jay Bergman, Jr.	1983-84	Jake Corso	2016	G		Marty Horan	1980	Cameron Leiter	2023
Griffin Bernardo	2018-19	Tom Costello	1977-78	Rookie Gage	1994-95	Charlie Horne	1974	Nolan Lepkoske	2019-23
Marshall Bernhard	2004-05	Cylix Cox	2022	Ryan Gainsford	1999	Jim Horvath	1973-76	Nate Lienard	1997
Alex Besaw	2010	George Cox	2001-02	Alex Galvan	2024-pres.	Matt Howath	2005-07	Cal Lingelbach	1974, 76, 78
George Betancourt	1994-95	Craig Cozart	1993-96	Alex Garcia	1992-93	Mitch Houck	2006-08	David Litchfield	2018-22
Scott Biernacki	1997	Jeff Craft	1985	Eddy Garcia	1992-93	Alan Howe	1988	Albert Little	1994
Mike Billek	2003-05	Cameron Crain	2022-24	Wayne Gardner	1979-82	Kenny Howe	1982-83	Ben Lively	2011-13
D.J. Bissell	2007	Ryan Crile	2016-17	Shane Garrett	1998	John-Michael Howell	2005	Rett Locke	1981
Dan Bitters	1988	Ty Crittenberger	2019	Mel Gattis	1974-75	Robby Howell	2014-17	Carmen Lombardo	1986
Dan Blue	1985	Sam Crocker	2016	Pete Gavillan	1999-00	Charlie Hrabovsky	1990	Ramon Lopez	1976-77
Logan Blum	2016	Jim Crone	1987-90	Gary Gawrych	1983	Curran Hubbard	1984-85	James Lordi	2025-pres.
Lex Boedicker	2022-pres.	Josh Crouch	2020-21	Kam Gellinger	2014-17	Pat Hubbard	1990-91	Scott Loubier	1993-96
Tim Boeth	1998-99	Will Croud	1997-98	Anthony George	2016-19	Austin Hudson	2007-09	Matt Lubozynski	1995-98
Vince Bonanni	2021	Steve Crutcher	1974-75	Cesar Geronimo	1994	Brian Huie	1990-92	Paul Lubrano	2001-02
Kyle Bono	2003-04	Raul Cruz	2000	Carmine Giardina	2007-08	Harrison Hukari	2012-16	Derek Luciano	2010-11
Ryan Bono	2003-06			Bob Gierke	1984	Chip Hummel	1990-91	Chad Luensmann	2020
Brett Bordwine	2004, 06-07	D		Sheldon Gill	1993	Zack Hunsicker	2019-22	Ryan Lujan-Leonard	2016
Ed Bowen	1976	Mike D'Amico	1974	Rob Gladwin	1994-95	Bridger Hunt	2004	Ty Lynch	1991-92
Matt Bowser	1998-00	Paul D'Amico	1977-78	David Goins	1988-89	Brad Hurd	1976	Jay Lyons	2019
Cade Boxrucker	2024	Jeff Dally	2011	Jaxon Goldberg	2024	Jake Huxtable	2009	Keith Lyttle	1987-88
Brennan Bozeman	2016-17	Andrew Daly	2003	Eric Golden	1991-94	Rick Hyatt	1977-78		
Andrew Brait	2020-24	Chase Darhower	2013	Steve Golden	1994-96			M	
Chase Bradford	2010-11	Danny Davis	2013	Brian Gomes	1994-97	I		Mike MacDonald	1990
Robert Braleski	2003	Spencer Davis	2013-15	Ruddy Gomez	2009	Jay Isler	1975-76	Mike MacGeorge	1981
Stephen Branca	2008	Rick Dawkins	1973	Brandon Gonsalves	2023	J		Pete MacLaughlan	1973-74
Henry Bransom	1978	Joe Dawson	1984-85	Abe Gonzalez	2001	Keith Jackson	1988	Burgess MacNamara	1992
Ryan Breen	2010-13	Mark Deglomine	1980-83			Tory Jacobson	1991-92	Roman Madrid	2012
Dustin Brisson	1997-00							Kendrey Maduro	2025-pres.
Terry Broderick	1984								

ALL-TIME ROSTER (CONT.)

John Majeski	1977-78	Darren Newlin	2004-05	Sam Rixie	1973	Jose Soto	1986-87	Rich Wallace	2000-03
Mark Maloney	1985-86	Tim Norvell	1988-90	Marc Roberts	1991	Jordan Spicer	2018-2019	Keith Walsh	1999
Russ Manion	1985-86	Tom Novak	1985-86	Chandler Robertson	2018-19	Ben Spitale	1984	Jim Walters	1986-87
David Mann	2002-04	Garrett Nuss	2012	Corey Robinson	2023-24	Brent Spooner	1999	Zachary Wattman	2016
David Manning	1991			Zach Rodgers	2014-15	Hal Staats	1977-79	Thad Ward	2016-18
Matt Manning	2008, 10	O		Alex Rodriguez	2025-pres.	Dom Stagliano	2023-pres.	Mike Waresak	1983
Steve Manthey	1983-84	Jeff O'Dell	1983	Ray Rodriguez	2005	Connor Staine	2022	Riley Wash	2022
Rick Marcello	1983-84	Logan O'Donnell	2023	Joe Rogers	2010-11	Malcomb Stanchfield	1977	Payton Waters	2025-pres.
Jesse Marlo	2000	Michael O'Shaughnessy	1979	Eddie Rojas	1997	Carter Stanford	2025-pres.	Jay Weaver	1995-96
Jacob Marlowe	2022-23	Bill O'Toole	1987-89	Andy Rohloff	2016-17	Brian Steenson	2000, 02-03	Jackson Webb	2018
Joe Marotta	2014-15	Bill Oakley	1998-01	Nick Romano	2020-23	Darryl Stephens	1998-00	Parker Webster	2013
Mike Maroth	1996-98	John Ogden	1997	Brandon Romans	2007-09	Von David Stertzbach	2000-03	Cory Weech	2009
Tony Marillia	1992-95	Tanner Olson	2014-15	Vinnie Rosace	2014	Jimmy Still	1989, 91-93	Carey Weeden	1995-96
Kyle Marsh	2015-17	Sean Ordway	1991-93	Chandler Rose	2004-05	Dan Stillman	2000	Justin Weiss	2007-09
Tom Martin	1980-81	Noah Orlando	2020-22	Butch Round	1979-81	Evan Stobbs	2008-09	Clay Wells	1997
Tyler Martin	2014-17	Dean Orr	1979	DeAmez Ross	2025-pres.	Dakota Stone	2025-pres.	Clint Wells	2000-02
Eric Martinez	1991	Julio Ortiz	1992	Keyle Rossy	2023-24	Mark Stowe	1999-00	Craig Wells	1987
Ernest Martinez	1990-91	Tyler Osik	2018-19	Brad Rowley	2015-17	Jeff Strange	1983-84	William Wells	1985
Luis Martinez	1982			George Royal	1973-76	Dave String	1973-75	Garrett Westberg	2018-19
Billy Marzetta	1999	P		Jeff Rudolph	1977-79	Steve Stropp	2006-07	Trey Wheeler	2024-pres.
Tony Marzetta	1999	Gregg Pacitti	1996-97	Pablo Ruiz	2020-22	Dave Stuart	1977-78	Nick Whidden	2002-03
Jeremy Matos	2012-13	Stan Palm	1989-90	Jakob Runnels	2020	Keano Suarez	2023-24	Carter White	2024
John Matthews	1979-80	Jimmy Papa	1996-97	Ben Rushing	2019-22	Wayne Summers	2001-02	Chad Whiteaker	2014
Steve Matthews	1986	Riley Parker	2023	Joe Russell	1976-80	Andrew Sundean	2022-pres.	Jaylyn Whitehead	2018-20
Chris Matulis	2012-13	Mike Pastrana	1995	Tim Russell	2007-08	Frank Surmaczewicz	1979-80	Mark Whittenmore	1993
Kyle Maulbetsch	2007	Joe Patitucci	1984-85	Cole Russo	2022-24	Zach Sutton	1999-02	Camden Wicker	2025-pres.
Jeff McAndrew	1991	Hunter Patteson	2020-22			Sam Swanger	1976	Seth Wiekpking	1995-96
Ben McCabe	2019-23	Chuck Patrick	1975-76	S		Doug Swanson	1983-86	Patrick Williams	1997-98
Pat McCarty	1973	Bay Paul	1999	Derrick Salberg	2014-15	Duane Swanson	1992	Andy Williams	1988-91
Steve McClellan	1989-90	Paul Pedersen	1987-88	Ryan Saltonstall	2019-21	Kyle Sweat	2006-09	Chris Williams	2016-19
Matt McClung	2005, 07	Lonnie Peeler	1979	Russell Sandefer	2025-pres.	Darnell Sweeney	2010-12	Cy Williams	1987
Elijah McCormack	2020-21	Richard Peirce	1979-81	Rick Sanders	1989	Tim Syverson	1979-80	Isaac Williams	2025-pres.
Nick McCoy	2016-18	Gephry Pena	2019-22	Joe Santiago	1984-85			Ryan Williams	2006-07
Scott McHugh	1985-86	Gregg Perich	1976	Troy Satterfield	1998-99	T		Scott Williams	2003
Scott McLean	1975	Brian Perkins	2003	Matt Sauser	2025-pres.	Chris Taladay	2010-13	Tommy Williams	2013-15
Matt Meath	1998-01	Kyle Perkins	2014-15	Pete Saxe	1979-80	Beau Taylor	2009-11	Andrew Williamson	2024-pres.
Taylor Meier	2004, 06-07	Dan Peters	1991	William Saxton	2022	Gary Taylor	1976-77	Joey Wimpelberg	2024
Will Melby	2023	Bryce Peterson	2016-17	Jordan Savinon	2014-15	Ryan Taylor	2022-23	Dalton Wingo	2018-20
Louis Mendez	1981-83	Dominic Petracca	2005-06	Jordan Scheftz	2016-17	Trent Taylor	2020-22	Danny Winkler	2011
Matthew Menendez	2021	Jarrod Petree	2014	Jason Schlutt	1992-93	Jon Teator	1974-75	Sonny Wise	1975-76
Carlos Mendoza	1991	Greg Pettay	2023	George Schmidt	1996-97	Parker Thomas	2014-15	Brody Wofford	2018
Mike Mercadante	2004	David Phrathep	2016-19	Mike Schmit	1989	Rylan Thomas	2017-18	Max Wood	2017-18
Nick Mergo	1980	Warren Pickett	1980-82	Steve Schneider	1993	Trent Thompson	2014 -17	Tony Wolfe	1997-98
John Meskauskas	1994	Juan Pimental	2016-17	Campbell Scholl	2016-17	Jeremy Thorne	2005	Jay Wollenburg	1983
Gary Meyer	1984	Bob Pinholster	1973	Kevin Schoneboom	2025-pres.	Clay Timpner	2002-04	James Woodrow	1994
Ryan Meyer	2014-15	Allen Platt	1986-87	Grant Schuermann	2019	Kevin Tippet	1991	JoMarcos Woods	2012-15
Mark Michael	2002-03	Hayden Platt	2014	Blaine Schulte	2001-03	Todd Tocco	1992-95	Kenny Wright	1982-85
Matthew Mika	2016-19	John Rhys Plumlee	2022-23	Wayne Schulz	1984-85	Sam Tolleson	2014-16	Y	
Joe Mikler	1974-75	Rich Polak	1986-89	Jay Scott	1987-88	Damian Torino	1989-91	Shane Yncian	2006
Adam Miller	2002	Justin Pope	1999-01	Brian Scutero	1994-95	Adams Torres	2018-19	Rick Yochem	1985-86
Bobby Miller	1986-87	Jack Porter	2023	Johnny Sedlock	2010-11	David Torres	2003	Mark Young	1994
Chris Miller	1998	Major Posey	2020	Jeff See	1973-74	Dave Traglia	1973	Chris Youngberg	1998-00
Glenn Miller	1979-80	Matt Prevesk	2024-pres.	Kenny Serwa	2021	Mitchell Tripp	2015		
Mark Miller	1982-83	Courtney Propst	2005	Erik Shafer	1998-99	Ivan Trujillo	1999-00	Z	
Mike Miller	1976	Keegan Pulford-Thorp	2020-21	Brady Shannon	2023	Bryce Tucker	2016-18	Vince Zawaski	1985-88
Mitch Miller	1981-82	Eli Putnam	2016-17	Tom Sharp	1977	Dillon Turney	2016-17	Brian Zinkil	1993
Kyle Mills	2007-08	Mike Pulling	1974	Brian Shaughnessy	1988	Brandon Turner	1987-90	Steve Zurkuhlen	1976-77
Lincoln Mincks	2002-03			Chad Sheffer	1995	Greg Turner	1988-89	Jack Zyska	2024
Mike Miracle	1977-80	R		Joe Sheridan	2017-20	U			
Van Mitchell	1973	Dan Radovic	1973	Bobby Shiles	1988	Scott Underwood	1986-89		
John Montes	2021-2022	John Raleigh	1982	David Shippis	2001-02	Scott Utech	1992		
JJ Montgomery	2018	Domingo Ramirez	1976	Travis Shreve	2011-12				
Dylan Moore	2014-15	Marco Ramirez	1996	Josh Siebenaler	2008-09	V			
Ryan Moore	1993	Bob Ramsey	1975-76	Grant Siegel	2024-pres.	Dave Van Cura	1982-83		
Alex Morales	1993-95	Ryan Ramsey	2003	Liam Silvagnoli	2019	Rob Van Kirk	2000		
Carlos Morales	1988	David Rankin	1999-00	Todd Silverman	1996	Jules VanLanduyt	1992-93		
Brooks Morgan	2014-17	Jordan Rathbone	2019-21	Rick Simpson	1984	Fernando Vargas	1989		
Nathan Morris	2014	Matt Ray	2004-06	Jack Sinclair	2018-21	James Vasquez	2012-15		
Al Morton	1974	Jimmy Reed	2012	Pat Sinisgalli	1986	Eugene Vazquez	2014-16		
Andy Moser	1995-96	Todd Reese	1985-87	Jack Sirriani	1973	Kiko Vazquez	2006-09		
Josh Moser	2015-17	Fritz Reichardt	2002	Rick Skelton	1990	David Veliz	1983-84		
John Motsinger	1986-87	Glenn Reichle	1989	Skip Skelton	1976	Jay Veniard	1993-95		
Chad Mottola	1990-92	Dave Rettig	1984-85	Eric Skoglund	2012-14	Ben Vespi	2021-24		
Luke Mottola	2025-pres.	Matt Rhodes	2004-05	Jeff Sloan	1997	Najer Victor	2023-24		
Scott Muhlhan	1993-94	Glen Richardi	1991-92	Mark Smietana	2000-01	Lester Victoria	1998		
Austin Murphy	2016-17	Chuck Richardson	1977-78	Joe Smitelli	1980	Nick Vieira	2021-24		
Isaiah Musa	2018	Ronnie Richardson	2010-12	Angelo Smith	2025-pres.	Butch Vinson	1983-84		
Mike Myers	2000-02	Ryan Richardson	2007-08	Austin Smith	2009	Gregg Vogel	1976		
		Kevin Richmond	2004-05	Ethan Smith	2012				
		Scott Ridenour	2000	Maurice Smith	1982-83				
		Tim Riegert	1993-96	Robert Smith	1979-80	W			
		Brian Riggan	1986-87	Terry Smith	1980	Drake Wade	2004-05		
		Eric Riggs	1996-98	Tim Smith	1974-75	Joe Wagner	1992-93		
		Aris Rivera	2025-pres.	Esix Snead	1996-98	Kevin Wainscott	1993		
		Roland Rivera	1982	Randy Snodgrass	1986-87	David Wallace	1984		
		Donnie Rixie	1984	Kris Sosnowski	2022-pres.	Matt Wallace	1993-94		

UCF & THE MLB DRAFT

TOTAL DRAFT PICKS		126
2024		
Najer Victor, RHP	14th Rd., 412, Angels	
Chase Centala, RHP	20th Rd., 604, Marlins	
2023		
Ben McCabe, C	9th Rd., 262, Rockies	
2022		
Alex Freeland, IF	3rd Rd., 105, Dodgers	
Hunter Patteson, LHP	5th Rd., 145, Royals	
Connor Staine, RHP	5th Rd., 146, Rockies	
2021		
Colton Gordon, LHP	8th Rd., 238, Astros	
Josh Crouch, C	11th Rd., 315, Tigers	
Jack Sinclair, RHP	16th Rd., 473, Nationals	
2020 (draft shortened due to COVID-19 pandemic)		
Jeffrey Hakanson, RHP	5th Rd., 155, Rays	
2019		
Jordan Spicer, RHP	24th Rd., 729, Rockies	
Garrett Westberg, RHP	26th Rd., 786, Mariners	
Tyler Osik, IF	27th Rd., 800, White Sox	
2018		
^Thad Ward, RHP	5th Rd., 160, Red Sox	
J.J. Montgomery, RHP	7th Rd., 205, Orioles	
Bryce Tucker, LHP	14th Rd., 406, Giants	
Rylan Thomas, IF	26th Rd., 769, Reds	
Eric Hepple, RHP	27th Rd., 816, Rockies	
Cre Finrock, RHP	29th Rd., 866, Blue Jays	
2017		
Jason Bahr, RHP	5th Rd., 156, Padres	
Robby Howell, RHP	10th Rd., 287, Reds	
Jordan Schefztz, RHP	23rd Rd., 702, Indians	
Andy Rohloff, RHP	37th Rd., 1116, Giants	
2016		
Matt Diorio, OF	16th Rd., 495, Pirates	
Andrew Deramo, RHP	29th Rd., 882, Blue Jays	
2015		
^Dylan Moore, IF	7th Rd., 198, Rangers	
James Vasquez, IF	25th Rd., 745, Reds	
Mitchell Tripp, RHP	36th Rd., 1075, Reds	
2014		
^Eric Skoglund, LHP	3rd Rd., 92, Royals	
2013		
^Ben Lively, RHP	4th Rd., 135, Reds	
2012		
Joe Rogers, LHP	5th Rd., 184, Tigers	
Roman Madrid, RHP	7th Rd., 225, Padres	
^Darnell Sweeney, IF	13th Rd., 416, Dodgers	
Ronnie Richardson, OF	16th Rd., 495, Padres	
D.J. Hicks, IF	17th Rd., 520, Twins	
Matt Collins, RHP	37th Rd., 1137, Angels	
2011		
^Beau Taylor, C	5th Rd., 166, Athletics	
^Danny Winkler, RHP	20th Rd., 618, Rockies	
Jon Griffin, IF	21st Rd., 634, Diamondbacks	
^Chris Matulis, LHP	29th Rd., 890, Cardinals	
^Ronnie Richardson, OF	31st Rd., 939, Cubs	
^Chasen Bradford, RHP	35th Rd., 1062, Mets	
Derek Luciano, IF	44th Rd., 1324, Diamondbacks	
2010		
Owen Dew, RHP	21st Rd., 630, Indians	
Shane Brown, OF	23rd Rd., 715, Yankees	
Chris Duffy, OF	26th Rd., 801, Phillies	
2009		
Austin Hudson, RHP	27th Rd., 803, Mariners	
Chadd Hartman, OF	43rd Rd., 1284, Padres	
^Shane Brown, OF	47th Rd., 1425, Yankees	
2008		
Mitch Herold, LHP	16th Rd., 502, Red Sox	
Mitch Houck, LHP	17th Rd., 524, Mets	
Robert Lara, C	19th Rd., 585, Padres	
Dwayne Bailey, IF	21st Rd., 649, Angels	
2007		
Tim Bascom, RHP	4th Rd., 129, Orioles	
2006		
*Tim Bascom, RHP	6th Rd., 183, Padres	
2005		
Mike Billek, RHP	3rd Rd., 108, Cubs	
^Drew Butera, C	5th Rd., 149, Mets	
John-Michael Howell, OF	9th Rd., 264, Nationals	
Dee Brown, OF	10th Rd., 294, Nationals	
Darren Newlin, RHP	17th Rd., 511, Pirates	
Marshall Bernhard, IF	26th Rd., 776, Blue Jays	
*Taylor Cobb, RHP	42nd Rd., 1255, Devil Rays	
2004		
^Matt Fox, RHP	1st-s Rd., 35, Twins	
^Clay Timpner, OF	4th Rd., 130, Giants	
Kyle Bono, RHP	8th Rd., 245, Red Sox	
Jaime Douglas, LHP	26th Rd., 773, Angels	
2003		
Von Stertzbach, RHP	9th Rd., 270, Angels	
Ryan Bear, OF	30th Rd., 893, Marlins	
David Torres, RHP	47th Rd., 1386, Mets	
2002		
Jeremy Frost, C	10th Rd., 289, Brewers	
Jason Graham, RHP	14th Rd., 410, Tigers	
*Bo Hall, RHP	19th Rd., 559, Brewers	
George Cox, C	20th Rd., 586, Orioles	
Zach Sutton, RHP	22nd Rd., 646, Orioles	
Brad Busbin, RHP	27th Rd., 809, Phillies	
2001		
Justin Pope, RHP	1st Rd., 28, Cardinals	
Jason Arnold, RHP	2nd Rd., 63, Yankees	
*Jeremy Kurella, IF	29th Rd., 860, Phillies	
Mike Fox, IF	50th Rd., 1483, Cardinals	
2000		
Matt Bowser, OF	11th Rd., 330, Athletics	
Dustin Brisson, IF	15th Rd., 452, Red Sox	
*Jason Arnold, RHP	16th Rd., 483, Reds	
Casey Kennedy, RHP	18th Rd., 537, Dodgers	
*Dan Stillman, RHP	47th Rd., 1378, Angels	
1999		
Brent Spooner, C	12th Rd., 372, Cardinals	
*Dustin Brisson, IF	24th Rd., 736, Mets	
Tim Boeth, IF	33rd Rd., 1001, Angels	
Troy Satterfield, LHP	37th Rd., 1112, Pirates	
1998		
^Mike Maroth, LHP	3rd Rd., 85, Red Sox	
Kevin Gordon, RHP	3rd Rd., 90, Rockies	
Eric Riggs, IF	4th Rd., 126, Dodgers	
Todd Bellhorn, LHP	9th Rd., 274, Mets	
^Esix Snead, OF	18th Rd., 528, Cardinals	
Travis Held, RHP	19th Rd., 558, Cardinals	
Erik Johnson, C	21st Rd., 630, Rockies	
Lester Victoria, LHP	29th Rd., 859, Twins	
Will Croud, OF	40th Rd., 1201, Angels	
Matt Lubozynski, LHP	42nd Rd., 1261, Angels	
1997		
*Todd Bellhorn, LHP	9th Rd., 268, Giants	
1996		
Brad King, C	17th Rd., 459, Cubs	
Craig Cozart, RHP	28th Rd., 822, Giants	
Adam Johnson, LF	55th Rd., 1543, Braves	
1995		
Jay Veniard, LHP	5th Rd., 132, Blue Jays	
Alex Morales, OF	7th Rd., 187, Giants	
Brian Scutero, RHP	8th Rd., 200, Angels	
John Foran, RHP	10th Rd., 266, Tigers	
Rich Lawrence, RHP	11th Rd., 307, Reds	
Chad Sheffer, SS	14th Rd., 370, Mariners	
*Craig Cozart, RHP	42nd Rd., 1177, Braves	
1994		
Mike Halperin, LHP	10th Rd., 287, Blue Jays	
Matt Amman, CF	30th Rd., 830, Pirates	
1993		
Joe Wagner, RHP	1st-s Rd., 39, Brewers	
Jason Schlutt, LHP	7th Rd., 198, Padres	
1992		
^Chad Mottola, RF	1st Rd., 5, Reds	
Ty Lynch, 2B	26th Rd., 736, White Sox	
Gregg Castaldo, IF	29th Rd., 800, Orioles	
1990		
Jon Henry, RHP	15th Rd., 397, Twins	
1989		
Brian Ahern, RHP	5th Rd., 125, Royals	
Rich Polak, RHP	20th Rd., 517, Yankees	
1986		
Tom Novak, RHP	10th Rd., 254, Reds	
Scott McHugh, 3B	20th Rd., 512, Expos	
1985		
Tim Barker, IF	12th Rd., 296, Expos	
Kenneth Wright, RHP	32nd Rd., 787, Twins	
1983		
Jeff O'Dell, OF	12th Rd., 305, White Sox	
1982		
Sam Nattile, 3B	6th Rd., 150, Red Sox	
1979		
Jeff Rudolph, IF	25th Rd., 642, Yankees	

DRAFT PICKS BY THE NUMBERS

BY ROUND		BY ORGANIZATION	
1st	4	23rd	2
2nd	1	24th	2
3rd	5	25th	2
4th	4	26th	6
5th	10	27th	4
6th	2	28th	1
7th	5	29th	6
8th	3	30th	2
9th	5	31st	2
10th	6	32nd	1
11th	3	33rd	1
12th	3	35th	1
13th	1	36th	1
14th	4	37th	3
15th	2	40th	1
16th	4	42nd	3
17th	4	43rd	1
18th	2	44th	1
19th	3	47th	3
20th	5	50th	1
21st	4	55th	1
22nd	1		
HIGHEST PICK		BY POSITION	
Chad Mottola (1992)		C	9
1st Rd., Pick 5, Reds		1B	8
BEST DRAFT		2B	5
1998 - 10 Draft Picks		3B	3
TOP 5 ROUNDS:		SS	5
TOP 10 ROUNDS:		IF	4
TOP 15 ROUNDS:		LF	4
LAST 5 YEARS:		CF	5
LAST 10 YEARS:		OF	6
		RHP	58
		LHP	16
		DH	1

ALL-TIME RANKED RESULTS - WHEN UCF WAS NATIONALLY RANKED

All-Time Record When UCF is Ranked

*since 2000

2000 Season

#25 UCF vs. South Florida	3/28	W, 9-8
#25 UCF at Jacksonville*	3/31	W, 4-1
#25 UCF at Jacksonville*	4/1	W, 7-3
#25 UCF at Jacksonville*	4/1	W, 3-2
#23 UCF at South Florida	4/4	L, 6-2
#23 UCF vs. Stetson*	4/8	L, 13-3
#23 UCF vs. Stetson*	4/8	W, 4-2
#23 UCF vs. Stetson*	4/9	L, 7-4
#23 UCF vs. South Florida	4/18	L, 13-2
#23 UCF at Florida Atlantic*	4/21	L, 2-1
#23 UCF at Florida Atlantic*	4/22	W, 8-4 (8)
#23 UCF at Florida Atlantic*	4/22	W, 12-10
#25 UCF vs. Troy*	4/29	L, 14-7
#25 UCF vs. Troy*	4/29	W, 7-0
#25 UCF vs. Troy*	4/30	W, 9-8
#26 UCF vs. Mercer*	5/4	W, 18-2
#26 UCF vs. Mercer*	5/5	W, 7-3
#26 UCF vs. Mercer*	5/5	W, 10-4
#26 UCF vs. Campbell*	5/12	W, 5-2
#26 UCF vs. Campbell*	5/12	W, 3-1
#26 UCF vs. Campbell*	5/13	W, 9-1
#23 UCF vs. Campbell*	5/17	L, 5-0
#23 UCF vs. Georgia State*	5/18	L, 6-4
#27 UCF vs. Evansville*	5/26	W, 4-1
#27 UCF vs. #7 Florida State+	5/27	W, 9-8
#27 UCF vs. #7 Florida State+	5/28	L, 6-1
#27 UCF vs. #7 Florida State+	5/28	L, 8-1

^ A-SUN Tournament - Jacksonville, Fla.

+ NCAA Tallahassee Regional - Tallahassee, Fla.

2001 Season

#19 UCF vs. FIU	2/3	L, 6-2
#19 UCF vs. FIU	2/4	W, 9-0
#23 UCF vs. Bethune-Cookman	2/6	W, 8-4
#23 UCF vs. Southern Illinois	2/9	W, 10-1
#23 UCF vs. Southern Illinois	2/10	W, 10-4
#23 UCF vs. Southern Illinois	2/11	W, 11-3
#19 UCF at Bethune-Cookman	2/13	W, 12-1
#19 UCF vs. #24 Wake Forest	2/16	L, 6-5 (12)
#19 UCF vs. Purdue	2/17	W, 18-2
#19 UCF at #1 Rice	2/18	L, 5-1
#19 UCF at Bethune-Cookman	2/21	L, 9-6
#19 UCF vs. #11 Alabama	2/23	W, 5-1
#19 UCF vs. #11 Alabama	2/24	W, 5-2
#19 UCF vs. #11 Alabama	2/25	W, 4-3
#15 UCF vs. Saint Joseph's	3/3	W, 21-3
#15 UCF vs. Saint Joseph's	3/3	W, 9-2
#15 UCF vs. Saint Joseph's	3/5	W, 17-7
#15 UCF vs. Saint Joseph's	3/6	W, 9-3
#15 UCF vs. Western Illinois	3/8	W, 18-1
#15 UCF vs. Western Illinois	3/9	W, 12-0
#15 UCF vs. Western Illinois	3/10	W, 6-3
#14 UCF vs. IUPUI	3/14	W, 15-2
#14 UCF vs. IUPUI	3/15	W, 8-3
#14 UCF vs. Florida Atlantic*	3/17	W, 6-0
#14 UCF vs. Florida Atlantic*	3/18	W, 2-1 (13)
#14 UCF vs. Florida Atlantic*	3/18	L, 7-5 (8)
#15 UCF vs. Bethune-Cookman*	3/20	W, 7-2
#15 UCF vs. Vermont	3/21	W, 13-8
#15 UCF vs. Jacksonville*	3/24	W, 3-0
#15 UCF vs. Jacksonville*	3/24	L, 3-2
#15 UCF vs. Jacksonville*	3/25	L, 11-9
#19 UCF at Mercer*	3/30	W, 5-3
#19 UCF at Mercer*	3/31	W, 10-2
#19 UCF at Mercer*	3/31	W, 4-3 (8)
#19 UCF vs. South Florida	4/3	L, 15-5
#19 UCF at Samford*	4/6	W, 15-8
#19 UCF at Samford*	4/7	W, 7-5
#19 UCF at Samford*	4/7	W, 6-1
#18 UCF at South Florida	4/10	W, 16-9
#18 UCF vs. Campbell*	4/13	W, 3-1
#18 UCF vs. Campbell*	4/14	L, 6-2
#18 UCF vs. Campbell*	4/14	L, 6-1
#24 UCF vs. South Florida	4/17	W, 18-17
#24 UCF at Troy*	4/20	W, 9-2
#24 UCF at Troy*	4/21	W, 7-2
#24 UCF at Troy*	4/21	W, 5-4
#25 UCF at South Florida	4/24	L, 13-12 (10)
#25 UCF vs. Jacksonville State*	4/28	W, 2-1
#25 UCF vs. Jacksonville State*	4/28	W, 7-0
#25 UCF vs. Jacksonville State*	4/29	W, 3-2
#22 UCF at #8 Stetson*	5/5	W, 12-5
#22 UCF at #8 Stetson*	5/6	W, 7-3
#22 UCF at #8 Stetson*	5/6	W, 9-8
#18 UCF vs. Georgia State*	5/11	W, 12-1
#18 UCF vs. Georgia State*	5/11	W, 11-0
#18 UCF vs. Georgia State*	5/12	W, 5-2 (11)

#14 UCF vs. Troy*	5/16	W, 18-1
#14 UCF vs. Campbell*	5/17	W, 8-3
#14 UCF vs. Florida Atlantic*	5/18	W, 6-5 (10)
#14 UCF vs. Jacksonville*	5/19	L, 10-9
#14 UCF vs. Jacksonville*	5/19	W, 11-2
#14 UCF vs. Princeton+	5/25	W, 13-12 (12)
#14 UCF at #13 South Carolina+	5/26	W, 8-6
#14 UCF at #13 South Carolina+	5/27	L, 9-7
#14 UCF at #13 South Carolina+	5/27	L, 5-2

^ A-SUN Tournament - Jacksonville, Fla.

+ NCAA Columbia Regional - Columbia, S.C.

2002 Season

#20 UCF at FIU	2/1	W, 5-4
#20 UCF at FIU	2/2	L, 5-4
#30 UCF at Bethune-Cookman	2/5	L, 8-5
#32 UCF at Bethune-Cookman	2/12	L, 3-0
#32 UCF at Louisiana	2/15	L, 6-4
#32 UCF at Louisiana	2/16	L, 6-3
#32 UCF at Louisiana	2/17	L, 4-3 (10)
#27 UCF vs. South Florida+	5/31	W, 6-1
#27 UCF at #1 Florida State+	6/1	L, 7-3
#27 UCF vs. South Florida+	6/1	L, 7-2

+ NCAA Tallahassee Regional - Tallahassee, Fla.

2003 Season

#24 UCF vs. FIU	2/8	L, 8-7
#23 UCF at Bethune-Cookman	2/11	W, 1-0
#23 UCF vs. Western Kentucky	2/14	L, 4-2
#23 UCF vs. Western Kentucky	2/15	W, 6-5
#23 UCF vs. Western Kentucky	2/16	L, 4-3 (10)

2004 Season

#23 UCF at Bethune-Cookman	3/23	W, 7-6 (11)
#23 UCF vs. Stetson*	3/26	L, 10-9
#23 UCF vs. Stetson*	3/27	W, 5-3
#23 UCF vs. Stetson*	3/27	W, 5-0
#23 UCF vs. Bethune-Cookman	3/30	W, 8-0
#23 UCF at Jacksonville*	4/3	W, 10-4
#23 UCF at Jacksonville*	4/3	W, 10-9
#23 UCF at Jacksonville*	4/4	W, 9-7
#19 UCF vs. Bethune-Cookman	4/6	W, 9-1
#19 UCF at #24 Florida Atlantic*	4/9	L, 7-6
#19 UCF at #24 Florida Atlantic*	4/10	W, 8-3
#19 UCF at #24 Florida Atlantic*	4/10	L, 7-4
#26 UCF at South Florida	4/13	L, 10-4
#26 UCF vs. Belmont*	4/16	W, 3-0
#26 UCF vs. Belmont*	4/17	W, 3-0
#26 UCF vs. Belmont*	4/17	W, 2-0
#23 UCF vs. South Florida	4/20	L, 6-3
#24 UCF vs. Troy*	5/1	L, 5-0
#24 UCF vs. Troy*	5/1	W, 7-0
#24 UCF vs. Troy*	5/2	W, 7-1
#24 UCF vs. South Florida	5/4	W, 6-0
#24 UCF at #13 Clemson	5/7	L, 8-5
#24 UCF at #13 Clemson	5/8	W, 7-4
#24 UCF at #13 Clemson	5/9	W, 3-2
#19 UCF vs. Mercer*	5/14	W, 12-3
#19 UCF vs. Mercer*	5/15	L, 6-0
#19 UCF vs. Mercer*	5/15	W, 8-5
#20 UCF at #6 Notre Dame	5/18	L, 4-0
#20 UCF at #6 Notre Dame	5/19	L, 3-2
#20 UCF at Georgia State*	5/21	W, 11-0
#20 UCF at Georgia State*	5/22	W, 6-5
#20 UCF at Georgia State*	5/22	W, 10-9 (8)
#20 UCF vs. Campbell*	5/26	W, 6-5
#20 UCF vs. Gardner-Webb*	5/27	W, 10-7
#20 UCF vs. Florida Atlantic*	5/28	L, 7-4
#20 UCF vs. Troy*	5/28	L, 9-7
#20 UCF vs. #24 Oklahoma State\$	6/4	W, 7-3
#20 UCF at #16 Florida State\$	6/5	L, 3-2
#20 UCF vs. #24 Oklahoma State\$	6/5	W, 12-9 (10)
#20 UCF at #16 Florida State\$	6/6	W, 7-5
#20 UCF at #16 Florida State\$	6/6	L, 19-3

^ A-Sun Tournament - DeLand, Fla.

% NCAA Tallahassee Regional - Tallahassee, Fla.

2005 Season

#24 UCF vs. FIU	2/5	W, 3-2 (10)
#24 UCF vs. FIU	2/6	W, 3-2
#24 UCF at Bethune-Cookman	2/8	W, 7-1
#24 UCF vs. LeMoyne	2/11	W, 10-7
#24 UCF vs. LeMoyne	2/11	W, 10-3
#24 UCF vs. LeMoyne	2/12	L, 9-6
#30 UCF vs. Florida A&M	2/18	W, 10-2
#30 UCF vs. #20 Notre Dame	2/19	W, 2-1
#30 UCF vs. #20 Notre Dame	2/20	L, 4-2
#26 UCF at Bethune-Cookman	2/22	W, 6-5
#26 UCF vs. Monmouth	2/25	W, 4-1

#26 UCF vs. Monmouth	2/26	W, 6-4
#26 UCF vs. Monmouth	2/26	W, 8-3
#26 UCF at Bethune-Cookman	3/1	W, 9-2
#26 UCF vs. Siena	3/4	W, 7-3
#26 UCF vs. Siena	3/5	L, 6-0
#26 UCF vs. Siena	3/5	W, 9-2
#26 UCF vs. Siena	3/6	W, 5-2
#26 UCF vs. Saint Joseph's	3/8	W, 22-3
#26 UCF vs. Campbell*	3/11	W, 18-8
#26 UCF vs. Campbell*	3/12	W, 18-0
#26 UCF vs. Campbell*	3/12	W, 9-3
#22 UCF vs. Columbia	3/16	W, 13-2
#22 UCF vs. Columbia	3/16	W, 10-0 (7)
#22 UCF at Gardner-Webb*	3/18	W, 6-5
#22 UCF at Gardner-Webb*	3/18	L, 6-5
#22 UCF at Gardner-Webb*	3/19	W, 12-5
#20 UCF at #11 Florida	3/22	L, 17-6
#20 UCF vs. Jacksonville*	3/26	W, 4-2
#20 UCF vs. Jacksonville*	3/26	W, 5-4 (11)
#18 UCF vs. Jacksonville*	3/28	L, 9-0
#18 UCF at Stetson*	4/1	L, 10-4
#18 UCF at Stetson*	4/2	W, 18-11
#18 UCF at Stetson*	4/3	W, 14-7
#25 UCF at South Florida	4/5	W, 8-7
#25 UCF vs. Lipscomb*	4/8	W, 14-5
#25 UCF vs. Lipscomb*	4/9	L, 5-4
#25 UCF vs. Lipscomb*	4/9	W, 6-1
#26 UCF vs. South Florida	4/12	W, 10-7
#26 UCF vs. Bethune-Cookman	4/13	W, 18-2
#26 UCF at Belmont*	4/15	W, 19-2
#26 UCF at Belmont*	4/16	W, 5-0
#26 UCF at Belmont*	4/17	W, 8-0
#25 UCF at South Florida	4/19	L, 9-2
#25 UCF vs. Florida Atlantic*	4/29	L, 8-6
#25 UCF vs. Florida Atlantic*	4/30	W, 8-1
#25 UCF vs. Florida Atlantic*	5/1	L, 14-3
#27 UCF at Troy*	5/6	W, 19-8
#27 UCF at Troy*	5/7	L, 6-5
#27 UCF at Troy*	5/8	L, 8-4
#27 UCF vs. Georgia State*	5/13	W, 3-2
#27 UCF vs. Georgia State*	5/14	L, 3-2
#27 UCF vs. Georgia State*	5/15	W, 12-5
#33 UCF at Mercer*	5/19	W, 6-5
#33 UCF at Mercer*	5/20	L, 7-5 (6)
#33 UCF at Mercer*	5/21	L, 8-7
#34 UCF at Stetson*	5/25	L, 8-5
#34 UCF vs. Gardner-Webb*	5/26	W, 3-0 (10)
#34 UCF vs. Troy*	5/27	W, 5-1
#34 UCF vs. Florida Atlantic*	5/28	L, 5-3

^ A-Sun Tournament - DeLand, Fla.

2008 Season

#25 UCF vs. Jacksonville	3/4	W, 5-4
#25 UCF at Jacksonville	3/5	L, 10-5
#25 UCF vs. Monmouth	3/7	W, 10-2
#25 UCF vs. Monmouth	3/8	W, 8-4
#25 UCF vs. Monmouth	3/9	W, 5-4 (16)
#20 UCF vs. Pittsburgh	3/11	W, 8-2
#20 UCF at Stetson	3/12	W, 7-3
#20 UCF vs. Siena	3/15	W, 19-15
#20 UCF vs. Siena	3/15	W, 9-6
#20 UCF vs. Siena	3/16	W, 12-1
#16 UCF vs. Wagner	3/17	W, 6-0
#16 UCF vs. Wagner	3/18	W, 5-1
#16 UCF vs. Wagner	3/19	W, 9-3
#16 UCF at Southern Miss*	3/21	L, 8-4
#16 UCF at Southern Miss*	3/22	W, 15-4
#16 UCF at Southern Miss*	3/23	L, 10-6
#19 UCF vs. North Florida	3/25	L, 8-5
#19 UCF at FGCU	3/26	W, 8-4
#19 UCF vs. East Carolina*	3/28	W, 3-2
#19 UCF vs. East Carolina*	3/29	L, 10-2
#19 UCF vs. East Carolina*	3/30	L, 10-1
#25 UCF vs. South Florida	4/1	L, 17-4
#25 UCF vs. FGCU	4/2	L, 6-4
#25 UCF at Houston*	4/4	L, 5-3
#25 UCF at Houston*	4/5	L, 10-1
#25 UCF at Houston*	4/6	L, 14-7

2011 Season

#23 UCF vs. #20 Stetson	3/29	W, 8-2
#23 UCF vs. #20 Southern Miss*	4/1	L, 6-5
#23 UCF vs. #20 Southern Miss*	4/2	L, 13-2
#23 UCF vs. #20 Southern Miss*	4/3	L, 5-2

2012 Season

#21 UCF vs. LIU Brooklyn	2/17	W, 13-7
#21 UCF vs. LIU Brooklyn	2/18	W, 9-1
#21 UCF vs. LIU Brooklyn	2/18	W, 9-1
#19 UCF at #1 Florida	2/22	L, 8-0
#19 UCF vs. Boston College	2/24	W, 6-5

ALL-TIME RANKED RESULTS - WHEN UCF WAS NATIONALLY RANKED (CONTINUED)

#19 UCF vs. Boston College	2/25	L, 8-7	#9 UCF vs. #2 Florida	3/3	W, 4-3	#20 UCF at #8 Florida State	3/21	L, 13-3
#19 UCF vs. Boston College	2/26	W, 5-4	#9 UCF vs. #2 Florida	3/4	L, 10-2	#20 UCF vs. #18 East Carolina*	3/23	W, 9-1
#19 UCF vs. South Florida	2/28	W, 12-1	#9 UCF vs. Columbia	3/6	W, 9-1	#20 UCF vs. #18 East Carolina*	3/24	L, 12-4
#19 UCF at Bethune-Cookman	2/29	W, 8-4	#9 UCF vs. Columbia	3/7	W, 5-1	#20 UCF vs. #18 East Carolina*	3/25	L, 11-6
#19 UCF vs. Siena	3/2	W, 12-4	#9 UCF vs. Columbia	3/8	W, 9-3	#25 UCF at Memphis*	3/30	W, 7-1
#19 UCF vs. Siena	3/3	W, 6-4	#6 UCF at #11 Florida State	3/10	L, 11-8	#25 UCF at Memphis*	3/30	L, 9-0
#19 UCF vs. Siena	3/4	W, 15-2	#6 UCF at #11 Florida State	3/11	L, 15-11	#25 UCF at Memphis*	3/31	W, 9-3
#18 UCF vs. #8 Florida State	3/6	L, 7-6	#6 UCF vs. Fairfield	3/13	W, 11-1	#22 UCF vs. Stetson	4/3	W, 4-1
#18 UCF vs. #8 Florida State	3/7	L, 1-0	#6 UCF vs. Fairfield	3/14	W, 6-5	#22 UCF at UConn*	4/7	W, 10-8
#18 UCF vs. UMass	3/9	W, 16-4	#6 UCF vs. Fairfield	3/15	W, 16-10	#22 UCF at UConn*	4/8	L, 6-2
#18 UCF vs. UMass	3/10	W, 5-4	#7 UCF at Bethune-Cookman	3/17	W, 18-13	#22 UCF at UConn*	4/9	L, 7-6
#18 UCF vs. UMass	3/11	W, 2-1	#7 UCF vs. Presbyterian	3/20	W, 6-5			
#19 UCF vs. #10 Miami	3/14	L, 3-2	#7 UCF vs. Presbyterian	3/21	L, 8-6	2020 Season		8-2
#19 UCF vs. Harvard	3/16	W, 4-3	#7 UCF vs. Presbyterian	3/22	W, 18-4	#17 UCF at Bethune-Cookman	2/25	W, 6-0
#19 UCF vs. Harvard	3/17	W, 4-2	#6 UCF at Jacksonville	3/24	L, 13-9	#17 UCF vs. CSUN	2/28	W, 12-5
#19 UCF vs. Harvard	3/18	W, 6-5	#6 UCF vs. #15 Houston*	3/27	W, 9-2	#17 UCF vs. CSUN	2/29	L, 4-2
#19 UCF at South Florida	3/20	W, 6-2	#6 UCF vs. #15 Houston*	3/28	L, 7-5	#17 UCF vs. CSUN	2/29	W, 10-5
#19 UCF vs. East Carolina*	3/23	W, 2-1	#6 UCF vs. #15 Houston*	3/29	W, 4-3	#17 UCF vs. CSUN	3/1	W, 6-4
#19 UCF vs. East Carolina*	3/24	W, 10-6	#6 UCF vs. #22 Florida Atlantic	3/31	L, 11-5	#14 UCF vs. Jacksonville	3/3	W, 6-0
#19 UCF vs. East Carolina*	3/25	L, 15-6	#6 UCF at Cincinnati*	4/2	L, 4-1	#14 UCF vs. Butler	3/6	W, 2-1
#16 UCF at Florida Atlantic	3/27	W, 11-3	#6 UCF at Cincinnati*	4/3	L, 5-1	#14 UCF vs. Butler	3/7	W, 4-0
#16 UCF at Houston*	3/30	W, 8-3	#6 UCF at Cincinnati*	4/4	W, 2-1	#14 UCF vs. Butler	3/8	W, 4-1
#16 UCF at Houston*	3/31	W, 9-1	#12 UCF vs. Jacksonville	4/7	W, 6-5	#12 UCF vs. #5 Miami	3/11	L, 3-2
#16 UCF at Houston*	4/1	W, 3-1 (10)	#12 UCF vs. UConn*	4/10	L, 6-4			
#14 UCF at #13 Miami	4/4	W, 4-1	#12 UCF vs. UConn*	4/11	L, 15-1	2021 Season		1-2
#14 UCF vs. UAB*	4/6	L, 11-4	#12 UCF vs. UConn*	4/12	W, 5-1	#24 UCF vs. Florida Atlantic	2/19	L, 12-6
#14 UCF vs. UAB*	4/7	W, 7-3	#15 UCF at #6 Miami	4/15	L, 4-2	#24 UCF at Florida Atlantic	2/20	L, 20-15
#14 UCF vs. UAB*	4/8	W, 8-7	#15 UCF at Tulane*	4/17	L, 2-0	#24 UCF at Florida Atlantic	2/21	W, 15-6
#13 UCF vs. Florida A&M	4/10	W, 16-4	#15 UCF at Tulane*	4/18	W, 8-0			
#13 UCF vs. Bethune-Cookman	4/11	W, 6-2	#15 UCF at Tulane*	4/19	L, 10-0 (7)	2024 Season		3-5
#13 UCF at Southern Miss*	4/13	L, 1-0	#24 UCF vs. North Florida	4/21	L, 9-3	#20 UCF at Bethune-Cookman	4/2	W, 14-1
#13 UCF at Southern Miss*	4/14	W, 11-6	#24 UCF at East Carolina*	4/24	L, 6-5	#20 UCF vs. Kansas State*	4/5	W, 7-4
#13 UCF at Southern Miss*	4/15	W, 12-3	#24 UCF at East Carolina*	4/25	L, 3-2	#20 UCF vs. Kansas State*	4/6	L, 4-3
#10 UCF vs. Florida Atlantic	4/17	W, 12-3	#24 UCF at East Carolina*	4/26	L, 6-5	#20 UCF vs. Kansas State*	4/7	W, 5-1
#10 UCF at Tulane*	4/20	W, 1-0				#16 UCF at Stetson	4/10	L, 3-3
#10 UCF at Tulane*	4/21	W, 8-7 (12)	\$ - Mobile, Ala.			#16 UCF at West Virginia*	4/12	L, 7-6
#10 UCF at Tulane*	4/22	W, 8-6				#16 UCF at West Virginia*	4/13	L, 7-5
#7 UCF vs. Memphis*	4/27	W, 4-3	2017 Season		14-13	#16 UCF at West Virginia*	4/14	L, 11-10 (11)
#7 UCF vs. Memphis*	4/28	L, 6-5	#26 UCF at #2 Florida	2/28	L, 4-3			
#7 UCF vs. Memphis*	4/29	L, 1-0	#26 UCF vs. #2 Florida	3/1	W, 11-2			
#13 UCF at Stetson	5/2	W, 5-4 (13)	#26 UCF vs. Stony Brook	3/3	W, 7-3			
#13 UCF vs. Presbyterian	5/5	W, 8-1	#26 UCF vs. Stony Brook	3/4	W, 8-4			
#13 UCF vs. Presbyterian	5/6	L, 7-2	#26 UCF vs. Stony Brook	3/5	W, 3-2			
#13 UCF vs. Presbyterian	5/7	W, 7-2	#27 UCF vs. Bradley	3/14	W, 12-9			
#13 UCF at Marshall*	5/11	W, 8-6	#27 UCF vs. Jacksonville	3/17	W, 4-0			
#13 UCF at Marshall*	5/12	L, 9-6	#27 UCF at Jacksonville	3/18	W, 10-3			
#13 UCF at Marshall*	5/13	W, 13-6	#27 UCF at Jacksonville	3/19	L, 7-1			
#13 UCF vs. #4 Rice*	5/17	W, 8-6	#26 UCF vs. Bethune-Cookman	3/21	W, 5-4			
#13 UCF vs. #4 Rice*	5/18	L, 9-2	#26 UCF vs. Dartmouth	3/24	L, 4-3			
#13 UCF vs. #4 Rice*	5/19	L, 5-2	#26 UCF vs. Dartmouth	3/25	L, 4-1			
#16 UCF vs. UAB^	5/24	L, 15-1 (7)	#26 UCF vs. Dartmouth	3/26	W, 15-0			
#16 UCF vs. East Carolina^	5/25	W, 11-1 (8)	#27 UCF vs. Stetson	4/5	W, 5-3			
#16 UCF vs. Tulane^	5/26	W, 6-2	#27 UCF at #26 South Florida	4/7	L, 5-4			
#15 UCF vs. Missouri State%	6/1	W, 2-1	#27 UCF at #26 South Florida	4/8	L, 6-5			
#15 UCF vs. #25 Stony Brook%	6/2	W, 9-8	#27 UCF at #26 South Florida	4/9	L, 7-5			
#15 UCF vs. #25 Stony Brook%	6/3	L, 12-5	#29 UCF at Florida Atlantic	5/16	L, 9-4			
#15 UCF vs. #25 Stony Brook%	6/4	L, 10-6	#29 UCF vs. #23 South Florida	5/18	L, 7-4			
			#29 UCF vs. #23 South Florida	5/19	W, 9-1			
			#29 UCF vs. #23 South Florida	5/20	W, 3-2			
			#22 UCF vs. East Carolina^	5/23	L, 14-3			
			#22 UCF vs. Tulane^	5/25	W, 8-3			
			#22 UCF vs. South Florida^	5/26	W, 12-0			
			#22 UCF vs. East Carolina^	5/26	L, 4-0			
			#24 UCF vs. #27 Auburn%	6/2	L, 7-4			
			#24 UCF at #16 Florida State%	6/3	L, 6-1			
^ The American Championship - Clearwater, Fla.								
% NCAA Tallahassee Regional - Tallahassee, Fla.								
2013 Season 1-3								
#30 UCF vs. Bethune-Cookman	5/1	W, 8-1	#22 UCF vs. East Carolina^	5/26	L, 4-0			
#30 UCF at #9 Florida State	5/3	L, 4-2	#24 UCF vs. #27 Auburn%	6/2	L, 7-4			
#30 UCF at #9 Florida State	5/4	L, 6-1						
#30 UCF at #9 Florida State	5/5	L, 5-4						
2014 Season 7-4								
#22 UCF vs. Rutgers*	4/25	W, 3-1	2018 Season	22-11				
#22 UCF vs. Rutgers*	4/26	W, 4-3 (13)	#22 UCF vs. #15 Virginia	2/16	W, 6-3			
#22 UCF vs. Rutgers*	4/27	W, 10-3	#22 UCF vs. Rice	2/17	L, 5-4			
#18 UCF at #13 Houston*	5/2	W, 4-3	#22 UCF vs. Samford	2/18	L, 5-4			
#18 UCF at #13 Houston*	5/3	L, 4-3	#24 UCF at Stetson	2/20	L, 1-0			
#18 UCF at #13 Houston*	5/4	L, 5-3	#24 UCF vs. Savannah State	2/23	W, 4-0			
#26 UCF vs. Florida Atlantic	5/6	L, 1-0	#24 UCF vs. Savannah State	2/24	W, 6-0			
#26 UCF at Florida Atlantic	5/7	W, 4-1	#24 UCF vs. Savannah State	2/25	W, 15-4			
#26 UCF vs. Presbyterian	5/9	W, 10-0	#23 UCF at Bethune-Cookman	2/27	W, 6-1			
#26 UCF vs. Presbyterian	5/10	L, 6-3	#23 UCF vs. Wagner	3/2	W, 6-3			
#26 UCF vs. Presbyterian	5/11	W, 11-2	#23 UCF vs. Wagner	3/3	W, 10-8			
			#23 UCF vs. Wagner	3/4	W, 12-0			
2015 Season 26-19			#23 UCF vs. #1 Florida	3/6	W, 9-7			
#22 UCF vs. Siena	2/13	W, 4-1	#23 UCF at #1 Florida	3/7	W, 4-2			
#22 UCF vs. Siena	2/14	W, 13-4	#23 UCF vs. Siena	3/10	W, 1-0			
#22 UCF vs. Siena	2/15	W, 11-0	#23 UCF vs. Siena	3/10	W, 2-0			
#22 UCF vs. Bethune-Cookman	2/18	W, 10-2	#23 UCF vs. Siena	3/11	W, 10-8			
#22 UCF vs. #15 Arkansas\$	2/20	W, 9-5	#19 UCF vs. Bradley	3/13	W, 6-5			
#22 UCF vs. #11 Maryland\$	2/21	W, 7-6	#19 UCF vs. Miami	3/14	L, 4-3			
#22 UCF at South Alabama\$	2/22	W, 7-5	#19 UCF vs. Chicago State	3/16	W, 10-0			
#15 UCF at Bethune-Cookman	2/25	W, 18-8	#19 UCF vs. Chicago State	3/17	W, 20-1			
#15 UCF vs. #18 Ole Miss	2/27	W, 5-4	#19 UCF vs. Chicago State	3/18	W, 8-0			
#15 UCF vs. #18 Ole Miss	3/1	W, 3-2 (7)	#20 UCF at #8 Florida State	3/20	L, 6-4			
#15 UCF vs. #18 Ole Miss	3/1	L, 4-3						

ALL-TIME RANKED RESULTS - RANKED VS. RANKED

All-Time Record - Ranked vs. Ranked

*since 2000

2000 Season

#27 UCF at #7 Florida State\$	5/27	W, 9-8
#27 UCF at #7 Florida State\$	5/28	L, 6-1
#27 UCF at #7 Florida State\$	5/29	L, 5-1

\$ NCAA Tallahassee Regional - Tallahassee, Fla.

2001 Season

#19 UCF vs. #24 Wake Forest	2/16	L, 6-5 (12)
#19 UCF at #1 Rice	2/18	L, 5-1
#19 UCF vs. #11 Alabama	2/23	W, 5-1
#19 UCF vs. #11 Alabama	2/24	W, 5-2
#19 UCF vs. #11 Alabama	2/25	W, 4-3
#22 UCF at #8 Stetson*	5/5	W, 12-5
#22 UCF at #8 Stetson*	5/6	W, 7-3
#22 UCF at #8 Stetson*	5/7	W, 9-8
#14 UCF at #13 South Carolina%	5/26	W, 8-6
#14 UCF at #13 South Carolina%	5/27	L, 9-7
#14 UCF at #13 South Carolina%	5/27	L, 5-2

% NCAA Columbia Regional - Columbia, S.C.

2002 Season

#27 UCF at #1 Florida State&	6/1	L, 7-3
------------------------------	-----	--------

& NCAA Tallahassee Regional - Tallahassee, Fla.

2004 Season

#19 UCF at #24 Florida Atlantic*	4/9	L, 7-6
#19 UCF at #24 Florida Atlantic*	4/10	W, 8-3
#19 UCF at #24 Florida Atlantic*	4/11	L, 7-4
#24 UCF at #13 Clemson	5/7	L, 8-5
#24 UCF at #13 Clemson	5/8	W, 7-4
#24 UCF at #13 Clemson	5/9	W, 3-2
#20 UCF at #6 Notre Dame	5/18	L, 4-0
#20 UCF at #6 Notre Dame	5/19	L, 3-2
#20 UCF vs. #24 Oklahoma State#	6/4	W, 7-3
#20 UCF at #16 Florida State#	6/5	L, 3-2
#20 UCF vs. #24 Oklahoma State#	6/5	W, 12-9 (10)
#20 UCF at #16 Florida State#	6/6	W, 7-5
#20 UCF at #16 Florida State#	6/6	L, 19-3

NCAA Tallahassee Regional - Tallahassee, Fla.

2005 Season

#30 UCF vs. #20 Notre Dame	2/19	W, 2-1
#30 UCF vs. #20 Notre Dame	2/20	L, 4-2
#20 UCF at #11 Florida	3/22	L, 17-6

2011 Season

#23 UCF vs. #20 Stetson	3/29	W, 8-2
#23 UCF vs. #20 Southern Miss*	4/1	L, 6-5
#23 UCF vs. #20 Southern Miss*	4/2	L, 13-2
#23 UCF vs. #20 Southern Miss*	4/3	L, 5-2

2012 Season

#19 UCF at #1 Florida	2/22	L, 8-0
#18 UCF vs. #8 Florida State	3/6	L, 7-6
#18 UCF vs. #8 Florida State	3/7	L, 1-0
#19 UCF vs. #10 Miami	3/14	L, 3-2
#14 UCF at #13 Miami	4/4	W, 4-1
#13 UCF vs. #4 Rice*	5/17	W, 8-6
#13 UCF vs. #4 Rice*	5/18	L, 9-2
#13 UCF vs. #4 Rice*	5/19	L, 5-2
#15 UCF vs. #25 Stony Brook@	6/2	W, 9-8
#15 UCF vs. #25 Stony Brook@	6/3	L, 12-5
#15 UCF vs. #25 Stony Brook@	6/4	L, 10-6

@ NCAA Coral Gables Regional - Coral Gables, Fla.

2013 Season

#30 UCF at #9 Florida State	5/3	L, 4-2
#30 UCF at #9 Florida State	5/4	L, 6-1
#30 UCF at #9 Florida State	5/5	L, 5-4

2014 Season

#18 UCF at #13 Houston*	5/2	W, 4-3
#18 UCF at #13 Houston*	5/3	L, 4-3
#18 UCF at #13 Houston*	5/4	L, 5-3

2015 Season

#22 UCF vs. #15 Arkansas	2/20	W, 9-5
#22 UCF vs. #11 Maryland	2/21	W, 7-6
#15 UCF vs. #18 Ole Miss	2/27	W, 5-4
#15 UCF vs. #18 Ole Miss	3/1	W, 3-2 (7)
#15 UCF vs. #18 Ole Miss	3/1	L, 4-3
#9 UCF vs. #2 Florida	3/3	W, 4-3
#9 UCF at #2 Florida	3/4	L, 10-2
#6 UCF at #10 Florida State	3/10	L, 11-8

#6 UCF at #10 Florida State	3/11	L, 15-11
#6 UCF vs. #15 Houston*	3/27	W, 9-2
#6 UCF vs. #15 Houston*	3/28	L, 7-5
#6 UCF vs. #15 Houston*	3/29	W, 4-3
#6 UCF vs. #22 Florida Atlantic	3/31	L, 11-5
#15 UCF at #6 Miami	4/15	L, 4-2

2017 Season

#26 UCF at #2 Florida	2/28	L, 4-3
#26 UCF vs. #2 Florida	3/1	W, 11-2
#27 UCF at #26 South Florida*	4/7	L, 5-4
#27 UCF at #26 South Florida*	4/8	L, 6-5
#27 UCF at #26 South Florida*	4/9	L, 7-5
#29 UCF vs. #23 South Florida*	5/18	L, 7-4
#29 UCF vs. #23 South Florida*	5/19	W, 9-1
#29 UCF vs. #23 South Florida*	5/20	W, 3-2
#24 UCF vs. #27 Auburn\$	6/2	L, 7-4
#24 UCF at #16 Florida State\$	6/3	L, 6-1

\$ NCAA Tallahassee Regional - Tallahassee, Fla.

2018 Season

#22 UCF vs. #15 Virginia	2/16	W, 6-3
#23 UCF vs. #1 Florida	3/6	W, 9-7
#23 UCF at #1 Florida	3/7	W, 4-2
#20 UCF at #8 Florida State	3/20	L, 6-4
#20 UCF at #8 Florida State	3/21	L, 13-3
#20 UCF at #23 East Carolina*	3/23	W, 9-1
#20 UCF at #23 East Carolina*	3/24	L, 12-4
#20 UCF at #23 East Carolina*	3/25	L, 11-6

2020 Season

#12 UCF at #5 Miami	3/11	L, 3-2
---------------------	------	--------

ALL-TIME RANKED RESULTS - UNRANKED VS. RANKED

All-Time Record - Unranked vs. Ranked

*since 1999

1999 Season

UCF vs. #29 South Alabama	1/30	W, 6-3
UCF vs. #4 Rice	1/31	L, 8-1
UCF at #8 LSU	2/27	L, 18-4
UCF at #8 LSU	2/28	L, 5-2
UCF vs. #8 Florida Atlantic*	5/1	L, 18-7
UCF vs. #8 Florida Atlantic*	5/2	L, 7-1
UCF vs. #8 Florida Atlantic*	5/3	W, 5-4
UCF vs. #8 Florida Atlantic^	5/20	W, 7-4

2000 Season

UCF vs. #20 North Carolina	1/28	L, 9-6
UCF vs. #21 Wake Forest	1/29	W, 5-4
UCF vs. #24 Clemson	1/30	W, 5-0
UCF at #5 Alabama	2/25	W, 8-5
UCF at #5 Alabama	2/26	L, 18-4
UCF at #5 Alabama	2/27	L, 10-5
UCF vs. #11 LSU	3/3	W, 14-13
UCF vs. #11 LSU	3/4	L, 11-4
UCF vs. #11 LSU	3/5	L, 4-1

2003 Season

UCF vs. #15 Florida Atlantic*	4/18	W, 8-3
UCF vs. #15 Florida Atlantic*	4/19	L, 9-0
UCF vs. #15 Florida Atlantic*	4/20	L, 7-1

2004 Season

UCF vs. #2 LSU	2/13	L, 4-3 (10)
UCF vs. #2 LSU	2/14	L, 17-4
UCF vs. #2 LSU	2/15	W, 6-5 (10)

2006 Season

UCF vs. #13 Florida	3/14	L, 10-3
UCF at #23 Tulane*	4/14	L, 5-1
UCF at #23 Tulane*	4/15	W, 9-2
UCF at #23 Tulane*	4/16	L, 7-6
UCF vs. #1 Rice*	4/28	L, 2-0
UCF vs. #1 Rice*	4/29	L, 2-1
UCF vs. #1 Rice*	4/30	L, 6-3
UCF at #10 Houston*	5/5	L, 10-5
UCF at #10 Houston*	5/6	L, 6-2
UCF at #10 Houston*	5/7	L, 5-2

2007 Season

UCF vs. #15 TCU	2/9	L, 10-1
UCF vs. #15 TCU	2/10	L, 12-1
UCF vs. #15 TCU	2/11	W, 8-6
UCF at #17 Florida	4/10	W, 6-2
UCF at #6 Rice*	4/20	L, 10-1
UCF at #6 Rice*	4/21	L, 4-2
UCF at #6 Rice*	4/22	L, 8-0
UCF vs. #28 Stetson	5/2	L, 10-7
UCF at #28 Stetson	5/8	W, 14-3
UCF at #30 East Carolina*	5/11	L, 8-6
UCF at #30 East Carolina*	5/12	L, 8-7
UCF at #30 East Carolina*	5/13	L, 13-8
UCF vs. #2 Rice^	5/23	L, 16-6

^ Conference USA Championship - Greenville, N.C.

2008 Season

UCF vs. #5 Missouri	2/25	W, 10-9 (7)
UCF vs. #4 Rice*	4/25	W, 4-2
UCF vs. #4 Rice*	4/26	L, 4-3
UCF vs. #4 Rice*	4/27	L, 7-6
UCF at #27 Tulane*	5/2	L, 5-2
UCF at #27 Tulane*	5/3	L, 6-1
UCF at #27 Tulane*	5/4	W, 12-1 (7)

2009 Season

UCF at #1 LSU	2/27	L, 13-4
UCF at #1 LSU	2/28	L, 11-2
UCF at #1 LSU	3/1	L, 16-0
UCF vs. #25 Florida	3/18	L, 7-3
UCF at #23 East Carolina*	3/20	L, 26-1
UCF at #23 East Carolina*	3/21	L, 13-3
UCF at #23 East Carolina*	3/22	L, 10-3
UCF at #22 Florida	4/8	L, 16-3
UCF vs. #25 South Florida	4/28	W, 9-5
UCF at #25 South Florida	4/29	L, 9-3
UCF at #2 Rice*	5/8	W, 5-0
UCF at #2 Rice*	5/9	L, 10-2
UCF at #2 Rice*	5/10	L, 8-7
UCF vs. #15 East Carolina^	5/20	L, 6-3

^ Conference USA Championship - Hattiesburg, Miss.

2010 Season

UCF at #5 Florida	2/24	L, 7-6
-------------------	------	--------

UCF vs. #13 Miami	3/9	L, 19-2
UCF at #12 Miami	3/23	W, 6-3

2011 Season

UCF vs. #29 Alabama	2/27	W, 12-4
UCF at #29 Miami	3/22	L, 4-1
UCF at #23 Rice*	3/25	W, 7-2
UCF at #23 Rice*	3/26	L, 6-2
UCF at #23 Rice*	3/27	W, 5-4
UCF at #4 Florida	4/5	W, 4-3
UCF vs. #5 Florida	4/20	W, 8-6
UCF vs. #6 Florida State	5/6	L, 8-0
UCF vs. #6 Florida State	5/7	W, 14-10
UCF vs. #6 Florida State	5/8	L, 6-1
UCF at #21 Stetson	5/17	W, 7-6
UCF vs. #15 Rice*	5/27	L, 4-2

^ Conference USA Championship - Pearl, Miss.

2013 Season

UCF vs. #17 Florida	2/19	L, 5-3
UCF at #24 Miami	3/6	L, 5-0
UCF at #14 Rice*	4/12	W, 5-1
UCF at #14 Rice*	4/13	W, 11-7 (12)
UCF at #14 Rice*	4/14	L, 7-6
UCF vs. #30 Houston*	4/26	W, 4-2
UCF vs. #30 Houston*	4/27	W, 5-4
UCF vs. #30 Houston*	4/28	W, 7-3
UCF at #19 Rice^	5/23	L, 5-1

^ Conference USA Championship - Houston, Texas

2014 Season

UCF at #20 Florida	2/18	L, 5-1
UCF at #24 Ole Miss	2/28	L, 4-3 (13)
UCF at #24 Ole Miss	3/1	L, 5-4 (10)
UCF at #24 Ole Miss	3/2	L, 9-2
UCF vs. #2 Florida State	3/11	L, 11-10
UCF vs. #2 Florida State	3/12	L, 18-1
UCF at #25 Miami	3/18	W, 9-2
UCF vs. #20 Miami	4/9	L, 6-5
UCF vs. #9 Louisville*	4/17	W, 8-2
UCF vs. #9 Louisville*	4/17	W, 4-3 (11)
UCF vs. #9 Louisville*	4/18	L, 3-2
UCF at #4 Florida State	5/13	W, 8-3
UCF vs. #12 Houston^	5/23	L, 13-8

^ The American Championship - Clearwater, Fla.

2015 Season

UCF at #12 Florida Atlantic	5/6	L, 10-2
-----------------------------	-----	---------

2016 Season

UCF vs. #1 Florida	3/1	L, 9-5
UCF at #1 Florida	3/2	L, 4-0
UCF at #24 Rice	3/4	L, 4-3
UCF at #24 Rice	3/5	L, 2-0
UCF at #24 Rice	3/6	L, 13-10
UCF at #10 Florida State	3/22	L, 7-2
UCF at #10 Florida State	3/23	L, 5-4 (11)
UCF vs. #12 Florida Atlantic	4/5	L, 5-0
UCF at #24 Houston*	4/8	W, 2-1
UCF at #24 Houston*	4/9	L, 4-3
UCF at #24 Houston*	4/10	L, 1-0
UCF at #1 Miami	4/13	L, 8-4
UCF at #17 Florida Atlantic	4/26	W, 3-1
UCF vs. #11 Tulane^	5/24	L, 4-3
UCF vs. #11 Tulane^	5/27	L, 5-0

^ The American Championship - Clearwater, Fla.

2017 Season

UCF vs. #2 Florida State	3/7	L, 5-2
UCF vs. #2 Florida State	3/8	L, 5-0
UCF vs. #11 Houston*	3/31	W, 5-2
UCF vs. #11 Houston*	4/1	L, 3-1
UCF vs. #11 Houston*	4/2	W, 6-1

2018 Season

UCF vs. #30 Wichita State*	4/27	W, 9-5
UCF vs. #30 Wichita State*	4/28	L, 5-4
UCF vs. #30 Wichita State*	4/29	W, 8-4
UCF at #19 Houston*	5/5	W, 3-2
UCF at #19 Houston*	5/5	W, 6-4
UCF at #19 Houston*	5/6	L, 6-3
UCF vs. #26 Oklahoma	5/11	W, 5-4
UCF vs. #26 Oklahoma	5/12	L, 7-3
UCF vs. #26 Oklahoma	5/13	L, 7-4
UCF vs. #15 East Carolina^	5/22	L, 8-4
UCF vs. #18 Houston^	5/23	L, 6-2

^ The American Championship - Clearwater, Fla.

2019 Season

UCF vs. #15 Auburn	2/22	L, 4-1
UCF vs. #15 Auburn	2/23	W, 6-1
UCF vs. #15 Auburn	2/24	L, 13-9
UCF at #3 Florida	2/27	W, 12-9
UCF at #19 Florida State	3/19	W, 9-7
UCF at #14 East Carolina*	3/22	L, 13-8
UCF at #14 East Carolina*	3/23	L, 7-4
UCF at #14 East Carolina*	3/24	L, 6-5
UCF vs. Florida Atlantic	4/16	L, 5-3
UCF at #18 Miami	5/8	W, 8-7
UCF at #29 Florida Atlantic	5/14	W, 13-10

2020 Season

UCF at #8 Auburn	2/21	W, 3-1
UCF at #8 Auburn	2/22	W, 7-3
UCF at #8 Auburn	2/23	W, 12-2

2021 Season

UCF at #1 Ole Miss	2/26	W, 3-2
UCF at #1 Ole Miss	2/27	L, 6-5
UCF at #1 Ole Miss	2/28	W, 7-2
UCF at #17 Florida State	3/24	L, 6-5
UCF at #7 East Carolina*	4/23	L, 4-2
UCF at #7 East Carolina*	4/23	W, 10-5
UCF at #7 East Carolina*	4/24	L, 11-8
UCF at #7 East Carolina*	4/25	W, 6-1
UCF vs. #9 East Carolina^	5/29	L, 5-2
UCF vs. #9 East Carolina^	5/29	W, 2-1

^ The American Championship - Clearwater, Fla.

2022 Season

UCF vs. #2 Ole Miss	3/4	L, 8-7
UCF vs. #2 Ole Miss	3/5	W, 1-0 (12)
UCF vs. #2 Ole Miss	3/6	L, 9-1
UCF vs. #23 Miami	3/16	W, 10-5
UCF at #7 Florida State	3/22	L, 10-2
UCF at #6 Miami	5/11	L, 16-10

2023 Season

UCF vs. #21 Florida State	3/14	W, 14-3
UCF vs. #21 Florida State	3/15	W, 6-3
UCF at #11 Miami	4/4	L, 14-3
UCF at #12 East Carolina*	4/6	L, 17-7 (7)
UCF at #12 East Carolina*	4/6	L, 11-5
UCF at #12 East Carolina*	4/7	L, 3-2 (12)
UCF vs. #11 East Carolina^	5/26	L, 7-6 (13)

^ The American Championship - Clearwater, Fla.

2024 Season

UCF at #4 Florida	3/6	W, 9-6
UCF vs. #18 Texas*	5/10	L, 6-3
UCF vs. #18 Texas*	5/11	W, 5-4
UCF vs. #18 Texas*	5/12	L, 10-7
UCF vs. #17 Oklahoma State^	5/23	W, 7-6 (10)
UCF vs. #17 Oklahoma State^	5/24	L, 10-1
UCF at #8 Florida State+	6/1	L, 5-2
UCF at #8 Florida State+	6/2	L, 12-4

^ Big 12 Championship - Arlington, Texas

+ NCAA Tallahassee Regional - Tallahassee, Fla.

UCF's All-Time Record vs. Ranked Opponents

*since 1999