

# KANSAS

#KUBball

f /KANSASBASKETBALL

@KUHOOPS

@KUHOOPS

MARCH 12, 2025 | BIG 12 SECOND ROUND | GAME NOTES

KANSAS COMMUNICATIONS

JAYHAWKS

20-11  
OVERALL

11-9  
BIG 12

rv/rv  
RANKING (AP/COACHES)



AT



49-14  
BIG 12 CHAMP.

35-10  
UNDER BILL SELF

11  
BIG 12 CHAMP. TITLES

Bill Self  
HEAD COACH

608-154 (.798)  
RECORD AT KANSAS, 22ND SEASON

T-Mobile Center  
2025 VENUE

25-8 (.758)  
BIG 12 CHAMP. RECORD AT T-MOBILE CENTER

BIG 12 CHAMPIONSHIP

## RECORD (20-11, 11-9 -- H: 14-3; A: 4-8; N: 2-0)

DATE	Rnk	Rnk	OPPONENT	TV	Time/Result
NOVEMBER (7-0)					
4	1	-	HOWARD	ESPN+	W, 87-57
8	1	9	NORTH CAROLINA	ESPN2	W, 92-89
12	1	rv	vs. Michigan State#	ESPN	W, 77-69
16	1	-	OAKLAND	ESPN+	W, 78-57
19	1	-	UNCW	ESPN+	W, 84-66
26	1	11	vs. Duke%	ESPN	W, 75-72
30	1	rv	FURMAN	ESPN+	W, 86-51
DECEMBER (2-3)					
4	1	rv	at Creighton-	FS1	L, 63-76
8	1	-	at Missouri	ESPN2	L, 67-76
14	10	-	NC STATE	ESPN	W, 75-60
22	8	-	BROWN	ESPN	W, 87-53
31	7	rv	WEST VIRGINIA*	ESPN+	L, 61-62
JANUARY (6-2)					
5	7	-	at UCF*	ESPN+	W, 99-48
8	11	-	ARIZONA STATE*	ESPN2	W, 74-55
11	11	rv	at Cincinnati*	ESPN+	W, 54-40
15	9	2	at Iowa State*	ESPN2	L, 57-74
18	9	-	KANSAS STATE*	CBS	W, 84-74
22	12	-	at TCU*	ESPN2	W, 74-61
25	12	7	HOUSTON*	ESPN	L, 86-92 (2ot)
28	11	-	UCF*	ESPN+	W, 91-87
FEBRUARY (4-4)					
1	11	rv	at Baylor*	ESPN	L, 70-81
3	16	8	IOWA STATE*	ESPN	W, 69-52
8	16	-	at Kansas State*	ESPN	L, 73-81
11	17	-	COLORADO*	ESPN2	W, 71-59
15	17	-	at Utah*	ESPN	L, 67-74
18	23	-	at BYU*	ESPN	L, 57-91
22	23	-	OKLAHOMA STATE*	CBS	W, 96-64
24	rv	-	at Colorado*	ESPN	W, 71-64
MARCH (1-2)					
1	rv	10	TEXAS TECH*	ESPN	L, 73-78
3	rv	3	at Houston*	ESPN	L, 59-65
8	rv	24	ARIZONA*	ESPN	3:30 p.m.
12	-	-	Utah or UCF&	ESPN2	8:30 p.m.

All times Central and subject to change; **Home Games in ALL CAPS and bold**; Rank: Associated Press Top 25 Poll; #State Farm Champions Classic; %Vegas Showdown; -Big 12-Big EAST Battle; \*Big 12 Conference game; &Phillips 66 Big 12 Championship

## RV/RV KANSAS VS. UCF/UTAH

Kansas City, Mo. \* T-Mobile Center (17,763)  
Wednesday, March 12, 2025 \* 8:30 p.m. (CT)  
Phillips 66 Big 12 Championship



**Play-by-Play:** Roxy Bernstein  
**Analysts:** Sean Farnham  
**Producer:** Joe Taylor  
**Director:** Brad Sheldon



**Radio:** Jayhawk Radio Network  
**Webcast:** KUathletics.com/Radio  
**Play-by-Play:** Brian Hanni  
**Analyst:** Greg Gurley  
**Producer/Engineer:** Steve Kincaid

### TIPOFF

- Kansas (20-11, 11-9 Big 12) will enter the 2025 Phillips 66 Big 12 Championship as the No. 6 seed and will play its first game on Wednesday, March 12, at 8:30 p.m. CT (ESPN2) against the winner of the No. 14 UCF versus No. 11 Utah contest. The UCF-UU game will be played on March 11 at 8:30 p.m.
- KU has won 15 postseason league tourney titles, including 11 in the Big 12 era. KU (11), ISU (5), OSU (2) are active league members with Big 12 tournament titles. West Virginia has won 13 league tournament titles.
- Since the Big 12's inception in 1996-97, Kansas is 49-14 in the league tournament. KU is 1-1 in opening round games, 22-3 in the quarterfinals, 15-6 in semifinals and 11-3 in finals. NOTE: KU's 2018 title and three wins were later vacated.
- Kansas is coming off an 83-76 win against No. 24 Arizona on March 8. The win marked KU's 42nd consecutive win on Senior Night, a streak that started in 1984.
- Kansas is No. 18 in the NET report by the NCAA through games of March 9. To show the strength of the Big 12, the No. 18 rank is fifth in the Big 12 behind No. 3 Houston, No. 7 Texas Tech, No. 9 Iowa State and No. 13 Arizona. Kansas' strength of schedule is No. 10 nationally, which is fourth in the league.
- Kansas leads the Big 12 in assists per game (17.6, seventh nationally) and blocked shots per game (4.8, 27th nationally). KU is second in the league in FG Pct. Defense (39.3%, 10th nationally), assist-to-turnover ratio (1.53, 22nd nationally) and 3FG Pct. Defense (30.1%, 19th nationally).
- Graduate C Hunter Dickinson leads the Big 12 in field goals made with 221 (26th nationally). He is second in the Big 12 in rebound average at 9.9 (11th nationally), and in double-doubles with 14 (12th nationally).
- Graduate G Dajuan Harris Jr. lead the Big 12 in assist-to-turnover ratio at 3.31, which is sixth nationally. He is second in the Big 12 in assists per game, which is 28th nationally.
- With the 86-51 win against Furman on Nov. 30, Kansas won its 2,400th all-time game, currently at 2,413, becoming only the second school to achieve 2,400 wins.

### KU-UTAH SERIES AT A GLANCE

**OVERALL** KU LEADS 2-1 (0-0 BIG 12 CHAMP.)  
**CURRENT STREAK** UTAH, 1 WIN  
**LAST MEETING** UTAH, 74-67 (2.15.25, SALT LAKE CITY)

### KU-UCF SERIES AT A GLANCE

**OVERALL** KU LEADS 2-1 (0-0 BIG 12 CHAMP.)  
**CURRENT STREAK** KU, 2 WINS  
**Last Meeting** KU, 91-87 (1.28.25, LAWRENCE)

STATS		RANKINGS NCAA / BIG 12
75.5	POINTS PER GAME	131 / 7
47.4	FG%	51 / 4
34.3	3FG%	170 / 7
70.8	FT%	228 / 11
38.4	REBOUNDS PER GAME	39 / 3
17.6	ASSISTS PER GAME	7 / 1
4.8	BLOCKS PER GAME	27 / 1
6.3	STEALS PER GAME	244 / 15
67.9	SCORING DEFENSE	61 / 6
39.3	FG% DEFENSE	10 / 2
30.1	3FG% DEFENSE	19 / 2
+3.8	REBOUND MARGIN	78 / 6
1.5	AST-TO RATIO	22 / 2

## COMMUNICATIONS

### CHRIS THEISEN

Assistant AD for Communications  
e theisen@ku.edu  
c 785.331.9356

### MAX AEBERSOLD

Communications Graduate Assistant  
e max.aegersold@ku.edu  
c 913.991.2711

Follow @KUStatsInfo for more Kansas Men's Basketball notes in-game and throughout the season

### LAST GAME STARTERS

1 DICKINSON GR • CENTER	3 HARRIS GR • GUARD	5 MAYO SR • GUARD	6 GRIFFIN JR • GUARD	24 ADAMS SR • FORWARD
MIN 29.9	MIN 32.2	MIN 31.2	MIN 20.6	MIN 29.4
PPG 17.4	PPG 9.1	PPG 14.0	PPG 6.8	PPG 9.1
FG% 53.8	FG% 44.0	FG% 44.0	FG% 39.1	FG% 54.5
REB 9.9	AST 5.7	3FG% 40.1	3FG% 35.1	REB 4.9
BLK 1.3	AST/TO RATIO 3.3	AST 3.0	AST 1.5	AST 2.3

JAYHAWKS  
KANSAS  
BASKETBALL

9:19 1 4 13

# SELF-DOMINANCE

NATIONAL CHAMPIONS 1923 1952 1988 2008

## 38

WHILE AT KANSAS, SELF HAS COACHED 38 PLAYERS WHO HAVE PLAYED IN THE NBA, INCLUDING EIGHT WHO HAVE WON AT LEAST ONE NBA TITLE. SELF HAS ALSO PRODUCED 12 NBA LOTTERY PICKS AND 18 FIRST-ROUND SELECTIONS AT KU.

## 231

A STREAK THAT BEGAN ON 2/2/09 AND SPANNED 433 GAMES TO 2/1/20, KANSAS WAS LISTED ON THE ASSOCIATED PRESS TOP 25 POLL FOR 231 CONSECUTIVE WEEKS. THIS IS AN NCAA RECORD FOR MOST CONSECUTIVE WEEKS RANKED IN THE AP TOP 25.

## .618

BILL SELF IS 131-81 (.618) AGAINST AP TOP 25 OPPONENTS WHILE AT KANSAS. FOR HIS CAREER, SELF'S WINNING PERCENTAGE AGAINST AP TOP 25 TEAMS IS .627, WHICH RANKS THIRD ALL-TIME IN DIVISION I HISTORY.

## 608/815

WITH THE 77-69 WIN OVER MICHIGAN STATE ON NOV. 12, 2024, BILL SELF BECAME THE WINNINGEST HEAD COACH IN KANSAS HISTORY, SURPASSING PHOG ALLEN'S 590 WINS. SELF EARNED CAREER WIN NO. 800 AGAINST UNCW ON NOV. 19, 2024.

## 27

WHILE AT KU, SELF HOLDS A 27-6 (.818) RECORD AGAINST AP TOP 10 OPPONENTS AT HOME. SELF HAS COACHED KU TO WINS IN 20 OF THE LAST 24 HOME CONTESTS.

## 53

WHILE AT KANSAS, COACH SELF IS 53-33 (.616) AGAINST AP TOP 10 TEAMS. SELF RANKS FIRST ALL-TIME SINCE 1996-97 AMONGST COACHES AGAINST AP TOP 10 TEAMS AT A SINGLE SCHOOL.





NUMERICAL ROSTER

NO.	NAME	HT.	WT.	POS.	YR.	EXP.	HOMETOWN / HIGH SCHOOL / PREVIOUS SCHOOL
0	Shakeel Moore	6-1	190	G	Gr.	TR	Greensboro, N.C. / Moravian Prep/ N.C. State / Mississippi State
1	Hunter Dickinson	7-2	260	C	Gr.	1L	Alexandria, Va. / DeMatha Catholic HS / Michigan
2	AJ Storr	6-7	205	G	Jr.	TR	Rockford, Ill. / IMG Academy (Fla.) / St. John's / Wisconsin
3	Dajuan Harris Jr.	6-2	170	G	Gr.	4L	Columbia, Mo. / Rock Bridge HS
4	Rakease Passmore	6-5	185	G	Fr.	HS	Palatka, Fla. / Combine Academy (N.C.)
5	Zeke Mayo	6-4	185	G	Sr.	TR	Lawrence, Kan. / Lawrence HS / South Dakota State
6	Rylan Griffen	6-6	190	G	Jr.	TR	Dallas, Texas / Richardson HS / Alabama
7	Noah Shelby	6-3	185	G	Jr.	TR	McKinney, Texas / Greenhill School / Vanderbilt / Rice
8	David Coit	5-11	175	G	Sr.	TR	Columbus, N.J. / Scotland Campus Sports / Atlantic Cape CC / Northern Illinois
11	Jamari McDowell	6-4	180	G	So.	1L	Houston, Texas / Manvel HS
12	Wilder Evers	6-4	195	G	RS-So.	1L	Birmingham, Ala. / Oak Mountain HS
13	Elmarko Jackson	6-3	195	G	So.	1L	Marlton, N.J. / South Kent School (Conn.)
14	Patrick Cassidy	6-1	185	G	Sr.	1L	Columbus, Kan. / Columbus Unified HS
15	Will Thengvall	6-3	185	G	Fr.	HS	Wichita, Kan. / Kapaun Mount Carmel Catholic HS
22	Dillon Wilhite	6-9	240	F	RS-Jr.	2L	San Diego, Calif. / Cathedral Catholic HS
24	KJ Adams	6-7	235	F	Sr.	3L	Austin, Texas / Westlake HS
25	Justin Cross	6-8	200	F	Jr.	TR	Oak Park, Ill. / Oak Park River Forest HS / John A. Logan College
40	Flory Bidunga	6-9	220	F	Fr.	HS	Democratic Republic of Congo / Kokomo HS (Ind.)
41	Zach Clemence	6-11	230	F	RS-Jr.	2L	San Antonio, Texas / Sunrise Christian Academy (Kan.)
	Bryson Tiller	6-10	240	F	Fr.	HS	Atlanta, Ga. / Overtime Elite

SOCIAL

TWITTER (X)	INSTAGRAM
@TheShakeelMoore	shakeelmoore
@H_Dickinson24	hunter.dickinson1
@storr_aj	theajstorr_
@DajuanH10	dajuanharr1s
@rakease	nba.kease
@zekexmayo	zekexmayo
@GriffenRylan	rylan.03
@NoahShelby_	noahshelby
@diggycoit11	diggycoit
@jamari_mcdowell	_jammarii
@EversWilder	wilderevers
@ElmarkoJ	elmarkojackson
@patrickrcassidy	patrickcassidy14
@WillThengvall	will.thengvall
@dillonwilhite	dillon.wilhite
@kj_axt	kjxadams
@JCross_4	justin.cross4
@FBidunga	flory_bidunga
@BIGZTEXAS	zachery_clemence
@brysontiller_11	btiller

ALPHABETICAL ROSTER

NO.	NAME	POS.	HT.	WT.	YR.	EXP.	HOMETOWN / HIGH SCHOOL / PREVIOUS SCHOOL
24	KJ Adams	6-7	235	F	Sr.	3L	Austin, Texas / Westlake HS
40	Flory Bidunga	6-9	220	F	Fr.	HS	Democratic Republic of Congo / Kokomo HS (Ind.)
14	Patrick Cassidy	6-1	185	G	Sr.	1L	Columbus, Kan. / Columbus Unified HS
41	Zach Clemence	6-11	230	F	RS-Jr.	2L	San Antonio, Texas / Sunrise Christian Academy (Kan.)
8	David Coit	5-11	175	G	Sr.	TR	Columbus, N.J. / Scotland Campus Sports / Atlantic Cape CC / Northern Illinois
25	Justin Cross	6-8	200	F	Jr.	TR	Oak Park, Ill. / Oak Park River Forest HS / John A. Logan College
1	Hunter Dickinson	7-2	260	C	Gr.	1L	Alexandria, Va. / DeMatha Catholic HS / Michigan
12	Wilder Evers	6-4	195	G	RS-So.	1L	Birmingham, Ala. / Oak Mountain HS
6	Rylan Griffen	6-6	190	G	Jr.	TR	Dallas, Texas / Richardson HS / Alabama
3	Dajuan Harris Jr.	6-2	170	G	Gr.	4L	Columbia, Mo. / Rock Bridge HS
13	Elmarko Jackson	6-3	195	G	So.	1L	Marlton, N.J. / South Kent School (Conn.)
5	Zeke Mayo	6-4	185	G	Sr.	TR	Lawrence, Kan. / Lawrence HS / South Dakota State
11	Jamari McDowell	6-4	180	G	So.	1L	Houston, Texas / Manvel HS
0	Shakeel Moore	6-1	190	G	Gr.	TR	Greensboro, N.C. / Moravian Prep/ N.C. State / Mississippi State
4	Rakease Passmore	6-5	185	G	Fr.	HS	Palatka, Fla. / Combine Academy (N.C.)
7	Noah Shelby	6-3	185	G	Jr.	TR	McKinney, Texas / Greenhill School / Vanderbilt / Rice
2	AJ Storr	6-7	205	G	Jr.	TR	Rockford, Ill. / IMG Academy (Fla.) / St. John's / Wisconsin
15	Will Thengvall	6-3	185	G	Fr.	HS	Wichita, Kan. / Kapaun Mount Carmel Catholic HS
	Bryson Tiller	6-10	240	F	Fr.	HS	Atlanta, Ga. / Overtime Elite
22	Dillon Wilhite	6-9	240	F	RS-Jr.	2L	San Diego, Calif. / Cathedral Catholic HS

COACHING STAFF

NAME	POSITION // YEAR AT KU
Bill Self	Head Coach // 22nd
Kurtis Townsend	Assistant Coach // 21st
Norm Roberts	Assistant Coach // 14th
Jeremy Case	Assistant Coach // 10th
Joe Dooley	Assistant Coach // 13th
Chase Buford	Assistant Coach // 1st
Fred Quartlebaum	Dir. of Basketball Operations // 12th
Brennan Bechard	Dir. of Scouting // 14th
Dr. Ramsey Nijem	Dr. of Sport Performance// 6th
Doc Sadler	Senior Advisor // 3rd

ALMA MATER // YEAR
Oklahoma State // 1985
Western Kentucky // 1982
Queens College // 1987
Kansas // 2007
George Washington // 1988
Kansas // 2011
Fordham // 1989
Kansas // 2009
UC Santa Barbara // 2012
Arkansas // 1982

PRONUNCIATIONS

Flory BIDUNGA.....	Be-DUNE-guh
Wilder EVERS.....	.EE-vers
RAKEASE Passmore.....	.ra-KEESE
Will THENGVALL.....	THIN-guh-vall
Dillon WILHITE.....	.WILL-Height

2024-25 ACCOLADES

TEAM

Preseason No. 1 in Associated Press Poll  
Preseason No. 1 in *USA TODAY* Coaches Poll  
Preseason No. 1 in Big 12 Conference Coaches' Poll

KJ ADAMS

Wooden Award Preseason Top 50 Watch List

HUNTER DICKINSON

All-Big 12 First Team  
Wooden Award National Ballot (1 of 15)  
Naismith Trophy Midseason Team (1 of 30)  
Wooden Award Top 20 Midseason Late Watch List  
Kareem Abdul-Jabbar Center of the Year Top 10 Candidate  
Oscar Robertson Trophy Midseason Watch List (1 of 50)  
Wooden Award Midseason Top 25 Watch List  
Big 12 Player of the Week (12.16.24)  
Big 12 Player of the Week (11.18.24)  
Big 12 Player of the Week (11.11.24)  
Wooden Award Preseason Top 50 Watch List  
NABC Player of the Year Preseason Watch List (1 of 20)  
Kareem Abdul-Jabbar Center of the Year Watch List (1 of 20)  
Naismith Trophy Player of the Year Watch List  
Associated Press Preseason All-America  
FOX Sports Preseason All-America  
CBS Sports Preseason All-America  
Blue Ribbon College Basketball Yearbook Preseason All-America  
Big 12 Preseason Player of the Year  
Preseason All-Big 12 (unanimous selection)

DAJUAN HARRIS JR.

All-Big 12 Honorable Mention  
Wooden Award Preseason Top 50 Watch List  
Naismith Trophy Player of the Year Watch List  
Bob Cousy Award Watch List (1 of 20)  
Preseason All-Big 12 Second Team

ZEKE MAYO

All-Big 12 Third Team  
Big 12 All-Newcomer Team  
co-Big 12 Newcomer of the Week (12.16.24)  
co-Big 12 Newcomer of the Week (11.11.24)  
Jerry West Award Watch List (1 of 20)

AJ STORR

Wooden Award Preseason Top 50 Watch List  
Naismith Trophy Player of the Year Watch List  
Julius Erving Award Watch List (1 of 20)

ASSOCIATED PRESS (AP)

MARCH 10, 2025

RANK	SCHOOL (FIRST PLACE VOTES)	RECORD	POINTS
1	Duke (52)	28-3	1516
2	Houston (5)	27-4	1427
3	Auburn (4)	27-4	1407
4	Florida	27-4	1350
5	Alabama	24-7	1211
6	St. John's	27-4	1201
7	Michigan State	26-5	1191
8	Tennessee	25-6	1163
9	Texas Tech	24-7	1012
10	Clemson	26-5	949
11	Maryland	24-7	836
12	Iowa State	23-8	792
13	Louisville	25-6	723
14	Texas A&M	22-9	647
15	Kentucky	21-10	629
16	Memphis	26-5	602
17	BYU	23-8	586
18	Wisconsin	23-8	575
19	Saint Mary's	27-4	477
20	Purdue	21-10	339
21	Missouri	21-10	203
22	Michigan	22-9	171
23	Oregon	23-8	140
24	Illinois	20-11	137
25	Marquette	22-9	127

**OTHERS RECEIVING VOTES:** Drake 103, Arizona 82, UCLA 52, UC San Diego 39, UConn 38, Gonzaga 28, New Mexico 20, Creighton 18, Ole Miss 17, VCU 6, High Point 4, **KANSAS 3**, Akron 2, Xavier 1, McNeese 1

USA TODAY (COACHES)

MARCH 10, 2025

RANK	SCHOOL ( FIRST PLACE VOTES)	RECORD	POINTS
1	Duke (26)	28-3	770
2	Houston (2)	27-4	729
3	Auburn (2)	27-4	704
4	Florida (1)	27-4	688
5	St. John's	27-4	618
6	Tennessee	25-6	603
6	Michigan State	26-5	603
8	Alabama	24-7	588
9	Texas Tech	24-7	539
10	Clemson	26-5	466
11	Maryland	24-7	424
12	Iowa State	23-8	415
13	Louisville	25-6	414
14	Wisconsin	23-8	309
15	Saint Mary's	27-4	286
16	Texas A&M	22-9	281
17	Memphis	26-5	278
18	BYU	23-8	266
19	Kentucky	21-10	205
20	Purdue	21-10	195
21	Michigan	22-9	114
22	Missouri	21-10	95
23	Marquette	22-9	80
24	Arizona	20-11	73
25	Illinois	20-11	55

**OTHERS RECEIVING VOTES:** Oregon 48, New Mexico 41, Drake 39, Creighton 38, UC San Diego 32, UCLA 19, Gonzaga 18, VCU 13, Ole Miss 9, UConn 9, **KANSAS 6**, Mississippi State 4, High Point 1

WEEK-BY-WEEK RANKINGS

WEEK	AP	COACHES	NCAA NET
Preseason	1 (30)	1 (15)	-
Nov. 11	1 (44)	1 (21)	-
Nov. 18	1 (49)	1 (25)	-
Nov. 25	1 (51)	1 (25)	-
Dec. 2	1 (35)	1 (19)	9
Dec. 9	10	10	17
Dec. 16	8	8	16
Dec. 23	7	7	12
Dec. 30	7	7	15
Jan. 6	11	12	10
Jan. 13	9	10	8
Jan. 20	12	11	9
Jan. 27	11	11	8
Feb. 3	16	17	9
Feb. 10	17	20	11
Feb. 17	23	25	15
Feb. 24	rv	rv	20
March 3	rv	-	20
March 10	rv	rv	18

( ) - First place votes in parenthesis

RANKINGS BREAKDOWN

	AP	COACHES
Weeks in Top 25	876 (318)	648 (404)
Weeks in Top 10	647 (313)	515 (312)
Weeks in Top 5	414 (243)	339 (196)
Weeks at No. 1	81 (42)	74 (43)
Current Consecutive Weeks in Top 25	- (-)	- (-)
Most Consecutive Weeks in Top 25	231* (231*)	238* (238*)
Most Consecutive Weeks at No. 1	15 (9)	15 (9)
W-L vs Top 25	261-216 (130-72)	-
Home vs Top 25	110-52 (64-11)	-
Away vs Top 25	57-89 (28-34)	-
Neutral vs Top 25	93-75 (37-27)	-
W-L vs Top 10	113-120 (53-33)	-
Home vs Top 10	44-34 (24-5)	-
Away vs Top 10	22-42 (11-13)	-
Neutral vs Top 10	47-44 (18-15)	-

( ) - Bill Self era in parenthesis  
\* Longest in the NCAA DI history

ABOUT KANSAS

Kansas (20-11, 11-9 Big 12) is coming off an 83-76 win against No. 24 Arizona on March 8. The win marked the 42nd consecutive Senior Night victory for KU, a streak that started in 1984. The Jayhawks, who are receiving votes in both polls, average 75.5 points per game with a +7.6 scoring margin. KU pulls down 38.4 rebounds per contest with a +3.8 rebound margin. Kansas is making 47.4% from the field, including 34.3% from three-point range. Kansas leads the Big 12 in assists per game (17.6, seventh nationally) and blocked shots per game (4.8, 27th nationally). KU is second in the league in field goal percentage defense (39.3%, 10th nationally), assist-to-turnover ratio (1.53, 22nd nationally) and three point field goal percentage defense (30.1%, 19th nationally). KU also averages 6.3 steals per game.

Graduate C Hunter Dickinson has five double-doubles in his last six games after his career-high-tying 33 points and 10 rebounds against Arizona (3/8). A two-time All-Big 12 First Team selection in 2024 and 2025, Dickinson leads Kansas in scoring at 17.4 ppg which ranks fourth in the Big 12. Dickinson also leads KU in rebounding at 9.9 rpg, which is second in the Big 12 and is 11th nationally. A three-time Big 12 Player of the Week, Dickinson is second in the Big 12 in double-doubles (14), which is 12th nationally. Dickinson is second on the team with 41 blocked shots and is also second on the team with 30 steals. Senior G Zeke Mayo is next in scoring at 14.0 points per contest, which includes a 20-point effort against Arizona (3/8). An All-Big 12 Third Team and Big 12 All-Newcomer Team honoree, Mayo leads Kansas with 75 threes made. He is making 40.1 percent from beyond the arc. A two-time Big 12 Newcomer of the Week, Mayo is second on the team with 93 assists and pulls down 4.7 rebounds per contest. Graduate G Dajuan Harris Jr. has 73 assists in his last 12 games. A three-time All-Big 12 Honorable Mention selection (2023, 2024, 2025), Harris is averaging 9.1 points per game. At Baylor (2/1), Harris moved into second on the Big 12 career assists list, currently at 848, which second on the KU career list. Harris leads the Big 12 in assist-to-turnover ratio at 3.31, which is sixth nationally. He is second in the conference in assists per game at 5.7, which is 28th nationally. Senior F KJ Adams is averaging 15.8 points in his last four games and 8.3 rebounds in his last three outings. He posted his third career double-double, first of the season, with 21 points and a career-high 13 rebounds versus Texas Tech (3/1). Adams is a starter who is scoring 9.1 points per game and pulls down 4.9 rebounds per game. Adams has 65 assists, 21 blocked shots and 23 steals this season.

Junior G Rylan Griffen is third on the team with 40 threes made. He has started 17 games this season and is averaging 6.8 points per contest. Freshman F Flory Bidunga leads KU with 51 blocked shots, which ranks fourth on the KU Freshman Blocked Shots list. Bidunga is second on the team with a 5.4 rebound average and he scores 6.0 points per game. He is shooting 73.6 percent (81-for-110) from the field and has a team-high 44 dunks this season. Junior G AJ Storr has started four games and he is scoring 5.6 points per contest. Senior G David Coit has made 18 threes in his last eight games, including a 4-for-6 effort at Houston (3/3). Coit has three starts and is second on the team with 42 threes made. Coit averages 5.1 points per game. Graduate G Shakeel Moore has started nine games and is averaging 3.8 points per contest.

THE KANSAS-UTAH SERIES

The Kansas-Utah series dates back to 1995 and Kansas is 2-1 all-time against Utah. Kansas won 79-68 on Nov. 25, 1995 at Kemper Arena in Kansas City, Missouri, and 63-60 on Dec. 13, 2014 at T-Mobile Center, then known as the Sprint Center, also in Kansas City, Missouri. Earlier this season, Utah defeated Kansas, 74-67, on Feb. 15, 2025, in Salt Lake City. Kansas head coach Bill Self is 1-2 against Utah, 1-1 while at KU.

THE KANSAS-UCF SERIES

This three-game series dates back to last season when UCF joined the Big 12 Conference and Kansas leads 2-1. UCF won last year’s meeting with Kansas, 65-60, on Jan. 10, 2024, in Orlando. Earlier this season, Kansas defeated UCF, 99-48, on Jan. 5, 2025,

in Orlando. KU’s 51-point win, on Jan. 8, is the widest margin of victory by a road team in Big 12 history. KU then defeated UCF, 91-87, on Jan. 28, 2025, in Allen Fieldhouse.

A KANSAS WIN WOULD...

Make Kansas 21-11 on the season ... Make Kansas 3-0 in neutral site games this season ... Improve Kansas to 80-30 in league tournament play and 50-14 at the Big 12 Championship ... Make Kansas 47-12 all-time in the T-Mobile Center, including 1-0 this season ... Make Bill Self 609-154 while at Kansas, 816-259 all-time, and 45-15 all-time in league tournaments (36-10 while at Kansas) ... Make Kansas 2,414-907 all time.

A KANSAS LOSS WOULD...

Make Kansas 20-12 ... Make Kansas 2-1 in neutral site games this season ... Drop Kansas to 79-31 in league tournament play, including 49-15 in the Big 12 Championship ... Make Kansas 45-13 all-time in the T-Mobile Center, including 0-1 this season ... Make Bill Self 608-155 while at KU, 815-260 all-time and 45-15 all-time in league tournaments (36-10 while at Kansas) ... Make KU 2,413-908 all time.

ARIZONA LEFTOVERS

- Kansas has 20 wins for 35 of the last 36 seasons dating back to 1989- 90 (16 wins in 2017-18 with 15 vacated).
- Kansas has 11 league wins for the 30th time in the last 31 seasons (6 in 2018 due to vacated wins).
- The win gave Kansas its 42nd consecutive home regular-season finale win, a streak that started in 1983-84.
- With the win, Kansas improved to 131-23 following a loss in the Bill Self era, including 8-3 this season.
- Kansas improved to 4-4 against ranked teams this season.
- Kansas is now 24-4 (85.7%) in Allen Fieldhouse against teams ranked higher than KU under Bill Self.
- The Jayhawks led at halftime, 39-30, giving KU its 84th win in its last 86 games inside Allen Fieldhouse when leading at halftime, dating back to the 2018-19 season. The Jayhawks improved to 16-3 this season when leading at halftime.
- With its 83 points, Kansas moves to 10-1 when scoring 80+ points this season.
- Kansas outrebounded Arizona, 36-30, improving KU to 86-8 in its last 94 games when winning the battle on the glass. The Jayhawks improved to 18-5 when out rebounding its opponent this season.
- Kansas forced eight Arizona turnovers, while turning the ball over five times, marking the 14th time this season Kansas’ opponent committed more turnovers. KU improved to 12-2 in those games.
- Kansas shot 33-of-67 (49.3%) from the field, while Arizona shot 26-of-55 (47.3%), marking the 23rd time this season Kansas shot better than its opponent. The Jayhawks are 19-4 when shooting better than its opponent.
- Graduate C Hunter Dickinson’s 33-point performance tied a career-high and broke his KU career-high, marking his seventh career game with 30+ points. It was Dickinson’s second 30+ point performance of the season, after scoring 32 points at Colorado (2/24), while his previous career-high of 33 points was set vs. Michigan State on March 1, 2022. It was also Dickinson’s 10th game of the season and 58th career game with 20+ points.
- With his 33 points and 10 rebounds, Dickinson recorded his 62nd career double-double and his 14th of the season. Dickinson now has double-doubles in five of his last six games.
- Senior G Zeke Mayo scored 20 points on 5-of-7 from beyond the arc, marking his 37th career game with 20+ points and his eighth this season.
- With his five three pointers, Mayo marked his fifth game with at least five three pointers in Big 12 play this season.
- Mayo’s performance put him over 2,000 career points, currently with 2,009 points.
- Senior F K.J. Adams scored 12 points, registering his 12th game in double figures this season and 58th of his career.
- Freshman F Flory Bidunga had two blocks, marking his 12th game this season with multiple blocks in a game, which he has done in back-to-back games and four of his last five games.

QUICK FACTS

GENERAL INFORMATION

Location . . . . .	Lawrence, Kan.
Enrollment . . . . .	29,355
Founded . . . . .	1866
Nickname . . . . .	Jayhawks
School Colors . . . . .	Crimson (Pantone 186) and Blue (Pantone 293)
Conference . . . . .	Big 12
Chancellor . . . . .	Douglas A. Giron
Athletics Director . . . . .	Travis Goff
Deputy Athletics Director (MBB) . . . . .	Sean Lester
Athletics Website . . . . .	www.KUathletics.com
Ticket Office Phone . . . . .	1.800.34.HAWKS (42957)

HISTORY

Seasons of Basketball . . . . .	127th
First Season . . . . .	1888-89
All-Time Record . . . . .	2,413-907
Conference Regular-Season Titles (last) . . . . .	63 (2023)
Conference Postseason Tourn. Titles (last) . . . . .	16 (2022)
NCAA Tournament Appearances (last) . . . . .	51 (2024)
NCAA Tournament Record . . . . .	113-50
NCAA Final Four Appearances (last) . . . . .	15 (2022)
NIT Appearances (last) . . . . .	2 (1969)

ALLEN FIELDHOUSE

Year Opened (Seasons) . . . . .	1955 (70th season)
Capacity . . . . .	15,300
Consecutive Sellouts . . . . .	381 games (Since 2001-02)
All-Time Record . . . . .	869-121
Record under Bill Self . . . . .	331-21

COACHING STAFF

Head Coach . . . . .	Bill Self (Oklahoma State, '85)
Record at KU . . . . .	608-154 (22nd season)
Overall Record . . . . .	815-259 (32nd season)
Assistant Coach . . . . .	Kurtis Townsend (W. Kentucky, '82)
	21st season
Assistant Coach . . . . .	Norm Roberts (Queens College, '87)
	14th season
Assistant Coach . . . . .	Jeremy Case (Kansas, '07)
	10th season
Assistant Coach . . . . .	Joe Dooley (George Washington, '88)
	13th season
Assistant Coach . . . . .	Chase Buford (Kansas, '10)
	First season

2023-24 REVIEW

Overall Record . . . . .	23-11
Big 12 Record (Finish) . . . . .	10-8 (15th)
Home Record . . . . .	15-1
Road Record . . . . .	3-7
Neutral Record . . . . .	5-3
Big 12 Championship . . . . .	0-1
NCAA Tournament . . . . .	1-1
Associated Press Poll Ranking (final) . . . . .	19
USA TODAY Coaches' Poll Ranking (final) . . . . .	21

2024-25 TEAM INFORMATION

Letterwinners Returning / Lost . . . . .	10 / 7
Starters Returning / Lost . . . . .	3 / 2
Newcomers . . . . .	9

COMMUNICATIONS

Daniel Berk . . . . .	Assoc. AD - Public Relations and Strategic Communications
Phone . . . . .	785.312.2159
Email . . . . .	dberk@ku.edu
Chris Theisen . . . . .	Assistant AD Communications (MBB)
Phone . . . . .	785.331.9356
Email . . . . .	theisen@ku.edu
Max Aebersold . . . . .	Communications Graduate Assistant (MBB)
Phone . . . . .	913.991.2711
Email . . . . .	Max.Aebersold@ku.edu
Hope Brown . . . . .	Social Media Manager (MBB)
Phone . . . . .	785.393.9526
Email . . . . .	hopebrown@ku.edu

Mailing Address . . . . .	Kansas Athletics Communications
	1651 Naismith Drive, Parrott 1400
	Lawrence, KS 66045-4069
Main Office Phone . . . . .	785.864.3417
Twitter/Instagram . . . . .	@KUHoops



NCAA TOP-150

BIG 12

2024-25 STAT RANKINGS

Through games of 3.8.2025

	STAT	NCAA	BIG 12
W-L%	64.5	89	5
SCORING	75.5	132	7
SCORING DEFENSE	67.9	59	6
SCORING MARGIN	+7.6	65	6
REBOUNDS PER GAME	38.4	39	3
REBOUNDING MARGIN	+3.8	77	6
BENCH POINTS PER GAME	20.8	--	10
ASSISTS	17.6	7	1
ASSIST-TO-RATIO	1.53	22	2
TURNOVER MARGIN	-0.6	--	13
STEALS	6.3	--	15
BLOCKED SHOTS	4.8	26	1
FIELD GOAL PCT.	47.4	52	4
FIELD GOAL PCT. DEFENSE	39.3	10	2
3-POINT FGS MADE	7.1	--	12
3-POINT FIELD GOAL PCT.	34.3	--	7
3FG% DEFENSE	30.1	18	2
FREE THROW PCT.	70.8	--	11

INDIVIDUAL (ALL GAMES)

SCORING AVERAGE

Hunter Dickinson	17.4	97	4
Zeke Mayo	14.0	--	15

REBOUNDING AVERAGE

Hunter Dickinson	9.9	11	2
------------------	-----	----	---

FIELD GOAL PERCENTAGE (MIN. 5.0 FGM/G)

Hunter Dickinson	53.8	57	4
------------------	------	----	---

3-POINT FIELD GOALS MADE PER GAME

Zeke Mayo	2.4	135	8
-----------	-----	-----	---

3-POINT FG PERCENTAGE (MIN. 2.5 FGM/G)

--			
----	--	--	--

FREE THROW PERCENTAGE (MIN. 2.5 FTM/G)

--			
----	--	--	--

ASSISTS PER GAME

Dajuan Harris Jr.	5.7	29	2
-------------------	-----	----	---

STEALS PER GAME

Dajuan Harris Jr.	1.4	--	13
-------------------	-----	----	----

BLOCKED SHOTS PER GAME

Flory Bidunga	1.7	50	4
Hunter Dickinson	1.3	124	8

ASSIST-TO-TURNOVER RATIO (MIN. 3 AST/G AVG)

Dajuan Harris Jr.	3.31	6	1
-------------------	------	---	---

DOUBLE-DOUBLES

Hunter Dickinson	14	12	2
------------------	----	----	---

2024-25 BIG 12 STANDINGS (3.8.2025; STANDINGS ARE FINAL)

Team	BIG 12					OVERALL					
	Record	Pct	Home	Away	Streak	Record	Pct	Home	Away	Neutral	Streak
Houston	19-1	.950	9-1	10-0	W10	27-4	.871	16-1	10-0	1-3	W10
Texas Tech	15-5	.750	7-3	8-2	W3	24-7	.774	15-3	8-2	1-2	W3
Arizona	14-6	.700	8-2	6-4	L1	20-11	.645	13-3	6-5	1-3	L1
BYU	14-6	.700	8-2	6-4	W8	23-8	.742	15-2	6-5	2-1	W8
Iowa State	13-7	.650	8-2	5-5	W1	23-8	.742	15-2	6-5	2-1	W1
<b>KANSAS</b>	<b>11-9</b>	<b>.550</b>	<b>7-3</b>	<b>4-6</b>	<b>W1</b>	<b>20-11</b>	<b>.645</b>	<b>14-3</b>	<b>4-8</b>	<b>2-0</b>	<b>W1</b>
Baylor	10-10	.500	7-3	3-7	L1	18-13	.581	13-3	3-9	2-1	L1
West Virginia	10-10	.500	6-4	4-6	W2	19-12	.613	13-4	4-7	2-1	W2
TCU	9-11	.450	7-3	2-8	L2	16-15	.516	14-3	2-9	0-3	L2
Kansas State	9-11	.450	6-4	3-7	L1	15-16	.484	10-6	3-9	2-1	L1
Utah	8-12	.400	7-3	1-9	L2	16-15	.516	15-4	1-9	0-2	L2
Oklahoma State	7-13	.350	7-3	0-10	W1	15-16	.484	12-3	2-10	1-3	W1
Cincinnati	7-13	.350	5-5	2-8	L3	17-14	.548	12-5	4-9	1-0	L3
UCF	7-13	.350	5-5	2-8	L1	16-15	.516	13-5	2-8	1-2	L1
Arizona State	4-16	.200	1-9	3-7	L4	13-18	.419	5-9	3-8	5-1	L4
Colorado	3-17	.150	3-7	0-10	W1	12-19	.387	11-7	0-10	1-2	W1

KANSAS AT THE PHILLIPS 66 BIG 12 CHAMPIONSHIP

- KU's 11 Big 12 Championship titles are more than any other school in the league. Active member-wise, Iowa State is second with six titles, while Oklahoma State has two. Kansas won the first three events 1997-98-99, then the 2006-07-08-10-11-13-16-18\*-22 titles (2018 later vacated). KU is 11-4 in tourney title games, having lost the 2002 title to Oklahoma, the 2015 and 2019 titles to Iowa State and the 2023 title to Texas.
- Kansas is the only team to have won at least 40 games in the Big 12 Championship. The Jayhawks are 49-14 (77.8%) in the event. Iowa State (24-22) and Oklahoma State (28-24) are the only other teams with winning records in the event.
- With a 35-10 (77.8%) record, KU head coach Bill Self has the highest winning percentage in Big 12 Championship history with more than one tournament (Frank Haith went 3-0 at Missouri in 2012).
- Kansas is the No. 6 seed for the second consecutive season, in 2024 and 2025. Previously, the Jayhawks have been the No. 1 seed 17 times (1997-98-2002-03-07-09-10-11-12-13-14-15-16-17-18\*-20-22-23; 2018 later vacated). Note, KU was No. 1 seed in 2020 when the tourney was canceled. KU has been No. 2 seed five times (2001-05-06-08-21), No. 3 seed three times (1999-2004-19) and was the No. 5 seed in 2000.
- KU has reached the semifinals in 22 of the 27 Big 12 Championships. The Jayhawks did not reach the 2000, 2009, 2017 or 2024 semis and the 2018 event has been vacated.
- Kansas has won eight of its 11 Big 12 titles as the No. 1 seed – 1997, 1998, 2007, 2010, 2011, 2013, 2016 and 2018 (later vacated). KU was the No. 3 seed in its 1999 title run and the No. 2 seed in 2006 and 2008.
- Kansas has had 52 conference championship all-tournament selections, including 35 in the 28-year history of the Big 12 Championship. In 2023, Jalen Wilson and Dajuan Harris Jr. were KU's last all-tournament selections.

KANSAS IN KANSAS CITY

Kansas City has been a second home for KU over the years. The Jayhawks' first-ever game -- a 16-5 loss to Kansas City YMCA on Feb. 3, 1899 -- was played in Kansas City. The March 12, 2025 game in the Big 12 Championship will mark KU's 320th all-time game played in Kansas City, and its 59th in T-Mobile Center. Excluding exhibition contests, KU is 46-12 in T-Mobile Center, including winning the 2008, 2010, 2011, 2013, 2016, \*\*2018 and 2022 Big 12 Championships in the venue and the 2012 and 2016 CBE Hall of Fame Classics.

MORE NOTES ON THE JAYHAWKS IN KANSAS CITY

- From 1984-85 until 2023-24, Kansas played at least one regular-season game, be it in a tournament or a home contest, in Kansas City. KU only missed 1987-88, 1990-91, 1996-97 and 2020-21 and 2022-23 and in those seasons the Jayhawks played league tournament or NCAA Tournament postseason games in KC.
- KU is 233-86 in games played in Kansas City, which includes three vacated wins in 2018.

- KU played 106 games in Kemper Arena with an 81-25 record. Kansas went 26-4 in Kemper Arena from 1997 until 2006, when it played its last game in the venue. Included in that run were Big 12 Championship titles in 1997, 1998 and 1999.
- Kemper Arena was the host of the 1988 NCAA Final Four when the Jayhawks won the national championship.
- Kansas has won a mind-boggling 28 conference tournaments (13 holiday conference tourneys and 15 postseason league titles) with 26 of those in Kansas City. The lone two titles not in KC were in 2006 in Dallas and 2007 in Oklahoma City.

**KANSAS CONFERENCE TOURNAMENT TITLES IN KC**  
**Municipal Auditorium** (Conference Holiday Tournament) – 1951, 1953, 1956, 1957, 1962, 1964, 1965, 1966, 1968, 1970  
**Kemper Arena** (\*Big Eight Holiday Tournament) – \*1974, \*1977, \*1978, 1981, 1984, 1986, 1992, 1997, 1998, 1999, 2006, 2007  
**T-Mobile Center** – 2008, 2010, 2013, 2016, \*\*2018, 2022

Kansas at T-Mobile Center		
SEASON	RECORD	NOTES
2007-08	4-0	Big 12 Championship Title
2008-09	1-2	
2009-10	4-0	Big 12 Championship Title
2010-11	4-0	Big 12 Championship Title
2011-12	1-2	
2012-13	8-0	CBE Classic Title, Big 12 Championship Title, NCAA 1st/2nd Round wins
2013-14	2-1	
2014-15	3-1	Big 12 Championship Finalist
2015-16	4-0	Big 12 Championship Title
2016-17	4-2	CBE Hall of Fame Classic Title
**2017-18	0-1	Big 12 Championship Title
2018-19	3-1	Big 12 Championship Finalist
2019-20	1-0	
2021-22	4-0	Big 12 Championship Title
2022-23	2-1	Big 12 Championship Finalist
2023-24	1-1	
<b>OVERALL</b>	<b>46-12</b>	<b>79.3 winning percentage</b>

*\*\*NOTE: Kansas' three wins and the Big 12 title in 2018 that were later vacated.*

**JAYHAWKS WELL REPRESENTED ON ALL-BIG 12 TEAM**  
Kansas' Hunter Dickinson, Zeke Mayo and Dajuan Harris Jr. were named to the men's basketball All-Big 12 team in a vote by the conference coaches, the league announced March 10.

Dickinson was named to the 10-member first team, marking the second straight season the graduate center has earned first team honors. Mayo is a third-team all-conference selection and was also named to the Big 12 All-Newcomer Team. Harris garnered all-league honorable mention accolades for the third-consecutive season. Coaches were not able to vote for student-athletes from their own team.



# KU BY THE NUMBERS

13

Consecutive league regular-season titles - 2005-06-07-08-09-10-11-12-13-14-15-16-17, a KU record and tied for the longest in NCAA history.

15

30+ win seasons, nine under Bill Self

18

Streaks of 10 or more consecutive wins in the Bill Self era, including two in 2022-23. Eight of those have been 15+ win streaks.

20

Big 12 Conference regular-season championships for KU in the league's 27-year existence.

20

Undefeated home seasons at Allen Fieldhouse, including 2007-08, 2008-09, 2009-10, 2011-12, 2014-15, 2015-16 and 2018-19 under Bill Self.

21

Times a KU player or coach has been inducted into the Naismith Basketball Hall of Fame, which includes head coach Bill Self in 2017.

23

Or more victories for Kansas in 31 of the last 33 seasons beginning in 1989-90.

26

Championships for Kansas in the Bill Self era - 16 Big 12 regular-season titles, eight Big 12 postseason championships and two NCAA.

31

Including 2024-25, Kansas has won 10 or more league games in 30 of the last 31 seasons, starting in 1995. KU has won 10+ league games 61 times overall.

32

Consensus All-America First Team selections, the most of any NCAA Division I school, including Jalen Wilson in 2022-23

34

Beginning in 1990, KU has made the NCAA Tournament 33 times in the last 34 tournaments. Note: It would be 34 straight but 2018 was vacated.

36

Beginning in 1989-90, Kansas has won 20 or more games in 35 of the last 36 seasons, including 2024-25 (16 in 2018 due to vacated wins).

36

Consecutive seasons KU has led its conference in home attendance, beginning in 1986-87, excluding 2020-21 due to COVID, includes 2023-24.

63

Conference regular-season championships, most in NCAA Division I, including 2022-23.

130.4

Decibels reached inside of Allen Fieldhouse on Feb. 13, 2017, when the arena broke the Guinness Book of World Records mark for loudest crowd roar at an indoor sports event.

231

An NCAA record for consecutive weeks Kansas was ranked in the AP top 25. The streak began 2.2.2009, and spanned 433 games, and ended 2.1.2021.

384

Consecutive sellouts in Allen Fieldhouse, dating back to 2001-02. This includes the 2,500 capacity for 2020-21.

608

Wins for Bill Self in his 22nd season at Kansas. He is the winningest coach in KU history passing Phog Allen (590-219, 1907-09; 1919-56).

869

All-time Kansas victories inside Allen Fieldhouse. The historic building opened in 1955 and KU holds a 869-120 record in its home venue.

2,413

All-Time victories, the second most in NCAA Division I Men's Basketball.

In the 29-year history of the Big 12, Kansas has 38 All-Big 12 First Team selections which is more than twice as many as any other school. KU has had a first-team honoree in 26 of the 29 seasons of the league and two on the first team 12 times. Kansas leads the Big 12 with an all-time high 162 student-athletes named to All-Big 12 Men's Basketball Awards. Baylor is second with 123 selections.

## DICKINSON ON WOODEN AWARD NATIONAL BALLOT

Graduate C Hunter Dickinson was named to the John R. Wooden Award National Ballot, the Los Angeles Athletic Club announced March 9.

This is the second-straight and third time Dickinson has been named to the Wooden ballot consisting of 15. He was on the list in 2021 while at Michigan and in 2024 at Kansas, eventually earning Wooden All-American honors both seasons. Dickinson is vying to become the third Kansas player to earn the Wooden Award joining Danning Manning in 1988 and Frank Mason III in 2017.

The winners and the All Americans of the 2025 John R. Wooden Award, presented by Principal, will be honored at the Los Angeles Athletic Club on Friday, April 11, 2025.

## DICKINSON MOVING UP NCAA LISTS

Against Colorado (2/11), graduate C Hunter Dickinson scored his 2,600th career point, becoming the 45th player in NCAA Division I history to record 2,600-plus points. Currently at 2,697, Dickinson ranks tied for 31st on the NCAA's all-time scoring list. His 1,423 rebounds are 38th. He is only the third player in NCAA history to have 2,600-plus points and 1,400-plus rebounds.

## NCAA Division I Career 2,700+ Scoring & 1,400+ Rebounds

Name, School (Last Season)	Points/Rebounds
<b>Hunter Dickinson, Michigan/Kansas (2025).....</b>	<b>2,747/1,454</b>
Lionel Simmons, La Salle (1990) .....	3,217/1,429
Elvin Hayes, Houston (1968) .....	2,884/1,602

## NCAA Division I Career Scoring List

Rank. Name, School (Last Season)	Points
1. Pete Maravich, LSU (1970) .....	3,667
2. Antoine Davis, Detroit Mercy (2023).....	3,664
3. Freeman Williams, Portland State (1978).....	3,249
4. Chris Clemons, Campbell (2019) .....	3,225
5. Lionel Simmons, La Salle (1990) .....	3,217
--	--
<b>14. Danny Manning, Kansas (1988) .....</b>	<b>2,951</b>
--	--
20. Kevin Bradshaw, Bethune-Cookman/Alliant Int'l (1991)2,804	
21. Allan Houston, Tennessee (1993).....	2,801
22. J.J. Redick, Duke (2006) .....	2,769
23. Markus Howard, Marquette (2020) .....	2,761
<b>24. HUNTER DICKINSON, MICHIGAN/KANSAS (2025) ..</b>	<b>2,747</b>

## NCAA Division I Career Rebounding List

Rank. Name, School (Last Season)	Points
1. Tom Gola, La Salle (1955) .....	2,201
2. Joe Holup, George Washington (1956).....	2,030
3. Charlie Slack, Marshall (1956) .....	1,916
4. Ed Conlin, Fordham (1955) .....	1,884
5. Dickie Hemric, Wake Forest (1955).....	1,802
--	--
33. Ralph Sampson, Virginia (1983).....	1,511
34. Pete Padgett, Nevada (1976) .....	1,464
33. Angel Delgado, Seton Hall (2018).....	1,455
<b>34. HUNTER DICKINSON, MICHIGAN/KANSAS (2025) ..</b>	<b>1,454</b>

## DICKINSON REACHES 1,000 POINTS AT KANSAS

At Utah (2/15), graduate C Hunter Dickinson became the 69th player in KU history, 24th under Bill Self, to score 1,000 points at Kansas. He joined teammates Dajuan Harris Jr. and KJ Adams who reached 1,000 career points earlier this season. Scoring 1,000 points in 58 games made Dickinson the fastest Jayhawk to reach 1,000 points in the Bill Self era and the sixth fastest in KU history.

## Fastest Jayhawks to Reach 1,000 Points at Kansas

1. Wilt Chamberlain (1957-58) - 34 games
2. Clyde Lovellette (1950-52) - 45 games
3. Dave Robisch (1969-71) - 46 games
4. Wayne Hightower (1960-61) - 47 games
5. Walt Wesley (1964-66) - 54 games
- 6. HUNTER DICKINSON (2024-25) - 58 games**
7. Carl Henry (1983-84) - 59 games
8. Danny Manning (1984-88) - 64 games
9. Rex Walters (1992-93) - 65 games
10. Darnell Valentine (1978-81) - 66 games

## ELITE COMPANY

Graduate C Hunter Dickinson has scored 1,130 points at Kansas. He scored 1,617 at Michigan (2021-23). Dickinson is only the second active player in NCAA DI to have scored 1,000 points at two different schools joining Caleb Love at Arizona (1,476 points at UNC, 1,173 points at Arizona). Dickinson is the 14th player in NCAA DI history to accomplish the feat. Besides Love this season, Dae Dae Grant (Miami-Ohio/Duquesne) and Baylor Scheierman (South Dakota State/Creighton) accomplished the feat last season in 2023-24.

## 1,000 POINT SCORERS

At Utah (2/15), graduate Hunter Dickinson scored his 1,000th points at Kansas becoming the 69th Jayhawk, 24th in the Bill Self era to score 1,000 points at KU. Earlier this season KJ Adams, AJ Storr and Dajuan Harris Jr. reached 1,000 points for their career. Kansas now has seven players on its roster with 1,000-plus points, which ties for the most in NCAA Division I. Including transfers, there are six Jayhawks to reach 1,000 points - Hunter Dickinson (2,747), Zeke Mayo (2,009), David Coit (1,210), Shakeel Moore (1,114), Dajuan Harris Jr. (1,167), KJ Adams (1,101) and AJ Storr (1,070).

## NCAA DI Teams with Active 1,000 Scorers

Team	1,000 Points Players
<b>KANSAS</b>	<b>7</b>
Kentucky	7
Ole Miss	7
Minnesota	7
Alabama	6
Oklahoma State	6

## HARRIS SITS SECOND ON KU AND BIG 12 CAREER ASSISTS LISTS

Graduate G Dajuan Harris Jr. has 848 career assists while at KU, which ranks second all-time on the KU list. He only trails Aaron Miles (954, 2002-05). Harris' 848 assists also rank second on the Big 12 (1997-2025) career list behind Miles.

## Big 12 Career Assists (since the 1996-97 season)

Rank. Name, School (years)	Assists
<b>1. Aaron Miles, Kansas (2002-05)</b>	<b>954</b>
<b>2. DAJUAN HARRIS JR., KANSAS (2021-PR)</b>	<b>848</b>
3. Doug Gottlieb, Oklahoma State (1998-2000)	793
4. Monte Morris, Iowa State (2014-17)	768
5. Alex Robinson, TCU (2017-19)	672
<b>6. Kirk Hinrich, Kansas (2000-03)</b>	<b>668</b>

## Other Kansas players in the top 15

8. Devonte' Graham (2015-18)	632
10. Frank Mason III (2014-17)	576
11. Tyshawn Taylor (2009-12)	575
13. Sherron Collins (2007-10)	552

## Kansas Career Assists

Rank. Name (years)	Assists
1. Aaron Miles (2002-05)	954
<b>2. DAJUAN HARRIS JR. (2021-PR)</b>	<b>839</b>
3. Jacque Vaughn (1994-97)	804
4. Cedric Hunter (1984-87)	684
<b>5. Kirk Hinrich (2000-03)</b>	<b>668</b>

Pay Heed, All Who Enter:  
**BEWARE OF "THE PHOG"**

**NATIONAL CHAMPIONS**

1922, 1923, 1952, 1988, 2008, 2022

**BIG 12 CHAMPIONS (21)**

1997\*, 1998\*, 1999\*, 2002, 2003, 2005, 2006\*,  
2007\*, 2008\*, 2009, 2010\*, 2011\*, 2012, 2013\*,  
2014, 2015, 2016\*, 2017, 2020, 2022\*, 2023

*Regular season titles listed*

*\* - Regular season & tournament champions*

*\* - Tournament champions only*

- Kansas has 2,413 all-time victories which is the second most in NCAA Division I men's basketball history.
- Under Bill Self, Kansas has won 16 regular-season Big 12 championships with just 20 losses at Allen Fieldhouse.
- KU has held opponents to fewer than 100 points in 829 of its last 832 games dating back to 2/16/2002. The last team to score 100 on Kansas in a 40-minute game was Gonzaga (102-90) on 11.26.2020 with the previous being Oklahoma (100-78) on 2.27.1990.
- Kansas set the NCAA DI record for being ranked in the Associated Press poll at 231 consecutive weeks from Feb. 2, 2009 until Feb. 1, 2021. KU's stretch consisted of 433 games of being ranked. Kansas missed one week and was then ranked for 80 weeks. Therefore, Kansas has been ranked in 311 of the last 314 weeks.
- KU has won at least 12 league games for 23 of the last 26 seasons.
- Each four-year KU senior class since 1986-87 has won at least 100 games. The 2024-25 KU four-year players - KJ Adams, Dillon Wilhite - have won 101.
- Kansas has a .500 winning percentage or better series record 14 of 16 league foes.
- KU is the only Big 12 school to have won a Big 12 regular-season championship with two different coaches (Roy Williams and Bill Self).
- Kansas is first in the conference in wins with a 385-99 record in Big 12 regular-season games. Including the league postseason championship, KU is first at 437-111.
- Under Bill Self, Kansas is 172-15 (92.0%) in Big 12 home games: 8-0 in 2004, 7-1 in 2005, 7-1 in 2006, 7-1 in 2007, 8-0 in 2008, 8-0 in 2009, 8-0 in 2010, 7-1 in 2011, 9-0 in 2012, 8-1 in 2013, 9-0 in 2014, 9-0 in 2015, 9-0 in 2016, 8-1 in 2017, 3-2 in 2018, 9-0 in 2019, 8-1 in 2020, 8-1 in 2020-21, 9-0 in 2021-22, 8-1 in 2022-23, 8-1 in 2023-24 and 7-3 in 2024-25.

**JAYHAWKS IN THE NBA (11)**

Ochai Agbaji – Toronto Raptors  
Christian Braun – Denver Nuggets  
Gradey Dick – Toronto Raptors  
Joel Embiid – Philadelphia 76ers  
Johnny Furphy – Indiana Pacers  
Kevin McCullar Jr. – New York Knicks  
Markieff Morris – L.A. Lakers  
Sviatoslav Mykhailiuk – Utah Jazz  
Kelly Oubre, Jr. – Philadelphia 76ers  
Andrew Wiggins – Miami Heat  
Jalen Wilson – Brooklyn Nets

**KANSAS LEAGUE TITLES, 63**

With its 2022-23 championship, Kansas claimed its 21st Big 12 regular-season title. KU's 63 all-time conference titles are the most in NCAA Division I history. Kentucky is second with 53. The Jayhawks have claimed 16 outright or shared league titles since 2003-04 (i.e. the Bill Self era).

**THIS DAY IN KANSAS BASKETBALL HISTORY**

**MARCH**

**12**

March 12, 1948: Kansas defeated Iowa State, 61-54, under legendary coach Phog Allen. Otto Schnellbacher, Kansas' great four-time all-conference forward, scored an impressive 19 points. Schnellbacher ended the season as KU's leading scorer with 203 points to average 12.8 points per game. Teammate Jack Eskridge, a senior forward, led all scorers with 22 points to help propel the Jayhawks to victory. Eskridge ended the season with 177 points and averaged 7.6 points per game, scoring 73 points in the last three games.

**JAYHAWKS ON THE CAREER ACTIVE NCAA DI LISTS**

Graduates Hunter Dickinson and Dajuan Harris Jr. both rank high in the active NCAA career lists with Dickinson at 2,747 points and Harris at 848 assists and 170 games played.

**Active NCAA DI Leaders (Through Games of 3/9/25)**

**Hunter Dickinson**

1. Points - 2,747
1. Field Goals Made - 1,111
3. Rebounds - 1,454
3. Double-Doubles - 62
5. Rebound Average - 9.2
9. Scoring Average - 17.4

**Dajuan Harris Jr.**

- T1. Games Played - 170 (RJ Davis, UNC)
2. Assists - 848 (Ryan Nembhard , Gonzaga, 849)
2. Assist-to-Turnover Ratio - 2.94
7. Steals - 258

**Zeke Mayo**

21. Points - 2,009
22. Three-Point Field Goals Made - 306

**SELF AND HISTORIC MILESTONES**

With the 77-69 win against Michigan State on Nov. 12, Kansas head coach Bill Self passed Dr. F.C. "Phog" Allen as the winningest coach in KU history. In his 22nd season at Kansas, Self has amassed 608 wins, while Allen's 590 victories at KU was set in a 39-year span (1907-09; 1919-56). Self ranks as the fourth active coach to reach 600 wins at the same school - Mark Few, Gonzaga (739), Tom Izzo, Michigan State (733), Greg Kampe, Oakland (712), and Bill Self, Kansas (608).

**RECORDS OF KANSAS COACHES**

NAME (SEASONS)	W	L	PCT.
James Naismith (9)	55	60	.478
W. O. Hamilton (10)	125	59	.679
*Karl Schlademan	1	0	1.000
**Howard Engleman	8	6	.571
Dr. F.C. Allen (39)	590	219	.729
Dick Harp (8)	121	82	.596
Ted Owens (19)	348	182	.657
Larry Brown (5)	135	44	.754
Roy Williams (15)	418	101	.805
Bill Self (22nd)	608	154	.798
Totals (127th)	2,413	907	.727

\*Schlademan coached first game of 1920 season before Dr. Allen took over. \*\*Engleman finished 1947 season as head coach after Dr. Allen was ordered to take a rest following the 13th game.

With the 84-66 win against UNCW on Nov. 19, Self won his 800th all-time win with an 813-257 record in his 32nd season as a head coach. Self is just the 16th all-time and third active NCAA DI head coach to amass 800 all-time victories (John Calipari and Rick Barnes). Self is the fourth fastest head coach to reach 800 wins (1,048 games).

**CLOSE CALLS**

After its 78-73 loss against No. 10 Texas Tech (3/1), Kansas is 3-3 in games decided by five points or less or in overtime this season. In 2023-24, Kansas posted a 7-3 record in games decided by five points or less. In 2022-23, Kansas had 11 games decided by five points or less and/or in overtime. KU went 9-2 in those contests.

In Kansas' 2021-22 national championship season, KU also played 11 games with the outcome being decided by five points or less or in overtime. KU went 9-2 in those contests.

**KANSAS RECORD IN GAMES DECIDED BY 5 OR FEWER POINTS, OR OVERTIME UNDER BILL SELF**

Season	W-L	Pct	Home*	Neutral	Road
2003-04	2-3	.400	1-1	0-2	1-0
2004-05	6-5	.545	5-1	0-2	1-2
2005-06	2-6	.250	1-2	1-3	0-1
2006-07	7-2	.778	2-1	3-0	2-1
2007-08	5-2	.714	1-0	2-0	2-2
2008-09	1-4	.200	1-1	0-2	0-1
2009-10	5-1	.833	1-0	1-1	3-0
2010-11	8-0	1.000	3-0	1-0	4-0
2011-12	6-1	.857	1-0	4-0	1-1
2012-13	6-3	.667	1-1	0-2	5-0
2013-14	4-5	.444	1-1	2-2	1-2
2014-15	8-5	.615	3-0	2-1	3-4
2015-16	4-1	.800	2-0	1-1	1-0
2016-17	9-3	.750	3-1	1-2	5-0
2017-18	4-2	.667	1-0	1-0	3-1
2018-19	10-2	.833	5-0	2-0	3-2
2019-20	5-2	.714	1-0	1-1	3-1
2020-21	6-2	.750	4-0	1-0	1-2
2021-22	9-2	.818	5-0	1-1	3-1
2022-23	9-2	.818	5-0	2-1	2-1
2023-24	7-3	.700	4-0	1-1	2-2
2024-25	3-3	.500	2-3	1-0	0-0
<b>TOTALS:</b>	<b>126-59</b>	<b>.681</b>	<b>53-12</b>	<b>28-22</b>	<b>46-24</b>

**DICKINSON ON NAISMITH TROPHY MIDSEASON TEAM**

Graduate C Hunter Dickinson has been named to the 30-member 2024-25 Jersey Mike's Naismith Trophy Men's College Player of the Year Midseason Team, the Atlanta Tipoff Club announced Feb. 14. Dickinson is vying to be the third Jayhawk to win the honor, along with Danny Manning (1988) and Frank Mason III (2017).

**DICKINSON ON OSCAR ROBERTSON MIDSEASON WATCH LIST**

For the second-straight year, graduate center Hunter Dickinson was named to the 50-member 2024-25 Oscar Robertson Trophy Midseason Watch List, the U.S. Basketball Writers Association (USBWA) announced Feb. 3.

Members of the association's board of directors chose the players that will be considered as contenders for the Oscar Robertson Trophy representing the national player of the year. All Division I players remain eligible for the award. Dickinson is looking to become the second Jayhawk to win the Oscar Robertson Trophy, joining Frank Mason III who was the 2017 recipient.

The Oscar Robertson Trophy winner is to be announced at the NCAA Men's Final Four in San Antonio, from April 5-7. The formal presentation of the trophy will follow at the annual USBWA Awards Luncheon hosted by the Missouri Athletic Club in St. Louis. A final watch list will be released in early and those chosen will be included on the USBWA's annual awards ballot.



**DICKINSON NAMED TO NABC POY WATCH LIST**

For the second straight season, Kansas graduate center Hunter Dickinson has been named to the 2025 National Association of Basketball Coaches (NABC) Division I Player of the Year Preseason Watch list. There are 20 student-athletes on the NABC preseason list. The 2025 NABC Division I Player of the Year - selected by a nationwide vote of Division I head coaches - will be announced the week of the 2025 Men's Final Four. Historically, Dickinson is looking to become the fifth Jayhawk to win the NABC Player of the Year joining Danny Manning (1988), Drew Gooden (2002), Nick Collison (2003) and Frank Mason III (2017).

**KANSAS VS. TOP-25 TEAMS**

Kansas' game against No. 24 Arizona (3/8) was KU's 212th against a ranked Associated Press (AP) team in the Bill Self era. KU is 4-4 versus ranked foes this season. In 2023-24, Kansas went 7-5 against AP ranked opponents, including 4-2 versus top 10. In the Bill Self era, KU is 131-81 against AP-ranked opponents, including 53-34 versus Top-10 foes. Entering 2024-25, Self's KU teams have collected seven or more wins against ranked foes in each of the last four and five of the last six seasons.

Kansas' record against top-10 ranked opponents in Allen Fieldhouse is even more impressive. KU is 25-18 against foes ranked inside the top-10 of the AP poll since 2013-14. Since Bill Self's first season, 2003-04, the Jayhawks are 26-6 against AP top-10 teams inside Allen Fieldhouse and have won 10 of their last 12 such meetings.

**KU VS. AP TOP-25 TEAMS UNDER BILL SELF**

SEASON	RECORD	VS. TOP-10
2024-25	4-4	2-4
2023-24	7-5	4-2
2022-23	7-7	4-2
2021-22	8-4	2-1
2020-21	8-7	3-3
2019-20	4-3	1-2
2018-19	8-4	2-1
2017-18	3-4	1-1
2016-17	6-3	5-1
2015-16	12-4	4-1
2014-15	10-6	0-1
2013-14	7-4	3-0
2012-13	5-2	2-1
2011-12	7-5	6-4
2010-11	5-1	1-1
2009-10	8-1	2-0
2008-09	3-3	1-2
2007-08	5-2	3-0
2006-07	5-2	2-2
2005-06	3-3	1-2
2004-05	4-2	3-1
2003-04	2-5	1-2
<b>TOTAL</b>	<b>131-81</b>	<b>53-34</b>

**WINNING THE BIG 12 IS NO CAKEWALK**

The Big 12 has led all conferences in average NET ranking in four consecutive seasons and has been the top ranked Conference in NET/RPI (prior to 2019) in nine of the past 11 seasons. Additionally, The Big 12 has led the nation in non-conference winning percentage in each of the past three seasons. The conference was 147-34 (.812) in regular season non-league games in 2023-24.

The stoutness of the league is also highlighted by KU's strength of schedule during this stretch, which has been among the toughest every season. The Jayhawks have posted a top-10 strength of schedule 14 times in Bill Self's 21 seasons at KU, which includes the nation's strongest schedule six times - 2004-05, 2013-14, 2014-15, 2018-19 and 2022-23.

**BIG 12 & KU RPI/NET RANKINGS (AS OF 3/9/25)**

SEASON	KU RPI/NET	KU NET SOS	BIG 12 RPI/NET*
2024-25	18	10	-
2023-24	21	3	1
2022-23	9	1	1
2021-22	3	3	1
2020-21	17	13	4
2019-20	2	1	2
2018-19	17	1	1
2017-18	3	2	1
2016-17	4	19	2
2015-16	1	2	1
2014-15	5	1	1
2013-14	4	1	1
2012-13	5	17	5
2011-12	5	8	4
2010-11	1	10	3
2009-10	1	6	1
2008-09	11	13	3
2007-08	4	12	3
2006-07	10	44	7
2005-06	32	60	5
2004-05	3	1	3
2003-04	12	6	4
*average NET of every conference team compared to other leagues			

**KANSAS NOTABLES**

- Graduate C Hunter Dickinson is the only active player in NCAA Division I to have more than 2,700 career points and 1,400 career rebounds. Dickinson has 2,747 points and 1,454 rebounds.
- Kansas is 9-0 this season when its opponent scores 59 points or less. KU is 218-2 under Bill Self, since 2003-04, when holding foes to 59 or less points.
- With the win against Arizona, Kansas is 131-23 (85.0%) following a loss in the Bill Self era (2003-04 to present), including 8-3 this season.
- For 55 weeks, from the first poll of the 2021-22 season until Feb. 26, 2024, KU was ranked in the Associated Press Top 10.
- Under Bill Self, Kansas is 24-4 (85.7%) in Allen Fieldhouse against teams ranked higher than KU. The losses were March 1, 2025 vs. Texas Tech (78-73), Jan. 25, 2025 vs. Houston (92-86 2OT) and Dec. 1, 2005 vs. Nevada (72-70) and KU has won 16 of the last 18 in that scenario.
- Under Bill Self, Kansas is 26-6 (81.3%) against AP top-10 teams in games played in Allen Fieldhouse, including 2-2 this season. KU has won 10 of its last 12 against AP Top-10 foes in AFH dating back to Feb. 27, 2021.
- After its win Duke (11/26/24), Kansas has now won its last nine games against Blue Blood schools - North Carolina and Duke this season; Indiana, UConn and Kentucky in 2023-24; Kentucky, Indiana and Duke in 2022-23; and North Carolina in the 2022 NCAA title game.
- Kansas is 45-10 when Dajuan Harris Jr. scores 10 or more points in a game, including 10-5 this season in 2024-25.
- Kansas is 86-8 in its last 94 games when outrebounding its opponent. Included was a 61-game win streak when KU outrebounded its opponent.
- KU has won 84 of its last 86 games in Allen Fieldhouse when leading at halftime, dating back to the beginning of the 2018-19 season.
- Kansas beat Kentucky, 89-84 (11/24/2023), thanks in part to 27 made free throws. Including its 25 made against UCF (1/28/25), KU is 49-1 under Bill Self (since 2003-04) when it makes 25 or more free throws in a game, the best record by any D-I team in that span (minimum 40 games).
- Kansas is 118-18 (86.8%) in the month of December under coach Bill Self (since 2003-04).
- Kansas has won 26 of its last 29 games in the month of December beginning with the final game of the 2019-20 season. KU had a streak of 24-straight December wins from Dec. 2019 to Dec. 4, 2024, at Creighton.

**MEDIA INFORMATION****Hawk Talk Radio Show**

Hawk Talk, Bill Self's radio show, airs weekly during the season from 6-7 p.m. Central on most Jayhawk Radio Network stations. Originating from Johnny's in west Lawrence, the remaining dates for Hawk Talk are March 10.

**Pre-Game Press Conferences**

Kansas men's basketball will preview upcoming opponents with press conferences throughout the 2024-25 season. The remaining schedule is: March 9.

**JAYHAWK RADIO NETWORK AFFILIATES**

Abilene/Salina	KDJM-101.7 FM
Coffeyville	KGGF-104.1 FM
Concordia	KNCK-94.9 FM
Dodge City	KGNO-1370 AM
Emporia	KVOE-1400 AM
Fort Scott	KMDO-1400 AM
Fort Scott	KOMB-103.9 FM
Garden City	KBUF-1030 AM
Glen Elder	KZDY-96.3 FM
Goodland/Colby	KWGB-97.9 FM
Great Bend	KBGL-106.9 FM
Hays	KAYS-1400 AM
Hutchinson	KSKU-94.7 FM
Iola	KIOL-1370 AM
Kansas City	KCTE-1510 AM
Kansas City	KCTE-99.3 FM
Kansas City	KCMO-103.7 FM
Kansas City	WHB-810 AM
Lawrence	KLWN-1320 AM
Lawrence	THE BULL-92.9 FM
Liberal	KSCB-1270 AM
Marysville	KNDY-95.5 FM
Parsons	KLKC-1540 AM
Parsons	KLKC-93.5 FM
Phillipsburg	KKAN-1490 AM
Phillipsburg	KQMA-92.5 FM
Russell	KRSL-95.9 FM
Topeka	KMAJ-1440 AM
Topeka	KWIC 99.3 FM
Wellington	KLEY-100.3 FM
Wichita	KKGQ-92.3 FM

-- affiliates subject to change, check your local listings

**Bench Points Under Bill Self**

Season	Bench Points Avg. (Pts/Games)
2006-07	25.5 (968/38)
2005-06	25.3 (835/33)
2010-11	24.4 (926/38)
2007-08	23.9 (957/40)
2009-10	22.4 (806/36)
2015-16	21.9 (831/38)
2014-15	21.7 (780/36)
2013-14	21.3 (744/35)
<b>2024-25</b>	<b>20.8 (645/31)</b>
2008-09	20.6 (720/35)
2021-22	18.6 (742/40)
2004-05	18.4 (551/30)
2019-20	17.2 (534/31)
2012-13	16.1 (594/37)
2003-04	16.0 (527/33)
2016-17	15.2 (547/36)
2020-21	15.1 (454/30)
2018-19	13.7 (493/36)
2017-18	12.4 (485/39)
2023-24	11.8 (401/34)
2011-12	11.7 (456/39)
2022-23	10.9 (392/36)

KANSAS NBA CHAMPIONS

NBA Champion Jayhawks (\*Finals Most Valuable Player)

- Clyde Lovellette (1950-52 at KU) - 1954 (Minneapolis Lakers); 1963, 1964 (Boston Celtics)
- Maurice King (1955-57 at KU) - 1960 (Boston Celtics)
- Wilt Chamberlain (1957-58 at KU) - 1967 (Philadelphia 76ers); \*1972 (L.A. Lakers)
- Jo Jo White (1966-69 at KU) - 1974, \*1976 (Boston Celtics)
- Bill Bridges (1959-61 at KU) - 1975 (Golden State Warriors)
- Wayne Simien (2002-05 at KU) - 2006 (Miami Heat)
- Jacque Vaughn (1994-97 at KU) - 2007 (San Antonio Spurs)
- Paul Pierce (1996-98 at KU) - \*2008 (Boston Celtics)
- Scot Pollard (1994-97 at KU) - 2008 (Boston Celtics)
- Mario Chalmers (2006-08 at KU) - 2012, 2013 (Miami Heat)
- Brandon Rush (2006-08 at KU) - 2015 (Golden State Warriors)
- Sasha Kaun (2005-08 at KU) - 2016 (Cleveland Cavaliers)
- Markieff Morris (2009-11 at KU) - 2020 (Los Angeles Lakers)
- Andrew Wiggins (2014 at KU) - 2022 (Golden State Warriors)
- Christian Braun (2020-22 at KU) - 2023 (Denver Nuggets)
- Sviatoslav Mykhailiuk (2015-18 at KU) - 2024 (Boston Celtics)

Kansas McDonald’s All-Americans (52, began in 1977)

Darnell Valentine (1977), Greg Dreiling (1981), Danny Manning (1984), Rick Calloway (1985), Tony Guy (1985), Mark Randall (1986), Mike Maddox (1987), Darrin Hancock (1990), Ben Davis (1991), Calvin Rayford (1991), Jacque Vaughn (1993), Raef LaFrentz (1994), Paul Pierce (1995), Ryan Robertson (1995), Lester Earl (1996), Eric Chenowith (1997), Kenny Gregory (1997), Jeff Boschee (1998), Nick Collison (1999), Aaron Miles (2001), Wayne Simien (2001), J.R. Giddens (2003), David Padgett (2003), Mario Chalmers (2005), Micah Downs (2005), Julian Wright (2005), Darrell Arthur (2006), Sherron Collins (2006), Cole Aldrich (2007), Xavier Henry (2009), Josh Selby (2010), Perry Ellis (2012), Wayne Selden, Jr. (2013), Andrew Wiggins (2013), Cliff Alexander (2014), Kelly Oubre Jr. (2014), Carlton Bragg Jr. (2015), Cheick Diallo (2015), Malik Newman (2015), Udoka Azubuike (2016), Josh Jackson (2016), Billy Preston (2017), Devon Dotson (2018), Quentin Grimes (2018), David McCormack (2018), Bryce Thompson (2020), Grady Dick (2022), Ernest Udeh Jr. (2022), M.J. Rice (2022), Elmarko Jackson (2023), Flory Bidunga (2024), Darryn Peterson (2025)

2024-25 Big 12 Preseason Coaches Poll

Place. Team (first place votes)

1. KANSAS (9) – 215

- 2. Houston (5) – 211
- 3. Iowa State (1) – 194
- 4. Baylor – 185
- 5. Arizona (1) – 179
- 6. Cincinnati – 140
- 7. Texas Tech – 135
- 8. K-State – 133
- 9. BYU – 116
- 10. TCU – 90
- 11. UCF – 83
- 12. Arizona State – 64
- 13. West Virginia – 62
- 14. Oklahoma State – 46
- 15. Colorado – 37
- 16. Utah – 30

CELEBRATING 70 YEARS OF ALLEN FIELDHOUSE

Kansas basketball is celebrating the 70th year of Allen Fieldhouse in 2024-25 and the historic structure has had some major improvements that began following the 2023-24 season. The enhancements include a new floor, a new scoreboard with additional scoreboards in the southwest and northeast corners, chairback additions on the west side and improved ADA seating throughout the venue. With the aforementioned, the new capacity for Allen Fieldhouse is 15,300. Additionally, both the second and third floor concourses have makeovers allowing patrons more access to pre- and post-game areas, enhancing the experience of being part of the most historic venue in college basketball.

- Dajuan Harris Jr. is one of only two Jayhawks to amass more than 800 assists and 200 steals for his career. Harris has 848 assists and 258 steals. Only KU great Aaron Miles (2002-05) is in the same company. Miles had 954 assists and 264 steals.
- Zeke Mayo tied a Kansas record for consecutive free throws made in a game without a miss making 13 straight against West Virginia (12/31/24). He tied Devonte’ Graham who was 13-for-13 against Texas Tech (1/2/2018).

MORE KANSAS NOTABLES

- Kansas men’s basketball posted a 3.27 grade point average in the fall semester.
- With the 86-51 win against Furman on Nov. 30, Kansas won its 2,400th all-time game, becoming only the second school to achieve 2,400 wins - 1. Kentucky (2,421); **2. KANSAS (2,413)**; 3. North Carolina (2,392).
- Kansas has been ranked 311 of the last 314 Associated Press polls dating back to Feb. 2, 2009. Included was a streak of 231 polls from 2.2.2009 until 2.1.2021. Kansas’ 80 consecutive weeks from 2.15.2021 until 2.16.25.
- For the 21st time in the 28-year history of the coaches’ men’s basketball preseason Big 12 poll, Kansas was selected as the favorite to win the conference.
- With Texas Tech winning at Houston (2/1/25), Kansas’ 2002 team remains as the only team in Big 12 history to go undefeated in Big 12 play. KU went 16-0 in 2002.
- From Dec. 14-31, senior G Zeke Mayo posted 25 or more points in three-consecutive games with 26 vs. NC State (12/14), 25 vs. Brown (12/22) and 27 vs. West Virginia (12/31). The last two Jayhawks to post 25-plus points in three-straight games were All-America selections Ochai Agbaji during the 2021-22 season and Drew Gooden during the 2001-02 season.
- At 14-3, Kansas has won 10 or more home games for 39 of the last 40 seasons, beginning in 1983-84 (9-3 in 2018). KU has won 12 or more in Allen Fieldhouse for 25 of the last 26 seasons beginning in 1999-2000 (9-3 in 2018).
- Kansas won its mind-boggling 52nd-straight home opener with an 87-57 win against Howard on Nov. 4, 2024. The streak began in 1973-74 under head coach Ted Owens. KU coaches Larry Brown (5-0) and Roy Williams (15-0) never lost a home opener. KU is 22-0 in home openers in the Bill Self era.
- Kansas has won 33 of its last 34 conference openers, beginning in 1991-92 under head coach Roy Williams. The 33-game streak ended with a KU 62-61 loss to West Virginia on 12/31/24.
- Beginning in 1983-84 under coach Larry Brown, Kansas has not lost a home finale which is a span of 42 seasons.
- On Feb. 22, Kansas retired Arthur “Dutch” Lonborg’s jersey No. 7. Lonborg was a three-sport letterwinner at Kansas in football, basketball and baseball. The Gardner, Illinois, native was a three-time all-conference performer in football (1917-19), twice named all-conference in basketball and was a Helms Foundation All-America First Team selection in basketball in 1919. After graduating from the KU law school, Lonborg coached at McPherson College and Washburn before beginning a 23-year career as coach at Northwestern. At Northwestern, he was instrumental in organizing the first NCAA basketball tournament in 1939. He was Kansas’ director of athletics from 1950 to 1964, which included the building of Allen Fieldhouse. Lonborg was enshrined into the Naismith Memorial Basketball Hall of Fame in 1973 as a coach.

- Prior to the Jan. 25 Houston contest, Kansas had a moment of silence for Jonathan Phog, aka JP, Bemberger who died Jan. 21 in Lenexa, Kansas, after a four-plus year battle with cancer. In November 2020, Bemberger was named an official member of the KU team through Team IMPACT. JP was diagnosed with Ewing’s Sarcoma, a form of pediatric cancer, and underwent chemotherapy, radiation and multiple surgeries in fighting the illness that eventually took his life.

KANSAS SIGNS THREE IN EARLY PERIOD

Kansas men’s basketball has signed three in the early signing period for the 2025-26 season with Darryn Peterson, Samis Calderon and Bryson Tiller. Tiller, a redshirt for 2024-25, joined the Kansas team in January and is practicing during the spring 2025 semester.

Darryn Peterson

(6-5, 195, G, Canton, Ohio, Prolific Prep [Calif.])

- 2025 Naismith Trophy Boys HS Player of the Year
- 2025 Naismith Trophy Boys HS All-America First Team
- 2025 McDonald’s All-American
- A top three recruit in the nation. Is ranked by No. 2 ESPN100 and 247Sports.com, and No. 3 by Rivals and On3.com in the 2025 recruiting class.
- Playing his senior prep season at Prolific Prep in Napa, California, in 2024-25.
- Played his first two years of high school basketball at Cuyahoga Falls High School in Cuyahoga, Ohio and then transferred to Huntington Prep in West Virginia in 2023-24 before moving on to Prolific Prep.
- Plays club basketball for Phenom United where he averaged 28.2 points, 7.2 rebounds, 4.6 assists, 4.2 steals and 3.0 blocked shot per game in summer 2024 in the Adidas 3Stripes Select league.
- In 2023, Peterson won a gold medal with USA Basketball at the FIBA Under-16 Americas Championship in Merida, Yucatan, Mexico. At the championship, Peterson averaged 16.8 points, 3.8 rebounds, 3.7 assists and 3.3 steals in earning all-tournament honors.

Samis Calderon

(6-8, 200, F, Espirito Santo, Brazil, Overtime Elite)

- Has a 7-foot-2 wingspan.
- A graduate of the NBA Academy Latin America located in Mexico City.
- Currently playing in his second season for Overtime Elite (OTE) in Atlanta.
- Has international experience while representing his home country of Brazil. He played for Brazil the 2023 FIBA U19 World Championships in Debrecen, Hungary, where he averaged 9.6 points, 5.6 rebounds and 1.7 assists per game during the event.
- Has competed for Brazil in the 2022 Under 18 Americas Championship and 2022 Under 18 South America Championship.

UP NEXT



AT PHILLIPS 66 BIG 12 CHAMPIONSHIP

March 11-15, 2025  
T-Mobile Center  
Kansas City, Mo.

Should Kansas win its opening game of the 2025 Big 12 Championship, KU would face No. 3 seed Arizona on Thursday, March 13, in the quarterfinals. Tip from T-Mobile Center in Kansas City, Missouri, is set for 8:30 p.m. Central and the game will be televised on either ESPN or ESPN2.

Kansas holds a 9-5 series advantage against Arizona, including an 83-76 KU win on March 8, 2025, in Allen Fieldhouse. KU and UA have met six times on a neutral court with Kansas holding a 4-2 record in those meetings.



# BILL SELF

## HEAD COACH

Oklahoma State '85  
22nd Season at Kansas  
32nd Season Overall

**Family:** Cindy (wife), Lauren (daughter),  
Tyler (son), Ella, Phoebe and Jack (grandchildren)

### CAREER RECORD // YEAR-BY-YEAR

YEAR	OVERALL W-L / %	CONF. W-L / %	NOTE
<b>ORAL ROBERTS (1993-97)</b>			
1993-94	6-21 .222	- -	None
1994-95	10-17 .370	- -	None
1995-96	18-9 .667	- -	None
1996-97	21-7 .750	- -	NIT
<b>TULSA (1997-2000)</b>			
1997-98	19-12 .613	9-5 .643	3rd WAC
1998-99	23-10 .697	9-5 .643	t-1st WAC / NCAA Rnd of 32 (9 seed)
1999-00	32-5 .865	12-2 .857	1st WAC / NCAA Elite Eight (7)
<b>ILLINOIS (2000-03)</b>			
2000-01	27-8 .771	13-3 .813	t-1st Big Ten / NCAA Elite Eight (1 seed)
2001-02	26-9 .743	11-5 .688	t-1st Big Ten / NCAA Sweet 16 (4)
2002-03	25-7 .781	11-5 .688	* 2nd Big Ten / NCAA Rnd of 32 (4)
<b>KANSAS (2003-present)</b>			
2003-04	24-9 .727	12-4 .750	2nd Big 12 / NCAA Elite Eight (4 seed)
2004-05	23-7 .767	12-4 .750	t-1st Big 12 / NCAA Rnd of 64 (3)
2005-06	25-8 .758	13-3 .813	* t-1st Big 12 / NCAA Rnd of 64 (4)
2006-07	33-5 .868	14-2 .875	* 1st Big 12 / NCAA Elite Eight (1)
2007-08	37-3 .925	13-3 .813	* t-1st Big 12 / NCAA Champions (1)
2008-09	27-8 .771	14-2 .875	1st Big 12 / NCAA Sweet 16 (3)
2009-10	33-3 .917	15-1 .938	* 1st Big 12 / NCAA Rnd of 32 (1)
2010-11	35-3 .921	14-2 .875	* 1st Big 12 / NCAA Elite Eight (1)
2011-12	32-7 .821	16-2 .889	1st Big 12 / NCAA Runner-Up (2)
2012-13	31-6 .838	14-4 .778	* t-1st Big 12 / NCAA Sweet 16 (1)
2013-14	25-10 .714	14-4 .778	1st Big 12 / NCAA Rnd of 32 (2)
2014-15	27-9 .750	13-5 .722	1st Big 12 / NCAA Rnd of 32 (2)
2015-16	33-5 .868	15-3 .833	* 1st Big 12 / NCAA Elite Eight (1)
2016-17	31-5 .861	16-2 .889	1st Big 12 / NCAA Elite Eight (1)
2017-18	16-8 .667	6-5 .545	
2018-19	26-10 .722	12-6 .667	3rd Big 12 / NCAA Rnd of 32 (4)
2019-20	28-3 .903	17-1 .944	1st in Big 12
2020-21	21-9 .700	12-6 .667	2nd in Big 12 / NCAA Rnd 32 (3)
2021-22	34-6 .850	14-4 .778	* t-1st Big 12 / NCAA Champions (1)
2022-23	24-8 .750	13-5 .722	t-1st in Big 12 / NCAA Rnd 32 (1)
2023-24	23-11 .676	10-8 .556	t-5th in Big 12 / NCAA Rnd 32 (4)
2024-25	20-11 .645	11-9 .550	6th in Big 12
<b>TOTAL</b>	<b>815-259 .759</b>	<b>355-111 .762</b>	<b>29 league titles (20 reg. season, 9 tourney)</b>
<b>KANSAS</b>	<b>608-154 .798</b>	<b>290-86 .771</b>	<b>24 Big 12 titles (16 reg. season, 8 tourney)</b>
ILLINOIS	78-24 .765	35-13 .729	Three Big Ten titles (2 reg. season, 1 tourney)
TULSA	74-27 .733	30-12 .714	Two WAC titles / 4-2 NCAA tourney record
ORU	55-54 .505	- -	

\* - won conference tournament; Note - ORU was independent during Self's tenure, so all games played at ORU were nonconference.

### KANSAS RECORD // HOME-ROAD-NEUTRAL

	W	L	%
HOME (AFH) AT KU	331	21	.940
HOME (T-Mobile Center) AT KU *	11	3	.786
ROAD AT KU	141	85	.624
NEUTRAL AT KU	128	45	.739
<b>TOTAL</b>	<b>608</b>	<b>154</b>	<b>.798</b>

\* Since 2007-08, regular-season games played at T-Mobile Center on the KU season-ticket package are considered home games.

In Conference Tournament (at Kansas) .....	44-15 (35-10)
In NCAA Tournament (at Kansas) .....	53-23 (43-18)
In Postseason Play (at Kansas) .....	97-38 (78-28)
In Overtime (at Kansas) .....	31-16 (26-12)

### NATIONAL CHAMPION

2008 & 2022



### CONFERENCE CHAMPION

20 REGULAR SEASON TITLES

9 TOURNEY TITLES

### HALL OF FAME CLASS OF 2017 INDUCTEE



### TROPHY CASE

- **NCAA Championship titles** (2008, 2022)
- **NCAA Final Four** (2008, 2012, 2022)
- **20 Regular Season Conference Titles:** 2 at Tulsa (1999, 2000); 2 at Illinois (2001, 2002); 16 at Kansas (2005, 2006, 2007, 2008, 2009, 2010, 2011, 2012, 2013, 2014, 2015, 2016, 2017, 2020, 2022, 2023)
- **9 Conference Tournament Titles:** 1 at Illinois (2003); 8 at Kansas (2006, 2007, 2008, 2010, 2011, 2013, 2016, 2022)

### CAREER HONORS

- **Naismith Memorial Basketball Hall of Fame** - Class of 2017 inductee
- **National Coach of the Year** - 2000 (*Sporting News*; Wooden), 2009 (Yahoo! Sports; *Sporting News*; Athlon Sports; CBSSports.com; USBWA; AP; CBS/Chevrolet; ESPN.com), 2012 (*Sporting News*; Adolph Rupp; Naismith), 2016 (AP, Bleacher Report, *USA Today*, NABC)
- **Conference Coach of the Year** - 2000 (WAC), 2006 (Big 12), 2009 (Big 12), 2011 (Big 12), 2012 (co-Big 12), 2015 (Big 12 by AP), 2016 (Big 12 by AP), 2017 (Big 12), 2018 (co-Big 12 and AP)
- **Wooden Award "Legends of Coaching"** - 2013
- **Oklahoma Sports Hall of Fame** - 2013 induction
- **Wayman Tisdale Humanitarian Award** (USBWA) - 2014
- **Mannie Jackson - Basketball's Human Spirit Award** (Naismith Hall of Fame) - 2015
- **Winged Foot Award** (for national champion coach) - 2008, 2022
- **Naismith Coach of the Year Finalist** - 2000, 2001, 2002, 2003, 2009, 2012, 2017

### NOTES

- With the 77-69 win versus Michigan State on Nov. 12, 2024, Bill Self became the winningest head coach in Kansas history, surpassing Phog Allen's 590 mark.
- With the 84-66 win against UNCW on Nov. 19, 2024, Bill Self won his 800th career game.
- Self was named the eighth coach in Kansas basketball history on April 21, 2003.
- In September 2017, Self was inducted into the Naismith Memorial Basketball Hall of Fame in Springfield, Massachusetts.
- Self earned career win No. 800 with an 84-66 win over UNCW on Nov. 19, 2024. Self is the fourth-fastest coach of all time to reach the 800-win milestone and just the 16th ever to reach the feat.
- Self won his 700th career game on Feb. 8, 2020, with KU's 60-46 win at TCU. He became the 31st coach in NCAA Division I to accomplish the feat, the second youngest and the sixth fastest.
- While at Kansas, Self has won two national championships (2008, 2022), 16 regular-season Big 12 Conference titles, including a KU- and NCAA-record-tying 13-straight titles from 2005-17, and eight league tournament titles.
- At Kansas, Self has won 16 regular-season league titles with just 18 losses in Allen Fieldhouse. With KU's win versus Siena (11/18/16), Self became the winningest coach in Allen Fieldhouse, posting his 207th victory in the venue.
- In his first trip to the Final Four in 2008, Self's Kansas team won the title. Self is one of two active coaches in NCAA Division I to have won multiple national titles (Rick Pitino) and one of 16 all-time with multiple titles.
- While at Kansas, he has coached 13 NBA Lottery selections including Andrew Wiggins and Joel Embiid, the No. 1 and No. 3 overall selections in the 2014 NBA Draft. Wiggins was the second-ever Jayhawk to go No. 1 with the other being Danny Manning in 1988.
- Self has guided his teams to 23-win seasons in 24 of the last 26 seasons dating back to 1998-99.
- Self's teams have won 20 regular-season league crowns in the last 25 years. His teams have never finished lower than third in the conference.
- Self's 10 career 30-win seasons are tied for third most in NCAA history - Mike Krzyzewski (16), Roy Williams (12), John Calipari (10); and is tied for No. 1 on the active coaches' list. Nine of his 10 30-win seasons have been at Kansas.
- Self was the head coach for Team USA's U18 team that competed and won gold at the 2018 FIBA Americas Championship held in St. Catharines, Canada, in the summer of 2018.
- Self is one of five coaches in NCAA Division I history to have led three different teams - Tulsa, Illinois and Kansas - to the NCAA Elite Eight, including eight times with KU (2004-07-08-11-12-16-17-22). The other coaches are: Gene Bartow, John Calipari, Rick Pitino and Eddie Sutton.
- A 1985 graduate of Oklahoma State, Self began his coaching career as a graduate assistant at Kansas in 1985-86 under head coach Larry Brown. He then returned to his alma mater as an assistant for seven seasons under coaches Leonard Hamilton and Eddie Sutton. His first head coaching job was at Oral Roberts in 1993-94, then Tulsa (1997-98), Illinois (2000-03) and Kansas (2003-present).



BILL SELF NOTABLES

- Two NCAA Championships, three Final Four Appearances, 12 Sweet 16 Appearances, seven Elite Eight Appearances.
- Twenty Conference Regular-Season Championships (2 at Tulsa; 2 at Illinois; 16 at Kansas).
- Nine Conference Tournament Championships (1 at Illinois; 8 at Kansas).
- One of six coaches in NCAA history to advance three different schools to the NCAA Tournament Elite Eight.
- 13-Straight Big 12 Conference regular-season titles (2005-17), tying an NCAA record.
- KU has won 16 of the Big 12's 27 regular-season titles under Self.
- Ten 30-win seasons, which is tied for third most in NCAA Division I history (tied for most amongst active head coaches).
- 331-21 (94.0%) record in Allen Fieldhouse; has seven undefeated seasons in Allen Fieldhouse.
- Class of 2017 for the Naismith Memorial Basketball Hall of Fame.
- Winged Foot Award – 2008 and 2022
- Wooden Award Legends of Coaching – 2013
- V Foundation Dick Vitale Gala Honoree – 2013
- Oklahoma Sports Hall of Fame – 2013
- Wayman Tisdale Humanitarian Award (USBWA) – 2014
- Mannie Jackson – Basketball's Human Spirit Award (Naismith Basketball Hall of Fame) – 2015
- National Coach of the Year – 2000, 2009, 2012, 2016
- Naismith Coach of the Year Finalist (Atlanta Tipoff Club) – 2000, 2001, 2002, 2003, 2009, 2012, 2016, 2017
- Conference Coach of the Year (9) – 2000, 2006, 2009, 2011, 2012, 2015, 2016, 2017, 2018
- Has coached over 85 all-conference performers while at Kansas
- 10 Conference Players of the Year, eight Big 12 Defensive Players of the Years, three Big 12 Freshman(s) of the Year, one Big 12 Sixth Man of the Year, two Big 12 Newcomers of the Year, three Big 12 Scholar-Athletes of the Year and two Big 12 Most Improved Player.
- Has coached 20 Consensus All-Americans (first or second team), three national players of the year and three national defensive players of the year.
- Under Self, Kansas has had 54 Academic All-Big 12 honorees, including Academic All-Americans Cole Aldrich and Tyrel Reed. Aldrich was the 2010 Academic All-American of the Year.
- Original member of the NCAA Men's Basketball Oversight Committee.
- Member of the USA Basketball Competition Committee.
- Board member of the National Association of Basketball Coaches (NABC) and was president in 2017-18.
- Ninth-fastest coach to reach 600 career wins in NCAA Division I.
- His 654 wins in his first 25 seasons rank second most in NCAA history for coaches in their first 25 seasons.
- Also in his first 25 seasons, Self's 76.5 winning percentage (654-201) is fifth best in NCAA history for coaches in their first 25 seasons.
- Self has had 20 NBA Draft first-round selections, including the overall No. 1 draftee, Andrew Wiggins, in 2014.



SELF AS HEAD COACH

Oral Roberts (55-54, .505)

Year	W	L	Pct.	League Finish/Postseason
1993-94	6	21	.222	None
1994-95	10	17	.370	None
1995-96	18	9	.667	None
1996-97	21	7	.750	NIT

Tulsa (74-27, .733)

Year	W	L	Pct.	League Finish/Postseason
1997-98	19	12	.613	(9-5) Third/None
1998-99	23	10	.697	(9-5) T-1st/NCAA 2nd Round
1999-00	32	5	.865	(12-2) 1st/NCAA Elite Eight

Illinois (78-24, .764)

Year	W	L	Pct.	League Finish/Postseason
2000-01	27	8	.771	(13-3) T-1st/NCAA Elite Eight
2001-02	26	9	.743	(11-5) T-1st/NCAA Sweet 16
2002-03	25	7	.714	(11-5) 2nd/NCAA 2nd Round

Kansas (608-154, .798)

Year	W	L	Pct.	League Finish/Postseason
2003-04	24	9	.727	(12-4) 2nd/NCAA Elite Eight
2004-05	23	7	.767	(12-4) T-1st/NCAA 1st Round
2005-06	25	8	.758	(13-3) T-1st/NCAA 1st Round
2006-07	33	5	.868	(14-2) 1st/NCAA Elite Eight
2007-08	37	3	.925	(13-3) T-1st/NCAA CHAMPIONS
2008-09	27	8	.771	(14-2) 1st/NCAA Sweet 16
2009-10	33	3	.917	(15-1) 1st/NCAA 2nd Round
2010-11	35	3	.921	(14-2) 1st/NCAA Elite Eight
2011-12	32	7	.821	(16-2) 1st/NCAA Runner-Up
2012-13	31	6	.839	(14-4) T-1st/NCAA Sweet 16
2013-14	25	10	.714	(14-3) 1st/NCAA 3rd Round
2014-15	27	9	.771	(13-5) 1st/NCAA 3rd Round
2015-16	33	5	.868	(15-3) 1st/NCAA Elite Eight
2016-17	31	5	.861	(16-2) 1st/NCAA Elite Eight
2017-18	16	8	.667	(6-5)
2018-19	26	10	.722	(12-6) 3rd/NCAA 2nd Round
2019-20	28	3	.901	(17-1) 1st
2020-21	21	9	.700	(12-6) 2nd/NCAA 2nd Round
2021-22	34	6	.850	(14-4) 1st/NCAA CHAMPIONS
2022-23	28	8	.777	(13-5) 1st/NCAA 2nd Round
2023-24	23	11	.676	(10-8) T-5th/NCAA 2nd Round
2024-25	20	11	.645	(11-9) 6th/
Totals	815	259	.759	

Self's Career Win-Loss Breakdown

Overall	815-259
At Home	455-49
On Road	184-147
Neutral	170-59
Conference Games	327-101
At Home	194-17
On Road	138-78
Neutral	1-0
Non Conference Games	432-146
At Home	233-27
On Road	45-60
Neutral	169-57
At Kansas	608-154
At Home in Allen Fieldhouse	331-21
At Home in T-Mobile Center (since 2007-08)	11-3
On Road	141-85
Neutral	128-45
Conference Regular Season Titles	20
(1999, 2000, 01, 02, 05, 06, 07, 08, 09, 10, 11, 12, 13, 14, 15, 16, 17, 20, 22, 23)	
Conference Postseason Tournament Championships	9
(Illinois: 03; Kansas: 06, 07, 08, 10, 11, 13, 16, 22)	
In Conference Tournament (at Kansas)	44-15 (35-10)
In NCAA Tournament (at Kansas)	53-23 (43-18)
In Postseason Play (at Kansas)	96-36 (77-26)
In Overtime (at Kansas)	31-16 (26-12)

Note - Oral Roberts was independent during Self's tenure so all games played at ORU were non-conference.

## Self vs. Opponents (All-Time)

### Opponent ..... Overall

Air Force .....	1-1
Alaska-Fairbanks .....	1-0
Albany .....	1-0
Alcorn State .....	3-0
American .....	1-0
Appalachian State .....	1-0
Arizona .....	4-5
Arizona State .....	1-2
Arkansas .....	3-4
Arkansas-Pine Bluff .....	2-0
Auburn .....	0-1
Austin Peay .....	1-0
Ball State .....	1-0
Baptist Christian .....	1-0
Baylor .....	28-11
Belmont .....	2-0
Binghamton .....	1-0
Boston .....	1-0
Boston College .....	3-0
Bradley .....	0-1
Brown .....	1-0
Bucknell .....	0-1
BYU .....	3-3
California .....	3-0
Cal Poly .....	1-1
Cal Santa Barbara .....	1-0
Cal St. Northridge .....	2-0
Cal St. Sacramento .....	2-0
Centenary .....	1-0
Central Arkansas .....	1-0
Chaminade .....	4-0
Charlotte .....	2-0
Chattanooga .....	2-0
Cincinnati .....	3-1
Cleveland State .....	1-1
College of Charleston .....	1-0
Colorado .....	21-1
Colorado State .....	2-1
Connecticut .....	2-0
Coppin State .....	2-0
Cornell .....	1-0
Creighton .....	4-4
Dartmouth .....	1-0
Davidson .....	2-1
Dayton .....	2-1
Delaware State .....	1-0
DePaul .....	1-1
Detroit .....	2-0
Duke .....	4-4
Duquesne .....	1-0
East Tennessee State .....	1-0
Eastern Illinois .....	3-2
Eastern Kentucky .....	1-0
Eastern Michigan .....	1-0
Eastern Washington .....	2-0
Florida .....	2-1
Florida Atlantic .....	2-0
Florida Gulf Coast .....	1-0
Fresno State .....	2-4
Furman .....	1-0
Georgetown .....	3-0
George Mason .....	1-0

### Opponent ..... Overall

Georgia .....	1-0
Georgia State .....	1-0
Georgia Tech .....	3-1
Gonzaga .....	1-2
Hampton .....	2-0
Harvard .....	2-0
Hawaii .....	3-1
Hofstra .....	1-0
Holy Cross .....	1-0
Houston .....	1-4
Howard .....	3-0
Huston-Tillotson .....	2-0
Illinois .....	1-0
Illinois-Chicago .....	3-1
Illinois State .....	1-0
Indiana .....	6-4
Indiana State .....	1-1
Iona .....	2-0
Iowa .....	2-2
Iowa State .....	35-13
Jackson State .....	2-0
John Brown .....	1-0
Kansas .....	1-1
Kansas City .....	8-1
Kansas State .....	39-9
Kent State .....	2-0
Kentucky .....	9-6
Lafayette .....	1-0
La Salle .....	1-0
Lehigh .....	2-0
Lindenwood .....	1-0
Long Beach State .....	2-0
Longwood .....	1-0
Louisiana-Lafayette .....	2-0
Louisiana-Monroe .....	2-0
Loyola-Chicago .....	1-0
Loyola (Md.) .....	2-0
Loyola Marymount .....	1-0
LSU .....	0-1
Maine .....	1-0
Manhattan .....	1-0
Marquette .....	2-1
Marshall .....	1-0
Maryland .....	2-1
Massachusetts .....	0-1
Memphis .....	3-1
Miami .....	2-0
Miami (Ohio) .....	2-0
Michigan .....	8-1
Michigan State .....	9-7
Middle Tennessee .....	0-2
Milwaukee .....	1-0
Minnesota .....	7-0
Mississippi .....	0-2
Mississippi Valley .....	1-1
Missouri .....	21-5
Missouri State .....	2-0
Monmouth .....	1-0
Montana .....	3-0
Montevallo .....	1-0
Morgan State .....	1-0
Nebraska .....	23-1

### Opponent ..... Overall

Nevada .....	2-2
New Mexico .....	1-1
New Mexico State .....	3-0
New Orleans .....	1-0
Niagara .....	1-0
North Carolina .....	6-1
North Carolina Central .....	1-0
North Carolina State .....	3-0
North Dakota .....	1-0
North Dakota State .....	3-0
North Texas .....	4-0
Northeastern .....	1-0
Northern Colorado .....	1-0
Northeast Louisiana .....	2-0
Northeastern Illinois .....	1-1
Northern Arizona .....	4-0
Northern Colorado .....	1-0
Northern Iowa .....	1-2
Northwestern .....	4-0
Northwestern State .....	2-0
Notre Dame .....	0-2
Oakland .....	4-0
Ohio .....	2-0
Ohio State .....	6-3
Oklahoma .....	28-8
Oklahoma State .....	29-14
Omaha .....	3-0
Oral Roberts .....	2-2
Oregon .....	1-1
Oregon State .....	3-0
Pacific .....	2-0
Penn State .....	3-1
Pennsylvania .....	1-0
Pepperdine .....	1-1
Portland State .....	1-0
Providence .....	1-0
Purdue .....	6-2
Radford .....	1-0
Rhode Island .....	3-0
Rider .....	1-0
Rice .....	6-3
Richmond .....	2-1
Rockhurst .....	1-0
Saint Louis .....	1-0
Saint Joseph's .....	4-1
Sam Houston State .....	2-1
San Diego State .....	4-1
San Jose State .....	5-0
Seton Hall .....	3-0
Siena .....	2-0
SMU .....	6-2
South Carolina .....	2-0
South Dakota State .....	1-0
South Florida .....	1-0
SE Missouri State .....	2-0
Southern Illinois .....	2-4
Southern Mississippi .....	1-0
Southern Utah .....	6-0
South Dakota .....	1-0
St. John's .....	1-0
Stanford .....	4-2

### Opponent ..... Overall

Stephen F. Austin .....	3-1
Stony Brook .....	1-0
Syracuse .....	1-1
Tarleton State .....	1-0
TCU .....	30-8
Temple .....	4-1
Tennessee .....	6-3
Tennessee-Martin .....	1-1
Tennessee State .....	2-0
Tennessee Tech .....	5-2
Texas .....	27-14
Texas A&M .....	12-3
Texas A&M-CC .....	2-0
Texas Arlington .....	1-0
Texas-San Antonio .....	4-0
Texas Southern .....	4-0
Texas State .....	2-1
Texas Tech .....	30-11
Toledo .....	3-0
Towson .....	3-0
Tulane .....	1-0
Tulsa .....	1-3
UAB .....	3-1
UCLA .....	4-1
UC Davis .....	1-0
UCF .....	2-1
UC Irvine .....	1-0
UC Santa Barbara .....	1-0
UNCW .....	1-0
UNLV .....	5-2
UNC Asheville .....	1-0
UNCG .....	1-0
USC .....	4-1
Utah .....	1-2
UTEP .....	5-0
Valparaiso .....	2-1
Vanderbilt .....	1-0
VCU .....	0-1
Vermont .....	3-0
Villanova .....	5-5
Wake Forest .....	1-0
Washburn .....	3-0
Washington .....	1-1
Washington State .....	1-1
West Virginia .....	19-8
Western Illinois .....	3-0
Western Kentucky .....	2-2
Wichita State .....	3-2
Winston-Salem State .....	1-0
Wisconsin .....	4-2
Wisconsin-Milwaukee .....	2-0
Wofford .....	1-0
Wyoming .....	1-1
Yale .....	3-0

FIRST-ROUND DRAFT PICKS  
UNDER SELF

2002	
Frank Williams*	Denver Nuggets
2003	
Brian Cook*	Los Angeles Lakers
2005	
Luther Head*	Houston Rockets
Wayne Simien	Denver Nuggets
Deron Williams*	Denver Nuggets
2007	
Julian Wright	New Orleans Hornets
2008	
Darrell Arthur	Memphis Grizzlies
Brandon Rush	Indiana Pacers
2010	
Cole Aldrich	Oklahoma City Thunder
Xavier Henry	Memphis Grizzlies
2011	
Marcus Morris	Houston Rockets
Markieff Morris	Phoenix Suns
2012	
Thomas Robinson	Sacramento Kings
2013	
Ben McLemore	Sacramento Kings
2014	
Andrew Wiggins	Cleveland Cavaliers
Joel Embiid	Philadelphia 76ers
2015	
Kelly Oubre Jr.	Atlanta Hawks
2017	
Josh Jackson	Phoenix Suns
2020	
Udoka Azubuike	Utah Jazz
2023	
Ochai Agbaji	Cleveland Cavaliers
Christian Braun	Denver Nuggets
2024	
Gradey Dick	Toronto Raptors

\*Played for Self at Illinois





# SELF'S COLLEGIATE PLAYER HONORS AT KANSAS

## ALL-AMERICANS

### Consensus First Team Selections

2005	Wayne Simien (Leavenworth, Kan.)
2010	Sherron Collins (Chicago, Ill.)
2012	Thomas Robinson (Washington, D.C.)
2017	Frank Mason III (Petersburg, Va.)
2018	Devonte' Graham (Raleigh, N.C.)
2022	Ochai Agbaji (Kansas City, Mo.)
2023	Jalen Wilson (Denton, Texas)

### Consensus Second Team Selections

2009	Sherron Collins (Chicago, Ill.)
2010	Cole Aldrich (Bloomington, Minn.)
2011	Marcus Morris (Philadelphia, Pa.)
2013	Ben McLemore (St. Louis, Mo.)
	Jeff Withey (San Diego, Calif.)
2014	Andrew Wiggins (Vaughan, Ontario, Canada)
2017	Perry Ellis (Wichita, Kan.)
2020	Udoka Azubuike (Delta, Nigeria)
	Devon Dotson (Charlotte, N.C.)
2024	Hunter Dickinson (Alexandria, Va.)

### OTHER FIRST TEAM SELECTIONS

2007	Brandon Rush (Kansas City, Mo.)
2008	Brandon Rush (Kansas City, Mo.)
2011	Marcus Morris (Philadelphia, Pa.)
2013	Ben McLemore (St. Louis, Mo.)
2014	Andrew Wiggins (Vaughan, Ontario, Canada)
2016	Perry Ellis (Wichita, Kan.)
2017	Josh Jackson (Detroit, Mich.)
2020	Udoka Azubuike (Delta, Nigeria)
	Devon Dotson (Charlotte, N.C.)

## ACADEMIC ALL-AMERICANS

2010	**Cole Aldrich (Bloomington, Minn.)
2011	Tyrel Reed (Burlington, Kan.)

*\*\*Academic All-American of the Year; First Team Honorees unless indicated*

## JOHN R. WOODEN AWARD

2017	Frank Mason III (Petersburg, Va.)
------	-----------------------------------

## ASSOCIATED PRESS PLAYER OF THE YEAR

2017	Frank Mason III (Petersburg, Va.)
------	-----------------------------------

## NAISMITH AWARD

2017	Frank Mason III (Petersburg, Va.)
------	-----------------------------------

## NABC PLAYER OF THE YEAR

2003	Nick Collison (Iowa Falls, Iowa)
2017	Frank Mason III (Petersburg, Va.)

## LUTE OLSON PLAYER OF THE YEAR (COLLEGEINSIDER.COM)

2010	Sherron Collins (Chicago, Ill.)
------	---------------------------------

## OSCAR ROBERTSON TROPHY (USBWA)

2017	Frank Mason III (Petersburg, Va.)
------	-----------------------------------

## FRANCES POMEROY NAISMITH AWARD

2010	Sherron Collins (Chicago, Ill.)
2023	Jalen Wilson (Denton, Texas)

## ESPN.COM PLAYER OF THE YEAR

2012	Thomas Robinson (Washington, D.C.)
------	------------------------------------

## ESPN.COM DEFENSIVE PLAYER OF THE YEAR

2020	Marcus Garrett (Dallas, Texas)
------	--------------------------------

## BOB COUSY AWARD (NAISMITH HOF)

2017	Frank Mason III (Petersburg, Va.)
------	-----------------------------------

## JULIUS ERVING AWARD (NAISMITH HOF)

2023	Jalen Wilson (Denton, Texas)
------	------------------------------

## NATIONAL DEFENSIVE PLAYER OF THE YEAR (NABC)

2013	Jeff Withey (co-Defensive POY) (San Diego, Calif.)
2020	Udoka Azubuike (Delta, Nigeria)

## NCAA TOURNAMENT MOST OUTSTANDING PLAYER

2008	Mario Chalmers (Anchorage, Alaska)
2022	Ochai Agbaji (Kansas City, Mo.)

## NCAA ALL-TOURNAMENT TEAM (R — Regional; FF — Final Four)

2004	Aaron Miles (Portland, Ore.), R
	Wayne Simien (Leavenworth, Kan.), R
2007	Brandon Rush (Kansas City, Mo.), R
	Julian Wright (Chicago Heights, Ill.), R
2008	Darrell Arthur (Dallas, Texas), FF
	Mario Chalmers (Anchorage, Alaska), R, FF
	Sasha Kaun (Melbourne, Fla), R
	Brandon Rush (Kansas City, Mo.), R, FF
2009	Cole Aldrich (Bloomington, Minn.), R
2011	Marcus Morris (Philadelphia, Pa.), R
2012	Thomas Robinson (Washington, D.C.), R, FF
	Tyshawn Taylor (Hoboken, N.J.), R, FF
	Jeff Withey (San Diego, Calif.), R
2013	Ben McLemore (St. Louis, Mo.), R
2017	Josh Jackson (Detroit, Mich), R
2017	Frank Mason III (Petersburg, Va.), R
2018	Devonte' Graham (Raleigh, N.C.), R
	Malik Newman (Jackson, Miss.), R
2022	Ochai Agbaji (Kansas City, Mo.) R, FF
	David McCormack (Norfolk, Va.) R, FF

## REGIONAL MOST OUTSTANDING PLAYER

2012	Thomas Robinson (Washington, D.C.)
2018	Malik Newman (Jackson, Miss.)
2022	Remy Martin (Burbank, Calif.)

## BIG 12 PLAYER OF THE YEAR

2005	Wayne Simien
2011	Marcus Morris
2012	Thomas Robinson
2017	Frank Mason III
2018	Devonte' Graham
2020	Udoka Azubuike
2022	Ochai Agbaji
2023	Jalen Wilson

## BIG 12 NEWCOMER OF THE YEAR

2006	Brandon Rush
2014	Andrew Wiggins
2017	Josh Jackson
2018	Malik Newman
2019	Dedric Lawson
2021	David McCormack
2024	Hunter Dickinson
2025	Zeke Mayo

## BIG 12 DEFENSIVE PLAYER OF THE YEAR

2007	co-Mario Chalmers
2009	co-Cole Aldrich
2010	Cole Aldrich
2012	Jeff Withey
2013	Jeff Withey
2014	Joel Embiid
2020	Marcus Garrett
2023	Dajuan Harris Jr.

## BIG 12 SIXTH MAN AWARD

2008	Sherron Collins
------	-----------------

## BIG 12 ALL-NEWCOMER TEAM

2006	Mario Chalmers
	Brandon Rush
	Julian Wright
2007	Darrell Arthur
	Sherron Collins
2009	Marcus Morris
	Tyshawn Taylor
2010	Xavier Henry
2013	Ben McLemore
2014	Joel Embiid
	Andrew Wiggins
2015	Kelly Oubre Jr.
2017	Josh Jackson
2018	Malik Newman
2019	Dedric Lawson
2021	Jalen Wilson
2023	Gradey Dick
2024	Hunter Dickinson
2025	Zeke Mayo

\*Formally named rookie, started in 2006

## BIG 12 ALL-FRESHMAN TEAM

2019	Devon Dotson
2020	Christian Braun
2022	K.J. Adams
2023	Gradey Dick
2024	Johnny Furphy

\*started in 2019

## BIG 12 ALL-DEFENSIVE TEAM

2006	Mario Chalmers
	Russell Robinson
2007	Mario Chalmers
	Russell Robinson
2008	Mario Chalmers
	Russell Robinson
2009	Cole Aldrich
2010	Cole Aldrich
2011	Brady Morningstar
2012	Jeff Withey
2013	Travis Releford
	Jeff Withey
2016	Frank Mason III
	Devonte' Graham
2019	Marcus Garrett
2020	Udoka Azubuike
	Marcus Garrett
2021	Jalen Wilson
2022	Dajuan Harris Jr.
2023	Dajuan Harris Jr.
	Kevin McCullar Jr.
2024	Dajuan Harris Jr.

\*started in 2006

SELF’S COLLEGIATE PLAYER HONORS AT KANSAS (CONT.)

BIG 12 MOST IMPROVED PLAYER

2022	David McCormack
2023	KJ Adams

ACADEMIC ALL-BIG 12

2004	Christian Moody
	Brett Olson
2005	Aaron Miles
	Christian Moody
2006	Jeremy Case
	Sasha Kaun
	Christian Moody
	Moulaye Niang
	Steven Vinson
2007	Sasha Kaun
2008	Jeremy Case
	Sasha Kaun
2009	Matt Kleinmann
	Tyrel Reed
2010	Cole Aldrich
	Tyrel Reed
2011	Tyrel Reed
2012	Jordan Juennemann
2015	Perry Ellis
	Christian Garrett
2016	Perry Ellis
	Evan Manning
	Sviatoslav Mykhailiuk
2017	Dwight Coleby Jr.
	Landen Lucas
	Tyler Self
2018	Clay Young
2019	Udoka Azubuike
	Charlie Moore
2020	David McCormack
	Udoka Azubuike
2021	David McCormack
	Christian Braun
2022	David McCormack
	Christian Braun
	Michael Jankovich
	Dajuan Harris Jr.
	Jalen Wilson
2023	Bobby Pettiford Jr.
	Zach Clemence
	Michael Jankovich
	Jalen Wilson
	Dajuan Harris Jr.
	KJ Adams
2024	Patrick Cassidy*
	Wilder Evers*
	Dajuan Harris Jr.*
	Michael Jankovich*
	Dillon Wilhite*
	KJ Adams
	Kevin McCullar Jr.

\*First team selections

BIG 12 MEN’S BASKETBALL SCHOLAR-ATHLETE OF THE YEAR

2015	Perry Ellis
2016	Perry Ellis
2022	David McCormack

\*Started in 2014

PRENTICE GAUTT POSTGRADUATE SCHOLARSHIP AWARD

2006	Christian Moody
------	-----------------

BIG 12 GERALD LAGE ACADEMIC AWARD

2024	Patrick Cassidy
------	-----------------

ACADEMIC ALL-BIG 12 ROOKIE TEAM

2013	Perry Ellis
	Evan Manning
	Tyler Self
	Andrew White III
2014	Conner Frankamp
2015	Kelly Oubre Jr.
	Josh Pollard
2016	Lagerald Vick
2017	Udoka Azubuike
2019	Quentin Grimes
	David McCormack
2022	K.J. Adams Jr.
	Zach Clemence
	Bobby Pettiford
2023	Gradey Dick
	MJ Rice
	Zuby Ejiofor
2024	Johnny Furphy
	Jamari McDowell

CONFERENCE MALE ATHLETE OF THE YEAR

2017	Frank Mason III
2022	Ochai Agbaji

BIG 12 10TH ANNIVERSARY TEAM

2007	Nick Collison
	Kirk Hinrich

KANSAS WOODEN AWARD ALL-AMERICANS

2005	Wayne Simien
2007	Brandon Rush
2008	Brandon Rush
2010	Sherron Collins
2011	Marcus Morris
2012	Thomas Robinson
2013	Ben McLemore
2014	Andrew Wiggins
2016	Perry Ellis
2017	Frank Mason III
	(Wooden Award recipient)
2017	Josh Jackson
2018	Devonte’ Graham
2020	Udoka Azubuike, Devon Dotson
2022	Ochai Agbaji
2023	Jalen Wilson
2024	Hunter Dickinson

ALL-BIG 12 (First Team)

2004	Wayne Simien
2005	Wayne Simien
2006	Brandon Rush
2007	Brandon Rush
	Julian Wright
2008	Brandon Rush
	Darrell Arthur
2009	Cole Aldrich
	Sherron Collins
2010	Cole Aldrich
	Sherron Collins
2011	Marcus Morris
2012	Thomas Robinson
	Tyshawn Taylor
2013	Ben McLemore
	Jeff Withey
2014	Andrew Wiggins
2015	Perry Ellis
2016	Perry Ellis

2017	Frank Mason III
	Josh Jackson
2018	Devonte’ Graham
2019	Dedric Lawson
2020	Udoka Azubuike
	Devon Dotson
2022	Ochai Agbaji
2023	Jalen Wilson
2024	Hunter Dickinson
	Kevin McCullar Jr.
2025	Hunter Dickinson

ALL-BIG 12 (Second Team)

2004	Keith Langford
2005	Keith Langford
2008	Mario Chalmers
2010	Marcus Morris
2011	Markieff Morris
2013	Travis Releford
2014	Joel Embiid
2015	Frank Mason III
2016	Frank Mason III
	Wayne Selden Jr.
2017	Devonte’ Graham
2018	Sviatoslav Mykhailiuk
2021	Marcus Garrett
	David McCormack
2022	Christian Braun
2023	Gradey Dick

ALL-BIG 12 (Third Team)

2004	Aaron Miles
2005	Aaron Miles
2007	Mario Chalmers
2008	Darnell Jackson
2012	Jeff Withey
2014	Perry Ellis
2018	Udoka Azubuike
2019	Devon Dotson
2020	Marcus Garrett
2022	David McCormack
	Jalen Wilson
2023	Kevin McCullar Jr.
2025	Zeke Mayo

ALL-BIG 12 (Honorable Mention)

2004	J.R. Giddens
2006	Mario Chalmers
	Julian Wright
2007	Darrell Arthur
	Sherron Collins
2010	Xavier Henry
2011	Brady Morningstar
	Tyrel Reed
2013	Elijah Johnson
2014	Wayne Selden
	Naadir Tharpe
2015	Kelly Oubre
	Wayne Selden
2016	Devonte’ Graham
	Landen Lucas
2017	Landen Lucas
2018	Lagerald Vick
2020	Ochai Agbaji
2021	Ochai Agbaji
	Christian Braun
2022	Dajuan Harris Jr.
2023	Dajuan Harris Jr.
	KJ Adams
2024	KJ Adams
	Johnny Furphy
	Dajuan Harris Jr.
2025	Dajuan Harris Jr.



# SHAKEEL MOORE

Graduate Senior • Guard • 6-1 • 190 • Greensboro, N.C. • Moravian Prep • Twitter: @TheShakeelMoore • IG: @shakeelmoore

- A graduate senior transfer from Mississippi State, who signed with Kansas in early June 2024
- Began his college career at NC State and played the last three years at Mississippi State
- A solid defender who was one of 15 on the Naismith Defensive Player of the Year Watch List as a junior in 2022-23
- Played in 99 games at Mississippi State with 66 starts
- For his career, has played in 143 games, with 77 starts, 1,114 points, 369 rebounds, 276 assists, 182 steals and 136 three-point field goals made.

### CAREER HONORS

Naismith Defensive Player of the Year Watch List [2023]  
ACC Freshman of the Week (12/28/2020)

### MISCELLANEOUS

	FR	SO	JR	SR	GR	CAREER
Double-Doubles	-	-	-	-	-	-
5+ Points	16	28	27	26	8	105
10+ Points	5	12	15	13	1	46
20+ Points	-	-	3	-	-	3
5+ Rebounds	5	9	5	3	-	22
5+ Assists	1	3	4	1	1	10
2+ 3PT Field Goals	7	13	12	4	2	38
2+ Steals	11	18	15	8	2	54
2+ Blocks	2	1	1	1	1	6
Led Team in Pts. (at KU)					-	-
Led Team in Rebs. (at KU)					-	-
Led Team in Assists (at KU)					1	1
Led Team in Blocks (at KU)					1	1
Led Team in Steals (at KU)					4	4

### MOORE CAREER HIGHS

Points	22	at South Carolina (1.31.23)
Field Goals	9	2x, last vs. South Carolina (2.28.23)
Field Goal Att.	15	vs. South Carolina (2.28.23)
3PT Field Goals	4	2x, last at Missouri (2.10.24)
3PT Field Goal Att.	8	at Georgia (1.11.23)
Free Throws	9	vs. Alabama (1.15.22)
Free Throw Att.	9	vs. Alabama (1.15.22)
Rebounds	10	at Clemson (1.5.21)
Assists	7	vs. Ole Miss (1.22.22)
Blocks	3	vs. Lamar University (12.2.21)
Steals	5	2x, last vs. South Dakota (11.17.22)
Minutes	38	2x, last vs. Florida (3.9.23)

### 2024-25 GAME-BY-GAME

OPPONENT (Date)	MP	FG-A	PCT	3PT-A	PCT	FT-A	PCT	O-D-T	PF	A	TO	BLK	ST	TP
HOWARD (11.4)	-	-	-	-	-	-	-	-	-	-	-	-	-	-
NORTH CAROLINA (11.8)	-	-	-	-	-	-	-	-	-	-	-	-	-	-
vs. Michigan State (11.12)	-	-	-	-	-	-	-	-	-	-	-	-	-	-
OAKLAND (11.16)	5	1-1	1.000	0-0	---	0-0	---	0-2-2	0	1	0	0	0	2
UNCW (11.19)	6	1-2	.500	0-1	.000	0-0	---	0-0-0	1	0	1	0	0	2
vs. Duke (11.26)	-	-	-	-	-	-	-	-	-	-	-	-	-	-
FURMAN (11.30)	-	-	-	-	-	-	-	-	-	-	-	-	-	-
at Creighton (12.4)	-	-	-	-	-	-	-	-	-	-	-	-	-	-
at Missouri (12.8)	-	-	-	-	-	-	-	-	-	-	-	-	-	-
NC STATE (12.14)	2	0-0	---	0-0	---	0-0	---	0-1-1	0	0	0	0	0	0
BROWN (12.22)	14	1-2	.500	0-0	---	3-4	.750	1-0-1	0	1	2	2	1	5
WEST VIRGINIA (12.31)*	2	0-0	---	0-0	---	0-0	---	0-0-0	0	0	0	0	0	0
*at UCF (1.5)*	20	2-5	.400	2-2	1.000	0-0	---	1-2-3	2	6	2	0	1	6
*ARIZONA STATE (1.8)*	22	3-5	.600	0-2	.000	2-2	1.000	0-1-1	1	1	0	0	2	8
*at Cincinnati (1.11)*	27	4-9	.444	0-2	.000	0-0	---	0-4-4	2	2	1	0	1	8
*at Iowa State (1.15)*	22	2-5	.400	0-1	.000	0-0	---	0-4-4	1	2	2	0	0	4
*KANSAS STATE (1.18)*	31	1-3	.333	0-1	.000	4-6	.667	1-2-3	1	2	2	0	0	6
*at TCU (1.22)*	24	4-7	.571	3-4	.750	0-0	---	0-2-2	1	2	1	0	2	11
*HOUSTON (1.25)*	19	3-7	.429	1-3	.333	0-0	---	1-2-3	2	0	1	0	1	7
*UCF (1.28)*	12	0-0	---	0-0	---	0-0	---	0-1-1	2	2	1	0	0	0
*at Baylor (2.1)*	10	0-1	.000	0-1	.000	0-0	---	0-2-2	0	0	1	0	0	0
IOWA STATE (2.3)*	2	1-1	1.000	1-1	1.000	0-0	---	0-0-0	0	0	1	1	0	3
at Kansas State (2.8)*	14	1-1	1.000	0-0	---	0-2	.000	0-1-1	0	4	1	1	2	2
COLORADO (2.11)*	14	0-1	.000	0-1	.000	0-0	---	0-1-1	0	2	0	0	0	0
at Utah (2.15)*	14	0-2	.000	0-2	.000	2-2	1.000	0-2-2	0	1	1	0	1	2
at BYU (2.18)*	14	3-4	.750	0-0	---	0-1	.000	1-1-2	0	0	1	0	1	6
OKLAHOMA STATE (2.22)*	-	-	-	-	-	-	-	-	-	-	-	-	-	-
at Colorado (2.24)*	-	-	-	-	-	-	-	-	-	-	-	-	-	-
TEXAS TECH (3.1)*	-	-	-	-	-	-	-	-	-	-	-	-	-	-
at Houston (3.3)*	-	-	-	-	-	-	-	-	-	-	-	-	-	-
ARIZONA (3.8)*	-	-	-	-	-	-	-	-	-	-	-	-	-	-

\* Starter; \*Big 12 Conference game

### CAREER STATS

SEASON	GP-GS	MIN/AVG	FG-FGA	PCT	3FG-3FGA	PCT	FT-FTA	PCT	O-D-T	AVG	PF-FO	AST	TO	BLK	STL	PTS	AVG
2020-21*	25-2	467/18.7	67-153	.438	21-61	.344	15-29	.517	9-54-63	2.5	48-0	43	43	8	35	170	6.8
2021-22*	34-29	949/27.9	107-270	.396	44-140	.314	39-51	.765	16-87-103	3.0	67-2	75	56	10	54	297	8.7
2022-23*	32-15	844/26.4	119-290	.410	35-132	.265	39-51	.765	18-78-96	3.0	53-1	73	63	9	53	312	9.8
2023-24*	32-21	750/23.4	94-200	.470	28-78	.359	39-55	.709	10-62-72	2.2	52-0	58	36	5	28	255	8.0
2024-25	19-9	273/14.4	27-56	.482	7-21	.333	11-17	.647	5-28-33	1.7	13-0	26	18	4	12	72	3.8
TOTAL	143-77	3305/23.1	417-975	.428	136-434	.313	144-205	.702	59-310-369	2.6	233-3	276	216	36	182	1114	7.8

\*AT NC STATE, \*AT MISSISSIPPI STATE





# HUNTER DICKINSON

Graduate Senior • Center • 7-2 • 265 • Alexandria, Va. • DeMatha Catholic HS • Twitter: @H\_Dickinson24 • IG: @hunter.dickinson1

- A two-time Consensus All-America Second Team selection at two different schools Michigan (2021) and Kansas (2024) and is only the second-ever to accomplish the feat at two different schools (Elmer Oliphant at Purdue in 1914 and at Army in 1915). Only the 14th player in NCAA history with 1,000-plus points at multiple schools (Michigan and Kansas)
- Fastest Jayhawk to reach 1,000 points (58 games) under Bill Self (since 2003-04), and sixth-fastest in Kansas history
- The only player to be named Wooden All-American at two different schools – Michigan (2021) and Kansas (2024)
- Recorded four 20-rebound games in 2023-24 which ranks third all-time at KU in 20-rebound games with four (20 by Wilt Chamberlain, 13 by Bill Bridges)
- On NCAA D1 career active list: field goals made (first, 1,096), scoring (second, 2,714 points), rebounds (third, 1,444), double-doubles (third, 61). Only NCAA Division I active player with more than 2,700 points and 1,400 rebounds.
- Graduated from Michigan and is pursuing a master’s degree at Kansas.
- First Team All-Big 12 (2025)

CAREER HONORS

All-Big 12 First Team; Naismith Trophy Midseason Team (1 of 30); Wooden Award Top 20 Late Midseason Watch List; Kareem Abdul-Jabbar Center of the Year Top 10 Candidate; Oscar Robertson Trophy Midseason Watch List (1 of 50); Wooden Award Midseason Top 25 Watch List; Big 12 Player of the Week (12.16.24); Big 12 Player of the Week (11.18.24); Big 12 Player of the Week (11.11.24); Wooden Award Preseason Top 50 Watch List; Kareem Abdul-Jabbar Center of the Year Watch List (1 of 20); NABC Player of the Year Watch List [2024]; Naismith Trophy Player of the Year Watch List [2024]; Associated Press Preseason All-American [2024]; Preseason Big 12 Player of the Year [2024]; Wooden Award All-American [2024]; Consensus All-America Second Team [2024]; Associated Press All-America Second Team [2024]; The Sporting News All-America Second Team [2024]; NABC All-America Third Team [2024]; USBWA All-America Second Team [2024]; NABC All-District 8 First Team [2024]; Big 12 Newcomer of the Year [2024]; All-Big 12 First Team [2024]; All-Big 12 Newcomer Team [2024]; Wooden Award National Ballot (1 of 15); Wooden Award Late Season Top 20 [2024]; Kareem Abdul-Jabbar Award Top 10 [2024]; Maui invitational All Tournament Team [2023]; Oscar; Robertson Player of the Week (11.19.23); Preseason All America Second Team [2023]; Naismith Trophy Watchlist [2023]; Preseason Big 12 Player of the Year [2023]; Preseason Big 12 Newcomer of the Year [2023]; Preseason All Big 12 First Team [2023]; 3x Big 12 Player of the Week [2024]; 3x Big 12 Newcomer of the Week [2024]; USBWA All-District V Team [2023]; NABC All-District 7 First Team [2023]; All-Big Ten First Team [2023]; Academic All-Big Ten [2023]; USBWA All-District V Team [2022]; NABC All-District 7 Second Team [2022]; All-Big Ten First Team [2022]; CoSIDA Academic All-District [2022]; Academic All-Big Ten [2022]; Consensus All-America Second Team [2021]; NCAA Tournament All-East Region Team [2021]; USBWA All-District V Team [2021]; NABC All-District 7 Second Team [2021]; Big Ten Newcomer of the Year [AP, 2021]; Big Ten All-Freshman Team [2021]; Big Ten Freshman of the Year [2021]; All-Big Ten Second Team [2021]; 3x Big Ten Player of the Week; 7x Big Ten Freshman of the Week [2020-21].

MISCELLANEOUS

	FR	SO	JR	SR	GR	CAREER
Double-Doubles	6	11	14	17	14	62
10+ Points	23	29	31	31	29	143
20+ Points	5	15	14	14	10	58
30+ Points	-	1	2	2	2	7
10+ Rebounds	6	12	15	18	14	65
20+ Rebounds	-	-	-	4	-	4
3+ Assists	2	13	7	10	10	42
2+ 3PT Field Goals	-	5	5	5	1	16
2+ Steals	1	4	3	7	8	23
2+ Blocks	10	14	17	10	11	62
Led Team in Pts. (at KU)				20	15	35
Led Team in Rebs. (at KU)				28	22	50
Led Team in Assists (at KU)				2	3	5
Led Team in Blocks (at KU)				18	10	28
Led Team in Steals (at KU)				4	7	14

DICKINSON CAREER HIGHS

Points	33	2x, last vs. Arizona (3.8.25)
Field Goals	15	2x, last vs. Arizona (3.8.25)
Field Goal Att.	23	vs. Arizona (3.8.25)
3PT Field Goals	4	vs. Purdue (2.10.22)
3PT Field Goal Att.	7	vs. Purdue (1.26.23)
Free Throws	10	2x, last vs. UCF (1.28.25)
Free Throw Att.	15	vs. BYU (2.27.24)
Rebounds	21	vs. Kentucky (11.14.23)
Assists	8	vs. NC State (12.14.24)
Blocks	5	5x, last vs. Kansas State (3.5.24)
Steals	3	7x, last vs. Arizona State (1.8.25)
Minutes	46	vs. Illinois (3.2.23)

2024-25 GAME-BY-GAME

OPPONENT (Date)	MP	FG-A	PCT	3PT-A	PCT	FT-A	PCT	O-D-T	PF	A	TO	BLK	ST	TP
*HOWARD (11.4)	21	5-8	.625	1-1	1.000	5-6	.833	1-5-6	1	1	2	2	3	16
*NORTH CAROLINA (11.8)	29	7-15	.467	0-2	.000	6-9	.667	1-9-10	4	3	0	1	0	20
*vs. Michigan State (11.12)	35	13-21	.619	1-1	1.000	1-4	.250	3-9-12	1	1	1	1	3	28
*OAKLAND (11.16)	25	5-10	.500	0-1	.000	0-0	---	1-8-9	0	2	0	4	2	10
*UNCW (11.19)	30	7-11	.636	0-1	.000	1-3	.333	1-14-15	2	2	3	1	1	15
*vs. Duke (11.26)	24	4-11	.364	1-2	.500	2-2	1.000	2-4-6	3	3	3	0	2	11
*FURMAN (11.30)	24	5-8	.625	0-1	.000	0-0	---	1-5-6	0	1	2	0	1	10
*at Creighton (12.4)	25	2-4	.500	0-2	.000	2-2	1.000	2-6-8	3	2	1	0	1	6
*at Missouri (12.8)	34	8-15	.533	2-4	.500	1-1	1.000	8-6-14	4	4	7	4	1	19
*NC STATE (12.14)	28	9-13	.692	1-3	.333	2-2	1.000	2-12-14	3	8	0	1	2	21
*BROWN (12.22)	24	6-14	.429	0-1	.000	3-3	1.000	4-9-13	0	4	0	3	0	15
*WEST VIRGINIA (12.31)*	33	4-10	.400	0-1	.000	2-4	.500	5-7-12	0	0	1	0	1	10
*at UCF (1.5)*	23	12-17	.706	0-1	.000	3-3	1.000	4-5-9	1	1	4	3	1	27
*ARIZONA STATE (1.8)*	34	5-15	.333	0-1	.000	5-5	1.000	4-8-12	2	2	3	3	3	15
*at Cincinnati (1.11)*	32	7-16	.438	0-3	.000	0-0	---	4-8-12	0	2	0	0	1	14
*at Iowa State (1.15)*	29	3-10	.300	0-1	.000	0-0	---	1-7-8	4	1	4	2	0	6
*KANSAS STATE (1.18)*	34	12-19	.632	0-0	---	1-1	1.000	3-5-8	3	3	2	1	0	25
*at TCU (1.22)*	33	7-10	.700	0-0	---	2-2	1.000	2-7-9	4	4	2	0	0	16
*HOUSTON (1.25)*	45	6-11	.545	0-1	.000	5-5	1.000	1-7-8	3	2	1	0	0	17
*UCF (1.28)*	34	7-17	.412	0-0	---	10-12	.833	4-3-7	2	0	0	2	1	24
*at Baylor (2.1)*	31	8-15	.533	0-0	---	4-5	.800	2-3-5	5	0	1	1	1	20
*IOWA STATE (2.3)*	33	7-12	.583	0-1	.000	0-1	.000	3-6-9	3	1	2	4	0	14
*at Kansas State (2.8)*	31	8-16	.500	1-4	.250	4-6	.667	1-8-9	1	4	3	0	0	21
*COLORADO (2.11)*	28	8-11	.727	0-1	.000	3-6	.500	2-7-9	0	0	3	1	0	19
*at Utah (2.15)*	29	4-12	.333	1-2	.500	3-4	.750	1-6-7	4	3	1	4	0	12
*at BYU (2.18)*	29	5-13	.385	1-4	.250	1-2	.500	3-11-14	0	2	2	0	0	12
*OKLAHOMA STATE (2.22)*	21	7-10	.700	0-0	---	2-2	1.000	5-6-11	1	0	3	0	2	16
*at Colorado (2.24)*	32	13-18	.722	0-1	.000	6-10	.600	3-10-13	4	1	1	1	1	32
*TEXAS TECH (3.1)*	31	6-13	.462	0-2	.000	6-6	1.000	3-6-9	3	0	3	0	2	18
*at Houston (3.3)*	31	6-13	.462	0-1	.000	5-6	.833	2-10-12	5	3	7	2	0	17
*ARIZONA (3.8)*	34	15-23	.652	1-2	.500	2-4	.500	4-6-10	1	1	1	0	1	33

\* Starter; \*Big 12 Conference game

CAREER STATS

SEASON	GP-GS	MIN/AVG	FG-FGA	PCT	3FG-3FGA	PCT	FT-FTA	PCT	O-D-T	AVG	PF-FO	AST	TO	BLK	STL	PTS	AVG
2020-21*	28-23	726/26.0	156-261	.598	0-4	.000	82-111	.739	61-145-206	7.4	71-1	25	64	40	9	394	14.1
2021-22*	32-32	1030/32.3	240-426	.563	21-64	.328	93-116	.802	75-199-274	8.6	87-1	73	65	49	15	594	18.6
2022-23*	34-34	1106/32.8	244-436	.560	24-57	.421	117-161	.727	78-229-307	9.0	63-1	50	69	60	17	629	18.5
2023-24	33-33	1063/32.2	250-456	.548	23-65	.354	68-109	.624	85-276-361	10.9	74-1	76	58	47	31	591	17.9
2024-25	31-31	926/29.9	221-411	.538	10-45	.222	87-116	.750	83-223-306	9.9	67-2	61	63	41	30	539	17.4
TOTAL	158-153	4851/30.7	1111-1990	.558	78-235	.332	447-613	.729	382-1072-1454	9.2	362-6	285	319	237	102	2747	17.4

\*AT MICHIGAN



# AJ STORR

Junior • Guard • 6-7 • 205 • Rockford, Ill. • IMG Academy • Twitter: @storr\_aj • IG: @theajstorr\_

- Entered the NBA Draft, then the transfer portal following the 2023-24 season after playing one season at Wisconsin
- Played his freshman season at St. John's
- Scored his 1,000th career point at Iowa State (1/15/25).
- For his college career, has played in 100 games with 57 starts and has scored 1,070 points (10.7 ppg).

### CAREER HONORS

Wooden Award Preseason Top 50 Watch List  
Julius Erving Small Forward of the Year Watch List (1 of 20)  
Naismith Trophy Player of the Year Watch List [2024]  
Big Ten All-Tournament Team [2024]  
All-Big Ten Second Team [2024]  
NABC All-District Second Team [2024]  
BIG EAST All-Freshman Team [2023]  
BIG EAST Freshman of the Week (3x, 2022-23)

### MISCELLANEOUS

	FR	SO	JR	CAREER
Double-Doubles	-	2	-	2
5+ Points	22	36	16	74
10+ Points	14	34	6	54
20+ Points	2	11	-	13
5+ Rebounds	3	15	3	21
3+ Assists	3	1	2	6
2+ 3PT Field Goals	9	14	3	26
2+ Steals	2	3	1	6
2+ Blocks	1	-	-	1
Led Team in Pts. (at KU)			1	1
Led Team in Rebs. (at KU)			-	-
Led Team in Assists (at KU)			-	-
Led Team in Blocks (at KU)			-	-
Led Team in Steals (at KU)			2	2

### STORR CAREER HIGHS

Points	30	vs. Northwestern (3.15.24)
Field Goals	11	at Nebraska (2.1.24)
Field Goal Att.	23	vs. Purdue (3.16.24)
3PT Field Goals	5	at Nebraska (2.1.24)
3PT Field Goal Att.	11	at Nebraska (2.1.24)
Free Throws	8	vs. Illinois (3.17.24)
Free Throw Att.	10	vs. Illinois (3.17.24)
Rebounds	12	2x, last vs. Ohio State (2.13.24)
Assists	5	vs. Georgetown (1.29.23)
Blocks	2	vs. Seton Hall (2.1.23)
Steals	4	vs. Georgetown (1.29.23)
Minutes	41	at DePaul (2.14.23)

### 2024-25 GAME-BY-GAME

OPPONENT (Date)	MP	FG-A	PCT	3PT-A	PCT	FT-A	PCT	O-D-T	PF	A	TO	BLK	ST	TP
HOWARD (11.4)	15	2-5	.400	1-1	1.000	0-0	---	0-2-2	3	2	0	0	0	5
NORTH CAROLINA (11.8)	28	6-13	.462	1-3	.333	0-0	---	0-2-2	2	3	0	0	1	13
vs. Michigan State (11.12)	12	2-5	.400	1-3	.333	1-1	1.000	1-1-2	5	0	1	0	0	6
OAKLAND (11.16)	19	7-9	.778	2-3	.667	0-1	.000	0-2-2	1	3	0	0	0	16
UNCW (11.19)	22	2-7	.286	1-5	.200	2-2	1.000	0-1-1	2	1	1	0	0	7
*vs. Duke (11.26)	28	4-7	.571	2-2	1.000	1-1	1.000	0-0-0	2	2	2	0	1	11
*FURMAN (11.30)	23	1-4	.250	0-2	.000	2-2	1.000	0-1-1	3	1	0	0	0	4
*at Creighton (12.4)	27	4-13	.308	1-3	.333	3-4	.750	1-2-3	2	0	0	0	1	12
at Missouri (12.8)	18	1-7	.143	0-3	.000	0-0	---	1-2-3	4	0	2	0	1	2
NC STATE (12.14)	17	1-3	.333	0-1	.000	0-0	---	0-2-2	1	0	1	1	1	2
BROWN (12.22)	20	3-8	.375	1-3	.333	2-4	.500	0-5-5	0	0	1	1	0	9
*WEST VIRGINIA (12.31)*	15	0-2	.000	0-1	.000	0-0	---	0-0-0	0	0	0	0	0	0
at UCF (1.5)*	15	5-8	.625	1-2	.500	0-0	---	1-4-5	2	2	0	0	0	11
ARIZONA STATE (1.8)*	3	0-1	.000	0-1	.000	0-0	---	0-1-1	1	0	2	0	0	0
at Cincinnati (1.11)*	10	1-5	.200	0-2	.000	2-2	1.000	0-0-0	0	1	1	0	0	4
at Iowa State (1.15)*	10	2-6	.333	0-2	.000	1-2	.500	1-1-2	4	2	0	1	0	5
KANSAS STATE (1.18)*	17	3-6	.500	1-3	.333	0-0	---	1-0-1	1	0	0	0	1	7
at TCU (1.22)*	22	6-10	.600	0-2	.000	0-0	---	2-4-6	2	1	3	0	3	12
HOUSTON (1.25)*	18	0-6	.000	0-3	.000	0-4	.000	0-1-1	2	1	1	0	0	0
UCF (1.28)*	7	0-3	.000	0-1	.000	5-6	.833	1-2-3	0	0	2	0	0	5
at Baylor (2.1)*	6	1-1	1.000	0-0	---	1-2	.500	0-1-1	1	0	0	0	0	3
IOWA STATE (2.3)*	17	3-9	.333	2-5	.400	0-0	---	1-2-3	0	0	0	0	0	8
at Kansas State (2.8)*	20	4-10	.400	1-5	.200	0-0	---	0-2-2	3	0	1	0	1	9
COLORADO (2.11)*	8	1-1	1.000	1-1	1.000	1-2	.500	0-0-0	1	0	0	0	0	4
at Utah (2.15)*	12	1-4	.250	1-2	.500	0-0	---	1-0-1	1	0	0	0	0	3
at BYU (2.18)*	18	1-5	.200	1-4	.250	0-0	---	1-0-1	0	0	4	0	0	3
OKLAHOMA STATE (2.22)*	16	3-10	.300	0-4	.000	1-1	1.000	0-2-2	2	2	1	1	0	7
at Colorado (2.24)*	8	0-4	.000	0-1	.000	0-0	---	0-0-0	1	0	0	0	0	0
TEXAS TECH (3.1)*	5	1-1	1.000	0-0	---	1-2	.500	0-0-0	0	0	0	0	0	3
at Houston (3.3)*	5	0-1	.000	0-0	---	2-3	.667	0-0-0	0	0	2	0	0	2
ARIZONA (3.8)*	8	0-4	.000	0-2	.000	0-0	---	0-0-0	0	0	0	0	0	0

\* Starter; \*Big 12 Conference game

### CAREER STATS

SEASON	GP-GS	MIN/AVG	FG-FGA	PCT	3FG-3FGA	PCT	FT-FTA	PCT	O-D-T	AVG	PF-FO	AST	TO	BLK	STL	PTS	AVG
2022-23*	33-17	697/21.1	106-244	.434	38-94	.404	42-56	.750	10-54-64	1.9	54-0	27	36	6	13	292	8.8
2023-24*	36-36	1037/28.8	216-498	.434	48-150	.320	125-154	.812	40-102-142	3.9	41-0	32	57	5	22	605	16.8
2024-25	31-4	469/15.1	65-178	.365	18-70	.257	25-39	.641	12-40-52	1.7	46-1	21	27	4	10	173	5.6
TOTAL	100-57	2203/22.0	387-920	.421	104-314	.331	192-249	.771	62-196-258	2.6	141-1	80	120	15	45	1070	10.7

\*AT ST. JOHN'S, \*AT WISCONSIN



# DAJUAN HARRIS JR.

Graduate Senior • Guard • 6-2 • 175 • Columbia, Mo. • Rock Bridge HS • Twitter: @DajuanH10 • IG: @dajuanharris

- All-Big 12 Honorable Mention selection (2025)
- All-Big 12 Honorable Mention and Big 12 All-Defensive Team selection (2024).
- Preseason All-Big 12 Second Team.
- 2023 Big 12 Defensive Player of the Year, All-Big 12 Honorable Mention and Big 12 All-Defensive Team.
- Starting point guard on the 2022 NCAA National Championship team.
- Led the Big 12 and was 14th in the NCAA in assist-to-turnover ratio in 2021-22.
- 2022 All-Big 12 Honorable Mention and Big 12 All-Defensive Team member as a redshirt-sophomore.
- A three-time Academic All-Big 12 First Team honoree.
- NCAA D1 active career leader in assists (848) and games played (170), second in assist-to-turnover ratio (2.94) and seventh in steals (258).
- One of only two Kansas players with 800+ assists (848) and 250+ steals (258) - Aaron Miles (2002-05) 954 assists, 264 steals.
- Is No. 2 on the all-time Kansas and Big 12 Career Assist List (848), only trailing No. 1 Aaron Miles (954). Big 12 began in 1996-97.
- Kansas' all-time leader in minutes (5,046) and games played (170)

### CAREER HONORS

All-Big 12 Honorable Mention [2025]; Wooden Award Preseason Top 50 Watch List [2024]; Naismith Trophy Player of the Year Watch List [2024]; Bob Cousy Point Guard of the Year Watch List (1 of 20); Preseason All-Big 12 Second Team [2024]; All-Big 12 Honorable Mention [2024]; Big 12 All-Defensive Team [2024]; Naismith Defensive Player of the Year Watchlist (1 of 15); Bob Cousy Award Midseason Candidate (1 of 10); Wooden Award Preseason Top 50; Naismith Trophy Men's preseason watch list (1 of 50); Bob Cousy Award Watch List; Preseason All-Big 12 First Team [2023]; Academic All-Big 12 First Team [2023]; Big 12 Championship All-Tournament Team [2023]; Big 12 Defensive Player of the Year [2023]; Big 12 All-Defensive Team [2023]; All-Big 12 Honorable Mention [2023]; CSC Academic All-District [2023]; Big 12 All-Defensive Team [2022]; All-Big 12 Honorable Mention [2022]; Academic All-Big 12 First Team [2022]; Academic All-Big 12 First Team [2021]

### MISCELLANEOUS

	FR	SO	JR	SR	GR	CAREER
Double-Doubles	-	-	1	1	-	2
5+ Points	6	21	28	27	23	105
10+ Points	1	7	17	14	15	54
20+ Points	-	-	-	1	-	1
5+ Rebounds	-	1	5	-	6	12
5+ Assists	5	14	26	29	23	97
10+ Assists	-	-	3	2	1	6
2+ 3PT Field Goals	1	6	8	8	6	29
2+ Steals	7	19	28	14	13	77
4+ Steals	2	2	6	2	2	14
6+ Steals	-	-	1	-	1	2
2+ Blocks	-	-	3	-	1	4
Led Team in Pts.	-	1	2	-	3	6
Led Team in Rebs.	-	-	-	-	-	-
Led Team in Assists	8	24	30	27	22	110
Led Team in Blocks	1	3	7	4	4	19
Led Team in Steals	8	21	17	7	15	68

### HARRIS CAREER HIGHS

Points	23	vs. Kentucky (11.14.23)
Field Goals	8	vs. Texas (2.6.23)
Field Goal Att.	21	at Creighton (12.4.24)
3PT Field Goals	5	vs. Kentucky (11.14.23) at Texas Tech (1.3.23)
3PT Field Goal Att.	9	at Creighton (12.4.24)
Free Throws	7	vs. Michigan State (11.12.24)
Free Throw Att.	8	vs. Iowa State (3.10.23)
Rebounds	6	4x, last vs. Colorado (2.11.25)
Assists	12	vs. Houston (1.25.25)
Blocks	4	vs. Texas (3.5.22)
Steals	6	2x, last vs. Oklahoma State (2.22.25)
Minutes	45	vs. Houston (1.25.25)

### 2024-25 GAME-BY-GAME

OPPONENT (Date)	MP	FG-A	PCT	3PT-A	PCT	FT-A	PCT	O-D-T	PF	A	TO	BLK	ST	TP
*HOWARD (11.4)	22	3-4	.750	0-1	.000	0-0	---	0-3-3	1	5	3	1	0	6
*NORTH CAROLINA (11.8)	29	5-8	.625	0-0	---	0-0	---	2-0-2	4	3	2	0	2	10
*vs. Michigan State (11.12)	33	2-7	.286	0-3	.000	7-7	1.000	0-3-3	2	6	0	0	0	11
*OAKLAND (11.16)	23	1-2	.500	0-0	---	0-0	---	0-1-1	0	6	1	0	4	2
*UNCW (11.19)	29	6-10	.600	2-6	.333	3-5	.600	1-2-3	2	6	1	0	2	17
*vs. Duke (11.26)	36	6-10	.600	1-2	.500	1-1	1.000	1-2-3	1	9	2	0	3	14
*FURMAN (11.30)	26	4-8	.500	0-1	.000	0-0	---	0-2-2	1	8	1	0	1	8
*at Creighton (12.4)	37	6-21	.286	3-9	.333	0-0	---	0-2-2	1	5	0	0	2	15
*at Missouri (12.8)	38	5-14	.357	1-5	.200	2-3	.667	0-2-2	1	5	3	0	2	13
*NC STATE (12.14)	36	6-11	.545	3-6	.500	0-0	---	0-0-0	0	5	3	1	2	15
*BROWN (12.22)	24	1-2	.500	0-0	---	0-0	---	0-1-1	0	4	0	0	1	2
*WEST VIRGINIA (12.31)*	38	3-9	.333	1-2	.500	4-4	1.000	0-1-1	1	7	3	0	0	11
*at UCF (1.5)*	23	5-13	.384	1-4	.250	0-0	---	2-4-6	0	2	1	0	1	11
*ARIZONA STATE (1.8)*	32	3-7	.429	1-4	.250	2-2	1.000	1-2-3	2	7	0	1	3	9
*at Cincinnati (1.11)*	28	2-7	.286	1-3	.333	0-0	---	2-4-6	0	1	2	0	0	5
*at Iowa State (1.15)*	35	3-6	.500	1-1	1.000	1-6	.167	1-2-3	0	7	3	1	1	8
*KANSAS STATE (1.18)*	36	6-9	.667	1-2	.500	2-2	1.000	0-5-5	1	5	1	2	0	15
*at TCU (1.22)*	35	1-6	.167	0-2	.000	1-2	.500	0-2-2	2	7	5	0	1	3
*HOUSTON (1.25)*	45	3-7	.429	2-3	.667	0-2	.000	2-3-5	2	12	1	0	2	8
UCF (1.28)*	-	-	-	-	-	-	-	-	-	-	-	-	-	-
*at Baylor (2.1)*	33	4-9	.444	0-3	.000	4-7	.571	0-2-2	1	8	3	1	2	12
*IOWA STATE (2.3)*	35	4-6	.667	0-0	---	4-4	1.000	0-4-4	3	4	2	0	1	12
*at Kansas State (2.8)*	24	2-4	.500	0-1	.000	0-0	---	0-2-2	3	6	0	1	2	4
*COLORADO (2.11)*	32	4-11	.364	0-3	.000	2-2	1.000	3-3-6	2	5	1	0	0	10
*at Utah (2.15)*	37	6-12	.500	2-4	.500	0-0	---	1-3-4	0	4	3	0	0	14
*at BYU (2.18)*	31	1-7	.143	0-5	.000	0-0	---	0-4-4	0	7	3	1	1	2
*OKLAHOMA STATE (2.22)*	27	5-11	.455	2-4	.500	2-2	1.000	0-2-2	0	5	2	1	6	14
*at Colorado (2.24)*	34	2-4	.500	0-0	---	0-0	---	0-0-0	3	5	2	1	1	4
*TEXAS TECH (3.1)*	35	3-7	.429	0-0	---	0-0	---	0-5-5	2	7	1	0	1	6
*at Houston (3.3)*	34	1-2	.500	0-0	---	0-0	---	0-3-3	3	2	2	0	2	2
*ARIZONA (3.8)*	36	4-9	.444	1-1	1.000	0-0	---	2-2-4	2	9	1	0	0	9

\* Starter; \*Big 12 Conference game

### CAREER STATS

SEASON	GP-GS	MIN/AVG	FG-FGA	PCT	3FG-3FGA	PCT	FT-FTA	PCT	O-D-T	AVG	PF-FO	AST	TO	BLK	STL	PTS	AVG
2020-21	30-2	480/16.0	27-56	.482	9-14	.643	8-10	.800	8-26-34	1.1	45-0	65	24	2	29	71	2.4
2021-22	40-39	1158/29.7	87-201	.433	20-61	.328	19-24	.792	15-39-54	1.4	78-0	166	55	11	55	213	5.5
2022-23	36-36	1231/34.2	131-278	.470	30-74	.410	28-47	.600	25-65-90	2.5	58-1	224	73	15	78	320	8.9
2023-24	34-34	1214/35.7	108-255	.424	28-73	.384	45-56	.804	11-56-67	2.0	53-0	221	80	12	50	289	8.5
2024-25	30-30	963/32.1	107-243	.440	23-75	.307	35-49	.714	18-71-89	3.0	40-0	172	52	11	43	272	9.1
TOTAL	170-141	5046/29.7	461-1038	.444	110-298	.369	135-186	.726	77-257-334	2.0	274-1	848	288	52	258	1167	6.9





# RAKEASE PASSMORE

Freshman • Guard • 6-5 • 185 • Palatka, Fla. • Combine Academy (N.C.) • Twitter: @rakease • IG: @nba.kease

- Described as an explosive athlete who can get downhill
- Has the ability to catch-and-shoot threes and is a threat to create offense in transition at all times
- Played his final two prep seasons at Combine Academy in Lincoln County, North Carolina
- Averaged 19.2 points, 5.5 rebounds, 2.9 assists and 1.5 steals per game his senior season in 2023-24

PASSMORE CAREER HIGHS

Points	5	vs. Furman (11.30.24)
Field Goals	2	vs. Furman (11.30.24)
Field Goal Att.	3	3x, last at BYU (2.18.25)
3PT Field Goals	1	2x, last vs. Furman (11.30.24)
3PT Field Goal Att.	2	vs. Furman (11.30.24)
Free Throws	1	3x, last vs. Kansas State (1.18.25)
Free Throw Att.	2	3x, last vs. Kansas State (1.18.25)
Rebounds	3	vs. UNCW (11.19.24)
Assists	3	at UCF (1.5.25)
Blocks	1	at Iowa State (1.15.25)
Steals	1	5x, last at BYU (2.18.25)
Minutes	16	vs. Howard (11.4.24)

2024-25 GAME-BY-GAME

OPPONENT (Date)	MP	FG-A	PCT	3PT-A	PCT	FT-A	PCT	O-D-T	PF	A	TO	BLK	ST	TP
HOWARD (11.4)	16	0-1	.000	0-0	---	0-0	---	0-2-2	1	0	2	0	1	0
NORTH CAROLINA (11.8)	1	0-0	---	0-0	---	0-0	---	0-0-0	1	0	0	0	0	0
vs. Michigan State (11.12)	2	0-0	---	0-0	---	0-0	---	0-0-0	0	0	2	0	1	0
OAKLAND (11.16)	9	1-1	1.000	1-1	1.000	1-2	.500	0-1-1	1	1	2	0	0	4
UNCW (11.19)	6	1-2	.500	0-0	---	0-0	---	1-2-3	1	0	0	0	0	2
vs. Duke (11.26)	2	1-2	.500	0-1	.000	0-0	---	0-0-0	0	0	0	0	0	2
FURMAN (11.30)	8	2-3	.667	1-2	.500	0-0	---	0-1-1	0	0	0	0	0	5
at Creighton (12.4)	10	0-1	.000	0-1	.000	0-0	---	1-0-1	3	0	2	0	1	0
at Missouri (12.8)	2	0-0	---	0-0	---	0-0	---	0-0-0	1	0	1	0	0	0
NC STATE (12.14)	-	-	-	-	-	-	-	-	-	-	-	-	-	-
BROWN (12.22)	7	0-0	---	0-0	---	1-2	.500	0-0-0	0	0	0	0	0	1
WEST VIRGINIA (12.31)*	2	0-0	---	0-0	---	0-0	---	0-0-0	0	0	0	0	1	0
at UCF (1.5)*	7	0-3	.000	0-0	---	0-0	---	1-1-2	2	3	0	0	0	0
ARIZONA STATE (1.8)*	-	-	-	-	-	-	-	-	-	-	-	-	-	-
at Cincinnati (1.11)*	-	-	-	-	-	-	-	-	-	-	-	-	-	-
at Iowa State (1.15)*	7	0-0	---	0-0	---	0-0	---	0-1-1	0	0	0	1	0	0
KANSAS STATE (1.18)*	5	0-2	.000	0-2	.000	1-2	.500	1-0-1	0	0	0	0	0	1
at TCU (1.22)*	-	-	-	-	-	-	-	-	-	-	-	-	-	-
HOUSTON (1.25)*	-	-	-	-	-	-	-	-	-	-	-	-	-	-
UCF (1.28)*	1	0-0	---	0-0	---	0-0	---	0-0-0	0	0	1	0	0	0
at Baylor (2.1)*	-	-	-	-	-	-	-	-	-	-	-	-	-	-
IOWA STATE (2.3)*	-	-	-	-	-	-	-	-	-	-	-	-	-	-
at Kansas State (2.8)*	-	-	-	-	-	-	-	-	-	-	-	-	-	-
COLORADO (2.11)*	1	0-1	.000	0-1	.000	0-0	---	0-0-0	0	0	0	0	0	0
at Utah (2.15)*	1	0-0	---	0-0	---	0-1	.000	0-1-1	0	0	0	0	0	0
at BYU (2.18)*	12	1-3	.333	0-1	.000	0-0	---	0-0-0	1	1	1	0	1	2
OKLAHOMA STATE (2.22)*	10	0-2	.000	0-0	---	0-0	---	0-1-1	1	2	2	0	0	0
at Colorado (2.24)*	-	-	-	-	-	-	-	-	-	-	-	-	-	-
TEXAS TECH (3.1)*	-	-	-	-	-	-	-	-	-	-	-	-	-	-
at Houston (3.3)*	8	0-0	---	0-0	---	0-0	---	0-0-0	1	0	0	0	0	0
ARIZONA (3.8)*	-	-	-	-	-	-	-	-	-	-	-	-	-	-

^ Starter; \*Big 12 Conference game

CAREER STATS

SEASON	GP-GS	MIN/AVG	FG-FGA	PCT	3FG-3FGA	PCT	FT-FTA	PCT	O-D-T	AVG	PF-FO	AST	TO	BLK	STL	PTS	AVG
2024-25	20-0	115/5.8	6-21	.286	2-9	.222	3-7	.429	4-10-14	0.7	13-0	7	13	1	5	17	0.9
TOTAL	20-0	115/5.8	6-21	.286	2-9	.222	3-7	.429	4-10-14	0.7	13-0	7	13	1	5	17	0.9



# ZEKE MAYO

Senior • Guard • 6-4 • 185 • Lawrence, Kan. • Lawrence HS • Twitter: @zekexmayo • IG: @zekexmayo

- All-Big 12 Third Team and All-Big 12 Newcomer Team selections (2025)
- A local product who had an outstanding career at South Dakota State before transferring to Kansas following the 2023-24 season
- A two-time All-Summit League selection who was the league’s player of the year in 2024. Led the Summit League in three-point field goal percentage at 39.1% and three-point field goals made per game at 2.6 in 2023-24
- Has started 116 of 133 games played while in college
- Career-wise, has 2,009 points, 646 rebounds, 397 assists, 122 steals and 306 three-point field goals made
- Is only the third Jayhawk since 1996-97 to record three straight games of 25+ points (Drew Gooden, 2001-02 and Ochai Agbaji, 2021-22)

## CAREER HONORS

All-Big 12 Third Team [2025]  
Big 12 All-Newcomer Team [2025]  
Big 12 co-Newcomer of the Week (12.16.24)  
Big 12 co-Newcomer of the Week (11.11.24)  
Jerry West Shooting Guard of the Year Watch List (1 of 20)  
NABC All-District 12 First Team [2024]  
Summit League Player of the Year [2024]  
Summit League All-Tournament Team [2024]  
All-Summit League First Team [2024]  
Summit League Peak Performer of the Week (2x)  
Summit League Peak Performer of the Month (Feb. 2024)  
NABC All-District 12 First Team [2023]  
All-Summit League First Team [2023]  
Lou Henson National Award Player of the Week (Feb. 2023)  
Summit League Peak Performer of the Week (3x)  
Summit League All-Newcomer Squad [2022]

## MISCELLANEOUS

	FR.	SO.	JR.	SR.	CAREER
Double-Doubles	-	4	3	-	7
10+ Points	20	29	33	19	101
20+ Points	2	11	16	8	37
5+ Rebounds	8	18	25	15	66
10+ Rebounds	-	5	3	1	9
5+ Assists	2	11	9	7	29
2+ 3PT Field Goals	18	22	26	18	84
3+ 3PT Field Goals	9	16	20	13	58
5+ 3PT Field Goals	2	6	4	7	19
2+ Steals	8	6	13	2	29
2+ Blocks	-	1	1	-	2
Led Team in Pts. (at KU)				9	9
Led Team in Rebs. (at KU)			1	1	
Led Team in Assists (at KU)			7	7	
Led Team in Blocks (at KU)			-	-	
Led Team in Steals (at KU)			5	5	

## MAYO CAREER HIGHS

Points	41	vs. North Dakota State (2.4.23)
Field Goals	14	vs. North Dakota State (2.4.23)
Field Goal Att.	25	vs. North Dakota State (2.4.23)
3PT Field Goals	7	vs. Denver (1.21.23)
3PT Field Goal Att.	14	vs. Denver (1.21.23)
Free Throws	13	2x, last vs. West Virginia (12.31.24)
Free Throw Att.	14	vs. North Dakota State (2.1.24)
Rebounds	13	vs. Valparaiso (11.25.22)
Assists	9	at Omaha (1.13.22)
Blocks	2	2x, last at Denver (1.13.24)
Steals	6	at North Dakota (1.7.23)
Minutes	44	2x, last vs. Houston (1.25.25)

## 2024-25 GAME-BY-GAME

OPPONENT (Date)	MP	FG-A	PCT	3PT-A	PCT	FT-A	PCT	O-D-T	PF	A	TO	BLK	ST	TP
HOWARD (11.4)	23	7-12	.583	5-8	.625	0-0	---	0-4-4	0	0	2	0	1	19
NORTH CAROLINA (11.8)	29	7-14	.500	3-9	.333	4-4	1.000	0-5-5	2	4	1	0	0	21
*vs. Michigan State (11.12)	34	2-8	.250	0-3	.000	2-2	1.000	0-10-10	2	7	2	0	1	6
*OAKLAND (11.16)	26	3-9	.333	1-5	.200	0-0	---	0-5-5	0	3	1	0	0	7
*UNCW (11.19)	25	5-10	.500	0-4	.000	0-0	---	0-2-2	2	2	1	1	1	10
*vs. Duke (11.26)	34	4-11	.364	2-4	.500	2-2	1.000	1-1-2	0	4	4	0	1	12
*FURMAN (11.30)	27	3-9	.333	1-5	.200	0-0	---	0-4-4	0	6	1	0	1	7
*at Creighton (12.4)	30	5-13	.385	2-4	.500	0-1	.000	0-2-2	0	2	1	0	1	12
*at Missouri (12.8)	26	2-6	.333	0-3	.000	0-0	---	0-1-1	1	2	4	0	0	4
*NC STATE (12.14)	34	9-14	.643	5-9	.556	3-5	.600	2-1-3	0	2	2	0	0	26
*BROWN (12.22)	26	10-15	.667	5-8	.625	0-0	---	0-8-8	0	4	3	1	1	25
*WEST VIRGINIA (12.31)*	36	6-13	.462	2-7	.286	13-13	1.000	0-2-2	2	2	1	0	0	27
*at UCF (1.5)*	24	3-10	.300	0-4	.000	0-1	.000	0-5-5	0	8	1	0	0	6
*ARIZONA STATE (1.8)*	32	8-14	.571	5-8	.625	2-2	1.000	0-5-5	0	0	4	0	1	23
*at Cincinnati (1.11)*	31	4-10	.400	1-6	.167	0-0	---	1-5-6	1	2	0	0	1	9
*at Iowa State (1.15)*	36	7-19	.368	3-9	.333	0-0	---	0-1-1	1	0	3	0	2	17
*KANSAS STATE (1.18)*	36	7-13	.538	4-7	.571	6-8	.750	1-4-5	3	3	1	0	0	24
*at TCU (1.22)*	32	6-9	.667	1-3	.333	0-0	---	0-2-2	2	2	4	0	0	13
*HOUSTON (1.25)*	44	6-17	.353	1-8	.125	3-6	.500	1-8-9	1	1	3	0	0	16
*UCF (1.28)*	38	8-20	.400	6-10	.600	2-2	1.000	3-6-9	1	5	4	0	0	24
*at Baylor (2.1)*	32	3-9	.333	2-7	.286	0-0	---	0-5-5	1	3	2	0	0	8
*IOWA STATE (2.3)*	33	6-13	.462	5-6	.833	0-0	---	0-8-8	2	3	3	0	0	17
*at Kansas State (2.8)*	36	5-8	.625	3-3	1.000	2-2	1.000	0-7-7	1	5	5	0	0	15
*COLORADO (2.11)*	33	4-12	.333	3-7	.426	2-2	1.000	0-9-9	2	5	2	0	2	13
*at Utah (2.15)*	35	4-9	.444	2-6	.333	5-6	.833	0-6-6	1	3	2	0	1	15
*at BYU (2.18)*	23	2-9	.222	2-7	.286	0-0	---	0-3-3	3	1	2	0	1	6
*OKLAHOMA STATE (2.22)*	26	5-10	.500	5-10	.500	0-0	---	0-3-3	1	2	2	1	1	15
*at Colorado (2.24)*	30	1-5	.200	0-2	.000	2-2	1.000	0-4-4	2	4	3	0	2	4
*TEXAS TECH (3.1)*	31	1-7	.143	0-5	.000	3-4	.750	0-3-3	1	1	5	0	1	5
*at Houston (3.3)*	34	3-6	.500	1-3	.333	0-0	---	1-2-3	0	1	6	0	1	7
*ARIZONA (3.8)*	34	5-9	.556	5-7	.714	5-6	.833	0-4-4	3	6	0	0	1	20

\* Starter; \*Big 12 Conference game

## CAREER STATS

SEASON	GP-GS	MIN/AVG	FG-FGA	PCT	3FG-3FGA	PCT	FT-FTA	PCT	O-D-T	AVG	PF-FO	AST	TO	BLK	STL	PTS	AVG
2021-22*	35-21	950/27.1	119-255	.467	56-135	.415	42-45	.933	18-85-103	2.9	42-0	72	42	1	29	336	9.6
2022-23*	32-32	1142/35.7	198-465	.426	83-225	.369	103-114	.904	11-88-199	6.2	47-0	109	95	7	32	582	18.2
2023-24*	35-34	1256/35.9	218-468	.466	92-235	.391	130-157	.828	22-177-199	5.7	54-1	123	107	6	40	658	18.8
2024-25	31-29	969/31.3	151-343	.440	75-187	.401	56-68	.824	10-135-145	4.7	35-0	93	75	3	21	433	14.0
TOTAL	133-116	4314/32.4	686-1531	.448	306-782	.391	331-384	.862	61-585-646	4.9	178-1	397	319	17	122	2009	15.1

\*AT SOUTH DAKOTA STATE



# RYLAN GRIFFEN

Junior • Guard • 6-6 • 190 • Dallas, Texas • Richardson HS • Twitter: @GriffenRylan • IG: @rylan.03

- A transfer from Alabama who will be a junior for the 2024-25 season
- A starter on Alabama's 2023-24 Final Four team
- For his career, has played in 103 games with 50 starts, 823 points, 155 threes, 283 rebounds, 138 assists and 49 steals
- Only two former players have wore No. 6 while at Kansas – LaVannes Squires (1952-54) and Jerry Waugh (1948-51)

### CAREER HONORS

SEC Academic Honor Roll [2024]

### MISCELLANEOUS

	FR	SO	JR	CAREER
Double-Doubles	-	-	-	-
5+ Points	21	32	20	73
10+ Points	8	19	8	35
20+ Points	-	2	-	2
5+ Rebounds	6	10	2	18
5+ Assists	-	3	1	4
2+ 3PT Field Goals	6	16	10	32
5+ 3PT Field Goals	-	4	1	5
2+ Steals	5	3	1	9
2+ Blocks	2	-	1	3
Led Team in Pts. (at KU)	-	-	-	-
Led Team in Rebs. (at KU)	-	-	-	-
Led Team in Assists (at KU)	1	1	1	1
Led Team in Blocks (at KU)	2	2	2	2
Led Team in Steals (at KU)	1	1	1	1

### GRIFFEN CAREER HIGHS

Points	21	at Kentucky (2.24.24)
Field Goals	7	vs. Missouri (1.16.24)
Field Goal Att.	13	3x, last at Kentucky (2.24.24)
3PT Field Goals	5	5x, last vs. Houston (1.25.25)
3PT Field Goal Att.	10	vs. Texas A&M (2.17.24)
Free Throws	7	at Kentucky (2.24.24)
Free Throw Att.	8	at Kentucky (2.24.24)
Rebounds	7	5x, last vs. Houston (1.25.25)
Assists	8	vs. Clemson (3.30.24)
Blocks	2	4x, last at Colorado (2.24.25)
Steals	2	9x, last vs. Furman (11.30.24)
Minutes	35	at Kentucky (2.24.24)

### 2024-25 GAME-BY-GAME

OPPONENT (Date)	MP	FG-A	PCT	3PT-A	PCT	FT-A	PCT	O-D-T	PF	A	TO	BLK	ST	TP
*HOWARD (11.4)	19	1-5	.200	1-4	.250	2-2	1.000	1-0-1	0	3	1	0	0	5
*NORTH CAROLINA (11.8)	16	2-5	.400	2-4	.500	0-0	---	0-1-1	2	0	0	2	0	6
*vs. Michigan State (11.12)	32	4-10	.400	2-6	.333	0-2	.000	1-5-6	2	2	2	0	0	10
*OAKLAND (11.16)	20	3-4	.750	3-4	.750	2-2	1.000	0-0-0	1	3	0	0	0	11
*UNCW (11.19)	20	3-6	.500	1-4	.250	0-0	---	0-2-2	1	2	1	0	1	7
vs. Duke (11.26)	17	2-6	.333	1-4	.250	3-3	1.000	1-2-3	1	0	0	0	1	8
FURMAN (11.30)	16	5-8	.625	0-3	.000	0-0	---	0-4-4	2	0	1	1	2	10
at Creighton (12.4)	-	-	-	-	-	-	-	-	-	-	-	-	-	-
at Missouri (12.8)	13	1-2	.500	1-1	1.000	0-0	---	0-1-1	2	0	1	0	0	3
*NC STATE (12.14)	31	1-6	.167	0-4	.000	0-0	---	2-2-4	1	3	2	0	0	2
*BROWN (12.22)	16	3-5	.600	1-2	.500	0-0	---	0-3-3	1	0	0	0	0	7
WEST VIRGINIA (12.31)*	12	1-3	.333	1-3	.333	0-0	---	0-2-2	1	0	1	0	0	3
at UCF (1.5)*	18	4-4	1.000	4-4	1.000	2-2	1.000	1-3-4	2	0	1	1	0	14
ARIZONA STATE (1.8)*	18	4-9	.444	1-4	.250	0-0	---	1-2-3	1	1	1	0	1	9
at Cincinnati (1.11)*	14	1-4	.250	0-2	.000	0-0	---	2-1-3	0	1	1	0	0	2
at Iowa State (1.15)*	19	3-4	.750	1-2	.500	0-0	---	0-2-2	0	0	0	0	0	7
KANSAS STATE (1.18)*	12	0-0	---	0-0	---	0-0	---	1-0-1	0	1	1	0	0	0
at TCU (1.22)*	20	1-6	.167	1-5	.200	1-2	.500	1-0-1	1	2	1	0	0	4
HOUSTON (1.25)*	31	5-7	.714	5-6	.833	2-4	.500	2-5-7	2	1	2	0	0	17
*UCF (1.28)*	26	2-5	.400	0-2	.000	0-0	---	0-4-4	4	2	1	0	1	4
at Baylor (2.1)*	23	4-8	.500	2-4	.500	1-2	.500	0-2-2	3	2	2	0	0	11
*IOWA STATE (2.3)*	23	2-6	.333	1-5	.200	0-0	---	0-0-0	2	1	1	0	0	5
*at Kansas State (2.8)*	19	1-7	.143	1-6	.167	0-0	---	0-0-0	0	2	0	0	0	3
*COLORADO (2.11)*	16	0-5	.000	0-4	.000	3-3	1.000	0-1-1	3	1	1	0	1	3
*at Utah (2.15)*	15	2-5	.400	2-4	.500	0-0	---	0-1-1	4	1	2	0	0	6
at BYU (2.18)*	14	3-8	.375	2-5	.400	1-2	.500	0-0-0	0	1	0	1	0	9
*OKLAHOMA STATE (2.22)*	27	3-7	.429	2-3	.667	1-2	.500	0-1-1	1	6	3	0	1	9
*at Colorado (2.24)*	32	1-5	.200	1-4	.250	7-10	.700	0-2-2	1	4	0	2	0	10
*TEXAS TECH (3.1)*	34	4-12	.333	3-7	.429	0-0	---	2-2-4	3	2	0	0	0	11
*at Houston (3.3)*	11	0-4	.000	0-2	.000	0-0	---	0-1-1	1	1	1	0	0	0
*ARIZONA (3.8)*	33	2-8	.250	1-6	.167	2-4	.500	0-3-3	2	2	0	1	0	7

\* Starter; \*Big 12 Conference game

### CAREER STATS

SEASON	GP-GS	MIN/AVG	FG-FGA	PCT	3FG-3FGA	PCT	FT-FTA	PCT	O-D-T	AVG	PF-FO	AST	TO	BLK	STL	PTS	AVG
2022-23*	37-0	581/15.7	72-197	.365	41-136	.301	33-45	.733	28-67-95	2.6	35-0	27	28	7	22	218	5.9
2023-24*	36-33	945/26.3	132-291	.454	74-189	.392	64-79	.810	33-88-121	3.4	74-3	67	52	9	19	402	11.2
2024-25	30-17	615/20.5	68-174	.391	40-114	.351	27-40	.675	15-52-67	2.2	44-0	44	27	8	8	203	6.8
TOTAL	103-50	2141/20.8	272-662	.411	155-439	.353	124-164	.756	76-207-283	2.7	153-3	138	107	23	49	823	8.0

\*AT ALABAMA





# DAVID COIT

Senior • Guard • 5-11 • 175 • Columbus, N.J. • Scotland Campus Sports • Twitter: @diggycoit11 • IG: @diggycoit

- Joined the Kansas team in August 2024 after entering the transfer portal following the 2023-24 season at Northern Illinois
- In two seasons at NIU, Coit scored 1,051 points and made 175 threes, which averages out to 3.5 made per game
- Brought 175 career assists, 63 steals and an 87.9 free throw percentage (160-of-182) to Kansas
- Other Jayhawks who have worn jersey No. 8 include Charlie T. Black (1922-24), Bill Sapp (1947-49) and Maurice King (1955-57). Black’s KU jersey was retired during the 1992 season
- Scored his 1,100th career point at Missouri (11/8/24). Has 1,210 points, 217 threes and 220 assists for his DI career

## CAREER HONORS

All-MAC Third Team [2024]  
NABC All-District 14 Second Team [2024]  
MAC Player of the Week (3.4.2024)  
All-MAC Third Team [2023]  
NABC All-District 14 Second Team [2023]  
Garden State Athletic Conference Player of the Year [2022]

## MISCELLANEOUS

	FR.	SO.	JR.	SR.	CAREER
Double-Doubles	-	-	1	-	1
10+ Points	-	22	28	6	56
20+ Points	-	9	16	-	25
30+ Points	-	2	4	-	6
5+ Rebounds	-	4	9	1	14
5+ Assists	-	6	7	-	13
2+ 3PT Field Goals	-	21	27	11	59
5+ 3PT Field Goals	-	7	7	1	15
2+ Steals	-	10	8	3	21
2+ Blocks	-	-	-	-	-
Led Team in Pts. (at KU)	-	-	-	-	-
Led Team in Rebs. (at KU)	-	-	-	-	-
Led Team in Assists (at KU)	-	-	-	-	-
Led Team in Blocks (at KU)	-	-	-	-	-
Led Team in Steals (at KU)	-	-	-	5	5

## COIT CAREER HIGHS

Points	37	at Buffalo (3.8.24)
Field Goals	12	2x, last at Akron (3.2.24)
Field Goal Att.	29	vs. Illinois Springfield (11.7.22)
3PT Field Goals	8	at DePaul (11.25.23)
3PT Field Goal Att.	20	vs. Illinois Springfield (11.7.22)
Free Throws	11	vs. Kent State (1.24.23)
Free Throw Att.	11	vs. Kent State (1.24.23)
Rebounds	8	2x, last vs. Little Rock (11.18.23)
Assists	10	at Western Michigan (1.9.24)
Blocks	1	7x, last vs. UNCW (11.19.24)
Steals	5	at Buffalo (1.7.23)
Minutes	49	at Central Michigan (1.30.24)

## 2024-25 GAME-BY-GAME

OPPONENT (Date)	MP	FG-A	PCT	3PT-A	PCT	FT-A	PCT	O-D-T	PF	A	TO	BLK	ST	TP
*HOWARD (11.4)	22	3-4	.750	2-3	.667	0-0	---	0-2-2	2	4	1	0	2	8
*NORTH CAROLINA (11.8)	20	0-4	.000	0-3	.000	0-0	---	0-4-4	3	3	1	0	0	0
vs. Michigan State (11.12)	12	1-4	.250	1-1	1.000	0-0	---	0-4-4	0	0	0	0	0	3
OAKLAND (11.16)	19	1-4	.250	1-3	.333	0-0	---	0-0-0	1	2	0	0	0	3
UNCW (11.19)	20	4-7	.571	2-4	.500	3-4	.750	0-1-1	0	2	0	1	0	13
vs. Duke (11.26)	10	1-2	.500	1-2	.500	0-0	---	0-0-0	2	1	0	0	0	3
FURMAN (11.30)	22	4-6	.667	1-2	.500	0-0	---	0-5-5	1	2	0	0	0	9
at Creighton (12.4)	21	3-9	.333	2-4	.500	0-0	---	1-1-2	0	1	0	0	2	8
*at Missouri (12.8)	26	5-11	.455	4-7	.571	0-0	---	0-3-3	2	1	1	0	1	14
NC STATE (12.14)	9	1-1	1.000	1-1	1.000	0-0	---	0-0-0	0	1	1	0	0	3
BROWN (12.22)	17	1-6	.167	1-5	.200	0-0	---	0-2-2	0	1	0	0	1	3
WEST VIRGINIA (12.31)*	17	0-3	.000	0-2	.000	0-0	---	1-1-2	0	1	0	0	1	0
at UCF (1.5)*	17	1-8	.125	1-6	.167	0-2	.000	1-2-3	1	4	0	0	3	3
ARIZONA STATE (1.8)*	12	0-3	.000	0-3	.000	0-0	---	0-1-1	1	1	1	0	1	0
at Cincinnati (1.11)*	11	1-5	.200	0-3	.000	0-0	---	0-1-1	0	1	1	0	0	2
at Iowa State (1.15)*	7	0-1	.000	0-0	---	0-0	---	0-1-1	0	0	1	0	0	0
KANSAS STATE (1.18)*	3	0-1	.000	0-1	.000	0-0	---	0-0-0	0	0	0	0	0	0
at TCU (1.22)*	9	1-1	1.000	1-1	1.000	2-2	1.000	0-0-0	2	2	0	0	0	5
HOUSTON (1.25)*	11	0-1	.000	0-1	.000	2-2	1.000	0-3-3	0	1	0	0	0	2
UCF (1.28)*	28	4-8	.500	4-8	.500	0-0	---	0-4-4	1	1	2	0	1	12
at Baylor (2.1)*	20	3-8	.375	2-7	.286	0-0	---	0-2-2	3	0	0	0	1	8
IOWA STATE (2.3)*	9	0-0	---	0-0	---	0-0	---	0-1-1	0	3	1	0	0	0
at Kansas State (2.8)*	5	0-0	---	0-0	---	0-0	---	0-1-1	0	0	2	0	0	0
COLORADO (2.11)*	17	3-6	.500	2-3	.667	0-0	---	0-1-1	0	0	0	0	0	8
at Utah (2.15)*	12	1-4	.250	1-4	.250	0-0	---	0-1-1	1	0	1	0	0	3
at BYU (2.18)*	14	4-7	.571	3-6	.500	0-0	---	0-0-0	1	0	0	0	0	11
OKLAHOMA STATE (2.22)*	22	5-9	.556	5-9	.556	0-0	---	0-1-1	2	4	1	0	1	15
at Colorado (2.24)*	16	2-5	.400	2-5	.400	0-0	---	0-1-1	1	1	0	0	1	6
TEXAS TECH (3.1)*	14	1-4	.250	1-4	.250	0-0	---	0-0-0	0	0	0	0	0	3
at Houston (3.3)*	29	5-8	.625	4-6	.667	0-0	---	0-4-4	2	4	1	0	1	14
ARIZONA (3.8)*	9	0-3	.000	0-3	.000	0-0	---	0-0-0	1	0	0	0	0	0

\* Starter; \*Big 12 Conference game

## CAREER STATS

SEASON	GP-GS	MIN/AVG	FG-FGA	PCT	3FG-3FGA	PCT	FT-FTA	PCT	O-D-T	AVG	PF-FO	AST	TO	BLK	STL	PTS	AVG
2022-23^	29-26	996/34.3	158-368	.429	81-215	.377	52-60	.867	8-74-82	2.8	29-0	81	50	0	36	449	15.5
2023-24^	29-29	1073/37.0	200-492	.407	94-279	.337	108-122	.885	9-84-93	3.2	40-0	98	70	6	27	602	20.8
2024-25	31-3	481/15.5	55-143	.385	42-107	.393	7-10	.700	3-47-50	1.6	27-0	41	15	1	16	159	5.1
TOTAL	89-58	2549/28.6	413-1003	.412	217-601	.361	167-192	.870	20-205-225	2.5	96-0	220	135	7	79	1210	13.6

^AT NORTHERN ILLINOIS

WILDER EVERS (EE-vers)

RS-Sophomore • G • 6-4 • 185 • Birmingham, Ala. • Oak Mountain HS • Twitter: @EversWilder • IG: @wilderevers

- A walk-on from Birmingham, Alabama, who provides depth at the guard spots
- Has played in 13 games while at KU, including five this season.
- Comes from a family with Kansas ties as his brother plays baseball for KU and his parents competed in track and field at KU
- Helped lead Oak Mountain High School to three consecutive trips to Alabama's 7A state quarterfinals, including Final Four appearances in 2020 and 2021 and a state title in 2021
- The 2021 state championship was the first in Oak Mountain history
- A two-time all-county selection his junior and senior seasons
- Played for Chris Love at Oak Mountain
- Averaged 11.8 points, 4.3 rebounds and 3.0 assists per game his senior season

12

EVERS CAREER HIGHS

Points	4	vs. Oklahoma State (2.22.25)
Field Goals	2	vs. Oklahoma State (2.22.25)
Field Goal Att.	2	2x, last vs. Oklahoma State (2.22.25)
3PT Field Goals	1	2x, last vs. Furman (11.30.24)
3PT Field Goal Att.	1	6x, last vs. Brown (12.22.24)
Free Throws	-	-
Free Throw Att.	-	-
Rebounds	2	at UCF (1.5.25)
Assists	1	2x, last vs. Cincinnati (3.13.24)
Blocks	1	vs. Cincinnati (3.13.24)
Steals	1	vs. Oklahoma State (2.22.25)
Minutes	8	vs. North Carolina Central (11.6.23)

2024-25 GAME-BY-GAME

OPPONENT (Date)	MP	FG-A	PCT	3PT-A	PCT	FT-A	PCT	O-D-T	PF	A	TO	BLK	ST	TP
HOWARD (11.4)	2	1-1	1.000	1-1	1.000	0-0	---	0-0-0	0	0	0	0	0	3
NORTH CAROLINA (11.8)	-	-	-	-	-	-	-	-	-	-	-	-	-	-
vs. Michigan State (11.12)	-	-	-	-	-	-	-	-	-	-	-	-	-	-
OAKLAND (11.16)	3	0-0	---	0-0	---	0-0	---	0-0-0	0	0	0	0	0	0
UNCW (11.19)	-	-	-	-	-	-	-	-	-	-	-	-	-	-
vs. Duke (11.26)	-	-	-	-	-	-	-	-	-	-	-	-	-	-
FURMAN (11.30)	1	1-1	1.000	1-1	1.000	0-0	---	0-0-0	1	0	0	0	0	3
at Creighton (12.4)	-	-	-	-	-	-	-	-	-	-	-	-	-	-
at Missouri (12.8)	-	-	-	-	-	-	-	-	-	-	-	-	-	-
NC STATE (12.14)	-	-	-	-	-	-	-	-	-	-	-	-	-	-
BROWN (12.22)	2	0-1	.000	0-1	.000	0-0	---	0-0-0	0	0	0	0	0	0
WEST VIRGINIA (12.31)*	-	-	-	-	-	-	-	-	-	-	-	-	-	-
at UCF (1.5)*	3	0-0	---	0-0	---	0-0	---	0-2-2	1	0	0	0	0	0
ARIZONA STATE (1.8)*	-	-	-	-	-	-	-	-	-	-	-	-	-	-
at Cincinnati (1.11)*	-	-	-	-	-	-	-	-	-	-	-	-	-	-
at Iowa State (1.15)*	-	-	-	-	-	-	-	-	-	-	-	-	-	-
KANSAS STATE (1.18)*	-	-	-	-	-	-	-	-	-	-	-	-	-	-
at TCU (1.22)*	-	-	-	-	-	-	-	-	-	-	-	-	-	-
HOUSTON (1.25)*	-	-	-	-	-	-	-	-	-	-	-	-	-	-
UCF (1.28)*	-	-	-	-	-	-	-	-	-	-	-	-	-	-
at Baylor (2.1)*	-	-	-	-	-	-	-	-	-	-	-	-	-	-
IOWA STATE (2.3)*	-	-	-	-	-	-	-	-	-	-	-	-	-	-
at Kansas State (2.8)*	-	-	-	-	-	-	-	-	-	-	-	-	-	-
COLORADO (2.11)*	-	-	-	-	-	-	-	-	-	-	-	-	-	-
at Utah (2.15)*	-	-	-	-	-	-	-	-	-	-	-	-	-	-
at BYU (2.18)*	-	-	-	-	-	-	-	-	-	-	-	-	-	-
OKLAHOMA STATE (2.22)*	3	2-2	1.000	0-0	---	0-0	---	0-0-0	0	0	0	0	1	4
at Colorado (2.24)*	-	-	-	-	-	-	-	-	-	-	-	-	-	-
TEXAS TECH (3.1)*	-	-	-	-	-	-	-	-	-	-	-	-	-	-
at Houston (3.3)*	-	-	-	-	-	-	-	-	-	-	-	-	-	-
ARIZONA (3.8)*	-	-	-	-	-	-	-	-	-	-	-	-	-	-

^ Starter; \*Big 12 Conference game

CAREER STATS

SEASON	GP-GS	MIN/AVG	FG-FGA	PCT	3FG-3FGA	PCT	FT-FTA	PCT	O-D-T	AVG	PF-FO	AST	TO	BLK	STL	PTS	AVG
2023-24	8-0	20/2.5	3-7	.429	0-3	.000	0-0	---	0-3-3	0.4	1-0	2	0	1	0	6	0.8
2024-25	6-0	14/2.3	4-5	.800	2-3	.667	0-0	---	0-2-2	0.3	2-0	0	0	0	1	10	1.7
TOTAL	14-0	34/2.4	7-12	.583	2-6	.333	0-0	---	0-5-5	0.4	3-0	2	0	1	1	16	1.1



# PATRICK CASSIDY

Senior • G • 6-1 • 185 • Columbus, Kan. • Columbus Unified HS • Twitter: @patrickcassidy • IG: @patrickcassidy14

- An invited walk-on who will provide depth at the point guard position
- Has played in 10 games while at Kansas, including four this season.
- Was a two-year manager for the Kansas men's basketball program, including the 2021-22 NCAA National Championship season
- A 2020 all-state selection at Columbus Unified High School (CUHS)
- Was named to the Kansas Basketball Coaches Association (KBCA) Class 3A All-State First Team in 2020
- Scored more than 1,000 points for his career
- A four-sport athlete while at Columbus, also playing football, baseball and track & field
- Racked up more than 1,500 combined yards as a quarterback, scoring 25 touchdowns at CUHS
- An all-conference all-academic selection who was the Class of 2020 valedictorian at CUHS

## CAREER HONORS

Big 12 Gerald Lage Academic Achievement Award [2024]

## CASSIDY CAREER HIGHS

Points	3	vs. Cincinnati (3.13.24)
Field Goals	1	2x, last vs. Cincinnati (3.13.24)
Field Goal Att.	2	4x, last vs. Brown (12.22.24)
3PT Field Goals	1	vs. Cincinnati (3.13.24)
3PT Field Goal Att.	3	3x, last vs. Brown (12.22.24)
Free Throws	-	-
Free Throw Att.	-	-
Rebounds	2	vs. Kansas State (3.5.24)
Assists	1	vs. Brown (12.22.24)
Blocks	-	-
Steals	-	-
Minutes	5	vs. North Carolina Central (11.6.23)

## 2024-25 GAME-BY-GAME

OPPONENT (Date)	MP	FG-A	PCT	3PT-A	PCT	FT-A	PCT	O-D-T	PF	A	TO	BLK	ST	TP
HOWARD (11.4)	2	0-2	.000	0-2	.000	0-0	---	0-0-0	0	0	0	0	0	0
NORTH CAROLINA (11.8)	-	-	-	-	-	-	-	-	-	-	-	-	-	-
vs. Michigan State (11.12)	-	-	-	-	-	-	-	-	-	-	-	-	-	-
OAKLAND (11.16)	3	0-2	.000	0-2	.000	0-0	---	0-0-0	1	0	0	0	0	0
UNCW (11.19)	-	-	-	-	-	-	-	-	-	-	-	-	-	-
vs. Duke (11.26)	-	-	-	-	-	-	-	-	-	-	-	-	-	-
FURMAN (11.30)	1	0-0	---	0-0	---	0-0	---	0-0-0	1	0	1	0	0	0
at Creighton (12.4)	-	-	-	-	-	-	-	-	-	-	-	-	-	-
at Missouri (12.8)	-	-	-	-	-	-	-	-	-	-	-	-	-	-
NC STATE (12.14)	-	-	-	-	-	-	-	-	-	-	-	-	-	-
BROWN (12.22)	2	0-2	.000	0-2	.000	0-0	---	0-1-1	0	1	0	0	0	0
WEST VIRGINIA (12.31)*	-	-	-	-	-	-	-	-	-	-	-	-	-	-
at UCF (1.5)*	-	-	-	-	-	-	-	-	-	-	-	-	-	-
ARIZONA STATE (1.8)*	-	-	-	-	-	-	-	-	-	-	-	-	-	-
at Cincinnati (1.11)*	-	-	-	-	-	-	-	-	-	-	-	-	-	-
at Iowa State (1.15)*	-	-	-	-	-	-	-	-	-	-	-	-	-	-
KANSAS STATE (1.18)*	-	-	-	-	-	-	-	-	-	-	-	-	-	-
at TCU (1.22)*	-	-	-	-	-	-	-	-	-	-	-	-	-	-
HOUSTON (1.25)*	-	-	-	-	-	-	-	-	-	-	-	-	-	-
UCF (1.28)*	-	-	-	-	-	-	-	-	-	-	-	-	-	-
at Baylor (2.1)*	-	-	-	-	-	-	-	-	-	-	-	-	-	-
IOWA STATE (2.3)*	-	-	-	-	-	-	-	-	-	-	-	-	-	-
at Kansas State (2.8)*	-	-	-	-	-	-	-	-	-	-	-	-	-	-
COLORADO (2.11)*	-	-	-	-	-	-	-	-	-	-	-	-	-	-
at Utah (2.15)*	-	-	-	-	-	-	-	-	-	-	-	-	-	-
at BYU (2.18)*	-	-	-	-	-	-	-	-	-	-	-	-	-	-
OKLAHOMA STATE (2.22)*	3	0-0	---	0-0	---	0-0	---	0-0-0	0	0	0	0	0	0
at Colorado (2.24)*	-	-	-	-	-	-	-	-	-	-	-	-	-	-
TEXAS TECH (3.1)*	-	-	-	-	-	-	-	-	-	-	-	-	-	-
at Houston (3.3)*	-	-	-	-	-	-	-	-	-	-	-	-	-	-
ARIZONA (3.8)*	-	-	-	-	-	-	-	-	-	-	-	-	-	-

^ Starter; \*Big 12 Conference game

## CAREER STATS

SEASON	GP-GS	MIN/AVG	FG-FGA	PCT	3FG-3FGA	PCT	FT-FTA	PCT	O-D-T	AVG	PF-FO	AST	TO	BLK	STL	PTS	AVG
2023-24	6-0	10/1.7	2-5	.400	1-3	.333	0-0	---	2-1-3	0.5	1-0	0	0	0	0	5	0.8
2024-25	5-0	11/2.2	0-6	.000	0-6	.000	0-0	---	0-1-1	0.2	2-0	1	1	0	0	0	0.0
TOTAL	11-0	21/1.9	2-11	.182	1-9	.111	0-0	---	2-2-4	0.4	3-0	1	1	0	0	5	0.5



DILLON WILHITE

RS-Junior • F • 6-9 • 240 • San Diego, Calif. • Cathedral Catholic HS • Twitter: @dillonwhilHITE • IG: @dillon.wilHITE

- Has played in 18 games while at Kansas, including nine in 2023-24 and four this season.
- Made his collegiate debut against North Dakota State (11/10/22).
- Was a redshirt on Kansas' 2022 NCAA National Championship team
- Played in five games in 2022-23
- Graduated from Kansas in May 2024 with a finance degree and is pursuing his MBA with a May 2025 graduation
- Played two sports – basketball and volleyball – in high school
- Comes from an athletic family as his sisters play volleyball at Georgetown, his father, who grew up in Lawrence, played golf at TCU and he has three cousins who played college football and an aunt who played college golf.

WILHITE CAREER HIGHS

Points	4	vs. Oklahoma State (2.22.25)
Field Goals	2	vs. Oklahoma State (2.22.25)
Field Goal Att.	2	2x, last vs. Oklahoma State (2.22.25)
3PT Field Goals	-	-
3PT Field Goal Att.	-	-
Free Throws	1	vs. Manhattan College (11.10.23)
Free Throw Att.	2	vs. Manhattan College (11.10.23)
Rebounds	1	5x, last vs. Oklahoma State (2.22.25)
Assists	-	-
Blocks	-	-
Steals	1	vs. Oklahoma State (2.22.25)
Minutes	6	at Houston (3.9.24)

2024-25 GAME-BY-GAME

OPPONENT (Date)	MP	FG-A	PCT	3PT-A	PCT	FT-A	PCT	O-D-T	PF	A	TO	BLK	ST	TP
HOWARD (11.4)	-	-	-	-	-	-	-	-	-	-	-	-	-	-
NORTH CAROLINA (11.8)	-	-	-	-	-	-	-	-	-	-	-	-	-	-
vs. Michigan State (11.12)	-	-	-	-	-	-	-	-	-	-	-	-	-	-
OAKLAND (11.16)	3	0-0	---	0-0	---	0-0	---	0-0-0	1	0	0	0	0	0
UNCW (11.19)	-	-	-	-	-	-	-	-	-	-	-	-	-	-
vs. Duke (11.26)	-	-	-	-	-	-	-	-	-	-	-	-	-	-
FURMAN (11.30)	2	0-0	---	0-0	---	0-0	---	0-0-0	0	0	0	0	0	0
at Creighton (12.4)	-	-	-	-	-	-	-	-	-	-	-	-	-	-
at Missouri (12.8)	-	-	-	-	-	-	-	-	-	-	-	-	-	-
NC STATE (12.14)	-	-	-	-	-	-	-	-	-	-	-	-	-	-
BROWN (12.22)	2	0-0	---	0-0	---	0-0	---	0-1-1	0	0	0	0	0	0
WEST VIRGINIA (12.31)*	-	-	-	-	-	-	-	-	-	-	-	-	-	-
at UCF (1.5)*	5	1-1	1.000	0-0	---	0-0	---	0-0-0	0	0	0	0	0	2
ARIZONA STATE (1.8)*	-	-	-	-	-	-	-	-	-	-	-	-	-	-
at Cincinnati (1.11)*	-	-	-	-	-	-	-	-	-	-	-	-	-	-
at Iowa State (1.15)*	-	-	-	-	-	-	-	-	-	-	-	-	-	-
KANSAS STATE (1.18)*	-	-	-	-	-	-	-	-	-	-	-	-	-	-
at TCU (1.22)*	-	-	-	-	-	-	-	-	-	-	-	-	-	-
HOUSTON (1.25)*	-	-	-	-	-	-	-	-	-	-	-	-	-	-
UCF (1.28)*	-	-	-	-	-	-	-	-	-	-	-	-	-	-
at Baylor (2.1)*	-	-	-	-	-	-	-	-	-	-	-	-	-	-
IOWA STATE (2.3)*	-	-	-	-	-	-	-	-	-	-	-	-	-	-
at Kansas State (2.8)*	-	-	-	-	-	-	-	-	-	-	-	-	-	-
COLORADO (2.11)*	-	-	-	-	-	-	-	-	-	-	-	-	-	-
at Utah (2.15)*	-	-	-	-	-	-	-	-	-	-	-	-	-	-
at BYU (2.18)*	-	-	-	-	-	-	-	-	-	-	-	-	-	-
OKLAHOMA STATE (2.22)*	3	2-2	1.000	0-0	---	0-0	---	1-0-1	0	0	1	0	1	4
at Colorado (2.24)*	-	-	-	-	-	-	-	-	-	-	-	-	-	-
TEXAS TECH (3.1)*	-	-	-	-	-	-	-	-	-	-	-	-	-	-
at Houston (3.3)*	-	-	-	-	-	-	-	-	-	-	-	-	-	-
ARIZONA (3.8)*	-	-	-	-	-	-	-	-	-	-	-	-	-	-

^ Starter; \*Big 12 Conference game

CAREER STATS

SEASON	GP-GS	MIN/AVG	FG-FGA	PCT	3FG-3FGA	PCT	FT-FTA	PCT	O-D-T	AVG	PF-FO	AST	TO	BLK	STL	PTS	AVG
2022-23	5-0	6/1.2	0-0	---	0-0	---	0-0	---	0-1-1	0.1	3-0	0	1	0	0	0	0.0
2023-24	9-0	22/2.4	1-3	.333	0-0	---	1-4	.250	1-1-2	0.2	4-0	0	3	0	0	3	0.3
2024-25	5-0	14/2.8	3-3	1.000	0-0	---	0-0	---	1-1-2	0.4	1-0	0	1	0	1	6	1.2
TOTAL	19-0	42/2.2	4-6	.667	0-0	---	1-4	.250	2-3-5	0.3	8-0	0	5	0	1	9	0.5



# KJ ADAMS

Senior • F • 6-7 • 235 • Austin, Texas • Westlake HS • Twitter: @kj\_atx • IG: @kjadams

- All-Big 12 Honorable Mention (2024)
- 2022-23 Big 12 Most Improved Player and All-Big 12 Honorable Mention
- Had a solid freshman season where he played in 37 games with one start in Kansas' 2022 NCAA National Championship season.
- Was named to the 2022 Big 12 All-Freshman Team by the conference coaches
- A solid defender used in lock down situations, including the final 4.3 second of the 2022 NCAA title game against North Carolina
- Had a solid prep career at Westlake High School going 63-4 in his final two seasons
- Parents (football and basketball) and sister (volleyball) all played NCAA Division I sports
- Played club lacrosse growing up
- Full name is Kevin Wynn Adams Jr. and goes by KJ (Kevin Junior), not KJ Adams Jr.

## CAREER HONORS

Wooden Award Preseason Top 50 Watch List  
All-Big 12 Honorable Mention [2024]  
Academic All-Big 12 First Team [2023]  
Big 12 Most Improved Player [2023]  
All-Big 12 Honorable Mention [2023]  
Big 12 Player of the Week (1.16.2023)  
Big 12 All-Freshman Team [2022]

## MISCELLANEOUS

	FR.	SO.	JR.	SR.	CAREER
Double-Doubles	-	-	2	1	3
10+ Points	-	20	26	12	58
20+ Points	-	1	2	2	5
5+ Rebounds	-	15	14	15	44
10+ Rebounds	-	-	3	1	4
2+ Assists	1	21	29	20	71
5+ Assists	-	-	7	3	10
2+ 3PT Field Goals	-	-	-	-	-
2+ Steals	-	7	12	5	24
2+ Blocks	2	6	4	4	16
Led Team in Pts.	-	1	4	2	7
Led Team in Rebs.	-	3	2	3	8
Led Team in Assists	-	2	3	3	8
Led Team in Blocks	-	14	6	7	27
Led Team in Steals	1	3	7	8	19

## ADAMS CAREER HIGHS

Points	22	3x, last vs. Furman (11.30.24)
Field Goals	10	3x, last vs. Texas Tech (3.1.25)
Field Goal Att.	14	2x, last vs. Cincinnati (3.13.24)
3PT Field Goals	-	
3PT Field Goal Att.	1	7x, last at Texas Tech (2.12.24)
Free Throws	9	at Houston (3.3.25)
Free Throw Att.	10	4x, last at Houston (3.3.25)
Rebounds	13	vs. Texas Tech (3.1.25)
Assists	7	vs. Houston (2.3.24)
Blocks	3	4x, last vs. NC State (12.14.24)
Steals	4	3x, last at Kansas State (2.5.24)
Minutes	43	at Kansas State (2.5.24)

## 2024-25 GAME-BY-GAME

OPPONENT (Date)	MP	FG-A	PCT	3PT-A	PCT	FT-A	PCT	O-D-T	PF	A	TO	BLK	ST	TP
*HOWARD (11.4)	23	3-3	1.000	0-0	---	1-2	.500	1-3-4	2	3	0	1	1	7
*NORTH CAROLINA (11.8)	37	7-13	.538	0-0	---	0-0	---	2-0-2	2	2	0	0	0	14
*vs. Michigan State (11.12)	27	1-7	.143	0-0	---	5-6	.833	2-1-3	3	1	1	3	1	7
*OAKLAND (11.16)	24	5-6	.833	0-0	---	2-4	.500	2-1-3	1	3	1	0	0	12
*UNCW (11.19)	29	1-3	.333	0-0	---	1-2	.500	1-4-5	3	5	2	0	0	3
*vs. Duke (11.26)	33	4-6	.667	0-0	---	0-0	---	0-2-2	3	3	0	3	3	8
*FURMAN (11.30)	27	10-12	.833	0-0	---	2-2	1.000	3-3-6	0	3	1	1	1	22
*at Creighton (12.4)	31	2-6	.333	0-0	---	0-0	---	2-3-5	4	2	0	1	0	4
*at Missouri (12.8)	32	3-7	.429	0-0	---	5-5	1.000	3-1-4	4	1	3	0	0	11
*NC STATE (12.14)	29	3-4	.750	0-0	---	0-0	---	1-5-6	4	0	2	3	0	6
*BROWN (12.22)	29	4-8	.500	0-0	---	2-2	1.000	4-0-4	2	2	0	0	1	10
*WEST VIRGINIA (12.31)*	28	1-5	.200	0-0	---	0-0	---	0-1-1	3	0	1	0	0	2
*at UCF (1.5)*	24	3-6	.500	0-0	---	1-2	.500	4-5-9	1	3	1	2	0	7
*ARIZONA STATE (1.8)*	32	2-6	.333	0-0	---	2-2	1.000	4-3-7	1	3	1	0	2	6
*at Cincinnati (1.11)*	30	3-9	.333	0-0	---	2-3	.667	5-2-7	2	2	1	1	2	8
*at Iowa State (1.15)*	24	1-5	.200	0-0	---	2-2	1.000	3-3-6	3	4	1	1	2	4
KANSAS STATE (1.18)*	-	-	-	-	-	-	-	-	-	-	-	-	-	-
at TCU (1.22)*	-	-	-	-	-	-	-	-	-	-	-	-	-	-
HOUSTON (1.25)*	-	-	-	-	-	-	-	-	-	-	-	-	-	-
UCF (1.28)*	26	3-6	.500	0-0	---	6-7	.857	1-4-5	3	2	0	0	1	12
at Baylor (2.1)*	30	2-5	.400	0-0	---	2-3	.667	3-3-6	3	1	4	1	1	6
*IOWA STATE (2.3)*	32	2-6	.333	0-0	---	2-2	1.000	2-1-3	3	5	1	0	1	6
*at Kansas State (2.8)*	35	6-9	.667	0-0	---	1-2	.500	2-3-5	1	1	1	0	1	13
*COLORADO (2.11)*	33	5-7	.714	0-0	---	0-1	.000	2-3-5	1	5	0	1	3	10
*at Utah (2.15)*	26	2-3	.667	0-0	---	0-0	---	0-3-3	5	2	0	0	1	4
*at BYU (2.18)*	25	2-5	.400	0-0	---	0-0	---	0-2-2	2	2	2	0	0	4
*OKLAHOMA STATE (2.22)*	21	3-4	.750	0-0	---	0-1	.000	2-4-6	3	2	1	1	1	6
*at Colorado (2.24)*	33	7-12	.583	0-0	---	1-4	.250	0-2-2	1	1	0	0	0	15
*TEXAS TECH (3.1)*	37	10-12	.833	0-0	---	1-1	1.000	5-8-13	1	3	1	0	0	21
*at Houston (3.3)*	33	3-7	.429	0-0	---	9-10	.900	1-3-4	2	1	0	1	0	15
*ARIZONA (3.8)*	32	6-9	.667	0-0	---	0-0	---	3-5-8	4	3	1	1	1	12

\* Starter; \*Big 12 Conference game

## CAREER STATS

SEASON	GP-GS	MIN/AVG	FG-FGA	PCT	3FG-3FGA	PCT	FT-FTA	PCT	O-D-T	AVG	PF-FO	AST	TO	BLK	STL	PTS	AVG
2021-22	37-1	176/4.9	13-25	.520	0-1	.000	12-20	.600	20-10-30	0.8	20-0	10	7	8	2	38	1.1
2022-23	36-36	985/27.3	156-251	.620	0-3	.000	68-112	.610	74-82-156	4.3	106-3	70	55	29	27	380	10.6
2023-24	34-32	1136/33.4	178-296	.601	0-3	.000	72-120	.600	51-104-155	4.6	83-3	105	60	20	39	428	12.6
2024-25	28-26	824/29.4	104-191	.545	0-0	---	47-63	.746	58-78-136	4.9	67-1	65	26	21	23	255	9.1
TOTAL	135-95	3116/23.1	451-763	.591	0-7	.000	199-315	.632	203-274-477	3.5	276-7	250	148	78	91	1101	8.2

JUSTIN CROSS

Junior • F • 6-8 • 200 • Oak Park, Ill. • Oak Park River Forest HS • Twitter: @JCross\_4 • IG: @justin.cross4

- An invited walk-on who did not see any action in his first season at Kansas in 2023-24
- Has played in four games in 2024-25 and scored two points against Oakland (11.16.24) and two versus Brown (12.22.24)
- Started three of 35 games played and averaged 2.8 points, 4.4 rebounds and 1.4 blocked shots per game his sophomore season at John A. Logan College
- John A. Logan College won the 2023 NJCAA D1 National Championship, boasting a 33-2 record
- Had a career-high 10 points versus Lake Land College (2/25), going 4-for-5 from the field
- Played high school at Oak Park River Forest HS in Oak Park, Illinois
- Father, Gene, played college basketball at Illinois (1990-94) and coached at UIC, DePaul, Virginia and Notre Dame as an assistant and was head coach at Toledo from 2008-10

CROSS CAREER HIGHS

Points	2	2x, last vs. Brown (12.22.24)
Field Goals	1	2x, last vs. Brown (12.22.24)
Field Goal Att.	1	2x, last vs. Brown (12.22.24)
3PT Field Goals	-	-
3PT Field Goal Att.	-	-
Free Throws	-	-
Free Throw Att.	-	-
Rebounds	1	2x, last vs. Brown (12.22.24)
Assists	1	vs. Howard (11.4.24)
Blocks	1	2x, last vs. Brown (12.22.24)
Steals	1	vs. Brown (12.22.24)
Minutes	3	vs. Oakland (11.16.24)

2024-25 GAME-BY-GAME

OPPONENT (Date)	MP	FG-A	PCT	3PT-A	PCT	FT-A	PCT	O-D-T	PF	A	TO	BLK	ST	TP
HOWARD (11.4)	2	0-0	---	0-0	---	0-0	---	0-0-0	0	1	0	1	0	0
NORTH CAROLINA (11.8)	-	-	-	-	-	-	-	-	-	-	-	-	-	-
vs. Michigan State (11.12)	-	-	-	-	-	-	-	-	-	-	-	-	-	-
OAKLAND (11.16)	3	1-1	1.000	0-0	---	0-0	---	0-1-1	0	0	0	0	0	2
UNCW (11.19)	-	-	-	-	-	-	-	-	-	-	-	-	-	-
vs. Duke (11.26)	-	-	-	-	-	-	-	-	-	-	-	-	-	-
FURMAN (11.30)	2	0-0	---	0-0	---	0-0	---	0-0-0	1	0	0	0	0	0
at Creighton (12.4)	-	-	-	-	-	-	-	-	-	-	-	-	-	-
at Missouri (12.8)	-	-	-	-	-	-	-	-	-	-	-	-	-	-
NC STATE (12.14)	-	-	-	-	-	-	-	-	-	-	-	-	-	-
BROWN (12.22)	2	1-1	1.000	0-0	---	0-0	---	0-1-1	0	0	0	1	1	2
WEST VIRGINIA (12.31)*	-	-	-	-	-	-	-	-	-	-	-	-	-	-
at UCF (1.5)*	-	-	-	-	-	-	-	-	-	-	-	-	-	-
ARIZONA STATE (1.8)*	-	-	-	-	-	-	-	-	-	-	-	-	-	-
at Cincinnati (1.11)*	-	-	-	-	-	-	-	-	-	-	-	-	-	-
at Iowa State (1.15)*	-	-	-	-	-	-	-	-	-	-	-	-	-	-
KANSAS STATE (1.18)*	-	-	-	-	-	-	-	-	-	-	-	-	-	-
at TCU (1.22)*	-	-	-	-	-	-	-	-	-	-	-	-	-	-
HOUSTON (1.25)*	-	-	-	-	-	-	-	-	-	-	-	-	-	-
UCF (1.28)*	-	-	-	-	-	-	-	-	-	-	-	-	-	-
at Baylor (2.1)*	-	-	-	-	-	-	-	-	-	-	-	-	-	-
IOWA STATE (2.3)*	-	-	-	-	-	-	-	-	-	-	-	-	-	-
at Kansas State (2.8)*	-	-	-	-	-	-	-	-	-	-	-	-	-	-
COLORADO (2.11)*	-	-	-	-	-	-	-	-	-	-	-	-	-	-
at Utah (2.15)*	-	-	-	-	-	-	-	-	-	-	-	-	-	-
at BYU (2.18)*	-	-	-	-	-	-	-	-	-	-	-	-	-	-
OKLAHOMA STATE (2.22)*	-	-	-	-	-	-	-	-	-	-	-	-	-	-
at Colorado (2.24)*	-	-	-	-	-	-	-	-	-	-	-	-	-	-
TEXAS TECH (3.1)*	-	-	-	-	-	-	-	-	-	-	-	-	-	-
at Houston (3.3)*	-	-	-	-	-	-	-	-	-	-	-	-	-	-
ARIZONA (3.8)*	-	-	-	-	-	-	-	-	-	-	-	-	-	-

^ Starter; \*Big 12 Conference game

CAREER STATS

SEASON	GP-GS	MIN/AVG	FG-FGA	PCT	3FG-3FGA	PCT	FT-FTA	PCT	O-D-T	AVG	PF-FO	AST	TO	BLK	STL	PTS	AVG
2024-25	4-0	9/2.3	2-2	1.000	0-0	---	0-0	---	0-2-2	0.5	1-0	1	0	2	1	4	1.0
TOTAL	4-0	9/2.3	2-2	1.000	0-0	---	0-0	---	0-2-2	0.5	1-0	1	0	2	1	4	1.0





FLORY BIDUNGA

Freshman • F • 6-9 • 220 • Democratic Republic of Congo • Kokomo HS (Ind.) • Twitter: @FBidunga • IG: @flory\_bidunga

- A McDonald's All-American who was a two-time Indiana Gatorade Player of the Year his junior and senior seasons in high school
- Is a five-star big man from the Democratic Republic of the Congo who attended Kokomo High School in Kokomo, Indiana.
- Kansas' 51st McDonald's All-American
- Naismith Boys High School All-America Third Team his senior season
- Averaged 19.0 points and 12.9 rebounds, 4.4 blocked shots and 3.2 assists per game as a high school senior
- Can speak multiple languages, mainly English and French

BIDUNGA CAREER HIGHS

Points	19	vs. Houston (1.25.25)
Field Goals	7	vs. Houston (1.25.25)
Field Goal Att.	10	vs. Houston (1.25.25)
3PT Field Goals	-	-
3PT Field Goal Att.	-	-
Free Throws	5	vs. Houston (1.25.25)
Free Throw Att.	7	2x, last at Utah (2.15.25)
Rebounds	16	vs. Oklahoma State (2.22.25)
Assists	2	3x, last vs. UCF (1.28.25)
Blocks	6	at UCF (1.5.25)
Steals	3	at Colorado (2.24.25)
Minutes	36	vs. Houston (1.25.25)

MISCELLANEOUS

	FR	CAREER
Double-Doubles	2	2
5+ Points	19	19
10+ Points	5	5
5+ Rebounds	14	14
10+ Rebounds	4	4
2+ Assists	3	3
2+ Steals	3	3
2+ Blocks	12	12
4+ Blocks	5	5
5+ Blocks	2	2
Led Team in Pts.	1	1
Led Team in Rebs.	7	7
Led Team in Assists	-	-
Led Team in Blocks	13	13
Led Team in Steals	4	4

2024-25 GAME-BY-GAME

OPPONENT (Date)	MP	FG-A	PCT	3PT-A	PCT	FT-A	PCT	O-D-T	PF	A	TO	BLK	ST	TP
HOWARD (11.4)	17	6-6	1.000	0-0	---	1-2	.500	1-7-8	1	0	0	2	2	13
NORTH CAROLINA (11.8)	11	3-4	.750	0-0	---	2-4	.500	4-4-8	1	0	0	1	0	8
vs. Michigan State (11.12)	12	3-5	.600	0-0	---	0-0	---	0-1-1	4	0	0	1	0	6
OAKLAND (11.16)	14	4-5	.800	0-0	---	1-2	.500	2-2-4	3	0	3	1	0	9
UNCW (11.19)	8	3-3	1.000	0-0	---	0-0	---	1-1-2	1	0	0	0	0	6
vs. Duke (11.26)	16	2-2	1.000	0-0	---	2-3	.667	2-6-8	2	0	4	1	1	6
FURMAN (11.30)	15	4-5	.800	0-0	---	0-2	.000	3-3-6	2	1	0	0	0	8
at Creighton (12.4)	12	1-1	1.000	0-0	---	0-0	---	2-3-5	2	0	0	0	1	2
at Missouri (12.8)	7	0-1	.000	0-0	---	1-2	.500	1-2-3	0	0	0	1	0	1
NC STATE (12.14)	7	0-1	.000	0-0	---	0-0	---	0-3-3	4	0	0	1	0	0
BROWN (12.22)	14	4-4	1.000	0-0	---	0-0	---	0-6-6	2	0	0	2	1	8
WEST VIRGINIA (12.31)*	17	4-4	1.000	0-0	---	0-0	---	1-10-11	2	0	1	0	0	8
at UCF (1.5)*	21	6-8	.750	0-0	---	0-0	---	2-3-5	2	1	0	6	0	12
ARIZONA STATE (1.8)*	14	2-2	1.000	0-0	---	0-0	---	1-2-3	5	0	0	1	0	4
at Cincinnati (1.11)*	17	1-3	.333	0-0	---	0-0	---	0-4-4	1	0	0	1	0	2
at Iowa State (1.15)*	11	3-3	1.000	0-0	---	0-1	.000	2-1-3	4	0	3	4	1	6
*KANSAS STATE (1.18)*	25	2-3	.667	0-0	---	2-2	1.000	3-6-9	4	2	2	1	0	6
*at TCU (1.22)*	25	4-5	.800	0-0	---	2-2	1.000	3-7-10	2	1	1	4	1	10
*HOUSTON (1.25)*	36	7-10	.700	0-0	---	5-7	.714	3-4-7	5	2	1	0	1	19
*UCF (1.28)*	29	4-5	.800	0-0	---	2-2	1.000	5-6-11	3	2	1	5	2	10
*at Baylor (2.1)*	15	1-1	1.000	0-0	---	0-0	---	0-0-0	2	0	1	1	1	2
IOWA STATE (2.3)*	15	1-2	.500	0-0	---	2-4	.500	3-1-4	1	0	1	4	1	4
at Kansas State (2.8)*	16	3-5	.600	0-0	---	0-0	---	2-2-4	1	0	1	0	0	6
COLORADO (2.11)*	18	2-3	.667	0-0	---	0-0	---	1-5-6	3	0	0	2	0	4
at Utah (2.15)*	20	2-4	.500	0-0	---	4-7	.571	1-3-4	2	1	0	1	1	8
*at BYU (2.18)*	21	1-2	.500	0-0	---	0-0	---	1-2-3	2	0	0	1	0	2
OKLAHOMA STATE (2.22)*	21	3-6	.500	0-0	---	0-0	---	7-9-16	3	0	2	3	1	6
at Colorado (2.24)*	14	0-0	---	0-0	---	0-2	.000	1-3-4	3	0	2	3	3	0
TEXAS TECH (3.1)*	13	3-4	.750	0-0	---	0-3	.000	1-2-3	0	0	0	0	0	6
at Houston (3.3)*	15	1-1	1.000	0-0	---	0-0	---	0-3-3	1	0	1	2	0	2
ARIZONA (3.8)*	14	1-2	.500	0-0	---	0-0	---	2-0-2	2	1	1	2	1	2

^ Starter; \*Big 12 Conference game

CAREER STATS

SEASON	GP-GS	MIN/AVG	FG-FGA	PCT	3FG-3FGA	PCT	FT-FTA	PCT	O-D-T	AVG	PF-FO	AST	TO	BLK	STL	PTS	AVG
2024-25	31-6	510/16.5	81-110	.736	0-0	---	24-45	.533	55-111-166	5.4	70-2	11	25	51	18	186	6.0
TOTAL	31-6	510/16.5	81-110	.736	0-0	---	24-45	.533	55-111-166	5.4	70-2	11	25	51	18	186	6.0

ZACH CLEMENCE

RS-Junior • F • 6-11 • 230 • San Antonio, Texas. • Sunrise Christian Academy (Kan.) • Twitter: @BIGZTEXAS • IG: @zachery\_clemence

- Entered the transfer portal following the 2022-23 season, yet returned to Kansas and was a redshirt in 2023-24
- Has played in 52 games while at Kansas, including 20 in 2022-23 and 24 in Kansas' 2022 NCAA National Championship season
- Wore jersey No. 21 his first two seasons and switched to No. 41 before the 2023-24 season
- A solid shooter and being 6-foot-11, can play multiple positions and be a tough matchup
- Played his prep career at national powers Sunrise Academy and Findley Prep.



CAREER HONORS

Academic All-Big 12 First Team [2023]  
CSC Academic All-District [2023]

CLEMENCE CAREER HIGHS

Points	10	vs. Oklahoma (1.10.23)
Field Goals	3	vs. Stony Brook (11.18.21)
Field Goal Att.	8	vs. Stony Brook (11.18.21)
3PT Field Goals	2	vs. Stony Brook (1.10.21) vs. Oklahoma (1.10.23)
3PT Field Goal Att.	5	vs. Wisconsin (11.24.22)
Free Throws	3	vs. Stony Brook (11.18.21)
Free Throw Att.	4	4x, last vs. Missouri (12.11.21)
Rebounds	6	vs. Oklahoma State (2.14.22) vs. Stony Brook (11.18.21)
Assists	3	vs. Texas Southern (3.17.22)
Blocks	3	vs. Kansas State (1.31.23)
Steals	2	3x, last at Creighton (12.4.24)
Minutes	15	vs. Kansas State (1.31.23)

2024-25 GAME-BY-GAME

OPPONENT (Date)	MP	FG-A	PCT	3PT-A	PCT	FT-A	PCT	O-D-T	PF	A	TO	BLK	ST	TP
HOWARD (11.4)	14	1-2	.500	0-1	.000	3-4	.750	1-0-1	3	1	1	0	1	5
NORTH CAROLINA (11.8)	-	-	-	-	-	-	-	-	-	-	-	-	-	-
vs. Michigan State (11.12)	2	0-2	.000	0-0	---	0-0	---	2-0-2	0	0	1	0	1	0
OAKLAND (11.16)	4	0-2	.000	0-1	.000	0-0	---	1-1-2	1	0	0	0	0	0
UNCW (11.19)	3	1-1	1.000	0-0	---	0-0	---	0-0-0	1	0	0	0	0	2
vs. Duke (11.26)	-	-	-	-	-	-	-	-	-	-	-	-	-	-
FURMAN (11.30)	3	0-0	---	0-0	---	0-0	---	1-2-3	0	2	0	1	1	0
at Creighton (12.4)	7	2-2	1.000	0-0	---	0-1	.000	0-1-1	1	0	0	0	2	4
at Missouri (12.8)	3	0-0	---	0-0	---	0-0	---	0-1-1	0	0	0	0	0	0
NC STATE (12.14)	6	0-0	---	0-0	---	0-0	---	1-0-1	2	0	1	0	0	0
BROWN (12.22)	-	-	-	-	-	-	-	-	-	-	-	-	-	-
WEST VIRGINIA (12.31)*	-	-	-	-	-	-	-	-	-	-	-	-	-	-
at UCF (1.5)*	-	-	-	-	-	-	-	-	-	-	-	-	-	-
ARIZONA STATE (1.8)*	-	-	-	-	-	-	-	-	-	-	-	-	-	-
at Cincinnati (1.11)*	-	-	-	-	-	-	-	-	-	-	-	-	-	-
at Iowa State (1.15)*	-	-	-	-	-	-	-	-	-	-	-	-	-	-
KANSAS STATE (1.18)*	-	-	-	-	-	-	-	-	-	-	-	-	-	-
at TCU (1.22)*	-	-	-	-	-	-	-	-	-	-	-	-	-	-
HOUSTON (1.25)*	-	-	-	-	-	-	-	-	-	-	-	-	-	-
UCF (1.28)*	-	-	-	-	-	-	-	-	-	-	-	-	-	-
at Baylor (2.1)*	-	-	-	-	-	-	-	-	-	-	-	-	-	-
IOWA STATE (2.3)*	-	-	-	-	-	-	-	-	-	-	-	-	-	-
at Kansas State (2.8)*	-	-	-	-	-	-	-	-	-	-	-	-	-	-
COLORADO (2.11)*	-	-	-	-	-	-	-	-	-	-	-	-	-	-
at Utah (2.15)*	-	-	-	-	-	-	-	-	-	-	-	-	-	-
at BYU (2.18)*	-	-	-	-	-	-	-	-	-	-	-	-	-	-
OKLAHOMA STATE (2.22)*	-	-	-	-	-	-	-	-	-	-	-	-	-	-
at Colorado (2.24)*	-	-	-	-	-	-	-	-	-	-	-	-	-	-
TEXAS TECH (3.1)*	-	-	-	-	-	-	-	-	-	-	-	-	-	-
at Houston (3.3)*	-	-	-	-	-	-	-	-	-	-	-	-	-	-
ARIZONA (3.8)*	-	-	-	-	-	-	-	-	-	-	-	-	-	-

^ Starter; \*Big 12 Conference game

CAREER STATS

SEASON	GP-GS	MIN/AVG	FG-FGA	PCT	3FG-3FGA	PCT	FT-FTA	PCT	O-D-T	AVG	PF-FO	AST	TO	BLK	STL	PTS	AVG
2021-22	24-0	117/4.9	15-40	.375	6-22	.273	14-29	.483	17-27-44	1.8	21-0	10	6	7	8	50	2.1
2022-23	20-0	115/5.8	11-34	.324	4-18	.222	2-6	.333	8-17-25	1.3	18-0	2	7	7	2	28	1.4
2024-25	8-0	42/5.3	4-9	.444	0-2	.000	3-5	.600	6-5-11	1.4	8-0	3	3	1	5	11	1.4
TOTAL	52-0	266/5.1	30-83	.361	10-42	.238	19-40	.475	31-49-80	1.5	47-0	15	16	15	15	89	1.7



# NOAH SHELBY

Junior • G • 6-3 • 185 • McKinney, Texas • Greenhill HS • Twitter: @NoahShelby\_ • IG: @noahshelby

- Is redshirting the 2024-25 season
- An invited walk on who is a transfer from Rice and will add depth at the guard spots
- Will be a junior at Kansas in 2024-25 as he started his college career at Vanderbilt in 2022-23 before playing at Rice in 2023-24
- Has played in 45 games in his two seasons in college
- There have been only two Jayhawks to have wore No. 7 – Bill Brainard (1954-56) and Claude Houchin (1947-50)
- Son of Fannie and Derrick Shelby
- Father played basketball and mother played volleyball at UT-Arlington
- Liberal Arts & Sciences major



# JAMARI MCDOWELL

Sophomore • Guard • 6-4 • 180 • Houston, Texas • Manvel HS • Twitter: @jamari\_mcdowell • IG: @\_jamarii

- Is reshirting the 2024-25 season
- Can play all three perimeter positions
- Was an energy spark off the bench who played in 31 games his freshman season
- A solid shooter who plays with a high motor and above the rim
- Played at Manvel High School in Manvel, Texas, a suburb of Houston, for head coach Chris Wilson
- Was a 2023 UIL Boys 5A All-State and TABC All-Region selection
- Averaged 22.4 points, 8.1 rebounds, 5.4 assists and 3.2 blocked shots per game his senior season as Manvel posted a 21-10 record and won the district title going 10-3
- Played AAU basketball for the Houston Defenders.



# ELMARKO JACKSON

Sophomore • G • 6-3 • 195 • Malton, N.J. • Twitter: @ElmarkoJ • IG: @elmarkojackson

- Made an immediate impact as a freshman starting the first 15 games of the 2023-24 season with 17 total starts
- A highly-rated guard who has great court presence and was ranked as high as No. 19 following the 2022-23 season
- Was a McDonald's All-American in 2022-23
- Full name is Elmarko Demetrius Jackson Jr.
- Has one older sibling, Makenzie Jackson (22) and one younger, Grayson Ghee (7)
- Uncle, Marlin Jackson, played football at Michigan
- Played lacrosse in high school and received college offers to play lacrosse
- Enjoys hanging with teammates, video games, watching movies and cooking
- Communications studies major



# WILL THENGVALL

Freshman • G • 6-3 • 185 • Wichita, Kan. • Kapaun Mount Carmel Catholic HS • Twitter: @WillThengvall • IG: @will.thengvall

- Has played in three games in 2024-25
- An invited walk on who will add depth
- A multi-sport athlete in high school
- Comes from a family of athletes as his older brother, Henry, plays basketball at Wichita State and his twin brother, Nathan, is on the Kansas track and field team
- Finance major



2024-25 OVERALL STATS

Game Records

Record	Overall	Home	Away	Neutral
ALL GAMES	20-11	14-3	4-8	2-0
CONFERENCE	11-9	7-3	4-6	0-0
NON-CONFERENCE	9-2	7-0	0-2	2-0

Score by Periods

Team	1st	2nd	OT	TOT
Kansas	1145	1175	20	2340
Opponents	1012	1066	26	2104

Team Box Score

No.	Player				Total		3-Point		F-Throw		Rebounds													
		GP-GS	MIN	AVG	FG-FGA	FG%	3FG-3FGA	3FG%	FT-FTA	FT%	OFF	DEF	TOT	AVG	PF	DQ	A	TO	BLK	STL	PTS	AVG		
1	DICKINSON, Hunter	31-31	926:11	29.9	221-411	.538	10-45	.222	87-116	.750	83	223	306	9.9	67	2	61	63	41	30	539	17.4		
5	MAYO, Zeke	31-29	967:54	31.2	151-343	.440	75-187	.401	56-68	.824	10	135	145	4.7	35	0	93	75	3	21	433	14.0		
24	ADAMS, KJ	28-26	824:10	29.4	104-191	.545	0-0	.000	47-63	.746	58	78	136	4.9	67	1	65	26	21	23	255	9.1		
3	HARRIS JR., Dajuan	30-30	966:41	32.2	107-243	.440	23-75	.307	35-49	.714	18	71	89	3.0	40	0	172	52	11	43	272	9.1		
6	GRIFFEN, Rylan	30-17	618:03	20.6	68-174	.391	40-114	.351	27-40	.675	15	52	67	2.2	44	0	44	27	8	8	203	6.8		
40	BIDUNGA, Flory	31-6	511:40	16.5	81-110	.736	0-0	.000	24-45	.533	55	111	166	5.4	70	2	11	25	51	18	186	6.0		
2	STORR, AJ	31-4	469:58	15.2	65-178	.365	18-70	.257	25-39	.641	12	40	52	1.7	46	1	21	27	4	10	173	5.6		
8	COIT, David	31-3	478:53	15.4	55-143	.385	42-107	.393	7-10	.700	3	47	50	1.6	27	0	41	15	1	16	159	5.1		
0	MOORE, Shakeel	19-9	274:54	14.5	27-56	.482	7-21	.333	11-17	.647	5	28	33	1.7	13	0	26	18	4	12	72	3.8		
12	EVERS, Wilder	6-0	14:38	2.4	4-5	.800	2-3	.667	0-0	.000	0	2	2	0.3	2	0	0	0	0	1	10	1.7		
41	CLEMENCE, Zach	8-0	42:07	5.3	4-9	.444	0-2	.000	3-5	.600	6	5	11	1.4	8	0	3	3	1	5	11	1.4		
22	WILHITE, Dillon	5-0	13:58	2.8	3-3	1.000	0-0	.000	0-0	.000	1	1	2	0.4	1	0	0	1	0	1	6	1.2		
25	CROSS, Justin	4-0	08:29	2.1	2-2	1.000	0-0	.000	0-0	.000	0	2	2	0.5	1	0	1	0	2	1	4	1.0		
4	PASSMORE, Rakease	20-0	115:09	5.8	6-21	.286	2-9	.222	3-7	.429	4	10	14	0.7	13	0	7	13	1	5	17	0.9		
14	CASSIDY, Patrick	5-0	11:36	2.3	0-6	.000	0-6	.000	0-0	.000	0	1	1	0.2	2	0	1	1	0	0	0	0.0		
15	THENGVALL, Will	3-0	05:42	1.9	0-0	.000	0-0	.000	0-0	.000	0	1	1	0.3	0	0	1	0	0	0	0	0.0		
Team											48	66	114					11						
Total		31	6250		898-1895	.474	219-639	.343	325-459	.708	318	873	1191	38.4	436	6	547	357	148	194	2340	75.5		
Opponents		31	6250		747-1900	.393	233-773	.301	377-523	.721	332	742	1074	34.6	439	5	396	337	113	227	2104	67.9		

Team Statistics

	KU	OPP
Scoring	2340	2104
Points per game	75.5	67.9
Scoring margin	+7.6	-
Field goals-att	898-1895	747-1900
Field goal pct	.474	.393
3 point fg-att	219-639	233-773
3-point FG pct	.343	.301
3-pt FG made per game	7.1	7.5
Free throws-att	325-459	377-523
Free throw pct	.708	.721
F-Throws made per game	10.5	12.2
Rebounds	1191	1074
Rebounds per game	38.4	34.6
Rebounding margin	+3.8	-
Assists	547	396
Assists per game	17.6	12.8
Turnovers	357	337
Turnovers per game	11.5	10.9
Turnover margin	-0.6	-
Assist/turnover ratio	1.5	1.2
Steals	194	227
Steals per game	6.3	7.3
Blocks	148	113
Blocks per game	4.8	3.6
Winning streak	1	-
Home win streak	1	-
Attendance	260100	140789
Home games-Avg/Game	17-15300	12-11732
Neutral site-Avg/Game	-	2-15432

Team Results

Date	Opponent		Score	Att.
11/04/2024	Howard	W	87-57	15300
11/08/2024	North Carolina	W	92-89	15300
11/12/2024	vs Michigan St.	W	77-69	16107
11/16/2024	Oakland	W	78-57	15300
11/19/2024	UNCW	W	84-66	15300
11/26/2024	vs Duke	W	75-72	14757
11/30/2024	Furman	W	86-51	15300
12/04/2024	at Creighton	L	63-76	17908
12/08/2024	at Missouri	L	67-76	15061
12/14/2024	NC State	W	75-60	15300
12/22/2024	Brown	W	87-53	15300
12/31/2024	West Virginia	L	61-62	15300
01/05/2025	at UCF	W	99-48	9669
01/08/2025	Arizona St.	W	74-55	15300
01/11/2025	at Cincinnati	W	54-40	12012
01/15/2025	at Iowa St.	L	57-74	14267
01/18/2025	Kansas St.	W	84-74	15300
01/22/2025	at TCU	W	74-61	6055
01/25/2025	Houston	Lot2	86-92	15300
01/28/2025	UCF	W	91-87	15300
02/01/2025	at Baylor	L	70-81	7500
02/03/2025	Iowa St.	W	69-52	15300
02/08/2025	at Kansas St.	L	73-81	11010
02/11/2025	Colorado	W	71-59	15300
02/15/2025	at Utah	L	67-74	11056
02/18/2025	at BYU	L	57-91	17978
02/22/2025	Oklahoma St.	W	96-64	15300
02/24/2025	at Colorado	W	71-64	11042
03/01/2025	Texas Tech	L	73-78	15300
03/03/2025	at Houston	L	59-65	7231
03/08/2025	Arizona	W	83-76	15300

2024-25 CONFERENCE STATS

Game Records

Record	Overall	Home	Away	Neutral
ALL GAMES	11-9	7-3	4-6	0-0
CONFERENCE	11-9	7-3	4-6	0-0
NON-CONFERENCE	0-0	0-0	0-0	0-0

Score by Periods

Team	1st	2nd	OT	TOT
Kansas	711	738	20	1469
Opponents	661	691	26	1378

Team Box Score

No.	Player				Total		3-Point		F-Throw		Rebounds											
		GP-GS	MIN	AVG	FG-FGA	FG%	3FG-3FGA	3FG%	FT-FTA	FT%	OFF	DEF	TOT	AVG	PF	DQ	A	TO	BLK	STL	PTS	AVG
1	DICKINSON, Hunter	20-20	626:55	31.3	150-281	.534	4-26	.154	64-84	.762	57	136	193	9.7	46	2	30	44	24	14	368	18.4
5	MAYO, Zeke	20-20	654:26	32.7	94-222	.423	51-125	.408	45-54	.833	7	92	99	5.0	28	0	57	53	1	14	284	14.2
24	ADAMS, KJ	17-15	503:08	29.6	61-116	.526	0-0	.000	29-40	.725	37	55	92	5.4	39	1	40	16	9	16	151	8.9
3	HARRIS JR., Dajuan	19-19	632:29	33.3	62-146	.425	13-42	.310	22-33	.667	14	53	67	3.5	27	0	110	36	9	24	159	8.4
6	GRIFFEN, Rylan	20-10	416:56	20.8	43-117	.368	28-78	.359	20-31	.645	10	32	42	2.1	31	0	31	19	5	4	134	6.7
40	BIDUNGA, Flory	20-6	377:38	18.9	51-73	.699	0-0	.000	17-30	.567	39	73	112	5.6	48	2	10	18	41	13	119	6.0
8	COIT, David	20-0	280:38	14.0	31-85	.365	26-72	.361	4-6	.667	2	25	27	1.4	16	0	23	11	0	10	92	4.6
2	STORR, AJ	20-1	239:49	12.0	32-97	.330	8-41	.195	14-24	.583	9	20	29	1.5	21	0	9	17	2	5	86	4.3
0	MOORE, Shakeel	15-9	248:35	16.6	24-51	.471	7-20	.350	8-13	.615	4	25	29	1.9	12	0	24	15	2	11	63	4.2
22	WILHITE, Dillon	2-0	07:39	3.8	3-3	1.000	0-0	.000	0-0	.000	1	0	1	0.5	0	0	0	1	0	1	6	3.0
12	EVERS, Wilder	2-0	06:09	3.1	2-2	1.000	0-0	.000	0-0	.000	0	2	2	1.0	1	0	0	0	0	1	4	2.0
4	PASSMORE, Rakease	10-0	52:32	5.3	1-11	.091	0-4	.000	1-3	.333	2	4	6	0.6	5	0	6	4	1	2	3	0.3
14	CASSIDY, Patrick	1-0	03:07	3.1	0-0	.000	0-0	.000	0-0	.000	0	0	0	0.0	0	0	0	0	0	0	0	0.0
Team											31	41	72					8				
Total		20	4050		554-1204	.460	137-408	.336	224-318	.704	213	558	771	38.6	274	5	340	242	94	115	1469	73.5
Opponents		20	4050		499-1257	.397	153-509	.301	227-318	.714	230	483	713	35.7	290	2	275	204	82	157	1378	68.9

Team Statistics

	KU	OPP
Scoring	1469	1378
Points per game	73.5	68.9
Scoring margin	+4.6	-
Field goals-att	554-1204	499-1257
Field goal pct	.460	.397
3 point fg-att	137-408	153-509
3-point FG pct	.336	.301
3-pt FG made per game	6.9	7.7
Free throws-att	224-318	227-318
Free throw pct	.704	.714
F-Throws made per game	11.2	11.4
Rebounds	771	713
Rebounds per game	38.6	35.7
Rebounding margin	+2.9	-
Assists	340	275
Assists per game	17.0	13.8
Turnovers	242	204
Turnovers per game	12.1	10.2
Turnover margin	-1.9	-
Assist/turnover ratio	1.4	1.3
Steals	115	157
Steals per game	5.8	7.9
Blocks	94	82
Blocks per game	4.7	4.1
Winning streak	1	-
Home win streak	1	-
Attendance	153000	107820
Home games-Avg/Game	10-15300	10-10782
Neutral site-Avg/Game	-	0-0

Team Results

Date	Opponent		Score	Att.
12/31/2024	West Virginia	L	61-62	15300
01/05/2025	at UCF	W	99-48	9669
01/08/2025	Arizona St.	W	74-55	15300
01/11/2025	at Cincinnati	W	54-40	12012
01/15/2025	at Iowa St.	L	57-74	14267
01/18/2025	Kansas St.	W	84-74	15300
01/22/2025	at TCU	W	74-61	6055
01/25/2025	Houston	Lot2	86-92	15300
01/28/2025	UCF	W	91-87	15300
02/01/2025	at Baylor	L	70-81	7500
02/03/2025	Iowa St.	W	69-52	15300
02/08/2025	at Kansas St.	L	73-81	11010
02/11/2025	Colorado	W	71-59	15300
02/15/2025	at Utah	L	67-74	11056
02/18/2025	at BYU	L	57-91	17978
02/22/2025	Oklahoma St.	W	96-64	15300
02/24/2025	at Colorado	W	71-64	11042
03/01/2025	Texas Tech	L	73-78	15300
03/03/2025	at Houston	L	59-65	7231
03/08/2025	Arizona	W	83-76	15300

KANSAS GAME-BY-GAME

			Total		3-Pointers		Free throws		Rebounds											
Opponent	Date	Score		FG-FGA	PCT	3FG-3FGA	PCT	FT-FTA	PCT	OFF	DEF	TOT	AVG	PF	A	TO	BLK	STL	PTS	AVG
Howard	11/04/2024	87-57	W	32-53	.604	11-22	.500	12-16	.750	5	29	34	34.0	14	20	14	7	11	87	87.0
North Carolina	11/08/2024	92-89	W	37-76	.487	6-21	.286	12-17	.706	12	27	39	36.5	21	18	4	4	3	92	89.5
vs Michigan St.	11/12/2024	77-69	W	28-69	.406	5-17	.294	16-22	.727	11	36	47	40.0	19	17	10	5	7	77	85.3
Oakland	11/16/2024	78-57	W	32-56	.571	8-20	.400	6-11	.545	6	26	32	38.0	11	24	8	5	6	78	83.5
UNCW	11/19/2024	84-66	W	34-62	.548	6-25	.240	10-16	.625	9	29	38	38.0	16	20	10	3	5	84	83.6
vs Duke	11/26/2024	75-72	W	28-57	.491	8-17	.471	11-12	.917	10	21	31	36.8	14	22	16	4	12	75	82.2
Furman	11/30/2024	86-51	W	39-64	.609	4-17	.235	4-6	.667	8	34	42	37.6	12	25	7	3	7	86	82.7
at Creighton	12/04/2024	63-76	L	25-70	.357	8-23	.348	5-8	.625	9	22	31	36.8	16	12	5	1	11	63	80.3
at Missouri	12/08/2024	67-76	L	25-63	.397	8-23	.348	9-11	.818	16	24	40	37.1	19	13	22	5	5	67	78.8
NC State	12/14/2024	75-60	W	30-53	.566	10-24	.417	5-7	.714	8	28	36	37.0	15	19	13	7	5	75	78.4
Brown	12/22/2024	87-53	W	34-68	.500	8-22	.364	11-15	.733	11	39	50	38.2	5	17	6	10	7	87	79.2
West Virginia	12/31/2024	61-62	L	19-49	.388	4-16	.250	19-21	.905	7	26	33	37.8	9	10	8	0	3	61	77.7
at UCF	01/05/2025	99-48	W	42-83	.506	9-23	.391	6-10	.600	22	41	63	39.7	14	30	10	12	6	99	79.3
Arizona St.	01/08/2025	74-55	W	27-62	.435	7-23	.304	13-13	1.000	14	25	39	39.6	14	15	12	5	13	74	78.9
at Cincinnati	01/11/2025	54-40	W	24-68	.353	2-21	.095	4-5	.800	15	29	44	39.9	6	12	7	2	5	54	77.3
at Iowa St.	01/15/2025	57-74	L	24-59	.407	5-16	.313	4-11	.364	9	24	33	39.5	17	16	17	10	6	57	76.0
Kansas St.	01/18/2025	84-74	W	31-56	.554	6-16	.375	16-21	.762	12	23	35	39.2	13	16	10	4	1	84	76.5
at TCU	01/22/2025	74-61	W	30-54	.556	6-17	.353	8-10	.800	9	24	33	38.9	16	21	17	4	7	74	76.3
Houston	01/25/2025	86-92	Lot2	30-66	.455	9-25	.360	17-30	.567	11	34	45	39.2	17	20	12	0	4	86	76.8
UCF	01/28/2025	91-87	W	28-64	.438	10-21	.476	25-29	.862	15	33	48	39.7	16	14	12	7	6	91	77.6
at Baylor	02/01/2025	70-81	L	26-57	.456	6-22	.273	12-19	.632	5	22	27	39.0	19	14	14	4	6	70	77.2
Iowa St.	02/03/2025	69-52	W	26-55	.473	9-18	.500	8-11	.727	10	29	39	39.0	14	17	13	9	3	69	76.8
at Kansas St.	02/08/2025	73-81	L	30-60	.500	6-19	.316	7-12	.583	8	28	36	38.9	10	22	14	2	6	73	76.7
Colorado	02/11/2025	71-59	W	27-58	.466	6-21	.286	11-16	.688	9	30	39	38.9	12	18	8	4	6	71	76.4
at Utah	02/15/2025	67-74	L	22-55	.400	9-24	.375	14-20	.700	6	30	36	38.8	18	15	12	5	4	67	76.0
at BYU	02/18/2025	57-91	L	23-63	.365	9-32	.281	2-5	.400	9	24	33	38.6	9	14	15	3	4	57	75.3
Oklahoma St.	02/22/2025	96-64	W	38-73	.521	14-30	.467	6-8	.750	18	30	48	38.9	14	23	18	7	15	96	76.1
at Colorado	02/24/2025	71-64	W	26-53	.491	3-13	.231	16-28	.571	5	26	31	38.6	16	16	8	7	8	71	75.9
Texas Tech	03/01/2025	73-78	L	29-60	.483	4-18	.222	11-16	.688	11	28	39	38.7	10	13	10	0	4	73	75.8
at Houston	03/03/2025	59-65	L	19-42	.452	5-12	.417	16-19	.842	5	29	34	38.5	15	12	20	5	4	59	75.2
Arizona	03/08/2025	83-76	W	33-67	.493	8-21	.381	9-14	.643	13	23	36	38.4	15	22	5	4	4	83	75.5
Total		2340		898-1895	.474	219-639	.343	325-459	.708	318	873	1191	38.4	436	547	357	148	194	2340	75.5
Opponents		2104		747-1900	.393	233-773	.301	377-523	.721	332	742	1074	34.6	439	396	337	113	227	2104	67.9

Kansas Averages

Games Played	Points/game	FG Pct	3FG Pct	FT Pct	Rebounds/game	Assists/game	Turnovers/game	Assist/Turnover ratio	Steals/game	Blocks/game
31	75.5	47.4	34.3	70.8	38.4	17.6	11.5	1.5	6.3	4.8



OPPONENT GAME-BY-GAME

				Total		3-Pointers		Free throws		Rebounds											
Opponent	Date	Score		FG-FGA	PCT	3FG-3FGA	PCT	FT-FTA	PCT	OFF	DEF	TOT	AVG	PF	A	TO	BLK	STL	PTS	AVG	
Howard	11/04/2024	87-57	W	22-58	.379	8-22	.364	5-12	.417	8	18	26	26.0	12	12	17	1	9	57	57.0	
North Carolina	11/08/2024	92-89	W	27-63	.429	7-23	.304	28-31	.903	10	30	40	33.0	21	13	11	5	2	89	73.0	
vs Michigan St.	11/12/2024	77-69	W	24-69	.348	3-24	.125	18-21	.857	11	32	43	36.3	18	11	11	4	5	69	71.7	
Oakland	11/16/2024	78-57	W	24-55	.436	6-22	.273	3-12	.250	10	20	30	34.8	10	12	12	0	6	57	68.0	
UNCW	11/19/2024	84-66	W	21-56	.375	6-19	.316	18-24	.750	10	22	32	34.2	18	4	12	3	6	66	67.6	
vs Duke	11/26/2024	75-72	W	24-48	.500	11-26	.423	13-18	.722	5	20	25	32.7	18	17	16	3	11	72	68.3	
Furman	11/30/2024	86-51	W	17-57	.298	9-38	.237	8-13	.615	8	18	26	31.7	10	11	11	1	3	51	65.9	
at Creighton	12/04/2024	63-76	L	25-53	.472	12-29	.414	14-17	.824	6	38	44	33.3	7	16	15	2	2	76	67.1	
at Missouri	12/08/2024	67-76	L	23-52	.442	4-13	.308	26-31	.839	6	23	29	32.8	14	8	11	4	14	76	68.1	
NC State	12/14/2024	75-60	W	21-57	.368	6-15	.400	12-18	.667	11	15	26	32.1	9	9	8	3	8	60	67.3	
Brown	12/22/2024	87-53	W	20-75	.267	8-33	.242	5-8	.625	17	23	40	32.8	12	8	9	5	4	53	66.0	
West Virginia	12/31/2024	61-62	L	26-60	.433	6-20	.300	4-6	.667	8	24	32	32.8	16	18	6	5	4	62	65.7	
at UCF	01/05/2025	99-48	W	14-68	.206	7-30	.233	13-18	.722	12	20	32	32.7	9	11	14	7	7	48	64.3	
Arizona St.	01/08/2025	74-55	W	19-53	.358	6-24	.250	11-12	.917	9	20	29	32.4	14	10	18	3	7	55	63.6	
at Cincinnati	01/11/2025	54-40	W	18-59	.305	3-22	.136	1-2	.500	12	30	42	33.1	6	8	12	4	7	40	62.1	
at Iowa St.	01/15/2025	57-74	L	24-59	.407	8-13	.615	18-25	.720	13	30	43	33.7	14	17	13	4	11	74	62.8	
Kansas St.	01/18/2025	84-74	W	27-59	.458	6-26	.231	14-19	.737	9	16	25	33.2	17	19	5	1	5	74	63.5	
at TCU	01/22/2025	74-61	W	25-66	.379	5-24	.208	6-12	.500	16	15	31	33.1	11	10	12	2	10	61	63.3	
Houston	01/25/2025	86-92	Lot2	35-73	.479	8-25	.320	14-25	.560	12	31	43	33.6	22	17	5	5	5	92	64.8	
UCF	01/28/2025	91-87	W	29-75	.387	14-36	.389	15-17	.882	13	23	36	33.7	20	20	7	1	11	87	66.0	
at Baylor	02/01/2025	70-81	L	25-58	.431	6-20	.300	25-28	.893	11	29	40	34.0	18	11	17	2	6	81	66.7	
Iowa St.	02/03/2025	69-52	W	19-62	.306	3-21	.143	11-20	.550	17	21	38	34.2	12	6	7	8	8	52	66.0	
at Kansas St.	02/08/2025	73-81	L	33-66	.500	11-27	.407	4-6	.667	5	25	30	34.0	12	23	10	6	7	81	66.7	
Colorado	02/11/2025	71-59	W	22-57	.386	4-23	.174	11-16	.688	8	25	33	34.0	14	9	8	5	5	59	66.3	
at Utah	02/15/2025	67-74	L	23-63	.365	11-34	.324	17-28	.607	16	30	46	34.4	20	16	7	1	7	74	66.6	
at BYU	02/18/2025	57-91	L	34-66	.515	14-36	.389	9-12	.750	10	33	43	34.8	10	24	10	3	14	91	67.6	
Oklahoma St.	02/22/2025	96-64	W	22-60	.367	8-25	.320	12-19	.632	11	17	28	34.5	14	10	17	5	14	64	67.4	
at Colorado	02/24/2025	71-64	W	26-68	.382	5-24	.208	7-10	.700	18	28	46	34.9	20	10	14	5	5	64	67.3	
Texas Tech	03/01/2025	73-78	L	28-62	.452	15-43	.349	7-8	.875	6	23	29	34.7	15	17	8	2	5	78	67.7	
at Houston	03/03/2025	59-65	L	24-68	.353	7-20	.350	10-14	.714	17	20	37	34.8	13	9	6	6	16	65	67.6	
Arizona	03/08/2025	83-76	W	26-55	.473	6-16	.375	18-21	.857	7	23	30	34.6	13	10	8	7	3	76	67.9	
Total		2104		747-1900	.393	233-773	.301	377-523	.721	332	742	1074	34.6	439	396	337	113	227	2104	67.9	
Kansas		2340		898-1895	.474	219-639	.343	325-459	.708	318	873	1191	38.4	436	547	357	148	194	2340	75.5	

Opponents Averages

Games Played	Points/game	FG Pct	3FG Pct	FT Pct	Rebounds/game	Assists/game	Turnovers/game	Assist/Turnover ratio	Steals/game	Blocks/game
31	67.9	39.3	30.1	72.1	34.6	12.8	10.9	1.2	7.3	3.6

INDIVIDUAL SUPERLATIVES

CATEGORY	KANSAS	OPPONENT
Points Scored	33 by Hunter Dickinson vs. Arizona (3.8.25)	34 by Keyshawn Hall of UCF (1.28.25)
Total Field Goals	15 by Hunter Dickinson vs. Arizona (3.8.25)	10 (2x), last by J'Wan Roberts of Houston (1.25.25)
Total FGs Attempted	23 by Hunter Dickinson vs. Arizona (3.8.25)	21 (2x), last by J'Wan Roberts of Houston (1.25.25)
Highest FG% (5 made)	100.0 (6-6) by Flory Bidunga vs. Howard (11.4.24)	83.3 (5-6) by Mawot Mag of BYU (2.18.25)
Highest FG% (10 made)	83.3 (2x), last was 10-12 by KJ Adams vs. Texas Tech (3.1.25)	66.7 (10-15) by Pop Isaac of Creighton (12.4.24)
3-Point Field Goals	6 by Zeke Mayo vs. UCF (1.28.25)	6 by Pop Isaacs of Creighton (12.4.24)
3-Point FGs Attempted	10 (2x) last by Zeke Mayo vs. Oklahoma State (2.22.25)	13 (2x), last by Gabe Madsen of Utah (2.15.25)
3-Point FG% (min. 3 made)	100.0 (2x), last was 3-3 by Zeke Mayo at Kansas State (2.8.25)	100.0 (2x), last was 3-3 by Dallan Coleman of UCF (1.5.25)
Free Throws	13 by Zeke Mayo vs. West Virginia (12.31.24)	13 by Norchad Omier of Baylor (2.1.25)
Free Throws Attempted	13 by Zeke Mayo vs. West Virginia (12.31.24)	14 by Norchad Omier of Baylor (2.1.25)
Free Throw % (min. 5 made)	100.0 (5x), last was 5-5 by Hunter Dickinson vs. Houston (1.25.25)	100.0 (9x), last was 5-5 by Emanuel Sharp of Houston (3.3.25)
Offensive Rebounds	8 by Hunter Dickinson at Missouri (12.8.24)	5 (3x), last by Emanuel Sharp of Houston (3.3.25)
Defensive Rebounds	14 by Hunter Dickinson vs. UNCW (11.19.24)	12 (2x), last by Norchad Omier of Baylor (2.1.25)
Total Rebounds	16 by Flory Bidunga vs. Oklahoma State (2.22.25)	16 by Norchad Omier of Baylor (2.1.25)
Assists	12 by Dajuan Harris Jr. vs. Houston (1.25.25)	11 by Dug McDaniel of Kansas State (2.8.25)
Turnovers	7 (2x), last by Hunter Dickinson at Houston (3.3.25)	6 (2x), last by Alston Mason of Arizona State (1.8.25)
Blocked Shots	6 by Flory Bidunga at UCF (1.5.25)	5 (2x), last by Coleman Hawkins of Kansas State (2.8.25)
Steals	6 by Dajuan Harris Jr. vs. Oklahoma State (2.22.25)	5 (4x), last by Ernest Udeh Jr. of TCU (1.22.25)
Minutes Played (including OT)	45 by Dajuan Harris Jr. and Hunter Dickinson vs. Houston (1.25.25)	48 by LJ Cryer of Houston (1.25.25)

TEAM SUPERLATIVES

KANSAS HIGH	KANSAS LOW	CATEGORY	OPPONENT HIGH	OPPONENT LOW
99 at UCF (1.5.25)	54 at Cincinnati (1.11.25)	Points	92 by Houston (1.25.25)	40 by Cincinnati (1.11.25)
55 (2nd) at UCF (1.5.25)	20 (1st) vs. West Virginia (12.31.24)	Points/Half	60 (2nd) by Baylor (2.1.25)	13 (2nd) by Arizona State (1.8.25)
13 (1st OT) vs. Houston (1.25.25)	7 (2nd OT) vs. Houston (1.25.25)	Points/OT	13 (2x), both by Houston (1.25.25)	-
42 at UCF (1.5.25)	19 (2x) last at Houston (3.3.25)	Field Goals	35 by Houston (1.25.25)	14 by UCF (1.5.25)
83 at UCF (1.5.25)	42 at Houston (3.3.25)	Field Goal Attempts	75 (2x), last by UCF (1.28.25)	48 by Duke (11.26.24)
60.9 (39-64) vs. Furman (11.30.24)	35.3 (24-68) at Cincinnati (1.11.25)	Field Goal Percentage	51.5 (34-66) by BYU (2.18.25)	20.6 (14-68) by UCF (1.5.25)
14 vs. Oklahoma State (2.22.25)	2 at Cincinnati (1.11.25)	3-Point Field Goals	15 by Texas Tech (3.1.25)	3 (3x), last by Iowa State (2.3.25)
31 at BYU (2.18.25)	12 at Houston (3.3.25)	3-Point Field Goal Attempts	43 by Texas Tech (3.1.25)	13 (2x), last by Iowa State (1.15.25)
50.0 (9-18) vs. Iowa State (2.3.25)	9.5 (2-21) at Cincinnati (1.11.25)	3-Point Field Goal Percentage	61.5 (8-13) by Iowa State (1.15.25)	12.5 (3-24) by Michigan State (11.12.24)
25 vs. UCF (1.28.25)	4 (3x), last at Iowa State (1.15.25)	Free Throws Made	28 by North Carolina (11.8.24)	1 by Cincinnati (1.11.25)
30 vs. Houston (1.25.25)	5 (2x), last at BYU (2.18.25)	Free Throw Attempts	31 (2x), last by Missouri (12.8.24)	2 by Cincinnati (1.11.25)
100.0 (13-13) vs. Arizona State (1.8.25)	36.4 (4-11) at Iowa State (1.15.25)	Free Throw Percentage	91.7 (11-12) by Arizona State (1.8.25)	25.0 (3-12) by Oakland (11.16.24)
22 at UCF (1.5.25)	5 (4x), last at Houston (3.3.25)	Offensive Rebounds	18 by Colorado (2.24.25)	5 (2x), last by Kansas State (2.8.25)
41 at UCF (1.5.25)	21 vs. Duke (11.26.24)	Defensive Rebounds	38 by Creighton (12.4.24)	15 (2x), last by TCU (1.22.25)
63 at UCF (1.5.25)	27 at Baylor (2.1.25)	Rebounds	46 (2x), last by Colorado (2.24.25)	25 (2x), last by Kansas State (1.18.25)
21 vs. North Carolina (11.8.24)	5 vs. Brown (12.22.24)	Fouls	22 by Houston (1.25.25)	6 by Cincinnati (1.11.25)
1 (7x), last at Houston (3.3.25)	0 (24x), last vs. Arizona (3.8.25)	DQs	1 (5x), last by Texas Tech (3.1.25)	0 (26x), last by Arizona (3.8.25)
30 at UCF (1.5.25)	10 vs. West Virginia (12.31.24)	Assists	24 by BYU (2.18.25)	4 by UNCW (11.19.24)
22 at Missouri (12.8.24)	4 vs. North Carolina (11.8.24)	Turnovers	18 by Arizona State (1.8.25)	5 (2x), last by Houston (1.25.25)
12 at UCF (1.5.25)	0 (3x), last vs. Texas Tech (3.1.25)	Blocked Shots	7 (2x), last by Arizona (3.8.25)	0 by Oakland (11.16.24)
15 vs. Oklahoma State (2.22.25)	1 vs. Kansas State (1.18.25)	Steals	16 by Houston (3.3.25)	2 (2x), last by Creighton (12.4.24)

2024-25 INDIVIDUAL LEADERS GAME-BY-GAME

OPPONENT	SCORE	W/L	POINTS	REBOUNDS	ASSISTS	STEALS	BLOCKED SHOTS
HOWARD (11.4)	87-57	W	19-Zeke Mayo	8-Flory Bidunga	5-Dajuan Harris Jr.	3-Hunter Dickinson	2-Bidunga/Dickinson
NORTH CAROLINA (11.8)	92-89	W	21-Zeke Mayo	10-Hunter Dickinson	4-Zeke Mayo	2-Dajuan Harris Jr.	2-Rylan Griffen
vs. Michigan State (11.12)	77-69	W	28-Hunter Dickinson	12-Hunter Dickinson	7-Zeke Mayo	3-Hunter Dickinson	3-KJ Adams
OAKLAND (11.16)	78-57	W	16-AJ Storr	9-Hunter Dickinson	6-Dajuan Harris Jr.	4-Dajuan Harris Jr.	4-Hunter Dickinson
UNCW (11.19)	84-66	W	17-Dajuan Harris Jr.	15-Hunter Dickinson	6-Dajuan Harris Jr.	2-Dajuan Harris Jr.	1-Dickinson/Mayo/Coit
vs. Duke (11.26)	75-72	W	14-Dajuan Harris Jr.	8-Flory Bidunga	9-Dajuan Harris Jr.	3-Adams/Harris Jr.	3-KJ Adams
FURMAN (11.30)	86-51	W	22-KJ Adams	6-Adams/Dickinson/Bidunga	8-Dajuan Harris Jr.	2-Rylan Griffen	1-Adams/Griffen/Clemence
at Creighton (12.4)	63-76	L	15-Dajuan Harris Jr.	8-Hunter Dickinson	5-Dajuan Harris Jr.	2-Harris Jr./Coit/Clemence	1-KJ Adams
at Missouri (12.8)	67-76	L	19-Hunter Dickinson	14-Hunter Dickinson	5-Dajuan Harris Jr.	2-Dajuan Harris Jr.	4-Hunter Dickinson
NC STATE (12.14)	75-60	W	26-Zeke Mayo	14-Hunter Dickinson	8-Hunter Dickinson	2-Dickinson/Harris Jr.	3-KJ Adams
BROWN (12.22)	87-53	W	25-Zeke Mayo	13-Hunter Dickinson	4-Dickinson/Harris Jr./Mayo	1-Adams/Harris Jr./Mayo	3-Hunter Dickinson
						Moore/Coit/Bidunga/Cross	
WEST VIRGINIA (12.31)*	61-62	L	27-Zeke Mayo	12-Hunter Dickinson	7-Dajuan Harris Jr.	1-Dickinson/Coit/Passmore	-
at UCF (1.5)*	99-48	W	27-Hunter Dickinson	9-Dickinson/Adams	8-Zeke Mayo	3-David Coit	6-Flory Bidunga
ARIZONA STATE (1.8)*	77-55	W	23-Zeke Mayo	12-Hunter Dickinson	7-Dajuan Harris Jr.	3-Dickinson/Harris Jr.	3-Hunter Dickinson
at Cincinnati (1.11)*	54-40	W	14-Hunter Dickinson	12-Hunter Dickinson	2-Adams/Dickinson/Moore/Mayo	2-KJ Adams	1-Adams/Bidunga
at Iowa State (1.15)*	57-74	L	17-Zeke Mayo	8-Hunter Dickinson	7-Dajuan Harris Jr.	2-Mayo/Adams	4-Flory Bidunga
KANSAS STATE (1.18)*	84-74	W	25-Hunter Dickinson	9-Flory Bidunga	5-Dajuan Harris Jr.	1-AJ Storr	2-Dajuan Harris Jr.
at TCU (1.22)*	74-61	W	16-Hunter Dickinson	10-Flory Bidunga	7-Dajuan Harris Jr.	3-AJ Storr	4-Flory Bidunga
HOUSTON (1.25)*	86-92	L (2OT)	19-Flory Bidunga	9-Zeke Mayo	12-Dajuan Harris Jr.	2-Dajuan Harris Jr.	-
UCF (1.28)*	91-87	W	24-Dickinson/Mayo	11-Flory Bidunga	5-Zeke Mayo	2-Flory Bidunga	5-Flory Bidunga
at Baylor (2.1)*	70-81	L	20-Hunter Dickinson	6-KJ Adams	8-Dajuan Harris Jr.	2-Dajuan Harris Jr.	1-Bidunga/Dickinson
							Harris Jr./Adams
IOWA STATE (2.3)*	69-52	W	17-Zeke Mayo	9-Hunter Dickinson	5-KJ Adams	1-Adams/Harris Jr./Bidunga	4-Bidunga/Dickinson
at Kansas State (2.8)*	73-81	L	21-Hunter Dickinson	9-Hunter Dickinson	6-Dajuan Harris Jr.	2-Harris Jr./Moore	1-Harris Jr./Moore
COLORADO (2.11)*	71-59	W	19-Hunter Dickinson	9-Dickinson/Mayo	5-Mayo/Harris Jr./Adams	3-KJ Adams	2-Flory Bidunga
at Utah (2.15)*	67-74	L	15-Zeke Mayo	7-Hunter Dickinson	4-Dajuan Harris Jr.	1-Adams/Mayo/Bidunga/Moore	4-Hunter Dickinson
at BYU (2.18)*	57-91	L	12-Hunter Dickinson	14-Hunter Dickinson	7-Dajuan Harris Jr.	1-Harris Jr./Mayo/Moore/Passmore	1-Bidunga/Griffen/Harris Jr.
OKLAHOMA STATE (2.22)*	96-64	W	16-Hunter Dickinson	16-Flory Bidunga	6-Rylan Griffen	6-Dajuan Harris Jr.	3-Flory Bidunga
at Colorado (2.24)*	71-64	W	32-Hunter Dickinson	13-Hunter Dickinson	5-Dajuan Harris Jr.	3-Flory Bidunga	3-Flory Bidunga
TEXAS TECH (3.1)*	73-78	L	21-KJ Adams	13-KJ Adams	7-Dajuan Harris Jr.	2-Hunter Dickinson	-
at Houston (3.3)*	59-65	L	17-Hunter Dickinson	12-Hunter Dickinson	4-David Coit	2-Dajuan Harris Jr.	2-Dickinson/Bidunga
ARIZONA (3.8)*	83-76	W	33-Hunter Dickinson	10-Hunter Dickinson	9-Dajuan Harris Jr.	1-Adams/Dickinson/Mayo/Bidunga	2-Flory Bidunga

\* = Big 12 Conference game

2024-25 LEAD/DEFICIT BREAKDOWN GAME-BY-GAME

Opponent	FIRST HALF SCORE			SECOND HALF SCORE			FINAL SCORE			LARGEST		TIMES	LEAD	TIME LED
	KU	OPP	MARGIN	KU	OPP	MARGIN	KU	OPP	MARGIN	LEAD	DEFICIT	TIED	CHANGES	MIN. (40 max)
HOWARD (11.4)	46	19	+27	41	38	+3	87	57	+30	38	1	0	2	38:54
NORTH CAROLINA (11.8)	53	38	+15	51	39	(12)	92	89	+3	20	5	5	6	30:33
vs. Michigan State (11.12)	30	24	+6	47	45	+2	77	69	+8	10	2	11	2	27:14
OAKLAND (11.16)	46	24	+22	32	33	(1)	78	57	+21	30	2	1	1	36:19
UNCW (11.19)	43	38	+5	41	28	+13	84	66	+18	20	0	2	0	38:59
vs. Duke (11.26)	41	39	+2	34	33	+1	75	72	+3	13	2	5	6	35:47
FURMAN (11.30)	39	28	+11	47	23	+24	86	51	+35	36	2	3	4	36:46
at Creighton (12.4)	31	41	(10)	32	35	(3)	63	76	(13)	0	17	0	0	00:00
at Missouri (12.8)	25	39	(14)	42	37	+5	67	76	(9)	2	24	1	1	00:17
NC STATE (12.14)	38	30	+8	37	30	+7	75	60	+15	17	0	0	0	38:48
BROWN (12.22)	42	31	+11	45	22	+23	87	53	+34	37	0	3	0	37:56
WEST VIRGINIA (12.31)*	20	33	(13)	41	29	+12	61	62	(1)	0	18	1	0	00:00
at UCF (1.5)*	44	25	+19	55	23	+32	99	48	+51	51	0	0	0	39:26
ARIZONA STATE (1.8)*	36	42	(6)	38	13	+25	74	55	+19	21	6	5	12	23:38
at Cincinnati (1.11)*	24	25	(1)	30	15	+15	54	40	+14	15	7	3	7	17:46
at Iowa State (1.15)*	30	40	(10)	27	34	(7)	57	74	(17)	2	18	2	4	03:16
KANSAS STATE (1.18)*	39	29	+10	45	45	0	84	74	+10	16	0	0	0	39:14
at TCU (1.22)*	33	35	(2)	41	26	+15	74	61	+13	13	14	2	6	19:42
HOUSTON (1.25)*	38	31	+7	28	35	(7)	86	92	(6)	10	8	9	11	31:11
UCF (1.28)*	41	43	(2)	50	44	+6	91	87	+4	6	9	8	12	14:07
at Baylor (2.1)*	40	21	+19	30	60	(30)	70	81	(11)	21	11	4	7	32:07
IOWA STATE (2.3)*	35	19	+16	34	33	+1	69	52	+17	23	2	3	4	35:31
at Kansas State (2.8)*	36	44	(8)	37	37	0	73	81	(8)	2	15	0	10	02:26
COLORADO (2.11)*	40	26	+14	31	33	(2)	71	59	+12	15	2	3	5	36:37
at Utah (2.15)*	37	39	(2)	30	35	(5)	67	74	(7)	0	11	4	0	00:00
at BYU (2.18)*	26	46	(20)	31	45	(14)	57	91	(34)	0	38	0	0	00:00
OKLAHOMA STATE (2.22)*	52	23	+29	44	41	+3	96	64	+32	39	0	3	0	37:25
at Colorado (2.24)*	37	32	+5	34	32	+2	71	64	+7	10	1	4	2	37:50
TEXAS TECH (3.1)*	37	48	(11)	36	30	+6	73	78	(5)	6	14	4	7	03:49
at Houston (3.3)*	27	30	(3)	32	35	(3)	59	65	(6)	3	7	3	6	04:07
ARIZONA (3.8)*	39	30	+9	44	46	(2)	83	76	+7	14	2	5	10	33:24
TOTALS	1,145	1,012	+133	1,175	1,066	+109	2,340	2,104	+236					
GM - OVERALL	36.9	32.6	+4.3	37.9	34.4	+3.5	75.5	67.9	+7.6					
CONFERENCE TOTALS	711	661	+50	738	691	+47	1,469	1,378	+91					
AVG/GM - CONFERENCE	35.6	33.1	+2.5	36.9	34.6	+2.3	73.5	68.9	+4.6					

\* = Big 12 Conference game



2024-25 SPECIALTY SCORING STATS

Opponent	PAINT			OFF TURNOVERS			2ND CHANCE			FAST BREAK			BENCH		
	KU	OPP	MARGIN	KU	OPP	MARGIN	KU	OPP	MARGIN	KU	OPP	MARGIN	KU	OPP	MARGIN
HOWARD (11.4)	40	20	+20	22	7	+15	5	4	+1	23	0	+23	45	22	+23
NORTH CAROLINA (11.8)	50	32	+18	16	2	+14	14	8	+6	13	17	(4)	42	24	+18
vs. Michigan State (11.12)	42	36	+6	7	8	(1)	8	10	(2)	13	18	(5)	15	39	(24)
OAKLAND (11.16)	40	32	+8	14	11	+3	7	11	(4)	12	2	+10	36	17	+19
UNCW (11.19)	52	22	+30	13	10	+3	8	14	(6)	23	6	+17	32	25	+7
vs. Duke (11.26)	30	24	+6	21	15	+6	5	4	+1	10	13	(3)	19	23	(4)
FURMAN (11.30)	62	14	+48	16	5	+11	9	2	+7	18	2	+16	35	22	+13
at Creighton (12.4)	28	26	+2	12	7	+5	17	6	+11	12	8	+4	14	8	+6
at Missouri (12.8)	30	32	(2)	10	23	(13)	13	6	+7	6	10	(4)	6	4	+2
NC STATE (12.14)	38	26	+12	2	8	(6)	9	14	(5)	11	3	+8	5	18	(13)
BROWN (12.22)	40	20	+20	9	9	0	15	10	+5	12	11	+1	28	20	+8
WEST VIRGINIA (12.31)*	28	28	0	7	4	+3	7	2	+5	4	2	+2	11	8	+3
at UCF (1.5)*	62	10	+52	18	3	+15	37	16	+21	9	9	0	42	20	+22
ARIZONA STATE (1.8)*	30	26	+4	22	9	+13	13	9	+4	18	9	+9	13	2	+11
at Cincinnati (1.11)*	32	24	+8	16	6	+10	4	10	(6)	9	4	+5	10	16	(6)
at Iowa State (1.15)*	26	26	0	14	23	(9)	5	16	(11)	4	10	(6)	18	18	0
KANSAS STATE (1.18)*	46	34	+12	5	13	(8)	17	8	+9	6	6	0	8	19	(11)
at TCU (1.22)*	38	28	+10	13	18	(5)	14	15	(1)	14	5	+9	21	15	+6
HOUSTON (1.25)*	38	36	+2	8	17	(9)	13	4	+9	8	8	0	19	25	(6)
UCF (1.28)*	34	18	+14	11	9	+2	18	13	+5	10	8	+2	29	2	+27
at Baylor (2.1)*	34	36	(2)	11	24	(13)	11	14	(3)	4	15	(11)	28	12	+16
IOWA STATE (2.3)*	30	30	0	9	10	(1)	13	10	+3	11	4	+7	15	3	+12
at Kansas State (2.8)*	44	40	+4	9	13	(4)	6	4	+2	6	14	(8)	17	13	+4
COLORADO (2.11)*	36	34	+2	8	9	(1)	11	10	+1	7	8	(1)	16	18	(2)
at Utah (2.15)*	22	24	(2)	7	22	(15)	9	14	(5)	2	6	(4)	16	16	0
at BYU (2.18)*	22	32	(10)	14	15	(1)	6	11	(5)	17	20	(3)	31	24	+7
OKLAHOMA STATE (2.22)*	40	22	+18	27	20	+7	21	11	+10	12	8	+4	36	32	+4
at Colorado (2.24)*	38	36	+2	12	6	+6	1	16	(15)	13	10	+3	6	20	(14)
TEXAS TECH (3.1)*	44	20	+24	8	7	+1	14	13	+1	9	7	+2	12	20	(8)
at Houston (3.3)*	24	18	+6	8	18	(10)	6	11	(5)	4	9	(5)	18	17	+1
ARIZONA (3.8)*	40	34	+6	13	5	+8	16	7	+9	0	7	(7)	2	21	(19)
TOTALS	1,150	840	+318	382	356	+26	352	303	+49	320	259	+61	645	543	+102
AVG/GM - OVERALL	37.1	27.1	+10.0	12.3	11.5	+0.8	11.4	9.8	+1.6	10.3	8.4	+1.9	20.8	17.5	+3.3
CONFERENCE TOTALS	708	556	+152	240	251	(11)	242	214	+28	167	169	(2)	368	321	+47
AVG/GM - CONFERENCE	35.4	27.8	+7.6	12.0	12.6	(0.6)	12.1	10.7	+1.4	8.4	8.5	(0.1)	18.4	16.1	+2.3
* = Big 12 Conference game															

KANSAS' RECORD WHEN...

	2024-25
Leading At Half.....	16-3
Trailing At Half.....	4-8
Tied At Half.....	-
Leading With 5:00 Remaining in Regulation.....	19-2
Trailing With 5:00 Remaining in Regulation.....	1-9
Tied With 5:00 Remaining in Regulation.....	-
In Overtime.....	-
Kansas Outrebounds Opponent.....	18-5
Kansas Is Outrebounded.....	2-6
Kansas Is Tied in Rebounds.....	-
Kansas Commits More Turnovers.....	6-9
Opponent Commits More Turnovers.....	12-2
Kansas Is Tied in Turnovers.....	1-1
Kansas Has More Free Throw Attempts.....	9-5
Opponent Has More Free Throw Attempts.....	10-6
Kansas is Tied in Free Throw Attempts.....	1-0
Kansas Shoots 50% or Better.....	10-1
Kansas Shoots Less Than 50%.....	10-10
Opponent Shoots 50% or Better.....	1-2
Opponent Shoots Less Than 50%.....	19-9
Kansas Shoots Better Than Opponent.....	19-4
Opponent Shoots Better Than Kansas.....	1-5
Kansas and Opponent Tied in FG%.....	0-2
Kansas Bench Outscores Opponent Bench.....	12-7
Opponent Bench Outscores Kansas Bench.....	8-2
Kansas is Tied in Bench Points.....	0-2
Kansas Scores Between 0-59.....	1-3
Kansas Scores Between 60-69.....	1-4
Kansas Scores Between 70-79.....	8-3
Kansas Scores Between 80-89.....	6-1
Kansas Scores Between 90-99.....	4-0
Kansas Scores 100 or More.....	-
Opponent Scores Between 0-59.....	9-0
Opponent Scores Between 60-69.....	6-2
Opponent Scores Between 70-79.....	3-5
Opponent Scores Between 80-89.....	2-2
Opponent Scores 90 or More.....	0-2
On Mondays.....	3-1
On Tuesdays.....	5-2
On Wednesdays.....	2-2
On Thursdays.....	-
On Fridays.....	1-0
On Saturdays.....	7-5
On Sundays.....	2-1
In November.....	7-0
In December.....	2-3
In January.....	6-2
In February.....	4-4
In March.....	1-2
In April.....	-
On CBS.....	2-0
On ABC.....	-
On FS1.....	0-1
On TBS.....	-
On ESPN.....	8-8
On ESPN2.....	3-2
On ESPNU.....	-
On ESPN+.....	7-0

MISCELLANEOUS STREAKS

Kansas' All-Time Record.....	2,413-907
Consecutive games with a 3-point field goal.....	353
Consecutive games holding opponent under 100 points.....	169
Number of 100-point games in Kansas history.....	119
Number of 100-point games in Bill Self era.....	28
KU's All-Time Overtime Record.....	74-60
KU's last OT game.....	1/25/2025 (vs. Houston 92, Kansas 86 - 2OT)
Consecutive Allen Fieldhouse Sellouts (includes pandemic).....	383

ATTENDANCE	G	TOTAL	AVERAGE
*Home (Allen Fieldhouse).....	17	260,100	15,300
Away.....	12	140,744	11,728
Neutral.....	2	30,864	15,432

2024-25 MISCELLANEOUS STATS

STARTING LINEUPS (8)

(W-L)	1	2	3	4	5
10-4	Harris Jr.	Mayo	Griffen	Adams	Dickinson
3-1	Harris Jr.	Moore	Mayo	Adams	Dickinson
2-0	Harris Jr.	Coit	Griffen	Adams	Dickinson
2-2	Harris Jr.	Storr	Mayo	Adams	Dickinson
2-2	Harris Jr.	Moore	Mayo	Bidunga	Dickinson
1-0	Moore	Mayo	Griffen	Bidunga	Dickinson
0-1	Harris Jr.	Coit	Mayo	Adams	Dickinson
0-1	Harris Jr.	Mayo	Adams	Bidunga	Dickinson

WIN/LOSS MARGIN

	1	2	3	4	5	6	7	8	9	10	11-15	16-29	30+
Wins	-	-	2	1	-	-	2	1	-	1	4	4	5
Losses	1	-	-	-	1	2	1	1	1	-	2	1	1

VIOLATIONS/TECHNICAL FOULS

	3-Seconds	5-Seconds	10-Seconds	Shot Clock Exp.	Lane Viol.	Technicals	Goaltending
Kansas	-	1	-	9	-	-	6
Opponent	1	3	-	21	2	-	9

LEADS AND DEFICITS

KU's Biggest Halftime Lead	29 (52-23) vs. Oklahoma State (2.22.25)
KU's Biggest Halftime Lead Blown	19 (40-21) at Baylor (2.1.25)
KU's Biggest Halftime Deficit	20 (26-46) at BYU (2.18.25)
KU's Biggest Halftime Deficit Erased	6 (36-42) vs. Arizona State (1.8.25)
KU's Biggest Overall Lead	51 (99-48) at UCF (1.5.25)
KU's Biggest Win Total	51 (99-48) at UCF (1.5.25)
KU's Biggest Loss Total	34 (57-91) at BYU (2.18.25)
KU's Biggest Lead Blown	21 at Baylor (2.1.25)
KU's Biggest Overall Deficit	38 at BYU (2.18.25)
KU's Biggest Deficit Overcome	14 at TCU (1.22.25)

JUMP BALLS CONTROLLED (INCLUDES OT)

Kansas	21
Opponents	12

HOW KU SCORED FIRST POINTS

3-Pointer	5
Jump Shot	8
Free Throw	2
Lay-In/Lay-Up	9
Dunk	4
Alley-Oop	-
Hook Shot	3

WHO SCORED KU'S FIRST POINTS

Hunter Dickinson	15
Zeke Mayo	7
KJ Adams	3
Flory Bidunga	2
Dajuan Harris Jr.	2
David Coit	1
AJ Storr	1

DOUBLE-FIGURE SCORING

Hunter Dickinson	29
Zeke Mayo	20
Dajuan Harris Jr.	15
KJ Adams	12
AJ Storr	6
Rylan Griffen	8
David Coit	6
Flory Bidunga	5
Shakeel Moore	1
Hunter Dickinson	14
Flory Bidunga	4
KJ Adams	1
Zeke Mayo	1

20-PLUS REBOUND GAMES

-	-
Hunter Dickinson	14
Flory Bidunga	2
KJ Adams	1

DOUBLE-DOUBLES

Hunter Dickinson	14
Flory Bidunga	2
KJ Adams	1

TRIPLE-DOUBLES

-	-
---	---

20-PLUS POINT GAMES

Hunter Dickinson	10
Zeke Mayo	8
KJ Adams	2

30-PLUS POINT GAMES

Hunter Dickinson	2
------------------	---

FIRST PLAYER OFF THE BENCH (sometimes multiple players)

Flory Bidunga	17
AJ Storr	10
David Coit	8
Rylan Griffen	7
KJ Adams	2
Zeke Mayo	3
Shakeel Moore	1
Rakease Passmore	1

INDIVIDUAL MISCELLANEOUS STATISTICS (\*HUSTLE PLAYS)

NO. - PLAYER	*FLOOR BURNS	DUNKS	CHARGES DRAWN	FT-FTA (LAST 5:00/OT)
0-Moore.....	23	3	2	3-4
1-Dickinson.....	63	18	1	12-15
2-Storr.....	38	10	1	4-8
3-Harris Jr.....	78	1	4	7-11
4-Passmore.....	13	-	-	-
5-Mayo.....	54	-	4	22-24
6-Griffen.....	45	4	3	7-9
7-Shelby.....	-	-	-	-
8-Coit.....	30	-	-	0-2
11-McDowell.....	-	-	-	-
12-Evers.....	-	1	-	-
13-Jackson.....	-	-	-	-
14-Cassidy.....	-	-	-	-
15-Thengvall.....	-	-	-	-
22-Wilhite.....	2	-	-	-
24-Adams.....	99	25	-	9-11
25-Cross.....	1	-	-	-
40-Bidunga.....	77	44	2	8-13
41-Clemence.....	7	1	-	-
TOTALS	528	106	17	70-95 (73.7%)
OPPONENTS	293	55	6	87-117 (74.4%)

2024-25 KANSAS MEN'S BASKETBALL

BOX SCORES

1

AT #1/1 KANSAS 87, HOWARD 57

Nov. 4, 2024 | Lawrence, Kan. | Allen Fieldhouse (15,300)

Howard - 57			Record: 0-1										
NO.		Min	FG M-A	3P M-A	FT M-A	Rebounds OR DR TOT	Fouls PF FD	TP	AS	TO	ST	Blocks BS BA	+/-
2	Dom Campbell	F 15:28	0-2	0-0	1-2	1 1 2	2 1 1	1	0	0	0	0	-19
1	Anwar Gill	G 15:55	3-6	1-2	0-0	0 1 1	0 0 0	7	0	3	1	0	-24
5	Marcus Dockery	G 24:25	3-9	1-5	0-0	0 0 0	1 1 1	7	0	1	2	0	-27
7	Blake Harper	G 27:34	6-10	3-3	1-2	1 3 4	0 3 16	3	2	0	0	1	-19
34	Bryce Harris	G 21:19	2-7	0-3	0-2	3 3 6	1 3 4	2	3	1	0	0	-25
3	Jaren Johnson	24:05	2-8	1-2	0-0	2 4 6	0 1 5	1	1	1	0	3	-7
4	Miles Stewart	14:05	2-2	0-0	0-0	1 3 4	2 0 4	0	0	1	1	0	-3
8	Joshua Strong	21:13	2-6	2-4	0-0	0 2 2	3 0 3	6	3	1	1	0	-6
11	Ose Okojie	12:54	2-3	0-0	2-4	0 0 0	1 3 6	0	0	2	0	0	-1
15	Cameron Shockley-Okeke	20:33	0-5	0-3	1-2	0 1 1	1 2 1	2	2	0	0	1	-18
14	Ayodele Taiwo	02:30	0-0	0-0	0-0	0 0 0	1 0 1	0	1	1	0	0	-1
Team						0 0 0		0		2			
Totals			22:58	8-22	5-12	8 18 26	12 14 57	12	17	9	1	7	-30
Technical Fouls: NONE													
Shooting By Period													
1st FG% 7-29 24.1%													
3PT% 3-9 33.3%													
FT% 2-8 25%													
2nd FG% 15-29 51.7%													
3PT% 5-13 38.5%													
FT% 3-4 75%													
GM FG% 22-58 37.9%													
3PT% 8-22 36.4%													
FT% 5-12 41.7%													
Dead Ball Rebounds: 6, 0													

2

AT #1/1 KANSAS 92, #9/10 NORTH CAROLINA 89

Nov. 8, 2024 | Lawrence, Kan. | Allen Fieldhouse (15,300)

North Carolina - 89			Record: 1-1														
NO.	Name	Min	FG M-A	3P M-A	FT M-A	Rebounds OR DR TOT	Fouls PF FD	TP	AS	TO	ST	Blocks BS BA	+/-				
13	Jalen Washington	F 17:39	3-5	0-1	1-2	3 6 9	4 1 7	1	1	1	0	1	0	6			
24	Jae'Lyn Withers	F 23:37	4-6	3-5	0-0	0 9 9	3 1 11	0	1	1	0	0	0	9			
3	Elliot Cadeau	G 32:35	3-11	0-3	6-6	0 2 2	3 4 12	7	2	1	0	1	0	5			
4	RJ Davis	G 36:52	3-15	1-7	9-11	0 1 1	0 7 16	4	1	0	1	0	0	-2			
7	Seth Trimble	G 32:49	4-10	1-3	10-10	1 3 4	1 6 19	0	1	0	0	2	5	5			
9	Drake Powell	20:06	1-4	0-2	0-0	0 4 4	0 0 2	0	0	0	0	1	0	-16			
11	Ian Jackson	15:26	4-5	2-2	0-0	1 1 2	1 0 10	1	1	0	1	0	0	-8			
22	Ven-Alien Lubin	14:23	4-4	0-0	2-2	1 2 3	5 2 10	1	0	1	0	1	0	-8			
5	Cade Tyson	01:03	0-1	0-0	0-0	0 0 0	0 0 0	0	0	0	0	0	0	-1			
0	Tyzaun Claude	03:35	0-1	0-0	0-0	1 2 3	3 0 0	0	0	1	0	0	0	-6			
2	James Brown	01:55	1-1	0-0	0-0	2 0 2	1 0 2	0	0	0	0	0	0	3			
Team						1 0 1				0 2							
Totals			27:63	7-23	28-31	10 30 40	21 21 89	13	11	2	5	4	-3				
Technical Fouls:NONE																	
Shooting By Period																	
1 <sup>st</sup> FG% 11-31 35.5%																	
3PT% 3-11 27.3%																	
FT% 13-14 92.9%																	
2 <sup>nd</sup> FG% 16-32 50.0%																	
3PT% 4-12 33.3%																	
FT% 15-17 88.2%																	
GM FG% 27-63 42.9%																	
3PT% 7-23 30.4%																	
FT% 28-31 90.3%																	
Dead Ball Rebounds: 2, 1																	

Kansas - 87		Record: 1-0											
NO.	Name	Min	FG M-A	3P M-A	FT M-A	Rebounds OR DR TOT	Fouls PF FD	TP	AS	TO	ST	Blocks BS BA	+/-
24	KJ Adams, Jr.	F 23:08	3-3	0-0	1-2	1 3 4	2 3 7	3	0	1	1	0	23
1	Hunter Dickinson	C 21:06	5-8	1-1	5-6	1 5 6	1 3 16	1	2	3	2	0	24
3	Dajuan Harris Jr.	G 22:04	3-4	0-1	0-0	0 3 3	1 0 6	5	3	0	0	1	27
6	Rylan Griffen	G 18:33	1-5	1-4	2-2	1 0 1	0 1 5	3	1	0	0	0	22
8	David Coit	G 21:55	3-4	2-3	0-0	0 2 2	2 1 8	4	1	2	0	0	20
2	AJ Storr	15:30	2-5	1-1	0-0	0 2 2	3 0 5	2	2	0	0	1	13
5	Zeke Mayo	23:03	7-12	5-8	0-0	0 4 4	0 0 19	0	2	1	0	0	18
40	Flory Bidunga	16:44	6-6	0-0	1-2	1 7 8	1 2 13	0	0	2	2	0	13
4	Rakease Passmore	15:38	0-1	0-0	0-0	0 2 2	1 0 0	0	0	2	1	0	13
41	Zach Clemence	13:40	1-2	0-1	3-4	1 0 1	3 2 5	1	1	1	0	0	5
12	Wilder Evers	02:10	1-1	1-1	0-0	0 0 0	0 0 3	0	0	0	0	0	-7
14	Patrick Cassidy	02:10	0-2	0-2	0-0	0 0 0	0 0 0	0	0	0	0	0	-7
15	Will Thengvall	02:10	0-0	0-0	0-0	0 0 0	0 0 0	0	0	0	0	0	-7
25	Justin Cross	02:10	0-0	0-0	0-0	0 0 0	0 0 0	0	1	0	0	1	-7
Team						0 1 1		0					
Totals		32:53	11-22	12-16		5 29 34	14 12 87	20	14	11	7	1	30
Technical Fouls: NONE													
Shooting By Period													
1st FG% 20-32 62.5%													
3PT% 6-13 46.2%													
FT% 0-0 0%													
2nd FG% 12-21 57.1%													
3PT% 5-9 55.6%													
FT% 12-16 75%													
GM FG% 32-53 60.4%													
3PT% 11-22 50.0%													
FT% 12-16 75.0%													
Dead Ball Rebounds: 2, 0													

	HOW	KAN	Points from		HOW	KAN	Period by Period Scoring			
Biggest lead	1 (1 <sup>st</sup> 17:34)	38 (2 <sup>nd</sup> 5:57)	Turnovers	7	22		1 <sup>st</sup>	2 <sup>nd</sup>	TOT	
Best Scoring Run	7 (2 <sup>nd</sup> 14:30)	12 (1 <sup>st</sup> 14:16)	Paint	20	40					
Lead Changes	2		Second Chance	4	5	HOW	19	38	57	
Times Tied	0		Fast Breaks	0	23					
Time with Lead	00:19	38:54	Bench	22	45	KAN	46	41	87	

Kansas - 92		Record: 2-0													
NO.	Name	Min	FG M-A	3P M-A	FT M-A	Rebounds OR DR TOT	Fouls PF FD	TP	AS	TO	ST	Blocks BS BA	+/-	Shooting By Period	
24	KJ Adams, Jr.	F 37:00	7-13	0-0	0-0	2 0 2	2 1 14	2	0	0	0	1	5	1 <sup>st</sup> FG%	22-37 59.5%
1	Hunter Dickinson	C 29:04	7-15	0-2	6-9	1 9 10	4 8 20	3	0	0	0	1	-3	3 <sup>PT</sup>	4-10 40.0%
3	Dajuan Harris Jr.	G 29:11	5-8	0-0	0-0	2 0 2	4 0 10	3	2	2	0	2	7	FT%	5-9 55.6%
6	Rylan Griffen	G 16:33	2-5	2-4	0-0	0 1 1	2 2 6	0	0	0	0	2	0	2 <sup>nd</sup> FG%	15-39 38.5%
8	David Coit	G 19:34	0-4	0-3	0-0	0 4 4	3 3 0	3	1	0	0	0	-9	3 <sup>PT</sup>	2-11 18.2%
5	Zeke Mayo	28:59	7-14	3-9	4-4	0 5 5	2 4 21	4	1	0	0	0	6	FT%	7-8 87.5%
2	AJ Storr	27:49	6-13	1-3	0-0	0 2 2	2 1 13	3	0	1	0	1	5	GM FG%	37-76 48.7%
40	Flory Bidunga	10:56	3-4	0-0	2-4	4 8 1	1 2 8	0	0	0	0	1	6	3 <sup>PT</sup>	6-21 28.6%
4	Rakease Passmore	00:54	0-0	0-0	0-0	0 0 0	1 0 0	0	0	0	0	0	-2	FT%	12-17 70.6%
Team						3 2 5	0	0						Dead Ball Rebounds: 1.0	
Totals			37-76	6-21	12-17	12 27 39	21 21 92	18	4	3	4	5	3		

## BOX SCORES

5

## AT #1/1 KANSAS 84, UNCW 66

Nov. 19, 2024 | Lawrence, Kan. | Allen Fieldhouse (15,300)

UNCW - 66

Record: 3-1

NO. Name	Min	FG M-A	3P M-A	FT M-A	Rebounds OR DR TOT	Fouls PF FD	TP	AS	TO	ST	Blocks BS BA	+/-
21 Khamari McGriff	27:09	6-8	0-0	6-6	2 5 7	4 3	18	0	2	1	1 0	-5
1 Donovan Newby	G 32:20	2-9	1-6	2-2	0 2 2	3 2	7	1	3	2	0 0	-21
3 Sean Moore	G 17:16	1-4	1-1	0-0	0 3 3	0 0	3	0	0	1	1 0	-8
5 Noah Ross	G 29:12	4-9	0-0	2-3	4 5 9	2 2	10	1	1	0	0 2	-19
32 Josh Corbin	G 22:31	1-5	1-5	0-0	1 4 5	0 0	3	1	1	0	0 0	-5
2 Elijah Jamison	14:05	2-8	1-2	3-4	0 0 0	0 2	8	0	4	0	1 0	-7
4 Nolan Hodge	20:11	3-5	1-3	2-2	1 2 3	3 1	9	1	0	2	0 0	-9
7 Greedy Williams	12:16	2-4	1-1	2-2	0 0 0	2 2	7	0	0	0	0 1	0
55 Harlan Obioha	12:51	0-3	0-1	1-5	1 1 2	3 3	1	0	1	0	0 0	-13
0 Bo Montgomery	12:09	0-1	0-0	0-0	0 0 0	1 1	0	0	0	0	0 0	-3
Team					1 0 1		0		0			
Totals		21-56	6-19	18-24	10 22 32	18 16	66	4	12	6	3 3	-18

Technical Fouls:NONE

Shooting By Period	
1 <sup>st</sup> FG%	13-32 40.6%
3PT%	3-14 21.4%
FT%	9-14 64.3%
2 <sup>nd</sup> FG%	8-24 33.3%
3PT%	3-5 60.0%
FT%	9-10 90%
GM FG%	21-56 37.5%
3PT%	6-19 31.6%
FT%	18-24 75.0%

Dead Ball Rebounds: 2, 0

Kansas - 84

Record: 5-0

NO. Name	Min	FG M-A	3P M-A	FT M-A	Rebounds OR DR TOT	Fouls PF FD	TP	AS	TO	ST	Blocks BS BA	+/-
24 KJ Adams, Jr.	F 29:22	1-3	0-0	1-2	1 4 5	3 1	3	5	2	0	0 1	6
1 Hunter Dickinson	C 29:59	7-11	0-1	1-3	1 14 15	2 6	15	2	3	1	1 1	20
3 Dajuan Harris Jr.	G 29:47	6-10	2-6	3-5	1 2 3	2 4	17	6	1	2	0 0	20
5 Zeke Mayo	G 25:16	5-10	0-4	0-0	0 2 2	1 1	10	2	1	1	0 0	17
6 Rylan Griffen	G 20:31	3-6	1-4	0-0	0 2 2	1 1	7	2	1	1	0 0	13
40 Flory Bidunga	07:45	3-3	0-0	0-0	1 1 2	1 0	6	0	0	0	0 0	3
8 David Coit	20:28	4-7	2-4	3-4	0 1 1	0 2	13	2	0	0	1 0	3
2 AJ Storr	22:55	2-7	1-5	2-2	0 1 1	2 2	7	1	1	0	0 0	1
0 Shaheed Moore	05:35	1-2	0-1	0-0	0 0 0	1 1	2	0	1	0	0 0	-5
4 Rakease Passmore	05:42	1-2	0-0	0-0	1 2 3	1 0	2	0	0	0	0 0	5
41 Zach Clemence	02:39	1-1	0-0	0-0	0 0 0	1 0	2	0	0	0	0 0	1
Team					4 0 4		0		0			
Totals		34-62	6-25	10-16	9 29 38	16 18	84	20	10	5	3 3	18

Technical Fouls:NONE

Shooting By Period	
1 <sup>st</sup> FG%	17-34 50.0%
3PT%	5-17 29.4%
FT%	4-8 50%
2 <sup>nd</sup> FG%	17-28 60.7%
3PT%	1-8 12.5%
FT%	6-8 75%
GM FG%	34-62 54.8%
3PT%	6-25 24.0%
FT%	10-16 62.5%

Dead Ball Rebounds: 3, 0

	SEA	KAN
Biggest lead	0 (1 <sup>st</sup> 20:00)	20 (2 <sup>nd</sup> 8:00)
Best Scoring Run	5 (2 <sup>nd</sup> 12:18)	8 (2 <sup>nd</sup> 18:03)
Lead Changes	0	
Times Tied	2	
Time with Lead	00:00	38:59

Points from Turnovers		SEA	KAN
Paint	10	13	
Second Chance	22	52	
Fast Breaks	14	8	
Bench	6	23	
	25	32	

Period by Period Scoring		SEA	KAN
1st	38	28	66
2nd	43	41	84

6

## #1/1 KANSAS 75 VS. #11/10 DUKE 72

Nov. 26, 2024 | Las Vegas, Nev. | T-Mobile Arena (14,757)

Kansas - 75

Record: 6-0

NO. Name	Min	FG M-A	3P M-A	FT M-A	Rebounds OR DR TOT	Fouls PF FD	TP	AS	TO	ST	Blocks BS BA	+/-
24 KJ Adams, Jr.	F 32:51	4-6	0-0	0-0	0 2 2	3 0	8	3	0	3	3 0	14
1 Hunter Dickinson	C 23:42	4-11	1-2	2-2	2 4 6	3 4	11	3	3	2	0 0	-2
2 AJ Storr	G 27:35	4-7	2-2	1-1	0 0 0	2 1	11	2	2	1	0 2	2
3 Dajuan Harris Jr.	G 35:53	6-10	1-2	1-1	1 2 3	1 4	14	9	2	3	0 0	4
5 Zeke Mayo	G 34:19	4-11	2-4	2-2	1 1 2	0 4	12	4	1	0	1 18	
6 Rylan Griffen	17:24	2-6	1-4	3-3	1 2 3	1 2	8	0	0	1	0 0	-9
40 Flory Bidunga	16:18	2-2	0-0	2-3	2 6 8	2 3	6	0	4	1	1 0	5
4 Rakease Passmore	02:10	1-2	0-1	0-0	0 0 0	0 0	2	0	0	0	0 0	-1
8 David Coit	09:48	1-2	1-2	0-0	0 0 0	2 0	3	1	0	0	0 0	-16
Team					3 4 7		0		1			
Totals		28-57	8-17	11-12	10 21 31	14 18	75	22	16	12	4 3	3

Technical Fouls:Dickinson 2<sup>nd</sup>10:26

Shooting By Period	
1 <sup>st</sup> FG%	16-32 50.0%
3PT%	5-9 55.6%
FT%	4-4 100%
2 <sup>nd</sup> FG%	12-25 48.0%
3PT%	3-8 37.5%
FT%	7-8 87.5%
GM FG%	28-57 49.1%
3PT%	8-17 47.1%
FT%	11-12 91.7%

Dead Ball Rebounds: 0, 0

Duke - 72

Record: 4-2

NO. Name	Min	FG M-A	3P M-A	FT M-A	Rebounds OR DR TOT	Fouls PF FD	TP	AS	TO	ST	Blocks BS BA	+/-
2 Cooper Flagg	F 38:27	5-9	1-1	2-4	0 5 5	2 4	13	3	4	1	0 2	-2
9 Khaman Maluach	C 23:28	1-2	0-0	2-2	0 1 1	2 1	4	0	2	2	1 0	-5
1 Caleb Foster	G 14:53	2-4	1-2	1-2	0 2 2	0 1	6	0	1	1	2 1	-13
5 Tyrese Proctor	G 35:00	5-7	5-7	0-0	1 5 6	3 0	15	2	4	2	0 0	-3
7 Kon Knueppel	G 36:57	4-14	0-8	3-3	0 3 3	2 2	11	8	3	1	0 0	-6
6 Malik Brown	16:32	2-2	1-1	3-5	0 1 1	4 2	8	2	1	4	0 0	-2
14 Sion James	19:48	3-3	2-2	2-2	1 1 2	3 3	10	2	1	0	0 0	0
18 Mason Gillis	14:55	2-7	1-5	0-0	1 1 2	2 0	5	0	0	0	0 1	12
Team					2 1 3		0		0			
Totals		24-48	11-26	13-18	5 20 25	18 13	72	17	16	11	3 4	-3

Technical Fouls:NONE

	KAN	DUK
Biggest lead	13 (1 <sup>st</sup> 15:49)	2 (2 <sup>nd</sup> 5:53)
Best Scoring Run	14 (1 <sup>st</sup> 15:49)	12 (1 <sup>st</sup> 3:37)
Lead Changes	6	
Times Tied	5	
Time with Lead	35:47	01:38

Points from Turnovers		KAN	DUK
Paint	21	15	
Second Chance	30	24	
Fast Breaks	5	4	
Bench	10	13	
	19	23	

Period by Period Scoring		KAN	DUK
1st	41	34	75
2nd	39	33	72

7

## AT #1/1 KANSAS 86, RV/- FURMAN 51

Nov. 30, 2024 | Lawrence, Kan. | Allen Fieldhouse (15,300)

Furman - 51

Record: 7-1

NO. Name	Min	FG M-A	3P M-A	FT M-A	Rebounds OR DR TOT	Fouls PF FD	TP	AS	TO	ST	Blocks BS BA	+/-
4 Ben VanderWal	F 16:32	0-2	0-1	0-0	1 0 1	0 1	0	0	1	0	1 1	-13
13 Garrett Hien	F 31:11	4-12	2-6	2-5	1 6 7	2 4	12	3	4	0	0 1	-20
21 Cooper Bowser	F 26:12	3-4	0-0	2-4	1 2 3	1 3	8	0	2	0	0 0	-25
0 PJay Smith	G 32:40	2-10	2-7	0-0	0 2 2	1 2	6	5	0	0	0 1	-24
7 Nick Anderson	G 19:54	1-6	1-6	0-0	1 1 1	1 0	3	0	1	0	0 0	-31
1 Charles Johnston	13:48	0-3	0-3	2-2	1 4 5	1 1	2	2	0	0	0 0	-10
2 Eddrin Bronson	28:43	4-10	4-9	2-2	0 1 1	0 1	14	1	1	1	0 0	-16
3 Tom House	11:31	1-5	0-3	0-0	0 0 1	1 0	2	0	0	0	0 0	-9
6 Tyrese Hughey	02:22	0-0	0-0	0-0	1 0 1	1 0	0	0	0	0	1 0	-4
12 Davis Molnar	06:27	2-3	0-1	0-0	3 0 3	2 0	4	0	1	1	0 0	-11
5 Mason Smith	09:58	0-2	0-0	0-0	0 1 1	0 0	0	0	0	0	0 0	-10
10 Tommy Humphries	00:43	0-0	0-0	0-0	0 0 0	0 0	0	0	0	0	0 0	-2
Team					0 0 0		0		1			
Totals		17-57	9-38	8-13	8 18 26	10 12	51	11	11	3	1 3	-35

Technical Fouls:NONE

Shooting By Period	
1 <sup>st</sup> FG%	10-31 32.3%
3PT%	6-23 26.1%
FT%	2-2 100%
2 <sup>nd</sup> FG%	7-26 26.9%
3PT%	3-15 20.0%
FT%	6-11 54.5%
GM FG%	17-57 29.8%
3PT%	9-38 23.7%
FT%	8-13 61.5%

Dead Ball Rebounds: 3, 0

Kansas - 86

Record: 7-0

No.	Name		Min	FG M-A	3P M-A	FT M-A	Rebounds OR DR TOT	Fouls PF TD	TP	AS	TO	ST	Blocks BS BA	+/-	
24	KJ Adams	F	27:12	10-12	0-0	2-2	3 3 6	0 2	22	3	1	1	1	0	25
1	Hunter Dickinson	C	24:12	5-8	0-1	0-0	1 5 6	0 1	10	1	2	1	0	0	18
2	AJ Storr	G	22:55	1-4	0-2	2-2	0 1 1	3 1 4	1	0	0	0	0	0	6
3	Dajuan Harris Jr.	G	26:16	4-8	0-1	0-0	0 2 2	1 1 8	8	1	1	0	0	0	27
5	Zeke Mayo	G	26:49	3-9	1-5	0-0	0 4 4	0 1 7	6	1	1	0	1	0	17
6	Rylan Griffen		16:15	5-8	0-3	0-0	0 4 4	2 1 10	0	1	2	1	0	0	22
40	Flory Bidunga		14:46	4-5	0-0	0-2	3 3 6	2 3 8	1	0	0	0	0	0	17
8	David Coit		21:45	4-6	1-2	0-0	0 5 5	1 0 9	2	0	0	0	0	0	22
4	Rakease Passmore		07:50	2-3	1-2	0-0	0 1 1	0 0 5	0	0	0	0	0	0	16
41	Zach Clemence		03:15	0-0	0-0	0-0	1 2 3	0 0 0	0	2	0	1	1	0	10
12	Wilder Evers		01:45	1-1	1-1	0-0	0 0 0	1 0 3	0	0	0	0	0	0	-1
14	Patrick Cassidy		01:45	0-0	0-0	0-0	0 0 0	1 0 0	0	1	0	0	0	0	-1
15	Will Thengvall		01:45	0-0	0-0	0-0	0 1 1	0 0 0	0	1	0	0	0	0	-1
22	Dillon White		01:45	0-0	0-0	0-0	0 0 0	0 0 0	0	0	0	0	0	0	-1
25	Justin Cross		01:45	0-0	0-0	0-0	0 0 0	1 0 0	0	0	0	0	0	0	-1
Team							0 3 3			0	0				
Totals				39-64	4-17	4-6	8 34 42	12 10	86	25	7	7	3	1	35



2024-25 KANSAS MEN’S BASKETBALL

BOX SCORES

9 AT MISSOURI 76, #1/1 KANSAS 67
Dec. 8, 2024 | Columbia, Mo. | Mizzou Arena (15,061)

Box score for Kansas vs Missouri. Includes player stats (Points, Rebounds, Assists, Steals, Blocks, FG%, FT%) and team totals. Missouri won 76-67.

Box score for Missouri vs Kansas. Includes player stats (Points, Rebounds, Assists, Steals, Blocks, FG%, FT%) and team totals. Missouri won 87-76.

Summary statistics for Missouri vs Kansas game. Includes points from turnovers, paint, second chance, fast breaks, and time with lead.

11 AT #8/8 KANSAS 87, BROWN 53
Dec. 22, 2024 | Lawrence, Kan. | Allen Fieldhouse (15,300)

Box score for Brown vs Kansas. Includes player stats (Points, Rebounds, Assists, Steals, Blocks, FG%, FT%) and team totals. Kansas won 87-53.

Box score for Kansas vs Brown. Includes player stats (Points, Rebounds, Assists, Steals, Blocks, FG%, FT%) and team totals. Kansas won 87-53.

Summary statistics for Kansas vs Brown game. Includes points from turnovers, paint, second chance, fast breaks, and time with lead.

10 AT #10/10 KANSAS 75, NC STATE 60
Dec. 14, 2024 | Lawrence, Kan. | Allen Fieldhouse (15,300)

Box score for NC State vs Kansas. Includes player stats (Points, Rebounds, Assists, Steals, Blocks, FG%, FT%) and team totals. Kansas won 75-60.

Box score for Kansas vs NC State. Includes player stats (Points, Rebounds, Assists, Steals, Blocks, FG%, FT%) and team totals. Kansas won 75-60.

Summary statistics for Kansas vs NC State game. Includes points from turnovers, paint, second chance, fast breaks, and time with lead.

12 RV/RV WEST VIRGINIA 62, AT #7/7 KANSAS 61
Dec. 31, 2024 | Lawrence, Kan. | Allen Fieldhouse (15,300)

Box score for West Virginia vs Kansas. Includes player stats (Points, Rebounds, Assists, Steals, Blocks, FG%, FT%) and team totals. Kansas won 61-62.

Box score for Kansas vs West Virginia. Includes player stats (Points, Rebounds, Assists, Steals, Blocks, FG%, FT%) and team totals. Kansas won 61-62.

Summary statistics for Kansas vs West Virginia game. Includes points from turnovers, paint, second chance, fast breaks, and time with lead.

BOX SCORES

13

#7/7 KANSAS 99, AT UCF 48  
Jan. 5, 2025 | Orlando, Fla. | Addition Financial Arena (9,669)

Kansas - 99			Record: 10-3 (1-1)																					
NO.	Name		Min	FG		3P		FT		Rebounds		Fouls		TP	AS	TO	ST	Blocks		+/-	Shooting By Period			
				M-A	P-A	M-A	P-A	M-A	O-R	D-R	TOT	P-F	F-D					BS	BA					1 <sup>st</sup> FG%
24	KJ Adams	F	23:44	3-6	0-0	1-2	4	5	9	1	1	7	3	1	0	2	2	33			1 <sup>st</sup> FG%	20-40	50.0%	
1	Hunter Dickinson	C	22:58	12-17	0-1	3-3	4	5	9	1	2	27	1	4	1	3	1	29			3 <sup>PT</sup> %	1-7	14.3%	
0	Shakeel Moore	G	20:19	2-5	2-2	0-0	1	2	3	2	1	6	6	2	1	0	0	35			FT%	3-4	75%	
3	Dajuan Harris Jr.	G	23:23	5-13	1-4	0-0	2	4	6	0	0	11	2	1	1	0	22			2 <sup>nd</sup> FG%	22-43	51.2%		
5	Zeke Mayo	G	24:28	3-10	0-4	0-1	0	5	5	0	0	6	8	1	0	0	23			3 <sup>PT</sup> %	8-16	50.0%		
40	Flory Bidunga		21:10	6-8	0-0	0	2	3	5	2	1	12	1	0	0	6	1	24			FT%	3-6	50%	
6	Rylan Griffen		17:40	4-4	4-4	2-2	1	3	4	2	2	14	0	1	0	1	0	28			GM FG%	42-83	50.6%	
8	David Coit		16:31	1-8	1-6	0-2	1	2	3	1	1	3	4	0	3	0	1	27			3 <sup>PT</sup> %	9-23	93.1%	
2	AJ Storr		15:18	5-8	1-2	0-0	1	4	5	2	1	11	2	0	0	0	1	18			FT%	6-10	60.0%	
4	Rakease Passmore		06:55	0-0	0-0	0-0	1	1	2	2	0	0	3	0	0	0	1	7			Dead Ball Rebounds: 21			
22	Dillon Wilhite		04:32	1-1	0-0	0-0	0	0	0	0	0	2	0	0	0	0	0	7						
12	Wilder Evers		03:02	0-0	0-0	0-0	0	2	2	1	0	0	0	0	0	0	0	2						
Team							5	5	10			0	0											
Totals					42-83	9-23	6-10	22	41	63	15	9	99	30	10	6	12	7	51			Technical Fouls:Coach 1 <sup>st</sup> 6:17		

Shooting By Period		
1 <sup>st</sup> FG%	20-40	50.0%
3PT%	1-7	14.3%
FT%	3-4	75%
2 <sup>nd</sup> FG%	22-43	51.2%
3PT%	8-16	50.0%
FT%	3-6	50%
GM FG%	42-83	50.6%
3PT%	9-23	39.1%
FT%	6-10	60.0%
Dead Ball Rebounds: 2, 1		

14

AT #11/12 KANSAS 74, ARIZONA STATE 55  
Jan. 8, 2025 | Lawrence, Kan. | Allen Fieldhouse (15,300)

Arizona St. - 55			Record: 10-4 (1-2)														
NO.	Name	Min	FG M-A	3P M-A	FT M-A	Rebounds OR DR TOT	Fouls PF FD	TP	AS	TO	ST	Blocks BS BA	+/-	Shooting By Period			
8	Basheer Jihad	F 31:45	3-9	0-4	1-2	2 6 8	3 5	7	2	3	2	1 2	-13	1st FG%	14.30	46.7%	
21	Jayden Quaintance	F 37:24	4-10	0-2	1-1	3 8 11	1 2	9	2	2	1	1 0	-20	3PT%	5.13	38.5%	
1	Alston Mason	G 40:00	6-10	2-4	5-5	1 2 3	1 3	19	3	6	0	0 0	-19	FT%	9.9	100%	
10	BJ Freeman	G 32:13	3-11	2-6	2-2	0 0 0	4 1	10	1	2	0	0 3	-14	2nd FG%	5.23	21.7%	
44	Adam Miller	G 38:44	3-9	2-6	0-0	0 0 0	3 2	8	1	2	3	1 0	-20	3PT%	1.11	9.1%	
9	Shawn Phillips Jr.	09:24	0-2	0-0	0-0	1 2 3	2 0	0	1	1	1	0 0	-5	FT%	2.3	66.7%	
5	Amier Ali	10:30	0-2	0-2	2-2	0 0 0	0 1	2	0	1	0	0 0	-4	GM FG%	19.53	35.8%	
Team						2 2 4		0	1					3PT%	6.24	25.0%	
Totals			19-53	6-24	11-12	9 20 29	14 14	55	10	18	7	3 5	-19	FT%	11.12	91.7%	
Dead Ball Rebounds: 1.																	
Technical Fouls:NONE																	

Shooting By Period		
1 <sup>st</sup> FG%	14-30	46.7%
3PT%	5-13	38.5%
FT%	9-9	100%
2 <sup>nd</sup> FG%	5-23	21.7%
3PT%	1-11	9.1%
FT%	2-3	66.7%
GM FG%	19-53	35.8%
3PT%	6-24	25.0%
FT%	11-12	91.7%
Dead Ball Rebounds: 1, 1		

UCF - 48		Record: 10-3 (1-1)																
NO.	Name	Min	FG M-A	3P M-A	FT M-A	Rebounds OR DR TOT	Fouls PF FD	TP	AS	TO	ST	Blocks BS BA	+/-	Shooting By Period				
52	Moustapha Thiam	C 18:39	1-5	0-3	2-2	0 1 1	2 1	4	0	2	0	1 0	-25	1st	FG%	7-34	20.6%	
0	Jordan Ivy-Curry	G 18:42	1-5	1-2	2-2	0 1 1	0 0	5	0	1	0	0 0	-17	3PT%	5-16	31.3%		
3	Darius Johnson	G 25:51	1-8	1-6	0-0	0 4 4	1 2	3	2	5	3	1 1	-31	2nd	FG%	6-6	100%	
4	Keyshawn Hall	G 29:08	4-17	2-8	2-2	2 4 6	1 2	12	1	0	3	1 5	-32	1st	FG%	7-34	20.6%	
24	Jaylin Sellers	G 21:03	1-4	0-1	2-2	1 1 2	1 1	4	1	2	0	0 1	-28	3PT%	2-14	14.3%		
6	Dallan "Deebo" Coleman	16:45	3-4	3-3	0-0	0 1 1	0 1	9	0	1	1	0 1	-19	2nd	FG%	7-12	58.3%	
35	Rokas Jocius	12:00	0-4	0-1	0-0	0 0 0	2 0	0	0	0	0	1 1	-17	3PT%	1-13	7.7%		
5	Benny Williams	15:41	0-5	0-1	0-1	1 2 3	1 2	0	3	0	0	1 1	-21	GM FG%	14-68	20.6%		
1	Mikoy Williams	11:48	1-4	0-1	0-0	0 0 0	1 1	2	2	1	0	0 0	-14	3PT%	7-30	23.3%		
7	Dior Johnson	06:41	2-5	0-0	2-2	0 1 1	0 1	6	0	0	0	0 1	-12	FT%	13-18	72.2%		
2	JJ Taylor	12:56	0-4	0-2	3-7	1 2 3	0 3	3	1	1	0	0 1	-23	Dead Ball Rebounds: 5				
15	Tyler Hendricks	05:23	0-2	0-1	0-0	0 1 1	0 0	0	0	0	0	2 0	-8					
22	Nils Machowski	05:23	0-1	0-1	0-0	0 2 2	0 0	0	0	0	0	0 0	-8					
Team						7 0 7		0	1									
Totals			14-68	7-30	13-18	12 20 32	9 14	48	10	14	7	7 12	-51	Technical Fouls:Coach 1 1st 14:00				

Shooting By Period		
1 <sup>st</sup> FG%	7-34	20.6%
3PT%	5-16	31.3%
FT%	6-6	100%
2 <sup>nd</sup> FG%	7-34	20.6%
3PT%	2-14	14.3%
FT%	7-12	58.3%
GM FG%	14-68	20.6%
3PT%	7-30	23.3%
FT%	13-18	72.2%
Dead Ball Rebounds: 5, 1		

		KAN	UCF			KAN	UCF			KAN	UCF
Biggest lead		51 (2 <sup>nd</sup> 1:44)	0 (1 <sup>st</sup> 20:00)	Points from Turnovers		18	3	Period by Period Scoring		1st	2nd
Best Scoring Run		13 (2 <sup>nd</sup> 7:14)	4 (2 <sup>nd</sup> 9:14)	Paint		62	10			44	55
Lead Changes		0		Second Chance		37	16			25	23
Times Tied		0		Fast Breaks		9	9				
Time with Lead		39:26	00:00	Bench		42	20				

Kansas - 74		Record: 11-3 (2-1)																
NO.	Name	Min	FG M-A	3P M-A	FT M-A	Rebounds OR DR TOT	Fouls PF FD	TP	AS	TO	ST	Blocks BS BA	+/-	Shooting By Period				
24	KJ Adams	F 32:09	2-6	0-0	2-2	4 3 7	1 2	6	3	1	2	0 1	16	1 <sup>st</sup> FG%	14-30	46.7%		
1	Hunter Dickinson	C 33:45	5-15	0-1	5-5	4 8 12	2 5	15	2	3	3	1 1	17	3P%	4-12	33.3%		
0	Shakeel Moore	G 21:51	3-5	0-2	2-2	0 1 1	1 1	8	1	0	2	0 0	25	FT%	4-4	100%		
3	Dajuan Harris Jr.	G 32:29	3-7	1-4	2-2	1 2 3	2 2	9	7	0	3	1 0	13	1 <sup>st</sup> FG%	13-32	40.6%		
5	Zeke Mayo	G 32:07	8-14	5-8	2-2	0 5 5	0 1	23	0	4	1	0 1	11	3P%	3-11	27.3%		
6	Rylan Griffen	18:18	4-9	1-4	0-0	1 2 3	1 3	9	1	1	1	0 0	8	FT%	9-9	100%		
40	Flory Bidunga	14:06	2-2	0-0	0-0	1 2 3	5 0	4	0	0	0	1 0	5	GM FG%	27-62	43.5%		
8	David Coit	12:10	0-3	0-3	0-0	0 1 1	1 0	0	1	1	0	0 0	7	3P%	7-23	30.4%		
2	AJ Storr	03:05	0-1	0-1	0-0	0 1 1	1 0	0	0	2	0	0 0	-7	FT%	13-13	100.0%		
Team						3 0 3		0	0					Dead Ball Rebounds: 0				
Totals			27-62	7-23	13-13	14 25 39	14 14	74	15	12	13	5 3	19					
Technical Fouls:NONE																		

		ASU	KAN			Points from Turnovers	ASU	KAN			Period by Period Scoring
Biggest lead		6 (1 <sup>st</sup> 4:37)	21 (2 <sup>nd</sup> 0:48)	Turnovers		9	22			1st	2nd
Best Scoring Run		8 (1 <sup>st</sup> 13:00)	11 (2 <sup>nd</sup> 14:31)	Paint		26	30			ASU	42
Lead Changes		12		Second Chance		9	13				55
Times Tied		5		Fast Breaks		9	18			KAN	36
Time with Lead		13:51	23:38	Bench		2	13				38

## BOX SCORES

17

## Jan. 18, 2025 | Lawrence, Kan. | Allen Fieldhouse (15,300)

Kansas St. - 74

Kansas St. - 74			Record: 7-10 (1-5)														
NO.	Name	Min	FG M-A	3P M-A	FT M-A	Rebounds OR DR	Fouls PF FO	TO	AS	TO	ST	Blocks BS BA	+/-				
1	David N'Guessan	F 20:17	5-7	0-1	3-4	3	2	5	2	13	0	2	0	1	-22		
33	Coleman Hawkins	F 40:00	5-14	1-7	4-6	2	5	7	3	5	15	10	1	1	-10		
0	Dug McDaniel	G 36:27	4-11	0-1	1-2	0	2	2	1	1	9	4	0	1	2		
2	Max Jones	G 31:35	3-9	2-7	3-4	2	3	5	4	2	11	2	0	1	0		
1	Brendan Hausen	G 21:02	2-6	1-5	2-2	0	2	2	1	2	7	0	0	0	-17		
3	CJ Jones	13:03	2-4	0-2	0-0	0	0	0	1	0	4	2	0	0	0		
10	David Castillo	22:56	2-4	2-3	0-0	0	0	0	3	1	6	1	0	0	0		
34	Ugonna Onyenso	14:40	4-4	0-0	1-1	0	2	2	1	1	9	0	0	2	0		
Team								2	0	2					0	2	
Totals			27:59	6-26	14-19	9	16	25	17	13	74	19	5	5	1	4	-10

Shooting By Period

1<sup>st</sup> FG% 13.29 44.8%

3PT% 2.15 13.3%

FT% 1-2 50%

2<sup>nd</sup> FG% 14.30 46.7%

3PT% 4.11 36.4%

FT% 13.17 76.5%

GM FG% 27.59 45.8%

3PT% 6.26 23.1%

FT% 14.29 73.7%

Dead Ball Rebounds: 5, 0

Kansas - 84

Kansas - 84			Record: 13-4 (4-2)														
NO.	Name	Min	FG M-A	3P M-A	FT M-A	Rebounds OR DR	Fouls PF FF	TP	AS	TO	ST	Blocks BS BA	+/-	Shooting By Period			
40	Flory Bidunga	F 25:28	2-3	0-0	2-2	3 6	9 4	3	6	2	2	0	1	10	1 <sup>st</sup> FG% 16:34 47.1%		
1	Hunter Dickinson	C 34:13	12-19	0-0	1-1	3 3	8 5	3	1	25	3	0	1	19	3PT% 5:13 38.5%		
0	Shakel Moore	G 30:59	1-3	0-1	4-6	1 2	3 1	3	6	2	2	0	0	6	FT% 2-4 50%		
3	Dajuan Harris Jr.	G 35:37	6-9	1-2	2-2	1 5	5 1	2	15	5	1	0	2	16	2 <sup>nd</sup> FG% 15:22 68.2%		
5	Zeke Mayo	G 36:09	7-13	4-7	6-8	1 4	5 5	3	24	3	1	0	0	15	3PT% 1-3 33.3%		
2	AJ Storr	F 17:20	3-6	1-3	0-0	1 0	1 1	1	7	0	0	1	0	-11	FT% 14:17 82.4%		
6	Rylan Griffen	F 12:15	0-0	0-0	0-0	1 0	1 0	0	0	1	1	0	0	-2	GM FG% 31:56 55.4%		
4	Rakease Passmore	05:03	0-2	0-2	1-2	1 0	0 1	1	1	0	0	0	0	-1	3PT% 6-16 37.5%		
8	David Colt	02:56	0-1	0-1	0-0	1 0	0 0	0	0	0	0	0	0	-5	FT% 16:21 76.2%		
Team						1 1 2			0	1	0				Dead Ball Rebounds: 2, 0		
Totals			31-56	6-16	16-21	12 23	35	13	17	84	16	10	1	4	10		

	KSU	KAN	Points from	KSU	KAN	Period by Period Scoring			
Biggest lead	0 (1 <sup>st</sup> 20:00)	16 (1 <sup>st</sup> 13:04)	Turnovers	13	5		1st	2nd	TOT
Best Scoring Run	9(1 <sup>st</sup> 2:45)	14(1 <sup>st</sup> 16:00)	Paint	34	46				
Lead Changes			Second Chance	8	17	KSU	29	45	74
Times Tied		0	Fast Breaks	6	6				
Time with Lead	00:00	39:14	Bench	19	8	KAN	39	45	84

19

## Jan. 25, 2025 | Lawrence, Kan. | Allen Fieldhouse (15,300)

Houston - 92

Houston - 92			Record: 16-3 (8-0)																		
NO.	Name	Min	FG M-A	3P M-A	FT M-A	Rebounds DR	Fouls PF	TP	AS	TO	ST	Blocks B	+/-	Shooting By Period							
11	Joseph Tugler	F 35:37	4-4	0-0	1-2	2	5	7	2	1	9	0	1	0	0	1 <sup>st</sup> FG%	12-29	41.4%			
13	J'Wan Roberts	F 46:28	10-21	0-0	4-9	4	5	9	4	8	24	5	1	1	0	3 <sup>PT</sup>	3-12	25.0%			
4	Li Cryer	G 48:00	2-12	1-8	4-6	3	3	4	3	9	3	2	0	0	0	FT%	4-4	100%			
7	Milos Uzan	G 41:20	6-11	2-4	3-5	0	9	9	4	3	17	9	0	1	0	2 <sup>nd</sup> FG%	15-28	53.6%			
21	Emanuel Sharp	G 25:37	2-8	2-7	2-2	0	3	3	2	1	8	0	0	2	0	3 <sup>PT</sup>	1-5	20.0%			
23	Terrance Arceneaux	15:07	1-3	1-3	0-0	1	2	3	1	0	3	0	0	0	0	FT%	4-13	30.8%			
5	Ja'Vier Francis	14:26	2-3	0-0	0-1	1	1	2	1	0	4	0	0	1	0	OT FG%	8-16	50.0%			
8	Mylik Wilson	23:24	8-11	2-3	0-0	3	3	6	3	0	18	0	1	0	0	3 <sup>PT</sup>	4-8	50.0%			
Team						1	0	1	0	0	0	0	0	0	0	FT%	6-8	75%			
Totals			35-73	8-25	14-25	12	31	43	22	17	92	17	5	5	0	GM FG%	35-73	47.9%			
																3 <sup>PT</sup>	8-25	32.0%			
																FT%	14-25	56.0%			
Technical Fouls: NONE																					

Kansas - 86

Kansas - 86		Record: 14-5 (5-3)														
NO.	Name	M	FG M-A	3P M-A	FT M-A	Rebounds OR DR TOT	Fouls PF F	TP	AS	TO	ST	Blocks BS BA	+/-	Shooting By Period		
40	Flory Bidlunga	F	36:18	7-10	0-0	5-7	3 4 7	5	19	2	1	1	0	2	8	1 <sup>st</sup> FG% 15.31 48.4%
1	Hunter Dickinson	C	44:57	6-11	0-1	5-5	1 7 8	3	4	17	2	1	0	1	-9	3 <sup>PT</sup> 5% 31.53 38.5%
8	Shakeel Moore	G	18:37	3-7	1-3	0-0	1 2 3	2	1	7	0	1	0	0	-3	FT% 3-7 42.9%
3	Dajuan Harris Jr.	G	45:38	3-7	2-3	0-2	2 3 5	2	1	8	12	1	2	0	-7	2 <sup>nd</sup> FG% 9.22 40.0%
5	Zeke Mayo	G	43:56	6-17	1-8	3-6	1 8 9	1	4	16	1	3	0	1	-17	3 <sup>PT</sup> 2% 29.2%
2	AJ Storr	J	17:59	0-6	0-3	0-4	0 1 1	2	3	0	1	1	0	0	-7	FT% 8-9 88.9%
6	Rylan Griffen	F	31:23	5-7	5-6	2-4	2 5 7	2	3	17	1	2	0	0	-3	OT FG% 6-13 46.2%
8	David Coit	T	11:12	0-1	0-1	2-2	0 3 3	0	1	2	1	0	0	0	8	3 <sup>PT</sup> 2% 66.7%
Team							1 1 2		0	2						FT% 6-14 42.9%
Totals				30-66	9-25	17-30	11 34 45	17 22	86	20	12	4	0	5	-6	GM FG% 30-66 45.5%
															3 <sup>PT</sup> 9% 32.6%	
															FT% 17-30 56.7%	
Technical Fouls: NONE																

	HOU	KAN	Points from	HOU	KAN	Period by Period Scoring				
<b>Biggest lead</b>	8 (2 <sup>nd</sup> OT 0:23)	10 (1 <sup>st</sup> 7:24)	<b>Turnovers</b>	17	8					
<b>Best Scoring Run</b>	13 (2 <sup>nd</sup> 13:55)	11 (1 <sup>st</sup> 7:24)	<b>Paint</b>	36	38					
<b>Lead Changes</b>	11		<b>Second Chance</b>	4	13	HOU	31	35	13	92
<b>Times Tied</b>	9		<b>Fast Breaks</b>	8	8	KAN	38	28	13	86
<b>Time with Lead</b>	12:11	31:11	<b>Bench</b>	25	19					

18

Jan. 22, 2025 | Fort Worth, Texas | Schollmaier Arena (6,055)

Kansas - 74

Kansas - 74			Record: 14-4 (5-2)														
NO.	Name	Min	FG M-A	3P M-A	FT M-A	Rebounds OR DR TOT	Fouls PF FO	TP	AS	TS	ST	Blocks BS BA	+/-				
40	Flory Budinga	F 24:58	4-5	0-0	2-2	3 7 10	2 2 0	10	1	1	1	4	27				
1	Hunter Dickinson	C 33:16	7-10	0-0	2-2	7 7 9	4 2	16	4	2	0	0	0				
0	Shakeel Moore	G 24:06	4-7	3-4	0-0	2 2 2	1 0	11	2	1	2	0	12				
0	Duncan Harris Jr.	G 35:06	1-6	0-2	1-2	0 2 2	2 2 3	7	5	1	0	1	15				
5	Zeke Mayo	G 31:42	6-9	1-3	0-0	2 2 2	2 0	13	2	4	0	0	7				
2	Al Storr	21:46	1-3	0-2	0-0	2 4 6	2 1	12	1	3	3	0	-1				
6	Rylan Griffen	19:43	1-6	1-5	1-2	1 0 1	1 2	4	2	1	0	0	0				
8	David Coit	09:23	1-1	1-1	2-2	0 0 0	2 1	5	2	0	0	0	4				
Team						1 0 1				0							
Totals			30-54	6-17	8-10	9 24 33	16 10	74	21	17	7	4	2 13				

Shooting By Period

1 <sup>st</sup> FG%	13-26	50.0%
3PT%	1-7	14.3%
FT%	6-7	85.7%

2<sup>nd</sup> FG%

17-28	60.7%	
3PT%	5-10	50.0%
FT%	2-3	66.7%

GM FG%

30-54	55.6%	
3PT%	6-17	35.3%
FT%	8-10	80.0%

Dead Ball Rebounds: 2

TCU-61

TCU - 61			Record: 10-8 (3-4)																
NO.	Name		Min	FG M-A	3P M-A	FT O-R	Rebounds DR TR	Fouls PF FT	TP	AS	ST	Blocks BS BA	+/-	Shooting By Period					
13	Trazarian White	F	26:21	4-9	1-4	0-1	3 4	2 4	9	1	2	0	0	-16	1 <sup>st</sup>	FG%	15.35	42.9%	
15	Danid Punch	F	13:38	1-3	1-2	0-0	0 0	0 0	1	3	0	1	0	-7		FT%	2-5	40.0%	
8	Ernest Udel Jr.	C	34:09	2-6	0-0	3-3	5 8	1 2	7	2	2	5	0	-13	2 <sup>nd</sup>	FG%	10-31	32.3%	
3	Vasean Allette	G	32:15	6-12	0-2	1-2	0 2	2 1	11	13	3	2	0	-22		3 <sup>rd</sup>	FT%	2-12	16.7%
21	Noah Reynolds	G	27:53	6-14	2-5	0-0	0 0	3 0	14	2	1	0	2	-9		3 <sup>rd</sup>	FT%	4-7	57.1%
0	Brendan Wenzel		31:30	4-14	1-8	2-4	0 1	1 0	2	11	1	2	1	0	1	GM	FT%	25-66	37.9%
5	Micah Robinson		17:16	2-3	0-1	0-0	3 1	4 0	2	4	0	1	0	-6		3 <sup>rd</sup>	FT%	5-24	20.8%
41	Jace Posey		08:40	0-4	0-1	0-0	3 2	5 3	0	0	1	0	0	8		FT	6-12	50.0%	
32	Malick Diallo		05:51	0-0	0-0	0-2	2 1	3 0	3	0	0	0	1	0	0	Dead Ball Rebounds: 5, 0			
1	Isaiah Manning		02:27	0-1	0-1	0-0	0 0	0 0	1	0	0	0	0	-1					
Team							2 2 4		0	2									

	KAN	TCU		KAN	TCU		Technical Fouls: White 2		
Biggest lead	13 (2 <sup>nd</sup> : 2-36)	14 (1 <sup>st</sup> : 9-51)	Points from Turnovers	13	18		Period by Period Scoring		
Best Scoring Run	8 (8 <sup>th</sup> : 7-54)	8 (1 <sup>st</sup> : 15-13)	Paint	38	28		1st	2nd	TOT
Lead Changes	6		Second Chance	14	15	KAN	33	41	74
Times Tied	2		Fast Breaks	14	5				
Time with Lead	19:42	17:55	Bench	21	15	TCU	35	26	61

20

## Jan. 28, 2025 | Lawrence, Kan. | Allen Fieldhouse (15,300)

UCF - 87

UCF - 87

Record: 13-7 (4-5)

No.	Name		M	FG	3P	FT	Rebounds	Fouls	TP	AS	TO	ST	Blocks	+/-	
			Min	%	M-A	%	OR DR	PF					BS BA		
52	Moustapha Thiam	C	26:40	8-17	1-5	0-0	4 1	5	4	1	17	0	0	1	-2
0	Jordan Ivy-Curry	G	33:05	4-10	2-5	0-0	1 6	7	3	0	10	8	1	1	1
3	Darius Johnson	G	37:14	6-15	5-8	2-4	2 1	3	3	6	19	5	2	4	0
4	Keyshawn Hall	G	38:55	9-19	5-7	11-21	2 5	7	2	7	34	3	3	1	-3
6	Dallan "Deebo" Coleman	G	36:52	1-7	1-7	2-2	2 5	7	2	2	5	3	0	1	-7
5	Benny Williams		07:18	0-2	0-1	0-0	0 1	1	2	0	0	1	0	1	8
1	Mikey Williams		06:55	1-3	0-2	0-0	0 1	1	1	2	0	0	2	0	-4
7	Dior Johnson		04:32	0-1	0-1	0-0	0 0	0	0	0	0	0	0	0	-4
35	Rokas Jocius		06:02	0-1	0-0	0-0	0 1	2	0	0	0	0	0	0	-4
22	Nils Machowski		02:27	0-0	0-0	0-0	0 1	1	1	0	0	0	1	0	0
Team							1 1	2		0	0				

Shooting By Period

1<sup>st</sup>

FG%

15.40    37.5%

3<sup>PT</sup>

9-24

37.5%

FT%

4-5

80%

2<sup>nd</sup>

FG%

14.35    40.0%

3<sup>PT</sup>

5-12

41.7%

FT%

11-12

91.7%

GM FG%

29.75

38.7%

3<sup>PT</sup>

14.36

38.9%

FT%

15-17

88.2%

Dead Ball Rebounds: 2.0

Totals
--------

Totals		Technical Fouls: NONE															
		2-7	1-3	1-7	1-17	1-23	3-0	2-0	0-1	0-1	1-1	1-1	1-1	1-1	1-1	1-1	
Kansas - 91																	
		Record: 15-5 (6-3)															
NO.	Name	M	FG	3P	FT	Rebounds	Fouls	TP	AS	TO	ST	Blocks	+/-	Shooting By Period			
			%	%	%	O R T	P F D					B S A		1st	2nd	3rd	4th
40	Flory Bidunga	F	28:53	4-5	0-0	2-2	5 6 11	3	2	10	2	1	2	5	0	44.4%	
	Hunter Dickinson	C	33:40	7-17	0-0	10-12	4 3 7	2	8	24	0	0	1	2	0	82.5%	
	Shakeel Moore	G	12:10	0-0	0-0	0	0 1 1	1	2	0	2	1	0	0	0	-3	
	Zekie Mayo	G	37:54	8-20	6-10	2-2	3 6 9	1	2	24	5	4	0	0	0	8	
	Rylan Griffen	G	25:57	2-5	0-2	0	0 4 4	4	2	4	2	1	1	0	1	6	
	David Colt		27:36	4-8	0-0	0	4 4 4	1	12	1	2	1	0	0	0	6	
24	KJ Adams		25:54	3-6	0-0	0	0 5 3	1	10	1	0	0	0	0	1	0	
	Passmore		00:00	0-0	0-0	0	0 0 0	0	0	0	1	0	0	0	0	-4	
2	AJ Storr		07:23	0-3	0-1	5-6	1 2 3	0	3	5	0	2	0	0	0	0	
Team:						1	2 4		0	2							
														Dead Ball Rebounds: 2			

Totals	28-64	10-21	25-29	15	33	48	16	20	91	14	12	6	7	1	4
--------	-------	-------	-------	----	----	----	----	----	----	----	----	---	---	---	---

Technical Fouls: NONE

	UCF	KAN	Points from		UCF	KAN	Period by Period Scoring			
Biggest lead	9 (2 <sup>nd</sup> 16:50)	6 (1 <sup>st</sup> 16:03)	Turnovers	9	11		1st	2nd	TOT	
Best Scoring Run	9 (1 <sup>st</sup> 11:55)	7 (1 <sup>st</sup> 17:24)	Paint	18	34	UCF	43	44	87	
Lead Changes	12		Second Chance	13	18					
Times Tied	8		Fast Breaks	8	10	KAN	41	50	91	
Time with Lead	21:38	14:07	Bench	2	29					

## BOX SCORES

## 21 AT RV/RV BAYLOR 80, #11/11 KANSAS 70

Feb. 1, 2025 | Waco, Texas | Foster Pavilion (7,500)

Kansas - 70													Record: 15-6 (6-4)												
NO.	Name	Min	FG	3P	FT	Rebounds	Fouls	TP	AS	TO	ST	Blocks	+/-												
			M-A	M-A	M-A	OR DR TOT	PF FD					BS BA													
40	Flory Bidunga	F 14:41	1-1	0-0	0-0	0 0 0	2 0	2	0	1	1	1	0	3											
1	Hunter Dickinson	C 30:51	8-15	0-0	4-5	2 3 5	5 5	20	0	1	1	1	0	-15											
0	Shakeel Moore	G 10:07	0-1	0-1	0-0	0 2 2	0 0	0	0	1	0	0	0	-5											
3	Dajuan Harris Jr.	G 33:07	4-9	0-3	4-7	0 2 2	1 5	12	8	3	2	1	0	-17											
5	Zeke Mayo	G 31:54	3-9	2-7	0-0	0 5 5	1 3	8	3	2	0	0	0	-13											
24	KJ Adams	30:15	2-5	0-0	2-3	3 3 6	3 2	6	1	4	1	1	0	-5											
6	Rylan Griffen	22:48	4-8	2-4	1-2	0 2 2	3 2	11	2	2	0	0	0	-11											
8	David Colt	20:12	3-8	2-7	0-0	0 2 2	3 0	8	0	0	1	0	0	10											
2	AJ Storr	06:05	1-1	0-0	1-2	0 1 1	1 1	3	0	0	0	0	0	-2											
Team						0 2 2				0															
Totals			26-57	6-22	12-19	5 22 27	19 18	70	14	14	6	4	1	-11											

Shooting By Period									
1 <sup>st</sup>	FG%	15-26	57.7%						
3 <sup>PT</sup>	4-10	40.0%							
FT%	6-9	66.7%							
2 <sup>nd</sup>	FG%	11-31	35.5%						
3 <sup>PT</sup>	2-12	16.7%							
FT%	6-10	60%							
GM FG%	26-57	45.6%							
3 <sup>PT</sup>	6-22	27.3%							
FT%	12-19	63.2%							
Dead Ball Rebounds: 3.1									

Technical Fouls: NONE

Baylor - 81			Record: 14-7 (6-4)																	
NO.	Name	Min	FG M-A	3P M-A	FT M-A	Rebounds OR DR TOT	Fouls PF FD	TP	AS	TO	ST	Blocks BS BA	+/-	Shooting By Period						
15	Norchad Omier	F 33:14	2-8	1-4	13-14	4 12 16	4 7	18	0	4	1	1	1	10	1st FG%	8-29	27.6%			
17	Josh Ojjanwuna	F 30:16	4-5	0-0	3-4	3 6 9	4 2	11	1	4	0	0	0	21	3PT%	1-10	10.0%			
1	Robert Wright	G 37:17	9-16	0-1	6-6	0 2 2	1 4	24	6	3	2	0	2	15	FT%	4-6	66.7%			
2	Jayden Nunn	G 35:41	1-8	0-3	0-0	1 3 4	5 2	2	2	0	1	0	1	16	2nd FG%	17-29	58.6%			
7	V.J. Edgcombe	G 24:44	5-10	1-2	3-4	2 3 5	1 4	14	1	1	2	0	0	-4	3PT%	5-10	50.0%			
32	Jalen Celestine	30:44	4-9	4-8	0-0	0 3 3	0 0	12	0	3	0	0	0	5	FT%	21-22	95.5%			
5	Jason Asemola	08:04	0-2	0-2	0-0	0 0 0	3 0	0	1	0	0	0	0	-8	GM FG%	25-58	43.1%			
															3PT%	6-20	30.0%			
															FT%	25-28	89.3%			
Team						1 0 1						0 2								
Totals			25-58			6-20			25-28			11 29 40			18 19			81 11 17 6 1 4 11		
Final Ball Rebounds: 21																				

Technical Fouls: NONE

		KAN	BAY										
Biggest lead		21 (1 <sup>st</sup> 1:28)	11 (2 <sup>nd</sup> 0:40)	Points from Turnovers		11	24	Period by Period Scoring		1st	2nd	TOT	
Best Scoring Run		11 (1 <sup>st</sup> 9:14)	17 (2 <sup>nd</sup> 2:21)	Paint		34	36			KAN	40	30	70
Lead Changes		7		Second Chance		11	14			BAY	21	60	81
Times Tied		4		Fast Breaks		4	15						
Time with Lead		32:07	06:39	Bench		28	12						

## 22 AT 16/17 KANSAS 69, #8/8 IOWA STATE 52

Feb. 3, 2025 | Lawrence, Kan. | Allen Fieldhouse (15,300)

Iowa St. - 52			Record: 17-5 (7-4)														
NO.	Name	Min	FG M-A	3P M-A	FT M-A	Rebounds OR DR TOT	Fouls PF FD	TP	AS	TO	ST	Blocks BS BA	+/-	Shooting By Period			
2	Joshua Jefferson	F 28:44	3-13	0-3	5-6	3 3 6	3 4	11	3	2	2	2	-11	1 <sup>st</sup> FG%	8-34	23.5%	
1	Dishon Jackson	C 30:07	3-8	0-0	3-7	4 5 9	2 5	9	1	0	0	2	-1	3 <sup>rd</sup> T%	1-12	8.3%	
3	Tamin Lipsey	G 34:21	5-13	1-6	0-0	1 2 3	1 0	11	0	1	0	0	-21	FT%	2-6	33.3%	
5	Curtis Jones	G 34:56	3-11	1-7	0-0	1 5 6	0 1	7	1	0	1	1	-11	2 <sup>nd</sup> FG%	11-28	39.3%	
10	Keshon Gilbert	G 32:56	5-16	1-5	0-2	1 0 1	1 1	11	0	2	3	0	-18	3 <sup>rd</sup> T%	2-9	22.2%	
33	Brandon Chatfield	07:59	0-0	0-0	0-0	1 1 2	1 1	0	0	0	0	1	-15	FT%	9-14	64.3%	
4	Demario Watson	14:00	0-0	0-0	2-2	2 4 6	4 1	2	0	0	0	1	-6	GM FG%	19-62	30.6%	
0	Nate Heise	15:27	0-1	0-0	0-0	1 1 2	0 0	0	1	0	2	0	-2	3 <sup>rd</sup> T%	3-21	14.3%	
15	Nojus Indrusaitis	01:30	0-0	0-0	1-3	0 0 0	0 1	1	0	0	0	0	0	FT%	11-20	55.0%	
Team						3 0 3		0	2					Dead Ball Rebounds: 6.0			
Totals			19-62	3-21	11-20	17 21 38	12 14	52	6	7	8	8	9	-17	Technical Fouls: 9		

Technical Fouls: NONE

Kansas - 69			Record: 16-6 (7-4)														
NO.	Name	Min	FG M-A	3P M-A	FT M-A	Rebounds OR DR TOT	Fouls PF FD	TP	AS	TO	ST	Blocks BS BA	+/-	Shooting By Period			
24	KJ Adams	F 32:24	2-6	0-0	2-2	2 1 3	3 2	6	5	1	1	0	2	8	1st	FG%	12-25 48.0%
	Hunter Dickinson	C 32:59	7-12	0-1	0-1	3 6 9	3 1	14	1	2	0	4	1	20		3PT%	5-11 45.5%
3	Dajuan Harris Jr.	G 35:19	4-6	0-0	4-4	0 4 4	3 3	12	4	2	1	0	2	13		FT%	6-9 66.7%
5	Zeke Mayo	G 33:34	6-13	5-6	0-0	0 8 8	2 1	17	3	3	0	0	1	12	2nd	FG%	14-30 46.7%
6	Rylan Griffen	G 22:54	2-6	1-5	0-0	0 0 0	2 0	5	1	1	0	0	0	1		3PT%	4-7 57.1%
40	Flory Bidunga	14:37	1-2	0-0	2-4	3 1 4	1 4	4	0	1	1	4	1	6		FT%	2-2 100%
2	AJ Storr	17:06	3-9	2-5	0-0	1 2 3	0 1	8	0	0	0	0	1	16	GM	FG%	26-55 47.3%
8	David Colt	08:49	0-0	0-0	0-0	0 1 1	0 0	0	3	1	0	0	0	7		3PT%	9-18 50.0%
0	Shakeel Moore	02:18	1-1	1-1	0-0	0 0 0	0 0	0	3	1	0	1	0	2		FT%	8-11 72.7%
Team						1 6 7				0				Dead Ball Rebounds: 1,0			
Totals			26-55	9-18	8-11	10 29 39	14 12	69	17	13	3	9	8	17	Technical Fouls: NONE		



2024-25 KANSAS MEN’S BASKETBALL

BOX SCORES

25

AT UTAH 74, #17/20 KANSAS 67

Feb. 15, 2025 | Salt Lake City, Utah | Jon M. Huntsman Center (11,056)

#17 Kansas - 67		Record: 17-8 (8-6)																	
NO.	Name	Min	FG M-A	3P M-A	FT M-A	Rebounds OR DR TOT	Fouls PF FD	TP	AS	TO	ST	Blocks BS BA	+/-						
24	KJ Adams	F 26:22	2-3	0-0	0-0	0	3	3	5	1	4	2	0	1	0	0	0	-7	
1	Hunter Dickinson	C 28:51	4-12	1-2	3-4	1	6	7	4	7	12	3	1	0	4	0	-1		
3	Dajuan Harris Jr.	G 37:16	6-12	2-4	0-0	1	3	4	0	1	14	4	3	0	0	1	-5		
5	Zeke Mayo	G 34:49	4-9	2-6	5-6	0	6	6	1	4	15	3	2	1	0	0	-9		
6	Rylan Griffen	G 14:36	2-5	2-4	0-0	0	1	1	4	0	6	1	2	0	0	0	-15		
2	AJ Storr	11:52	1-4	1-2	0-0	1	0	1	1	0	3	0	0	0	0	0	-1		
40	Flory Bidunga	20:16	2-4	0-0	4-7	1	3	4	2	5	8	1	0	1	1	0	-3		
8	David Coit	11:40	1-4	1-4	0-0	0	1	1	1	0	3	0	1	0	0	0	0		
0	Shakeel Moore	13:49	0-2	0-2	2-2	0	2	2	0	1	2	1	1	1	0	0	6		
4	Rakease Passmore	00:29	0-0	0-0	0-1	0	1	1	0	1	0	0	0	0	0	0	0		
Team						2	4	6			0		2						
Totals			22-55	9-24	14-20	6	30	36	19	20	67	15	12	4	5	1	-7		
Technical Fouls:Coach 2 <sup>nd</sup> 11:37																			

Utah - 74		Record: 14-11 (6-8)																	
NO.	Name	Min	FG M-A	3P M-A	FT M-A	Rebounds OR DR TOT	Fouls PF FD	TP	AS	TO	ST	Blocks BS BA	+/-						
2	Ezra Ausar	F 28:54	4-9	0-1	4-6	3	5	8	2	5	12	0	1	0	0	2	11		
10	Jake Wahlin	F 31:55	3-7	2-4	2-2	3	9	12	3	1	10	3	1	1	0	0	8		
34	Lawson Lovering	C 24:56	1-6	0-0	1-9	3	0	6	3	6	3	4	1	1	0	1	8		
25	Mike Sharavjams	G 30:02	3-12	2-10	1-2	2	0	2	3	1	9	3	1	1	1	0	8		
55	Gabe Madsen	G 32:08	7-18	5-13	5-5	0	3	4	3	24	1	1	2	0	0	0	9		
8	Keanu Dawes	17:16	0-1	0-1	2-2	2	8	10	1	1	2	1	0	1	0	0	-5		
32	Zach Keller	01:47	0-0	0-0	0-0	0	0	0	1	0	0	0	0	0	0	0	-1		
0	Hunter Erickson	11:31	1-3	1-3	2-2	0	0	0	1	1	5	2	0	0	0	0	-2		
1	Miro Little	09:58	2-3	1-2	0-0	0	0	0	0	0	5	2	1	0	0	0	-1		
11	Caleb Lohner	11:30	2-4	0-0	0-0	1	0	1	2	4	0	0	1	1	0	2	-1		
45	Mason Madsen	00:03	0-0	0-0	0-0	0	0	0	0	0	0	0	0	0	0	0	1		
Team						2	2	4			0		0						
Totals			23-63	11-34	17-28	16	30	46	20	18	74	16	7	7	1	5	7		
Technical Fouls:NONE																			

		KAN	Utah																
Biggest lead		0 (1 <sup>st</sup> 20:00)	11 (1 <sup>st</sup> 7:07)	Points from Turnovers		KAN	Utah	Period by Period Scoring											
Best Scoring Run		11 (1 <sup>st</sup> 2:13)	7 (2 <sup>nd</sup> 1:58)	Paint		22	24	1st		2nd		TOT							
Lead Changes		0		Second Chance		9	14	KAN		37		30		67					
Times Tied		4		Fast Breaks		2	6	Utah		39		35		74					
Time with Lead		00:00	37:14	Bench		16	16												

26

AT BYU 91, #23/25 KANSAS 57

Feb. 18, 2025 | Provo, Utah | Marriott Center (17,978)

Kansas - 57		Record: 17-9 (8-7)																	
NO.	Name	Min	FG M-A	3P M-A	FT M-A	Rebounds OR DR TOT	Fouls PF FD	TP	AS	TO	ST	Blocks BS BA	+/-						
24	KJ Adams	F 25:28	2-5	0-0	0-0	0	2	2	2	0	4	2	2	0	0	1	-29		
40	Flory Bidunga	F 20:48	1-2	0-0	0-0	1	2	3	2	2	2	0	0	0	1	0	-5		
1	Hunter Dickinson	C 28:39	5-13	1-4	1-2	3	11	14	0	2	12	2	2	0	0	0	-39		
3	Dajuan Harris Jr.	G 31:16	1-7	0-5	0-0	0	4	4	0	1	2	7	3	1	1	0	-26		
5	Zeke Mayo	G 22:37	2-9	2-7	0-0	0	3	3	3	1	6	1	2	1	0	0	-29		
2	AJ Storr	18:02	1-5	1-4	0-0	1	0	1	0	0	3	0	4	0	0	1	-12		
6	Rylan Griffen	13:30	3-8	2-5	1-2	0	0	0	0	2	9	1	0	0	1	0	-4		
8	David Coit	13:42	4-7	3-6	0-0	0	0	0	1	0	11	0	0	0	0	0	-13		
0	Shakeel Moore	14:27	3-4	0-0	0-1	1	2	0	2	6	0	1	1	0	1	0	-9		
4	Rakease Passmore	11:31	1-3	0-1	0-0	0	0	0	1	0	2	1	1	1	0	0	-4		
Team						3	1	4			0		0						
Totals			23-63	9-32	2-5	9	24	33	9	10	57	14	15	4	3	3	-34		
Technical Fouls:NONE																			

BYU - 91		Record: 16-8 (9-6)																	
NO.	Name	Min	FG M-A	3P M-A	FT M-A	Rebounds OR DR TOT	Fouls PF FD	TP	AS	TO	ST	Blocks BS BA	+/-						
0	Mawot Mag	F 19:21	5-6	3-4	0-0	0	2	2	0	0	13	0	1	1	0	0	30		
13	Keba Kelta	C 19:35	5-7	0-0	0-0	2	7	9	1	0	10	1	0	2	2	0	23		
3	Egor Demin	G 23:42	2-7	1-5	2-2	0	3	3	0	1	7	5	2	1	0	0	25		
15	Richie Saunders	G 29:57	6-13	4-8	0-0	2	2	3	0	22	3	2	1	1	0	1	33		
21	Trovin Knell	G 21:59	5-11	4-7	1-2	2	6	8	1	2	15	4	0	1	0	1	32		
25	Dawson Baker	14:21	0-5	0-4	0-0	0	1	1	2	1	0	0	1	1	0	0	4		
30	Dalrin Hall	23:12	4-9	2-6	0-0	1	2	3	1	1	10	8	3	2	0	0	9		
45	Fousseyni Traore	18:17	2-3	0-0	3-4	3	0	6	0	2	7	1	1	2	0	1	11		
6	Kanon Catchings	02:09	0-0	0-0	0-0	1	1	0	0	0	0	0	0	0	0	0	-4		
5	Mihailo Boskovic	10:40	1-1	0-0	2-2	0	4	4	0	1	4	0	0	1	0	0	2		
1	Trey Stewart	11:48	0-3	0-2	1-2	0	1	1	2	1	1	1	0	2	0	1	8		
2	Elijah Crawford	03:05	1-1	0-0	0-0	0	0	0	0	0	2	1	0	0	0	0	-2		
20	Max Triplett	01:54	0-0	0-0	0-0	0	0	0	0	0	0	0	0	0	0	0	-1		
Team						1	2	3			0		0						
Totals			34-66	14-36	9-12	10	33	43	10	9	91	24	10	14	3	3	34		
Technical Fouls:NONE																			

		KU	BYU																
Biggest lead		0 (1 <sup>st</sup> 20:00)	38 (2 <sup>nd</sup> 5:42)	Points from Turnovers		KU	BYU	Period by Period Scoring											
Best Scoring Run		7 (1 <sup>st</sup> 8:41)	10 (2 <sup>nd</sup> 16:11)	Paint		22	32	1st		2nd		TOT							
Lead Changes		0		Second Chance		6	11	KAN		26		31		57					
Times Tied		0		Fast Breaks		17	20	BYU		46		45		91					
Time with Lead		00:00	39:34	Bench		31	24												

27

AT #2

## BOX SCORES

**29** **#10/10 TEXAS TECH 78 AT RV/RV KANSAS 73**  
 March 1, 2025 | Lawrence, Kan. | Allen Fieldhouse (15,300)

Texas Tech - 78			Record: 22-7 (13-5)														
NO.	Name	Min	FG	M-A	3P	FT	Rebounds		Fouls	TP	AS	TO	ST	Blocks	+/-	<div><div>Shooting By Period</div><div><div>1st FG%</div><div>3PT%</div><div>FT%</div><div>2nd FG%</div><div>3PT%</div><div>FT%</div><div>GM FG%</div><div>3PT%</div><div>FT%</div></div><div><div>18-34</div><div>52.9%</div><div>61.7%</div><div>10-28</div><div>35.7%</div><div>83.3%</div><div>28-62</div><div>45.2%</div><div>34.9%</div><div>67.5%</div></div></div>	
			M-A	M-A	OR	DR	OT	PF					BS	A			
5	Darrion Williams	F 33:00	4-10	2-6	4-4	2	7	9	2	3	14	4	1	0	0		-4
15	JT Toppin	F 22:01	9-15	2-5	1-2	2	3	5	1	21	1	0	0	0	0		0
0	Chance McMillian	G 35:52	3-9	1-7	2-2	0	3	3	0	1	9	2	3	0	0		2
3	Elijah Hawkins	G 33:39	3-8	2-7	0-0	0	3	3	2	3	8	4	2	1	0		0
24	Kerwin Walton	G 07:40	2-3	2-3	0-0	0	0	0	0	0	6	0	0	0	0		-14
1	Kevin Overton	10:11	1-5	1-5	0-0	0	0	0	0	0	3	0	1	0	1		0
4	Christian Anderson	31:51	5-11	1-5	0-0	0	4	4	2	2	15	6	0	2	0		12
33	Federiko Federiko	24:46	1-1	0-0	0-0	1	1	2	4	2	0	1	0	0	0		10
Team						1	2	3		0		0					
Totals			28-62	15-43	7-8	6	23	29	15	10	78	17	8	5	2	0	5
Technical Fouls: NONE																	

Kansas - 73		Record: 19-10 (10-8)														
NO. Name	Min	FG M-A	3P M-A	FT M-A	Rebounds OR DR TOT	Fouls PF FT	TP	AS	TO	ST	Blocks		+/-	Shooting By Period		
											BS	BA				
24 KJ Adams	F 37:29	10-12	0-0	1-1	5	8	13	1	21	3	1	0	0	0	-3	1 <sup>st</sup> FG% 15-29 51.7%
1 Hunter Dickinson	C 30:33	6-13	0-2	6-6	3	6	9	3	18	0	3	2	0	0	12	3P% 2-7 28.6%
3 Dajuan Harris Jr.	G 34:53	3-7	0-0	0-0	0	5	5	2	6	7	1	1	0	0	8	FT% 5-8 62.5%
5 Zeke Mayo	G 30:57	1-7	0-5	3-4	0	3	3	1	4	5	1	5	1	0	3	2 <sup>nd</sup> FG% 14-31 45.2%
6 Rylan Griffen	G 34:04	4-12	3-7	0-0	2	2	4	3	0	11	2	0	0	2	-2	3P% 2-11 18.2%
8 David Coit	14:10	1-4	1-4	0-0	0	0	0	0	3	0	0	0	0	0	-21	FT% 6-8 75%
40 Flory Bictnga	13:04	3-4	0-0	0-3	1	2	3	0	2	6	0	0	0	0	-17	GM FG% 29-60 48.3%
2 AJ Storr	04:51	1-1	0-0	1-2	0	0	0	1	3	0	0	0	0	0	-5	3P% 1-8 12.2%
Team					0	2	2		0	0						FT% 11-16 68.8%
Totals		29-60	4-18	11-16	11	28	39	10	15	73	13	4	0	2	-5	Dead Ball Rebounds: 2
Technical Fouls: NONE																

	TTU	KAN	Points from	TTU	KAN	Period by Period Scoring			
<b>Biggest lead</b>	14 (2 <sup>nd</sup> 19:41)	6 (1 <sup>st</sup> 16:42)	<b>Turnovers</b>	7	8				
<b>Best Scoring Run</b>	11 (1 <sup>st</sup> 13:53)	11 (2 <sup>nd</sup> 15:26)	<b>Paint</b>	20	44		1st	2nd	TOT
<b>Lead Changes</b>	7		<b>Second Chance</b>	13	14	<b>TTU</b>	48	30	78
<b>Times Tied</b>	4		<b>Fast Breaks</b>	7	9				
<b>Time with Lead</b>	34:06	03:49	<b>Bench</b>	20	12	<b>KAN</b>	37	36	73

**31 AT RV/- KANSAS 83, #24/23 ARIZONA 76**  
March 8, 2025 | Lawrence, Kan. | Allen Fieldhouse (15,300)

Arizona - 76

Record: 20-11 (14-6)

NO.	Name	Min	FG M-A	3P M-A	FT M-A	Rebounds OR DR	Fouls T	TP	AS	TO	ST	Blocks BS BA	r/-		
13	Henri Vessaar	F 16:03	2-3	0-1	1-2	1 2	3	4	1	5	0	0	2	-8	
30	Tabe Awaka	F 28:24	4-7	0-0	2-3	3 6	9	3	10	0	0	1 1	1	-4	
0	Jaden Bradley	G 38:16	7-11	0-0	7-7	1 2	3	2	21	2	2	1 1	1	-8	
1	Cale Love	G 40:00	5-12	2-4	4-4	0 1	1	1	16	3	2	0 2	1	-7	
3	Anthony Dell'Orso	G 14:16	1-1	1-1	0-0	0 0	0	0	3	1	2	0 0	0	5	
5	KJ Lewis	24:05	1-8	0-4	1-2	0 2	0	2	2	3	1	2	1	0	-15
4	Trey Townsend	26:45	5-9	3-4	0-0	1 6	7	1	10	3	2	0 0	0	1	8
9	Carter Bryant	12:11	1-4	0-2	3-3	0 2	2	2	1	5	1	0	0	1	-6
Team						1 2	3		0	0					
Totals			26-55	6-16	18-21	7 23	30	13	15	76	10	8 3	7 4	7	-7

Shooting By Period

1<sup>st</sup>

FG % 11-27 40.2%

3PT % 2-9 22.2%

FT % 6-7 85.7%

2<sup>nd</sup>

FG % 15-28 53.6%

3PT % 4-7 57.1%

FT % 12-14 85.7%

3<sup>rd</sup>

FG % 26-55 47.3%

3PT % 6-16 37.5%

FT % 18-21 85.7%

Dead Ball Rebounds: 2

Technical Fouls: NONE

Kansas - 83

Record: 20-11 (11-9)

NO.	NAME	Min	FG M-A	3P M-A	FT M-A	Rebounds OR DR	Fouls PF FD	TP	AS	TS	Blocks BS BA	+/-
24	KJ Adams	F 31:49	6-9	0-0	0-0	3 5	4 12	3	1	1	1 2	17
1	Hunter Dickinson	C 34:24	15-23	1-2	2-4	4 6	10 14	33	1	1	0 0	2
3	Dajuan Harris Jr.	G 36:27	4-9	1-1	0-0	2 2	4 2	9	9	1	0 0	11
5	Zeke Mayo	G 34:19	5-9	5-7	5-6	0 4	4 3	20	6	1	0 1	10
6	Rylan Griffin	G 32:28	2-8	1-6	2-4	0 3	3 7	2	0	0	1 0	15
40	David Coit	09:14	0-3	0-3	0-0	0 0	1 0	0	0	0	0 0	-7
40	Froy Bidunga	13:47	1-2	0-0	0-0	2 0	2 1	2	1	1	2 1	-5
2	AJ Storr	07:32	0-4	0-2	0-0	0 0	0 0	0	0	0	0 2	-8
Team						2 3	5 0	0 1				
Totals			33-67	8-21	9-14	13 23	36 15	13 83	2 5	4 4	7 7	

Shooting By Period

1st FG: 18-36 50.0%

2nd FG: 15-31 48.4%

3rd FG: 5-10 50.0%

4th FG: 9-12 75.0%

GM FG: 33-67 48.3%

3PT: 8-21 38.1%

FT: 9-14 64.3%

Dead Ball Rebounds: 3

Technical Fouls: NONE

	ARZ	KAN	Points from	ARZ	KAN	Period by Period Scoring			
Biggest lead	2 (1 <sup>st</sup> 9:59)	14 (1 <sup>st</sup> 1:17)	Turnovers	5	13	1st2ndTOT			
Best Scoring Run	9 (1 <sup>st</sup> 9:59)	8 (1 <sup>st</sup> 4:29)	Paint	34	40	ARZ	30	46	76
Lead Changes	10		Second Chance	7	16				
Times Tied	5		Fast Breaks	7	0				
Time with Lead	02:22	33:24	Bench	21	2	KAN	39	44	83

**30** **AT #3/3 HOUSTON 65, RV/RV KANSAS 59**  
 March 3, 2025 | Houston, Texas | Fertitta Center (7,231)

Kansas - 59			Record: 19-42 (10-9)																
NO.	Name	Min	FG M-A	3P M-A	FT M-A	Rebounds DR OR	Fouls PF FT	TP	AS	TO	ST	Blocks BS BA	+/-	Shooting By Period					
24	KJ Adams	F 33:05	3-7	0-0	9-10	1	3	4	2	6	15	1	0	0	1	3	1	1 <sup>st</sup> FG% 9-22 40.9%	
1	Hunter Dickinson	C 31:08	6-13	0-1	5-6	2	10	12	5	4	17	3	0	2	2	3	3	3PT% 3-5 60.0%	
3	Dajuan Harris Jr.	G 35:58	1-2	0-0	0	3	3	0	2	2	2	2	0	0	-7	FT% 6-8 75%			
5	Zake Mayo	G 33:36	3-6	1-3	0-0	1	2	3	0	1	7	1	6	1	0	0	2	2 <sup>nd</sup> FG% 10-20 50.0%	
6	Ryan Griffin	G 11:27	0-4	0-2	0-0	0	1	1	1	0	1	1	0	0	0	-5	3PT% 2-7 28.6%		
2	AJ Storr	05:08	0-1	0-0	2-3	0	0	0	0	1	2	0	2	0	0	1	0	FT% 10-11 90.9%	
8	David Coit	28:33	5-8	4-6	0-0	0	4	4	2	0	14	4	1	1	0	0	0	GM FG% 19-42 45.2%	
40	Flory Biduna	15:32	1-1	0-0	0-0	0	3	3	1	2	0	1	0	2	0	0	0	3PT% 5-12 41.7%	
4	Rakease Passmore	07:33	0-0	0-0	0-0	0	0	0	1	0	0	0	0	0	0	0	-12	FT% 16-19 84.2%	
Team							1	3	4	0	0	0	0	0	0	0	0	Dead Ball Rebounds: 1: 0	
Totals			19-42	5-12	16-19	5	29	34	15	13	59	12	4	5	6	-6			

Houston - 65															Record: 26-4 (18-1)										Technical Fouls: NONE									
NO. Name		Min	FG M-A	3P M-A	FT M-A	Rebounds OR DR	Fouls PF	Fouls DD	TP	AS	TO	ST	Blocks B	+/-	Shooting By Period																			
5	Ja'Vier Francis	F 15:11	0-0	0-0	0-3	1 2	3	0	0	0	0	1	2	0	3	1st	FG%	12-39	30.8%															
13	J'wan Roberts	F 16:12	3-11	0-0	0-0	2 4	6	1	1	6	1	4	1	2	7	3PT%	4-11	36.4%																
4	LJ Crier	G 25:32	8-15	4-6	2-2	2 1	3	4	3	22	0	1	3	0	1	FT%	2-4	50%																
7	Milos Uzan	G 15:08	4-10	2-4	0-0	0 0	0	3	0	10	2	1	0	0	3	2nd	FG%	12-29	41.4%															
8	Mylik Wilson	G 27:07	4-10	0-2	2-2	1 4	5	3	2	10	6	0	4	0	1	3PT%	3-9	33.3%																
8	Myklos Tugler	G 27:16	2-5	0-1	1-2	3 4	7	1	1	5	0	2	2	0	7	FT%	8-10	80%																
21	Emanuel Sharp	G 27:06	3-10	1-4	5-5	1 5	6	0	4	12	0	1	2	0	1	GM	FG%	24-68	35.3%															
23	Terrance Arceneaux	18:39	0-7	0-3	0-0	1 1	2	1	0	0	0	0	1	0	6	3PT%	7-20	35.0%																
						1 1	2	1	0	0	0	0	1	0	6	FT%	10-14	71.4%																
Team						2 3	5	0	0	0	0	0				Dead Ball Rebounds: 2/0																		
Totals			24-68	7-20	10-14	17	20	37	13	15	65	9	6	16	6	5	6																	

Technical Fouls:									
		KAN	HOU						
Biggest lead	3 (2 <sup>nd</sup> 14:27)	7 (2 <sup>nd</sup> 18:35)	Points from Turnovers	KAN	HOU	Period by Period Scoring			
Best Scoring Lead	7 (1 <sup>st</sup> 2:29)	7 (1 <sup>st</sup> 14:14)	Paint	24	18				
Times Tied	6		Second Chance	6	11	KAN	27	32	59
Time with Lead	04:07	31:56	Fast Breaks	4	9	HOU	30	35	65
			Bench	18	17				

CAREER RECORDS

SCORING

1.	Danny Manning	2,951	1985-88
2.	Nick Collison	2,097	2000-03
3.	Raef LaFrentz	2,066	1995-98
4.	Clyde Lovellette	1,979	1950-52
5.	Sherron Collins	1,888	2007-10
6.	Frank Mason III	1,885	2014-17
7.	Darnell Valentine	1,821	1978-81
8.	Keith Langford	1,812	2002-05
9.	Perry Ellis	1,798	2013-16
10.	Paul Pierce	1,768	1996-98
11.	Dave Robisch	1,754	1969-71
12.	Kirk Hinrich	1,753	2000-03
13.	Devonte' Graham	1,750	2015-18
14.	Kevin Pritchard	1,692	1987-90
15.	Ochai Agbaji	1,652	2019-22
16.	Mark Randall	1,627	1987, 89-91
17.	Wayne Simien	1,593	2002-05
18.	Tyshawn Taylor	1,580	2009-12
19.	Jeff Boschee	1,560	1999-2002
20.	Kenny Gregory	1,555	1998-2001
21.	Calvin Thompson	1,548	1983-86
22.	Drew Gooden	1,526	2000-02
23.	Ron Kellogg	1,508	1983-86
24.	Bud Stallworth	1,495	1970-72
25.	Tony Guy	1,488	1979-82
26.	Brandon Rush	1,477	2006-08
27.	Jalen Wilson	1,475	2020-23
28.	Wilt Chamberlain	1,433	1957-58
29.	Richard Scott	1,375	1991-94
30.	Adonis Jordan	1,373	1990-93
31.	Marcus Morris	1,371	2009-11
32.	Mario Chalmers	1,341	2006-08
33.	Walter Wesley	1,315	1964-66
34.	Jo Jo White	1,286	1966-69
35.	Eric Chenowith	1,281	1998-2001
36.	Jerod Haase	1,264	1995-97
37.	Steve Woodberry	1,240	1991-94
38.	Scot Pollard	1,209	1994-97
	Greg Dreiling	1,209	1984-86
40.	Jacque Vaughn	1,207	1994-97
41.	Wayne Selden Jr.	1,202	2014-16
42.	Aaron Miles	1,183	2002-05
43.	Svi Mykhailiuk	1,181	2015-18
44.	DAJUAN HARRIS JR.	1,167	2021-PR.
45.	Milt Newton	1,166	1985, 87-89
46.	Rick Suttle	1,156	1973-75
47.	Billy Thomas	1,152	1995-98
48.	David McCormack	1,145	2019-22
49.	HUNTER DICKINSON	1,130	2024-PR.
50.	Wayne Hightower	1,128	1960-61
51.	KJ ADAMS	1,101	2022-PR.
52.	Lagerald Vick	1,100	2016-19
53.	Charlie Black	1,082	1942-43, 46-47
54.	Udoka Azubuike	1,069	2017-20
55.	Rex Walters	1,064	1992-93
56.	Otto Schnellbacher	1,062	1943, 46-48
57.	Kelly Knight	1,057	1980, 82-84
58.	Ryan Robertson	1,055	1996-99
59.	Nolen Ellison	1,045	1961-63
60.	Carl Henry	1,044	1983-84
61.	Cole Aldrich	1,038	2008-10
62.	Jerry Gardner	1,030	1960-62
63.	Bill Bridges	1,028	1959-61
64.	Thomas Robinson	1,026	2010-12
65.	Cedric Hunter	1,022	1984-87
	David Magley	1,022	1979-82
67.	Christian Braun	1,018	2020-22
68.	Rodger Bohnenstiehl	1,006	1966-67-68
69.	Norman Cook	1,004	1974-75-76

FIELD GOAL PCT.

<i>(Min. 500 attempts)</i>				
1.	Udoka Azubuike	469-629	74.6	2017-20
2.	Mark Randall	643-1037	62.0	1987, 89-91
3.	Richard Scott	566-950	59.6	1991-94
4.	Danny Manning	1216-2049	59.3	1985-88
5.	KJ ADAMS	451-763	59.1	2021-PR.
6.	Darnell Jackson	311-586	58.0	2005-08
	Alonzo Jamison	296-510	58.0	1990-92
8.	Cole Aldrich	391-681	57.4	2008-10
9.	Greg Dreiling	474-828	57.2	1984-86
10.	Jeff Withey	327-576	56.8	2010-13
	Sasha Kaun	331-583	56.8	2005-08

REBOUNDS *(650+)*

1.	Danny Manning	1,187	1985-88
2.	Raef LaFrentz	1,186	1995-98
3.	Nick Collison	1,143	2000-03
4.	Bill Bridges	1,081	1959-61
5.	Eric Chenowith	933	1998-2001
6.	Drew Gooden	905	2000-02
7.	Wayne Simien	884	2002-05
8.	Wilt Chamberlain	877	1957-58
9.	Cole Aldrich	860	2008-10
10.	Scot Pollard	850	1994-97
11.	Clyde Lovellette	839	1950-52
12.	Perry Ellis	834	2013-16
13.	Dave Robisch	815	1969-71
14.	Jalen Wilson	806	2020-23
15.	Greg Ostertag	770	1992-95
16.	Thomas Robinson	763	2010-12
17.	Mark Randall	723	1987, 89-91
18.	Landen Lucas	702	2014-17
19.	Udoka Azubuike	685	2017-20
20.	David McCormack	681	2019-22
21.	Paul Mokeski	680	1977-79
22.	Marcus Morris	676	2009-11
	Paul Pierce	676	1996-98
24.	HUNTER DICKINSON	667	2024-PR.
25.	Markieff Morris	662	2009-11

ASSISTS

<i>(started 1974-75)</i>				
1.	Aaron Miles	954	2002-05	
2.	DAJUAN HARRIS JR.	848	2021-PR.	
3.	Jacque Vaughn	804	1994-97	
4.	Cedric Hunter	684	1984-87	
5.	Kirk Hinrich	668	2000-03	
6.	Devonte' Graham	632	2015-18	
7.	Darnell Valentine	609	1978-81	
8.	Frank Mason III	576	2014-17	
9.	Tyshawn Taylor	575	2009-12	
10.	Adonis Jordan	568	1990-93	
11.	Sherron Collins	552	2007-10	
12.	Russell Robinson	500	2005-08	
13.	Kevin Pritchard	499	1987-90	
14.	Ryan Robertson	485	1996-99	
15.	Mark Turgeon	437	1984-87	
16.	Jeff Boschee	425	1999-2002	
17.	Mario Chalmers	420	2006-08	
18.	Elijah Johnson	399	2010-13	
19.	Steve Woodberry	361	1991-94	
20.	Marcus Garrett	351	2018-21	
21.	Jerod Haase	343	1995-97	
22.	Danny Manning	342	1985-88	
23.	Tony Guy	327	1979-82	

3-POINT FIELD GOALS MADE

<i>(started 1986-87)</i>				
1.	Jeff Boschee	338	1999-2002	
2.	Devonte' Graham	296	2015-18	
3.	Billy Thomas	269	1995-98	
4.	Ochai Agbaji	250	2019-22	
5.	Svi Mykhailiuk	237	2015-18	
6.	Kirk Hinrich	236	2000-03	
7.	Sherron Collins	232	2007-10	
8.	Brandon Rush	205	2006-08	
9.	Terry Brown	200	1990-91	
10.	Frank Mason III	185	2014-17	
11.	Mario Chalmers	180	2006-08	
12.	Adonis Jordan	179	1990-93	
13.	Tyrel Reed	176	2008-11	
14.	Lagerald Vick	167	2016-19	
15.	Wayne Selden Jr.	162	2014-16	
16.	Jerod Haase	156	1995-97	
17.	Kevin Pritchard	154	1987-90	
18.	Rex Walters	151	1992-93	
19.	Elijah Johnson	147	2010-13	
20.	Ryan Robertson	144	1996-99	
21.	Jalen Wilson	141	2020-23	
22.	J.R. Giddens	137	2004-05	

3-POINT FIELD GOAL ATTEMPTS

<i>(started 1986-87)</i>				
1.	Jeff Boschee	843	1999-2002	
2.	Devonte' Graham	723	2015-18	
3.	Billy Thomas	691	1995-98	
4.	Ochai Agbaji	670	2019-22	
5.	Sherron Collins	615	2007-10	
6.	Svi Mykhailiuk	579	2015-18	
7.	Kirk Hinrich	546	2000-03	
8.	Terry Brown	485	1990-91	
9.	Brandon Rush	471	2006-08	
10.	Jerod Haase	461	1995-97	
11.	Jalen Wilson	443	2020-23	
	Wayne Selden Jr.	443	2014-16	
13.	Frank Mason III	440	2014-17	
14.	Adonis Jordan	437	1990-93	
15.	Tyrel Reed	433	2008-11	
16.	Elijah Johnson	430	2010-13	
	Mario Chalmers	430	2006-08	
18.	Lagerald Vick	412	2016-19	
19.	Kevin Pritchard	379	1987-90	
20.	Sean Pearson	371	1993-96	
21.	J.R. Giddens	369	2004-05	
22.	Rex Walters	361	1992-93	
23.	Christian Braun	357	2020-22	
24.	Ryan Robertson	354	1996-99	
25.	Tyshawn Taylor	324	2009-12	

3-POINT FIELD GOAL PCT.

<i>(Min. 200 attempts; started 1986-87)</i>				
1.	Milt Newton	100-224	44.6	1987-89
2.	Jeff Guelndner	90-205	43.9	1987-90
3.	Brandon Rush	205-471	43.5	2005-08
4.	Kirk Hinrich	236-546	43.2	2000-03
5.	Steve Woodberry	126-298	42.3	1991-94
6.	Frank Mason III	185-440	42.0	2014-17
7.	Mario Chalmers	180-430	41.9	2005-08
8.	Rex Walters	151-361	41.8	1992-93
9.	Malik Newman	85-205	41.5	2018
10.	Brady Morningstar	116-281	41.3	2007-11
11.	Terry Brown	200-485	41.2	1990-91
12.	Devonte' Graham	296-723	40.9	2015-18
	Svi Mykhailiuk	237-579	40.9	2015-18
	Adonis Jordan	179-437	40.9	1990-93
15.	Ryan Robertson	144-354	40.7	1996-99
16.	Tyrel Reed	176-433	40.6	2008-11
	Kevin Pritchard	154-379	40.6	1987-90
18.	Lagerald Vick	167-412	40.5	2016-19
19.	Jeff Boschee	338-843	40.1	1999-02
20.	Keith Langford	102-257	39.7	2002-05
21.	Billy Thomas	269-691	38.9	1995-98
22.	Jacque Vaughn	105-274	38.3	1994-97
23.	Christian Braun	135-357	37.8	2020-22
24.	Sherron Collins	232-655	37.7	2007-10

STEALS

<i>(started 1975-76)</i>				
1.	Darnell Valentine	336	1978-81	
2.	Mario Chalmers	283	2006-08	
3.	Aaron Miles	264	2002-05	
4.	DAJUAN HARRIS JR.	258	2021-PR.	
5.	Danny Manning	250	1985-88	
6.	Russell Robinson	247	2005-08	
7.	Kirk Hinrich	206	2000-03	
8.	Devonte' Graham	197	2015-18	
9.	Kevin Pritchard	190	1987-90	
10.	Nick Bradford	187	1997-2000	
11.	Marcus Garrett	181	2018-21	
	Adonis Jordan	181	1990-93	
13.	Alonzo Jamison	175	1990-92	
14.	Jerod Haase	174	1995-97	
15.	Tyshawn Taylor	172	2009-12	
16.	Frank Mason III	165	2014-17	
17.	Jeff Boschee	161	1999-2002	
	Tony Guy	161	1979-82	
19.	Jacque Vaughn	160	1994-97	
	Steve Woodberry	160	1991-94	
21.	Cedric Hunter	157	1984-87	
22.	Nick Collison	155	2000-03	
23.	Paul Pierce	147	1996-98	
24.	Sherron Collins	145	2007-10	

BLOCKED SHOTS

<i>(started 1974-75; 100+)</i>				
1.	Jeff Withey	311	2010-13	
2.	Greg Ostertag	258	1992-95	
3.	Cole Aldrich	253	2008-10	
4.	Nick Collison	243	2000-03	
5.	Eric Chenowith	242	1998-2001	
6.	Scot Pollard	218	1994-97	
7.	Danny Manning	200	1985-88	
8.	Udoka Azubuike	172	2017-20	
9.	Mitch Lightfoot	156	2017-22	
10.	John Crawford	155	1978-81	
11.	Sasha Kaun	150	2005-08	
12.	Donnie Von Moore	147	1974-75, 77-78	
13.	Raef LaFrentz	138	1995-98	
	Greg Dreiling	138	1984-86	
15.	Paul Mokeski	136	1976-79	
16.	Jamari Traylor	126	2013-16	
17.	B.J. Williams	112	1994-97	
18.	Darrell Arthur	109	2007-08	
19.	Drew Gooden	107	2000-02	
20.	Patrick Richey	106	1991-94	
21.	Markieff Morris	103	2009-11	

DOUBLE-DOUBLES

1.	Raef LaFrentz	56	1995-98
2.	Danny Manning	45	1985-88
	Dave Robisch	45	1969-71
4.	Drew Gooden	44	2000-02
5.	Wilt Chamberlain	41	1957-58
6.	Wayne Simien	38	2002-05
7.	Cole Aldrich	37	2008-10
	Nick Collison	37	2000-03
	Thomas Robinson	32	2009-11
9.	HUNTER DICKINSON	31	2024-PR.
11.	Jalen Wilson	28	2020-23
12.	Udoka Azubuike	22	2017-20
	Dedric Lawson	22	2019
14.	Eric Chenowith	21	1998-2001

## SINGLE SEASON RECORDS - INDIVIDUAL

## POINTS

1.	Danny Manning (1988)	942
2.	Clyde Lovellette (1952)	886
3.	Danny Manning (1987)	860
4.	Wilt Chamberlain (1957)	800
5.	Paul Pierce (1998)	777
6.	Frank Mason III (2017)	753
7.	Drew Gooden (2002)	734
8.	Ochai Agbaji (2022)	732
9.	Jalen Wilson (2023)	723
10.	Nick Collison (2003)	702

--	Hunter Dickinson (2025)	539
----	-------------------------	-----

## POINTS PER GAME

1.	Wilt Chamberlain (1958)	30.1
2.	Wilt Chamberlain (1957)	29.6
3.	Clyde Lovellette (1952)	28.6
4.	Dave Robisch (1970)	26.5
5.	Bud Stallworth (1972)	25.3
6.	Danny Manning (1988)	24.8
7.	Danny Manning (1987)	23.9
8.	Walter Wesley (1965)	23.5
9.	Clyde Lovellette (1951)	22.8
10.	Wayne Hightower (1960)	21.8

--	Hunter Dickinson (2025)	17.4
----	-------------------------	------

## REBOUNDS

1.	Wilt Chamberlain (1957)	510
2.	Thomas Robinson (2012)	463
3.	Drew Gooden (2002)	423
4.	Clyde Lovellette (1952)	410
5.	Cole Aldrich (2009)	387
6.	Bill Bridges (1960)	385
7.	Nick Collison (2003)	380
8.	Dedric Lawson (2019)	371
9.	Wilt Chamberlain (1958)	367
10.	Hunter Dickinson (2024)	361
11.	Cole Aldrich (2010)	354

--	Hunter Dickinson (2025)	306
----	-------------------------	-----

## REBOUNDS PER GAME

1.	Wilt Chamberlain (1957)	18.9
2.	Wilt Chamberlain (1958)	17.5
3.	Bill Bridges (1961)	14.1
4.	Bill Bridges (1960)	13.8
5.	Bill Bridges (1959)	13.7
6.	Clyde Lovellette (1952)	13.2
7.	Dave Robisch (1970)	12.1
8.	Thomas Robinson (2012)	11.9
9.	Wayne Hightower (1961)	11.6

--	Hunter Dickinson (2025)	9.9
----	-------------------------	-----

## DOUBLE-DOUBLES

1.	Thomas Robinson (2012)	27
2.	Drew Gooden (2002)	25
3.	Dedric Lawson (2019)	22
4.	Cole Aldrich (2009)	21
5.	Raef LaFrentz (1997)	21
6.	Raef LaFrentz (1998)	19
7.	Dave Robisch (1970)	19
8.	Danny Manning (1987)	18
9.	Hunter Dickinson (2024)	17
10.	Dave Robisch (1971)	17
11.	Wayne Simien (2005)	16
12.	Nick Collison (2003)	16

--	Hunter Dickinson (2025)	14
----	-------------------------	----

## ASSISTS

1.	Devonte' Graham (2018)	282
2.	Cedric Hunter (1986)	278
3.	Aaron Miles (2002)	252
4.	Ryan Robertson (1998)	248
5.	Aaron Miles (2003)	244
6.	Aaron Miles (2004)	242
7.	Jacque Vaughn (1995)	238
8.	Kirk Hinrich (2001)	229
9.	Dajuan Harris Jr. (2023)	224
10.	Jacque Vaughn (1996)	223
11.	Dajuan Harris Jr. (2024)	221

--	Dajuan Harris Jr. (2025)	172
----	--------------------------	-----

## STEALS

1.	Mario Chalmers (2008)	97
2.	Mario Chalmers (2007)	97
3.	Darnell Valentine (1981)	92
4.	Aaron Miles (2003)	91
5.	Darnell Valentine (1979)	91
6.	Mario Chalmers (2006)	89
7.	Alonzo Jamison (1992)	83
8.	3x (last, Alonzo Jamison, 1991)	80
9.	Dajuan Harris Jr. (2023)	78

--	Dajuan Harris Jr. (2025)	43
----	--------------------------	----

## BLOCKED SHOTS

1.	Jeff Withey (2013)	146
2.	Jeff Withey (2012)	140
3.	Cole Aldrich (2010)	125
4.	Greg Ostertag (1994)	97
5.	Cole Aldrich (2009)	94
6.	Greg Ostertag (1995)	91
7.	Scott Pollard (1996)	84
8.	Nick Collison (2002)	83
9.	Udoka Azubuike (2020)	80
10.	Eric Chenowith (1999)	78
11.	Nick Collison (2003)	74

--	Flory Bidunga (2025)	51
----	----------------------	----

## FIELD GOALS MADE

1.	Danny Manning (1988)	381
2.	Clyde Lovellette (1952)	352
3.	Danny Manning (1987)	347
4.	Paul Pierce (1998)	287
5.	Drew Gooden (2002)	285
6.	Nick Collison (2003)	281
7.	Danny Manning (1986)	279
8.	Bud Stallworth (1972)	277
9.	Wilt Chamberlain (1957)	275

--	Hunter Dickinson (2025)	221
----	-------------------------	-----

## FIELD GOALS ATTEMPTED

1.	Clyde Lovellette (1952)	742
2.	Danny Manning (1988)	653
3.	Bud Stallworth (1972)	620
4.	Wilt Chamberlain (1957)	588
5.	Jalen Wilson (2023)	575
6.	Drew Gooden (2002)	566
7.	Danny Manning (1987)	562
8.	Paul Pierce (1998)	559
9.	Clyde Lovellette (1951)	554
10.	Ochai Agbaji (2022)	542

--	Hunter Dickinson (2025)	411
----	-------------------------	-----

## FIELD GOAL PCT. (MIN 175 ATT.)

1.	Udoka Azubuike (2018)	77.0
2.	Udoka Azubuike (2020)	74.8
3.	Mark Randall (1989)	64.6
4.	Mark Randall (1991)	64.3
5.	Richard Scott (1992)	63.9
6.	Landen Lucas (2017)	63.1
7.	Darnell Jackson (2008)	62.6
8.	KJ Adams (2023)	62.2
9.	Sasha Kaun (2008)	61.9
10.	Danny Manning (1987)	61.7

--	Hunter Dickinson (2025)	53.8
----	-------------------------	------

## FREE THROWS MADE

1.	Wilt Chamberlain (1957)	250
2.	Wayne Hightower (1960)	193
3.	Frank Mason III (2017)	189
4.	Dave Robisch (1970)	189
5.	Clyde Lovellette (1952)	182
6.	Wilt Chamberlain (1958)	177
7.	Andrew Wiggins (2014)	176
8.	Danny Manning (1988)	171
9.	Dedric Lawson (2019)	167
10.	Devonte' Graham (2018)	167
11.	Wayne Simien (2004)	167

--	Hunter Dickinson (2025)	87
----	-------------------------	----

## FREE THROWS ATTEMPTED

1.	Wilt Chamberlain (1957)	399
2.	Wilt Chamberlain (1958)	292
3.	Wayne Hightower (1960)	285
4.	Walter Wesley (1966)	262
5.	Dave Robisch (1970)	254
6.	Clyde Lovellette (1952)	250

7.	Thomas Robinson (2012)	239
8.	Frank Mason III (2017)	238
9.	B. H. Born (1953)	234
10.	Danny Manning (1988)	233
11.	Dave Robisch (1971)	233

--	Hunter Dickinson (2025)	116
----	-------------------------	-----

## FREE THROW PCT. (MIN. 75 ATT.)

1.	Steve Woodberry (1993)	87.9
2.	Rex Walters (1993)	87.3
3.	Ryan Robertson (1999)	87.1
4.	Al Kelley (1954)	86.2
5.	Calvin Thompson (1984)	85.9
6.	Sherron Collins (2010)	85.5
7.	Grady Dick (2023)	85.4
8.	Ron Kellogg (1986)	84.3
9.	Kirk Hinrich (2003)	84.3

--	Hunter Dickinson (2025)	75.0
----	-------------------------	------

## 3-POINT FIELD GOALS MADE

1.	Svi Mykhailiuk (2018)	115
2.	Terry Brown (1991)	111
3.	Devonte' Graham (2018)	110
4.	Jeff Boschee (2002)	110
5.	Billy Thomas (1998)	105
6.	Ochai Agbaji (2022)	103
7.	Devonte' Graham (2017)	94
8.	Kirk Hinrich (2003)	89
9.	Terry Brown (1990)	89
10.	Malik Newman (2018)	85

--	Zeke Mayo (2025)	75
----	------------------	----

## 3-POINT FIELD GOALS ATTEMPTED

1.	Terry Brown (1991)	277
2.	Devonte' Graham (2018)	271
3.	Billy Thomas (1998)	262
4.	Svi Mykhailiuk (2018)	259
5.	Ochai Agbaji (2022)	252
6.	Devonte' Graham (2017)	242
7.	Jeff Boschee (2002)	237
8.	Jeff Boschee (1999)	222
9.	Kirk Hinrich (2003)	219
10.	Terry Brown (1990)	208
11.	Jalen Wilson (2023)	208

--	Zeke Mayo (2025)	187
----	------------------	-----

## 3-PT FIELD GOAL PCT. (MIN. 80 ATT.)

1.	Kirk Hinrich (2001)	50.5
2.	Aaron Miles (2005)	50.0
3.	Jeff Guedner (1990)	48.6
4.	Kirk Hinrich (2002)	47.8
5.	Tyrel Reed (2010)	47.3
6.	Brandon Rush (2006)	47.2
7.	Frank Mason III (2017)	47.1
8.	Mario Chalmers (2008)	46.8
9.	Jeff Boschee (2002)	46.4

--	Zeke Mayo (2025)	40.1
----	------------------	------

## MINUTES PLAYED

1.	Devonte' Graham (2018)	1,435
2.	Ochai Agbaji (2022)	1,368
3.	Danny Manning (1988)	1,336
4.	Tyshawn Taylor (2012)	1,303
5.	Frank Mason III (2017)	1,301
6.	Jalen Wilson (2023)	1,273
7.	Frank Mason III (2016)	1,272
8.	Devonte' Graham (2017)	1,269
9.	Danny Manning (1986)	1,256
10.	Elijah Johnson (2012)	1,254

--	Zeke Mayo (2025)	968
----	------------------	-----

## MINUTES PER GAME

1.	Tony Guy (1982)	39.4
2.	David Magley (1982)	39.0
3.	Clinton Johnson (1976)	38.2
4.	Wilmore Fowler (1979)	37.9
5.	Devonte' Graham (2018)	37.8
6.	Darnell Valentine (1981)	37.1
7.	John Douglas (1977)	36.4
8.	Carl Henry (1983)	36.2
9.	Tony Guy (1981)	36.2
10.	Frank Mason III (2017)	36.1

--	Dajuan Harris Jr. (2025)	32.2
----	--------------------------	------

SINGLE-SEASON  
TEAM RECORDS

## POINTS PER GAME

	YEAR	PTS	GMS	AVG
1.	1989-90 . . . . .	3223 . . . . .	35 . . . . .	92.1
2.	2001-02 . . . . .	3365 . . . . .	37 . . . . .	90.9
3.	1988-89 . . . . .	2758 . . . . .	31 . . . . .	89.0
4.	1996-97 . . . . .	3058 . . . . .	36 . . . . .	84.9
5.	1997-98 . . . . .	3300 . . . . .	39 . . . . .	84.6

--	2024-25	2340	31	75.5
----	---------	------	----	------

## FIELD GOAL PCT.

	YEAR	FGs	FGAs	FG%
1.	1985-86 . . . . .	1260 . . .	2266 . . .	55.6
2.	1984-95 . . . . .	1019 . . .	1898 . . .	53.7
3.	1989-90 . . . . .	1204 . . .	2258 . . .	53.3
4.	1988-89 . . . . .	1024 . . .	1925 . . .	53.2

--	2024-25	898	1895	47.4
----	---------	-----	------	------

## 3-POINT FIELD GOALS MADE

	YEAR	3FGs
1.	2017-18 . . . . .	391
2.	2016-17 . . . . .	318
3.	2015-16 . . . . .	304
4.	2021-22 . . . . .	286
5.	2010-11 . . . . .	271
	2007-08 . . . . .	271

--	2024-25	219
----	---------	-----

## 3-POINT FIELD GOAL ATTEMPTS

	YEAR	3FGAs
1.	2017-18	974
2.	2016-17	787
3.	2021-22	792
4.	2018-19	743
5.	2015-16	728
6.	2022-23	724
7.	2010-11	710

--	2024-25	639
----	---------	-----

## 3-POINT FIELD GOAL PCT.

	YEAR	3FGs	3FGAs	3FG%
1.	1989-90 . . . . .	230 . . . . .	531 . . . . .	43.3
2.	2015-16 . . . . .	304 . . . . .	728 . . . . .	41.8
	2001-02 . . . . .	224 . . . . .	536 . . . . .	41.8
4.	1988-89 . . . . .	143 . . . . .	344 . . . . .	41.6
5.	1992-93 . . . . .	215 . . . . .	527 . . . . .	40.8

--	2024-25	219	639	34.3
----	---------	-----	-----	------

## ASSISTS PER GAME

	YEAR	AST	GMS	AVG
1.	1989-90	763	35	21.8
2.	1985-86	814	39	20.9
3.	2001-02	767	37	20.7
4.	1988-89	620	31	20.0
5.	2000-01	641	33	19.4
	1984-85	660	34	19.4

--	2024-25	547	31	17.6
----	---------	-----	----	------

## STEALS PER GAME

	YEAR	STL	GMS	AVG
1.	2002-03	373	38	9.8
2.	2005-06	323	35	9.8
3.	1996-97	351	36	9.8
4.	2001-02	357	37	9.7
5.	1990-91	325	35	9.3

--	2024-25	194	31	6.3
----	---------	-----	----	-----

## OPPONENT FIELD GOAL PCT.

(since 1985-86 [shot clock era])	
YEAR	OPP. FG%
1. 2012-13 . . . . .	36.1
2. 2005-06 . . . . .	37.0
3. 2006-07 . . . . .	37.6
4. 2019-20 . . . . .	37.7

--	2024-25	39.3
----	---------	------

## OPPONENT 3-POINT FG



FRESHMAN RECORDS

POINTS SCORED

1. Andrew Wiggins (2014)	597
2. Ben McLemore (2013)	589
3. Josh Jackson (2017)	572
4. Gradey Dick (2023)	507
5. Danny Manning (1985)	496
6. Xavier Henry (2010)	483
7. Brandon Rush (2006)	444
8. Devon Dotson (2019)	442
9. Kerry Boagni (1983)	408
10. Paul Pierce (1996)	404
11. Darnell Valentine (1978)	392
12. Mario Chalmers (2006)	379
13. J.R. Giddens (2004)	374
14. Darrell Arthur (2007)	361
15. Jeff Boschee (1999)	361
16. Nick Collison (2000)	357
17. Sherron Collins (2007)	354

SCORING AVERAGE

1. Andrew Wiggins (2014)	17.1
2. Josh Jackson (2017)	16.3
3. Ben McLemore (2013)	15.9
4. Danny Manning (1985)	14.6
5. Gradey Dick (2023)	14.1
Kerry Boagni (1983)	14.1
7. Brandon Rush (2006)	13.5
Darnell Valentine (1978)	13.5
9. Xavier Henry (2010)	13.4
10. Devon Dotson (2019)	12.3
11. Paul Pierce (1996)	11.9

REBOUNDS

1. Josh Jackson (2017)	258
Danny Manning (1985)	258
3. Drew Gooden (2000)	248
4. Nick Collison (2000)	234
5. Raef LaFrentz (1995)	231
6. Jalen Wilson (2021)	230
7. Joel Embiid (2014)	227
8. Norm Cook (1974)	196
9. Brandon Rush (2006)	195
10. Ben McLemore (2013)	192
11. Eric Chenowith (1998)	191

REBOUND AVERAGE

1. Joel Embiid (2014)	8.1
2. Jalen Wilson (2021)	7.9
3. Danny Manning (1985)	7.6
4. Drew Gooden (2000)	7.5
Raef LaFrentz (1995)	7.5
6. Josh Jackson (2017)	7.4
7. Nick Collison (2000)	6.9
8. Norm Cook (1974)	6.5
9. Paul Mokeski (1976)	6.4
10. Brandon Rush (2006)	5.9
11. FLORY BIDUNGA (2025)	5.4
12. Cliff Alexander (2015)	5.3
Wayne Simien (2002)	5.3
Paul Pierce (1996)	5.3

ASSISTS

1. Aaron Miles (2002)	252
2. Jacque Vaughn (1994)	181
3. Mark Turgeon (1984)	138
4. Darnell Valentine (1978)	130
5. Devon Dotson (2019)	127
Mario Chalmers (2006)	127
7. Kirk Hinrich (2000)	123
8. Jeff Boschee (1999)	121
9. Sherron Collins (2007)	112
10. Adonis Jordan (1990)	109

BLOCKED SHOTS

1. Joel Embiid (2014)	72
2. Eric Chenowith (1998)	62
3. Darrell Arthur (2007)	54
4. FLORY BIDUNGA (2025)	51
5. David Padgett (2004)	43
6. Julian Wright (2006)	42
7. Josh Jackson (2017)	37
Cliff Alexander (2015)	37
9. Cole Aldrich (2008)	34
Greg Ostertag (1992)	34
Danny Manning (1985)	34

STEALS

1. Mario Chalmers (2006)	89
2. Darnell Valentine (1978)	80
3. Aaron Miles (2002)	60
4. Josh Jackson (2017)	59
5. Danny Manning (1985)	58
6. Xavier Henry (2010)	54
7. Gradey Dick (2023)	52
8. Devon Dotson (2019)	49
9. Paul Pierce (1996)	44

FIELD GOALS

1. Josh Jackson (2017)	220
2. Danny Manning (1985)	209
3. Ben McLemore (2013)	198
4. Andrew Wiggins (2014)	189
5. Gradey Dick (2023)	174
6. Kerry Boagni (1983)	171
7. Brandon Rush (2006)	170
8. Xavier Henry (2010)	162
9. Darrell Arthur (2007)	149
10. Devon Dotson (2019)	147

FIELD GOAL ATTEMPTS

1. Josh Jackson (2017)	429
2. Andrew Wiggins (2014)	422
3. Ben McLemore (2013)	400
4. Gradey Dick (2023)	394
5. Danny Manning (1985)	369
6. Brandon Rush (2006)	359
7. Xavier Henry (2010)	354
Kerry Boagni (1983)	354
9. Paul Pierce (1996)	341
10. Jeff Boschee (1999)	322
11. Ricky Ross (1980)	320

FIELD GOAL PERCENTAGE

1. FLORY BIDUNGA (2025)	73.6
2. Joel Embiid (2014)	62.6
3. David McCormack (2019)	62.5
4. Jeff Guedeiner (1987)	59.5
5. Cheick Diallo (2016)	56.9
Travis Releford (2009)	56.9
7. Cliff Alexander (2015)	56.6
Danny Manning (1985)	56.6
9. Julian Wright (2006)	56.4
10. Richard Scott (1991)	56.3
11. Carlton Bragg Jr. (2016)	56.1

FREE THROWS

1. Andrew Wiggins (2014)	176
2. Ben McLemore (2013)	120
3. Devon Dotson (2019)	115
4. Josh Jackson (2017)	98
Joel Embiid (2014)	98
6. Xavier Henry (2010)	90
7. Mario Chalmers (2006)	89
8. Paul Pierce (1996)	83
9. Kelly Oubre Jr. (2015)	79
Keith Langford (2002)	79

FREE THROW ATTEMPTS

1. Andrew Wiggins (2014)	227
2. Josh Jackson (2017)	173
3. Devon Dotson (2019)	147
4. Joel Embiid (2014)	143
Darnell Valentine (1978)	143
6. Ben McLemore (2013)	138
7. Paul Pierce (1996)	137
8. Jalen Wilson (2021)	119
9. Xavier Henry (2010)	115
10. Mario Chalmers (2006)	113
Keith Langford (2002)	113

FREE THROW PERCENTAGE

1. Ben McLemore (2013)	87.0
2. Gradey Dick (2023)	85.4
3. Greg Gurley (1992)	80.0
4. Aaron Miles (2002)	79.3
5. Calvin Thompson (1983)	78.9
6. Mario Chalmers (2006)	78.8
7. Steve Woodberry (1991)	78.4
8. Xavier Henry (2010)	78.3
9. Devon Dotson (2019)	78.2
10. Andrew Wiggins (2014)	77.5
11. Ryan Robertson (1996)	77.0
12. Johnny Furphy (2024)	76.5

3-POINT FIELD GOALS

1. Gradey Dick (2023)	83
2. Jeff Boschee (1999)	79
3. J.R. Giddens (2004)	74
4. Ben McLemore (2013)	73
5. Xavier Henry (2010)	69
6. Quentin Grimes (2019)	54
7. Brandon Rush (2006)	50
8. Billy Thomas (1995)	49
9. Mario Chalmers (2006)	48
10. Sherron Collins (2007)	47
11. Johnny Furphy (2024)	44
12. Andrew Wiggins (2014)	43

3-FIELD GOALS ATTEMPTED

1. Jeff Boschee (1999)	222
2. Gradey Dick (2023)	206
3. J.R. Giddens (2004)	182
4. Ben McLemore (2013)	174
5. Xavier Henry (2010)	165
6. Quentin Grimes (2019)	159
7. Wayne Selden Jr. (2014)	128
Mario Chalmers (2006)	128
9. Andrew Wiggins (2014)	126
Billy Thomas (1995)	126
11. Johnny Furphy (2024)	125
12. Jalen Wilson (2021)	120
13. Sherron Collins (2007)	116

3-PT FIELD GOAL PERCENTAGE

1. Jeff Guedeiner (1987)	57.1
2. Brandon Rush (2006)	47.2
3. Steve Woodberry (1991)	45.5
4. Ryan Robertson (1996)	45.2
5. Christian Braun (2020)	44.4
6. Ben McLemore (2013)	42.0
7. Xavier Henry (2010)	41.8
8. Patrick Richey (1991)	41.5
9. Kevin Pritchard (1987)	40.9

MINUTES PLAYED

1. Ben McLemore (2013)	1,191
2. Gradey Dick (2023)	1,175
3. Devon Dotson (2019)	1,168
4. Andrew Wiggins (2014)	1,148
5. Danny Manning (1985)	1,120
6. Josh Jackson (2017)	1,077
7. Brandon Rush (2006)	1,047
8. Wayne Selden Jr. (2014)	1,022
9. Aaron Miles (2002)	1,017
10. Xavier Henry (2010)	990

GAMES PLAYED

1. Marcus Garrett (2018)	39
Eric Chenowith (1998)	39
Kenny Gregory (1998)	39
4. Sherron Collins (2007)	38
5. Ben McLemore (2013)	37
Perry Ellis (2013)	37
Keith Langford (2002)	37
Aaron Miles (2002)	37
9. Gradey Dick (2023)	36
Devon Dotson (2019)	36
Quentin Grimes (2019)	36
Kelly Oubre Jr. (2015)	36
Xavier Henry (2010)	36
Darrell Arthur (2007)	36
Kevin Pritchard (1987)	36

GAMES STARTED

1. Ben McLemore (2013)	37
2. Wayne Selden Jr. (2014)	35
Andrew Wiggins (2014)	35
4. Gradey Dick (2023)	36
Devon Dotson (2019)	36
Quentin Grimes (2019)	36
Xavier Henry (2010)	36
Aaron Miles (2002)	36
9. Josh Jackson (2017)	35
Jacque Vaughn (1994)	35
11. Tyshawn Taylor (2009)	33
Brandon Rush (2006)	33
Nick Collison (2000)	33
Paul Pierce (1996)	33
Danny Manning (1985)	33

THE LAST TIME...

A TEAM SCORED 100+ POINTS IN A GAME		
KU	102 (W, 102-83)	vs. Kansas State, 2-22-22
Opp.	102 (L, 90-102)	by Gonzaga, 11-26-20
A TEAM SCORED 50 OR FEWER POINTS IN A GAME		
KU	46 (L, 46-76)	at Houston, 3-9-24
Opp.	40 (W, 54-40)	by Cincinnati, 1-11-25
A TEAM SCORED 90+ POINTS IN ALLEN FIELDHOUSE		
KU	96 (W, 96-64)	vs. Oklahoma State, 2-22-25
Opp.	92 (L, 86-92 2OT)	by Houston, 1-25-25
A TEAM SCORED 60 OR FEWER POINTS IN ALLEN FIELDHOUSE		
KU	60 (L, 60-83)	vs. TCU, 1-21-23
Opp.	59 (W, 71-59)	by Colorado, 2-11-25
A TEAM SCORED 90 POINTS IN A LOSS		
KU	90 (90-102)	vs. Gonzaga, 11-26-20
Opp.	91 (W, 94-91 2OT)	by Texas Tech, 1-24-22
A TEAM SCORED 60 OR FEWER POINTS IN A VICTORY		
KU	54 (W, 54-40)	at Cincinnati, 1-11-25
Opp.	56 (L, 55-56)	by Villanova, 11-21-19
A TEAM HAD 5+ PLAYERS SCORE IN DOUBLE FIGURES		
KU	Dickinson (24), Mayo (24), Coit (12), Adams (12), Bidunga (10)	
Opp.	Saunders (22), Knell (15), Mag (13), Keita (10), Hall (10)	
A TEAM WON A GAME BY 25+ POINTS		
KU	+32 (96-64)	vs. Oklahoma State, 2-22-25
Opp.	+34 (57-91)	by BYU, 2-18-25
A TEAM WON A GAME BY 50+ POINTS		
KU	+51 (99-48)	at UCF, 1-5-25
Opp.		Never
A TEAM WON AN OVERTIME GAME (SINGLE-OVERTIME)		
KU	69-68	vs. Wisconsin, 11-24-22
Opp.	75-70	by Kansas State, 2-5-24
A TEAM WON A DOUBLE-OVERTIME GAME		
KU	94-91	vs. Texas Tech, 1-24-22
Opp.	92-86	by Houston, 1-25-25
A TEAM WON A TRIPLE-OVERTIME GAME		
KU	109-106	vs. Oklahoma, 1-4-16
Opp.	76-73	by Oklahoma State, 2-4-81
A TEAM SHOT 60% FG IN A GAME		
KU	60.9% (39-64)	vs. Furman, 11-30-24
Opp.	60.3% (35-58)	by Gonzaga, 3-23-24
A TEAM SHOT 30% OR WORSE FG IN A GAME		
KU	29.0% (18-62)	vs. USC, 3-22-21
Opp.	20.6% (14-68)	by UCF, 1-5-25
A TEAM MADE 12+ 3-POINT FG IN A GAME		
KU	14	vs. Oklahoma State, 2-22-25
Opp.	15	by Texas Tech, 3-1-25
A TEAM DID NOT MAKE A 3-POINT FG IN A GAME		
KU	0-8	vs. TCU, 3-12-15
Opp.	0-9	by Stanford, 3-23-14
A TEAM SHOT 60% 3-POINT FG IN A GAME (min. 10)		
KU	62.5% (15-24)	vs. Kansas State, 2-22-22
Opp.	61.5% (8-13)	by Iowa State, 1-15-25
A TEAM MADE 30+ FREE THROWS IN A GAME		
KU	31	vs. Oklahoma, 1-10-23
Opp.	30	by Stanford, 12-3-16
A TEAM MADE 5 OR FEWER FREE THROWS IN A GAME		
KU	2	at BYU, 2-18-25
Opp.	4	by Kansas State, 2-8-25

A TEAM ATTEMPTED 40+ FREE THROWS IN A GAME		
KU	44	vs. West Virginia, 2-13-17
Opp.	47	by West Virginia, 1-12-16
A TEAM SHOT 90% OR BETTER FREE THROWS IN A GAME		
KU	100 (13-13)	vs. Arizona State, 1-8-25
Opp.	90.3 (28-31)	by North Carolina, 11-8-24
A TEAM SHOT 40% OR WORSE FREE THROWS IN A GAME		
KU	40.0% (2-5)	at BYU, 2-18-25
Opp.	25.0% (3-12)	by Oakland, 11-16-24
A TEAM HAD 25+ OFFENSIVE REBOUNDS IN A GAME		
KU	28	vs. Fort Hays State, 12-10-03
Opp.	26	by Baylor, 1-12-19
A TEAM HAD 5 OR FEWER OFFENSIVE REBOUNDS IN A GAME		
KU	5	at Houston, 3-3-25
Opp.	5	by Kansas State, 2-8-25
A TEAM HAD 30+ DEFENSIVE REBOUNDS IN A GAME		
KU	30	vs. Oklahoma State, 2-22-25
Opp.	33	by BYU, 2-18-25
A TEAM HAD 40+ DEFENSIVE REBOUNDS IN A GAME		
KU	41	UCF, 1-5-25
Opp.	41	by Oklahoma, 1-4-16
A TEAM HAD 50+ TOTAL REBOUNDS IN A GAME		
KU	63	at UCF, 1-5-25
Opp.	55	by North Carolina, 4-4-22
A TEAM HAD 60+ TOTAL REBOUNDS IN A GAME		
KU	63	at UCF, 1-5-25
Opp.		Never
A TEAM HAD 25 OR FEWER TOTAL REBOUNDS IN A GAME		
KU	23	at Baylor, 3-2-24
Opp.	25	by Kansas State, 1-18-25
A TEAM OUT-REBOUNDED ITS OPPONENT BY 15+		
KU	+20 (48-28)	vs. Oklahoma State, 2-22-25
Opp.	+15 (31-46)	by Colorado, 2-24-25
A TEAM OUT-REBOUNDED ITS OPPONENT BY 20+		
KU	+20 (48-28)	vs. Oklahoma State, 2-22-25
Opp.	+20 (55-35)	by North Carolina, 4-4-22
A TEAM OUT-REBOUNDED ITS OPPONENT BY 30+		
KU	+31 (63-32)	at UCF, 1-5-25
Opp.		Never
3+ PLAYERS WITH 10+ REBOUNDS IN A GAME		
KU	J. Wilson (13), C. Braun (11), D. McCormack (10)	
Opp.	A. Bacot (15), B. Manek (13), R.J. Davis (12)	
2 PLAYERS WITH A DOUBLE-DOUBLE IN SAME GAME		
KU	H. Dickinson (24p, 14r), K. Adams (15p, 10r)	
Opp.	B. Manek (13p, 13r), A. Bacot (15p, 15r), R.J. Davis (15p, 12r)	
3 PLAYERS WITH A DOUBLE-DOUBLE IN SAME GAME		
KU	J. Wilson (17p,13r), D. McCormack (22p, 10r), C. Braun (13p, 11r)	
Opp.	B. Manek (13p, 13r), A. Bacot (15p, 15r), R.J. Davis (15p, 12r)	
A PLAYER WITH A TRIPLE-DOUBLE IN A GAME		
KU	Kevin McCullar Jr. (22 pts, 11 reb, 10 ast)	vs. Chaminade, 11-20-23
Opp.	Denzel Valentine (29 pts, 12 reb, 12 ast)	of Michigan State, 11-17-15
A TEAM HAD 25+ ASSISTS IN A GAME		
KU	30	at UCF, 1-5-25
Opp.	26	by Oklahoma, 1-10-94
A TEAM HAD 7 OR FEWER ASSISTS IN A GAME		
KU	7	vs. Providence, 3-25-22
Opp.	6	by Iowa State, 2-3-25

THE LAST TIME...

A TEAM HAD 15+ STEALS IN A GAME		
KU	15	vs. Oklahoma State, 2-22-25
Opp.	16	by Houston, 3-3-25
A TEAM DID NOT HAVE A STEAL IN A GAME		
KU		vs. Syracuse, 3-18-01
Opp.		by Oklahoma, 1-13-24
A TEAM HAD 10+ BLOCKED SHOTS IN A GAME		
KU	10	at Iowa State, 1-15-25
Opp.	12	by Kentucky, 12-1-20
A TEAM DID NOT BLOCK A SHOT IN A GAME		
KU		vs. Texas Tech, 3-1-25
Opp.		by Oakland, 11-16-24
A TEAM COMMITTED 30+ FOULS IN A GAME		
KU	32	vs. Indiana, 11-11-16
Opp.	31	by West Virginia, 2-13-17
A TEAM COMMITTED 10 OR FEWER FOULS IN A GAME		
KU	10	vs. Texas Tech, 3-1-25
Opp.	10	by BYU, 2-18-25
A TEAM HAD TWO PLAYERS DISQUALIFIED (FOUL OUT)		
KU	KJ Adams / Hunter Dickinson	at Kansas State, 2-5-24
Opp.	Jermaine Hamlin / Rodolfo Rufino Bolis	of Eastern Illinois, 11-28-23
A TEAM HAD THREE PLAYERS DISQUALIFIED (FOUL OUT)		
KU	KJ Adams / Gradey Dick / Kevin McCullar	at Kansas State, 1-17-23
Opp.	Poythress / Willis / Lee / Labissiere	of Kentucky, 1-30-16
A TEAM HAD FOUR PLAYERS DISQUALIFIED (FOUL OUT)		
KU	Frank Mason III / Devonte* Graham / Carlton Bragg Jr. / Landen Lucas	vs. Indiana, 11-11-16
Opp.		Never
A TEAM SCORED 50+ POINTS IN A HALF		
KU	52, 1st half	vs. Oklahoma State, 2-22-25
Opp.	60, 2nd half	by Baylor, 2-1-25
A TEAM SCORED 60+ POINTS IN A HALF		
KU	66, 1st half	vs. Texas Southern, 11-21-17
Opp.	60, 2nd half	by Baylor, 2-1-25
A TEAM HAD 20 OR FEWER POINTS IN A HALF		
KU	20, 1st half	vs. West Virginia, 12-31-24
Opp.	19, 1st half	by Iowa State, 2-3-25
A TEAM SHOT 70% OR BETTER FG IN A HALF		
KU	70.0 (14-20), 2nd half	vs. Houston, 2-3-24
Opp.	75.0, 1st half	by Baylor, 1-25-93
A TEAM SHOT 20% OR WORSE FG IN A HALF		
KU	13.6%, 1st half	at TCU, 2-6-13
Opp.	18.2%, 2nd half	by Oklahoma, 2-17-24
A TEAM MADE 9+ 3-POINTERS IN A HALF		
KU	9, 1st half	vs. North Carolina Central, 11-6-23
Opp.	10, 1st half	by Texas Tech, 3-1-25
A TEAM MADE DID NOT MAKE A 3-POINTER IN A HALF		
KU	0-12, 2nd half	at Cincinnati, 1-11-25
Opp.	0-6, 1st half	by Kentucky, 1-28-23
A TEAM DID NOT MAKE A FREE THROW IN A HALF		
KU	1st half (0-2)	vs. Arizona, 3-8-25
Opp.	1st half (0-0)	by Manhattan College, 11-10-23
A TEAM DID NOT ATTEMPT A FREE THROW IN A HALF		
KU	1st half	vs. Howard, 11-4-24
Opp.	1st half	by Cincinnati, 1-11-25
A TEAM HAD 30+ REBOUNDS IN A HALF		
KU	34, 2nd half	at UCF, 1-5-25
Opp.	31, 2nd half	by Baylor, 1-12-19

A TEAM HAD 15+ ASSISTS IN A HALF		
KU	15, 1st half	at Kansas State, 2-8-25
Opp.	15, 1st half	by BYU, 2-18-25
A TEAM DID NOT HAVE A TURNOVER IN A HALF		
KU	1st half	vs. Texas, 1-14-19
Opp.	2nd half	vs. Kansas State, 1-13-18
A TEAM HAD 10+ STEALS IN A HALF		
KU	10, 1st half	vs. Oklahoma State, 2-22-25
Opp.	10, 1st half	by Missouri, 12-8-24
A TEAM HAD 7+ BLOCKED SHOTS IN A HALF		
KU	7, 2nd half	at UCF, 1-5-25
Opp.	7, 1st half	by Kentucky, 12-1-20
A PLAYER SCORED 30+ POINTS IN A GAME		
KU	33 by Hunter Dickinson	vs. Arizona, 3-8-25
Opp.	34 by Keyshawn Hall	of UCF, 1-28-25
A PLAYER SCORED 40+ POINTS IN A GAME		
KU	41 by Andrew Wiggins	at West Virginia, 3-8-14
Opp.	46 by Buddy Hield	of Oklahoma, 1-4-16
A PLAYER SHOT 80% OR BETTER FG IN A GAME (MIN. 10 ATT.)		
KU	83.3 (10-12) by KJ Adams	vs. Texas Tech, 3-1-25
Opp.	100.0 (12-12) by Darrion Williams	of Texas Tech, 2-12-24
A PLAYER MADE 7+ 3-POINTERS IN A GAME		
KU	7 by Ochai Agbaji	vs. Texas Tech, 1-24-22
Opp.	7 by Bryce Thompson	of Oklahoma State, 12-31-22
A PLAYER SHOT 100% 3-POINT FG (MIN. 5 ATT.)		
KU	5-5 by Dajuan Harris Jr.	at Texas Tech, 1-3-23
Opp.	5-5 by Marial Shayok	of Iowa State, 1-5-19
A PLAYER MADE 12+ FREE THROWS IN A GAME		
KU	13 (13-13) by Zeke Mayo	vs. West Virginia, 12-31-24
Opp.	13 (13-14) by Norchad Omier	of Baylor, 2-1-25
A PLAYER SHOT 100% FREE THROWS IN A GAME (MIN. 10 ATT.)		
KU	13-13 by Zeke Mayo	vs. West Virginia, 12-31-24
Opp.	11-11 by Keyshawn Hall	of UCF, 1-28-25
A PLAYER HAD 8+ OFFENSIVE REBOUNDS IN A GAME		
KU	8 by Hunter Dickinson	at Missouri, 12-8-24
Opp.	8 by Oscar Tschiebwe	of West Virginia, 1-4-20
A PLAYER HAD 12+ DEFENSIVE REBOUNDS IN A GAME		
KU	12 by Hunter Dickinson	vs. NC State, 12-14-24
Opp.	12 by Norchad Omier	of Baylor, 2-1-25
A PLAYER HAD 15+ TOTAL REBOUNDS IN A GAME		
KU	16 by Flory Bidunga	vs. Oklahoma State, 2-22-25
Opp.	15 by Norchad Omier	of Baylor, 2-1-25
A PLAYER HAD 10+ ASSISTS IN A GAME		
KU	12 by Dajuan Harris Jr.	vs. Houston, 1-25-25
Opp.	11 by Dug McDaniel	of Kansas State, 2-8-25
A PLAYER HAD 7+ TURNOVERS IN A GAME		
KU	7 by Hunter Dickinson	at Houston, 3-3-25
Opp.	7 by Darius Johnson	of UCF, 1-10-24
A PLAYER HAD 7+ BLOCKED SHOTS IN A GAME		
KU	7 by Udoka Azubuike	vs. Baylor, 1-11-20
Opp.	9 by Trayce Jackson-Davis	of Indiana, 12-17-22
A PLAYER HAD 7+ STEALS IN A GAME		
KU	7 by Xavier Henry	vs. Baylor, 1-20-10
Opp.	7 by Terry Black	of Baylor, 2-26-00
A PLAYER PLAYED ALL 40 MINUTES IN REGULATION		
KU	Dajuan Harris Jr. and KJ Adams	vs. Oklahoma, 1-13-24
Opp.	Caleb Love	of Arizona, 3-8-25



0

**SHAKEEL MOORE**

Graduate • G • 6-1 • 190 • Greensboro, N.C. • Moravian Prep/N.C. State/Miss. State • Twitter: @TheShakeelMoore • IG: @shakeelmoore

**2024-25 SEASON STATS**


PPG	RPG	APG	FG%	3FG%	FT%
<b>3.8</b>	<b>1.7</b>	<b>1.4</b>	<b>48.2</b>	<b>33.3</b>	<b>64.7</b>
CAREER					
7.8	2.6	1.9	42.8	31.3	70.2

**CAREER HIGHS**

Points	22	at South Carolina (1.31.23)
Field Goals	9	vs. South Carolina (2.28.23)
Rebounds	10	at Clemson (1.5.21)
Assists	7	vs. Ole Miss (1.22.22)
Blocks	3	vs. Lamar University (12.2.21)
Steals	5	2x, last vs. South Dakota (11.17.22)
Minutes	38	2x, last vs. Florida (3.9.23)

**NOTES**

Has started in nine games this season ... Made his Jayhawk debut against Oakland (11.16), scoring 2 points in 5 minutes ... Made his first start as a Jayhawk at UCF, scoring 6 points and dishing out 6 assists ... Scored 8 points and picked 2 steals against Arizona State (1.8) ... Pulled down a season-high 4 boards and scored 8 points in 27 minutes at Cincinnati (1.11) ... Played a season-high 31 minutes and scored 6 points against Kansas State (1.18) ... Scored a season-high 11 points on 3-of-4 shooting from 3PT at TCU (1.22) ... Scored 7 points against Houston (1.25) ... Contributed 6 points in 14 minutes at BYU (2.18).



1

**HUNTER DICKINSON**

Graduate • C • 7-2 • 260 • Alexandria, Va. • DeMatha Catholic HS/Michigan • Twitter: @H\_Dickinson • IG: @hunter.dickinson1

**2024-25 SEASON STATS**

PPG	RPG	APG	FG%	3FG%	FT%
<b>17.4</b>	<b>9.9</b>	<b>2.0</b>	<b>53.8</b>	<b>22.2</b>	<b>75.0</b>
CAREER					
17.4	9.2	1.8	55.8	33.2	72.9

**CAREER HIGHS**

Points	33	2x, last vs. Arizona (3.8.25)
Field Goals	15	2x, last vs. Arizona (3.8.25)
Rebounds	21	vs. Kentucky (11.14.23)
Assists	8	vs. NC State (12.14.24)
Blocks	5	5x, last vs. Kansas State (3.5.24)
Steals	3	7x, last vs. Arizona State (1.8.25)
Minutes	46	vs. Illinois (3.2.23)

**NOTES**

All-Big 12 First Team ... Fastest Jayhawk under Bill Self to score 1,000 points (58 games), sixth-fastest all-time ... Wooden Award Top 20 Late Midseason Watch List ... Kareem Abdul-Jabbar Center of the Year Watch List (1 of 10) ... Oscar Robertson Trophy Midseason Watch List ... Has 14 double-doubles in 2024-25 ... 3x Big 12 Player of the Week ... First DI player since at least 1996-97 to record a 21-point, 14-rebound, 8-assist and 0-turnover stat line in a game vs. NC State (12.14) ... Scored a game-high 27 points at UCF (1.5) ... Scored 24 points and went 10-of-12 from FT against UCF (1.28) ... Scored 21 points at Kansas State (2.8) ... Scored his 1,000th career point as a Jayhawk at Utah (2.15) ... Recorded a 16-point, 11-rebound double-double against OSU (2.22) ... Dropped a Kansas career-high 32 points and brought down 13 boards at Colorado (2.24) ... Matched his career high with 33 points on a career-high tying 15 made FG in win over Arizona (3.8).



2

**AJ STORR**

Junior • G • 6-7 • 205 • Rockford, Ill. • IMG Academy/St. John's/Wisconsin • Twitter: @storr\_aj • IG: @theajstorr\_

**2024-25 SEASON STATS**

PPG	RPG	APG	FG%	3FG%	FT%
<b>5.6</b>	<b>1.7</b>	<b>0.7</b>	<b>36.5</b>	<b>25.7</b>	<b>64.1</b>
CAREER					
10.7	2.6	0.8	42.1	33.1	77.1

**CAREER HIGHS**

Points	30	vs. Northwestern (3.15.24)
Field Goals	11	2x, last at Nebraska (2.1.24)
Rebounds	12	2x, last vs. Ohio State (2.13.24)
Assists	5	vs. Georgetown (1.29.23)
Blocks	2	vs. Seton Hall (2.1.23)
Steals	4	vs. Georgetown (1.29.23)
Minutes	41	at DePaul (2.14.23)

**NOTES**

Wooden Award Preseason Top 50 Watch List ... Naismith Trophy Player of the Year Watch List ... Julius Erving Award Watch List (1 of 20) ... Started his first game as a Jayhawk against Duke, scoring 11 points and going 2-for-2 (100%) from 3PT (1.126) ... Has scored 10+ points in six games this season ... Averages 15.1 minutes per game ... Scored 12 points and pulled down 3 boards at Creighton (12.4) ... Scored 9 points and pulled down a season-high 5 rebounds against Brown (12.22) ... Scored 11 points and pulled down a season-high tying 5 boards at UCF (1.5) ... Scored his 1,000th career point against Iowa State (1.15) ... Scored 12 points and recorded season-highs in rebounds (6) and steals (3) at TCU (1.22) ... Scored 8 points against Iowa State (2.3).



3

**DAJUAN HARRIS JR.**

Graduate • G • 6-2 • 170 • Columbia, Mo. • Rock Bridge HS • Twitter: @DajuanH10 • IG: @dajuanharris

**2024-25 SEASON STATS**

PPG	RPG	APG	FG%	3FG%	FT%
<b>9.1</b>	<b>3.0</b>	<b>5.7</b>	<b>44.0</b>	<b>30.7</b>	<b>71.4</b>
CAREER					
6.9	2.0	5.0	44.4	36.9	72.6

**CAREER HIGHS**

Points	23	vs. Kentucky (11.14.23)
Field Goals	8	vs. Texas (2.6.23)
Rebounds	6	4x, last at Cincinnati (1.11.25)
Assists	12	vs. Houston (1.25.25)
Blocks	4	vs. Texas (3.5.22)
Steals	6	2x, last vs. Oklahoma St. (2.22.25)
Minutes	45	vs. Houston (1.25.25)

**NOTES**

All-Big 12 Honorable Mention ... Kansas' all-time leader in minutes played (5,046) and games played (170) ... Is No. 2 on the Kansas and Big 12 assist list with 848 and trails only No. 1 Aaron Miles (954) on both ... Naismith Trophy Player of the Year Watch List ... Bob Cousy Award Watch List (1 of 20) ... Scored a season-high 17 points against UNCW (11.19) ... Tied his career high in rebounds with 6 and added 11 points at UCF (1.5) ... Pulled down a career-high tying 6 rebounds at Cincinnati (1.11) ... Scored 15 points vs. Kansas State (1.18) ... Dished out a career-high 12 assists in a career-high 45 minutes against Houston (1.25) ... Scored 12 points against Iowa State (2.3) ... Had 10 points, 6 rebounds and 5 assists against Colorado (2.11) ... Scored 14 points and picked a career-high tying 6 steals against OSU (2.22) ... Dished out 9 assists in final game at Allen Fieldhouse (3.8).



4

**RAKEASE PASSMORE**

Freshman • G • 6-5 • 185 • Palatka, Fla. • Combine Academy (N.C.) • Twitter: @rakease • IG: @nba.kease

**2024-25 SEASON STATS**

PPG	RPG	APG	FG%	3FG%	FT%
<b>0.9</b>	<b>0.7</b>	<b>0.4</b>	<b>28.6</b>	<b>22.2</b>	<b>42.9</b>
CAREER					
0.9	0.7	0.4	28.6	22.2	42.9

**CAREER HIGHS**

Points	5	vs. Furman (11.30.24)
Field Goals	2	vs. Furman (11.30.24)
Rebounds	3	vs. UNCW (11.19.24)
Assists	3	at UCF (1.5.25)
Blocks	1	at Iowa State (1.15.25)
Steals	1	5x, last at BYU (2.18.25)
Minutes	16	vs. Howard (11.4.24)

**NOTES**

A freshman who has played in 20 games this season ... Scored his first collegiate points against Oakland (11.16) ... Averaging 5.8 minutes per game off the bench for Kansas ... Dished out a career-high 3 assists and pulled down 2 rebounds in 7 minutes against UCF (1.5) ... Blocked his first career shot at Iowa State (1.15) ... Scored 2 points, dished out an assist and picked a steal at BYU (2.18).



5

**ZEKE MAYO**

Senior • G • 6-4 • 185 • Lawrence, Kan. • Lawrence HS/South Dakota State • Twitter: @zekexmayo • IG: @zekexmayo

**2024-25 SEASON STATS**

PPG	RPG	APG	FG%	3FG%	FT%
<b>14.0</b>	<b>4.7</b>	<b>3.0</b>	<b>44.0</b>	<b>40.1</b>	<b>82.4</b>
CAREER					
15.1	4.9	3.0	44.8	39.1	86.2

**CAREER HIGHS**

Points	41	vs. North Dakota State (2.4.23)
Field Goals	14	vs. North Dakota State (2.4.23)
Rebounds	13	2x, last vs. Valparaiso (11.25.22)
Assists	9	at Omaha (1.13.22)
Blocks	2	2x, last at Denver (1.13.24)
Steals	6	at North Dakota (1.7.23)
Minutes	44	2x, last vs. Houston (1.25.25)

**NOTES**

All-Big 12 Third Team and Big 12 All-Newcomer Team ... Jerry West Award Watch List (1 of 20) ... Leads KU in 3FG made with 75 ... Against UNC had 21 points (1.18) ... 2x Big 12 Newcomer of the Week (11.11 & 12.16) ... Has scored 20+ points in 8 games this season ... Dropped 26 points and made 5 threes in win over NC State (12.14) ... Logged a 25-point, 8-rebound game against Brown (12.22) ... Dropped a season-high 27 points on 13-of-13 from FT against WVU (12.31) ... Dished out a season-high 8 assists and pulled down 5 boards at UCF (1.5) ... Dropped 23 points and pulled down 5 rebounds on 5-of-8 from 3FG vs. Arizona State (1.8) ... Scored 24 points and pulled down 5 boards vs. Kansas State (1.18) ... Knocked down 6-of-10 from 3PT for 24 points, 9 boards and 5 assists against UCF (1.28) ... Connected on 5 3PT for 17 points and 8 boards against Iowa State (2.3) ... Scored 15 points and tallied 7 boards and 5 assists at Kansas State (2.8) ... Knocked down 5 threes against OSU (2.22) ... Scored his 2,000th career point against Arizona, finishing with 20 points on 5 threes (3.8).





6

RYLAN GRIFFEN

Junior • G • 6-6 • 190 • Dallas, Texas • Richardson HS/Alabama • Twitter: @GriffenRylan • IG: @rylan.03

2024-25 SEASON STATS					
PPG	RPG	APG	FG%	3FG%	FT%
6.8	2.2	1.5	39.1	35.1	67.5
CAREER					
8.0	2.7	1.3	41.1	35.3	75.6

CAREER HIGHS		
Points	21	2x, last at Kentucky (2.24.24)
Field Goals	7	3x, last vs. Vanderbilt (1.6.24)
Rebounds	7	5x, last vs. Houston (1.25.25)
Assists	8	vs. Clemson (3.30.24)
Blocks	2	5x, last at Colorado (2.24.25)
Steals	2	9x, last vs. Grand Canyon (3.24.24)
Minutes	35	at Kentucky (2.24.24)

**NOTES**  
Has started in 17 games this season ... Scored 10 points and pulled down 6 rebounds vs. Michigan State (11.12) ... Scored 11 points with 3 three-pointers vs. Oakland (11.16) ... Had 8 points in win over Duke (11.26), scoring the final 6 points for KU which included 2 FTM with 0:03 left in the contest ... Went a perfect 4-of-4 from 3FG and logged 14 points off the bench in win over UCF (1.5) ... Scored 9 points vs. Arizona State (1.8) ... Scored 17 points on a career-high tying 5 made 3PT, also tying his career high in rebounds with 7 against Houston (1.25) ... Dished out a season-high 6 assists against OSU (2.22) ... Scored 10 points in a season-high 32 minutes at Colorado (2.24) ... Scored 11 points in a season-high 34 minutes against Texas Tech (3.1).



7

NOAH SHELBY

Junior • G • 6-3 • 185 • McKinney Texas • Greenhill School/Vanderbilt/Rice • Twitter: @NoahShelby\_ • IG: @noahshelby

2024-25 SEASON STATS					
PPG	RPG	APG	FG%	3FG%	FT%
-	-	-	-	-	-
CAREER					
3.9	0.8	0.6	34.0	32.5	79.3

CAREER HIGHS		
Points	14	vs. St. Thomas (TX) (11.7.23)
Field Goals	5	vs. UTSA (1.6.24)
Rebounds	4	2x, last vs. UT Martin (11.30.23)
Assists	4	2x, last vs. SMU (2.7.24)
Blocks	-	-
Steals	2	2x, last vs. Indiana State (11.21.23)
Minutes	24	vs. New Mexico (11.22.23)

**NOTES**  
An invited walk on who is a transfer from Rice ... Is a redshirt for the 2024-25 season ... Is a junior at Kansas as he started his college career at Vanderbilt in 2022-23 before playing at Rice in 2023-24 ... Has played in 45 games in his two seasons in college ... There have been only two Jayhawks to have wore No. 7 – Bill Brainard (1954-56) and Claude Houchin (1947-50) ... Son of Fannie and Derrick Shelby ... Father played basketball and mother played volleyball at UT-Arlington ... Liberal Arts & Sciences major.



8

DAVID COIT

Senior • G • 5-11 • 175 • Columbus, N.J. • Scotland Campus Sports/Atlantic Cape CC/Northern Illinois • Twitter: @diggycoit11 • IG: @diggycoit

2024-25 SEASON STATS					
PPG	RPG	APG	FG%	3FG%	FT%
5.1	1.6	1.3	38.5	39.3	70.0
CAREER					
13.6	2.5	2.5	41.2	36.1	87.0

CAREER HIGHS		
Points	37	at Buffalo (3.8.24)
Field Goals	12	2x, last at Akron (3.2.24)
Rebounds	8	2x, last vs. Little Rock (11.18.23)
Assists	10	at Western Michigan (1.9.24)
Blocks	1	7x, last vs. UNCW (11.19.24)
Steals	5	at Buffalo (1.7.23)
Minutes	49	at Central Michigan (1.30.24)

**NOTES**  
Has started three games this season and is averaging 15.5 minutes per contest ... Scored 8 points with 2 three-pointers at Creighton (12.4) ... Scored 14 points on 5-of-11 (45.5%) shooting at Missouri (12.8) ... Scored his 1,100th career point at Missouri (12.8) ... Dished out 4 assists and picked a season-high 3 steals at UCF (1.5) ... Scored 12 points on 28 minutes, including 4-for-8 from 3PT and 4 rebounds against UCF (1.28) ... Scored 11 points and went 3-for-6 from 3PT at BYU (2.18) ... Recorded season-highs in points (15), assists (4) and 3FGM (5) against OSU (2.22) ... Scored 14 points on 4 made threes and dished out 4 assists at Houston (3.3).



11

JAMARI MCDOWELL

Sophomore • G • 6-4 • 180 • Houston, Texas • Manvel HS • Twitter: @jamari\_mcdowell • IG: @\_jammarii

2024-25 SEASON STATS					
PPG	RPG	APG	FG%	3FG%	FT%
-	-	-	-	-	-
CAREER					
1.8	1.2	0.5	30.8	28.1	84.2

CAREER HIGHS		
Points	7	2x, last vs. Cincinnati (3.13.24)
Field Goals	3	vs. Cincinnati (3.13.24)
Rebounds	6	vs. Cincinnati (3.13.24)
Assists	2	vs. Cincinnati (3.13.24)
Blocks	1	vs. Cincinnati (3.13.24)
Steals	2	vs. Texas (2.24.24)
Minutes	27	vs. Tennessee (11.22.23)

**NOTES**  
Is a redshirt for the 2024-25 season ... Can play all three perimeter positions ... Was an energy spark off the bench who played in 31 games his freshman season ... A solid shooter who plays with a high motor and above the rim ... Averaged 7.2 minutes, 1.8 points and 1.2 rebounds per game in 2023-24.



12

WILDER EVERS

RS-Sophomore • G • 6-4 • 185 • Birmingham, Ala. • Oak Mountain HS • Twitter: @EversWilder • IG: @wilderevers

2024-25 SEASON STATS					
PPG	RPG	APG	FG%	3FG%	FT%
1.7	0.3	0.0	80.0	66.7	-
CAREER					
1.1	0.4	0.1	58.3	33.3	-

CAREER HIGHS		
Points	4	vs. Oklahoma State (2.22.25)
Field Goals	2	vs. Oklahoma State (2.22.25)
Rebounds	2	at UCF (1.5.25)
Assists	1	2x, last vs. Cincinnati (3.13.24)
Blocks	1	vs. Cincinnati (3.13.24)
Steals	1	vs. Oklahoma State (2.22.25)
Minutes	8	vs. North Carolina Central (11.6.23)

**NOTES**  
Has played in 6 games in 2024-25, 14 for his career ... Made his first career 3PT field goal for a career-high 3 points in season opener against Howard (11.4) ... Scored 3 points against Furman (11.30) ... Saw game action against UCF and pulled down a career-high 2 rebounds (1.5) ... Scored a career-high 4 points on a career-high 2 FGM, also picking his first career steal in 3 minutes against OSU (2.22).



13

ELMARKO JACKSON

Sophomore • G • 6-3 • 195 • Marlton, N.J. • South Kent School • Twitter: @ElmarkoJ • IG: @elmarkojackson

2024-25 SEASON STATS					
PPG	RPG	APG	FG%	3FG%	FT%
-	-	-	-	-	-
CAREER					
4.3	1.4	1.7	40.6	26.7	76.9

CAREER HIGHS		
Points	12	vs. Wichita State (12.30.23)
Field Goals	5	vs. Wichita State (12.30.23)
Rebounds	9	vs. Cincinnati (3.13.24)
Assists	9	vs. Manhattan (11.10.23)
Blocks	1	5x, last vs. Gonzaga (3.23.24)
Steals	4	vs. Baylor (2.10.24)
Minutes	34	vs. Cincinnati (3.13.24)

**NOTES**  
Is a redshirt for the 2024-25 season, out due to a patella injury that occurred in summer 2024 ... Started the first 15 games of the 2023-24 season and 17 total, averaging 18.6 minutes, 4.3 points and 1.7 assists per game as a freshman.



14

## PATRICK CASSIDY

Senior • G • 6-1 • 185 • Columbus, Kan. • Columbus Unified HS • Twitter: @patrickrcassidy • IG: @patrickcassidy14

## 2024-25 SEASON STATS

PPG	RPG	APG	FG%	3FG%	FT%
0.0	0.2	0.2	.000	.000	-
CAREER					
0.5	0.4	0.1	18.2	11.1	-

## CAREER HIGHS

Points	3	vs. Cincinnati (3.13.24)
Field Goals	1	2x, last vs. Cincinnati (3.13.24)
Rebounds	2	vs. Kansas State (3.5.24)
Assists	1	vs. Brown (12.22.24)
Blocks	-	-
Steals	-	-
Minutes	5	vs. North Carolina Central (11.6.23)

## NOTES

An invited walk-on who provides depth at the point guard position ... Has played in 11 games while at Kansas, including 5 in 2024-25 ... Was a two-year manager for the Kansas men's basketball program, including the 2021-22 NCAA National Championship season ... Dished out his first career assist in win over Brown (12.22) ... Saw game action against OSU (2.22).



15

## WILL THENGVALL

Freshman • G • 6-3 • 185 • Wichita, Kan. • Kapaun Mount Carmel Catholic HS • Twitter: @WillThengvall • IG: @will.thengvall

## 2024-25 SEASON STATS

PPG	RPG	APG	FG%	3FG%	FT%
0.0	0.3	0.3	-	-	-
CAREER					
0.0	0.3	0.3	-	-	-

## CAREER HIGHS

Points	-	-
Field Goals	-	-
Rebounds	1	vs. Furman (11.30.24)
Assists	1	vs. Furman (11.30.24)
Blocks	-	-
Steals	-	-
Minutes	2	3x, last vs. Brown (12.22.24)

## NOTES

An invited walk-on ... Has played in three games in 2024-25 ... A multi-sport athlete in high school ... Comes from a family of athletes as his older brother, Henry, plays basketball at Wichita State and his twin brother, Nathan, is on the Kansas track and field team ... Finance major ... Logged two minutes of playing time in the season opener versus Howard (11.4) ... Recorded his first career rebound and assists against Furman (11.30).



22

## DILLON WILHITE

RS-Junior • F • 6-9 • 240 • San Diego, Calif. • Cathedral Catholic HS • Twitter: @dillonwilhite • IG: @dillon.wilhite

## 2024-25 SEASON STATS

PPG	RPG	APG	FG%	3FG%	FT%
1.2	0.4	0.0	1.000	-	-
CAREER					
0.5	0.3	0.0	66.7	-	25.0

## CAREER HIGHS

Points	4	vs. Oklahoma State (2.22.25)
Field Goals	2	vs. Oklahoma State (2.22.25)
Rebounds	1	5x, last vs. Oklahoma State (2.22.25)
Assists	-	-
Blocks	-	-
Steals	1	vs. Oklahoma State (2.22.25)
Minutes	6	at Houston (3.9.24)

## NOTES

Has played in 19 games while at Kansas, including 5 in 2024-25 ... Was a redshirt on Kansas' 2022 NCAA National Championship team ... Recorded his first rebound of 2024-25 season against Brown (12.22) ... Scored first two points of his 2024-25 season in Kansas' blowout win at UCF (1.5) ... Recorded a career-high 4 points on a career-high 2 FGM, also swiping his first career steal in 3 minutes against OSU (2.22).



24

## KJ ADAMS

Senior • F • 6-7 • 235 • Austin, Texas • Westlake HS • Twitter: @kj\_axt • IG: @kjadams

## 2024-25 SEASON STATS

PPG	RPG	APG	FG%	3FG%	FT%
9.1	4.9	2.3	54.5	-	74.6
CAREER					
8.2	3.5	1.9	59.1	.000	63.2

## CAREER HIGHS

Points	22	3x, last vs. Furman (11.30.24)
Field Goals	10	3x, last vs. Texas Tech (3.1.25)
Rebounds	13	vs. Texas Tech (3.1.25)
Assists	7	vs. Houston (2.3.24)
Blocks	3	4x, last vs. NC State (12.14.24)
Steals	4	3x, last at Kansas State (2.5.24)
Minutes	43	at Kansas State (2.5.24)

## NOTES

Wooden Award Preseason Top 50 Watch List ... Is 5th on Kansas' all-time career FG% list at 59.1% (451-763) ... Has started in 26 games this season ... Scored 14 points against UNC (11.8) ... Recorded a career-high tying 22 points on a career-high tying 10 made FG against Furman (11.30) ... Tied career-high in blocks with 3 against NC State (12.14) ... Made his return against UCF (12.8) after missing three games due to an injury and scored 12 points ... Had 13 points at Kansas State (2.8) ... Scored 10 points on 5-7 FGs against Colorado (2.11) ... Scored 15 points on 7 FGM at Colorado (2.24) ... Pulled down a career-high 13 rebounds and scored 21 points on a career-high tying 10 FGM against Texas Tech (3.1) ... Scored 15 points on a career-high 9 FTM at Houston (3.3) ... Recorded 12 points and 8 rebounds in final game at AFH (3.8).



25

## JUSTIN CROSS

Junior • F • 6-8 • 200 • Oak Park, Ill. • Oak Park River Forest HS/John A. Logan College • Twitter: @JCross\_4 • IG: @justin.cross4

## 2024-25 SEASON STATS

PPG	RPG	APG	FG%	3FG%	FT%
1.0	0.5	0.3	1.000	-	-
CAREER					
1.0	0.5	0.3	1.000	-	-

## CAREER HIGHS

Points	2	2x, last vs. Brown (12.22.24)
Field Goals	1	2x, last vs. Brown (12.22.24)
Rebounds	1	2x, last vs. Brown (12.22.24)
Assists	1	vs. Howard (11.4.24)
Blocks	1	2x, last vs. Brown (12.22.24)
Steals	1	vs. Brown (12.22.24)
Minutes	3	vs. Oakland (11.16.24)

## NOTES

An invited walk-on who did not see any action in his first season at Kansas in 2023-24 ... Has played in four games in 2024-25 and scored his first points as a Jayhawk against Oakland (11.16) ... Tied his career high in points (2), FGM (1), rebounds (1), blocks (1) and logged his first career steal against Brown (12.22).



40

## FLORY BIDUNGA

Freshman • F • 6-9 • 220 • Democratic Republic of Congo • Kokomo HS • Twitter: @FBidunga • IG: @flory\_bidunga

## 2024-25 SEASON STATS

PPG	RPG	APG	FG%	3FG%	FT%
6.0	5.4	0.4	73.6	-	53.3
CAREER					
6.0	5.4	0.4	73.6	-	53.3

## CAREER HIGHS

Points	19	vs. Houston (1.25.25)
Field Goals	7	vs. Houston (1.25.25)
Rebounds	16	vs. Oklahoma State (2.22.25)
Assists	2	3x, last vs. UCF (1.28.25)
Blocks	6	at UCF (1.5.25)
Steals	3	at Colorado (2.24.25)
Minutes	36	vs. Houston (1.25.25)

## NOTES

Averaging 16.5 minutes per game off the bench ... Ranks No. 5 in the nation among freshmen and leads KU with 51 blocked shots ... Scored 13 points in his Jayhawk debut against Howard (11.4) ... Pulled down 11 rebounds and added 8 points on a perfect 4-of-4 shooting vs. West Virginia (12.31) ... At UCF, became the first KU freshman with at least 6 blocks in a game on the road since Nick Collison in 2000 (1.5) ... Recorded first career double-double (10 points, 10 rebounds) and blocked 4 shots at TCU (1.22) ... Scored a career-high 19 points against Houston (1.25) ... Scored 10 points and brought in 11 rebounds, including 5 blocked shots against UCF (1.28) ... Recorded a career-high 16 rebounds, the third-most by a KU freshman in a single game, against OSU (2.22) ... Blocked 3 shots and picked 3 steals at Colorado (2.24).



41

## ZACH CLEMENCE

RS-Junior • F • 6-11 • 230 • San Antonio, Texas • Sunrise Christian Academy • Twitter: @BIGZTEXAS • IG: @zachary\_clemence

## 2024-25 SEASON STATS

PPG	RPG	APG	FG%	3FG%	FT%
1.4	1.4	0.4	44.4	.000	60.0
CAREER					
1.7	1.5	0.3	36.1	23.8	47.5

## CAREER HIGHS

Points	10	vs. Oklahoma (1.10.23)
Field Goals	3	vs. Stony Brook (11.18.21)
Rebounds	6	2x, last vs. Oklahoma State (2.14.22)
Assists	3	vs. Texas Southern (3.17.22)
Blocks	3	vs. Kansas State (1.31.23)
Steals	2	3x, last at Creighton (12.4.24)
Minutes	15	vs. Kansas State (1.31.23)

## NOTES

Was a redshirt for the 2023-24 season ... Has played in eight games for 2024-25 and is averaging 5.3 minutes per game ... Played a season-high 14 minutes in Kansas' season opener against Howard (11.4) ... A member of the 2022 NCAA National Championship team where he played in 24 games and averaged 2.1 ppg in 2021-22 ... Pulled down 3 rebounds and dished out 2 assists against Furman (11.30) ... Scored 4 points and grabbed a career-high tying 2 steals against Creighton (12.4).

KANSAS IN THE BIG 12 CHAMPIONSHIP

BIG 12 CHAMPIONSHIP RECORD

First Round . . . . .	1-1	As No. 6 seed . . . . .	0-1
Quarterfinals . . . . .	.22-3	As No. 5 seed . . . . .	1-1
Semifinals . . . . .	.15-6	As No. 3 seed . . . . .	6-2
Final . . . . .	.11-4	As No. 2 seed . . . . .	9-2
Overall . . . . .	<b>.49-14</b>	As No. 1 seed . . . . .	.33-8
		Overall . . . . .	<b>.49-14</b>

BIG 12 CHAMPIONSHIP GAME-BY-GAME

		KU		OPP	OPPONENT	RESULT	SITE
DATE	RND	SEED	SEED				
3.7.97	QF	1	8	Oklahoma State	W, 74-59	Kansas City	
3.8.97	SF	1	4	Iowa State	W, 72-48	Kansas City	
3.9.97	F	1	10	Missouri	W, 87-60	Kansas City	
3.6.98	QF	1	8	Kansas State	W, 68-61	Kansas City	
3.7.98	SF	1	4	Nebraska	W, 91-59	Kansas City	
3.8.98	F	1	3	Oklahoma	W, 72-58	Kansas City	
3.5.99	QF	3	6	Nebraska	W, 77-53	Kansas City	
3.6.99	SF	3	7	Kansas State	W, 69-58	Kansas City	
3.7.99	F	3	5	Oklahoma State	W, 53-37	Kansas City	
3.9.00	1st	5	12	Kansas State	W, 84-60	Kansas City	
3.10.00	QF	5	4	Oklahoma State	L, 58-77	Kansas City	
3.9.01	QF	2	10	Kansas State	W, 94-63	Kansas City	
3.10.01	SF	2	3	Oklahoma	L, 57-62	Kansas City	
3.8.02	QF	1	9	Colorado	W, 102-73	Kansas City	
3.9.02	SF	1	5	Texas Tech	W, 90-50	Kansas City	
3.10.02	F	1	2	Oklahoma	L, 55-64	Kansas City	
3.14.03	QF	1	9	Iowa State	W, 89-74	Dallas	
3.15.03	SF	1	5	Missouri	L, 63-68	Dallas	
3.12.04	QF	3	6	Missouri	W, 94-69	Dallas	
3.13.04	SF	3	2	Texas	L, 60-64	Dallas	
3.11.05	QF	2	10	Kansas State	W, 80-67	Kansas City	
3.12.05	SF	2	3	Oklahoma State	L, 75-78	Kansas City	
3.10.06	QF	2	7	Oklahoma State	W, 63-62	Dallas	
3.11.06	SF	2	6	Nebraska	W, 79-65	Dallas	
3.12.06	F	2	1	Texas	W, 80-68	Dallas	
3.9.07	QF	1	9	Oklahoma	W, 64-47	Okla. City	
3.10.07	SF	1	4	Kansas State	W, 67-61	Okla. City	
3.11.07	F	1	3	Texas	W, 88-84 (ot)	Okla. City	
3.14.08	QF	2	7	Nebraska	W, 64-54	Kansas City	
3.15.08	SF	2	6	Texas A&M	W, 77-71	Kansas City	
3.16.08	F	2	1	Texas	W, 84-74	Kansas City	
3.12.09	QF	1	9	Baylor	L, 64-71	Okla. City	
3.11.10	QF	1	9	Texas Tech	W, 80-68	Kansas City	
3.12.10	SF	1	4	Texas A&M	W, 79-66	Kansas City	
3.13.10	F	1	2	Kansas State	W, 72-64	Kansas City	
3.10.11	QF	1	9	Oklahoma State	W, 63-62	Kansas City	
3.11.11	SF	1	5	Colorado	W, 90-83	Kansas City	
3.12.11	F	1	2	Texas	W, 85-73	Kansas City	
3.8.12	QF	1	9	Texas A&M	W, 83-66	Kansas City	
3.9.12	SF	1	4	Baylor	L, 72-81	Kansas City	
3.14.13	QF	1	9	Texas Tech	W, 91-63	Kansas City	
3.15.13	SF	1	5	Iowa State	W, 88-73	Kansas City	
3.16.13	F	1	2	Kansas State	W, 70-54	Kansas City	
3.13.14	QF	1	8	Oklahoma State	W, 77-70 (ot)	Kansas City	
3.14.14	SF	1	4	Iowa State	L, 83-94	Kansas City	
3.12.15	QF	1	9	TCU	W, 64-59	Kansas City	
3.13.15	SF	1	4	Baylor	W, 62-62	Kansas City	
3.14.15	F	1	2	Iowa State	L, 66-70	Kansas City	
3.10.16	QF	1	8	Kansas State	W, 85-63	Kansas City	
3.11.16	SF	1	5	Baylor	W, 70-66	Kansas City	
3.12.16	F	1	2	West Virginia	W, 81-71	Kansas City	
3.9.17	QF	1	9	TCU	L, 82-85	Kansas City	
*3.8.18	QF	1	8	Oklahoma State	W, 82-68	Kansas City	
*3.9.18	SF	1	4	Kansas State	W, 83-67	Kansas City	
*3.10.18	F	1	3	West Virginia	W, 81-70	Kansas City	
3.14.19	QF	3	6	Texas	W, 65-57	Kansas City	
3.15.19	SF	3	10	West Virginia	W, 88-74	Kansas City	
3.16.19	F	3	5	Iowa State	L, 66-78	Kansas City	
3.11.21	QF	2	7	Oklahoma	W, 69-62	Kansas City	
3.10.22	QF	1	9	West Virginia	W, 87-63	Kansas City	
3.11.22	SF	1	5	TCU	W, 75-62	Kansas City	
3.12.22	F	1	3	Texas Tech	W, 74-65	Kansas City	
3.9.23	QF	1	8	West Virginia	W, 78-61	Kansas City	
3.10.23	SF	1	5	Iowa State	W, 71-58	Kansas City	
3.11.23	F	1	2	Texas	L, 56-76	Kansas City	
3.13.24	1st	6	11	Cincinnati	L, 52-72	Kansas City	

\*wins and title later vacated

TEAM RECORDS - SINGLE GAME

CATEGORY	STAT	OPPONENT (YEAR, ROUND)
Points	102	Colorado (2002, QF)
Fewest Points	52	Cincinnati (2024, 1st)
Field Goals	40	Colorado (2002, QF)
Field Goal Att.	86	Colorado (2002, QF)
Field Goal %	66%	Texas Tech (2013, QF)
	(31-47)	
3PT FGs	15	West Virginia (2018, F)
		Texas (2008, F)
3PT FG Att.	28	Kansas State (2018, SF)
3PT FG %	66.7%	Texas A&M (2012, QF)
	(10-15)	
Free Throws	29	Colorado (2011, SF)
Free Throw Att.	33	Colorado (2011, SF)
Free Throw %	93.3%	Oklahoma (2002, F)
	(14-15)	
Rebounds	56	Texas Tech (2002, SF)
Assists	31	Texas Tech (2002, SF)
Blocks	10	2x
Steals	15	2x
Bold - Overall Big 12 Championship Record		

TEAM RECORDS - TOURNAMENT

CATEGORY	STAT	YEAR (GAMES)
Points	249	2013 (3)
Field Goals	96	2002 (3)
Field Goal Att.	210	2002 (3)
Field Goal %	55.6%	2013 (3)
3PT FGs	34	2018 (3)
3PT FG Att.	75	2018 (3)
3PT FG %	50%	2008 (3)
Free Throws	61	2010 (3)
Free Throw Att.	83	2010 (3)
Free Throw %	84.6%	2002 (3)
Rebounds	150	2002 (3)
Assists	67	2002 (3)
Blocks	25	2002 (3)
Steals	32	2002 (3)

INDIVIDUAL RECORDS - SINGLE GAME

CATEGORY	STAT	PLAYER (OPP, YEAR, ROUND)
Points	31	Wayne Simien (MU, 2004, QF)
Field Goals	12	Wayne Simien (OSU, 2005, SF)
		Paul Pierce (MU, 1997, F)
Field Goal Att.	20	Sherron Collins (BU, 2009, QF)
		Paul Pierce (KSU, 1998, QF)
Field Goal %	91.7%	Perry Ellis (ISU, 2014, SF)
(Min. 10 att.)	(11-12)	
3PT FGs	8	Mario Chalmers (UT, 2008, F)
3PT FG Att.	12	Sherron Collins (BU, 2009, QF)
		Mario Chalmers (UT, 2008, F)
3PT FG %	83.3%	Jeff Boschee (KSU, 2001, QF)
(Min. 5 att.)	(5-6)	
Free Throws	15	Kelly Oubre Jr. (TCU, 2015, QF)
Free Throw Att.	19	Kelly Oubre Jr. (TCU, 2015, QF)
Free Throw %	100%	Devonte' Graham (WVU, 2016, F)
(Min. 10 att.)	(10-10)	Eric Chenowith (KSU, 1999, SF)
Rebounds	21	Drew Gooden (TTU, 2002, SF)
Assists	15	Aaron Miles (TTU, 2002, SF)
Blocks	5	Mitch Lightfoot (WVU, 2022, QF)
		Jeff Withey (BU, 2012, SF)
		Nick Collison (TTU, 2002, SF)
Steals	8	Nick Bradford (KSU, 2000, 1st Rnd)

Bold - Overall Big 12 Championship Record

INDIVIDUAL RECORDS - SINGLE TOURN.

CATEGORY	STAT	PLAYER (YEAR, GAMES)
Points	72	Malik Newman (2018, 3)
Field Goals	27	Paul Pierce (1997, 3)
Field Goal Att.	55	Paul Pierce (1998, 3)
2-Game FG%	78.9%	Perry Ellis (2014, 2)
(Min. 5FGA/gm)	15-19	
3-Game FG%	78.3%	Perry Ellis (2013, 3)
(Min. 5FGA/gm)	18-23	
3PT FGs	15	Malik Newman (2018, 3)
3PT FG Att.	22	Malik Newman (2018, 3)
		Brandon Rush (2008, 3)
		Jeff Boschee (1999, 3)
3PT FG %	72.7%	Jeff Boschee (2001, 2)
	(8-11)	
Free Throws	20	Kelly Oubre Jr. (2015, 3)
Free Throw Att.	24	Kelly Oubre Jr. (2015, 3)
Free Throw %	100%	
(Min. 10 att.)		
Rebounds	40	Drew Gooden (2002, 3)
Assists	31	Aaron Miles (2002, 3)
Blocks	9	Jeff Withey (2012, 2)
Steals	12	Russell Robinson (2006, 3)

BIG 12 CHAMPIONSHIP AWARDS

MOST OUTSTANDING PLAYER

1997 . . . . .	.Paul Pierce
1998 . . . . .	.Paul Pierce
1999 . . . . .	.Jeff Boschee
2006 . . . . .	.Mario Chalmers
2008 . . . . .	.Brandon Rush
2010 . . . . .	.Sherron Collins
2011 . . . . .	.Marcus Morris
2013 . . . . .	.Jeff Withey
2016 . . . . .	.Devonte' Graham
2018 . . . . .	.Malik Newman
2022 . . . . .	.Ochai Agbaji

ALL-TOURNAMENT TEAM

1997 . . . . .	.Paul Pierce, Raef LaFrentz, Jacque Vaughn
1998 . . . . .	.Paul Pierce, Raef LaFrentz
1999 . . . . .	.Jeff Boschee, Eric Chenowith
2002 . . . . .	.Nick Collison, Drew Gooden
2004 . . . . .	.Wayne Simien
2005 . . . . .	.Wayne Simien
2006 . . . . .	.Mario Chalmers, Julian Wright
2007 . . . . .	.Brandon Rush, Julian Wright
2008 . . . . .	.Brandon Rush, Mario Chalmers
2010 . . . . .	.Sherron Collins, Cole Aldrich
2011 . . . . .	.Marcus Morris, Markieff Morris
2013 . . . . .	.Jeff Withey, Perry Ellis
2014 . . . . .	.Andrew Wiggins
2015 . . . . .	.Wayne Selden
2016 . . . . .	.Devonte' Graham, Perry Ellis
2018 . . . . .	.Malik Newman, Devonte' Graham
2019 . . . . .	.Devon Dotson, Dedric Lawson
2022 . . . . .	.Ochai Agbaji, Christian Braun
2023 . . . . .	.Jalen Wilson, Dajuan Harris Jr.

TOURNAMENT-LEADING SCORERS

1998 . . . . .	.Paul Pierce (67 points)
2002 . . . . .	.Drew Gooden (56 points)
2016 . . . . .	.Perry Ellis (58 points, tied)
2018 . . . . .	.Malik Newman (72 points)
2019 . . . . .	.Dedric Lawson (58 points)
2022 . . . . .	.Ochai Agbaji (56 points)

TOURNAMENT-LEADING REBOUNDERS

1997 . . . . .	.Raef LaFrentz (30 rebounds)
2002 . . . . .	.Drew Gooden (40 rebounds)
2010 . . . . .	.Cole Aldrich (35 rebounds)
2022- . . . . .	.Christian Braun (25 rebounds)



# CONFERENCE POSTSEASON

## KU'S CHAMPIONSHIP HISTORY

	BIG EIGHT	BIG 12	TOTAL
Overall	30-16	49-14	79-30
First Round	18-2	1-1	19-3
Quarterfinals	--	22-3	22-3
Semifinals	8-10	15-6	23-16
Championship	4-4	11-4	15-8

## CONFERENCE POSTSEASON

### TOURNAMENT TITLES (Includes

### previous leagues)

### TITLES TEAM (YEARS)

<b>16</b>	<b>KANSAS (1981, 84, 86, 92, 97, 98, 99, 2006, 07, 08, 10, 11, 13, 16, 22)</b>
13	West Virginia (1955, 56, 57, 58, 59, 60, 62, 63, 65, 67, 83, 84, 2010)
8	Missouri (1978, 82, 87, 89, 91, 93, 09, 12)
7	Oklahoma (1979, 85, 88, 90, 2001, 02, 03)
7	Iowa State (1996, 2000, 14, 15, 17, 19, 24)
5	Texas Tech (1976, 85, 86, 93, 96)
4	Oklahoma State (1983, 95, 2004, 05)
3	Texas (1994, 95, 2021, 23)
2	Texas A&M (1980, 87)
2	Kansas State (1977, 80)
1	Nebraska (1994)

## KU'S ALL-TOURNAMENT

### SELECTIONS

#### BIG EIGHT

1979	David Magley
	Paul Mokeski
1980	Darnell Valentine
1981	Darnell Valentine (M.O.P.)
	Art Housey
1983	Kelly Knight
1984	Carl Henry
	Calvin Thompson
1986	Danny Manning (M.O.P.)
	Cedric Hunter
1987	Danny Manning (M.O.P.)
1992	Alonzo Jamison
	Richard Scott
	Rex Walters
1996	Raef LaFrentz
	Ryan Robertson
	Jacque Vaughn

#### BIG 12

1997	Paul Pierce (M.O.P.)
	Raef LaFrentz
	Jacque Vaughn
1998	Paul Pierce (M.O.P.)
	Raef LaFrentz
1999	Jeff Boschee (M.O.P.)
	Eric Chenowith
2002	Nick Collison
	Drew Gooden
2004	Wayne Simien
2005	Wayne Simien
2006	Mario Chalmers (M.O.P.)
	Julian Wright
2007	Brandon Rush
	Julian Wright
2008	Brandon Rush (M.O.P.)
	Mario Chalmers
2010	Sherron Collins (M.O.P.)
	Cole Aldrich
2011	Marcus Morris (M.O.P.)
	Markieff Morris
2013	Jeff Withey (M.O.P.)
	Perry Ellis
2014	Andrew Wiggins
2015	Wayne Selden Jr.

2016	Devonte' Graham (M.O.P.)
	Perry Ellis
2018	Malik Newman (M.O.P.)
	Devonte' Graham
2019	Devon Dotson
	Dedric Lawson
2022	Ochai Agbaji (M.O.P.)
	Christian Braun
2023	Jalen Wilson
	Dajuan Harris Jr.

## KANSAS VS. OPPONENTS IN CHAMPIONSHIP

\*includes Big Eight Conference; \*\*wins later vacated

### BAYLOR (2-2)

L, 64-71	2009	quarters
L, 72-81	2012	semis
W, 62-52	2015	semis
W, 70-66	2016	semis

### CINCINNATI (0-1)

L, 52-72	2024	first
----------	------	-------

### COLORADO (8-0)

W, 82-66	1978	first
W, 75-65	1980	first
W, 82-76	1991	first
W, 84-66	1992	first
W, 82-65	1993	first
W, 88-55	1996	first
W, 102-73	2002	quarters
W, 90-83	2011	semis

### IOWA STATE (7-6)

W, 91-70	1979	first
L, 59-75	1985	semis
W, 73-71	1986	finals
W, 118-75	1990	first
L, 72-80	1995	semis
L, 55-56	1996	finals
W, 72-48	1997	semis
W, 89-74	2003	quarters
W, 88-73	2013	semis
L, 83-94	2014	semis
L, 66-70	2015	finals
L, 66-78	2019	finals
W, 71-58	2023	semis

### KANSAS STATE (15-7)

L, 67-80	1977	semis
L, 76-87	1978	semis
L, 58-79	1980	finals
W, 80-68	1981	finals
L, 62-74	1982	first
W, 70-59	1984	semis
W, 74-51	1986	first
L, 54-69	1988	semis
L, 65-73	1989	first
L, 67-74	1993	semis
W, 73-52	1994	first
W, 90-45	1995	first
W, 61-55	1996	semis
W, 68-61	1998	quarters
W, 69-58	1999	semis
W, 84-60	2000	first
W, 94-63	2001	quarters
W, 80-67	2005	quarters
W, 67-61	2007	semis
W, 72-64	2010	finals
W, 70-54	2013	finals
W, 85-63	2016	quarters
**W, 83-67	2018	semis

### MISSOURI (5-2)

W, 76-73	1979	semis
W, 80-71	1980	semis
W, 75-70	1981	semis
L, 65-67	1987	finals
W, 87-60	1997	finals
L, 63-68	2003	semis
W, 94-69	2004	quarters

### NEBRASKA (6-1)

W, 61-58	1977	first
W, 74-69	1985	first
L, 83-87	1991	semis
W, 91-59	1998	semis
W, 69-50	1999	quarters
W, 79-65	2006	semis
W, 64-54	2008	quarters

### OKLAHOMA (7-4)

L, 65-80	1979	finals
W, 87-77	1983	first
W, 79-78	1984	finals
W, 72-70	1986	semis
W, 82-77	1987	semis
L, 77-95	1990	semis
W, 85-67	1992	semis
W, 72-58	1998	finals
L, 57-62	2001	semis
L, 55-64	2002	finals
W, 64-47	2007	quarters
W, 69-62	2021	quarters

### OKLAHOMA STATE (10-4)

W, 96-69	1981	first
L, 83-90	1983	semis
W, 75-58	1984	first
W, 67-58	1987	first
W, 74-58	1988	first
W, 66-57	1992	finals
L, 68-69	1994	semis
W, 74-59	1999	quarters
W, 53-37	1999	finals
L, 58-77	2000	quarters
L, 75-78	2005	semis
W, 63-62	2006	quarters
W, 63-62	2011	quarters
W, 77-70 ot.	2014	quarters
**W, 82-68	2018	quarters

### TCU (2-1)

W, 64-59	2015	quarters
L, 82-85	2017	quarters
W, 75-62	2022	semis

### TEXAS (5-2)

L, 60-64	2004	semis
W, 80-68	2006	finals
W, 88-84 ot.	2007	finals
W, 84-74	2008	finals
W, 85-73	2011	finals
W, 65-57	2019	quarters
L, 56-76	2023	finals

### TEXAS A&M (3-0)

W, 77-71	2008	semis
W, 79-66	2010	semis
W, 83-66	2012	quarters

### TEXAS TECH (4-0)

W, 90-50	2002	semis
W, 80-68	2010	quarters
W, 91-63	2013	quarters
W, 74-65	2022	finals

### WEST VIRGINIA (4-0)

W, 81-71	2016	finals
**W, 81-70	2018	finals
W, 88-74	2019	semis
W, 87-63	2022	quarters
W, 78-61	2023	quarters






## TV/RADIO ROSTER



**0 SHAKEEL MOORE**  
Gr. / G / 6-1 / 190  
Greensboro, N.C.




**1 HUNTER DICKINSON**  
Gr. / C / 7-2 / 260  
Alexandria, Va.



**2 AJ STORR**  
Jr. / G / 6-6 / 205  
Rockford, Ill.



**3 DAJUAN HARRIS JR.**  
Gr. / G / 6-2 / 175  
Columbia, Mo.



**4 RAKEASE PASSMORE**  
Fr. / G / 6-6 / 185  
Palatka, Fla.




**5 ZEKE MAYO**  
Sr. / G / 6-4 / 185  
Lawrence, Kan.



**6 RYLAN GRIFFEN**  
Jr. / G / 6-6 / 185  
Dallas, Texas




**7 NOAH SHELBY**  
Jr. / G / 6-2 / 195  
McKinney, Texas



**8 DAVID COIT**  
Sr. / G / 5-11 / 175  
Columbus, N.J.



**11 JAMARI MCDOWELL**  
So. / G / 6-4 / 180  
Houston, Texas




**12 WILDER EVERS**  
RS-So. / G / 6-4 / 195  
Birmingham, Ala.



**13 ELMARKO JACKSON**  
So. / G / 6-3 / 195  
Marlton, N.J.




**14 PATRICK CASSIDY**  
Sr. / G / 6-1 / 185  
Columbus, Kan.



**15 WILL THENGVALL**  
Fr. / G / 6-4 / 190  
Wichita, Kan.



**22 DILLON WILHITE**  
RS-Jr. / F / 6-9 / 240  
San Diego, Calif.



**24 KJ ADAMS JR.**  
Sr. / F / 6-7 / 235  
Austin, Texas



**25 JUSTIN CROSS**  
RS-Jr. / F / 6-8 / 190  
Oak Park, Ill.



**40 FLORY BIDUNGA**  
Fr. / F / 6-9 / 230  
D.R. of Congo



**41 ZACH CLEMENCE**  
RS-Jr. / F / 6-11 / 230  
San Antonio, Texas



**BRYSON TILLER**  
Fr. / F / 6-10 / 240  
Atlanta, Ga.



**BILL SELF**  
Head Coach  
22nd Year at Kansas



**KURTIS TOWNSEND**  
Assistant Coach  
21st Year at Kansas



**NORM ROBERTS**  
Assistant Coach  
14th Year at Kansas



**JEREMY CASE**  
Assistant Coach  
10th Year at Kansas



**JOE DOOLEY**  
Assistant Coach  
13th Year at Kansas



**CHASE BUFORD**  
Assistant Coach  
1st Year at Kansas



**FRED QUARTLEBAUM**  
Director of Operations  
12th Year at Kansas



**BRENNAN BECHARD**  
Director of Scouting  
14th Year at Kansas



**DOC SADLER**  
Advisor  
3rd Year at Kansas



**DR. RAMSEY NIJEM**  
Dir. of Sport Performance  
6th Year at Kansas