

KNIGHTS



FOOTBALL

GAME 2 + SATURDAY, SEPTEMBER 6, 2025 + 7:00 P.M.

UCF KNIGHTS



NORTH CAROLINA A&T AGGIES

Head Coach Scott Frost
Alma Mater Nebraska, 1997
At UCF (3rd Season) 20-7
Career (8th Season) 36-38
Last Game Aug. 28 vs. Jacksonville St.
 Win, 17-10
UCF vs. Opp. First Meeting
Frost vs. Opp. First Meeting



1-0 (0-0 Big 12)



0-1 (0-0 CAA)

Head Coach Shawn Gibbs
Alma Mater N.C. Central, 2001
At N.C. A&T (1st Season) 0-1
Career (4th Season) 22-10
Last Game ..The John A. Merritt Classic
 Aug. 30 vs. Tennessee State; Loss, 24-21
N.C. A&T vs. Opp. First Meeting
Gibbs vs. Opp. First Meeting

Orlando, Fla.
 Acrisure Bounce House (44,206)

1ST AND 10

1 FIRST FROST 2 = WIN NUMBER 1

- After posting the best two-year turnaround in the recent history of college football back in 2016 and 2017, the second first game of Scott Frost's UCF career resulted in a victory, beating Jacksonville State 17-10.
- The Knights' Tayven Jackson tossed a 33-yard strike to DJ Black near the endzone on 3rd and 9 with 1:03 left to play for the game-winning touchdown
- A two-hour, seven-minute weather delay paused the game with 10:45 left in the second quarter. UCF's starting quarterback Cam Fancher was injured just before the weather delay in a 0-0 game.
- The game remained scoreless into the half, just the sixth time in Big 12 history and first since Ohio and Iowa State in 2023.
- In three season openers under Frost, UCF has shut out its opponent in seven of 12 possible quarters. Frost improved to 3-0 in openers as a Knight

2 RETURNING TO THE AIR

- The two quarterbacks to play in UCF's opener totaled 314 passing yards. UCF didn't pass for over 300 yards at any point last season; the last time before 2025's opener was the third game of the 2023 season, tallying 349 vs. Villanova
- Tayven Jackson accounted for 282 passing yards vs. Jacksonville State, the second highest total of his career behind his career-best 299.
- As of Sunday, Jackson graded out as the fourth best QB performance in the Big 12

3 WIN NUMBER 300

- UCF earned its 300th victory in program history in the season opener.
- It took the Knights 542 games to reach the mark, making them the second-fastest of the Power 4 teams in Florida (Florida State, 479; UCF, 542; Miami, 552; Florida, 560)
- Additionally, it makes UCF the seventh-fastest to reach that mark out of members in the Big 12 Conference (Arizona, 463; Utah, 466; Colorado, 483; Arizona State, 494; West Virginia, 501; TCU, 526; UCF, 542; Kansas and Texas Tech, 547; Baylor, 560; Houston, 574; BYU, 598; Cincinnati, 604; Iowa State, 661; Oklahoma State, 673; Kansas State, 815)

4 FROST'S WINNING STREAK

- With the opening night victory, Coach Frost has won 14 straight games as UCF's head coach after going 13-0 in 2017, putting him among some of the nation's elite coaches in terms of consecutive victories leading a school.
- The victory over Jacksonville State tied him with Florida State's Mike Norvell and Oregon's Dan Lanning. Norvell strung together 14 across the 2022 and 2023 seasons while Lanning did it through 2023 and 2024.
- A UCF win against North Carolina A&T would tie Frost with Jim Harbaugh and the 15 victories Michigan compiled in its 2023 championship season. Frost and the Knights would have to put together another magical season to catch Kirby Smart who ripped off 29 straight wins from 2021-23 at Georgia.

5 DJ BLACK: D-II TO P4 TD

- DJ Black, who was on the receiving end of the game-winning touchdown to lift UCF to a 17-10 victory, earned the start in his first game in the Power 4
- Last season, Black was a member of Limestone, a Division II program that closed the football program down last season. Black plastered his name all over the stat sheet, scoring 11 touchdowns and recording 939 receiving yards.
- Offensive lineman Owen Spell was also at Limestone with Black in 2024

6 63 NEWCOMERS

- In what is technically his third year at the helm of the Knights and the first in his second stint, over half of Frost's roster is new to UCF. Officially, 63 of the 112 players on the squad will be making their debut on the roster.
- Of the 63 newcomers, 36 are transfers from other D-I institutions. Another six transfers are from football programs throughout other levels while two are former Division I basketball players and one is a former MiLB pitcher.
- A class of 18 true freshmen make up the remaining newcomers

7 FEELING TRENDY

- The return of Scott Frost as UCF's head coach reignites some trends from his first tenure, showcasing where the program was at 2017's end
- UCF outscored their opponents 627-329 in 2017, scoring 30 points or more in all 13 victories. The Knights' offense ranked No. 1 in the nation, averaging 48.2 points per game. UCF's high-powered offense continued even after Frost had departed, as the Black and Gold tacked on 18 more consecutive games scoring 30 points or more.
- UCF compiled 500+ yards of offense in eight of their 13 wins in 2017

8 SEASON OPENING STREAK

- The opening night victory against Jacksonville State was the 10th consecutive win for the Knights in their first game of the season, a trend Frost started as UCF's head coach in 2016 with a 38-0 win over South Carolina State
- Beyond that, UCF has now started 1-0 in 19 of the last 21 seasons and has won 21 of 31 openers since becoming an FBS program to begin the 1996 season
- The Knights have won 16 of 19 home openers at Acrisure Bounce House, including five in a row and nine of the last 10

9 NEW VS. NEW

- The Knights are one of 30 FBS programs that have a new head coach; 28 of which are completely new while the other two were elevated from interim.
- UCF will face three of those 30 as well as an additional opponent, North Carolina A&T of the FCS. The Knights will host the four: Charles Kelly with Jacksonville State (Aug. 28), Shawn Gibbs with N.C. A&T (Sep. 6), Bill Belichick with North Carolina (Sep. 20) and Rich Rodriguez with West Virginia (Oct. 18).
- Of the new crop this year, Frost and Rodriguez are the only pair of FBS head coaches that have coached at a school, left and then returned to the same place later. Including Frost, there are 16 sitting head coaches across all levels to have coached at a place, left and then returned. (Full list can be found in Knight Notes, along with more in depth information). There are well over 200 head coaches historically across all levels who have a similar path.

10 OUT WITH THE OLD, IN WITH THE NEW

- In addition to its head coach, there is plenty of new in UCF football in 2025
- The Knights will suit up in fresh uniforms, featuring the "Knighthed Eras" number font. The font consists of four different eras of UCF football tied into one bigger and bolder look for the numbers (more in Knight Notes).
- New grass was planted in the offseason, replacing the original field that was installed in 2007. The new grass is TifTuf™ Bermudagrass.
- Roth Tower looks a little different this season as it is undergoing construction to be completed in time for the 2026 season

BY THE NUMBERS

70

The Knights have compiled 70 victories since the start of the 2017 season, the most of any program in the Big 12 Conference. The win total is tied for 14th most in the nation since that time.

4

UCF returns four players who started six or more games last season. Paul Rubelt is the lone returner who started all 12 games in 2024. Malachi Lawrence and Nyjalik Kelly each had 11 while Braeden Marshall had six.

3839

UCF has scored 3,839 points since the start of 2017, the fifth-most in the nation behind Alabama, Ohio State, Oklahoma, Clemson and Memphis. The Knights have tallied the most in the Big 12; the closest to them is Oklahoma State at 3,438.

30

UCF is one of 30 FBS programs with a new head coach this season. The Knights will face three FBS programs (Jacksonville State, UNC, West Virginia) who also have a new head coach.

3185

A win against North Carolina A&T would make it 3,185 consecutive days without a UCF loss under the direction of head coach Scott Frost. The last Knights loss with Frost at the helm was in the Cure Bowl to Arkansas State on Dec. 17, 2016.

63

The Knights welcome 63 new players to the roster this season, with the total roster size being 112. Of the 63 newcomers, 36 are transfers from DI schools while 18 are from high school.



BROADCAST INFORMATION

TV



Play-by-Play: Peter Sousa
 Analyst: Todd Doxson

RADIO

Station: FM 96.9 / AM 740 The Game
 Play-by-Play: Marc Daniels
 Analyst: Gary Parris
 Sideline: Scott Adams

SPANISH RADIO

Location: YouTube.com/UCFKnights
 Play-by-Play: Carlos Bohorquez
 Analyst: Sergio Ruiz Torres

2025 SCHEDULE

Overall: 1-0 + Conference: 0-0
 Home: 1-0 + Away: 0-0 + vs. Top 25: 0-0

Aug. 28	Jacksonville State	ESPN+	W, 17-10
Sep. 6	North Carolina A&T	ESPN+	7 p.m.
BYE WEEK			
Sep. 20	North Carolina	TBD	-
Sep. 27	at #17/20 Kansas State*	TBD	-
Oct. 4	Kansas*	TBD	-
Oct. 11	at Cincinnati*	TBD	-
Oct. 18	West Virginia*	TBD	-
BYE WEEK			
Nov. 1	at Baylor*	TBD	-
Nov. 7	Houston*	FS1	-
Nov. 15	at #23/24 Texas Tech*	TBD	-
Nov. 22	Oklahoma State*	TBD	-
Nov. 29	at -/#23 BYU*	TBD	-

* - Big 12 Conference game
 Home games are in bold
 Rankings listed are AP/Coaches polls, receiving votes not displayed
 All times Eastern

A WIN WOULD...

- Be better than a loss
- Be the 15th straight UCF victory under Coach Frost
- Be the third straight season with UCF starting 2-0
- Help the Big 12 improve a 63-0 record against FCS programs since 2019, the only FBS conference to be unbeaten during that time

STAT FOCUS - BLOCK PARTY

2

UCF has earned a special teams block in two straight season openers. Keli Lawson blocked a field goal in this season's opener while Ladarius Tennison blocked a punt in the 2024 opener vs. New Hampshire

IT'S UCF, NOT CENTRAL FLORIDA

Please refer to the University of Central Florida as "UCF," not "Central Florida," on all references. Also, we are not the "Golden Knights," instead, we are simply known as the "Knights."

SOCIAL KNIGHTS

X Twitter/X @UCF_Football
 Instagram @UCF.Football
 Facebook /UCFFootball
 YouTube @UCFKnights
 UCF Athletics (Twitter/X) @UCFKnights
 Website www.ucfknight.com

QUICK FACTS

GENERAL INFORMATION

School	University of Central Florida
City, State, Zip	Orlando, Fla., 32816
Founded	1963
Enrollment	68,442
Nickname	Knights
School Colors	Black and Gold
Stadium	Acrisure Bounce House
Capacity	44,206
Surface	TifTuf Bermudagrass
Affiliation/Conference	NCAA DI - FBS/Big 12
University President	Alexander N. Cartwright
Director of Athletics	Terry Mohajir
Ticket Office Phone	407-UCF-1000

STRATEGIC COMMUNICATIONS

Assistant AD, Primary Football SID	Ken Landis
Email	klandis@athletics.ucf.edu
Cell	(954) 531-4322
Senior Associate AD	Adam Widman
Email	awidman@athletics.ucf.edu
Cell	(614) 572-6903
Press Box Phone	(954) 531-4322
Website	UCFKnights.com
Twitter/X	@UCF_Football
Facebook	/UCFFootball
Instagram	UCF.Football

UCF FOOTBALL STAFF

Head Coach	Scott Frost
Offensive Coordinator	Steve Cooper
Defensive Coordinator	Alex Grinch
Special Teams Coordinator	Pete Alamar
Associate Head Coach/WRs	Sean Beckton Sr.
Defensive Run Game Coordinator/Edges	Mike Dawson
Defensive Tackles	Kenny Martin
Offensive Line	Shawn Clark
Defensive Backs	Brandon Harris
Running Backs	Jimmy Beal
Linebackers	Mark D'Onofrio
Quarterbacks	McKenzie Milton
Senior Offensive Analyst	Austin Herink
Senior Defensive Analyst	Travis Fisher
Defensive Analyst	Demeitre Brim
Defensive Analyst	Drico Johnson
Offensive Analyst	Jordan Johnson
Offensive Quality Control	Alex Ward
Defensive Quality Control	Pete Haffner
Defensive Quality Control	Jihad Woods
Special Teams Quality Control	Geron Hargon
Director of Sports Performance, Football	Zach Duval
Associate Director of Sports Performance, Football	Andrew Strop
Associate Director of Sports Performance, Football	Sean Beckton Jr.
Chief of Staff	Andrew Sims
General Manager of Football Player	Trent Mossbrucker
Personnel, Acquisitions and Roster Management	
Associate Athletics Director /	Brian Lund
Head Football Athletic Trainer, Sports Medicine	

FOOTBALL INFORMATION

Bowl Seasons	2005, 2007, 2009, 2010, 2012, 2013, 2014, 2016, 2017, 2018, 2019, 2020, 2021, 2022, 2023
First Year of Football	1979
First Year of FBS Football	1996
All-Time Record	300-241-1 (.554)
FBS Record (Since 1996)	203-155 (.567)
Record at Acrisure Bounce House	86-30 (.741)

GAME WEEK MEDIA SCHEDULE

Monday	Tuesday	Wednesday	Thursday	Friday	Saturday
Noon (ESPN+) Weekly Press Conference with Coach Frost and select players in media room	Noon (ESPN+) Weekly Press Conference with OC Steve Cooper and DC Alex Grinch	6 p.m. UCF Knight Talk radio show with Marc Daniels at Miller's Ale House in Waterford Lakes with Coach Frost and players on FM 96.9 The Game			7:00 p.m. UCF vs. North Carolina A&T ESPN+ Postgame Coach Frost, select players in media room

MEDIA INFORMATION

Credentials

All credential requests can be made online at ucfknight.com/FBCredentialsUCF25

Credentials can be picked up on gameday at media will call, located between gates 16 and 17.

Photo & Video

Credentials for sideline photographers will be issued on the basis of circulation, with priority granted to agencies covering the participating schools on a regular basis.

Weekly Press Conference

The UCF football team will hold a Monday press conference with head coach Scott Frost and two players each week at noon in the Steve and Brenda Sloan Media Room at Acrisure Bounce House. It will be streamed on ESPN+.

Postgame Interviews

Coach Frost and selected student-athletes will meet the media following the game in the Steve and Brenda Sloan media room for home games and will use a designated location for road games. UCF's locker room is closed to the media.

Interview Policy

All interviews must be coordinated through the UCF Athletics strategic communications office. Please do not attempt to contact players, coaches or other team personnel directly by any means of communication, including personal phone numbers, email and social media accounts.

Closed Practices

Practices are not open to the media during the season.

Collegepressbox.com

Collegepressbox is the official media website for Division I football. Access and download game notes, quotes, statistics, record books, headshots, logos and more for all FBS schools, conferences, postseason games, awards and the College Football Playoff. For access, please register for an account at collegepressbox.com/register. And please follow us on social media.

UCF Football on the Radio

Longtime UCF radio play-by-play veteran Marc Daniels is in his 31st season in that role in 2025. He's also UCF's director of broadcasting. Analyst Gary Parris (a former Florida State player) is in his 30th season in that position. They are joined by Scott Adams (pregame host and sideline reporter—in his 24th season) and Frank Louvre (engineer, in his 34th season).

Pregame coverage begins two hours before kickoff and features a preview of the game with interviews from UCF players and coaches—including coach Scott Frost and athletics director Terry Mohajir. All games and radio shows can be heard on 96.9FM/740AM—and UCF fans can access all broadcasts from anywhere with the iHeart app (search for 96.9 The Game).

NATIONAL RANKINGS

Associated Press Preseason (Aug. 11)

Rank	School (1st)	Record	Points
1	Texas (25)	0-0	1552
2	Penn State (23)	0-0	1547
3	Ohio State (11)	0-0	1472
4	Clemson (4)	0-0	1398
5	Georgia (1)	0-0	1331
6	Notre Dame	0-0	1325
7	Oregon (1)	0-0	1236
8	Alabama	0-0	1179
9	LSU	0-0	1174
10	Miami (FL)	0-0	889
11	Arizona State	0-0	791
12	Illinois	0-0	713
13	South Carolina	0-0	667
14	Michigan	0-0	662
15	Florida	0-0	626
16	SMU	0-0	565
17	Kansas State	0-0	512
18	Oklahoma	0-0	463
19	Texas A&M	0-0	434
20	Indiana	0-0	423
21	Ole Miss	0-0	370
22	Iowa State	0-0	309
23	Texas Tech	0-0	274
24	Tennessee	0-0	192
25	Boise State	0-0	191

Receiving Votes

BYU 156, Utah 144, **Baylor 132**, Louisville 90, Southern Cal 64, Georgia Tech 63, Missouri 33, Tulane 23, Nebraska 23, UNLV 21, Toledo 13, Auburn 10, James Madison 9, Memphis 9, Florida St. 8, Duke 6, Liberty 5, Navy 5, Iowa 5, TCU 4, Pittsburgh 3, Army 2, Colorado 1, Louisiana-Lafayette 1.

Coaches Preseason (Aug. 4)

Rank	School (1st)	Record	Points
1	Texas (28)	0-0	1606
2	Ohio State (20)	0-0	1565
3	Penn State (14)	0-0	1525
4	Georgia (3)	0-0	1466
5	Notre Dame	0-0	1360
6	Clemson (2)	0-0	1324
7	Oregon	0-0	1307
8	Alabama	0-0	1210
9	LSU	0-0	1056
10	Miami (FL)	0-0	823
11	Arizona State	0-0	806
12	Illinois	0-0	734
13	South Carolina	0-0	665
14	Michigan	0-0	580
15	Ole Miss	0-0	573
16	SMU	0-0	555
17	Florida	0-0	498
18	Tennessee	0-0	492
19	Indiana	0-0	460
20	Kansas State	0-0	438
21	Texas A&M	0-0	392
22	Iowa State	0-0	392
23	BYU	0-0	287
24	Texas Tech	0-0	261
25	Boise State	0-0	246

Receiving Votes

Oklahoma 221; Missouri 142; Louisville 126; USC 116; Utah 86; **Baylor 76**; Auburn 50; Iowa 49; Memphis 34; Army West Point 33; Tulane 31; Georgia Tech 27; TCU 24; Nebraska 19; Syracuse 16; Washington 15; Navy 14; Arkansas 14; Duke 12; Colorado 12; Minnesota 11; UNLV 8; Florida State 8; **Kansas 6**; Vanderbilt 3; Buffalo 1

* UCF opponents listed in bold italics.

OPPONENT BREAKDOWN



NORTH CAROLINA A&T AGGIES

2025: 0-1 (0-0 Coastal Athletic Association)
2024: 1-11 (0-8 Coastal Athletic Association)

Shawn Gibbs

Head Coach - First Season, Fourth Career Season
at N.C. A&T: (0-1)
Career: (22-10)

STATISTICAL LEADERS

PASSING	Cmp	Att	Int	Pct	Yds	TD	YPG
Braxton Thomas	11	13	0	84.6	169	1	169
RUSHING	Att	Net	Avg	TD	Lg	YPG	
Wesley Graves	14	69	4.9	1	40	69	
Jailen Hicks	4	27	6.8	0	22	27	
RECEIVING	No	Yds	Avg	TD	Long	YPG	
Amonte Jones	4	91	22.8	1	66	91	
Jamison Warren	2	42	21	0	31	42	
DEFENSE	Solo	Ass	Total	TFL-Yds	Sacks-Yds	INT-Yds	
Joshua Iseah	5	5	10	3.0-3	-	1-0	
Kamari Blankumsee	7	1	8	2.0-27	-	-	

QUICK HITS

- ♦ The Aggies dropped their season opener in The John A. Merritt Classic, falling 24-21 to Tennessee State
- ♦ North Carolina A&T has tallied just four road wins going back to 2021, including going 0-7 in away games last season
- ♦ 2023 was North Carolina A&T's first year in the CAA, previously playing in the MEAC. A two-year stint in the Big South separated the Aggies' time between the CAA and the MEAC
- ♦ While its his first season as head coach, Shawn Gibbs is entering his 12th season at North Carolina A&T. He served as running backs and special teams coach from 2011-21 before taking his first career head coaching position at Division II Fort Valley State
- ♦ The Aggies last played in a bowl in 2019 and last made the FCS Playoffs in 2016

LAST TIME AGAINST NORTH CAROLINA A&T

The Knights have never faced North Carolina A&T on the gridiron. If they had, a box score would be found here.



ON THIS DATE



Record 2-2
Streak W1
Last Time 2013, 38-0 win at FIU

All-Time Games on September 6

Year	H/A	Opponent	W/L	Score
1986	H	Bethune-Cookman	W	26-14
1997	A	South Carolina	L	33-31
2008	H	#17 South Florida	L	31-24 (OT)
2013	A	FIU	W	38-0

MIAMI (Sep. 6, 2013) - It was a methodical, efficient effort for UCF Friday night at FIU's Alfonso Field. The Knights slowly, surely picked apart the Panthers en route to a 38-0 victory that moved UCF to 2-0 on the young season.

It was the first shutout for UCF since defeating Memphis 41-0 on October 29, 2011. It was also the first time the Knights had held an opponent under 200 yards of total offense since the 2011 season. UCF out-gained the Panthers 390-173, averaging 6.6 yards per play, compared to just 3.0 for FIU.

Storm Johnson rushed for 89 yards on 18 carries to go with his three scores. William Stanback added 55 yards on the ground. Terrance Plummer led the Knights' defense with seven solo stops. Jordan Ozerities tallied six tackles, including two for loss of yardage.

TEAM COMPARISON



Big 12	FBS	Value	Category	Value	FCS	CAA
14	91	108.0	Rushing Offense	125.0	58	7
2	17	314.0	Passing Offense	210.0	39	3
8	52	422.0	Total Offense	335.0	50	5
14	87	17.0	Scoring Offense	21.0	42	5
13	94	165.0	Rushing Defense	129.0	44	7
10	52	157.0	Passing Defense	123.0	17	2
10	69	322.0	Total Defense	252.0	19	2
8	38	10.0	Scoring Defense	24.0	51	6
6	48	.467	3rd Down Offense	.357	48	6
5	23	.200	3rd Down Defense	.182	10	1
15	106	.500	Red Zone Offense	1.000	1	1
4	25	.500	Red Zone Defense	1.000	65	9
14	117	29.00	Net Punting	36.71	59	9
3	13	21.00	Punt Returns	6.00	39	5
10	72	17.00	Kickoff Returns	19.67	45	4
9	53	0.00	Turnover Margin	-2.00	97	9
6	52	31:56	Time of Possession	32:55	24	3
12	110	80	Penalty Yards	55	61	7

Big 12 rankings out of 16 teams, FBS rankings out of 136

SERIES INFORMATION

Total Meetings	First Meeting
Series	First Meeting
in Orlando / at N.C. A&T / Neutral	0-0 / 0-0 / 0-0
Games Decided by 3 points or less	N/A
Games Decided by 7 points or less	N/A
Longest Winning Streak	N/A
Longest Losing Streak	N/A
Current Streak	N/A
Most UCF Points Scored	N/A
Most Jacksonville State Points Scored	N/A
Biggest Margin of Victory	N/A
Biggest Margin of Defeat	N/A

Date	Previous Meetings H/A/N	W/L	Result
First Meeting			

FROST VS. FOES

Arkansas State	0-1	North Dakota	1-0
Auburn	1-0	Northern Illinois	1-0
Austin Peay	1-0	Northwestern	2-3
Bethune-Cookman	1-0	Ohio State	0-4
Buffalo	1-0	Oklahoma	0-1
Cincinnati	2-0	Penn State	1-0
Colorado	0-2	Purdue	1-3
East Carolina	2-0	Rutgers	1-0
FIU	2-0	SMU	1-0
Fordham	1-0	South Alabama	1-0
Georgia Southern	0-1	South Carolina State	1-0
Houston	0-1	Temple	1-1
Illinois	2-2	Troy	0-1
Indiana	0-1	Tulane	1-0
Iowa	0-4	Tulsa	0-1
Jacksonville State	1-0	UConn	2-0
Maryland	2-1	South Florida	1-1
Memphis	2-0	Wisconsin	0-3
Michigan	0-3		
Michigan State	1-1		
Minnesota	1-3		
Navy	1-0		

BIG 12 STANDINGS

Team	Record	Big 12	H / A / N	vs. T25	Streak
Iowa St.	2-0	1-0	1-0 / 0-0 / 1-0	1-0	W2
Kansas	2-0	0-0	2-0 / 0-0 / 0-0	0-0	W2
Arizona	1-0	0-0	1-0 / 0-0 / 0-0	0-0	W1
Arizona St.	1-0	0-0	1-0 / 0-0 / 0-0	0-0	W1
BYU	1-0	0-0	1-0 / 0-0 / 0-0	0-0	W1
UCF	1-0	0-0	1-0 / 0-0 / 0-0	0-0	W1
Houston	1-0	0-0	1-0 / 0-0 / 0-0	0-0	W1
Oklahoma St.	1-0	0-0	1-0 / 0-0 / 0-0	0-0	W1
Texas Tech	1-0	0-0	1-0 / 0-0 / 0-0	0-0	W1
Utah	1-0	0-0	0-0 / 1-0 / 0-0	0-0	W1
West Virginia	1-0	0-0	1-0 / 0-0 / 0-0	0-0	W1
TCU	0-0	0-0	0-0 / 0-0 / 0-0	0-0	-
Baylor	0-1	0-0	0-1 / 0-0 / 0-0	0-0	L1
Cincinnati	0-1	0-0	0-1 / 0-0 / 0-0	0-0	L1
Colorado	0-1	0-0	0-1 / 0-0 / 0-0	0-0	L1
Kansas St.	1-1	0-1	1-0 / 0-0 / 0-1	0-1	W1

THIS WEEK'S BIG 12 SCHEDULE

Saturday, September 6

Kent State at Texas Tech - Noon ET - Lubbock, Texas - TNT and HBO Max
 Baylor at SMU - Noon ET - Dallas, Texas - The CW
 Iowa at Iowa State - Noon - Ames, Iowa - FOX
 Oklahoma State at Oregon - 3:30 p.m. ET - Eugene, Ore. - CBS
 Kansas at Missouri - 3:30 p.m. ET - Columbia, Mo. - ESPN2
 Delaware at Colorado - 3:30 p.m. ET - Boulder, Colo. - FOX
 Bowling Green at Cincinnati - 3:30 p.m. ET - Cincinnati, Ohio - ESPN+
 West Virginia at Ohio - 4 p.m. ET - Athens, Ohio - ESPN
 Cal Poly at Utah - 6 p.m. ET - Salt Lake City, Utah - ESPN+
 Army at Kansas State - 7 p.m. ET - Manhattan, Kan. - ESPN
 Houston at Rice - 7 p.m. ET - Houston, Texas - ESPN+
 Arizona State at Mississippi State - 7:30 p.m. ET - Starkville, Miss. - ESPN2
 Weber State at Arizona - 10 p.m. ET - Tucson, Ariz. - ESPN+
 Stanford at BYU - 10:15 p.m. ET - Provo, Utah - ESPN

LAST WEEK IN THE BIG 12

Thursday, August 28

Oklahoma State 27, UT Martin 7 - Stillwater, Okla.
 Houston 27, Stephen F. Austin 0 - Houston, Texas
 Nebraska 20, Cincinnati 17 - Kansas City, Mo.

Friday, August 29

Kansas 46, Wagner 7 - Lawrence, Kan.
 Georgia Tech 27, Colorado 20 - Boulder, Colo.
 Auburn 38, Baylor 24 - Waco, Texas

Saturday, August 30

West Virginia 45, Robert Morris 3 - Morgantown, W.Va.
 Iowa State 55, South Dakota 7 - Ames, Iowa
 Kansas State 38, North Dakota 35 - Manhattan, Kan.
 Texas Tech 67, Arkansas-Pine Bluff 7 - Lubbock, Texas
 BYU 69, Portland State 0 - Provo, Utah
 Arizona State 38, Northern Arizona 19 - Tempe, Ariz.
 Arizona 40, Hawaii 6 - Tucson, Ariz.
 Utah 43, UCLA 10 - Los Angeles, Calif.

Monday, September 1

TCU at North Carolina - 8 p.m. ET - Chapel Hill, N.C. - ESPN

BIG 12 PRESEASON MEDIA HONORS

Offensive Player of the Year: Sam Leavitt, QB, Arizona State, RS-Sr.

Defensive Player of the Year: Jacob Rodriguez, LB, Texas Tech, Sr.

Newcomer of the Year: Devon Dampier, QB, Utah, Jr.

Preseason All-Conference Team

Offense

QB: Sam Leavitt, Arizona State, RS-Sr.
 RB: Bryson Washington, Baylor, RS-Sr.
 RB: Jahiem White, West Virginia, Jr.
 FB/HB: Will Swanson, Kansas State, Sr.
 WR: Eric McAlister, TCU, Sr.
 WR: Chase Roberts, BYU, RS-Sr.
 WR: Jordyn Tyson, Arizona State, RS-Jr.
 TE: Joe Royer, Cincinnati, RS-Sr.
 OL: Ben Coleman, Arizona State, Gr.
 OL: Spencer Fano, Utah, Jr.
 OL: Bryce Foster, Kansas, RS-Jr.
 OL: Caleb Lomu, Utah, RS-Sr.
 OL: Jordan Seaton, Colorado, So.
 PK: Will Ferrin, BYU, RS-Sr.
 PR/KR: Josh Cameron, Baylor, RS-Sr.

Defense

DL: David Bailey, Texas Tech, Sr.
 DL: Dontay Corleone, Cincinnati, RS-Sr.
 DL: C.J. Fite, Arizona State, Jr.
 DL: Lee Hunter, Texas Tech, Sr.
 DL: Dominique Orange, Iowa State, Sr.
 LB: Jacob Rodriguez, Texas Tech, Sr.
 LB: Austin Romaine, Kansas State, Jr.
 LB: Keaton Thomas, Baylor, RS-Jr.
 DB: Xavion Alford, Arizona State, RS-Sr.
 DB: Bud Clark, TCU, Sr.
 DB: Jeremiah Cooper, Iowa State, Sr.
 DB: DJ McKinney, Colorado, Jr.
 DB: Jontez Williams, Iowa State, RS-Jr.
 P: Palmer Williams, Baylor, Jr.

OPPONENT SCHEDULES



Jacksonville St. Gamecocks
 0-1 (0-0 CUSA)

Aug. 28	at UCF	L, 17-10
Sep. 6	Liberty	Noon
Sep. 13	at Georgia Southern	7 p.m.
Sep. 20	Murray State	7 p.m.
Sep. 27	at Southern Miss	
Oct. 9	at Sam Houston*	8 p.m.
Oct. 15	Delaware*	7 p.m.
Oct. 29	at Middle Tennessee*	7:30 p.m.
Nov. 8	at UTEP*	3 p.m.
Nov. 15	Kennesaw State*	2 p.m.
Nov. 22	at FIU*	3:30 p.m.
Nov. 29	Western Kentucky*	2 p.m.



North Carolina A&T Aggies
 0-1 (0-0 CAA)

Aug. 30	at Tennessee State	L, 24-21
Sep. 6	at UCF	7 p.m.
Sep. 13	Hampton*	7 p.m.
Sep. 20	North Carolina Central	4 p.m.
Sep. 27	at Maine*	3:30 p.m.
Oct. 4	at William & Mary*	3:30 p.m.
Oct. 11	South Carolina State	1 p.m.
Oct. 25	Campbell*	1 p.m.
Nov. 1	Towson*	1 p.m.
Nov. 8	at Stony Brook*	Noon
Nov. 15	Monmouth*	Noon
Nov. 22	at Elon*	2 p.m.



North Carolina Tar Heels
 0-0 (0-0 ACC)

Sep. 1	TCU	8 p.m.
Sep. 6	at Charlotte	7 p.m.
Sep. 13	Richmond	3:30 p.m.
Sep. 20	at UCF	
Oct. 4	Clemson*	
Oct. 17	at Cal*	10:30 p.m.
Oct. 25	Virginia*	
Oct. 31	at Syracuse*	7:30 p.m.
Nov. 8	Stanford*	
Nov. 15	at Wake Forest*	
Nov. 22	Duke*	
Nov. 29	at NC State*	



Kansas St. Wildcats
 1-1 (0-1 Big 12)

Aug. 23	vs. Iowa State	L, 24-21
Aug. 30	North Dakota	W, 38-35
Sep. 6	Army	7 p.m.
Sep. 12	at Arizona*	9 p.m.
Sep. 27	UCF*	
Oct. 4	at Baylor*	
Oct. 11	TCU*	
Oct. 25	at Kansas*	
Nov. 1	Texas Tech*	
Nov. 15	at Oklahoma State*	
Nov. 22	at Utah*	
Nov. 29	Colorado*	



Kansas Jayhawks
 2-0 (0-0 Big 12)

Aug. 23	Fresno State	W, 31-7
Aug. 29	Wagner	W, 46-7
Sep. 6	at Missouri	3:30 p.m.
Sep. 20	West Virginia*	
Sep. 27	Cincinnati*	
Oct. 4	at UCF*	
Oct. 11	at Texas Tech*	
Oct. 25	Kansas State*	
Nov. 1	Oklahoma State*	
Nov. 8	at Arizona*	
Nov. 22	at Iowa State*	
Nov. 28	Utah*	Noon



Cincinnati Bearcats
 0-1 (0-0 Big 12)

Aug. 28	vs. Nebraska	L, 20-17
Sep. 6	Bowling Green	3:30 p.m.
Sep. 13	Northwestern State	3:30 p.m.
Sep. 27	at Kansas*	
Oct. 4	Iowa State*	
Oct. 11	UCF*	
Oct. 18	at Oklahoma State*	
Oct. 25	Baylor*	
Nov. 1	at Utah*	
Nov. 15	Arizona*	
Nov. 22	BYU*	
Nov. 29	at TCU*	



West Virginia Mountaineers
 1-0 (0-0 Big 12)

Aug. 30	Robert Morris	W, 45-3
Sep. 6	at Ohio	4 p.m.
Sep. 13	Pitt	3:30 p.m.
Sep. 20	at Kansas*	
Sep. 27	Utah*	
Oct. 3	at BYU*	10:30 p.m.
Oct. 18	at UCF*	
Oct. 25	TCU*	
Nov. 1	at Houston*	
Nov. 8	Colorado*	
Nov. 15	at Arizona State*	
Nov. 29	Texas Tech*	



Baylor Bears
 0-1 (0-0 Big 12)

Aug. 29	Auburn	L, 38-24
Sep. 6	at SMU	Noon
Sep. 13	Samford	Noon
Sep. 20	Arizona State*	
Sep. 27	at Oklahoma State*	
Oct. 4	Kansas State*	
Oct. 18	at TCU*	
Oct. 25	at Cincinnati*	
Nov. 1	UCF*	
Nov. 15	Utah*	
Nov. 22	at Arizona*	
Nov. 29	Houston*	



Houston Cougars
 1-0 (0-0 Big 12)

Aug. 28	Stephen F. Austin	W, 27-0
Sep. 6	at Rice	7 p.m.
Sep. 12	Colorado*	7:30 p.m.
Sep. 26	at Oregon State	10:30 p.m.
Oct. 4	Texas Tech*	
Oct. 11	at Oklahoma State*	
Oct. 18	Arizona*	
Oct. 25	at Arizona State*	
Nov. 1	West Virginia*	
Nov. 7	at UCF*	
Nov. 22	TCU*	
Nov. 29	at Baylor*	



Texas Tech Red Raiders
 1-0 (0-0 Big 12)

Aug. 30	Arkansas-Pine Bluff	W, 67-7
Sep. 6	Kent State	Noon
Sep. 13	Oregon State	3:30 p.m.
Sep. 20	at Utah*	
Oct. 4	at Houston*	
Oct. 11	Kansas*	
Oct. 18	at Arizona State*	
Oct. 25	Oklahoma State*	
Nov. 1	at Kansas State*	
Nov. 8	BYU*	
Nov. 15	UCF*	
Nov. 29	at West Virginia*	



Oklahoma St. Cowboys
 1-0 (0-0 Big 12)

Aug. 28	UT Martin	W, 27-7
Sep. 6	at Oregon	3:30 p.m.
Sep. 19	Tulsa	7 p.m.
Sep. 27	Baylor*	
Oct. 4	at Arizona*	
Oct. 11	Houston*	
Oct. 18	Cincinnati*	
Oct. 25	at Texas Tech*	
Nov. 1	at Kansas*	
Nov. 15	Kansas State*	
Nov. 22	at UCF*	
Nov. 29	Iowa State*	



BYU Cougars
 1-0 (0-0 Big 12)

Aug. 30	Portland State	W, 69-0
Sep. 6	Stanford	10:15 p.m.
Sep. 20	at ECU	
Sep. 27	at Colorado*	10:15 p.m.
Oct. 3	West Virginia*	10:30 p.m.
Oct. 11	at Arizona*	
Oct. 18	Utah*	
Oct. 25	at Iowa State*	
Nov. 8	at Texas Tech*	
Nov. 15	TCU*	
Nov. 22	at Cincinnati*	
Nov. 29	UCF*	

KNIGHT NOTES

WINS SINCE 2017

- ✦ The Knights have compiled the most wins since 2017 than anyone in the Big 12 Conference, posting 70 victories from 2017-present. Oklahoma State (66), Cincinnati (65), BYU (64) and Utah (64) join the top 25 in wins since 2017.
- ✦ The Black and Gold are tied for 14th nationally in wins since the start of the 2017 season, level with Texas and Iowa who also have 70. UCF got the streak going by posting 13 wins in 2017, 12 victories in 2018 and 10 in 2019.
- ✦ The Knights slot in among the nation's elite, as Georgia leads the way with 98, followed by Alabama (96), Ohio State (93), Clemson (91), Notre Dame (87), Oklahoma (79), Michigan and Oregon (78), Penn State (77), Boise State and LSU (75), Appalachian State and Memphis (73) while sitting tied with Iowa and Texas. UCF is ahead of Army and Louisiana (68), SMU and Washington (67), Oklahoma State (66), Cincinnati and Fresno State (65), and BYU, Marshall, Troy, Utah and Wisconsin (64).

POINTS SINCE 2017

- ✦ The Knights sit seventh in the FBS in most points scored since 2017, putting 3,839 points on the scoreboard.
- ✦ UCF's points are the most by a current Big 12 program over that time, the next closest is Oklahoma State who sit 15th with 3,438. Other opponents on UCF's schedule this season in the top 25 in points since 2017 include North Carolina, sitting 19th with 3,334 points and Texas Tech at No. 24 with 3,235.
- ✦ The Black and Gold sit behind Alabama (4,494), Ohio State (4,290), Oklahoma (4,161), Georgia (4,013), Clemson (3,992), and Memphis (3,896).
- ✦ UCF is fifth in points from touchdowns, registering 503

RETURNING PRODUCTION

- ✦ With 63 new players on the roster, returning production is slim
- ✦ Four players from the 2024 squad started in six or more games, with Paul Rubelt being the lone returner to start in all 12. Just behind him was Malachi Lawrence and Nyjalik Kelly with 11 starts while Braeden Marshall had six.
- ✦ In total, 17 returners from last year's roster played in seven games or more
- ✦ The three starters on defense who started six or more games last season account for 11.7% of tackles in 2024 (90 of 772), 22.2% of tackles for loss (18.5 of 83), 47.7% of sacks (10.5 of 22) and one of nine interceptions
- ✦ In total, 14 defensive returners from the 2024 roster tallied 148 tackles (19.2%), 22.5 tackles for loss (27.1%) 12 sacks (54.5%) and two of nine picks
- ✦ Offensive returners tallied 694 rushing yards (23.3%) and 88 receiving yards (3.7%)

UCFCAST

- ✦ Running backs Myles Montgomery and Jaden Nixon are poised to be a one-two punch on the gridiron, and have already proved the same in podcasting
- ✦ So far, the duo has hosted eight episodes in the preseason, welcoming guests such as legendary UCF running back Latavius Murray, as well as current teammates such as Paul Rubelt, Dalton Riggs, Keli Lawson and more

THRIVING ON THURSDAYS

- ✦ UCF extended its Thursday winning streak to 11 with the win over Jacksonville State, the third-longest active streak in college football
- ✦ Two conference mates, Oklahoma State and Utah, lead the active list with 13 and 12 straight Thursday wins each, respectively, after week 1 of 2025
- ✦ Other active Thursday win streaks include Memphis with nine and Toledo and Clemson with eight each. The longest Thursday winning streak in college football history belongs to Miami (FL) at 15 which went from 1998-2008.

HE'S BACK!

- ✦ Scott Frost's return to UCF makes him one of 16 active head coaches who coached at a school, left and returned. Frost, along with Rich Rodriguez (West Virginia) and Matt Viator (McNeese) are set to start their second term as head coach when the 2025 season kicks off. The full list of the 16 active head coaches making returns to a previous stop are: Scott Frost (UCF), Rich Rodriguez (West Virginia), Matt Viator (McNeese), Kelley Lee (Eastern New Mexico), Mike Furrey (Limestone), Mike Locksley (Maryland), Bo Atterberry (Southeastern Oklahoma State), Joe Dupaix (Southern Virginia), Ted Karras Jr. (Marian [Ind.]), Lance Hinson (Saint Mary), Mike Gardner (Tabor), Bobby Hauck (Montana), Greg Schiano (Rutgers), Shannon Currier (Concordia-St. Paul), Todd Whitten (Tarleton State), Tom Kelley (Framingham State).

FOURTH QUARTER LOCKDOWN

- ✦ Last season, UCF was tied for the second-fewest touchdowns allowed in the fourth quarter in all of FBS, allowing just five offensive TDs in the fourth
- ✦ While Northern Illinois led the nation with just four fourth quarter offensive scores allowed, UCF led the Big 12 with the fewest in the category and was tied at five with Georgia, Indiana, Iowa, James Madison, Ole Miss and Wyoming
- ✦ A handful of other Big 12 programs were close to the Knights, as Houston and Iowa State each allowed six fourth quarter offensive scores while Cincinnati allowed seven

WATCH LISTS

- ✦ A handful of Knights have been named to preseason watchlists throughout the fall, with Jaden Nixon leading the way with four nods
- ✦ Running back Jaden Nixon was named to four preseason watchlists: Maxwell Award (college player of the year), Paul Hornung (most versatile player in college football), Doak Walker (best running back), Earl Campbell Tyler Rose Award (offensive player who exhibit the enduring characteristics that define Earl Campbell; also must either be born in Texas, attended high school in Texas or attend a college/university in Texas).
- ✦ Running back Myles Montgomery joined Nixon on the Doak Walker Award watchlist, an honor former Knight RJ Harvey and was a two-time semifinalist for
- ✦ Paul Rubelt was tabbed to the AllState Wuerffel Trophy watchlist, college football's premiere award for community service
- ✦ Cam Fancher and John Walker were named to the Comeback Player of the Year watchlist; Walker missed all last season while Fancher missed time late

TRIO HONORED BY PHIL STEELE

- ✦ UCF had a trio of Knights named to Phil Steele's 2025 Preseason Big 12 Teams
- ✦ A pair of Knights made their way onto the Second Team; defensive end Nyjalik Kelly earned the nod after 5.5 sacks for the Black and Gold last year while running back Jaden Nixon compiled 921 yards for Western Michigan
- ✦ Fifth-year senior and Knight offensive lineman Paul Rubelt earned a spot on the Third Team after grading out at a 78.7% clip in pass blocking and helping the Knights finish fifth nationally in rushing offense per game

DUNNAM FIFTH-HIGHEST RATED SAFETY IN BIG 12

- ✦ UCF newcomer and defensive back Phillip Dunnam graded as the fifth highest safety in the Big 12 Conference, according to PFF College.
- ✦ He earned a 76.6 grade. Preceding him was TCU's Bud Clark (89.8), Houston's CJ Douglas (85.7), Utah's Tao Johnson (82.5) and Cincinnati's Antwan Peek Jr. (80.9). Dunnam checks in ahead of West Virginia's Jordan Walker (75.1), rounding out the top half-dozen safeties in the Big 12.
- ✦ Last season, Dunnam suited up for Florida Atlantic, eight starts in 11 games played; he tallied 56 tackles, 2.5 of which were for a loss, and three picks

IN OUR KNIGHTED ERA

- ✦ UCF debuted new uniforms for the 2025 season and the return of head coach Scott Frost. The uniforms are a fresh blend of classic and modern elements that pay homage to multiple iconic eras in UCF football history. The numbers in particular have four different eras represented:
 - ✦ The drop shadow on the numbers are a nod to 1998, the year UCF QB Daunte Culpepper finish top 10 in Heisman voting
 - ✦ The notches in the numbers were introduced in 2013, the year UCF QB Blake Bortles led the Knights to a Fiesta Bowl victory, they also replicate the block "Knights" wordmark in the endzones of the Bounce House.
 - ✦ Select tones and edges were selected from UCF's "Knighthood" font which was featured in the program's rise to the Big 12.
 - ✦ The numbers on the new uniforms are bigger and bolder than the most recent version, a nod to large numbers worn from 2016-21.
- ✦ In addition to the new number font, shoulder numbers return to UCF's uniforms from the 2016-21 versions. The shoulders keep a nod to the pegasus, the university's academic logo, by featuring an oversized pegasus wing which was first featured on UCF's 2023 Mission VII Space uniforms. The pants on the new uniforms feature three larger polaris stars, representing UCF's past, present and future. The polaris star also makes an appearance inside the numbers as the shape of the perforation in the numbers. The polaris star is also a part of the university's academic logo.

UCF'S RECORD WHEN...

	2025	Frost at UCF
Overall	1-0	20-7
Big 12	0-0	0-0
Non-Conference	1-0	8-3
vs. ACC	0-0	0-0
vs. American	0-0	13-4
vs. Big Ten	0-0	1-2
vs. CUSA	1-0	3-0
vs. SEC	0-0	1-0
Home	1-0	11-3
Away	0-0	8-3
Neutral	0-0	1-1
Day game	0-0	11-3
Night game (6 p.m. start or later)	1-0	9-4
TV Games		
ABC		2-1
CBS Sports Network		4-3
ESPN		1-0
ESPN2		2-0
ESPNU		4-2
ESPN+		1-0
FOX		0-0
FS1		1-0
August	1-0	2-0
September	0-0	4-2
October	0-0	6-2
November	0-0	6-2
December	0-0	1-1
vs. FBS Top-25 teams	0-0	3-2
vs. FBS non-ranked teams	1-0	17-5
On artificial turf	0-0	5-3
On natural grass	1-0	15-4
Scoring first	1-0	12-5
Opponent scores first	0-0	8-2
Leading after 1st quarter	0-0	12-4
Trailing after 1st quarter	0-0	5-3
Tied after 1st quarter	1-0	3-0
Leading at halftime	0-0	17-2
Trailing at halftime	0-0	2-4
Tied at halftime	1-0	1-1
Leading after 3rd quarter	0-0	17-2
Trailing after 3rd quarter	0-0	1-5
Tied after 3rd quarter	1-0	2-0
Overtime	0-0	1-1
Scoring 19 points or less	1-0	1-2
Scoring 20-29 points	0-0	2-4
Scoring 30-39 points	0-0	6-1
Scoring 40+ points	0-0	11-0
Allowing 19 points or less	1-0	10-0
Allowing 20-29 points	0-0	6-1
Allowing 30-39 points	0-0	2-4
Allowing 40+ points	0-0	2-2
Games decided by 1-7 points	1-0	5-3
Games decided by 8-14 points	0-0	2-0
Games decided by 15-27 points	0-0	5-3
Games decided by 28+ points	0-0	8-1
With 100-yard rusher	0-0	5-0
Allow 100-yard rusher	0-0	4-3
With 300-yard passer	0-0	8-0
Allow 300-yard passer	0-0	4-1
Outgain opponent	1-0	13-2
Outgained by opponent	0-0	7-5
Rushing for <100 yards	0-0	1-5
Rushing for 100+ yards	1-0	11-1
Rushing for 200+ yards	0-0	8-1
Passing for <200 yards	0-0	4-2
Passing for 200+ yards	1-0	16-5
Passing for 250+ yards	1-0	4-1
Passing for 300+ yards	1-0	10-1
Total offense <300 yards	0-0	1-3
Total offense 300+ yards	1-0	19-4
Total offense 400+ yards	1-0	16-2
Total offense 500+ yards	0-0	9-0
Total offense 600+ yards	0-0	4-0
Allowing <100 yards rushing	0-0	6-1
Allowing 100+ yards rushing	1-0	14-6
Allowing 200+ yards rushing	0-0	5-3
Allowing <200 yards passing	1-0	7-4
Allowing 200+ yards passing	0-0	13-3
Allowing 250+ yards passing	0-0	7-1
Allowing 300+ yards passing	0-0	5-1
Allowing <300 yards total	0-0	3-1
Allowing 300+ yards total	1-0	17-6
Allowing 400+ yards total	0-0	8-3
Allowing 500+ yards total	0-0	3-1
Allowing 600+ yards total	0-0	2-0
When having 0 turnovers	0-0	7-0
When having 1-2 turnovers	1-0	11-3
When having 3+ turnovers	0-0	2-4
When having 0 takeaways	0-0	1-2
When having 1-2 takeaways	1-0	10-4
When having 3+ takeaways	0-0	9-1
Commit fewer turnovers	0-0	15-1
Commit more turnovers	0-0	2-5
Turnovers equal	1-0	3-1
Control time of possession	1-0	6-0
Opponent controls time of possession	0-0	14-7
Win Coin Toss	0-0	10-4
Lose Coin Toss	1-0	10-3

KNIGHT NOTES

TOUCH GRASS

- ✦ Acrisure Bounce House has new grass for the first time since it opened back in 2007. This summer, Carolina Green Corp. installed TifTuf® Bermudagrass, replacing the stadium's original field. The grass came from a sod farm in Vero Beach.
- ✦ Carolina Green Corp. is a licensed general contractor specializing in design, construction and renovation of natural and synthetic turf fields. They are one of a handful of construction firms labeled as Certified Field Builder (CFB) by the American Sports Builders Association. Carolina Green has on staff Certified Sports Field Managers (CSFM) and agronomists.

IT RUNS IN THE FAMILY

- ✦ It's not every day a person gets to interact with a pro athlete, but for a handful of Knights, they do every day with their family members. The below list of Knights have professional athletes in the family tree.
- ✦ Tayven Jackson's brother Trayce Jackson-Davis is a member of the Golden State Warriors, averaging 7.1 points per game over his career heading into the 2025-26 campaign; Tayven's father, Ray, played cornerback at Washington State and was a member of the Cougars' 1998 Pac-10 championship and went on to play in the NFL for four seasons, NFL Europe for two and Arena Football League for one.
- ✦ Phillip Dunnam's uncle is Miami Heat legend Udonis Haslem, while his cousins E.J. Biggers (cornerback) and Louis Delamas (safety) played in the NFL.
- ✦ Jaden Nixon's second cousin is NFL legend Adrian Peterson. Nixon's father, Jeroid Johnson played football and ran track at Oklahoma State while his cousin LaKyrion Mays ran for the track team there as well. Two more of Jaden's cousins, Larry and Issiah, just wrapped up their college careers on the defensive side of the ball.
- ✦ Davi Belfort's father is retired UFC and Brazilian pro boxer Vitor Belfort
- ✦ Jayden Bellamy's father, Jay, played in the NFL for 14 seasons with the Saints and Seahawks. Jayden's sister, Brelyn (Bre), played five seasons of college basketball
- ✦ Kam Moore's father, Ron, played in the NFL for six seasons, scoring 14 touchdowns and rushing for 2,210 yards
- ✦ Agyeaman Addae's father, Jahmile Addae, currently coaches cornerbacks for the Buffalo Bills
- ✦ Jabari Brooks' father, Willie Kelly, played fullback at Auburn from 1988-92, winning SEC titles in 1988 and 1989. His brothers Karekin (RB at Penn), Kelly (EDGE at Mercer) and Dijmon (DL at Georgia Tech) all recently wrapped up their college careers
- ✦ Zack Palmer's father, Mike, also played football at UCF, suiting up as a linebacker from 1995-98
- ✦ Brothers Carson and Chase Hinshaw are both rostered as wide receivers on this year's roster; nephew of former UCF OC Darin Hinshaw
- ✦ Two members of Tyreek'e Robinson's family, Sam Shields and Demarcus Christmas, were drafted into the NFL

CUSA TIES

- ✦ Since its inception in 1995, Conference USA has seen 33 FBS programs have played in or are currently a part of the league, equalling 24.3% of the FBS teams. UCF was one of those teams, joining the league in 2005 before playing its final season in the league in 2012.
- ✦ The Black and Gold won two conference championships while members of CUSA, doing so in 2007 and 2010. The Knights finished first or tied for first in the East Division four times while members (2005, 2007, 2010, 2012).
- ✦ Jacksonville State is the most recent champion of Conference USA, winning the 2024 title after joining the league in 2023.
- ✦ Other teams that have come from Conference USA that are on UCF's 2025 schedule include Cincinnati and Houston

DIVISION I DEBUTS

- ✦ Fourteen members of this year's UCF squad are making the jump to the FBS level this season
- ✦ The Knights have eight players who are new to a Division I roster and an additional six that make the jump to FBS from FCS
- ✦ The eight Knights that are making the jump to Division I this season are: DJ Black (Limestone - DI / South Carolina), Dominick Campbell (Howard and Notre Dame men's basketball), Anthony Coaxum (W.V. Wesleyan/Kentucky Christian/Carson-Newman) Dallan "Deebo" Coleman (UCF and Georgia Tech men's basketball), Mason Denaburg (MiLB, Washington Nationals organization), Laparka Langston (NW Mississippi - NJCAA), Justin Royes (Virginia Union - DI), Owen Spell (Limestone - DI / Madonna)
- ✦ Additionally, six Knights make their jump from FCS to FBS in the 2025 season: Jabari Brooks (Samford), Chris Domercant (Chattanooga / Stonehill), Cole Kozlowski (Colgate), Jefferson Lafontant (Bethune-Cookman), Connor Meadows (Tennessee State / Tennessee), Isaiah Reed (Brown)

MULTI-SPORT ATHLETES

- ✦ Plenty of Knights on this year's roster were multi-sport athletes in high school, but a few have gone on to play multiple sports at some high levels
- ✦ Punter Mason Denaburg recently traded in a baseball for a football after pitching in the Washington Nationals minor league organization after being a first round selection in the 2018 MLB draft. He appeared in 88 games across rookie ball to High-A, punching out 139 batters in the process.
- ✦ Tight end Dallan "Deebo" Coleman dons the Black and Gold for a second straight season, just on a different playing surface. After playing basketball at Georgia Tech for the first three seasons of his college career, Coleman transferred to UCF, helping the Knights reach the College Basketball Crown championship game. He averaged 6.7 points per game over his career, shooting 33.6% from the three-point line.
- ✦ Offensive lineman Dominick Campbell also transitions from the hardwood to the gridiron, playing basketball at Notre Dame his freshman year before spending the last two seasons with Howard. He averaged 5.8 points and 3.7 rebounds per game while shooting 49.7% from the floor.

NEW NATIONS

- ✦ The Knights have a chance to add two new nations to the all-time letterwinners list this season, welcoming Aymeric Koumba of France and Davi Belfort of Brazil
- ✦ Both players transferred in this season, as Koumba joins UCF from Michigan and Belfort from Virginia Tech
- ✦ Overall, UCF has six different nations represented on this year's roster: United States, France, Brazil, Italy, Canada and Germany

SEASON TICKETS SOLD OUT

- ✦ For the fifth consecutive season and the sixth time since 2019, UCF has sold out of its football season tickets allotment
- ✦ The lone season that separated the streak was due to a COVID-19 affected 2020 season
- ✦ With the sell out of season tickets, UCF is excited to reintroduce the Bounce Pass. The Bounce Pass is the most unique way to experience UCF Football allowing you to bounce around the stadium to take in gameday from different areas of Acrisure Bounce House

UNDERRATED BY THE AP

- ✦ According to Brett McMurphy of On3, UCF was listed as the No. 12 most underrated team by the AP poll since 2014, comparing the Associated Press' preseason Top 25 rankings with the AP's final rankings each season.
- ✦ Eight Big 12 Conference teams made the list of underrated teams, with BYU at No. 1, TCU at No. 4, Cincinnati at No. 6, Arizona State at No. 9, UCF at No. 12, Houston at No. 16, Oklahoma State at No. 17 and Arizona at No. 19
- ✦ On the flip side, UCF will face a non-conference opponent this season on the top 25 most overrated teams list as North Carolina checks in at No. 12. Also on the most overrated list is Utah at No. 18, Iowa State at No. 23 and Kansas State at No. 24.

BIG 12 CONFERENCE

- ✦ 2025 marks the 30th season of Big 12 Football, which held its inaugural season in 1996
- ✦ As of Sunday night, the Big 12 leads all FBS conferences in passing yards (4,255), passing touchdowns (42) and touchdown-to-interception ratio (14.0).
- ✦ The Big 12 is a combined 63-0 against FCS programs since the start of 2019. It is the only FBS conference to be undefeated against FCS schools during that time.
- ✦ Big 12 QB Club: The Big 12 has nine teams that return quarterbacks who threw for 2,400 yards or more last season, nearly twice the total of any other Power 4 conference. The Conference also bolstered its QB class with talented newcomers.
- ✦ The Big 12 will create excitement again this season after the Conference led the nation in 2024 in fourth-quarter lead changes and go-ahead scores in the final minute of conference games.
- ✦ The Big 12 Conference will publicly provide player availability reports for all Conference games this season

HISTORY VS. RANKED TEAMS

Record vs. **AP Top 25** teams - FCS & FBS Era: **10-36**

Record vs. **Coaches Top 25** teams - FCS & FBS Era: **10-37**

Date	AP/Coach Rk.	Opponent	Result
Oct. 26, 2024	11 / 12	BYU	L, 37-24
Oct. 19, 2024	9 / 12	at Iowa State	L, 38-35
Nov. 11, 2023	15 / 17	Oklahoma State	W, 45-3
Oct. 21, 2023	6 / 7	at Oklahoma	L, 31-29
Dec. 3, 2022	18 / 18	vs. Tulane	L, 45-28
Nov. 12, 2022	17 / 17	at Tulane	W, 38-31
Oct. 29, 2022	20 / 19	Cincinnati	W, 25-21
Oct. 16, 2021	3 / 4	at Cincinnati	L, 56-21
Dec. 22, 2020	13 / 15	vs. BYU	L, 49-23
Nov. 21, 2020	7 / 7	Cincinnati	L, 36-33
Jan. 1, 2019	11 / 11	vs. LSU	L, 40-32
Nov. 17, 2018	19 / 20	Cincinnati	W, 38-13
Jan. 1, 2018	7 / 8	vs. Auburn	W, 34-27
Dec. 2, 2017	16 / 14	vs. Memphis	W, 62-55 (OT)
Nov. 24, 2017	22 / 19	South Florida	W, 49-42
Oct. 29, 2016	NR / 24	at Houston	L, 31-24
Sep. 10, 2016	5 / 6	at Michigan	L, 51-14
Oct. 24, 2015	21 / 22	Houston	L, 59-10
Sep. 13, 2014	20 / 22	at Missouri	L, 38-10
Jan. 1, 2014	6 / 5	vs. Baylor	W, 52-42
Oct. 18, 2013	8 / 6	at Louisville	W, 38-35
Sep. 28, 2013	12 / 13	South Carolina	L, 28-25
Sep. 8, 2012	14 / 14	at Ohio State	L, 31-16
Nov. 12, 2011	25 / 23	at Southern Miss	L, 30-29
Nov. 14, 2009	13 / 12	Houston	W, 37-52
Nov. 7, 2009	2 / 2	at Texas	L, 35-3
Oct. 17, 2009	9 / 11	Miami	L, 27-7
Oct. 26, 2008	19 / 18	at Tulsa	L, 49-19
Sep. 6, 2008	17 / 18	South Florida	L, 31-24 (OT)
Oct. 13, 2007	5 / 15	at South Florida	L, 64-12
Sep. 15, 2007	6 / 6	Texas	L, 31-24
Sep. 9, 2006	7 / 7	at Florida	L, 42-0
Sep. 11, 2004	10 / 10	West Virginia	L, 45-20
Sep. 4, 2004	21 / 22	at Wisconsin	L, 34-6
Nov. 28, 2003	15 / 16	Miami (OH)	L, 56-21
Aug. 31, 2003	9 / 10	at Virginia Tech	L, 49-28
Aug. 31, 2002	24 / 23	at Penn State	L, 27-24
Sep. 29, 2001	8 / 7	at Virginia Tech	L, 46-14
Sep. 1, 2001	19 / 18	at Clemson	L, 21-13
Nov. 11, 2000	8 / 8	Virginia Tech	L, 44-21
Sep. 25, 1999	11 / 9	at Georgia	L, 24-23
Sep. 18, 1999	12 / 13	at Georgia Tech	L, 41-10
Sep. 11, 1999	4 / 4	at Florida	L, 58-27
Sep. 4, 1999	22 / 23	Purdue	L, 47-13
Sep. 27, 1997	8 / 8	at Auburn	L, 41-14
Sep. 13, 1997	6 / 5	at Nebraska	L, 38-24
Sep. 23, 1995	1 / 1	at Florida State	L, 46-14

Record Breakdown vs. AP Ranked Teams

No. 1	Top 5	Top 10	Top 25
0-1	0-6	3-18	10-36
Home	Away	Neutral	
5-11	2-23	3-3	

Record vs. **AP Top 25** teams: **10-36**

Record vs. **Coaches Top 25** teams: **10-37**

Records from each No. 1, Top 5, 10 and 25 are added and represented in the following column. Don't add each respective column!

KNIGHT NOTES

HISTORY VS. PAST NO. 1

- While UCF has faced the No. 1 team in the nation head-to-head just once, the Knights have a streak of playing historic programs that at some point in the program's history have reached a No. 1 ranking. Including 2025, the Knights have five consecutive regular seasons of playing one of those teams. If bowl games are included, the streak extends all the way back to Scott Frost's first year with the Knights, 2016.
- Since 2006, the only season that didn't include a previous No. 1 in the regular season or bowl game was 2015.
- The Knights' 2025 schedule sees BYU and North Carolina on that list, with BYU earning four weeks at No. 1, most recently in 1984 while North Carolina earned one number one ranking in 1948. Other years/teams in the streak: 2024 saw Colorado (7 weeks, last 1990), Florida (41 weeks, last 2009) and TCU (2 weeks, last 1958); 2023 saw Oklahoma (101 weeks, last 2011); 2022 and 2021 saw SMU (2 weeks, last 1950).
- If bowls are included, the 2020 season saw UCF match up with BYU in the Boca Raton Bowl. Keeping the streak alive: 2019 saw Pitt (21 weeks, last 1982); 2018 saw Pitt, SMU and LSU in the Playstation Fiesta Bowl (38 weeks, last 2019); 2017 saw Maryland (6 weeks, last 1955), SMU, and Auburn in the Chick-fil-A Peach Bowl (9 weeks, last 2010); 2016 saw Michigan (36 weeks, last 2024) and Maryland.

THE SPACE GAME

- The UCF Space Game has been played annually since the 2017 season and the Knights are 8-0 all-time in space games following a 56-12 victory against Arizona on Nov. 2, 2024.
- The game recognizes the University of Central Florida's roots, founded as Florida Technological University in 1963 with the mission of providing personnel to support the growing U.S. space program at the Kennedy Space Center and Cape Canaveral Air Force Station. As the academic scope expanded beyond its original focus on engineering and technology, the school was renamed the University of Central Florida in 1978.
- The Citronauts, the Knights' nickname in Space Games, will play their Space Game on Nov. 7, a Friday night in Orlando. It will be the ninth installation of the Space Game and the second against a repeat opponent. UCF beat Houston 44-29 in 2019
- UCF Space Game History
 - Nov. 2, 2024: W, 56-12, Arizona
 - Nov. 11, 2023: W, 45-3, #15 Oklahoma State
 - Oct. 13, 2022: W, 70-13, Temple
 - Oct. 22, 2021: W, 24-7, Memphis
 - Oct. 24, 2020: W, 51-34, Tulane
 - Nov. 2, 2019: W, 44-29, Houston
 - Nov. 1, 2018: W, 52-40, Temple
 - Oct. 14, 2017: W, 63-21, ECU
- UCF is averaging 50.6 points per game in Space Games, while opponents have been held to 19.9 ppg.
- UCF Space Facts:
 - UCF is No. 1 nationally for placing graduates in aerospace industry jobs.
 - In 1968, UCF established its motto: "Reach for the Stars" to represent the University's promising aerospace education in engineering, electronics and other technological professions.
 - 29% of Kennedy Space Center employees are UCF Alumni.
 - The 50-yard line of Acrisure Bounce House is on the exact latitude as Launch Complex 39A, NASA's most historic launch pad, 31 miles to the east.



TEAM STREAKS

Overall: Won 1

Home: Won 1

Away: Lost 4

Neutral: Lost 3

Big 12: Lost 3

Big 12 Home: Lost 1

Big 12 Away: Lost 3

Non-Con: Won 1

Non-Con Home: Won 6

Non-Con Away: Lost 1

vs. AP Top Five: Lost 6

vs. AP Top 10: Lost 4

vs. AP Top 25: Lost 2

vs. Unranked: Won 1

Game Ends in Any Overtime: Won 1

Game Ends in One Overtime: Won 1

Game Ends in Double Overtime or Later: Won 1

Leading at Half: Won 1

Trailing at Half: Lost 4

KNIGHTS IN THE NFL




Alex Ward	Los Angeles Rams	C	Active
Javon Baker	New England Patriots	WR	Active
Kalia Davis	San Francisco 49ers	DT	Active
Mac McWilliams	Philadelphia Eagles	CB	Active
Mike Hughes	Atlanta Falcons	CB	Active
Richie Grant	San Francisco 49ers	S	Active
RJ Harvey	Denver Broncos	RB	Active
Shaquill Griffin	Seattle Seahawks	CB	Active
Tylan Grable	Buffalo Bills	T	IR

THE LAST TIME...

	UCF		OPPONENT	
90+ offensive plays	Tulane (99)	10/24/20	at South Florida (93)	11/27/20
500+ of total offense	Arizona (602)	11/2/24	at Cincinnati (515)	11/4/23
600+ of total offense	Arizona (602)	11/2/24	vs. #13 BYU (655)	12/22/20
700+ of total offense	Kent State (723)	8/31/23	at Memphis (703)	10/17/20
500+ team passing yards	at Memphis (601)	10/17/20	South Florida (503)	11/24/17
Two players 100 yds passing	Florida A&M (B. Wimbush, 168; D. Gabriel, 127)	8/29/19	at Cincinnati (Gunner Kiel, 319; Hayden Moore, 154)	10/31/15
300+ team rushing yards	Arizona (308)	11/2/24	at Kansas (399)	10/7/23
Two players 100 yds rushing	vs. Florida (Isaiah Bowser, 155; Ryan O'Keefe, 110)	12/23/21	at Cincinnati (Kiner:114, R. Montgomery:113)	10/7/23
Two players 100 yds receiving	Temple (Kobe Hudson, 121; Ryan O'Keefe, 111)	10/13/22	---	
100 rush, 100 rec, 300 pass	at Florida Atlantic	9/17/22	at South Florida	11/27/20
	John Rhys Plumlee (121 rushing)		Kelly Joiner (116 rushing), Brian Battie (102 rushing)	
	Alec Holler (115 receiving)		Bryce Miller (121 receiving)	
	John Rhys Plumlee (339 passing)		Jordan McCloud (404 passing)	
Three defensive scores	vs. Tulane (Drico Johnson - fum + int; Shaquill Griffin - int)	11/5/16	---	---
Recover onside kick	East Carolina	11/19/15	UAB	11/24/12
Record a safety	New Hampshire (Tennison, blocked punt)	8/29/24	Tulsa	10/3/20
Come from down 10 points	at TCU (21 points, 28-7)	9/14/24	Baylor (28 points, 35-7 to win 36-35)	9/30/23
Score on first play of game	Baylor (Richardson, 79-yard run)	9/30/23	---	---
Win on final snap of reg.	at Boise State (18-16, Colton Boomer, 40 FG)	9/9/23	vs. Penn State (Sam Ficken 36-yard field goal)	8/30/14
Convert two-point conv.	at TCU (Jefferson shovel pass to Harvey)	9/14/24	Utah (Bottari pass to Bernard)	11/29/24

50+ passing attempts	Tulsa (Dillon Gabriel, 51)	10/3/20	at TCU (Josh Hoover, 52)	9/14/24
60+ passing attempts	---		Louisiana Tech (Tim Rattay, 64)	9/5/98
30+ completions	at Memphis (Dillon Gabriel, 35)	10/17/20	at TCU (Josh Hoover, 35)	9/14/24
40+ completions	---	---	Louisiana Tech (Tim Rattay, 46)	10/23/99
400+ yards passing	Tulane (Dillon Gabriel, 422)	10/24/20	at TCU (Josh Hoover, 402)	9/14/24
500+ yards passing	at Memphis (Dillon Gabriel, 601)	10/17/20	South Florida (Quinton Flowers, 503)	11/24/17
5+ passing touchdowns	Tulane (Dillon Gabriel, 5)	10/24/20	at Memphis (Brady White, 6)	10/17/20
6+ passing touchdowns	Liberty (Darin Hinshaw, 6)	11/6/93	at Memphis (Brady White, 6)	10/17/20
30+ rushing attempts	vs. Florida (Isaiah Bowser, 35)	12/23/21	at Memphis (Darrell Henderson, 31)	10/13/18
40+ rushing attempts	Memphis (Brynn Harvey, 42)	10/3/09	Eastern Michigan (Anthony Sherrell, 43)	11/8/03
150+ rushing yards	Arizona (RJ Harvey, 184)	11/2/24	at Kansas State (DJ Giddens, 4)	9/23/23
200+ rushing yards	Oklahoma State (RJ Harvey, 206)	11/11/23	at Kansas State (DJ Giddens, 4)	9/23/23
250+ rushing yards	vs. Tulsa (Kevin Smith, 284)	12/1/07	Akron (Mike Clark, 255)	9/27/86
4+ rushing touchdowns	Sam Houston (RJ Harvey, 4)	9/7/24	at Kansas State (DJ Giddens, 4)	9/23/23
5+ rushing touchdowns	---		Virginia Tech (Lee Suggs, 5)	11/11/00
150+ yards receiving	vs. Georgia Tech (Javon Baker, 173)	12/22/23	Baylor (Monaray Baldwin, 150)	9/30/23
200+ yards receiving	vs. Nevada (Brandon Marshall, 210)	12/24/05	South Florida (Tyre McCants, 227)	11/24/17
3+ receiving touchdowns	at South Florida (Jacob Harris, 3)	11/27/20	Memphis (Anthony Miller, 3)	12/2/17
4+ receiving touchdowns	Ohio (Doug Gabriel, 4)	11/30/02	Valdosta State (Darrien Teals, 4)	10/22/88
75-yard touchdown reception	Oklahoma State (Kobe Hudson, 75)	11/11/23	at Temple (Branden Mack, 75)	10/26/19
70-yard non-scoring reception	Temple (Jaylon Robinson, 70)	11/14/20	Austin Peay (Kyrin Moore, 74)	10/28/17
50+ yard field goal	Sam Houston (Colton Boomer, 50)	9/7/24	vs. Marshall (J. Rohrwasser, 50)	12/23/19
4+ field goals	at Boise State (Colton Boomer, 4)	9/9/23	vs. LSU (Cole Tracy, 4)	1/1/19
5+ field goals	---		Southern Miss (Danny Hrapmann, 5)	11/12/11
2+ sacks	Utah (Nyjalik Kelly, 2)	11/29/24	Utah (Lander Barton, 2)	11/29/24
3+ sacks	at South Florida (Landon Woodson, 3)	11/27/20	Navy (John Marshall, 4)	11/19/22
3+ interceptions	---	---	at UConn (Andrew Adams, 3)	11/1/14
2+ interceptions	Oklahoma State (Demari Henderson)	11/11/23	Boise State (Tyric LeBeauf, 2)	9/2/21
Interception for TD	at Iowa State (BJ Adams, 63)	10/19/24	Utah (Zemaiah Vaughn, 60 yards; Smith Snowden, 13 yards)	11/29/24
Fumble return for TD	Baylor (Demari Henderson, 87 yards)	9/30/23	Colorado (Cam'Ron Silmon-Craig, 95 yards)	9/28/24
Kickoff return for TD	USF (Mike Hughes, 95)	11/24/17	at Tulane (Stephon Hudson, 98)	11/23/19
Opening kickoff for TD	at Tulane (Quincy McDuffie, 95)	11/20/10	Pittsburgh (Lowell Robinson, 97)	10/13/06
70-yard punt	at Pittsburgh (Andrew Osteen, 71)	9/21/19	Arizona (Michael Salgado-Medina, 71)	11/2/24
Punt return for TD	at Pittsburgh (Otis Anderson, 87)	9/21/19	at Kansas (Trevor Wilson, 82)	10/7/23
Blocked punt for TD	Georgia Tech (2nd Qtr, Q. Bullard)	9/24/22	at Arizona State (Montana Warren, 46)	11/9/24
Blocked punt	New Hampshire (2nd Qtr, L. Tennison)	8/29/24	South Carolina State (3rd Qtr, Zanjerri Dunham)	9/1/22
Blocked field goal	Jacksonville State (2nd Qtr, K. Lawson)	8/28/25	at TCU (2nd Qtr, LaMareon James)	9/14/24
Blocked extra point	at Iowa State (3rd Qtr, C. Johnson)	10/19/24	at TCU (3rd Qtr, Bud Clark)	9/14/24

BOLD indicates play or game from 2025 season



What is Scorigami?

Scorigami is the art of building final scores that have never happened before. The concept was thought of by Jon Bois who sought to find unique scores in NFL history. In this case, we use it to see how often a score or range of points scored occurs, essentially creating a heat map of results across UCF football's history. Each data point is the final score of a UCF football game.

How do I read this chart?

The winning team's score is along the top (horizontal axis) and the losing team's score is along the left (vertical axis). Scores marked in green have happened, scores in white have not yet happened, scores in black are impossible. The bottom half is all black because the losing team can not score more points than the winning team. The numbers inside the green squares are the amount of times that score has happened. The higher the number in the green square, the more common the score.

368

UNIQUE SCORES

in UCF Football History

56-12

LAST SCORIGAMI

Nov. 2, 2024 vs. Arizona

Most Common Final Scores in UCF Football History

Game Result	Score	Times	Last Occurrence	UCF Record
31-24	6	Nov. 4, 2017, Win vs. SMU	4-2	
38-17	5	Dec. 21, 2012, Win vs. Ball State	3-2	
31-21	4	Nov. 23, 2024, at West Virginia	2-2	
38-31	4	Nov. 12, 2022, Win at #17 Tulane	3-1	
24-7	4	Oct. 22, 2021, Win vs. Memphis	3-1	
38-0	4	Sep. 8, 2018, Win vs. South Carolina St.	3-1	
52-7	4	Oct. 21, 2015, Loss at Cincinnati	2-2	
31-14	4	Sep. 26, 2015, Loss at South Carolina	1-3	
19-14	4	Nov. 9, 2013, Win vs. Houston	1-3	
24-17	4	Oct. 5, 2013, at Memphis	1-3	
35-14	4	Oct. 13, 2010, Win at Marshall	3-1	
31-10	4	Sep. 30, 2000, Win at Eastern Michigan	1-3	

31

MOST COMMON WINNING SCORE

Has occurred 41 times, last occurrence 31-21 loss at West Virginia, Nov. 23, 2024
Next closest: 38 points, 33 times

14

MOST COMMON LOSING SCORE

Has occurred 52 times, last occurrence 28-14 loss vs. Utah, Nov. 29, 2024
Next closest: 17 & 7 points, 42 times

ACRISURE BOUNCE HOUSE



The crown jewel in UCF's impressive Kenneth G. Dixon Athletics Village, Acrisure Bounce House, opened in 2007. The campus facility gives the Knights one of the top venues in the southeast. After spending their previous 28 seasons at the Florida Citrus Bowl (now known as Camping World Stadium) in downtown Orlando, the Knights made their debut in the new on-campus facility on Sept. 15, 2007 against the Texas Longhorns. A capacity crowd was on hand for the game, which was televised live nationally on ESPN2.

In its inaugural campaign at the stadium, UCF completed the season with six-straight wins at home, including a 44-25 victory over Tulsa in the Conference USA Championship game. When UCF hosted Miami on Oct. 17, 2009, a facility-record 48,453 fans were on hand for the contest.

Located on the modern north side of campus, the stadium features luxury boxes, a large club lounge and a natural grass playing surface.

In the summer of 2015, the stadium enjoyed its first major renovation with the addition of the Carl Black and Gold Cabana. This is premium area inside Acrisure Bounce House became one of the signatures of the UCF game-day experience. The Cabana is a 10,000-square-foot, Florida-themed social area and lounge located between the 30-yard lines. The section was expanded prior to the 2017 campaign with 2,921 chair-back seats and features open-air sun deck to enjoy the game.

Two more premium areas were added for 2017. Eight field-level cabanas were added at the south end zone with access to the enclosed air conditioned J and J Rosengren Lounge. The concourse between sections 108-113 was converted into the Stadium Club. This premium area on the popular west side of the stadium, provides access to dedicated food and drink options, as well as plenty of other amenities.

Just in time for the 2016 season, the video board was upgraded to a 114 by 36 feet LED display. It features a Daktronics 15MM HD pixel layout for excellent image clarity. The display also has variable content zoning, allowing it to show one large image or be divided into multiple windows to show any variety of live video, instant replays, statistics, scoring, graphics, animations and sponsorship messages.

The addition of a ribbon display to the south end zone was unveiled in 2017. This display measures more than seven feet high by 199 feet wide.

Acrisure Bounce House has new grass for the first time since it opened back in 2007. This summer, Carolina Green Corp. installed Tiffut[®] Bermudagrass, replacing the stadium's original field. The grass came from a sod farm in Vero Beach.

Largest Home Crowds in UCF History

#	Opponent (Year)	Att.
1.	Tulsa (2005 - USA Cham.)	51,978
2.	Virginia Tech (2000)	50,220
3.	Miami (2009)	48,453
4.	Cincinnati (2018)	47,795
5.	South Carolina (2013)	47,605
6.	South Florida (2017)	47,129
7.	South Florida (2008)	46,805
8.	South Florida (2006)	46,103
9.	Marshall (2007)	46,103
10.	South Florida (2013)	45,952

UCF played at the Florida Citrus Bowl from 1979-2006 until Acrisure Bounce House opened in 2007

Largest Crowds at Acrisure Bounce House

#	Opponent (Year)	Att.
1.	Miami (2009)	48,453
2.	Cincinnati (2018)	47,795
3.	South Carolina (2013)	47,605
4.	South Florida (2017)	47,129
5.	South Florida (2008)	46,805
6.	Marshall (2007)	46,103
7.	South Florida (2013)	45,952
8.	Colorado (2024)	45,702
9.	Boston College (2011)	45,671
10.	Texas (2007)	45,622

Largest Away Crowds in UCF History

#	Opponent (Year)	Att.
1.	Michigan (2016)	109,295
2.	Ohio State (2012)	104,745
3.	Penn State (2002)	103,029
4.	Penn State (2004)	101,715
5.	Texas (2009)	101,003
6.	Penn State (2013)	92,855
7.	Florida (2024)	90,369
8.	Florida (2006)	90,210
9.	Georgia (1999)	86,117
10.	Florida (1999)	85,346

Milestone Games (excluding 1992 exh.)

1	9/22/79	at St. Leo	W	21-0
100	10/8/88	New Haven	L	31-23
200	9/27/97	at Auburn	L	41-14
250	11/24/01	Louisiana-Lafayette	W	31-0
300	9/9/06	at Florida	L	42-0
350	9/4/10	South Dakota	W	38-7
400	11/29/13	South Florida	W	23-20
450	11/18/17	at Temple	W	45-19
500	11/20/21	UConn	W	49-17
542	8/28/25	Jacksonville St.	W	17-10

Milestone Home Wins

1	9/29/79	Fort Benning	7-6
100	10/26/02	Akron	28-17
197	8/28/25	Jacksonville State	17-10

Milestone Away Wins (excl. neutral site)

1	9/22/79	at St. Leo	21-0
50	10/24/09	at Rice	49-7
96	9/14/24	at TCU	35-34

Football Bowl Subdivision Era Games

1	8/29/96	William & Mary	W	39-33
100	11/13/04	at Ball State	L	21-17
300	10/24/20	Tulane	W	51-34
358	8/28/25	Jacksonville St.	W	17-10

Football Bowl Subdivision Era Wins

1	8/29/96	William & Mary	39-33
50	10/21/05	Tulane	34-24
100	10/13/12	Southern Miss	38-31 (2017)
150	9/29/18	Pittsburgh	45-14
203	8/28/25	Jacksonville State	17-10

THROUGH THE TURNSTYLES

13,119,304

Spectators that have watched the Knights play in person at home, away, neutral or exhibition games since 1979.

6,553,281

Spectators that have attended UCF home games since 1979, including an exhibition game against Team Moscow in 1992.

3,744,723

Spectators that have poured into Acrisure Bounce House for home UCF football games since 2007.

RECORD AT ACRISURE BOUNCE HOUSE

86-30

Overall

53-20

Conference

3-0

Postseason

ALL-TIME SCOREBOARD AT ABH



3,619

OPPONENTS

2,013

PARDON OUR DUST

Acrisure Bounce House is enduring its largest renovation in years as Roth Tower is set to be expanded with a completion date of Fall 2026. Currently home to suites, the press box and more, the new Roth Tower will enhance the gameday experience and serve as a premier event space in east Orange County.


The existing tower and club spaces will remain operational for the 2025 season. The north and south expansion structure and roof will take shape around existing tower while the west expansion foundations and columns will be in place. At the conclusion of the 2025 season the existing tower will cease operations to complete remaining structure and interior buildout.

The tower will increase premium capacity, expand suite offerings, and provide unique event opportunities year-round, attracting more fans, visitors and events to the Kenneth G. Dixon Athletics Village beyond game days.

The Tower is Go for Launch in Fall of 2026. The new Roth Tower will see a 256% increase in square footage of useable club space for gameday and non-gameday events (4,400 SF to 15,650 SF). It will also include loge seating, 42% more club seats, 28 luxury suites that are 38% larger in size than current suites and 34 new outdoor sky suites. The new tower will include four levels and will provide substantially more shade across the stadium bowl.



Rendering of the fully renovated Roth Tower at Acrisure Bounce House, slated for a Fall 2026 completion



Rendering of what Roth Tower at Acrisure Bounce House will look like during the 2025 football season



Scott Frost

Head Coach / First Season, Third Season Overall at UCF

After an unforgettable two-year run that saw the UCF football program rise to national prominence, Scott Frost is coming back home.

Known for sparking the "Charge On" spirit and guiding UCF to its first perfect season, Frost was re-introduced as the program's next head coach by UCF Vice President and Director of Athletics Terry Mohajir on Dec. 8, 2024.

Frost originally served as UCF's head coach from 2016 to 2017, culminating in a historic 13-0 season, an AAC championship and a national championship that captured the nation's attention. In his final game, Frost guided UCF to a victory over No. 7 Auburn in the 2018 Peach Bowl, securing the program's first undefeated season in school history.

Frost posted the greatest two-year turnaround in college football history at UCF, inheriting a 0-12 team in 2015 and taking the Knights to a perfect season in his second and final year, when he was named the national coach of the year.

"I'm deeply honored to return to UCF, a school that has always held a special place in my heart," Frost said. "The foundation we built here has only grown stronger, and I am thrilled to continue shaping this program's legacy. As we prepare for year three in the Big 12 Conference, I look forward to working alongside our dedicated student-athletes, talented staff, and passionate fans to reach new heights together."

Frost went a combined 19-7 in two seasons at UCF, helping turn an 0-12 team into a 13-0 squad in just two years. In Frost's first season, he took the Knights to a bowl game and finished with a 6-7 record. The turnaround was historic, as Frost became the only first-year coach in FBS history to make a bowl game with a team that was winless the previous season. UCF led the nation with a six-win improvement in 2016 and exceeded that mark in 2017 as the nation's only undefeated team. The Knights put together the first undefeated regular season in UCF and AAC history in 2017, posted the longest winning streak in school history at the time of his departure (13 games), achieved the highest in-season ranking in program history (10th), highest final ranking (6th) and set an AAC record with 16 all-conference selections.

UCF was led by its high-powered offense and improved defense under Frost. The Knights led the nation in scoring at 48.2 points per game and were the only FBS team to score at least 30 points in every game in 2017. Defensively, UCF improved its scoring defense by 65 spots in Frost's two seasons.

In addition to being the unanimous choice as the 2017 AAC Coach of the Year, Frost was honored as the national coach of the year by the Associated Press, American Football Coaches Association, the Touchdown Club of Columbus, the Lombardi Award and FCA in addition to winning the Home Depot, Paul "Bear" Bryant and Eddie Robinson coach-of-the-year awards.

Frost began his coaching career at Northern Iowa in 2007 as a linebackers coach and was promoted to co-defensive coordinator in 2008. That season, his defense excelled, tying for third in the FCS with 40 takeaways and ranking ninth in scoring defense, allowing just 17.7 points per game. The 12-3 Panthers also led the Missouri Valley Football Conference in both rushing defense (107.1 yards per game) and scoring defense.

In 2009, Frost joined the Oregon coaching staff as the wide receivers coach under head coach Chip Kelly and offensive coordinator Mark Helfrich. Frost helped Oregon post a 79-14 record in his seven seasons, during which time the Ducks won four conference titles and twice played for the national championship.

Oregon never ranked lower than eighth nationally in scoring offense during Frost's seven seasons on staff, and the Ducks led the nation in scoring in 2010. Frost was promoted to offensive coordinator in 2013, and Oregon ranked in the top five nationally in both scoring and total offense each of his three seasons calling plays. The Ducks scored 681 points in 2014, the second-highest total in NCAA history. Oregon made it to the College Football Playoff Championship Game that year, when Frost was one of five finalists for the Broyles Award, presented annually to the nation's top assistant. Frost's quarterback, Marcus Mariota, won the Heisman Trophy and was the No. 2 overall pick in the 2015 NFL Draft.

After Kelly left for the Philadelphia Eagles, Oregon promoted Mark Helfrich to head coach and named Frost offensive coordinator and quarterbacks coach in 2013. In this role, Frost guided Marcus Mariota to a Heisman Trophy win and a berth in the national championship game. During Frost's tenure as offensive coordinator, Oregon recorded a 33-8 record and consistently ranked among the nation's top teams in scoring and total offense. His standout performance in 2014 earned him a finalist spot for the prestigious Broyles Award, recognizing the nation's top assistant coach.

Following his two years at UCF, Scott Frost served as the head football coach at the University of Nebraska for four-plus seasons from 2018 to 2022, coaching the first three games of the 2022 season. Frost posted a 16-31 record with the Cornhuskers. His tenure was defined by close losses, as 23 of his 31 losses were by single digits, including each of his final 13. Nebraska lost 22 one-score games during Frost's career, including 12 games by five or fewer points.

Last season, Frost had been serving as a coaching consultant for Sean McVay and the Los Angeles Rams.



COACHING RECORD

Season	School	Record	Pct
2016	UCF	6-7	.462
2017	UCF	13-0	1.000
2018	Nebraska	4-8	.333
2019	Nebraska	5-7	.417
2020	Nebraska	3-5	.375
2021	Nebraska	3-9	.250
2022	Nebraska	1-2	.333
2025	UCF	1-0	1.000
At UCF	3 Seasons	20-7	.741
Total	8 Seasons	36-38	.487

COACHING EXPERIENCE

2004	Nebraska	Graduate Assistant
2006	Kansas State	Graduate Assistant
2007	Northern Iowa	Linebackers Coach
2008	Northern Iowa	Co-Defensive Coordinator/LB Coach
2009-12	Oregon	Pass Game Coordinator/WR Coach
2013-15	Oregon	Offensive Coordinator/QB Coach
2016-17	UCF	Head Coach
2018-22	Nebraska	Head Coach
2024	Los Angeles Rams	Senior Analyst
2025-pres.	UCF	Head Coach

PLAYING CAREER

1993-94	Stanford	FBS
1995-97	Nebraska	FBS
1998 NFL Draft	Selected by New York Jets	Round 3, Pick 67
1998-2000	New York Jets	NFL
2001	Cleveland Browns	NFL
2002	Green Bay Packers	NFL
2003	San Francisco 49ers/Tampa Bay Buccaneers	NFL

CHAMPIONSHIPS

2017	National Champions (Colley)
	Chick-fil-A Peach Bowl Champion
	American Athletic Conference Champion
	American Athletic Conference - East Division Champion
1997	National Champion
1995	National Champion

AWARDS

2017	AP National Coach of the Year
	AFC National Coach of the Year
	Paul "Bear" Bryant Award
	Eddie Robinson Coach of the Year
	Woody Hayes Trophy
	Home Depot Coach of the Year
	FCA Coach of the Year
	American Athletic Conference Coach of the Year
1997	Second Team All-Big 12
1996	Big 12 Offensive Newcomer of the Year

ASSISTANT COACHES



Alex GRINCH

Defensive Coordinator/Safeties
Mount Union, 2001 / 1st Season at UCF
Gameday Location: Field

- ◆ Four-time nominee and two-time Broyles Award semifinalist, earning his semifinal nods in 2019 at Oklahoma and 2017 at Washington State
- ◆ He joins the Knights after spending the 2024 season as the co-defensive coordinator and safeties coach at Wisconsin.
- ◆ A safety at Mount Union (1998-2001), Grinch and the Purple Raiders went 54-1 and won three NCAA Division III championships (1998, 2000, 2001) and four Ohio Athletic Conference titles. He earned All-America third team honors as a 2001 senior.



Steve COOPER

Offensive Coordinator/Tight Ends
Portland State, 2008 / 1st Season at UCF
Gameday Location: Box

- ◆ Spent four seasons with Scott Frost at Nebraska
- ◆ Was at Boise State in 2024 as an offensive analyst, helping the Broncos earn a spot in the inaugural 12-team College Football Playoff
- ◆ Spent the 2023 season as the offensive coordinator and quarterbacks coach at Maine, leading the Black Bears to the 10th-ranked passing offense in FCS with 3,081 yards.
- ◆ Was a part of the top passing offense in FCS as a wide receiver at Portland State for his final two collegiate seasons



Sean BECKTON SR.

Associate Head Coach/Wide Receivers
UCF, 1993 / 21st Season at UCF
Gameday Location: Field

- ◆ Beckton remains with UCF in his fourth stint with the Knights, after rejoining the program as an analyst in July 2024. He served on staff from 2009-2017 in multiple roles: 2009-11, defensive backs; 2012-15, wide receivers; 2016-17, tight ends and recruiting coordinator. He was also wide receivers coach from 1996-2003, after working as a graduate assistant from 1992-93.
- ◆ Coached tight ends at Nebraska with Coach Frost from 2018-22
- ◆ Beckton led the Knights in receiving yards in three consecutive years as a player, highlighted by 1,030 yards as a sophomore in 1988



Mike DAWSON

Defensive Run Game Coordinator/Edge
UMass-Amherst, 1997 / 3rd Season at UCF
Gameday Location: Field

- ◆ Dawson returns to UCF after serving as a defensive analyst at Kansas (2024) and Ohio State (2023)
- ◆ He previously coached UCF's defensive line during Frost's first tenure, leading the defensive front in their undefeated 2017 season
- ◆ Has spent time on NFL staffs with the Giants and Eagles
- ◆ Began his coaching career at the collegiate level in 1998 and climbed through the ranks coaching at UMass-Lowell, Maine, Pittsburgh, New Hampshire, Akron, Boston College and eventually the NFL



Kenny MARTIN

Defensive Tackles
Western Kentucky, 2012 / 5th Season at UCF
Gameday Location: Field

- ◆ Since joining UCF in 2021, Martin has helped transform the Knights' defense. His defensive tackle units have contributed significantly to national rankings in red-zone defense and multiple bowl game appearances.
- ◆ A four-year letterman for Western Kentucky, Martin started 42 games from 2009-12 (74 career tackles) and was a member of the Hilltoppers' first FBS bowl team in the 2012 Little Caesar's Pizza Bowl.
- ◆ An Orlando native, the Knights finished the 2024 campaign 29th in rushing defense, including third in the Big 12.



Shawn CLARK

Offensive Line
Appalachian State 1998 / 1st Season at UCF
Gameday Location: Field


- ◆ Spent the previous five seasons as an FBS head coach. He comes to Orlando after compiling a 40-24 record at Appalachian State, headlined by a 10-win season in 2021.
- ◆ As App State's offensive line coach (2016-2019), he powered dominant rushing offenses, ranking top 25 nationally in both rushing yards and fewest sacks, earning Joe Moore Award recognition in 2018 and 2019
- ◆ Was a two-time All-American (1996 & 1998) and three-time all-conference selection during his playing days at Appalachian State



Brandon HARRIS

Defensive Backs
Miami, 2010 / 1st Season at UCF
Gameday Location: Field

- ◆ Harris, selected in the second round of the 2011 NFL Draft by the Houston Texans, brings professional playing experience to UCF
- ◆ Harris spent three seasons (2022-2024) at Florida Atlantic, rising to co-defensive coordinator and cornerbacks coach. In 2024, the Owls tallied 11 interceptions and two defensive touchdowns while forcing at least one turnover in eight games, while ranking among the nation's top 40 in red-zone defense



Jimmy BEAL

Running Backs
Montana State, 2006 / 1st Season at UCF
Gameday Location: Field

- ◆ Beal brings nearly 20 years of collegiate coaching experience, highlighted by his recent success in developing high-powered rushing offenses.
- ◆ At Utah State (2024), he helped orchestrate a rushing attack that averaged nearly 200 yards per game, placing the Aggies among the top five in the Mountain West
- ◆ Beal began his coaching journey at Rocky Mountain College (2005-2008) working with wide receivers and running backs followed by a graduate assistant role at Texas State and sprinter coaching at MSU Billings



Mark D'ONOFRIO

Linebackers
Penn State, 1992 / 1st Season at UCF
Gameday Location: Field

- ◆ Has tallied more than 20 years of coaching experience
- ◆ Spent 12 seasons as a defensive coordinator at Temple, Miami, and Houston, during which he coached and recruited numerous all-conference players, including 10 NFL draft picks in the first three rounds, such as linebacker Denzel Perryman and tight end David Njoku.
- ◆ Most recently spent two seasons working with Stanford's inside linebackers, dramatically improving the run defense, lifting Stanford from 126th to 40th nationally, allowing 132.9 rushing yards per game in 2024



McKenzie MILTON

Quarterbacks
UCF, 2019 / 1st Season at UCF
Gameday Location: Field

- ◆ One of the most iconic players to don a UCF uniform, he to Orlando as the Knights' quarterbacks coach in December 2024
- ◆ A former two-time AAC Offensive Player of the Year, earning the honor under Frost during his first stint at UCF in 2017, Milton led the UCF to a 27-6 overall record as the starter under center and led the Knights to two AAC Championships and consecutive New Year's Six bowl games.
- ◆ Joins UCF following two seasons as an offensive analyst at Tennessee, helping the Volunteers earn a spot in the inaugural 12-team CFP
- ◆ Threw for 8,683 yards and 72 touchdowns during his time in a UCF uniform. His 9,761 yards of total offense rank third in program record books



Pete ALAMAR

Special Teams Coordinator
Cal Lutheran, 1983 / 1st Season at UCF
Gameday Location: Field

- ◆ Brings over 40 years of experience as an assistant coach—including more than 20 years specializing in special teams
- ◆ Alamar thrived at Rice as both Associate Head Coach and Special Teams Coordinator, stepping in as interim head coach for the final four games of the 2024 season, where he led the team to two victories
- ◆ During his tenure at Stanford (2012-2022), Cal (2003-2009), Fresno State (2010-2011), and Rice (2023-2024), Alamar consistently coached specialists to national prominence, including Christian McCaffrey who earned national returner awards, Joshua Karty was a Lou Groza Award finalist

2025 UCF ROSTER

##	Name	Pos.	Ht.	Wt.	Year	Hometown/High School (Previous Schools)
0	Dylan Wade	TE	6-4	240	Jr.	Orlando, Fla./Jones (Maryland)
0	Keli Lawson	LB	6-4	230	r-Sr.	Stephens City, Va./Sherando (Virginia Tech)
1	Kylan Fox	TE	6-4	235	So.	Valdosta, Ga./Grayson
1	Ja'Cari Henderson	DB	6-0	180	r-Jr.	Sanford, Fla./Seminole
2	Tayven Jackson	QB	6-4	215	r-Jr.	Greenwood, Ind./Center Grove (Indiana/Tennessee)
2	Phillip Dunnam	DB	6-1	195	Sr.	North Miami Beach, Fla./North Miami Beach (FAU/Indiana)
3	Marcus Burke	WR	6-3	195	r-Sr.	Jacksonville, Fla./Trinity Christian Academy (Florida)
3	Tony Williams	DB	6-1	195	Fr.	Miami, Fla./Miami Central
4	Taevion Swint	RB	5-10	185	Fr.	Kissimmee, Fla./Osceola
4	Braeden Marshall	DB	5-10	200	Jr.	Lake Mary, Fla./Lake Mary
5	Jaden Nixon	RB	5-10	200	r-Sr.	Las Colinas, Texas/Lone Star (Western Michigan/Oklahoma St.)
5	DJ Bell	DB	6-4	185	r-Jr.	Pensacola, Fla./Pensacola (Memphis)
6	Ric'Darious Farmer	WR	5-11	160	So.	Melbourne, Fla./Melbourne Central Catholic (West Virginia)
6	Isaiah Nixon	EDGE	6-4	245	r-So.	St. Petersburg, Fla./Lakewood
7	Duane Thomas Jr.	WR	5-8	175	Jr.	Miami Gardens, Fla./Chaminade - Madonna (Charlotte)
7	Antione Jackson	DB	6-1	185	Jr.	Lauderhill, Fla./Dillard (East Carolina)
8	Bredell Richardson	WR	6-1	190	r-Fr.	Tampa, Fla./Carrollwood Day
8	Demari Henderson	DB	6-0	185	r-Jr.	Sanford, Fla./Seminole
9	DJ Black	WR	6-4	205	r-Jr.	Inman, S.C./Chapman (Limestone/South Carolina)
9	Nyjalik Kelly	EDGE	6-5	265	Sr.	Oakland Park, Fla./Dillard (Miami)
10	Davi Belfort	QB	5-11	195	r-Fr.	Rio de Janeiro, Brazil / Western [Fla.] (Virginia Tech)
10	Sincere Edwards	EDGE	6-3	250	So.	Orlando, Fla./Wekiva (Pittsburgh)
11	Jacurri Brown	QB	6-4	205	r-Jr.	Valdosta, Ga./Lowndes (Miami)
11	Jaeden Gould	DB	6-2	210	r-Jr.	Somerset, N.J./Bergen Catholic (Syracuse/Nebraska)
12	Carl Jenkins Jr.	WR	6-2	185	Fr.	St. Augustine, Fla./St. Augustine
12	Aymeric Koumba	EDGE	6-5	245	r-So.	Bordeaux, France / Lycée Alfred Kastler (Michigan)
13	Chris Domerant	WR	6-1	185	r-Sr.	Bellingham, Mass. / Bellingham (Chattanooga/Stonehill)
13	Horace Lockett	DT	6-6	355	r-Jr.	Atlanta, Ga./Westlake (Georgia Tech)
14	Cam Fancher	QB	6-2	205	r-Sr.	Dayton, Ohio/Wayne (Florida Atlantic/Marshall)
14	Isaiah Reed	DB	6-0	190	5th	Lake Wales, Fla. / Seffner Christian Academy (Brown)
15	Jyaire Brown	DB	5-11	175	r-Jr.	New Orleans, La./Lakota West (LSU/Ohio State)
16	Noe Ruelas	K/P	6-1	195	r-Sr.	West Hartford, Conn. / Hall (James Madison/UConn)
16	TJ Bullard	LB	6-1	220	r-Jr.	Tampa, Fla./Berkeley Prep
17	Brock Hansel	QB	5-10	175	r-Jr.	Lake Worth, Fla./Park Vista
17	Jaylen "AP" Heyward	DB	6-0	190	So.	Rockledge, Fla./Rockledge
18	Caden Piening	TE	6-5	245	Fr.	Cincinnati, Ohio/Anderson
18	Jakob Gude	DB	5-11	190	So.	Atlanta, Ga./Langston Hughes
19	Waden Charles	WR	6-2	195	Fr.	Pembroke Pines, Fla./Somerset Academy
19	Hudson Gibbs	DB	5-9	170	r-So.	Winter Park, Fla./Winter Park
20	Lewis Carter	LB	6-0	225	Jr.	Tampa, Fla./Tampa Catholic (Oklahoma)
21	Stacy Gage	RB	5-11	200	r-Fr.	Tampa, Fla./St. Thomas Aquinas
22	Myles Montgomery	RB	5-11	200	r-Sr.	Jacksonville, Fla./Fletcher (Cincinnati)
23	Jayden Bellamy	DB	5-11	190	R-Sr.	Valrico, Fla. / Bloomingdale (FAU)
25	Rukeem Stroud	DB	5-11	165	Fr.	Plant City, Fla./Tampa Bay Tech
26	Christian Peterson	DB	5-9	185	So.	Dothan, Ala./Westlake
27	Nicholas Antoine	DB	6-4	205	r-Jr.	Daytona Beach, Fla./Mainland
28	Troy Ford Jr.	LB	6-2	225	r-So.	Savannah, Ga./Calvary Day
29	Jayden Bellamy	DB	6-1	190	r-Jr.	Freehold, N.J./Bergen Catholic (Syracuse/Notre Dame)
30	Kam Moore	LB	6-1	220	r-Jr.	Sanford, Fla./ Seminole
31	Noah McGough	K/P	5-11	175	Fr.	Dallas, Texas / Jesuit
32	Tyler Wrenn	RB	5-11	185	r-Sr.	Fort Pierce, Fla./Vero Beach (Chowan)
32	Malakhi Boone	LB	6-2	230	Fr.	Bushnell, Fla. / South Sumter
33	Phil Picciotti	LB	6-3	230	r-So.	Perkasie, Pa./IMG Academy (Oklahoma)
34	Terrell Jackson	DB	6-1	185	r-Jr.	Jacksonville, Fla./Trinity Christian
35	Agyeman Addae	RB	5-9	190	Fr.	Miami, Fla./Columbus
36	Chase Jarrett	DB	6-0	200	r-Fr.	Tampa, Fla./Plant
37	Rocklyn Kelley	LS	6-1	225	Fr.	Denton, Texas / Guyer
38	Jayden McDonald	LB	6-4	235	r-Sr.	Salem, Va. / Salem (Virginia Tech)
39	Andrea Parisi	WR	5-11	195	r-Fr.	Bergamo, Italy/Saint Andrew's
40	Anthony Venneri	P	6-0	215	r-Jr.	Hamilton, Ontario, Canada/St. Thomas More (Ohio State/Buffalo)
42	Chance Nixon	RB	5-9	175	Fr.	Oviedo, Fla. / Oviedo
43	Cole Kozlowski	LB	6-2	225	Sr.	Spring Lake, N.J./ Manasquan (Colgate)
44	Josh Dorsainvil	EDGE	6-5	240	r-Sr.	Orange Park, Fla./Ridgeview (Savannah State)

CLASS BREAKDOWN

Seniors & Fifth Years (25)

QB - 14 - Cam Fancher (r-Sr.)	OL - 77 - Keegan Smith (r-Sr.)
RB - 5 - Jaden Nixon (r-Sr.)	EDGE - 9 - Nyjalik Kelly (Sr.)
RB - 22 - Myles Montgomery (r-Sr.)	EDGE - 44 - Josh Dorsainvil (r-Sr.)
RB - 32 - Tyler Wrenn (r-Sr.)	EDGE - 51 - Malachi Lawrence (r-Sr.)
WR - 3 - Marcus Burke (r-Sr.)	EDGE - 96 - Anthony Coaxum (r-Sr.)
WR - 13 - Chris Domerant (r-Sr.)	LB - 0 - Keli Lawson (r-Sr.)
TE - 83 - Dallon "Deebo" Coleman (5th)	LB - 38 - Jayden McDonald (r-Sr.)
OL - 50 - Pat Barnett (5th)	LB - 43 - Cole Kozlowski (Sr.)
OL - 55 - Cameron Kinnie (5th)	DB - 2 - Phillip Dunnam (Sr.)
OL - 62 - Jabari Brooks (5th)	DB - 14 - Isaiah Reed (5th)
OL - 64 - Gaard Memmelaar (5th)	DB - 23 - Jayden Williams (r-Sr.)
OL - 66 - Colin Cook (5th)	K - 16 - Noe Ruelas (r-Sr.)
OL - 69 - Paul Rubelt (5th)	

Juniors (35)

QB - 2 - Tayven Jackson (r-Jr.)	DT - 99 - Jamaal Johnson (r-Jr.)
QB - 11 - Jacurri Brown (r-Jr.)	EDGE - 45 - Quentin Hatch (r-Jr.)
QB - 17 - Brock Hansel (r-Jr.)	LB - 20 - Lewis Carter (Jr.)
WR - 7 - Duane Thomas Jr. (Jr.)	LB - 30 - Kam Moore (r-Jr.)
WR - 9 - DJ Black (r-Jr.)	DB - 1 - Ja'Cari Henderson (r-Jr.)
WR - 87 - Dwartney Wortham (r-Jr.)	DB - 4 - Braeden Marshall (Jr.)
TE - 0 - Dylan Wade (Jr.)	DB - 5 - DJ Bell (r-Jr.)
TE - 84 - Thomas Wadsworth (r-Jr.)	DB - 7 - Antione Jackson (Jr.)
OL - 52 - Carter Miller (r-Jr.)	DB - 8 - Demari Henderson (r-Jr.)
OL - 53 - Laparka Langston (Jr.)	DB - 11 - Jaeden Gould (r-Jr.)
OL - 58 - Connor Meadows (r-Jr.)	DB - 15 - Jyaire Brown (r-Jr.)
OL - 61 - Owen Spell (Jr.)	DB - 16 - TJ Bullard (r-Jr.)
OL - 63 - Shaheem Hill (r-Jr.)	DB - 27 - Nicholas Antoine (r-Jr.)
OL - 72 - Dominick Campbell (r-Jr.)	DB - 29 - Jayden Bellamy (r-Jr.)
OL - 78 - Preston Cushman (r-Jr.)	DB - 34 - Terrell Jackson (r-Jr.)
DT - 13 - Horace Lockett (r-Jr.)	LS - 47 - Dalton Riggs (r-Jr.)
DT - 91 - Keshawn Hudson (r-Jr.)	P - 40 - Anthony Venneri (r-Jr.)
DT - 95 - RJ Jackson Jr. (Jr.)	

Sophomores (22)

WR - 6 - Ric'Darious Farmer (So.)	DT - 94 - Rodney Lora (r-So.)
TE - 1 - Kylan Fox (So.)	EDGE - 6 - Isaiah Nixon (r-So.)
TE - 80 - Max Drag (r-So.)	EDGE - 10 - Sincere Edwards (So.)
OL - 68 - Ethan Higgins (r-So.)	EDGE - 12 - Aymeric Koumba (r-So.)
OL - 74 - Matthew Prigmore (r-So.)	LB - 28 - Troy Ford Jr. (r-So.)
OL - 75 - Andrew Phelan (r-So.)	LB - 33 - Phil Picciotti (r-So.)
OL - 76 - Justin Royes (r-So.)	DB - 17 - Jaylen "AP" Heyward (So.)
DT - 55 - John Walker (r-So.)	DB - 18 - Jakob Gude (So.)
DT - 87 - Andrew Rumph (r-So.)	DB - 19 - Hudson Gibbs (r-So.)
DT - 88 - Derrick LeBlanc (r-So.)	DB - 26 - Christian Peterson (So.)
DT - 92 - Jeffson Lafontant (r-So.)	DB - 49 - Donnell Johnson (r-So.)

Freshmen (30)

QB - 10 - Davi Belfort (r-Fr.)	OL - 57 - Camp Lott (Fr.)
RB - 4 - Taevion Swint (Fr.)	OL - 65 - Jaquez Joiner (Fr.)
RB - 21 - Stacy Gage (r-Fr.)	OL - 67 - Noah Senka (r-Fr.)
RB - 35 - Agyeman Addae (Fr.)	OL - 70 - RaiShaun McHaney (Fr.)
RB - 42 - Chance Nixon (Fr.)	OL - 71 - Thomas Gearity (r-Fr.)
WR - 8 - Bredell Richardson (r-Fr.)	OL - 73 - Jacob Maiava (Fr.)
WR - 12 - Carl Jenkins Jr. (Fr.)	DT - 54 - Trenton Turner (Fr.)
WR - 19 - Waden Charles (Fr.)	DT - 98 - Tyreek'e Robinson (r-Fr.)
WR - 39 - Andrea Parisi (r-Fr.)	LB - 32 - Malakhi Boone (Fr.)
WR - 81 - Zack Palmer (Fr.)	DB - 25 - Rukeem Stroud (Fr.)
WR - 82 - Jordyn Bridgewater (r-Fr.)	DB - 3 - Tony Williams (Fr.)
WR - 85 - Carson Hinshaw (r-Fr.)	DB - 36 - Chase Jarrett (r-Fr.)
WR - 86 - Chase Hinshaw (Fr.)	LS - 37 - Rocklyn Kelley (Fr.)
WR - 89 - Caleb Rollerson (r-Fr.)	K/P - 31 - Noah McGough (Fr.)
TE - 18 - Caden Piening (Fr.)	K/P - 97 - Mason Denaburg (Fr.)

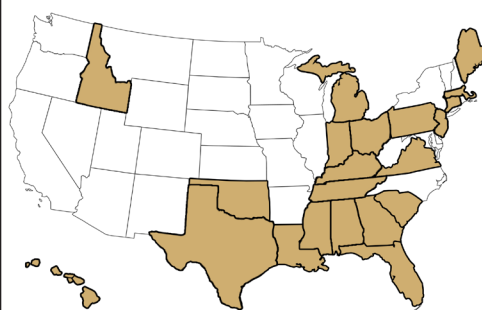
2025 UCF ROSTER

##	Name	Pos.	Ht.	Wt.	Year	Hometown/High School (Previous Schools)
45	Quentin Hatch	EDGE	6-1	225	r-Jr.	Orlando, Fla./West Orange (Lake Erie College)
47	Dalton Riggs	LS	6-3	225	r-Jr.	Eagle, Idaho / Eagle (BYU)
49	Donnell Johnson	DB		180	r-So.	Tallahassee, Fla./Monroe
50	Pat Barnett	OL	6-6	305	5th	Key West, Fla./Key West
51	Malachi Lawrence	EDGE	6-4	260	r-Sr.	Louisville, Ky./DuPont Manual
52	Carter Miller	OL	6-4	295	r-Jr.	Fort Worth, Texas/Ravenwood (Louisiana Monroe/James Madison)
53	Laparka Langston	OL	6-7	285	Jr.	Atlanta, Ga./Mundy's Mill (Northwest Mississippi)
54	Trenton Turner	DT	6-2	320	Fr.	Lakeland, Fla. / Lakeland
55	Cameron Kinnie	OL	6-3	310	5th	Lawrenceville, Ga./Collins Hill (Georgia)
55	John Walker	DT	6-4	324	r-So.	Kissimmee, Fla./Osceola
57	Camp Lott	OL	6-6	265	Fr.	McComb, Miss. / Parklane
58	Connor Meadows	OL	6-4	300	r-Jr.	Trenton, Tenn. / Peabody (Tennessee State/Tennessee)
61	Owen Spell	OL	6-8	305	Jr.	Jesup, Ga. / Wayne County (Limestone/Madonna)
62	Jabari Brooks	OL	6-3	325	5th	Sandersville, Ga./Washington County (Samford)
63	Shaheem Hill	OL	6-4	325	r-Jr.	Orlando, Fla./Edgewater
64	Gaard Memmelaar	OL	6-4	310	5th	Middleton, Idaho/Middleton (Washington)
65	Jaquez Joiner	OL	6-4	285	Fr.	Cocoa, Fla./Cocoa
66	Colin Cook	OL	6-3	305	5th	Baton Rouge, La./Parkview Baptist (Evangel [Springfield])
67	Noah Senka	OL	6-2	295	r-Fr.	Seminole, Fla./Indian Rocks Christian
68	Ethan Higgins	OL	6-6	270	r-So.	Brooksville, Fla./Hernando Christian
69	Paul Rubelt	OL	6-11	310	5th	Frankfurt-Oder, Germany/Frankfurt-Oder
70	RaiShaun McHaney	OL	6-8	270	Fr.	Indianapolis, Ind. / Lutheran of Indianapolis
71	Thomas Gearity	OL	6-4	295	r-Fr.	St. Cloud, Fla./Osceola
72	Dominick Campbell	OL	6-9	310	r-Jr.	Scarborough, Maine/Phillips Exeter Academy (Howard/Notre Dame)
73	Jacob Maiava	OL	6-2	280	Fr.	Kahuku, Hawaii / Santa Margarita
74	Matthew Prigmore	OL	6-2	315	r-So.	Weston, Fla./Cypress Bay
75	Andrew Phelan	OL	6-3	275	r-So.	Orlando, Fla./East River
76	Justin Royes	OL	6-5	300	r-So.	Suffolk, Va./Lakeland (Virginia Union)
77	Keegan Smith	OL	6-3	300	r-Sr.	Jackson, Mich. / Jackson Lumen Christi Catholic (Central Michigan)
78	Preston Cushman	OL	6-5	305	r-Jr.	Saint Petersburg, Fla./Calvary Christian (Ole Miss)
80	Max Drag	TE	6-4	250	r-So.	Chapin, S.C. / Chapin (App State)
81	Zack Palmer	WR	6-0	190	Fr.	Orlando, Fla. / Boone
82	Jordyn Bridgewater	WR	6-0	165	r-Fr.	New Orleans, La./West Orange [Fla.]
83	Dallan "Deebo" Coleman	TE	6-6	245	5th	Memphis, Tenn. / West Nassau [Fla.] (Georgia Tech)
84	Thomas Wadsworth	TE	6-3	245	r-Jr.	Melbourne, Fla./Melbourne
85	Carson Hinshaw	WR	5-10	165	r-Fr.	Lake Mary, Fla./Lake Mary
86	Chase Hinshaw	WR	6-2	175	Fr.	Lake Mary, Fla. / Lake Mary
87	Dwartzney Wortham	WR	6-0	180	r-Jr.	Columbus, Ga./Troup County
87	Andrew Rumph	DT	6-3	330	r-So.	Palmetto, Fla./Palmetto
88	Derrick LeBlanc	DT	6-5	310	r-So.	Opa-locka, Fla./Osceola (Oklahoma)
89	Caleb Rollerson	WR	6-2	210	r-Fr.	Ocala, Fla./Hawthorne
91	Keshaun Hudson	DT	6-1	320	r-Jr.	Fort Lauderdale, Fla./Dillard
92	Jeffson Lafontant	DT	6-3	295	r-So.	North Miami Beach, Fla. / North Miami Beach Senior (Bethune-Cookman)
94	Rodney Lora	DT	6-3	300	r-So.	North Arlington, N.J. / Woodberry Forest (North Carolina)
95	RJ Jackson Jr.	DT	6-3	310	Jr.	Choctaw, Okla./Choctaw (Tulsa)
96	Anthony Coaxum	EDGE	6-5	270	R-Sr.	Fort Lauderdale, Fla./Western (WV Wesleyan/Kentucky Christian/Carson-Newman)
97	Mason Denaburg	K/P	6-4	225	Fr.	Merritt Island, Fla. / Merritt Island
98	Tyreek'e Robinson	DT	6-2	340	r-Fr.	Bradenton, Fla./Manatee
99	Jamaal Johnson	EDGE	6-2	255	r-Jr.	Miami, Fla./Chaminade-Madonna

Coaching Staff

Head Coach: Scott Frost (Nebraska, 1997) – First Season, Third Overall
 Offensive Coordinator: Steve Cooper (Portland State, 2008) – First Season
 Defensive Coordinator: Alex Grinch (Mount Union, 2001) – First Season
 Special Teams Coordinator: Pete Alamar (Cal Lutheran, 1983) – First Season
 Associate Head Coach/Wide Receivers: Sean Beckton Sr. (UCF, 1993) – 21st Overall
 Defensive Run Game Coordinator/Edges: Mike Dawson (U-Mass Amherst, 1997) – First Season, Third Overall
 Defensive Tackles: Kenny Martin (Western Kentucky, 2012) – Fifth Season
 Offensive Line: Shawn Clark (App State, 1998) – First Season
 Defensive Backs: Brandon Harris (Miami, 2017) – First Season
 Running Backs: Jimmy Beal (Montana State, 2006) – First Season
 Linebackers: Mark D'Onofrio (Penn State, 1992) – First Season
 Quarterbacks: McKenzie Milton (UCF, 2019) – First Season

LOCATION BREAKDOWN



80

Unique
Hometowns

21

States
Represented

Florida (63) Louisiana (2) Pennsylvania (1)
 Georgia (10) Idaho (2) Kentucky (1)
 Texas (4) Tennessee (2) Mississippi (1)
 New Jersey (4) Ohio (2) Maine (1)
 Virginia (3) Massachusetts (1) Hawaii (1)
 Indiana (2) Connecticut (1) Michigan (1)
 South Carolina (2) Alabama (1) Oklahoma (1)

6

Countries
Represented

United States (107) France (1)
 Brazil (1) Germany (1)
 Canada (1) Italy (1)

PRONUNCIATION GUIDE

No.	Name	First Name Pron.	Last Name Pron.
0	Keli Lawson	Kelly	--
1	Kylan Fox	KAI-lynn	--
1	Ja'Cari Henderson	Juh-CAR-ee	--
4	Braedan Marshall	BRAY-den	--
4	Tae'vion Swint	TAY-vee-on	--
7	Antoine Jackson	ANN-twan	--
7	Duane Thomas Jr.	Duh-wayne	--
8	Demari Henderson	Duh-MAR-ee	--
9	N'jalik Kelly	Nai-juh-leak	--
10	Davi Belfort	Dah-vee	Bell-fort
11	Jacurri Brown	Juh-CAR-ee	--
12	Avmeric Koumba	AM-mer-ick	Koom-buh
13	Chirs Domercant	--	Dahm-mer-cant
16	Noe Ruelas	No-ay	Roo-EL-us
18	Jakob Gude	Jacob	Guude
18	Caden Piening	--	Pean-ing
19	Waden Charles	Way-dun	--
27	Nicholas Antoine	--	ANN-twan
29	Jayden Bellamy	--	BELL-uh-mee
31	Noah McGough	--	Mc-guew
32	Malakhi Boone	MAL-uh-kai	--
33	Phil Picciotti	--	Puh-CHAHT-ee
35	Agyeman Addae	AHH-juh-min	UH-die
40	Anthony Venneri	--	Vuh-nare-ee
44	Josh Dorsainvil	--	Door-SIN-vill
51	Malachi Lawrence	MAL-uh-kai	--
55	Cameron Kinnie	--	Kin-knee
62	Jabari Brooks	JUH-bar-ee	--
63	Shaheem Hill	Shah-heem	--
64	Gaard Memmelaar	Guard	Mem-MUH-lar
65	Jaquez Joiner	Ja-kwez	--
69	Paul Rubelt	--	ROO-belt
70	RaiShaun McHaney	Rav-shawn	--
71	Thomas Gearity	--	Gare-eh-tee
73	Jacob Maiava	--	My-ah-vuh
75	Andrew Phelan	--	FAY-lin
83	Dallan 'Deebo' Coleman	Dale-en	--
87	Andrew Rumph	--	Rump
88	Derrick LeBlanc	--	Le-blunk
89	Caleb Rollerson	--	Rall-er-sin
91	Keshaun Hudson	Key-shawn	--
92	Jeffson Lafontant	--	La-font-taunt
97	Mason Denaburg	--	Den-ah-berg
98	Tyreek'e Robinson	Ty-reek	--

HOW THEY BECAME A KNIGHT

YEAR ARRIVED AT UCF	DIVISION I TRANSFERS	HIGH SCHOOL SIGNEES	ALL OTHER ARRIVALS	TOTALS
2025	Davi Belfort (Virginia Tech) DJ Bell (Memphis) Jayden Bellamy (Syracuse / Notre Dame) Jabari Brooks (Samford) Jyaire Brown (LSU / Ohio State) Marcus Burke (Florida) Lewis Carter (Oklahoma) Preston Cushman (Ole Miss) Chris Domercant (Chattanooga / Stonehill) Max Drag (App State) Phillip Dunnam (Florida Atlantic / Indiana) Sincere Edwards (Pittsburgh) Cam Fancher (Florida Atlantic / Marshall) RicDarius "DayDay" Farmer (West Virginia) Jaeden Gould (Syracuse / Nebraska) RJ Jackson Jr. (Tulsa) Tayven Jackson (Indiana / Tennessee) Aymeric Koumba (Michigan) Cole Kozlowski (Colgate) Jeffson Lafontant (Bethune-Cookman) Keli Lawson (Virginia Tech) Horace Lockett (Georgia Tech) Rodney Lora (North Carolina) Jayden McDonald (Virginia Tech) Connor Meadows (Tennessee State / Tennessee) Gaard Memmelaar (Washington) Carter Miller (Louisiana Monroe / James Madison) Jaden Nixon (Western Michigan / Oklahoma St.) Phil Picciotti (Oklahoma) Isaiah Reed (Brown) Dalton Riggs (BYU) Noe Ruelas (James Madison / UConn) Duane Thomas Jr. (Charlotte) Anthony Venneri (Ohio State / Buffalo) Dylan Wade (Maryland) Jayden Williams (Florida Atlantic)	Agyeman Addae (Columbus) Malakhi Boone (South Sumter) Waden Charles (Somerset Academy) Chase Hinshaw (Lake Mary) Carl Jenkins Jr. (St. Augustine) Jaquez Joiner (Cocoa) Rocklyn Kelly (Guyer) Camp Lott (Parklane) Jacob Maiava (Santa Margarita) Noah McGough (Jesuit) RaiShaun McHaney (Lutheran of Indianapolis) Chance Nixon (Oviedo) Zack Palmer (Boone) Caden Piening (Anderson) Rukeem Stroud (Tampa Bay Tech) Taevion Swint (Osceola) Trenton Turner (Lakeland) Tony Williams (Miami Central)	DJ Black (Limestone - DII / South Carolina) Dominick Campbell (Howard MBB / Notre Dame MBB) Anthony Coaxum (WV Wesleyan / Kentucky Christian / Carson-Newman) Dallan "Deebo" Coleman (UCF MBB / Georgia Tech MBB) Mason Denaburg (MilB) Donnell Johnson (Monroe) Laparka Langston (NW Mississippi - NJCAA) Justin Royes (Virginia Union - DII) Owen Spell (Limestone - DII / Madonna)	36 Division I Transfers 18 High School Signees 9 Additional Arrivals
2024	Jacurri Brown (Miami) Antoine Jackson (East Carolina) Nyjalik Kelly (Miami) Myles Montgomery (Cincinnati) Keegan Smith (Central Michigan)	Jordyn Bridgewater (West Orange) Kylan Fox (Grayson) Stacy Gage (St. Thomas Aquinas) Thomas Gearity (Osceola) Jakob Gude (Langston Hughes) Jaylen "AP" Heyward (Rockledge) Carson Hinshaw (Lake Mary) Chase Jarrett (Plant) Andrea Parisi (Saint Andrew's) Christian Peterson (Westlake) Bredele Richardson (Carrollwood Day) Tyreek'e Robinson (Manatee) Caleb Rollerson (Hawthorne) Noah Senka (Indian Rocks Christian)	Colin Cook (Evangel - NAIA) Josh Dorsainvil (Savannah State - DII) Tyler Wrenn (Chowan - DII)	5 Division I Transfers 14 High School Signees 3 Additional Arrivals
2023	Derrick LeBlanc (Oklahoma)	Troy Ford Jr. (Calvary Day) Hudson Gibbs (Winter Park) Ethan Higgins (Hernando Christian) Braeden Marshall (Lake Mary) Isaiah Nixon (Lakewood) Andrew Phelan (East River) Matthew Prigmore (Cypress Bay) Andrew Rumph (Palmetto) John Walker (Osceola)	Quentin Hatch (Lake Erie College - DII)	1 Division I Transfer 9 High School Signees 1 Additional Arrival
2022	Cameron Kinnie (Georgia)	Nicholas Antoine (Mainland) TJ Bullard (Berkley Prep) Brock Hansel (Park Vista) Ja'Cari Henderson (Seminole) Demari Henderson (Seminole) Shaheem Hill (Edgewater) Keshawn Hudson (Dillard) Terrell Jackson (Trinity Christian) Jamaal Johnson (Chaminade-Madonna) Kam Moore (Seminole) Thomas Wadsworth (Melbourne) Dwartney Wortham (Troup County)		1 Division I Transfer 12 High School Signees
2021		Malachi Lawrence (DuPont Manual)		1 High School Signee
2020		Pat Barnett (Key West) Paul Rubelt (Frankfurt-Oder)		2 High School Signees

DEPTH CHART

Offense

Position	No.	Name	Height	Weight	Year	Hometown/High School (Previous Schools)
QB	14	Cam Fancher	6-2	205	r-Sr.	Dayton, Ohio/Wayne (Florida Atlantic/Marshall)
	2	Tayven Jackson	6-4	215	r-Jr.	Greenwood, Ind./Center Grove (Indiana/Tennessee)
	OR 11	Jacurri Brown	6-4	205	r-Jr.	Valdosta, Ga./Lowndes (Miami)
HB	22	Myles Montgomery	5-11	200	r-Sr.	Jacksonville, Fla./Fletcher (Cincinnati)
	5	Jaden Nixon	5-10	200	r-Sr.	Las Colinas, Texas/Lone Star (Western Michigan/Oklahoma St.)
WR	3	Marcus Burke	6-3	195	r-Sr.	Jacksonville, Fla./Trinity Christian Academy (Florida)
	OR 19	Waden Charles	6-2	195	Fr.	Pembroke Pines, Fla./Somerset Academy
WR	7	Duane Thomas Jr.	5-8	175	Jr.	Miami Gardens, Fla./Chaminade – Madonna (Charlotte)
	13	Chris Domercant	6-1	185	r-Sr.	Bellingham, Mass. / Bellingham (Chattanooga/Stonehill)
WR	9	DJ Black	6-4	205	r-Jr.	Inman, S.C./Chapman (Limestone/South Carolina)
	12	Carl Jenkins Jr.	6-2	185	Fr.	St. Augustine, Fla./St. Augustine
TE	0	Dylan Wade	6-4	240	Jr.	Orlando, Fla./Jones (Maryland)
	1	Kylan Fox	6-4	235	So.	Valdosta, Ga./Grayson
LT	69	Paul Rubelt	6-11	310	5th	Frankfurt-Oder, Germany/Frankfurt-Oder
	61	Owen Spell	6-8	305	Jr.	Jesup, Ga. / Wayne County (Limestone/Madonna)
LG	64	Gaard Mommelaar	6-4	310	5th	Middleton, Idaho/Middleton (Washington)
	62	Jabari Brooks	6-3	325	5th	Sandersville, Ga./Washington County (Samford)
C	52	Carter Miller	6-4	295	r-Jr.	Fort Worth, Texas/Ravenwood (Louisiana Monroe/James Madison)
	55	Cam Kinnie	6-3	310	5th	Lawrenceville, Ga./Collins Hill (Georgia)
RG	77	Keegan Smith	6-3	300	r-Sr.	Jackson, Mich. / Jackson Lumen Christi Catholic (Central Michigan)
	50	Pat Barnett	6-6	305	5th	Key West, Fla./Key West
RT	78	Preston Cushman	6-5	305	r-Jr.	Saint Petersburg, Fla./Calvary Christian (Ole Miss)
	58	Connor Meadows	6-4	300	r-Jr.	Trenton, Tenn. / Peabody (Tennessee State/Tennessee)

Defense

Position	No.	Name	Height	Weight	Year	Hometown/High School (Previous Schools)
DE	51	Malachi Lawrence	6-4	260	r-Sr.	Louisville, Ky./DuPont Manual
	10	Sincere Edwards	6-3	250	So.	Orlando, Fla./Wekiva (Pittsburgh)
	OR 99	Jamaal Johnson	6-2	255	r-Jr.	Miami, Fla./Chaminade-Madonna
DT	55	John Walker	6-4	324	r-So.	Kissimmee, Fla./Osceola
	13	Horace Lockett	6-6	355	r-Jr.	Atlanta, Ga./Westlake (Georgia Tech)
	OR 98	Tyreek'e Robinson	6-2	340	r-Fr.	Bradenton, Fla./Manatee
DT	95	RJ Jackson Jr.	6-3	310	Jr.	Choctaw, Okla. / Choctaw (Tulsa)
	94	Rodney Lora	6-3	300	r-So.	North Arlington, N.J. / Woodberry Forest (North Carolina)
	OR 92	Jeffson Lafontant	6-3	295	r-So.	North Miami Beach, Fla. / North Miami Beach Senior (Bethune-Cookman)
DE	9	Nyjalik Kelly	6-5	265	Sr.	Oakland Park, Fla./Dillard (Miami)
	6	Isaiah Nixon	6-4	245	r-So.	St. Petersburg, Fla./Lakewood
	OR 99	Jamaal Johnson	6-2	255	r-Jr.	Miami, Fla./Chaminade-Madonna
LB	0	Keli Lawson	6-4	230	r-Sr.	Stephens City, Va./Sherando (Virginia Tech)
	43	Cole Kozlowski	6-2	225	Sr.	Spring Lake, N.J. / Manasquan (Colgate)
LB	20	Lewis Carter	6-0	225	Jr.	Tampa, Fla./Tampa Catholic (Oklahoma)
	38	Jayden McDonald	6-4	235	r-Sr.	Salem, Va. / Salem (Virginia Tech)
Nickel	4	Braeden Marshall	5-10	200	Jr.	Lake Mary, Fla./Lake Mary
	26	Christian Peterson	5-9	185	So.	Dothan, Ala./Westlake
	OR 15	Jyair Brown	5-11	175	r-Jr.	New Orleans, La./Lakota West (LSU/Ohio State)
CB	7	Antione Jackson	6-1	185	Jr.	Lauderhill, Fla./Dillard (East Carolina)
	1	Ja'Carl Henderson	6-0	180	r-Jr.	Sanford, Fla./Seminole
	OR 25	Rukeem Stroud	5-11	165	Fr.	Plant City, Fla./Tampa Bay Tech
S	23	Jayden Williams	5-11	190	R-Sr.	Valrico, Fla. / Bloomingdale (FAU)
	OR 8	Demari Henderson	6-0	185	r-Jr.	Sanford, Fla./Seminole
	11	Jaden Gould	6-2	210	r-Jr.	Somerset, N.J./Bergen Catholic (Syracuse/Nebraska)
S	2	Phillip Dunnam	6-1	195	Sr.	North Miami Beach, Fla./North Miami Beach (FAU/Indiana)
	17	Jaylen "AP" Heyward	6-0	190	So.	Rockledge, Fla./Rockledge
CB	29	Jayden Bellamy	6-1	190	r-Jr.	Freehold, N.J./Bergen Catholic (Syracuse/Notre Dame)
	5	DJ Bell	6-4	185	r-Jr.	Pensacola, Fla./Pensacola (Memphis)

Special Teams

Position	No.	Name	Height	Weight	Year	Hometown/High School (Previous Schools)
K	16	Noe Ruelas	6-1	195	r-Sr.	West Hartford, Conn. / Hall (James Madison/UConn)
	31	Noah McGough	5-11	175	Fr.	Dallas, Texas / Jesuit
H	40	Anthony Venneri	6-0	215	r-Jr.	Hamilton, Ontario, Canada/St. Thomas More (Ohio State/Buffalo)
	97	Mason Denaburg	6-4	225	Fr.	Merritt Island, Fla. / Merritt Island
P	40	Anthony Venneri	6-0	215	r-Jr.	Hamilton, Ontario, Canada/St. Thomas More (Ohio State/Buffalo)
	OR 97	Mason Denaburg	6-4	225	Fr.	Merritt Island, Fla. / Merritt Island
KO	16	Noe Ruelas	6-1	195	r-Sr.	West Hartford, Conn. / Hall (James Madison/UConn)
	31	Noah McGough	5-11	175	Fr.	Dallas, Texas / Jesuit
LS	47	Dalton Riggs	6-3	225	r-Jr.	Eagle, Idaho / Eagle (BYU)
	37	Rocklyn Kelly	6-1	225	Fr.	Denton, Texas / Guver
KR	5	Jaden Nixon	5-10	200	r-Sr.	Las Colinas, Texas/Lone Star (Western Michigan/Oklahoma St.)
	7	Duane Thomas Jr.	5-8	175	Jr.	Miami Gardens, Fla./ Chaminade – Madonna (Charlotte)
PR	7	Antione Jackson	6-1	185	Jr.	Lauderhill, Fla./Dillard (East Carolina)
	8	Bredell Richardson	6-1	190	r-Fr.	Tampa, Fla./Carrollwood Day

Depth chart is unofficial and subject to change

OFFENSIVE DEPTH CHART CAREER SNAPSHOTS

LT			
69 Paul RUBELT	5th	6-11	310
	GP/GS		
2025	1/1		
Career	50/13		

61 Owen SPELL	Jr.	6-8	305
	GP/GS		
2025	1/0		
Career	11/9		

LG			
64 Gaard MEMMELAAR	5th	6-4	310
	GP/GS		
2025	1/1		
Career	17/12		

62 Jabari BROOKS	5th	6-3	325
	GP/GS		
2025	1/0		
Career	43/32		

C			
52 Carter MILLER	R-Jr.	6-4	295
	GP/GS		
2025	1/1		
Career	28/21		

55 Cameron KINNIE	5th	6-3	310
	GP/GS		
2025	1/0		
Career	19/1		

RG			
77 Keegan SMITH	R-Sr.	6-3	300
	GP/GS		
2025	1/1		
Career	36/16		

50 Pat BARNETT	5th	6-6	305
	GP/GS		
2025	1/0		
Career	3/0		

RT			
78 Preston CUSHMAN	R-Jr.	6-5	305
	GP/GS		
2025	1/1		
Career	19/1		

58 Connor MEADOWS	R-Jr.	6-4	300
	GP/GS		
2025	0/0		
Career	16/13		

WR			
3 Marcus BURKE	R-Sr.	6-3	195
	Rec.	Yds.	TD
2025	3	43	0
Career	22	313	2

19 Waden CHARLES	Fr.	6-2	195
	Rec.	Yds.	TD
2025	1	18	0
Career	1	18	0

WR			
7 Duane THOMAS JR	Jr.	5-8	175
	Rec.	Yds.	TD
2025	4	49	0
Career	34	356	1

13 Chris DOMERCANT	R-Sr.	6-1	185
	Rec.	Yds.	TD
2025	0	0	0
Career	121	2,160	17

QB			
14 Cam FANCHER	R-Sr.	6-2	205
	Cmp-Att	Yds	TD Int
2025	5-9	32	0 0
Career	467-771	5,326	27 23

2 Tayven JACKSON	R-Jr.	6-4	215
	Cmp-Att	Yds	TD Int
2025	17-24	282	2 0
Career	121-193	1,582	8 6

11 Jacurri BROWN	R-Jr.	6-4	205
	Cmp-Att	Yds	TD Int
2025	0-0	0	0 0
Career	82-143	809	5 8

TE			
0 Dylan WADE	Jr.	6-4	240
	Rec.	Yds.	TD
2025	4	54	1
Career	37	449	5

1 Kylian FOX	So.	6-4	235
	Rec.	Yds.	TD
2025	3	24	0
Career	6	46	0

RB			
22 Myles MONTGOMERY	R-Sr.	5-11	200
	Att.	Yds.	TD
2025	21	79	0
Career	152	920	7

5 Jaden NIXON	R-Sr.	5-10	200
	Att.	Yds.	TD
2025	2	-6	0
Career	255	1,413	14

WR			
9 DJ BLACK	R-Jr.	6-4	205
	Rec.	Yds.	TD
2025	3	59	1
Career	52	1,223	15

12 Carl JENKINS JR	Fr.	6-2	185
	Rec.	Yds.	TD
2025	0	0	0
Career	0	0	0

SPECIAL TEAMS DEPTH CHART CAREER SNAPSHOTS

KR			
5 Jaden NIXON	R-Sr.	5-10	200
	No.	Yds.	TD
2025	2	34	0
Career	51	1,143	1

7 Duane THOMAS JR	Jr.	5-8	175
	No.	Yds.	TD
2025	0	0	0
Career	4	93	0

PR			
7 Antione JACKSON	Jr.	6-1	185
	No.	Yds.	TD
2025	1	21	0
Career	1	21	0

8 Bredell RICHARDSON	R-Fr.	5-11	190
	No.	Yds.	TD
2025	0	0	0
Career	0	0	0

P			
40 Anthony VENNERI	R-Jr.	6-0	215
	No.	Yds.	Long
2025	4	136	38
Career	98	4,227	64

97 Mason DENABURG	Fr.	6-4	225
	No.	Yds.	Long
2025	0	0	0
Career	0	0	0

LS			
47 Dalton RIGGS	R-Jr.	6-3	225
	GP		
2025	1		
Career	16		

37 Rocklyn KELLEY	Fr.	6-1	225
	GP		
2025	0		
Career	0		

KO			
16 Noe RUELAS	R-Sr.	6-1	195
	No.	Avg.	TB
2025	4	64.3	2
Career	72	60.9	23

31 Noah MCGOUGH	Fr.	5-11	175
	No.	Avg.	TB
2025	0	0	0
Career	0	0	0

H			
40 Anthony VENNERI	R-Jr.	6-0	215
	GP		
2025	1		
Career	23		

97 Mason DENABURG	Fr.	6-4	225
	GP		
2025	0		
Career	0		

PK			
16 Noe RUELAS	R-Sr.	6-1	195
	FGM-A	Pct.	Long
2025	1-2	50.0	24
Career	32-42	76.2	54

31 Noah MCGOUGH	Fr.	5-11	175
	FGM-A	Pct.	Long
2025	0-0	-	0
Career	0-0	-	0

Depth chart is unofficial and subject to change

DEFENSIVE DEPTH CHART CAREER SNAPSHOTS

DE				DT				DT				DE			
51 Malachi LAWRENCE	R-Sr.	6-4	260	55 John WALKER	R-So.	6-4	324	95 RJ JACKSON JR	Jr.	6-3	310	9 Nyjalik KELLY	Sr.	6-5	265
UA/A	TFL	Sacks	UA/A	TFL	Sacks	UA/A	TFL	Sacks	UA/A	TFL	Sacks	UA/A	TFL	Sacks	UA/A
2025	0/1	0	0	2025	1/2	0.5	0	2025	2/2	0	0	2025	2/2	2	0.5
Career	30/15	17	13	Career	15/12	5.5	0.5	Career	13/30	4.5	3	Career	36/40	17	10
10 Sincere EDWARDS	So.	6-3	250	13 Horace LOCKETT	R-Jr.	6-6	355	94 Rodney LORA	R-So.	6-3	300	6 Isaiah NIXON	R-So.	6-4	245
UA/A	TFL	Sacks	UA/A	TFL	Sacks	UA/A	TFL	Sacks	UA/A	TFL	Sacks	UA/A	TFL	Sacks	UA/A
2025	0/1	0	0	2025	3/1	2	1	2025	1/1	0.5	0.5	2025	2/0	1	0
Career	8/10	6	3	Career	12/17	4.5	1	Career	2/2	0.5	0.5	Career	7/7	2.5	1.5
LB				NICKEL				LB							
0 Keli LAWSON	R-Sr.	6-4	230	4 Braeden MARSHALL	Jr.	5-10	200	20 Lewis CARTER	Jr.	6-0	225				
UA/A	TFL	Sacks	INT	UA/A	PBU	INT	UA/A	TFL	Sacks	INT	UA/A	TFL	Sacks	INT	UA/A
2025	2/1	0	0	2025	2/0	0	0	2025	4/5	0	0	2025	4/5	0	0
Career	72/75	11.5	3.5	Career	33/13	4	2	Career	24/15	2.5	0	0	24/15	2.5	0
43 Cole KOZLOWSKI	Sr.	6-2	225	26 Christian PETERSON	So.	5-10	185	38 Jayden MCDONALD	R-Sr.	6-4	235				
UA/A	TFL	Sacks	INT	UA/A	PBU	INT	UA/A	TFL	Sacks	INT	UA/A	TFL	Sacks	INT	UA/A
2025	2/2	0	0	2025	0/0	0	0	2025	3/0	0	0	2025	3/0	0	0
Career	107/98	16	5	Career	1/1	0	0	Career	20/33	4	1	0	20/33	4	1
CB				S				S				CB			
7 Antione JACKSON	Jr.	6-1	185	23 Jayden WILLIAMS	R-Sr.	5-11	190	2 Phillip DUNNAM	Sr.	6-1	195	29 Jayden BELLAMY	R-Jr.	6-1	190
UA/A	PBU	INT	UA/A	PBU	INT	UA/A	PBU	INT	UA/A	PBU	INT	UA/A	PBU	INT	UA/A
2025	3/2	0	0	2025	3/2	0	0	2025	5/3	0	0	2025	2/2	1	1
Career	21/16	5	2	Career	68/49	6	3	Career	73/49	11	6	Career	46/24	8	4
1 Ja'Cari HENDERSON	R-Jr.	6-0	180	8 Demari HENDERSON	R-Jr.	6-0	185	17 Jaylen "AP" HEYWARD	So.	6-0	190	5 DJ BELL	R-Jr.	6-2	185
UA/A	PBU	INT	UA/A	PBU	INT	UA/A	PBU	INT	UA/A	PBU	INT	UA/A	PBU	INT	UA/A
2025	0/1	0	0	2025	4/0	0	0	2025	0/0	0	0	2025	0/0	1	0
Career	18/10	2	0	Career	41/21	5	3	Career	1/0	0	0	Career	13/3	9	2

Depth chart is unofficial and subject to change

GAME-BY-GAME STARTERS

OFFENSIVE STARTERS

Opponent	QB	RB	WR	WR	WR	TE	LT	LG	C	RG	RT	K
Jacksonville State	Fancher	Montgomery	Burke	Thomas Jr.	Black	Wade	Rubelt	Memmelaar	Miller	Smith	Cushman	Ruelas
North Carolina A&T												
North Carolina												
at Kansas State												
Kansas												
at Cincinnati												
West Virginia												
at Baylor												
Houston												
at Texas Tech												
Oklahoma State												
at BYU												

DEFENSIVE STARTERS

Opponent	DE	DT	DT	DE	LB	LB	N	CB	S	S	CB	P
Jacksonville State	Lawrence	Walker	Jackson Jr.	Kelly	Lawson	Lewis	Marshall	Bellamy	D. Henderson	Dunnam	Bellamy	Venneri
North Carolina A&T												
North Carolina												
at Kansas State												
Kansas												
at Cincinnati												
West Virginia												
at Baylor												
Houston												
at Texas Tech												
Oklahoma State												
at BYU												

UCF SCORING DRIVES

Jacksonville State (Aug. 28)

Qtr.	Time of Score	Scoring Play	Plays	Yards	Time	Score
3rd	8:03	#16 Noe Ruelas 24 yd FG	7	73	03:06	UCF leads 3-0
4th	9:30	#0 Dylan Wade 39 yd pass from #2 Tayven Jackson (#16 N.Ruelas kick)	7	76	02:25	Tied 10-10
4th	1:03	#9 DJ Black 33 yd pass from #2 Tayven Jackson (#16 N.Ruelas kick)	6	64	00:32	UCF leads 17-10

FIRST DRIVES

First Drives by UCF

Matchup	1st Half	Result	2nd Half	Result
Jacksonville St.	13 - 32 - 5:21	Punt	7 - 73 - 3:06	Field Goal
North Carolina A&T				
North Carolina				
at Kansas St.				
Kansas				
at Cincinnati				
West Virginia				
at Baylor				
Houston				
at Texas Tech				
Oklahoma St.				
at BYU				

First Drives by Opponent

Matchup	1st Half	Result	2nd Half	Result
Jacksonville St.	11 - 37 - 5:50	Punt	7 - 16 - 3:47	Punt
North Carolina A&T				
North Carolina				
at Kansas St.				
Kansas				
at Cincinnati				
West Virginia				
at Baylor				
Houston				
at Texas Tech				
Oklahoma St.				
at BYU				

OVERALL TEAM STATISTICS

	UCF	OPP
Scoring	17	10
Points per game	17.0	10.0
Points Off Turnovers	0	0
First Downs	23	18
Rushing	9	11
Passing	12	5
Penalty	2	2
Rushing Yardage	108	165
Yards gained rushing	159	184
Yards lost rushing	51	19
Rushing attempts	37	39
Average per rush	2.9	4.2
Average per game	108.0	165.0
TDs Rushing	0	1
Passing Yardage	314	157
Comp-Att-Int	22-33-0	16-30-1
Average per pass	9.5	5.2
Average per catch	14.3	9.8
Average per game	314.0	157.0
TDs Passing	2	0
Total offense	422	322
Total plays	70	69
Average per play	6.0	4.7
Average per game	422.0	322.0
Kick returns: #-Yards	2-34	2-40
Punt returns: #-Yards	1-21	0-0
Int returns: #-Yards	1-0	0-0
Kick return average	17.0	20.0
Punt return average	21.0	0.0
Int return average	0.0	0.0
Fumbles-Lost	3-1	0-0
Penalties-Yards	9-80	7-60
Average per game	80.0	60.0
Punts-Yards	4-136	5-204
Average per punt	34.0	40.8
Net punt average	29.0	36.6
Kickoffs-Yards	4-257	3-181
Average per kick	64.3	60.3
Net kick average	41.8	42.3
Time of possession / game	31:56	28:04
3rd-down conversion	7/15	3/15
3rd-down pct	47%	20%
4th-down conversion	2/2	4/6
4th-down pct	100%	67%
Sacks by-Yards	2-13	2-17
Misc Yards	0	0
Touchdowns scored	2	1
Field goals - attempts	1-2	1-2
On-Side kicks	0-0	0-0
Red-zone scores	(1-2) 50%	(1-2) 50%
Red-zone touchdowns	(0-2) 0%	(1-2) 50%
PAT-attempts	(2-2) 100%	(1-1) 100%
2-point conversion-attempts	(0-0) 0%	(0-0) 0%
Attendance	43043	0
Games / Avg per game	1/43043	0/0
Neutral site games	-	0/0

Score by Periods

Team	1st	2nd	3rd	4th	OT	TOT
UCF	0	0	3	14	0	17
Opponents	0	0	3	7	0	10

INDIVIDUAL STATISTICS

Rushing

Player	gp	att	gain	loss	net	avg	td	lg	avg/g
Myles Montgomery	1	21	80	1	79	3.8	0	13	79.0
Cam Fancher	1	4	48	9	39	9.8	0	25	39.0
Tayven Jackson	1	7	30	25	5	0.7	0	15	5.0
Jaden Nixon	1	2	1	7	-6	-3.0	0	1	-6.0
Duane Thomas Jr.	1	2	0	7	-7	-3.5	0	0	-7.0
Team	1	1	0	2	-2	-2.0	0	0	-2.0
Total	1	37	159	51	108	2.9	0	25	108.0
Opponents	1	39	184	19	165	4.2	1	25	165.0

Passing

Player	gp	effic	comp-att-int	pct	yds	td	lg	avg/g
Tayven Jackson	1	197.0	17-24-0	70.8	282	2	64	282.0
Cam Fancher	1	85.4	5-9-0	55.6	32	0	20	32.0
Total	1	166.6	22-33-0	66.7	314	2	64	314.0
Opponents	1	90.6	16-30-1	53.3	157	0	26	157.0

Receiving

Player	gp	no.	yds	avg	td	lg	avg/g
Duane Thomas Jr.	1	4	49	12.3	0	20	49.0
Dylan Wade	1	4	54	13.5	1	39	54.0
Marcus Burke	1	3	43	14.3	0	27	43.0
Myles Montgomery	1	3	71	23.7	0	64	71.0
DJ Black	1	3	59	19.7	1	33	59.0
Kylan Fox	1	3	24	8.0	0	13	24.0
Jaden Nixon	1	1	-4	-4.0	0	0	-4.0
Waden Charles	1	1	18	18.0	0	18	18.0
Total	1	22	314	14.3	2	64	314.0
Opponents	1	16	157	9.8	0	26	157.0

Scoring

Player	td	fg	PAT				dxp	saf	pts
			kick	rush	rcv	pass			
DJ Black	1	-	-	-	-	-	-	-	6
Dylan Wade	1	-	-	-	-	-	-	-	6
Noe Ruelas	-	1-2	2-2	-	-	-	-	-	5
Total	2	1-2	2-2	0	0	0	0	0	17
Opponents	1	1-2	1-1	0	0	0	0	0	10

Field Goals

Player	fg	pct.	01-19	20-29	30-39	40-49	50-99	lg	blk
Noe Ruelas	1-2	50.0	0-0	1-1	0-0	0-1	0-0	24	0
Opponents	1-2	50.0	0-0	0-0	0-1	1-1	0-0	42	1

FG Sequence

Team Name	UCF	Opponents
Jacksonville St.	(24),43	35,(42)

Numbers in (parentheses) indicate field goal was made

Punt Returns

Player	no.	yds	avg	td	lg
Antione Jackson	1	21	21.0	0	21
Total	1	21	21.0	0	21
Opponents	0	0	0.0	0	0

Interceptions

Player	no.	yds	avg	td	lg
Jayden Bellamy	1	0	0.0	0	0
Total	1	0	0.0	0	0
Opponents	0	0	0.0	0	0

Kick Returns

Player	no.	yds	avg	td	lg
Jaden Nixon	2	34	17.0	0	17
Total	2	34	17.0	0	17
Opponents	2	40	20.0	0	21

Fumbles Recovered

Player	no.	yds	avg	td	lg
Total	0	0	0.0	0	0
Opponents	1	0	0.0	0	0

Total Offense

Player	g	plays	rush	pass	total	avg/g
Tayven Jackson	1	31	5	282	287	287.0
Myles Montgomery	1	21	79	0	79	79.0
Cam Fancher	1	13	39	32	71	71.0
Jaden Nixon	1	2	-6	0	-6	-6.0
Duane Thomas Jr.	1	2	-7	0	-7	-7.0
Team	1	0	-2	0	-2	-2.0
Total	1	70	108	314	422	422.0
Opponents	1	69	165	157	322	322.0

Punting

Player	no.	yds	avg	lg	tb	fc	i20	50+	blk
Anthony Venneri	4	136	34.0	38	1	1	3	0	0
Total	4	136	34.0	38	1	1	3	0	0
Opponents	5	204	40.8	44	0	1	2	0	0

Kickoffs

Player	no.	yds	avg	tb	ob	retn	net	ydIn
Noe Ruelas	4	257	64.3	2	0			
Total	4	257	64.3	2	0	2	41.8	23
Opponents	3	181	60.3	0	0	2	42.3	22

INDIVIDUAL STATISTICS

			Tackles				Sacks	Pass defense			Fumbles	blkd		
##	Player	gp	ua	a	tot	tfl/yds	no-yds	int-yds	brup	qbh	fr-yds	ff	kick	saf
20	Lewis Carter	1	4	5	9
2	Phillip Dunnam	1	5	3	8	1-1
7	Antione Jackson	1	3	2	5
23	Jayden Williams	1	3	2	5
95	R.J. Jackson Jr.	1	2	2	4
43	Cole Kozlowski	1	2	2	4
9	Nyjalik Kelly	1	2	2	4	2-5	0.5-2	.	1	1
29	Jayden Bellamy	1	2	2	4	.	.	1-0	1
13	Horace Lockett	1	3	1	4	2-9	1-8
8	Demari Henderson	1	4	.	4
0	Keli Lawson	1	2	1	3	1	.
55	John Walker	1	1	2	3	0.5-0
38	Jayden McDonald	1	3	.	3
94	Rodney Lora	1	1	1	2	0.5-3	0.5-3
4	Braeden Marshall	1	2	.	2
6	Isaiah Nixon	1	2	.	2	1-2
51	Malachi Lawrence	1	.	1	1	.	.	.	2
10	Sincere Edwards	1	.	1	1
99	Jamaal Johnson	1	1	.	1
1	Ja'Cari Henderson	1	.	1	1
5	DJ Bell	1	1
	Totals	1	42	28	70	7-20	2-13	1-0	5	1	0-0	0	1	0
	Opponents	1	44	20	64	5-32	2-17	0-0	2	1	1-0	1	0	0

TEAM GAME-BY-GAME COMPARISON

Opponent	Score	First Downs				Rushing Number-Yards	Passing		Total Offense Plays-Yards	Return Yards	Turn- Overs
		Total	Rush	Pass	Pen		Comp-Att.-Int	Yards			
Jacksonville St.	17-10	23 / 18	9 / 11	12 / 5	2 / 2	37-108 / 39-165	22-33-0 / 16-30-1	314 / 157	70-422 / 69-322	55 / 40	1 / 1
Totals	17-10	23 / 18	9 / 11	12 / 5	2 / 2	37-108 / 39-165	22-33-0 / 16-30-1	314 / 157	70-422 / 69-322	55 / 40	1 / 1

Opponents	3rd Down Conversion	4th Down Conversion	Time of Possession	TOP Margin	Avg Yds/Rush	Avg Yds/Pass	Avg Yds/Play	Punting Number-Avg	Penalties Number-Yards	Sacks
Jacksonville St.	7-15 / 3-15	2-2 / 4-6	31:56 / 28:04	03:52	2.9 / 4.2	9.5 / 5.2	6.0 / 4.7	4-34.0 / 5-40.8	9-80.0 / 7-60.0	2 / 2
Totals	7-15 / 3-15	2-2 / 4-6	31:56 / 28:04	03:52	2.9 / 4.2	9.5 / 5.2	6.0 / 4.7	4-34.0 / 5-40.8	9-80.0 / 7-60.0	2 / 2

Note: Game totals are displayed in the format TEAM/OPPONENT for each category

TEAM GAME HIGHS

RUSHES	37	Jacksonville St. (08/28/2025)
YARDS RUSHING	108	Jacksonville St. (08/28/2025)
YARDS PER RUSH	2.9	Jacksonville St. (08/28/2025)
TD RUSHES	0	Jacksonville St. (08/28/2025)
PASS ATTEMPTS	33	Jacksonville St. (08/28/2025)
PASS COMPLETIONS	22	Jacksonville St. (08/28/2025)
YARDS PASSING	314	Jacksonville St. (08/28/2025)
YARDS PER PASS	9.5	Jacksonville St. (08/28/2025)
TD PASSES	2	Jacksonville St. (08/28/2025)
TOTAL PLAYS	70	Jacksonville St. (08/28/2025)
TOTAL OFFENSE	422	Jacksonville St. (08/28/2025)
YARDS PER PLAY	6.0	Jacksonville St. (08/28/2025)
POINTS	17	Jacksonville St. (08/28/2025)
SACKS BY	2	Jacksonville St. (08/28/2025)
FIRST DOWNS	23	Jacksonville St. (08/28/2025)
PENALTIES	9	Jacksonville St. (08/28/2025)
PENALTY YARDS	80	Jacksonville St. (08/28/2025)
TURNOVERS	1	Jacksonville St. (08/28/2025)
PUNTS	4	Jacksonville St. (08/28/2025)
PUNTING AVG	34.0	Jacksonville St. (08/28/2025)
LONG PUNT	38	Jacksonville St. (08/28/2025)
PUNTS INSIDE 20	3	Jacksonville St. (08/28/2025)
LONG PUNT RETURN	21	Jacksonville St. (08/28/2025)

INDIVIDUAL GAME HIGHS

RUSHES	21	Myles Montgomery vs Jacksonville St. (08/28/2025)
YARDS RUSHING	79	Myles Montgomery vs Jacksonville St. (08/28/2025)
TD RUSHES	none	
LONG RUSH	25	Cam Fancher vs Jacksonville St. (08/28/2025)
PASS ATTEMPTS	24	Tayven Jackson vs Jacksonville St. (08/28/2025)
PASS COMPLETIONS	17	Tayven Jackson vs Jacksonville St. (08/28/2025)
YARDS PASSING	282	Tayven Jackson vs Jacksonville St. (08/28/2025)
TD PASSES	2	Tayven Jackson vs Jacksonville St. (08/28/2025)
LONG PASS	64	Tayven Jackson vs Jacksonville St. (08/28/2025)
RECEPTIONS	4	Duane Thomas Jr. vs Jacksonville St. (08/28/2025)
	4	Dylan Wade vs Jacksonville St. (08/28/2025)
YARDS RECEIVING	71	Myles Montgomery vs Jacksonville St. (08/28/2025)
TD RECEPTIONS	1	DJ Black vs Jacksonville St. (08/28/2025)
	1	Dylan Wade vs Jacksonville St. (08/28/2025)
LONG RECEPTION	64	Myles Montgomery vs Jacksonville St. (08/28/2025)
PUNTS	4	Anthony Venneri vs Jacksonville St. (08/28/2025)
PUNTING AVG	34.0	Anthony Venneri vs Jacksonville St. (08/28/2025)
LONG PUNT	38	Anthony Venneri vs Jacksonville St. (08/28/2025)
PUNTS INSIDE 20	3	Anthony Venneri vs Jacksonville St. (08/28/2025)
LONG PUNT RETURN	21	Antione Jackson vs Jacksonville St. (08/28/2025)
LONG KICKOFF RETURN	17	Jaden Nixon vs Jacksonville St. (08/28/2025)
TACKLES	9	Lewis Carter vs Jacksonville St. (08/28/2025)
SACKS	1	Horace Lockett vs Jacksonville St. (08/28/2025)
TACKLES FOR LOSS	2	Nyjalik Kelly vs Jacksonville St. (08/28/2025)
	2	Horace Lockett vs Jacksonville St. (08/28/2025)

PARTICIPATION

##	Player	GP-GS	JSU
0	Keli Lawson	1/1	START
0	Dylan Wade	1/1	START
1	Ja'Cari Henderson	1/0	XXX
1	Kylan Fox	1/0	XXX
2	Tayven Jackson	1/0	XXX
2	Phillip Dunnam	1/1	START
3	Marcus Burke	1/1	START
3	Tony Williams	0/0	...
4	Braeden Marshall	1/1	START
4	Tae'vion Swint	0/0	...
5	Jaden Nixon	1/0	XXX
5	DJ Bell	1/0	XXX
6	Isaiah Nixon	1/0	XXX
6	Ric'Darious Farmer	0/0	...
7	Duane Thomas Jr.	1/1	START
7	Antione Jackson	1/1	START
8	Demari Henderson	1/1	START
8	Bredell Richardson	1/0	XXX
9	Nyjalik Kelly	1/1	START
9	DJ Black	1/1	START
10	Davi Belfort	0/0	...
10	Sincere Edwards	1/0	XXX
11	Jaeden Gould	0/0	...
11	Jacurri Brown	0/0	...
12	Aymeric Koumba	0/0	...
12	Carl Jenkins Jr	0/0	...
13	Chris Domercant	1/0	XXX
13	Horace Lockett	1/0	XXX
14	Isaiah Reed	0/0	...
14	Cam Fancher	1/1	START
15	Jyaire Brown	1/0	XXX
16	Noe Ruelas	1/0	XXX
16	TJ Bullard	0/0	...
17	Brock Hansel	0/0	...
17	Jaylen Heyward	1/0	XXX
18	Jakob Gude	1/0	XXX
18	Caden Piening	0/0	...
19	Hudson Gibbs	0/0	...
19	Waden Charles	1/0	XXX
20	Lewis Carter	1/1	START
21	Stacy Gage	1/0	XXX
22	Myles Montgomery	1/1	START
23	Jayden Williams	1/0	XXX
25	Rukeem Stroud	0/0	...
26	Christian Peterson	1/0	XXX
27	Nicholas Antoine	0/0	...
28	Troy Ford Jr.	1/0	XXX
29	Jayden Bellamy	1/1	START
30	Kam Moore	0/0	...
31	Noah McGough	0/0	...
32	Tyler Wrenn	0/0	...
32	Malakhi Boone	0/0	...
33	Phil Picciotti	0/0	...
34	Terrell Jackson	0/0	...
35	Agyeman Addae	0/0	...
36	Chase Jarrett	0/0	...
37	Rocklyn Kelley	0/0	...
38	Jayden McDonald	1/0	XXX
39	Andrea Parisi	0/0	...
40	Anthony Venneri	1/0	XXX

##	Player	GP-GS	JSU
42	Chance Nixon	0/0	...
43	Cole Kozlowski	1/0	XXX
44	Josh Dorsainvil	0/0	...
45	Quentin Hatch	0/0	...
47	Dalton Riggs	1/0	XXX
49	Donnell Johnson	0/0	...
50	Patrick Barnett	1/0	XXX
51	Malachi Lawrence	1/1	START
52	Carter Miller	1/1	START
53	Laparka Langston	0/0	...
54	Trenton Turner	0/0	...
55	Cameron Kinnie	1/0	XXX
55	John Walker	1/1	START
57	Camp Lott	0/0	...
58	Connor Meadows	0/0	...
61	Owen Spell	1/0	XXX
62	Jabari Brooks	1/0	XXX
63	Shaheem Hill	0/0	...
64	Gaard Mommelaar	1/1	START
65	Jaquez Joiner	0/0	...
66	Colin Cook	0/0	...
67	Noah Senka	0/0	...
68	Ethan Higgins	0/0	...
69	Paul Rubelt	1/1	START
70	RaiShaun McHaney	0/0	...
71	Thomas Gearity	0/0	...
72	Dominick Campbell	0/0	...
73	Jacob Maiava	0/0	...
74	Matthew Prigmore	0/0	...
75	Andrew Phelan	0/0	...
76	Justin Royes	0/0	...
77	Keegan Smith	1/1	START
78	Preston Cushman	1/1	START
80	Max Drag	1/0	XXX
81	Zack Palmer	0/0	...
82	Jordyn Bridgewater	0/0	...
83	Dallan "Deebo" Coleman	0/0	...
84	Thomas Wadsworth	1/0	XXX
85	Carson Hinshaw	0/0	...
86	Chase Hinshaw	0/0	...
87	Dwartney Wortham	0/0	...
87	Andrew Rumph	0/0	...
88	Derrick LeBlanc	0/0	...
89	Caleb Rollerson	0/0	...
91	Keshaun Hudson	0/0	...
92	Jeffson Lafontant	1/0	XXX
94	Rodney Lora	1/0	XXX
95	R.J. Jackson Jr.	1/1	START
96	Anthony Coaxum	0/0	...
97	Mason Denaburg	0/0	...
98	Tyreek'e Robinson	0/0	...
99	Jamaal Johnson	1/0	XXX

GAME ONE RECAP - VS. JAKSONVILLE STATE

Knights Earn 300th Program Win with a Triumph over Jacksonville State

JACKSONVILLE STATE	0	0	3	7	-	10
UCF	0	0	3	14	-	17

Aug. 28, 2025 | Acrisure Bounce House | Orlando, Fla. | 7 p.m. ET | 43,043 | ESPN+

ORLANDO - In a game that stretched across more than five hours, two quarterbacks, and a two-hour, seven-minute weather delay, the Knights defeated a determined Jacksonville State squad to open the second Scott Frost era with a gutsy 17-10 victory Thursday night at Acrisure Bounce House.

UCF leaned on depth and timely execution to grind out its first win of the season and give Frost a successful return to the program. The Knights totaled 422 yards of offense and held Jacksonville State to 322, making key plays on both sides of the ball when it mattered most.

UCF quarterback Tayven Jackson, stepping in early in the second quarter after starter Cam Fancher exited with an injury following the weather delay, delivered an efficient and composed performance. He completed 17 of 24 passes for 282 yards and two touchdowns, providing the offense with rhythm and stability in his first action as a member of the Black and Gold.

"I'm happy that we got out of it and that we got out of it with a win. That's all that mattered, a win is a win." - Tayven Jackson

Running back Myles Montgomery was a consistent force throughout the night, totaling 150 yards with 79 rushing yards on 21 carries while adding 71 through the air on three catches. His ability to extend drives and break off chunk plays helped UCF stay in control of the possession for most of the game.

After both teams traded early field goals, Jacksonville State found the end zone for the first time on a 10-yard rush by Andrew Paul with 12:01 left in the game.

UCF immediately responded, however, when Jackson connected with Dylan Wade on a 40-yard catch-and-run touchdown pass in with 9:30 left to tie the game at 10-10. Jackson found Wade all alone over the middle after sneaking out from his tight end position and darted down the right side for UCF's first TD of the season.

Then with just under two minutes to go and JSU driving into UCF territory, defensive back Jayden Williams stuffed Gamecock's running back Cam Cook on a fourth-down, hurry-up play to turn the ball over on downs to the Knights.

"Jayden got a game ball," Frost said. "He's one of a number of new guys around here, but he's played a lot of football and is very savvy. When they handed it off it looked liked they dented our line a little and I thought it was a first down ... but he just shot in there and knifed and that was probably the biggest play of the game."

Then, starting at their own 36-yard line, UCF marched 64 yards in six plays to take the lead late and seal the win. After two incompletions, Jackson took off on a 15-yard scramble on third down to the JSU 34-yard line. Then, when many thought UCF would play it safe and inch closer for a go-ahead field goal on 3rd and 9, Jackson hit wide receiver DJ Black on a naked bootleg in stride over the middle for a 33-yard score and the lead with just over a minute remaining.

"We were sitting there and kinda said, 'let's win this thing'," Frost said. "I think a lot of people were probably expecting us to call something and kick a field goal. But we still had a couple bullets in the chamber, and we hit one."

"It was a great play call by Coach Frost," Black said. "The offensive line held up real well. D Wade made a good block on the edge and Tayven threw me a great ball and it landed right in the pocket."

The UCF defense held strong the rest of the way, limiting big plays and forcing a key fourth-down stop late in the fourth quarter.

The win marked the 300th in program history and extended UCF's streak to 10 straight opening game victories. It also marked the Knights' 11th consecutive Thursday night win, the third most such wins in all of FBS history.

Frost's season-opening win was his 20th career victory with the Knights and extended his winning streak to 14 games in Black and Gold.



Scoring Summary report

Jacksonville St. vs UCF (Aug 28, 2025)

Jacksonville St. (0-1) vs UCF (1-0)

Date: Aug 28, 2025

Site: Orlando, Florida

Stadium: Acrisure Bounce House

Attendance: 43043

SCORE BY QUARTERS

Team	1st	2nd	3rd	4th	Total
Jacksonville St.	0	0	3	7	10
UCF	0	0	3	14	17

SCORING SUMMARY

Qtr	Time	Scoring Play	V-H
3rd	08:03	UCF - #16 N.Ruelas 24 yd FG, 7-73, 03:06	0-3
3rd	05:28	JSU - #37 G.Rippa 42 yd FG, 9-50, 02:35	3-3
4th	12:01	JSU - #0 A.Paul 10 yd rush (#37 G.Rippa kick), 11-84, 05:17	10-3
4th	09:30	UCF - #0 D.Wade 39 yd pass from #2 T.Jackson (#16 N.Ruelas kick), 7-76, 02:25	10-10
4th	01:03	UCF - #9 D.Black 33 yd pass from #2 T.Jackson (#16 N.Ruelas kick), 6-64, 00:32	10-17

TIME DETAILS

Kickoff time: 09:04 PM

End of Game: 12:11 AM

Total elapsed: 03:06

OFFICIALS

Referee: Kevin Boltmann

Umpire: Mark Warner

Linesman: Eric Carmouche

Line Judge: Tracy Lynch

Back Judge: Joel Wetzel

Field Judge: Edward Vincent

Side Judge: Mario Seneca

Center Judge: James Jones

WEATHER

Weather: Rain 81 F

