



MEDIA SCHEDULE - UCF

| MONDAY 22 | TUESDAY 23 | WEDNESDAY 24 | THURSDAY 25 | FRIDAY 26 | SATURDAY 27 | SUNDAY 28 |
|---|-----------------------|-----------------------|--|-----------------------|--|---|
| Press Conference 12 p.m. – Lunch 12:30 p.m. – Coach Klieman 1 p.m. – Players Media Download Video and audio files of Coach Klieman's press conference will be available for media download at approximately 2 p.m. Contact Ryan Lackey for access. | No Media Availability | No Media Availability | Coordinator Media Availability 1 p.m. Media Download Video and audio files of both coordinator media sessions will be available for media download at approximately 3:30 p.m. Contact Ryan Lackey for access. | No Media Availability | Game 5 UCF at K-State 11 a.m. FS1 Bill Snyder Family Stadium Manhattan, Kan. Postgame Coach Klieman and players in team theatre | No Media Availability K-State's game notes for the Baylor game will be available on Monday, September 29 at 12 p.m. |

K-STATE ATHLETICS COMMUNICATIONS



RYAN LACKEY

Associate AD/Communications

Primary Contact/Assistants & Players Requests

Cell 785-587-7865

Email rlackey@kstatesports.com

Twitter @rlackey84



KENNY LANNOU

Executive Associate A.D./Communications

Coach Klieman Requests

Cell 785-587-7867

Email klannou@kstatesports.com

Twitter @KennyLannou



MANDI MCKINLEY

ADMINISTRATIVE ASST./COMMUNICATIONS

Credentials

Office 785-532-6735

Email mmckinley@kstatesports.com

CREDENTIALS

Media outlets interested in covering Kansas State football on either a season or individual-game basis are requested to submit all applications for credentials through the K-State Athletics Communications football credential application website at www.k-statesports.com/media. K-State is unable to process written requests for football credentials. Please be sure and review the department's credential policies on page 226 of the 2025 K-State Football Media Guide.

Due to inconsistent mail delivery service on tight deadlines, media passes generally will not be mailed. If this is the case, passes may be picked up at a location to be determined by the K-State Athletics Communications Office. Individuals picking up credentials will be required to furnish positive identification.

Admission to the press level is for working media only. Only those media with official K-State credentials will be admitted. Friends, spouses, children under the age of 16 and non-workers are not welcome in the press area.

Only two field access credentials will be allowed per media outlet for each game.

WEEKLY MEDIA AVAILABILITY

Mondays: Head coach **Chris Klieman** hosts a weekly news conference in the Steel & Pipe Team Theatre of the Vanier Family Football Complex. Lunch will be served at noon followed by Klieman's press conference at 12:30 p.m. Requested players are available from 1 p.m., to 1:30 p.m. **Player requests must be submitted to Ryan Lackey by 3 p.m., on Sundays.**

Thursdays: Offensive coordinator **Matt Wells** and defensive coordinator **Joe Klanderman** will hold interviews for 10 minutes apiece beginning at 1 p.m. These will take place in the Steel & Pipe Team Theatre at the Vanier Family Football Complex. *There is no coordinator availability on bye weeks.*

PRESS CONFERENCE VIDEO

Broadcast-quality video and audio files of press conferences on Monday and Thursday will be available for download in the afternoons on those respective days. Please contact Ryan Lackey for download instructions.

POSTGAME INTERVIEWS

K-State's locker room is closed. Media will be asked to submit a list of player requests to Ryan Lackey at the start of the fourth quarter. During home games, Coach Klieman will address the media in the Steel & Pipe Team Theatre on the third floor of the Vanier Family Football Complex, followed by the requested players. To get to the theater, proceed to the concourse and walk toward the Vanier Family Football Complex. Enter the first set of double doors and take an immediate left into the theater. On the road, these interviews will take place either in the designated visiting interview area or outside the visiting locker room.



COLLEGE PRESSBOX

collegepressbox is the official media website for Division I football. Access and download game notes, quotes, statistics, media guides, headshots, logos and more for all FBS schools, conferences, postseason games, awards and the College Football Playoff. For access, please register for an account at www.collegepressbox.com/register.

FIND BIG 12 CONTENT ON ESPN+

Most K-State and Big 12 athletic events, home and away – including men's basketball, women's basketball, volleyball, soccer, baseball, and select football games – are available on ESPN+, the direct-to-consumer sports streaming service. Fans can sign up for ESPN+ at plus.espn.com, with monthly, annual, and bundle options available. No minimum contract is required, cancel anytime.



CHRIS KLIEMAN SHOW

Featuring the head coach of the Wildcats with the Voice of the Wildcats Wyatt Thompson, the Chris Klieman Show looks ahead to the coming week, while also taking questions in front of a live audience at Powercat Sports Grill in Manhattan. The show will be held every Wednesday during the season from 7-8 p.m., with the exception of August 21, November 6 and November 27. The show will air on Facebook Live and many of the K-State Sports Network affiliates, and it will also be available on demand on ESPN+ beginning at 11 a.m. CT each Friday.

2025 RADIO AFFILIATES

| MARKET | CALL LETTERS | FREQUENCY |
|--------------------------|--------------|---------------------------|
| Beloit | KSVS | 1190 AM/105.5 FM/102.9 FM |
| Chanute | KINZ | 95.3 FM |
| Clay Center | KCLY | 100.9 FM |
| Coffeyville | KGGF | 690 AM |
| Colby/Goodland | KRDQ | 100.3 FM |
| Concordia | KNCK | 1390 AM/98.3 FM |
| Dodge City | KAHE | 95.5 FM |
| Emporia | KVOE | 101.7 FM |
| Great Bend | KZRS | 107.9 FM |
| Hays/Ness City | KKDT | 93.5 FM |
| Hiawatha | KNZA | 103.9 FM |
| Hutchinson/Wichita | KHMY | 93.1 FM |
| Junction City | KJCK | 1420 AM/107.9 FM |
| Kansas City | KCSP | 610 AM |
| Manhattan | KMAN | 1350 AM/93.3 FM/93.7 FM |
| Manhattan | KMKF | 101.5 FM |
| Marysville | KNDY | 1570 AM/94.1 FM |
| Medicine Lodge | KQZQ | 98.3 FM |
| Norton | KQNK | 106.7 FM |
| Phillipsburg | KKAN | 1490 AM |
| Phillipsburg | KQMA | 92.5 FM |
| Pittsburg | KSEK | 1340 AM/107.9 FM |
| Salina | KSAL | 1150 AM/106.7 FM |
| Scott City | KSCL | 94.5 FM |
| Seneca | KMZA | 92.1 FM |
| Topeka | WIBW | 580 AM/104.9 FM |
| Wichita | KFH | 1240 AM/97.5 FM |
| Winfield | KWLS | 107.9 FM |



RECENT RECAP

- Kansas State's first of three bye weeks in the 2025 season came at a time when the Wildcats are looking to rebound from a 1-3 start to the season.
- All four of K-State's games this season have been decided by one possession. In three of the four games, the Wildcats trailed late in the fourth quarter and had the ball with a chance to either tie or take the lead.
- K-State was able to put together a 10-play, 81-yard drive over 1:03 against North Dakota, scoring a touchdown with 42 seconds remaining to swing a 35-31 deficit into a 38-35 victory.
- The next week against Army, K-State had the ball with less than two minutes remaining and got into plus territory until an interception sealed the Black Knights' three-point win.
- Six days later at Arizona, K-State had the ball near midfield with just over one minute remaining, but a turnover on downs ended the contest in a six-point defeat.

CATS IN BIG 12 HOME OPENERS

- Kansas State is 18-11 all-time in its Big 12 home openers, including wins in each of its last three opportunities against Texas Tech (2022), UCF (2023) and Oklahoma State (2024).
- The Wildcats' first Big 12 home contest was the first ever Big 12 Conference game when they defeated Texas Tech, 21-14, at then-KSU Stadium on August 31, 1996.

A MORNING CONTEST

- Saturday's game against UCF is the first time K-State will kick off in the morning (local time) since almost exactly one year to the day.
- The last time the Wildcats played a game that kicked off at 11 a.m., was a 42-20 home victory over Oklahoma State on September 28, 2024.
- K-State has played 12-straight games that kicked off in the afternoon or evening, including 10 that began at 6 p.m. or later local time.
- The Wildcats' 2025 season opener in Dublin, Ireland, against Iowa State kicked off at 11 a.m. in the Central Time Zone but began at 5 p.m. in Irish Standard Time.

FOUR ONE-SCORE GAMES

- Of Kansas State's last 16 games dating back to Week 2 of the 2024 season, 10 have been decided by just one score.
- Last year, the Wildcats went 4-2 in one-possession games. All four of the victories were fourth-quarter comebacks, which ranked second in the nation to Illinois' five.
- This season, K-State has played four one-possession games but has only come out on the winning side one time.
- The four one-score games this year are the most in the FBS. Second on the list is Iowa State Army and UConn as each have played three one-score games.

TOWARD THE TOP IN CONSISTENCY

- K-State is one of only 10 Power 4 schools that have won at least nine games in each of the last three seasons, joining Alabama, Clemson, Georgia, LSU, Notre Dame, Ohio State, Oregon, Penn State and Tennessee.
- Among those teams, only Kansas State, Alabama, Clemson, Georgia and Oregon have accomplished that feat in addition to winning a conference championship during that timeframe.
- The Wildcats are tied for 17th among Power 4 teams and are second among current Big 12 programs with 29 total wins since the beginning of 2022.

AMONG THE NATION'S BEST

- K-State has a total of 232 victories since 1996, which ranks 22nd nationally.
- Among active Big 12 teams, the Wildcats rank fourth behind BYU (242), TCU (241) and Utah (236).

A WINNING TRADITION

- Kansas State has totaled 144 Big 12 victories since the conference's formation in 1996, which stands as the most among active Big 12 programs.
- The Cats are also second among active Big 12 members in winning percentage since non-divisional play began in 2011. They sit at 59.1% (75-52), trailing only Oklahoma State (61.1%; 77-49).
- During that stretch, the Wildcats are 42-21 (66.7%) at home in Big 12 play and 33-31 (51.6%) on the road/neutral.

ALL-TIME BIG 12 VICTORIES (AMONG TEAMS IN THE LEAGUE AT LEAST 13 YEARS)

| Rk. | School | Wins |
|-----|----------------|------|
| 1. | K-State | 144 |
| 2. | Oklahoma State | 132 |
| 3. | Texas Tech | 119 |
| 4. | Iowa State | 90 |
| 5. | Baylor | 87 |
| 6. | Colorado* | 67 |
| 7. | TCU* | 65 |
| 8. | West Virginia* | 58 |
| 9. | Kansas | 55 |

* Rejoined the Big 12 in 2024 after being a member 1996-2010; * Joined Big 12 prior to 2012

STATE PRIDE

- Kansas State has 13 returning starters from a year ago, including seven that hail from the state of Kansas.
- On offense, the Kansans are quarterback **Avery Johnson** (Wichita), running back **Dylan Edwards** (Derby) and offensive linemen **Taylor Poitier** (Kansas City) and **Sam Hecht** (Shawnee).
- Defensively, the list includes defensive tackle **Damian Ilalio** (Manhattan), linebacker **Des Purnell** (Topeka) and defensive end **Cody Stufflebean** (McPherson).

A TRACK RECORD OF WINNING

- A proven winner with a championship history, **Chris Klieman** holds a 121-44 career record, as his 73.8% career winning percentage is tied for fourth among current FBS coaches that have completed at least 10 seasons. He is also one of just 17 current Power 4 head coaches with at least 100 career victories.
- Klieman, who is 49-31 since arriving at K-State, has led the Cats to five victories over teams ranked in the top 10 of the AP Top 25, the most of any active Big 12 program since 2019.

WINNING % BY ACTIVE FBS COACHES*

| Rk. | Coach | Current School | Pct. |
|-----|---------------|----------------|-------|
| 1. | Kalen DeBoer | Alabama | 87.2% |
| 2. | Kirby Smart | Georgia | 85.0% |
| 3. | Dabo Swinney | Clemson | 78.4% |
| 4. | Chris Klieman | K-State | 73.3% |
| | Brian Kelly | LSU | 73.3% |

* Among coaches that have led programs for at least 10 seasons

FEW PENALTIES

- K-State enters this week's game against UCF ranked fifth nationally in fewest penalties per game (3.25) and 13th in fewest penalty yards per game (32.25).
- Since 2022, the Wildcats have averaged 43.00 penalty yards per game (45 games) to tie for eighth among Power 4 teams.

WILDCATS WHEN...

| | |
|----------------------------------|----------------------------------|
| Overall..... | 1-3 |
| Big 12..... | 0-1 |
| Non-conference record | 1-2 |
| Home | 1-1 |
| Away | 0-1 |
| Neutral..... | 0-1 |
| Current streak..... | Lost 2 |
| Current home streak..... | Lost 1 |
| Current road/neutral streak..... | Lost 2 |
| Last win | 38-35 vs. North Dakota (8/30/25) |
| Last loss | 17-23 at Arizona (9/12/25) |

| | |
|-----------------|-----|
| Day game..... | 0-0 |
| Night game..... | 1-3 |

| | |
|-------------|-----|
| Game on: | |
| ESPN..... | 0-2 |
| ESPN+ | 1-0 |
| FOX | 0-1 |

| | |
|-----------------|-----|
| August | 1-1 |
| September | 0-2 |
| October | 0-0 |
| November | 0-0 |
| December..... | 0-0 |

| | |
|---------------------------------|-----|
| vs. top-25 teams (AP)..... | 0-1 |
| vs. non-ranked teams (AP) | 1-2 |
| On artificial surface..... | 1-2 |
| On natural grass | 0-1 |

| | |
|---------------------------------|-----|
| Scoring first..... | 1-2 |
| Opponent scores first | 0-1 |
| Leading after 1st quarter | 1-1 |
| Behind after 1st quarter..... | 0-2 |
| Tied after 1st quarter | 0-0 |
| Leading at halftime..... | 0-1 |
| Behind at halftime | 1-1 |
| Tied at halftime..... | 0-1 |
| Leading after 3rd quarter | 1-1 |
| Behind after 3rd quarter | 0-2 |
| Tied after 3rd quarter..... | 0-0 |
| Overtime..... | 0-0 |

| | |
|----------------------------------|-----|
| Scoring 20 points or less..... | 0-1 |
| Scoring 20+ points | 1-2 |
| Scoring 30+ points | 1-0 |
| Allowing 21 points or less | 0-0 |
| Allowing 10 points or less | 0-0 |

| | |
|---------------------------------------|-----|
| With 100-yard rusher..... | 0-0 |
| Allow 100-yard rusher..... | 0-2 |
| With 300-yard passer..... | 1-0 |
| Allow 300-yard passer..... | 0-0 |
| Outgain opponent..... | 1-1 |
| Total offense + 400 yards..... | 1-0 |
| Allow + 400 yards total offense | 0-1 |

| | |
|---|-----|
| No turnovers | 0-0 |
| Less than three turnovers..... | 1-3 |
| Three or more turnovers..... | 0-0 |
| No takeaways..... | 0-1 |
| Three or more takeaways | 0-0 |
| Fewer turnovers gained | 0-1 |
| Equal turnovers gained | 1-1 |
| More turnovers gained..... | 0-1 |
| Control time of possession | 0-0 |
| Opponent controls time of possession..... | 1-3 |



NATIONAL RANKINGS

Associated Press Top 25 (Week 5)

| | | |
|--------------------|-----|------|
| 1. Ohio State (52) | 3-0 | 1629 |
| 2. Miami (7) | 4-0 | 1479 |
| 3. Penn State (5) | 3-0 | 1460 |
| 4. LSU | 4-0 | 1433 |
| 5. Georgia | 3-0 | 1420 |
| 6. Oregon (1) | 4-0 | 1404 |
| 7. Oklahoma (1) | 4-0 | 1194 |
| 8. Florida State | 3-0 | 1183 |
| 9. Texas A&M | 3-0 | 1072 |
| 10. Texas | 3-1 | 1057 |
| 11. Indiana | 4-0 | 990 |
| 12. Texas Tech | 4-0 | 890 |
| 13. Ole Miss | 4-0 | 843 |
| 14. Iowa State | 4-0 | 779 |
| 15. Tennessee | 3-1 | 635 |
| 16. Georgia Tech | 4-0 | 598 |
| 17. Alabama | 2-1 | 595 |
| 18. Vanderbilt | 4-0 | 546 |
| 19. Michigan | 3-1 | 458 |
| 20. Missouri | 4-0 | 452 |
| 21. USC | 4-0 | 264 |
| 22. Notre Dame | 1-2 | 219 |
| 23. Illinois | 3-1 | 145 |
| 24. TCU | 3-0 | 138 |
| 25. BYU | 3-0 | 131 |

OTHER BIG 12 RECEIVING VOTES:

Utah 45, Arizona State 30, UCF 3.

US LBM Coaches' Poll (Week 5)

| | | |
|--------------------|-----|------|
| 1. Ohio State (61) | 3-0 | 1667 |
| 2. Penn State (3) | 3-0 | 1552 |
| 3. Georgia (1) | 3-0 | 1497 |
| 4. LSU | 4-0 | 1458 |
| 5. Oregon (1) | 4-0 | 1442 |
| 6. Miami (1) | 4-0 | 1399 |
| 7. Texas | 3-1 | 1209 |
| 8. Florida State | 3-0 | 1100 |
| 9. Texas A&M | 3-0 | 1043 |
| 10. Oklahoma | 4-0 | 1024 |
| 11. Ole Miss | 4-0 | 996 |
| 12. Indiana | 4-0 | 915 |
| 13. Iowa State | 4-0 | 870 |
| 14. Texas Tech | 4-0 | 807 |
| 15. Tennessee | 3-1 | 715 |
| 16. Alabama | 2-1 | 649 |
| 17. Georgia Tech | 4-0 | 558 |
| 18. Michigan | 3-1 | 469 |
| 19. Missouri | 4-0 | 433 |
| 20. Vanderbilt | 4-0 | 417 |
| 21. Notre Dame | 1-2 | 261 |
| 22. USC | 4-0 | 249] |
| 23. Illinois | 3-1 | 214 |
| 24. BYU | 3-0 | 185 |
| 25. TCU | 3-0 | 112 |

OTHER BIG 12 RECEIVING VOTES:

Arizona State 104, Utah 99, Kansas 6, Houston 4.

THE LAST TIME KANSAS STATE WAS...

Ranked in CFP Poll: 11/26/2024 (24th)

Ranked in AP Top 25: 2025 Preseason (17th)

Ranked in US LBM Coaches Poll: 2025 Preseason (20th)

Not Ranked but RV in AP Poll: 9/2/25

Not Ranked but RV in Coaches' Poll: 9/2/25

CATS TOPS IN NON-OFFENSIVE TDs

• K-State is the nation's best in non-offensive touchdowns over the last 25-plus seasons as it has 136 since 1999, 10 more than the next closest team (Alabama – 126) and 18 more than the next Big 12 program (Utah – 119).

• K-State recorded four non-offensive scores during the 2024 season, its most since also recording four in 2020.

• The Wildcats got on the board in 2025 thanks to **Bryce Noernberg's** 99-yard kickoff return against Army.

NON-OFFENSIVE TDs SINCE 1999

| Rk. | School | Non-Offensive TDs |
|-----|----------------|-------------------|
| 1. | K-State | 136 |
| 2. | Alabama | 126 |
| 3. | Virginia Tech | 120 |
| 4. | Utah | 119 |
| 5. | Texas | 116 |

Of the 136 non-offensive scores since 1999, 46 have been punt returns, 42 interception returns, 34 kickoff returns, 12 fumble returns and 2 missed/blocked field goal returns

OFFENSIVE NOTES TOTAL OFFENSE

• K-State has totaled at least 375 yards of offense in 34 of the last 44 games dating back to the beginning of the 2022 season.

• The 34 games with at least 375 yards are tied for 10th among Power 4 programs and ranks second among Big 12 schools.

• Georgia leads the way with 39, followed by USC (38), Oregon (37), TCU (37), Ole Miss (36), Texas (36), LSU (35) and Washington (35).

• During that stretch, K-State holds a 27-7 record when totaling at least 375 yards, while the Wildcats are 2-8 when going under that mark.

RED ZONE SUCCESS

• Since **Chris Klieman's** first season at K-State in 2019, the Wildcats have been the best in the Big 12 in terms of converting red-zone opportunities into points.

• The Wildcats rank first in the Big 12 with an 89.9% (277-of-308) success rate in the red zone since 2019, just ahead of Texas Tech (88.1%) and Oklahoma State (87.5%).

• K-State also ranks first in the league in touchdown success rate at 66.9% (206-of-308), ahead of Kansas (66.3%) and Utah (65.6%).

BIG 12 RED-ZONE SUCCESS SINCE 2019

| Rk. | School | Scores | Att. | Pct. |
|-----|----------------|------------|------------|--------------|
| 1. | K-State | 277 | 308 | 89.9% |
| 2. | Texas Tech | 288 | 327 | 88.1% |
| 3. | Oklahoma State | 287 | 328 | 87.5% |
| 4. | Iowa State | 272 | 313 | 86.9% |
| 5. | West Virginia | 254 | 294 | 86.4% |

LIMITED SACKS PER GAME

• K-State has been one of the nation's best in terms of limiting sacks since head coach **Chris Klieman's** first season of 2019.

• The Wildcats rank fifth nationally and second in the Big 12 by allowing only 1.46 sacks per game over the last six-plus seasons, a span of 80 games.

SACKS ALLOWED PER GAME SINCE 1999

| Rk. | School | Sacks Allowed/Gm |
|-----|----------------|------------------|
| 1. | Oregon | 1.15 |
| 2. | Georgia | 1.19 |
| 3. | Michigan | 1.32 |
| 4. | Iowa State | 1.42 |
| 5. | K-State | 1.46 |

** Among Power 4 teams*

FEW INTERCEPTIONS

• Thanks to only one interception through four games this season, the Wildcats have only thrown 11 picks since **Avery Johnson's** first start under center in the 2023 Pop-Tarts Bowl.

• The 11 interceptions thrown are tied for third among Big 12 teams since the 2023 bowl season.

INTs THROWN SINCE 2023 BOWL SEASON

| Rk. | School | INTs |
|-----|----------------|-----------|
| 1. | Cincinnati | 8 |
| 2. | Arizona State | 9 |
| 3. | K-State | 11 |
| | Iowa State | 11 |
| TS. | Colorado, UCF | 12 |

** Among Big 12 teams*

THROWING FOR 300

• Quarterback **Avery Johnson** produced the first 300-yard passing game of his career against North Dakota when he totaled 318 yards and a career-high tying three touchdowns on 28-of-43 aim. His completion and attempt totals were also a career high.

• It was the 46th 300-yard passing game in school history and the first since Will Howard went for 327 yards during an overtime contest at Texas in 2023.

VERY RESPONSIBLE

• **Avery Johnson** has been responsible for 52 total touchdowns in his 25 career games played to rank ninth in school history.

• His touchdown responsibility total is tied for 27th nationally among active players but ranks sixth among non-seniors.

• A native of Wichita, Kansas, Johnson has 36 career passing touchdowns to tie for sixth in school history – two shy of taking over sole possession of fifth place – while his 16 career rushing touchdowns rank ninth in school history among quarterbacks.

NEARING 1,000

• **Avery Johnson** has rushed for 963 yards in his career, just 37 yards shy of becoming the seventh K-State quarterback to reach the 1,000-yard mark.

• Johnson has averaged 5.07 yards on his 190 career rushes, which would rank eighth in school history if he had 10 more rushes to meet the minimum.

• When taking away sack yardage, Johnson has rushed for 1,108 yards on 173 true rushing attempts, good for a 6.40-yard clip.

FAVORITE TARGET

• **Avery Johnson's** favorite target to open the 2025 season has been wide receiver **Jayce Brown**, who has 25 receptions for 284 yards and two touchdowns over the first four games.

• Brown's 6.25 receptions per game this season rank 21st nationally and third in the Big 12.

• Brown hauled in 12 catches against North Dakota, which tied for the seventh-most catches in a single game in school history, doubled his previous career high of six (last year at Colorado) and were the most by a Wildcat since Tyler Lockett had 13 in the final game of his career in the 2014 Alamo Bowl vs. UCLA.

• Brown tallied at least 100 scrimmage yards in the final two games of 2024 and in three of the first four games of 2025 after only one such performance in the first 21 games of his career.



CATCH STREAK

- **Jayce Brown** has recorded at least one reception in each of the last 25 games dating back to the 2023 Texas Tech contest.
- It is the 14th-longest active streak in the nation and fourth in the Big 12 behind Baylor's Kole Wilson (34 games), TCU's Joseph Manjack IV (30 games) and BYU's Chase Roberts (29 games).
- It is the longest streak by a Wildcat since Phillip Brooks went 25-straight games with a reception over the 2022 and 2023 seasons.
- If he were to record a catch against UCF, Brown's streak would be the longest by a Wildcat since Deuce Vaughn held a 33-game streak that spanned from his first-career game in 2020 through the 10th game of 2022.
- A 26-game catch streak would be the longest by a K-State wide receiver since Curry Sexton also went 26-straight games, catching a pass in every game over the 2013 and 2014 seasons. Dalton Schoen had a catch in 31-straight games in which he played over the 2017, 2018 and 2019 seasons, but he missed four games during that timeframe.

TO THE HOUSE

- **Jayce Brown** opened the second half at Arizona with a 75-yard touchdown run on the first play from scrimmage to get the Wildcats back to within one score.
- His 75-yard run was the Wildcats' longest rush since Deuce Vaughn had an 88-yard score against Alabama in the 2022 Sugar Bowl.
- It was the longest rush by a K-State wide receiver since Malik Knowles had a 75-yard score on the first play from scrimmage of the 2022 season against South Dakota.

DEFENSIVE NOTES CONTINUITY ON THE STAFF

- Each of the Wildcats' full-time coaches on the defensive side of the ball have been the same since 2020, as Kansas State and Iowa are the only two programs in the country to lay that claim.
- However, Iowa utilizes four positional coaches on defense, whereas K-State employs five.
- Safeties coach **Joe Klanderman** was promoted to defensive coordinator in 2020, the same year that cornerbacks coach **Van Malone** was elevated to assistant head coach and **Steve Stanard** joined the staff to coach the linebackers. Defensive tackles coach **Mike Tuiasosopo** and defensive ends coach **Buddy Wyatt** – along with Klanderman and Malone – were members of **Chris Klieman**'s original staff at K-State in 2019.

LIMITED POINTS PER GAME

- Since the 2021 season (57 games), the Cats are allowing just 22.1 points per game, which ranks 27th nationally and third among current Big 12 teams.
- Additionally, the Cats have allowed 144 offensive touchdowns (2.5 per game) over that time to tie 18th among Power 4 schools (minimum 40 games).
- The Wildcats have finished each of the three previous seasons allowing less than 24.0 points per game, their longest streak since going 13-straight years from 1991 through 2003.
- Since head coach **Chris Klieman**'s first year of 2019, the Wildcats have held 42 of their 54 Big 12 opponents under their season average at the time it faces the Wildcats (excluding 2025 season opener against Iowa State).

CREATING TURNOVERS

- Since the beginning of 2022, K-State has forced 67 turnovers, which is tied for the most among active Big 12 teams and 13th among Power 4 teams.
- Of the 66 turnovers, 40 have been via interception to tie for fourth among all active Big 12 programs and tie for 20th among Power 4 teams.

JUMPING ON THE BALL

- Although the Wildcats only have one interception through the first four games of 2025, K-State has had a propensity for falling on fumbles this season as it ranks seventh nationally and is tied for first in the Big 12 with four fumble recoveries.
- The four fumble recoveries this season are the most through the first four games of a season since 2017 when that squad also fell on four fumbles. Last year, the Wildcats only had five fumble recoveries in 13 games.
- K-State's four recoveries this season have come from four different players. **Austin Romaine** and **Chiddi Obiazor** each had one in the season opener against Iowa State, **Tobi Osun-sanmi** recovered one against North Dakota, and long snapper **Mason Olguin** recovered a muffed punt at Arizona.

GETTING TO THE QUARTERBACK

- K-State finished the 2024 season ranked 25th nationally and second in the Big 12 with 2.69 sacks per game.
- It was the Wildcats' best national ranking since 2015 (No. 9) and highest sacks-per-game mark since 2020 (2.80).
- Kansas State's 35 sacks a year ago resulted in 249 lost yards, which ranked 11th in the Power 4 and first in the Big 12.
- It was the most sack yardage by the Wildcats since 2003 (345) and tied for the fifth most by any K-State team in the Big 12 era (since 1996).
- After starting out the 2025 season by recording seven sacks in its first two games, K-State has only recorded two in its two most recent games.

ROMAINE LEADING THE WAY

- After leading the Wildcats in tackles last season en route to All-Big 12 Second Team honors, linebacker **Austin Romaine** is back at it again in 2025.
- A product of Hillsboro, Missouri, Romaine has a team-leading 37 tackles, ranking 22nd in the nation and fourth in the Big 12 with 9.3 tackles per game. The junior has collected 5.75 solo tackles per game through four contests to rank 11th nationally and first in the conference.
- Romaine has at least eight tackles in every game this season, including a pair of 10-tackle performances against North Dakota and Army.
- Last season, Romaine led the Wildcats and ranked ninth in the conference with 96 tackles (7.38 per game). He was the first Wildcat with at least 90 tackles in a season since Jayd Kirby had 99 in 2017.

SENIOR STANDOUT

- Ranking second in the tackle department is senior **Des Purnell**, who has totaled 28 stops this season, including 5.00 solo tackles per game to rank 26th in the country and third in the Big 12.
- A native of Topeka, Kansas, Purnell recorded a career-high 10 tackles against Army and topped that mark six days later with 11 stops at Arizona.

WILDCATS IN THE NFL

With NFL season in full swing, Kansas State currently has 20 players on NFL rosters. Of the 20, there are 11 on offense and nine on defense.



The longest-tenured former Wildcats are **Tyler Lockett** and **Cornelius Lucas** as both are entering their 11th season, but both are playing with new teams. Lockett is now with the Tennessee Titans after spending the first 10 seasons of his career with the Seattle Seahawks, while Lucas will suit up for the Cleveland Browns after spending the last five seasons with the Washington Commanders.

Four players from last year's roster are now on NFL teams, including third-round pick **Jacob Parrish** (Tampa Bay) and fifth-round selections **DJ Giddens** (Indianapolis) and **Marques Sigle** (San Francisco).

| Name | Team | Pos. | Exp. |
|-----------------------------------|---------------|------|------|
| Felix Anudike-Uzomah [^] | Kansas City | DE | 3 |
| Cooper Beebe [*] | Dallas | OL | 2 |
| Ekow Boye-Doe | Arizona | CB | 2 |
| JuJu Brents | Miami | CB | 3 |
| DJ Giddens | Indianapolis | RB | R |
| Josh Hayes | Tampa Bay | CB | 3 |
| Timmy Horne [*] | Tennessee | DT | 4 |
| Easton Kilty [*] | New Orleans | OL | R |
| KT Leveston | Cleveland | OL | 2 |
| Tyler Lockett | Tennessee | WR | 11 |
| Cornelius Lucas | Cleveland | OL | 11 |
| Adrian Martinez [*] | San Francisco | QB | 1 |
| Jacob Parrish | Tampa Bay | CB | R |
| D.J. Reed | Detroit | CB | 8 |
| Dalton Risner | Cincinnati | OL | 7 |
| Marques Sigle | San Francisco | S | R |
| Ben Sinnott | Washington | TE | 2 |
| Skylar Thompson [^] | Pittsburgh | QB | 4 |
| Deuce Vaughn [*] | Denver | RB | 3 |
| Russ Yeast [*] | Cincinnati | S | 3 |

[^] – Injured Reserve

^{*} – Practice Squad

WILDCATS - WEEK 4

THURSDAY, SEPTEMBER 28

Seattle
at Arizona – **Ekow Boye-Doe**
7:15 p.m. (Prime Video)

SUNDAY, SEPTEMBER 28

Minnesota
vs. Pittsburgh – **Skylar Thompson**
8:30 a.m. (NFL Network)
Washington – **Ben Sinnott**
at Atlanta
12 p.m. (CBS)
New Orleans – **Easton Kilty**
at Buffalo
12 p.m. (CBS)
Cleveland – **KT Leveston, Cornelius Lucas**
at Detroit – **DJ Reed**
12 p.m. (FOX)
Tennessee – **Timmy Horne, Tyler Lockett**
at Houston
12 p.m. (CBS)
Philadelphia
at Tampa Bay – **Josh Hayes, Jacob Parrish**
12 p.m. (FOX)
Indianapolis – **DJ Giddens**
at Los Angeles Rams
3:05 p.m. (FOX)
Jacksonville
at San Francisco – **Adrian Martinez, Marques Sigle**
3:05 p.m. (FOX)
Baltimore
at Kansas City – **Felix Anudike-Uzomah**
3:25 p.m. (CBS)
Green Bay
at Dallas – **Cooper Beebe**
7:20 p.m. (NBC)

MONDAY, SEPTEMBER 29

New York Jets
at Miami – **JuJu Brents**
6:15 p.m. (ESPN/ABC)
Cincinnati – **Dalton Risner, Russ Yeast**
at Denver – **Deuce Vaughn**
7:15 p.m. (ABC)



ON THIS DATE...

SEPT 27

Record 7-3-1
Streak Won 6
Last Time W, 58-28
 2014 • Manhattan, Kan.

ALL-TIME GAMES ON SEPTEMBER 27

| Year | h/a | Opponent | Score | W/L |
|------|-----|-----------------|-------|-----|
| 1902 | a | KSTC, Emporia | 0-16 | L |
| 1935 | a | Duquesne | 12-0 | W |
| 1941 | h | Fort Hays State | 0-0 | T |
| 1952 | a | Cincinnati | 6-13 | L |
| 1958 | a | Colorado | 3-13 | L |
| 1969 | a | Arizona | 42-27 | W |
| 1975 | a | Wake Forest | 17-16 | W |
| 1980 | h | Arkansas State | 31-7 | W |
| 1997 | h | Bowling Green | 58-0 | W |
| 2008 | h | Louisiana | 45-37 | W |
| 2014 | h | UTEP | 58-28 | W |



K-State 58, UTEP 28
September 27, 2014
Bill Snyder Stadium

K-State closed out its non-conference slate with a bang, romping UTEP, 58-28, in front of 52,899 fans at Bill Snyder Stadium. The 25th-ranked Wildcats dominated play, scoring 42 unanswered points on six consecutive drives at one point en route to their third win of the season.

For K-State, it was a complete effort that saw the offense, defense and special teams all excel in their respective areas.

On the offensive side, the scoring was backed by an exceptional performance from the Wildcat rushing attack, which combined for 188 yards and six scores on 37 attempts. Halfbacks Charles Jones and DeMarcus Robinson, who each averaged over six yards per carry, accounted for 132 of those yards with the former crossing the plane on three occasions and the latter once.

The Wildcat defense was just as dominant, allowing only one first Miner first down in the entire first half that saw K-State take a commanding 31-0 lead into the break. The Miners, who entered the game averaging a gaudy 314 yards per game on the ground, were held to 59 yards total on 31 attempts with almost all their scoring coming in the late stages of the game.

And lastly, on special teams, wideout Tyler Lockett led a special teams unit that, along with a punt block on defense, totaled 150 yards on five punt returns with 143 of those yards coming from Lockett himself, including two returns of 50-plus yards that was highlighted by a 58-yard return for a score.

BREAKING UP THE PASS

- Sophomore cornerback **Zashon Rich** has five pass breakups in four games this season to tie for eighth in the country and first in the Big 12.
- His five pass breakups are already two shy of the top mark by a Wildcat last year. Jacob Parrish had seven pass deflections in 2024 before going on to be selected in the third round of the 2025 NFL Draft by Tampa Bay.

SPECIAL TEAMS NOTES SCORING IN THE THIRD PHASE

- The Wildcats continue to lead the nation in total kickoff- and punt-return touchdowns since 2005 with 63, which is 23 more than the next closest team in Alabama (40) and 29 more than the next closest Big 12 programs, Oklahoma State and TCU (34).
- Of the 63 total returns, a nation-leading 32 are on kickoff returns, and the next closest team is Houston with 21.

KICK/PUNT RETURN TDs SINCE 2005

| Rk. | School | PR/KR TDs |
|-----|-----------------|-----------|
| 1. | K-State | 63 |
| 2. | Alabama | 40 |
| 3. | San Diego State | 35 |
| 4. | Oklahoma State | 34 |
| | TCU | 34 |

KICKOFF RETURN TDs SINCE 2005

| Rk. | School | KR TDs |
|-----|-----------------|--------|
| 1. | K-State | 32 |
| 2. | Houston | 21 |
| 3. | San Diego State | 20 |
| 4. | Oklahoma State | 18 |
| T5. | UCF | 16 |
| T5. | Utah State | 16 |

TO THE HOUSE

- Redshirt freshman **Bryce Noernberg** returned a kickoff 99 yards for a touchdown against Army. It was Kansas State's first kickoff-return score since Malik Knowles went 93 yards against Oklahoma in 2021.
- Noernberg's return was the longest by a Wildcat since Knowles went 99 yards earlier in the 2021 season at Oklahoma State.
- A product of Olathe, Kansas, who was a quarterback at Olathe South High School, Noernberg recorded Kansas State's 12th kickoff return of at least 99 yards.
- Noernberg holds a 33.9-yard average on his 10 kickoff returns this season, which ranks 10th in the nation.

EIGHT STRAIGHT

- With **Garrett Harstad's** blocked punt at Arizona, K-State has now blocked a punt in eight-straight seasons, which is the longest streak in the nation.
- San Diego State is next on the list with seven-straight years, while Iowa State, Oregon State, Rutgers and South Carolina are tied for third with five-consecutive years.

RODRIGUEZ FROM DISTANCE

- Due to injuries at kicker late in the summer, the Wildcats scrambled to find a replacement for the 2025 season, and they landed community-college transfer **Luis Rodriguez** from College of the Canyons in Santa Clarita, California.
- After arriving in Manhattan just as preseason practices commenced, all Rodriguez has done over his first four games is connect on all four field goal and 11 extra-point attempts.
- At Arizona, Rodriguez opened the game's scoring by connecting on a season-long 51-yard field goal. It tied for the 25th-longest

field goal in school history and was the longest in a road game since Ty Zentner was true on a 53-yarder at West Virginia in 2022.

- Rodriguez came to K-State after being named to the 2024 California Community College Football Coaches Association (CCCCA) All-America Team. In his lone season playing for the Cougars, he was true on 21-of-25 field goals with a long of 54 yards, while he connected on 31-of-34 extra points.

HIGH AVERAGE BY McCLANNAN

- Sophomore punter **Simon McClannan** has gotten off to a great start in 2025, ranking fifth in the Big 12 with a 43.5-yard average on 15 punts. His high average is due to five punts that have traveled at least 50 yards, which is tied for third in the Big 12. Last year, McClannan only had six punts of 50 or more yards over 13 games.
- A native of Omaha, Nebraska, McClannan recorded a career-best 50.8-yard average on five punts at Arizona, the eighth highest single-game average in the nation this season (minimum 4 punts).
- It was the first time a K-State punter averaged more than 50 yards per punt on at least four attempts since Ty Zentner had a 54.3-yard average against Missouri in 2022.
- McClannan enters his 20th-career game against UCF with a 42.61-yard average on 62 career punts, which would rank fifth in school history if he had 13 more punts to meet the minimum amount of attempts.

DEFENSE ON KICK RETURNS

- K-State has not allowed a kickoff return for a touchdown since the 2013 season, going the last 155 games and 445 returns without allowing its opponent to find paydirt.
- The streak is the longest among the active Big 12 teams, 257 returns better than the next closest team (Arizona State — 188).
- Since K-State allowed its last kickoff-return touchdown, the Wildcats have scored 15 of their own.



COACHING STAFF NOTES BY THE NUMBERS

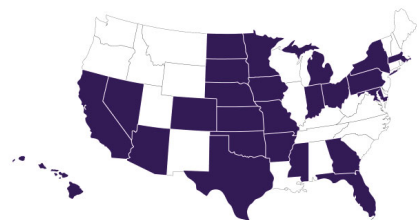
- 1,621** – Combined Division I coaching wins
- 494** – Combined Division I all-conference players coached
- 292** – Combined years of coaching experience
- 164** – Combined postseason appearances
- 120** – Combined bowl game appearances
- 89** – Combined NFL Draft selections
- 28** – Combined years of coordinator experience
- 26** – Combined years of head coach experience

PRIOR RELATIONSHIPS

- Several K-State coaches had prior working relationships before their time in Manhattan. Defensive coordinator **Joe Klenderman** was a part of **Chris Klieman**'s original staff at North Dakota State and came to Manhattan with Klieman in 2019. When Klieman was the defensive coordinator at NDSU in 2012 and 2013, **Steve Stanard** was the linebacker coach.
- Additionally, Klieman and running backs coach **Brian Anderson** were at Western Illinois together from 1994 to 1996.
- Other connections include: assistant head coach/cornerbacks coach **Van Malone** and defensive ends coach **Buddy Wyatt** working together at Texas A&M in 2008 and 2009 as well as SMU from 2015 to 2017; Offensive coordinator/quarterbacks/associate head coach **Matt Wells** and tight ends coach **Luke Wells** working together at both Utah State (2013-18) and Texas Tech (2019-21).
- Also, Matt Wells and Athletics Director **Gene Taylor** were at Navy together from 1997 to 2001.

ROSTER NOTES OWNING THE STATE

- K-State casts a wide net in addition to owning its state when it comes to roster composition as a total of 25 states are represented on the 2025 roster, and none more than the state of Kansas as 33 players hail from the Sunflower State.
- The next highest totals come from Texas (14), Missouri (8), Florida (8), Colorado (6), Nebraska (6) and Georgia (5).



LOTS OF LETTERWINNERS

- For the sixth-straight season, Kansas State brings back 44 or more letterwinners as the 2025 squad sees 45 returning letterwinners come back for another year.
- Of the 45 returning letterwinners, 18 are on offense, 25 are on defense and there are two specialists.
- The 45 returning letterwinners are tied for the sixth most by a K-State squad since 2003.

MOST RETURNING LETTERWINNERS SINCE 2003

| Rk. | Year | Letterwinners |
|-----|------------|---------------|
| 1. | 2021 | 56 |
| 2. | 2020 | 48 |
| T3. | 2022, 2009 | 47 |
| T5. | 2024, 2015 | 46 |
| T6. | 2025, 2007 | 45 |
| T8. | 2023, 2017 | 44 |

SUPER SENIORS

- K-State has eight players who are using an extra year of eligibility and are seniors again in 2025 as the NCAA froze eligibility clocks during the 2020 season due to the COVID-19 pandemic in addition to the community-college ruling for this season.
- Those using a second senior season are cornerback **Justice Clemons**, transfer safety **Gunner Maldonado**, transfer wide receiver **Caleb Medford**, linebacker **Beau Palmer**, offensive lineman **Taylor Poitier**, defensive tackle **Uso Seumalo**, defensive end **Cody Stufflebean** and tight end **Will Swanson**.
- Poitier is actually in his seventh season of college football in 2025 due to the pandemic followed by season-ending injuries in both 2021 and 2022.

NEW FACES IN NEW PLACES

- Kansas State welcomes 14 Division I or II transfers with eight on offense and six on defense. The 14 transfers are the most for K-State under head coach **Chris Klieman**, topping the previous mark of 11 last season.
- Nine of the transfers have multiple years of eligibility remaining, while nine of the 14 came from Power 5 schools.
- The incoming transfers for 2025 include: wide receiver **Jerand Bradley** (Texas Tech/Boston College), offensive lineman **Terrence Enos Jr.** (Pittsburgh), offensive lineman **George Fitzpatrick** (Ohio State), cornerback **Amarion Fortenberry** (South Alabama), safety **Gunner Maldonado** (Northwestern/Arizona), running back **Antonio Martin Jr.** (Georgia Tech/Southeastern Louisiana), wide receiver **Caleb Medford** (TCU/New Mexico), safety **Qua Moss** (West Georgia), offensive lineman **JB Nelson** (Penn State), linebacker **Ralph Ortiz** (West Florida), linebacker **Gabe Powers** (Ohio State), cornerback **Jayden Rowe** (Oklahoma), offensive lineman **Amos Talalele** (USC) and wide receiver **Jaron Tibbs** (Purdue).

THESE CATS ARE SMART

- Not only has Kansas State put in hard work on the field, but also in the classroom as the Wildcats have been one of the Big 12's best over the better part of a decade.
- Since 2014, K-State has accumulated a Big 12-leading 347 Academic All-Big 12 selections, which is 34 more than the next closest program (Iowa State).
- The Wildcats have produced at least 24 Academic All-Big 12 performers every year since 2014, including a school record 45 selections in 2023.

ACADEMIC ALL-BIG 12 HONORS SINCE 2014

| Rk. | School | All-Big 12 Honors |
|-----|----------------|-------------------|
| 1. | K-State | 347 |
| 2. | Iowa State | 313 |
| 3. | Oklahoma State | 300 |
| 4. | Kansas | 280 |
| 5. | Baylor | 255 |

2025 HONOR ROLL

JERAND BRADLEY • SENIOR • WIDE RECEIVER

- Shrine Bowl watch list

JAYCE BROWN • JUNIOR • WIDE RECEIVER

- Biletnikoff Award watch list
- Shrine Bowl watch list

DYLAN EDWARDS • JUNIOR • RUNNING BACK

- Maxwell Award watch list
- Doak Walker Award watch list
- Paul Hornung Award watch list
- Jet Award watch list
- Senior Bowl Top 300
- Shrine Bowl watch list

SAM HECHT • SENIOR • OFFENSIVE LINE

- Outland Trophy watch list
- Rimington Trophy watch list
- Senior Bowl Top 300
- Shrine Bowl watch list

DAMIAN ILALIO • SENIOR • DEFENSIVE TACKLE

- Wuerffel Trophy watch list
- Shrine Bowl watch list
- Polynesian College Player of the Year Award watch list

AVERY JOHNSON • JUNIOR • QUARTERBACK

- Maxwell Award watch list
- Davey O'Brien watch list
- Manning Award watch list
- Johnny Unitas Golden Arm Award watch list
- Shrine Bowl watch list

ANDREW LEINGANG • SENIOR • OFFENSIVE LINE

- Shrine Bowl watch list

GUNNER MALDONADO • SENIOR • SAFETY

- Shrine Bowl watch list

GARRETT OAKLEY • JUNIOR • TIGHT END

- John Mackey Award watch list

VJ PAYNE • SENIOR • SAFETY

- Senior Bowl Top 300
- Shrine Bowl watch list

TAYLOR POITIER • SENIOR • OFFENSIVE LINE

- Shrine Bowl watch list

DES PURNELL • SENIOR • LINEBACKER

- Shrine Bowl watch list

AUSTIN ROMAINE • JUNIOR • LINEBACKER

- Bronko Nagurski Trophy watch list
- Chuck Bednarik Award watch list
- Butkus Award watch list
- Shrine Bowl watch list

USO SEUMALO • SENIOR • DEFENSIVE TACKLE

- Shrine Bowl watch list



OPPONENT BREAKDOWN



SCOTT FROST

Overall Record: 38-38
Overall Season: 8th
Record at UCF: 22-7
Season at UCF: 3rd

UCF STATISTICAL LEADERS

| RUSHING | | | | | | |
|------------------|------|-----|-------|---------|-----------|---------|
| | Att | Net | Avg | TD | Lg | YPG |
| Jaden Nixon | 11 | 160 | 14.5 | 3 | 87 | 53.3 |
| Myles Montgomery | 41 | 149 | 3.6 | 1 | 15 | 49.7 |
| Jacurri Brown | 9 | 137 | 15.2 | 2 | 60 | 68.5 |
| PASSING | | | | | | |
| | Cmp | Att | Int | Pct | Yds | TD YPG |
| Tayven Jackson | 54 | 77 | 0 | 70.1 | 694 | 3 231.3 |
| RECEIVING | | | | | | |
| | No | Yds | Avg | TD | Long | YPG |
| Duane Thomas Jr. | 12 | 148 | 12.3 | 0 | 41 | 49.3 |
| DJ Black | 9 | 105 | 11.7 | 1 | 33 | 35.0 |
| Dylan Wade | 9 | 101 | 11.2 | 1 | 39 | 33.7 |
| DEFENSE | | | | | | |
| | Solo | Ast | Total | TFL-Yds | Sacks-Yds | INT-Yds |
| Lewis Carter | 10 | 9 | 19 | 2.0-5 | 1.0-3 | 0-0 |
| Cole Kozlowski | 12 | 3 | 15 | 1.0-1 | 0.0-0 | 0-0 |
| Phillip Dunnam | 10 | 5 | 15 | 1.0-1 | 0.0-0 | 0-0 |

2025 SCHEDULE

| Date | Opponent | Time [CT] (TV)/Result |
|----------|--------------------|-----------------------|
| Aug. 28 | Jacksonville State | W, 17-10 |
| Sept. 6 | North Carolina A&T | W, 68-7 |
| Sept. 20 | North Carolina | W, 34-9 |
| Sept. 27 | at K-State* | 11 a.m. (FS1) |
| Oct. 4 | Kansas* | 6:30 p.m. (ESPN2) |
| Oct. 11 | at Cincinnati* | TBA |
| Oct. 18 | West Virginia* | TBA |
| Nov. 1 | at Baylor* | TBA |
| Nov. 7 | Houston* | TBA (FS1) |
| Nov. 15 | at Texas Tech* | TBA |
| Nov. 22 | Oklahoma State* | TBA |
| Nov. 29 | at BYU* | TBA |

* Big 12 Conference Game

INSIDE THE SERIES

3RD MEETING K-STATE LEADS, 3-0

| | |
|--|----------------|
| K-State Points..... | 61 |
| UCF Points..... | 44 |
| Record at Home..... | 2-0 |
| Record at UCF..... | 0-0 |
| Games Decided by 3 Points or Less..... | 0-0 |
| Games Decided by 7 Points or Less..... | 1-0 |
| Longest Winning Streak..... | 2 (2010, 2023) |
| Current Streak..... | Won 2 |
| Last 10 Games..... | 2-0 |
| Biggest Win..... | 44-31 (2023) |

SERIES HISTORY

| | | | | |
|----------------|-----|---|-------|---|
| 9/18/2010..... | -/- | W | 17-13 | H |
| 9/23/2023..... | -/- | W | 44-31 | H |

100-YARD RUSHING GAMES

| | | |
|-----|------------|-----------|
| 207 | DJ Giddens | 9/23/2023 |
|-----|------------|-----------|

SERIES NOTES

- This week is the third all-time meeting between K-State and UCF with all three contests coming in Manhattan.
- Two seasons ago, K-State picked up a 44-31 victory in UCF's first ever Big 12 game thanks to the legs of DJ Giddens, who rushed for 207 yards and four touchdowns in addition to tallying eight receptions for 86 yards.
- It was the Wildcats' 16th 200-yard rushing game in school history, while his four rushing scores tied for fourth in school history
- The first time the two teams squared off was 2010 in Manhattan, a 17-13 K-State victory during a game that was delayed over an hour during the first quarter due to weather.
- K-State trailed for a majority of the game until quarterback Carson Coffman engineered a 13-play, 67-yard drive in the Wildcats' last possession, which was capped off by a 7-yard Coffman touchdown run.

NCAA TEAM RANKINGS



| RK | TOTAL | CATEGORY | TOTAL | RK |
|-----|-------|--------------------|-------|-----|
| 118 | 108.0 | Rushing Offense | 202.3 | 38 |
| 81 | 212.8 | Passing Offense | 247.0 | 53 |
| 115 | 320.8 | Total Offense | 449.3 | 36 |
| 90 | 24.3 | Scoring Offense | 39.7 | 28 |
| 108 | 175.8 | Rushing Defense | 129.3 | 57 |
| 37 | 177.0 | Passing Defense | 117.0 | 5 |
| 68 | 352.8 | Total Defense | 246.3 | 19 |
| 85 | 26.5 | Scoring Defense | 8.7 | 6 |
| 120 | .313 | 3rd Down Offense | .436 | 56 |
| 76 | .382 | 3rd Down Defense | .295 | 32 |
| 59 | .889 | Red Zone Offense | .923 | 44 |
| 67 | .833 | Red Zone Defense | .500 | 2 |
| 100 | 37.73 | Net Punting | 32.75 | 128 |
| 115 | 3.57 | Punt Returns | 12.00 | 38 |
| 10 | 33.90 | Kickoff Returns | 36.75 | 5 |
| 61 | 0.00 | Turnover Margin | 1.67 | 8 |
| 131 | 24:28 | Time of Possession | 29:49 | 73 |
| 13 | 32.25 | Penalty Yards | 58.33 | 80 |

FBS rankings out of 134



2023 RECAP

| | | | | | | |
|----------------------|----|----|----|----|---|----|
| nr/rv UCF | 10 | 7 | 7 | 7 | - | 31 |
| rv/rv K-STATE | 7 | 14 | 10 | 13 | - | 44 |

Sept. 23 | Bill Snyder Family Stadium | Manhattan, Kan. | 7:05 p.m. | Att: 51,912



TEAM STATISTICS

| | UCF | K-STATE |
|---------------------------------------|----------------|----------------|
| FIRST DOWNS | 19 | 32 |
| Rushing | 6 | 12 |
| Passing | 10 | 16 |
| Penalty | 3 | 4 |
| NET YARDS RUSHING | 143 | 281 |
| Rushing Attempts | 34 | 40 |
| Average Per Rush | 4.2 | 7.0 |
| Rushing Touchdowns | 1 | 6 |
| Yards Gained Rushing | 179 | 290 |
| Yards Lost Rushing | 36 | 9 |
| NET YARDS PASSING | 264 | 255 |
| Completions-Attempts-Int | 14-25-1 | 27-42-1 |
| Average Per Attempt | 10.6 | 6.1 |
| Average Per Completion | 18.9 | 9.4 |
| Passing Touchdowns | 3 | 0 |
| TOTAL OFFENSE YARDS | 407 | 536 |
| Total Offense Plays | 59 | 82 |
| Average Gain Per Play | 6.9 | 6.5 |
| Fumbles: Number-Lost | 1-1 | 0-0 |
| Penalties: Number-Yards | 10-80 | 5-63 |
| PUNTS-YARDS | 2-78 | 1-69 |
| Average Yards Per Punt | 39.0 | 69.0 |
| Net Yards Per Punt | 44.0 | 57.0 |
| Inside 20 | 1 | 0 |
| 50+ Yards | 0 | 1 |
| Touchbacks | 0 | 0 |
| Fair catch | 1 | 0 |
| KICKOFFS-YARDS | 6-345 | 8-506 |
| Average Yards Per Kickoff | 57.5 | 63.2 |
| Net Yards Per Kickoff | 42.5 | 34.9 |
| Touchbacks | 2 | 4 |
| Fair Catch Yards | 1 | 0 |
| Punt Returns: Number-Yards-TD | 1-12-0 | 1-0-0 |
| Average Per Return | 12.0 | 0.0 |
| Kickoff Returns: Number-Yds-TD | 3-95-0 | 4-50-0 |
| Average Per Return | 31.7 | 12.5 |
| Interceptions: Number-Yds-TD | 1-3-0 | 1-0-0 |
| Fumble Returns: Number-Yds-TD | 0-0-0 | 0-0-0 |
| Possession Time | 25:37 | 34:23 |
| 1st Quarter | 7:37 | 7:23 |
| 2nd Quarter | 4:17 | 10:43 |
| 3rd Quarter | 5:44 | 9:16 |
| 4th Quarter | 7:59 | 7:01 |
| Third-Down Conversions | 5 of 12 | 9 of 15 |
| Fourth-Down Conversions | 1 of 2 | 1 of 2 |
| Red-Zone Scores-Chances | 2-2 | 6-7 |
| Touchdowns | 1-2 | 5-7 |
| Field Goals | 1-2 | 1-7 |
| Sacks By: Number-Yards | 1-7 | 4-30 |
| PAT Kicks | 4-4 | 5-6 |
| Field Goals | 1-2 | 1-2 |

Game Notes

• K-State scored 44 points, the third-straight Big 12 game (not counting the Big 12 Championship) in which the Wildcats hit the 40-point mark... It is the longest streak by the Wildcats in Big 12 games since 2012 when they had 55 points against both West Virginia and Texas Tech and 44 points vs. Oklahoma State.

• K-State registered 536 yards of total offense, the second time this season the Wildcats eclipsed the 500-yard mark (588 yards vs. SEMO)... It is the first time K-State had two 500-yard games in the same season since 2019 — Chris Klieman's first year in Manhattan — vs. Nicholls (573 yards) and Bowling Green (521 yards), while it is the first time they had two 500-yard games in a season with at least one being a Big 12 game since 2014 (vs. Texas Tech and Kansas).

• DJ Giddens set career highs in rushing yards (207), carries (30) and touchdowns (4)... It is the first time a K-State running back had four rushing touchdowns since Alex Barnes had four vs. Oklahoma State in 2018... The four rushing scores are tied for the third most in a game in school history... His 207 yards were the most by a K-State running back since Barnes went for 250 at Baylor in 2018... His 30 rushing attempts were the most by a Wildcat since Barnes rushed 32 times against Texas Tech in 2017.

• In addition to his 207 rushing yards, DJ Giddens also recorded 86 receiving yards on eight catches, giving him 293 yards from scrimmage in the game... It was the third most yards from scrimmage in school history behind a pair of efforts by Darren Sproles... Sproles had 323 yards from scrimmage in the 2003 Big 12 Championship victory over Oklahoma and 298 yards against Louisiana in 2004.

GIDDENS' 4 TDS CARRIES K-STATE PAST UCF

MANHATTAN, Kan. — Kansas State welcomed UCF to the Big 12 Conference, and DJ Giddens said hello to one of the Wildcats' more memorable individual performances in recent years in a 44-31 win before a much-needed bye week.

Giddens had 30 carries for 207 yards and four touchdowns and added eight receptions for 86 yards for the Wildcats while scoring on runs of 1, 9, 18 and 3 yards. However, one of his biggest plays came when he didn't even reach paydirt. With the score tied 24-24 late in the third quarter, Giddens caught a third-down swing pass from Will Howard and gained 16 yards for a first down.

Howard coasted around the left side and into the end zone on the next play with 1 minute, 28 seconds left in the third quarter.

From there, the Wildcats steadily pulled away from the Knights, who played in their first conference game as a Big 12 member in front of a crowd of 51,912 at Bill Snyder Family Stadium. As the fourth quarter wore on, K-State head coach Chris Klieman became more animated on the sidelines, cheering on his players after key offensive and defensive plays.

The Wildcats' victory comes off the heels of a heartbreaking three-point loss at Missouri on a last-play 61-yard field goal last Saturday.

Howard completed 27-of-42 passes for 255 yards and tossed one interception, and he rushed for two scores after entering the week questionable to play. He proved capable and grew stronger toward the end — rushing for a 31-yard score for a 44-24 lead.

Timmy McClain completed 14-of-24 passes for 264 yards and three touchdowns and one interception. McClain's favorite target, Kobe Hudson, had five catches for 138 yards and two touchdowns. Johnny Richardson had six carries for 76 yards.

K-State out-gained UCF 536 to 407 in total offense. The Wildcats were balanced with 281 rushing yards and 255 passing yards while running off 82 total plays.

The Wildcats gave up scoring plays of 27, 69 and 46 yards but stiffened at critical times as the Knights were 5-of-12 on third down. The Knights had 10 penalties, including several delay-of-game penalties due to crowd noise.

UCF came out of halftime and struck immediately as Hudson reeled in a 46-yard pass from McClain for a 24-21 lead. Then K-State answered as Chris Tennant tied it at 24-24 with a 30-yard field goal.

Things stayed that way until the Wildcats made their charge and Howard connected with Giddens before he kept the ball and rolled into the end zone.

It wasn't until running back RJ Harvey scored a 1-yard run with 3 seconds left that the Knights added to their scoring total. By then, the K-State Marching Band had already played, "Happy Trails."

And there was rightfully much happiness in Manhattan.

Giddens finished with 293 scrimmage yards, third-most in school history and only behind Darren Sproles' total of 323 scrimmage yards against Oklahoma in the 2003 Big 12 Championship Game and his 298 yards against Louisiana in 2004.

SCORING SUMMARY

| Team | Qtr/Time | Scoring Play | Conversion | Plays-Yds-TOP | Score |
|------|-----------|--------------------------------|---------------------|---------------|-------|
| KS | 1st/11:34 | Giddens 1 yd run | Tennant kick | 8-75-3:26 | 0-7 |
| UCF | 1st/9:08 | Boomer 29 yd field goal | | 6-63-2:26 | 3-7 |
| UCF | 1st/1:47 | Harvey 27 yd pass from McClain | Boomer kick | 9-57-5:11 | 10-7 |
| KS | 2nd/12:19 | Giddens 9 yd run | Tennant kick | 12-84-4:23 | 10-14 |
| KS | 2nd/6:20 | Giddens 18 yd run | Tennant kick | 8-62-4:01 | 10-21 |
| UCF | 2nd/3:19 | Hudson 69 yd pass from McClain | Boomer kick | 2-76-0:41 | 17-21 |
| UCF | 3rd/13:40 | Hudson 46 yd pass from McClain | Boomer kick | 3-46-1:10 | 24-21 |
| KS | 3rd/9:33 | Tennant 30 yd field goal | | 9-63-4:07 | 24-24 |
| KS | 3rd/1:28 | Howard 2 yd run | Tennant kick | 11-85-5:09 | 24-31 |
| KS | 4th/4:01 | Giddens 3 yd run | Tennant kick missed | 13-65-6:05 | 24-37 |
| KS | 4th/2:01 | Howard 31 yd run | Tennant kick | 2-36-0:53 | 24-44 |
| UCF | 4th/0:03 | Harvey 1 yd run | Boomer kick | 11-75-1:58 | 31-44 |

STATISTICAL LEADERS

► UCF

| Rushing | Att | Yds | TD | Lg | Avg |
|------------|-----|-----|----|----|------|
| Richardson | 6 | 76 | 0 | 48 | 12.7 |
| Harvey | 13 | 44 | 1 | 7 | 3.4 |
| McClain | 12 | 15 | 0 | 12 | 1.2 |
| Townsend | 2 | 10 | 0 | 8 | 5.0 |

| Passing | C-A-I | Yds | TD | Lg | Sack |
|---------|---------|-----|----|----|------|
| McClain | 14-24-1 | 264 | 3 | 69 | 4 |
| Harvey | 0-1-0 | 0 | 0 | 0 | 0 |

| Receiving | Rec | Yds | TD | Lg |
|-------------|-----|-----|----|----|
| Hudson | 5 | 138 | 2 | 69 |
| Townsend | 4 | 36 | 0 | 20 |
| Harvey | 2 | 56 | 1 | 29 |
| Pittman Jr. | 2 | 24 | 0 | 12 |
| Baker | 1 | 10 | 0 | 10 |

► Kansas State

| Rushing | Att | Yds | TD | Lg | Avg |
|----------|-----|-----|----|----|-----|
| Giddens | 30 | 207 | 4 | 36 | 6.9 |
| Howard | 7 | 64 | 2 | 31 | 9.1 |
| Frias II | 2 | 8 | 0 | 8 | 4.0 |
| Brooks | 1 | 2 | 0 | 2 | 2.0 |

| Passing | C-A-I | Yds | TD | Lg | Sack |
|---------|---------|-----|----|----|------|
| Howard | 27-42-1 | 255 | 0 | 24 | 1 |

| Receiving | Rec | Yds | TD | Lg |
|-----------|-----|-----|----|----|
| Giddens | 8 | 86 | 0 | 24 |
| Brooks | 6 | 42 | 0 | 13 |
| Sinnott | 5 | 64 | 0 | 22 |
| Jackson | 3 | 17 | 0 | 12 |
| Johnson | 2 | 15 | 0 | 9 |
| Porter | 1 | 16 | 0 | 16 |
| Swanson | 1 | 10 | 0 | 10 |
| Frias II | 1 | 5 | 0 | 5 |



CAREER STATISTICS vs UCF

JERAND BRADLEY – RECEIVING

| Year | G/S | Rec | Yds | Avg. | TD | Long |
|--------------|------------|----------|----------|------------|----------|----------|
| 2023* | 1/0 | 1 | 8 | 8.0 | 0 | 8 |
| TOTAL | 1/0 | 1 | 8 | 8.0 | 0 | 8 |

CAREER-HIGHS – Catches: 1 (2023); Yards: 8 (2023); Long Catch: 8 (2023).
* at Texas Tech

COLBY McALISTER – DEFENSE

| Year | G/S | UA-AT-TT | TFL-Yds | Sack | INT | PD | F/R |
|--------------|------------|--------------|--------------|--------------|----------|----------|------------|
| 2023 | 1/0 | 1-0-1 | 0.0-0 | 0.0-0 | 0 | 0 | 0/0 |
| TOTAL | 1/0 | 1-0-1 | 0.0-0 | 0.0-0 | 0 | 0 | 0/0 |

CAREER HIGHS – Tackles: 1 (2023); Solos: 1 (2023).

TOBI OSUNSANMI – DEFENSE

| Year | G/S | UA-AT-TT | TFL-Yds | Sack | INT | PD | F/R |
|--------------|------------|--------------|--------------|--------------|----------|----------|------------|
| 2023 | 1/0 | 1-0-1 | 0.0-0 | 0.0-0 | 0 | 0 | 0/0 |
| TOTAL | 1/0 | 1-0-1 | 0.0-0 | 0.0-0 | 0 | 0 | 0/0 |

CAREER HIGHS – Tackles: 1 (2023); Solos: 1 (2023).

BEAU PALMER – DEFENSE

| Year | G/S | UA-AT-TT | TFL-Yds | Sack | INT | PD | F/R |
|--------------|------------|--------------|--------------|--------------|----------|----------|------------|
| 2023 | 1/0 | 1-0-1 | 0.0-0 | 0.0-0 | 0 | 0 | 0/0 |
| TOTAL | 1/0 | 1-0-1 | 0.0-0 | 0.0-0 | 0 | 0 | 0/0 |

CAREER HIGHS – Tackles: 1 (2024); Solos: 1 (2024).

VJ PAYNE – DEFENSE

| Year | G/S | UA-AT-TT | TFL-Yds | Sack | INT | PD | F/R |
|--------------|------------|--------------|--------------|--------------|----------|----------|------------|
| 2023 | 1/1 | 1-0-1 | 0.0-0 | 0.0-0 | 0 | 0 | 0/1 |
| TOTAL | 1/1 | 1-0-1 | 0.0-0 | 0.0-0 | 0 | 0 | 0/1 |

CAREER HIGHS – Tackles: 1 (2023); Solos: 1 (2023); FR: 1 (2023).

DES PURNELL – DEFENSE

| Year | G/S | UA-AT-TT | TFL-Yds | Sack | INT | PD | F/R |
|--------------|------------|--------------|--------------|--------------|----------|----------|------------|
| 2023 | 1/1 | 7-0-7 | 1.0-1 | 0.0-0 | 0 | 0 | 1/0 |
| TOTAL | 1/1 | 7-0-7 | 1.0-1 | 0.0-0 | 0 | 0 | 1/0 |

CAREER HIGHS – Tackles: 7 (2023); Solos: 7 (2023); TFL: 1.0 (2023); FF: 1 (2023).

AUSTIN ROMAINE – DEFENSE

| Year | G/S | UA-AT-TT | TFL-Yds | Sack | INT | PD | F/R |
|--------------|------------|--------------|--------------|--------------|----------|----------|------------|
| 2022 | 1/1 | 3-0-3 | 1.0-2 | 0.0-0 | 0 | 0 | 0/0 |
| TOTAL | 1/1 | 3-0-3 | 1.0-2 | 0.0-0 | 0 | 0 | 0/0 |

CAREER HIGHS – Tackles: 3 (2023); Solos: 3 (2023); TFL 1.0 (2023).

WILL SWANSON – RECEIVING

| Year | G/S | Rec | Yds | Avg. | TD | Long |
|--------------|------------|----------|-----------|-------------|----------|-----------|
| 2023 | 1/0 | 1 | 10 | 10.0 | 0 | 10 |
| TOTAL | 1/0 | 1 | 10 | 10.0 | 0 | 10 |

CAREER-HIGHS – Catches: 1 (2023); Yards: 10 (2023); Long Catch: 10 (2023).

USO SEUMALO – DEFENSE

| Year | G/S | UA-AT-TT | TFL-Yds | Sack | INT | PD | F/R |
|--------------|------------|--------------|--------------|--------------|----------|----------|------------|
| 2023 | 1/1 | 1-0-1 | 1.0-3 | 1.0-3 | 0 | 0 | 0/0 |
| TOTAL | 1/1 | 1-0-1 | 1.0-3 | 1.0-3 | 0 | 0 | 0/0 |

CAREER HIGHS – Tackles: 1 (2023); Solos: 1 (2023); TFL: 1.0 (2023); Sacks: 1.0 (2023).

CODY STUFFLEBEAN – DEFENSE

| Year | G/S | UA-AT-TT | TFL-Yds | Sack | INT | PD | F/R |
|--------------|------------|--------------|--------------|--------------|----------|----------|------------|
| 2023 | 1/0 | 1-0-1 | 0.0-0 | 0.0-0 | 0 | 0 | 0/0 |
| TOTAL | 1/0 | 1-0-1 | 0.0-0 | 0.0-0 | 0 | 0 | 0/0 |

CAREER HIGHS – Tackles: 1 (2023); Solos: 1 (2023).

BIG 12 STANDINGS

| | Overall | Big 12 |
|--------------------------|------------|------------|
| Iowa State..... | 4-0 | 1-0 |
| Texas Tech..... | 4-0 | 1-0 |
| Houston..... | 3-0 | 1-0 |
| Arizona State..... | 3-1 | 1-0 |
| Kansas..... | 3-1 | 1-0 |
| Arizona..... | 3-0 | 0-0 |
| BYU..... | 3-0 | 0-0 |
| UCF..... | 3-0 | 0-0 |
| TCU..... | 3-0 | 0-0 |
| Cincinnati..... | 2-1 | 0-0 |
| Oklahoma State..... | 1-2 | 0-0 |
| Utah..... | 3-1 | 0-1 |
| Baylor..... | 2-2 | 0-1 |
| Colorado..... | 2-2 | 0-0 |
| West Virginia..... | 2-2 | 0-1 |
| Kansas State..... | 1-3 | 0-1 |

THIS WEEK IN THE BIG 12 (All Times Central)

FRIDAY, SEPTEMBER 26

TCU at Arizona State, 8 p.m. (FOX)
Houston at Oregon State, 9:30 p.m. (ESPN)

SATURDAY, SEPTEMBER 27

UCF at K-State, 11 a.m. (FS1)
Cincinnati at Kansas, 11 a.m. (TNT)
Utah at West Virginia, 2:30 p.m. (FOX)
Baylor at Oklahoma State, 2:30 p.m. (ESPN2)
Arizona at Iowa State, 6 p.m. (ESPN)
BYU at Colorado, 9:15 p.m. (ESPN)

LAST WEEK IN THE BIG 12 (All Times Central)

FRIDAY, SEPTEMBER 19

Tulsa 19, Oklahoma State 12

SATURDAY, SEPTEMBER 20

TCU 35, SMU 24
Texas Tech 34, Utah 10
UCF 34, North Carolina 9
Kansas 41, West Virginia 10
Arizona State 27, Baylor 24
BYU 34, East Carolina 13
Colorado 37, Wyoming 20

NEXT WEEK IN THE BIG 12 (All Times Central)

FRIDAY, OCTOBER 3

West Virginia at BYU, 9:30 p.m. (ESPN)

SATURDAY, OCTOBER 4

K-State at Baylor, 11 a.m. (ESPN+)
Iowa State at Cincinnati, 11 a.m. (ESPN2)
Oklahoma State at Arizona, 2 p.m. (TNT)
Texas Tech at Houston, 6 p.m. (ESPN)
Colorado at TCU, 6:30 p.m. (FOX)
Kansas at UCF, 6:30 p.m. (ESPN2)



IOWA STATE

3-0, 1-0 Big 12

| Date | Opponent | Time (CT) (TV)/Result |
|----------|--------------------------------|-----------------------|
| Aug. 23 | vs. K-State* [Dublin, Ireland] | W, 24-21 |
| Aug. 30 | South Dakota | W, 55-7 |
| Sept. 6 | Iowa | W, 16-13 |
| Sept. 13 | at Arkansas State | W, 24-16 |
| Sept. 27 | Arizona* | 6 p.m. (ESPN) |
| Oct. 4 | at Cincinnati* | 11 a.m. (ESPN2) |
| Oct. 11 | at Colorado* | TBA |
| Oct. 25 | BYU* | TBA |
| Nov. 1 | Arizona State* | TBA |
| Nov. 8 | at TCU* | TBA |
| Nov. 22 | Kansas* | TBA |
| Nov. 29 | at Oklahoma State* | TBA |

* Big 12 Conference Game



NORTH DAKOTA

2-2, 0-0 MVFC

| Date | Opponent | Time (CT) (TV)/Result |
|----------|-----------------------|-----------------------|
| Aug. 30 | at K-State | L, 35-38 |
| Sept. 6 | Portland State | W, 50-20 |
| Sept. 13 | at Montana | L, 23-24 |
| Sept. 20 | Valparaiso | W, 58-7 |
| Oct. 4 | at Northern Iowa* | 4 p.m. (ESPN+) |
| Oct. 11 | Youngstown State* | 3 p.m. (ESPN+) |
| Oct. 18 | at Southern Illinois* | 2 p.m. (ESPN+) |
| Oct. 25 | Indiana State* | 3 p.m. (ESPN+) |
| Nov. 1 | at South Dakota* | 1 p.m. (ESPN+) |
| Nov. 8 | North Dakota State* | 1 p.m. (ESPN+) |
| Nov. 15 | at Murray State* | 11 a.m. (ESPN+) |
| Nov. 22 | South Dakota State* | 1 p.m. (ESPN+) |

* Missouri Valley Football Conference Game



ARMY

1-2, 0-1 AMERICAN

| Date | Opponent | Time (CT) (TV)/Result |
|---------------|---------------------------|-----------------------|
| (F) Aug. 29 | Tarleton State | L, 30-27 (2 OT) |
| Sept. 6 | at K-State | W, 24-21 |
| Sept. 20 | North Texas* | L, 38-45 (2 OT) |
| (TH) Sept. 25 | at East Carolina* | 6:30 p.m. (ESPN) |
| Oct. 4 | UAB* | TBA |
| Oct. 11 | Charlotte* | 11 a.m. (CBSSN) |
| Oct. 18 | at Tulane* | TBA |
| Nov. 1 | at Air Force | 11 a.m. (CBS) |
| Nov. 8 | Temple* | 11 a.m. (CBSSN) |
| Nov. 22 | Tulsa* | 11 a.m. (CBSSN) |
| Nov. 28 or 29 | at UTSA* | TBA |
| Dec. 13 | vs. Navy [Baltimore, Md.] | 2 p.m. (CBS) |

* American Conference Game



ARIZONA

3-0, 0-0 Big 12

| Date | Opponent | Time (CT) (TV)/Result |
|--------------|-------------------|-----------------------|
| Aug. 30 | Hawai'i | W, 40-6 |
| Sept. 6 | Weber State | W, 48-3 |
| (F) Sept. 12 | K-State | W, 23-17 |
| Sept. 27 | at Iowa State* | 6 p.m. (ESPN) |
| Oct. 4 | Oklahoma State* | 2 p.m. (TNT) |
| Oct. 11 | BYU* | TBA |
| Oct. 18 | at Houston* | TBA |
| Nov. 1 | at Colorado* | TBA |
| Nov. 8 | Kansas* | TBA |
| Nov. 15 | at Cincinnati* | TBA |
| Nov. 22 | Baylor* | TBA |
| (F) Nov. 28 | at Arizona State* | TBA |

* Big 12 Conference Game



UCF

3-0, 0-0 Big 12

| Date | Opponent | Time (CT) (TV)/Result |
|--------------|--------------------|-----------------------|
| (TH) Aug. 28 | Jacksonville State | W, 17-10 |
| Sept. 6 | North Carolina A&T | W, 68-7 |
| Sept. 20 | North Carolina | W, 34-9 |
| Sept. 27 | at K-State* | 11 a.m. (FS1) |
| Oct. 4 | Kansas* | 6:30 p.m. (ESPN2) |
| Oct. 11 | at Cincinnati* | TBA |
| Oct. 18 | West Virginia* | TBA |
| Nov. 1 | at Baylor* | TBA |
| (F) Nov. 7 | Houston* | TBA (FS1) |
| Nov. 15 | at Texas Tech* | TBA |
| Nov. 22 | Oklahoma State* | TBA |
| Nov. 29 | at BYU* | TBA |

* Big 12 Conference Game



BAYLOR

2-2, 0-1 Big 12

| Date | Opponent | Time (CT) (TV)/Result |
|-------------|--------------------|-----------------------|
| (F) Aug. 29 | Auburn | L, 24-38 |
| Sept. 6 | at SMU | W, 48-45 (OT) |
| Sept. 13 | Samford | W, 42-7 |
| Sept. 20 | Arizona State* | L, 24-27 |
| Sept. 27 | at Oklahoma State* | 2:30 p.m. (ESPN2) |
| Oct. 4 | K-State* | 11 a.m. (ESPN+) |
| Oct. 18 | at TCU* | TBA |
| Oct. 25 | at Cincinnati* | TBA |
| Nov. 1 | UCF* | TBA |
| Nov. 15 | Utah* | TBA |
| Nov. 22 | at Arizona* | TBA |
| Nov. 29 | Houston* | TBA |

* Big 12 Conference Game



TCU

3-0, 0-0 Big 12

| Date | Opponent | Time (CT) (TV)/Result |
|--------------|-------------------|-----------------------|
| (M) Sept. 1 | at North Carolina | W, 38-7 |
| Sept. 13 | Abilene Christian | W, 42-21 |
| Sept. 20 | SMU | W, 35-24 |
| (F) Sept. 26 | at Arizona State* | 8 p.m. (FOX) |
| Oct. 4 | Colorado* | 6:30 p.m. (FOX) |
| Oct. 11 | at K-State* | TBA |
| Oct. 18 | Baylor* | TBA |
| Oct. 25 | at West Virginia* | TBA |
| Nov. 8 | Iowa State* | TBA |
| Nov. 15 | at BYU* | TBA |
| Nov. 22 | at Houston* | TBA |
| Nov. 29 | Cincinnati* | TBA |

* Big 12 Conference Game



KANSAS

3-1, 1-0 Big 12

| Date | Opponent | Time (CT) (TV)/Result |
|-------------|-----------------|-----------------------|
| Aug. 23 | Fresno State | W, 31-7 |
| (F) Aug. 29 | Wagner | W, 46-7 |
| Sept. 6 | at Missouri | L, 32-41 |
| Sept. 20 | West Virginia* | W, 41-10 |
| Sept. 27 | Cincinnati* | 11 a.m. (TNT) |
| Oct. 4 | at UCF* | 6:30 p.m. (ESPN2) |
| Oct. 11 | at Texas Tech* | TBA |
| Oct. 25 | K-State* | TBA |
| Nov. 1 | Oklahoma State* | TBA |
| Nov. 8 | at Arizona* | TBA |
| Nov. 22 | at Iowa State* | TBA |
| (F) Nov. 28 | Utah* | 11 a.m. (ABC or ESPN) |

* Big 12 Conference Game



TEXAS TECH

4-0, 1-0 Big 12

| Date | Opponent | Time (CT) (TV)/Result |
|----------|---------------------|-----------------------|
| Aug. 30 | Arkansas-Pine Bluff | W, 67-7 |
| Sept. 6 | Kent State | W, 62-14 |
| Sept. 13 | Oregon State | W, 45-14 |
| Sept. 20 | at Utah* | W, 34-10 |
| Oct. 4 | at Houston* | 6 p.m. (ESPN) |
| Oct. 11 | Kansas* | TBA |
| Oct. 18 | at Arizona State* | TBA |
| Oct. 25 | Oklahoma State* | TBA |
| Nov. 1 | at K-State* | TBA |
| Nov. 8 | BYU* | TBA |
| Nov. 15 | UCF* | TBA |
| Nov. 29 | at West Virginia* | TBA |

* Big 12 Conference Game



OKLAHOMA STATE

1-2, 0-0 Big 12

| Date | Opponent | Time (CT) (TV)/Result |
|--------------|----------------|-----------------------|
| (TH) Aug. 28 | UT Martin | W, 27-7 |
| Sept. 6 | at Oregon | L, 3-69 |
| (F) Sept. 19 | Tulsa | L, 12-19 |
| Sept. 27 | Baylor* | 2:30 p.m. (ESPN2) |
| Oct. 4 | at Arizona* | 2 p.m. (TNT) |
| Oct. 11 | Houston* | TBA |
| Oct. 18 | Cincinnati* | TBA |
| Oct. 25 | at Texas Tech* | TBA |
| Nov. 1 | at Kansas* | TBA |
| Nov. 15 | K-State* | TBA |
| Nov. 22 | at UCF* | TBA |
| Nov. 29 | Iowa State* | TBA |

* Big 12 Conference Game



UTAH

3-1, 0-1 Big 12

| Date | Opponent | Time (CT) (TV)/Result |
|-------------|-------------------|-----------------------|
| Aug. 30 | at UCLA | W, 43-10 |
| Sept. 6 | Cal Poly | W, 63-9 |
| Sept. 13 | at Wyoming | W, 31-6 |
| Sept. 20 | Texas Tech* | L, 10-34 |
| Sept. 27 | at West Virginia* | 2:30 p.m. (FOX) |
| Oct. 11 | Arizona State* | TBA |
| Oct. 18 | at BYU* | TBA |
| Oct. 25 | Colorado* | TBA |
| Nov. 1 | Cincinnati* | TBA |
| Nov. 15 | at Baylor* | TBA |
| Nov. 22 | K-State* | TBA |
| (F) Nov. 28 | at Utah* | 11 a.m. (ABC or ESPN) |

* Big 12 Conference Game



COLORADO

2-2, 0-0 Big 12

| Date | Opponent | Time (CT) (TV)/Result |
|--------------|-------------------|-----------------------|
| (F) Aug. 29 | Georgia Tech | L, 20-27 |
| Sept. 6 | Delaware | W, 31-7 |
| (F) Sept. 12 | at Houston* | L, 20-36 |
| Sept. 20 | Wyoming | W, 37-20 |
| Sept. 27 | BYU* | 9:15 p.m. (ESPN) |
| Oct. 4 | at TCU* | 6:30 p.m. (FOX) |
| Oct. 11 | Iowa State* | TBA |
| Nov. 25 | at Utah* | TBA |
| Nov. 1 | Arizona* | TBA |
| Nov. 8 | at West Virginia* | TBA |
| Nov. 22 | Arizona State* | TBA |
| Nov. 29 | at K-State* | TBA |

* Big 12 Conference Game



CHRIS KLIEMAN

Head Coach • Seventh Year at K-State
32nd Year in Coaching • 13th Year as a Head Coach
Northern Iowa '90, '92

• A culture of selflessness, discipline, toughness and commitment is the cornerstone of a Chris Klieman-led K-State program, and that is what has led the Wildcats to sustained success and the distinction of being the winningest active program in the Big 12 Conference. In six seasons, Klieman has led the Wildcats to a 49-31 record as he has the second most wins in school history.

• Under Klieman's leadership, K-State has won eight or more games in five of the six seasons, the lone exception being the COVID-19 campaign of 2020. No other coach in school history has more wins or eight-plus win seasons in their first six years. Klieman has led the Cats to five victories over teams ranked in the top 10 of the AP Top 25 – the most of any active Big 12 program since 2019 – while they have eight wins over top-20 teams since 2019 – which is tied for the second most among current Big 12 teams. Additionally, the Wildcats' overall record the last two years (18-8), three years (28-12) and four years (36-17) all lead the Big 12.

• Sustained success is demonstrated by K-State being one of only five Power 4 teams to win at least nine games each of the last three seasons with at least one conference championship in that timeframe, joining Alabama, Clemson, Georgia and Oregon. The Wildcats' three-straight seasons of at least nine wins are the most since an eight-year streak from 1993 through 2000.

• The latest of the stretch of nine-win campaigns came in 2024 as the Wildcats earned a pair of early-season victories over teams ranked No. 20. Those two top-20 wins propelled K-State to a 7-1 start, its best record over the first eight games of a season since 2014. Although the Wildcats finished the regular season with one win in their final four games, they ended on a high note with a thrilling 44-41 victory over Rutgers in the Rate Bowl. That game saw K-State trail by as many as 17 points in the middle of the third quarter and by 13 points early in the fourth before it put together the largest bowl comeback win in school history.

• The Rate Bowl victory capped a school-record tying four comeback victories by Klieman's squad when trailing in the fourth quarter, matching the mark by the 2011 Wildcats. In addition to the bowl win, K-State also overcame a seven-point deficit in week two at Tulane for a 34-27 win; a four-point deficit by scoring on a 50-yard touchdown pass with 2:14 left at Colorado for a 31-28 win; and a one-point deficit with a 51-yard field goal with 1:42 left for a 29-27 win over Kansas, the latter being the Wildcats' 16-straight Dillons Sunflower Showdown victory.

• It only took year four of the Klieman era for a milestone to be reached at K-State as the Wildcats captured the 2022 Big 12 Championship – the fourth league title in school history and first since 2012 – and the Wildcats finished the season with a 10-4 record, the 11th double-digit victory campaign in school history. K-State finished No. 9 in the final College Football Playoff Top 25, the Wildcats' second-highest ranking ever in the CFP era and the highest for the final poll. K-State also ranked No. 14 in the final Associated Press Top 25 and Coaches' Poll, the highest final ranking since 2012.

• The Wildcats' championship campaign was spearheaded by a school-record three victories over teams that were ranked in the top 10 of the AP Top 25, culminating with a 31-28 overtime victory over No. 3 TCU in the Big 12 Championship. In fact, since Klieman took over the reins of the K-State program in 2019, the Wildcats have five wins over teams ranked in the top 10 of the AP Top 25 poll, the most victories by any Big 12 program over that span.

• Under Klieman, 10 Wildcats have been selected in the NFL Draft, including four in 2023 and three in 2024. In fact, Anudike-Uzomah was selected in the first round (No. 31) and Julius Brents was picked in the second round (No. 44) of the 2023 NFL Draft, marking the first time in school history two Wildcats were taken within the first 44 picks of an NFL Draft.

• Prior to arriving at K-State, Klieman capped his five-year stint as head coach at North Dakota State by winning his fourth national championship in 2018. He tied Jim Tressel (Youngstown State) for the most FCS National Championships as a head coach, while he was a part of seven national championships at NDSU, which was the most in FCS history at the time of his departure. Klieman guided the 2018 Bison to a perfect 15-0 record, just the fifth team in FCS history to go undefeated and untied on the way to a national championship.

• Klieman was a three-time All-Gateway Conference defensive back at Northern Iowa and four-year letterwinner from 1986 to 1990. He graduated from UNI in 1990 with a bachelor's degree in health education and a master's degree in physical education in 1992.

• Klieman and his wife, Rhonda, are parents of two sons, Devin and Colby, and one daughter, Haley.

For a complete bio, visit www.k-statesports.com/coachklieman

KLIEMAN'S YEAR-BY-YEAR RECORD

| Year | School | Overall | Home | Away | Neutral | Conf. | Finish | Postseason |
|------|--------------------|---------|------|------|---------|-------|--------|--------------------------|
| 2005 | Loras College | 3-7 | 2-3 | 1-4 | 0-0 | 2-6 | 7th | None |
| 2014 | North Dakota State | 15-1 | 9-0 | 5-1 | 1-0 | 7-1 | t1st | FCS Champions |
| 2015 | North Dakota State | 13-2 | 8-1 | 4-1 | 1-0 | 7-1 | t1st | FCS Champions |
| 2016 | North Dakota State | 12-2 | 7-2 | 5-0 | 0-0 | 7-1 | t1st | FCS Semifinals |
| 2017 | North Dakota State | 14-1 | 9-0 | 4-1 | 1-0 | 7-1 | 1st | FCS Champions |
| 2018 | North Dakota State | 15-0 | 10-0 | 4-0 | 1-0 | 8-0 | 1st | FCS Champions |
| 2019 | Kansas State | 8-5 | 5-2 | 3-2 | 0-1 | 5-4 | t3rd | Liberty Bowl |
| 2020 | Kansas State | 4-6 | 2-3 | 2-3 | 0-0 | 4-5 | 7th | None |
| 2021 | Kansas State | 8-5 | 4-3 | 2-2 | 2-0 | 4-5 | t5th | Texas Bowl Champions |
| 2022 | Kansas State | 10-4 | 5-2 | 4-1 | 1-1 | 7-2 | 1st | Sugar Bowl |
| 2023 | Kansas State | 9-4 | 6-1 | 2-3 | 1-0 | 6-3 | t4th | Pop-Tarts Bowl Champions |
| 2024 | Kansas State | 9-4 | 5-1 | 3-3 | 1-0 | 5-4 | t8th | Rate Bowl Champions |
| 2025 | Kansas State | 1-3 | 1-1 | 0-1 | 0-1 | 0-1 | | |

THE KLIEMAN FILE

| | |
|-----------|---------------------|
| Hometown: | Waterloo, Iowa |
| Spouse: | Rhonda |
| Children: | Devin, Haley, Colby |

EDUCATION

| |
|---|
| Bachelor's Degree in Health Education (Northern Iowa, 1990) |
| Master's Degree in Physical Education (Northern Iowa, 1992) |

PLAYING EXPERIENCE

Northern Iowa, Defensive Back (1986-90)

COACHING EXPERIENCE

| Year(s) | Position | School |
|---------|-----------------------------|--------------------|
| 1991-92 | Graduate Assistant | Northern Iowa |
| 1993 | Defensive Backs | Northern Iowa |
| 1994-96 | Defensive Backs | Western Illinois |
| 1997 | Graduate Assistant | Kansas |
| 1999 | Defensive Backs | Missouri State |
| 2002-04 | Defensive Coordinator | Loras College |
| 2005 | Head Coach | Loras College |
| 2006-07 | Defensive Backs | Northern Iowa |
| 2008 | Co-Defensive Coordinator/DB | Northern Iowa |
| 2009-10 | Defensive Coordinator/DB | Northern Iowa |
| 2011 | Defensive Backs | North Dakota State |
| 2012-13 | Defensive Coordinator/DB | North Dakota State |
| 2014-18 | Head Coach | North Dakota State |
| 2019-25 | Head Coach | Kansas State |

RECORD vs. D1 OPPONENTS

| Opponent | W | L | PCT |
|--------------------------|---------------|---|-------|
| Alabama | 0 | 1 | .000 |
| Arizona | 1 | 1 | .500 |
| Arizona State | 0 | 1 | .000 |
| Arkansas State | 0 | 1 | .000 |
| Army | 0 | 1 | .000 |
| Baylor | 2 | 3 | .400 |
| Bowling Green | 1 | 0 | 1.000 |
| BYU | 0 | 1 | .000 |
| Cal Poly | 1 | 0 | 1.000 |
| Charleston Southern | 1 | 0 | 1.000 |
| Cincinnati | 1 | 0 | 1.000 |
| Coastal Carolina | 1 | 0 | 1.000 |
| Colgate | 1 | 0 | 1.000 |
| Colorado | 1 | 0 | 1.000 |
| Delaware | 1 | 0 | 1.000 |
| Eastern Washington | 3 | 0 | 1.000 |
| Houston | 1 | 1 | .500 |
| Illinois State | 4 | 0 | 1.000 |
| Incarname Word | 1 | 0 | 1.000 |
| Indiana State | 4 | 0 | 1.000 |
| Iowa | 1 | 0 | 1.000 |
| Iowa State | 2 | 5 | .286 |
| Jacksonville State | 1 | 0 | 1.000 |
| James Madison | 1 | 1 | .500 |
| Kansas | 6 | 0 | 1.000 |
| LSU | 1 | 0 | 1.000 |
| Mississippi State | 1 | 0 | 1.000 |
| Mississippi Valley State | 1 | 0 | 1.000 |
| Missouri | 1 | 1 | .500 |
| Missouri State | 5 | 0 | 1.000 |
| Montana | 2 | 0 | 1.000 |
| Montana State | 1 | 1 | .500 |
| Navy | 0 | 1 | .000 |
| Nevada | 1 | 0 | 1.000 |
| Nicholls | 1 | 0 | 1.000 |
| North Alabama | 1 | 0 | 1.000 |
| NC State | 1 | 0 | 1.000 |
| North Dakota | 2 | 0 | 1.000 |
| Northern Iowa | 5 | 1 | .833 |
| Oklahoma | 3 | 1 | .750 |
| Oklahoma State | 2 | 4 | .333 |
| Richmond | 1 | 0 | 1.000 |
| Robert Morris | 1 | 0 | 1.000 |
| Rutgers | 1 | 0 | 1.000 |
| Sam Houston State | 2 | 0 | 1.000 |
| San Diego | 2 | 0 | 1.000 |
| South Dakota | 5 | 1 | .833 |
| South Dakota State | 6 | 2 | .750 |
| Southeast Missouri | 1 | 0 | 1.000 |
| Southern Illinois | 4 | 0 | 1.000 |
| Stanford | 1 | 0 | 1.000 |
| TCU | 5 | 1 | .833 |
| Texas | 0 | 5 | .000 |
| Texas Tech | 5 | 0 | 1.000 |
| Troy | 1 | 0 | 1.000 |
| Tulane | 1 | 1 | .500 |
| UCF | 1 | 0 | 1.000 |
| Utah | FIRST MEETING | | |
| UT Martin | 1 | 0 | 1.000 |
| Weber State | 2 | 0 | 1.000 |
| West Virginia | 3 | 2 | .600 |
| Western Illinois | 5 | 0 | 1.000 |
| Wofford | 1 | 0 | 1.000 |
| Youngstown State | 5 | 0 | 1.000 |



LORAS COLLEGE

2005 (3-7/2-6 IIA)

| Date | Opponent | Score | W / L |
|-------|--------------------|-------|-------|
| 9/3 | Concordia (Ill.) | 48-3 | W |
| 9/10 | at St. Ambrose | 28-29 | L |
| 9/17 | at Buena Vista | 0-14 | L |
| 9/24 | Central College | 0-21 | L |
| 10/1 | at Cornell College | 27-14 | W |
| 10/15 | Simpson College | 15-7 | W |
| 10/2 | Wartburg College | 10-14 | L |
| 10/29 | at Luther College | 19-22 | L |
| 11/5 | Coe College | 14-24 | L |
| 11/12 | at Dubuque | 18-20 | L |

NORTH DAKOTA STATE

2014 (15-1/7-1 MFVC)

| Date | Opponent | Score | W / L |
|-------|---------------------|-------|-------|
| 8/30 | at Iowa State | 34-14 | W |
| 9/6 | at Weber State | 24-7 | W |
| 9/13 | Incarnate World | 58-0 | W |
| 9/20 | Montana | 22-10 | W |
| 10/4 | at Western Illinois | 17-10 | W |
| 10/11 | Southern Illinois | 38-10 | W |
| 10/18 | Indiana State | 34-17 | W |
| 10/25 | at South Dakota | 47-7 | W |
| 11/1 | South Dakota St. | 37-17 | W |
| 11/8 | at Northern Iowa | 3-23 | L |
| 11/15 | at Missouri State | 45-10 | W |
| 11/22 | Youngstown St. | 38-14 | W |
| 12/6 | South Dakota St.* | 27-24 | W |
| 12/13 | Coastal Carolina* | 39-32 | W |
| 12/19 | Sam Houston St.* | 35-3 | W |

NCAA Division I Championship

| | | | |
|------|----------------|-------|---|
| 1/10 | Illinois State | 29-27 | W |
|------|----------------|-------|---|

2015 (13-2/7-1 MFVC)

| Date | Opponent | Score | W / L |
|-------|----------------------|-------|-------|
| 8/29 | at Montana State | 35-38 | L |
| 9/12 | Weber State | 41-14 | W |
| 9/19 | North Dakota | 34-9 | W |
| 10/3 | at South Dakota St. | 28-7 | W |
| 10/10 | Northern Iowa | 31-28 | W |
| 10/17 | South Dakota | 21-24 | L |
| 10/24 | at Indiana State | 28-14 | W |
| 10/31 | at Southern Illinois | 35-29 | W |
| 11/7 | Western Illinois | 59-7 | W |
| 11/14 | at Youngstown St. | 27-24 | W |

| | | | |
|-------|----------------|-------|---|
| 11/21 | Missouri State | 55-0 | W |
| 12/5 | Montana* | 37-6 | W |
| 12/12 | Northern Iowa* | 23-13 | W |
| 12/18 | Richmond* | 33-7 | W |

NCAA Division I Championship

| | | | |
|-----|--------------------|-------|---|
| 1/9 | Jacksonville State | 37-10 | W |
|-----|--------------------|-------|---|

2016 (12-2/7-1 MFVC)

| Date | Opponent | Score | W / L |
|-------|---------------------|------------|-------|
| 8/27 | Charleston Southern | 24-17 (OT) | W |
| 9/10 | E. Washington | 50-44 (OT) | W |
| 9/17 | at Iowa | 23-21 | W |
| 10/1 | Illinois State | 31-10 | W |
| 10/8 | at Missouri State | 27-3 | W |
| 10/15 | South Dakota St. | 17-19 | L |
| 10/22 | at Western Illinois | 21-13 | W |
| 10/29 | at Northern Iowa | 24-20 | W |
| 11/5 | Youngstown State | 24-3 | W |
| 11/12 | Indiana State | 41-17 | W |
| 11/19 | at South Dakota | 28-21 | W |
| 12/3 | San Diego* | 45-7 | W |
| 12/10 | South Dakota St.* | 36-10 | W |
| 12/18 | James Madison* | 17-27 | L |

2017 (14-1/7-1 MFVC)

| Date | Opponent | Score | W / L |
|-------|---------------------|------------|-------|
| 9/2 | Miss. Valley St. | 72-7 | W |
| 9/9 | at E. Washington | 40-13 | W |
| 9/23 | Robert Morris | 56-0 | W |
| 9/30 | Missouri State | 38-11 | W |
| 10/7 | at Indiana State | 52-0 | W |
| 10/14 | at Youngstown St. | 27-24 (OT) | W |
| 10/21 | Western Illinois | 24-12 | W |
| 10/28 | Northern Iowa | 30-14 | W |
| 11/4 | at South Dakota St. | 21-33 | L |
| 11/11 | South Dakota | 49-14 | W |
| 11/18 | at Illinois State | 20-7 | W |
| 12/2 | San Diego* | 38-3 | W |
| 12/9 | Wofford* | 42-10 | W |
| 12/15 | Sam Houston St.* | 55-13 | W |

NCAA Division I Championship

| | | | |
|-----|---------------|-------|---|
| 1/6 | James Madison | 17-13 | W |
|-----|---------------|-------|---|

2018 (15-0/8-0 MVFC)

| Date | Opponent | Score | W / L |
|-------|---------------------|-------|-------|
| 9/1 | Cal Poly | 49-3 | W |
| 9/15 | North Alabama | 38-7 | W |
| 9/22 | Delaware | 38-10 | W |
| 9/29 | South Dakota St. | 21-17 | W |
| 10/6 | at Northern Iowa | 56-31 | W |
| 10/13 | at Western Illinois | 34-7 | W |
| 10/20 | Illinois State | 28-14 | W |
| 10/27 | at South Dakota | 59-14 | W |
| 11/3 | Youngstown State | 17-7 | W |
| 11/10 | at Missouri State | 48-7 | W |
| 11/17 | Southern Illinois | 65-17 | W |
| 12/1 | Montana State* | 52-10 | W |
| 12/8 | Colgate* | 35-0 | W |
| 12/14 | South Dakota St.* | 44-21 | W |

NCAA Division I Championship

| | | | |
|------|---------------|-------|---|
| 11/5 | E. Washington | 38-24 | W |
|------|---------------|-------|---|

* FCS Playoffs

KANSAS STATE

2019 (8-5/4-5 Big 12)

| Date | Opponent | Score | W / L |
|-------|--------------------|-------|-------|
| 8/31 | Nicholls | 49-14 | W |
| 9/7 | Bowling Green | 52-0 | W |
| 9/14 | at Mississippi St. | 31-24 | W |
| 9/28 | at Oklahoma State | 13-26 | L |
| 10/5 | Baylor | 12-31 | L |
| 10/19 | TCU | 24-17 | W |
| 10/26 | No. 5 Oklahoma | 48-41 | W |
| 11/2 | at Kansas | 38-10 | W |
| 11/9 | at Texas | 24-27 | L |
| 11/16 | West Virginia | 20-24 | L |
| 11/23 | at Texas Tech | 30-27 | W |
| 11/30 | No. 23 Iowa State | 27-17 | W |

AutoZone Liberty Bowl (Memphis, Tenn.)

| | | | |
|-------|-------------|-------|---|
| 12/31 | No. 23 Navy | 17-20 | L |
|-------|-------------|-------|---|

2020 (4-6/4-5 Big 12)

| Date | Opponent | Score | W / L |
|-------|-------------------|-------|-------|
| 9/12 | Arkansas State | 31-35 | L |
| 9/26 | at No. 3 Oklahoma | 38-35 | W |
| 10/3 | Texas Tech | 31-21 | W |
| 10/10 | at TCU | 21-14 | W |
| 10/24 | Kansas | 55-14 | W |
| 10/31 | at West Virginia | 10-37 | L |

| | | | |
|-------|---------------------|-------|---|
| 11/7 | No. 14 Oklahoma St. | 18-20 | L |
| 11/21 | at No. 17 Iowa St. | 45-0 | L |
| 11/28 | at Baylor | 31-32 | L |
| 12/5 | Texas | 31-69 | L |

2021 (8-5/4-5 Big 12)

| Date | Opponent | Score | W / L |
|-------|------------------------------|-------|-------|
| 9/4 | vs. Stanford (Jaxington, TX) | 24-7 | W |
| 9/11 | Southern Illinois | 31-23 | W |
| 9/18 | Nevada | 38-17 | W |
| 9/25 | at Oklahoma State | 20-31 | L |
| 10/2 | No. 6 Oklahoma | 31-37 | L |
| 10/16 | Iowa State | 20-33 | L |
| 10/23 | at Texas Tech | 25-24 | W |
| 11/30 | TCU | 31-12 | W |
| 11/6 | at Kansas | 35-10 | W |
| 11/13 | West Virginia | 34-17 | W |
| 11/20 | No. 11 Baylor | 10-20 | L |
| 11/26 | at Texas | 17-22 | L |

TaxAct Texas Bowl (Houston, Texas)

| | | | |
|-----|-----|-------|---|
| 1/4 | LSU | 42-20 | W |
|-----|-----|-------|---|

2022 (10-4/7-2 Big 12)

| Date | Opponent | Score | W / L |
|-------|--------------------|-------|-------|
| 9/3 | South Dakota | 34-0 | W |
| 9/10 | Missouri | 40-12 | W |
| 9/17 | Tulane | 10-17 | L |
| 9/24 | at No. 6 Oklahoma | 41-34 | W |
| 10/1 | Texas Tech | 37-28 | W |
| 10/8 | at Iowa State | 10-9 | W |
| 10/22 | at No. 8 TCU | 28-38 | L |
| 10/29 | No. 9 Oklahoma St. | 48-0 | W |
| 11/5 | Texas | 27-34 | L |
| 11/12 | at Baylor | 31-3 | W |
| 11/19 | at West Virginia | 48-31 | W |
| 11/26 | Kansas | 47-27 | W |

Big 12 Championship (Arlington, Texas)

| | | | |
|------|-----------|------------|---|
| 12/3 | No. 3 TCU | 31-28 (OT) | W |
|------|-----------|------------|---|

Allstate Sugar Bowl (New Orleans, La.)

| | | | |
|-------|---------------|-------|---|
| 12/31 | No. 5 Alabama | 20-45 | L |
|-------|---------------|-------|---|

2023 (9-4/6-3 Big 12)

| Date | Opponent | Score | W / L |
|------|-------------|-------|-------|
| 9/2 | SEMO | 45-0 | W |
| 9/9 | Troy | 42-13 | W |
| 9/16 | at Missouri | 27-30 | L |

| | | | |
|-------|-------------------|------------|---|
| 9/23 | UCF | 44-31 | W |
| 10/6 | at Oklahoma State | 21-29 | L |
| 10/14 | at Texas Tech | 38-21 | W |
| 10/21 | TCU | 41-3 | W |
| 10/28 | Houston | 41-0 | W |
| 11/4 | at No. 7 Texas | 30-33 (OT) | L |
| 11/11 | Baylor | 59-25 | W |
| 11/18 | at No. 25 Kansas | 31-27 | W |
| 11/25 | Iowa State | 35-42 | L |

Pop-Tarts Bowl (Orlando, Fla.)

| | | | |
|-------|-----------------|-------|---|
| 12/28 | No. 19 NC State | 28-19 | W |
|-------|-----------------|-------|---|

2024 (8-3/5-3 Big 12)

| Date | Opponent | Score | W / L |
|-------|---------------------|-------|-------|
| 8/31 | UT Martin | 41-6 | W |
| 9/7 | at Tulane | 34-27 | W |
| 9/13 | No. 20 Arizona | 31-7 | W |
| 9/21 | at BYU | 9-38 | L |
| 9/28 | No. 20 Oklahoma St. | 42-20 | W |
| 10/12 | at Colorado | 31-28 | W |
| 10/19 | at West Virginia | 45-18 | W |
| 10/26 | Kansas | 29-27 | W |
| 11/2 | at Houston | 19-24 | L |
| 11/16 | Arizona State | 14-24 | L |
| 11/23 | Cincinnati | 41-15 | W |
| 11/30 | at No. 17 Iowa St. | 21-29 | L |

Rate Bowl (Phoenix, Ariz.)

| | | | |
|-------|---------|-------|---|
| 12/26 | Rutgers | 44-41 | W |
|-------|---------|-------|---|

2025 (1-3/0-1 Big 12)

| Date | Opponent | Score | W / L |
|-------|-----------------------|-------|-------|
| 8/23 | vs. Iowa St. (Dublin) | 21-24 | L |
| 8/30 | North Dakota | 38-25 | W |
| 9/6 | Army | 21-24 | L |
| 9/12 | at Arizona | 17-23 | L |
| 9/27 | UCF | | |
| 10/4 | at Baylor | | |
| 10/11 | TCU | | |
| 10/25 | at Kansas | | |
| 11/1 | Texas Tech | | |
| 11/15 | at Oklahoma State | | |
| 11/22 | at Utah | | |
| 11/29 | Colorado | | |

KLIEMAN'S RECORD BREAKDOWN

| | Loras | North Dakota State | | | | | Kansas State | | | | | | | | Total | |
|----------------------------|-------|--------------------|------|------|------|------|--------------|------|------|------|------|------|------|---------|--------|--|
| Category | 2005 | 2014 | 2015 | 2016 | 2017 | 2018 | 2019 | 2020 | 2021 | 2022 | 2023 | 2024 | 2025 | K-State | Career | |
| Overall | 3-7 | 15-1 | 13-2 | 12-2 | 14-1 | 15-0 | 8-5 | 4-6 | 8-5 | 10-4 | 9-4 | 9-4 | 1-3 | 49-31 | 121-44 | |
| Home | 2-3 | 9-0 | 8-1 | 7-2 | 9-0 | 10-0 | 5-2 | 2-3 | 4-3 | 5-2 | 6-1 | 5-1 | 1-1 | 28-13 | 73-19 | |
| Away | 1-4 | 5-1 | 4-1 | 5-0 | 4-1 | 4-0 | 3-2 | 2-3 | 2-2 | 4-1 | 2-3 | 3-3 | 0-1 | 16-15 | 39-22 | |
| Neutral | 0-0 | 1-0 | 1-0 | 0-0 | 1-0 | 1-0 | 0-1 | 0-0 | 2-0 | 1-1 | 1-0 | 1-0 | 0-1 | 5-3 | 9-3 | |
| Conference | 2-6 | 7-1 | 7-1 | 7-1 | 7-1 | 8-0 | 5-4 | 4-5 | 4-5 | 7-2 | 6-3 | 5-4 | 0-1 | 31-24 | 69-34 | |
| Home Conference | 1-3 | 4-0 | 3-1 | 3-1 | 4-0 | 4-0 | 3-2 | 2-2 | 2-3 | 3-1 | 4-1 | 3-1 | 0-0 | 17-10 | 36-15 | |
| Away Conference | 1-3 | 3-1 | 4-0 | 4-0 | 3-1 | 4-0 | 2-2 | 2-3 | 2-2 | 4-1 | 2-2 | 2-3 | 0-0 | 14-13 | 33-18 | |
| Neutral Conference | 0-0 | 0-0 | 0-0 | 0-0 | 0-0 | 0-0 | 0-0 | 0-0 | 0-0 | 0-0 | 0-0 | 0-0 | 0-1 | 0-1 | 0-1 | |
| Non-Conference | 1-1 | 8-0 | 6-1 | 5-1 | 7-0 | 7-0 | 3-1 | 0-1 | 4-0 | 3-2 | 3-1 | 4-0 | 1-2 | 18-7 | 52-10 | |
| Home Non-Conference | 1-0 | 5-0 | 5-0 | 4-1 | 5-0 | 6-0 | 2-0 | 0-1 | 2-0 | 2-1 | 2-0 | 2-0 | 1-1 | 11-3 | 37-4 | |
| Away Non-Conference | 0-1 | 2-0 | 0-1 | 1-0 | 1-0 | 0-0 | 1-0 | 0-0 | 0-0 | 0-0 | 0-1 | 1-0 | 0-1 | 2-2 | 6-4 | |
| Neutral Non-Conference | 0-0 | 1-0 | 1-0 | 0-0 | 1-0 | 1-0 | 0-1 | 0-0 | 2-0 | 1-1 | 1-0 | 1-0 | 0-0 | 5-2 | 9-2 | |
| Coming Off a Win* | 0-2 | 10-1 | 8-1 | 8-2 | 9-1 | 11-0 | 5-1 | 2-1 | 5-2 | 6-2 | 4-3 | 4-3 | 0-1 | 26-13 | 72-20 | |
| Coming Off a Loss* | 1-5 | 1-0 | 2-0 | 1-0 | 1-0 | 0-0 | 1-2 | 0-3 | 1-2 | 3-0 | 3-0 | 2-0 | 1-1 | 11-8 | 17-13 | |
| Coming Off a Bye* | 1-0 | 3-0 | 3-0 | 2-0 | 3-0 | 3-0 | 1-2 | 2-1 | 1-1 | 0-2 | 1-1 | 2-1 | 0-0 | 7-8 | 22-8 | |
| August | 0-0 | 1-0 | 0-1 | 1-0 | 0-0 | 0-0 | 1-0 | 0-0 | 0-0 | 0-0 | 0-0 | 1-0 | 1-1 | 3-1 | 5-2 | |
| September | 1-3 | 3-0 | 2-0 | 2-0 | 4-0 | 4-0 | 2-1 | 1-1 | 3-1 | 3-1 | 3-1 | 3-1 | 0-2 | 15-8 | 31-11 | |
| October | 2-2 | 4-0 | 4-1 | 4-1 | 4-0 | 4-0 | 2-1 | 3-1 | 2-2 | 3-1 | 3-1 | 3-0 | 0-0 | 16-6 | 38-10 | |
| November | 0-2 | 3-1 | 3-0 | 3-0 | 2-1 | 3-0 | 3-2 | 0-3 | 2-2 | 3-1 | 2-2 | 1-3 | 0-0 | 11-13 | 25-17 | |
| December | 0-0 | 3-0 | 3-0 | 2-1 | 3-0 | 3-0 | 0-1 | 0-1 | 0-0 | 1-1 | 1-0 | 1-0 | 0-0 | 3-3 | 17-4 | |
| January | 0-0 | 1-0 | 1-0 | 0-0 | 1-0 | 1-0 | 0-0 | 0-0 | 1-0 | 0-0 | 0-0 | 0-0 | 0-0 | 1-0 | 5-0 | |
| Tuesday | 0-0 | 0-0 | 0-0 | 0-0 | 0-0 | 0-0 | 0-1 | 0-0 | 1-0 | 0-0 | 0-0 | 0-0 | 0-0 | 1-1 | 1-1 | |
| Thursday | 0-0 | 0-0 | 0-0 | 0-0 | 0-0 | 0-0 | 0-0 | 0-0 | 0-0 | 0-0 | 1-0 | 1-0 | 0-0 | 2-0 | 2-0 | |
| Friday | 0-0 | 1-0 | 1-0 | 0-1 | 1-0 | 1-0 | 0-0 | 0-0 | 0-1 | 0-0 | 0-1 | 1-0 | 0-1 | 1-3 | 5-4 | |
| Saturday | 3-7 | 14-1 | 12-2 | 12-1 | 13-1 | 14-0 | 8-4 | 4-6 | 7-4 | 10-4 | 8-3 | 7-4 | 1-2 | 45-27 | 113-39 | |
| Scoring First | 3-4 | 11-0 | 8-1 | 8-1 | 9-0 | 11-0 | 7-3 | 3-3 | 7-1 | 8-1 | 9-1 | 6-2 | 1-2 | 41-13 | 91-19 | |
| Opponent Scores First | 0-3 | 4-1 | 5-1 | 4-1 | 5-1 | 4-0 | 1-2 | 1-3 | 1-4 | 2-3 | 0-3 | 3-2 | 0-1 | 8-18 | 30-25 | |
| Leading at Halftime | 2-1 | 12-0 | 10-2 | 10-1 | 10-0 | 14-0 | 7-1 | 3-3 | 6-1 | 10-2 | 8-1 | 7-1 | 0-1 | 41-10 | 99-14 | |
| Behind at Halftime | 1-6 | 1-1 | 3-0 | 1-1 | 1-1 | 1-0 | 0-3 | 1-3 | 2-4 | 0-2 | 1-3 | 2-3 | 1-1 | 7-19 | 15-28 | |
| Tied at Halftime | 0-0 | 2-0 | 0-0 | 1-0 | 3-0 | 0-0 | 1-1 | 0-0 | 0-0 | 0-0 | 0-0 | 0-0 | 0-1 | 1-2 | 7-2 | |
| Overtime | 0-0 | 0-0 | 0-0 | 2-0 | 1-0 | 0-0 | 0-0 | 0-0 | 0-0 | 1-0 | 0-1 | 0-0 | 0-0 | 1-1 | 4-1 | |
| Outgain Opponent | 3-2 | 15-0 | 13-0 | 11-0 | 14-0 | 14-0 | 4-1 | 1-1 | 7-1 | 8-1 | 7-1 | 8-4 | 1-1 | 36-10 | 106-12 | |
| Outgained by Opponent | 0-5 | 0-1 | 0-2 | 1-2 | 0-1 | 1-0 | 4-4 | 3-5 | 1-4 | 2-2 | 2-3 | 1-0 | 0-2 | 13-20 | 15-31 | |
| Total Yardage Equal | 0-0 | 0-0 | 0-0 | 0-0 | 0-0 | 0-0 | 0-0 | 0-0 | 0-0 | 0-1 | 0-0 | 0-0 | 0-0 | 0-1 | 0-1 | |
| Win Turnover Battle | 2-3 | 10-0 | 5-2 | 9-1 | 10-0 | 10-0 | 4-1 | 3-1 | 5-1 | 8-1 | 7-2 | 6-0 | 0-1 | 33-7 | 79-13 | |
| Lose Turnover Battle | 1-3 | 3-0 | 6-0 | 2-0 | 1-1 | 0-0 | 1-3 | 0-5 | 2-3 | 1-2 | 2-2 | 1-4 | 0-1 | 7-20 | 20-24 | |
| Equal Turnovers | 0-1 | 2-1 | 2-0 | 1-1 | 3-0 | 5-0 | 3-1 | 1-0 | 1-1 | 1-1 | 0-0 | 2-0 | 1-1 | 9-4 | 22-7 | |
| With 100-Yard Rusher | 2-0 | 11-0 | 5-0 | 7-0 | 8-0 | 9-0 | 4-0 | 1-3 | 7-2 | 8-1 | 6-2 | 8-1 | 0-0 | 34-9 | 76-0 | |
| Scoring a Defensive TD | 0-1 | 2-0 | 3-0 | 3-0 | 2-0 | 3-0 | 1-0 | 2-0 | 0-0 | 1-0 | 1-0 | 2-0 | 0-0 | 7-0 | 20-1 | |
| Scoring a Special Teams TD | 2-0 | 0-0 | 3-0 | 1-0 | 0-0 | 0-0 | 3-2 | 1-0 | 1-2 | 2-0 | 0-0 | 1-0 | 0-1 | 8-5 | 14-1 | |



STATISTICAL HIGHS/LOWS UNDER KLIEMAN

K-STATE

Total Offense Higgs

1. vs. SEMO (2023) 588
2. vs. TCU (2023) 587
3. vs. Nicholls (2019) 573
4. vs. Oklahoma State (2024) ... 559
5. vs. Rutgers (2024) 542
6. vs. UCF (2023) 536
7. vs. Bowling Green (2019) 521
8. at Oklahoma (2022) 509
9. at Kansas (2021) 504
10. vs. Iowa State (2023) 497

Total Offense Lows

1. at Iowa State (2020) 149
2. vs. Navy (2019) 170
3. **at Arizona (2025) 193**
4. at West Virginia (2020) 225
5. at Oklahoma State (2019) 244
6. **vs. Army (2025) 246**
7. at Oklahoma State (2021) 260
8. vs. Baylor (2021) 263
9. vs. TCU (2019) 266
10. at Mississippi State (2019) 269

First Downs Higgs

1. vs. Nicholls (2019) 33
2. vs. Iowa State (2023) 32
3. vs. UCF (2023) 32
4. at Baylor (2022) 30
5. vs. TCU (2023) 29
6. vs. SEMO (2023) 28
7. at Oklahoma (2022) 28
8. vs. Texas (2022) 25
9. vs. Bowling Green (2019) 25
10. Five Tied (LAST: vs. TTU, 2023) 24

First Downs Lows

1. **at Arizona (2024) 8**
- at Oklahoma State (2019) 8
3. at Iowa State (2020) 9
4. at Oklahoma (2020) 10
- vs. Navy (2019) 10
6. vs. Baylor (2021) 12
- at TCU (2020) 12
8. **vs. Army (2025) 13**
- vs. Iowa State (2025) 13**
- at Texas (2021) 13
- at Oklahoma State (2021) 13
- at West Virginia (2020) 13

Rushing Yards Higgs

1. vs. Nicholls (2019) 361
2. vs. Rutgers (2024) 347
3. vs. TCU (2023) 343
- vs. Texas Tech (2022) 343
5. at Kansas (2019) 342
6. vs. Bowling Green (2019) 333
7. vs. Oklahoma State (2024) ... 300
8. vs. South Dakota (2022) 297
9. vs. UT Martin (2024) 283
10. Two Tied (LAST: vs. CIN, 2024) ... 281

Rushing Yards Lows

1. at Texas (2023) 30
2. at West Virginia (2020) 41
3. vs. Navy (2019) 46
4. at Texas (2019) 51
5. at Oklahoma (2020) 56
6. at Oklahoma State (2021) 62
7. at Texas Tech (2021) 71
8. at Iowa State (2020) 73
9. **vs. Army (2025) 74**
10. at Houston (2024) 89

Rushing Attempts Higgs

1. at Kansas (2019) 60
2. vs. Bowling Green (2019) 58
- vs. Nicholls (2019) 58
4. vs. Iowa State (2023) 54
5. vs. TCU (2023) 52
6. at Oklahoma (2022) 49
- vs. Southern Illinois (2021) 49
- vs. Iowa State (2019) 49
9. vs. Nevada (2021) 48
10. at Texas Tech (2023) 47

Rushing Attempts Lows

1. **vs. Army (2025) 18**
2. vs. Baylor (2021) 21
3. at West Virginia (2020) 23
4. **at Arizona (2025) 24**
5. vs. Arizona State (2024) 25
- at Oklahoma State (2021) 25
7. at West Virginia (2024) 26
- at Oklahoma (2020) 26
- at Texas (2019) 26
10. **vs. Iowa State (2025) 27**
- vs. Oklahoma (2021) 27
- vs. Navy (2019) 27

Passing Yards Higgs

1. vs. SEMO (2023) 360
2. at Oklahoma (2020) 334
3. vs. Texas (2022) 329
4. at Texas (2023) 327
5. vs. Oklahoma (2021) 320
6. **vs. North Dakota (2025) .. 318**
7. at Texas Tech (2021) 306
8. vs. West Virginia (2019) 299
9. at West Virginia (2024) 298
10. vs. Oklahoma State (2022) ... 296

Passing Yards Lows

1. vs. Iowa State (2019) 57
2. at Texas (2021) 65
3. at Iowa State (2020) 76
4. **at Arizona (2025) 88**
- at Baylor (2020) 88
6. vs. South Dakota (2022) 95
7. vs. Missouri (2022) 101
8. vs. Texas Tech (2022) 116
9. at TCU (2020) 117
10. at Oklahoma State (2019) 118

Completions Higgs

1. vs. Oklahoma (2021) 29
2. **vs. North Dakota (2025) ... 28**
3. vs. UCF (2023) 27
4. at Texas (2023) 26
- vs. Baylor (2022) 26
6. at Missouri (2023) 25
7. vs. Arizona State (2024) 24
- vs. Iowa State (2023) 24
- vs. Texas (2022) 24
- at Texas Tech (2021) 24
- vs. West Virginia (2019) 24

Completions Lows

1. vs. Iowa State (2019) 5
2. at TCU (2020) 8
3. vs. Missouri (2022) 9
- at Texas (2021) 9
- vs. Nevada (2021) 9
7. at Texas Tech (2021) 9
- at Iowa State (2020) 9
- at Baylor (2020) 9
- at Kansas (2019) 9
10. Three Tied (LAST: vs. OSU, 2020) ... 10

Passing Attempts Higgs

1. vs. Iowa State (2023) 48
2. **vs. North Dakota (2025) 43**
- at Texas (2023) 43
4. vs. UCF (2023) 42
5. at Houston (2024) 41
6. vs. Oklahoma (2021) 41
7. vs. Arizona State (2024) 40
8. at Missouri (2023) 39
9. vs. West Virginia (2019) 39
10. vs. Oklahoma State (2022) ... 37
- at West Virginia (2020) 37

Passing Attempts Lows

1. vs. Iowa State (2019) 12
2. at Texas (2021) 13
- vs. Nevada (2021) 13
4. vs. Stanford (2021) 14
- vs. Navy (2019) 14
6. at Kansas (2019) 16
7. at Texas Tech (2023) 18
- at Baylor (2020) 18
- at Mississippi State (2019) 18
10. Six Times (LAST: vs. TTU, 2022) ... 19

Scoring Higgs

1. vs. Baylor (2023) 59
2. vs. Kansas (2020) 55
3. vs. Bowling Green (2019) 52
4. vs. Nicholls (2019) 49
5. at West Virginia (2022) 48
- vs. Oklahoma State (2022) 48
- vs. Oklahoma (2019) 48
8. vs. Kansas (2022) 47
9. at West Virginia (2024) 45
- vs. SEMO (2023) 45

Scoring Lows

1. at Iowa State (2020) 0
2. at BYU (2024) 9
3. at Iowa State (2022) 10
- vs. Tulane (2022) 10
- vs. Baylor (2021) 10
- vs. Oklahoma State (2020) 10
7. vs. Baylor (2019) 12
8. at Oklahoma State (2019) 13
9. vs. Arizona State (2024) 14
10. **Three Times (LAST: at UA, 2025) ... 17**

Total Offense Higgs

1. vs. Texas (2020) 608
2. at Oklahoma (2022) 550
3. at Iowa State (2020) 539
4. at Oklahoma State (2019) 526
5. at Oklahoma (2020) 517
6. at Texas Tech (2019) 512
7. vs. Oklahoma (2019) 497
8. vs. Alabama (2022) 496
9. at TCU (2022) 495
10. at Tulane (2024) 491

Total Offense Lows

1. vs. UT Martin (2024) 134
2. vs. Bowling Green (2019) 140
3. vs. Houston (2023) 208
4. vs. Oklahoma State (2022) ... 217
5. vs. Missouri (2022) 222
6. vs. SEMO (2023) 227
7. at Houston (2024) 232
8. vs. Stanford (2021) 233
9. vs. Iowa State (2019) 236
10. Two Times (LAST: at BYU, 2024) ... 241

First Downs Higgs

1. at Oklahoma (2020) 28
2. vs. Texas Tech (2020) 27
3. at Texas Tech (2019) 26
- at TCU (2022) 26
- at Oklahoma (2022) 26
- vs. Texas Tech (2022) 26
6. vs. Arkansas State (2020) 26
- vs. Texas (2020) 26
- at Iowa State (2020) 26
10. Two Times (LAST: vs. OSU, 2024) ... 25

First Downs Lows

1. vs. Bowling Green (2019) 5
2. vs. UT Martin (2024) 8
3. at Houston (2024) 10
- vs. Iowa State (2023) 10
- vs. Iowa State (2019) 10
6. vs. Houston (2023) 11
- vs. Nicholls (2019) 11
8. at Kansas (2019) 12
9. Three Times (LAST: vs. SEMO, 2023) ... 13

Rushing Yards Higgs

1. at Oklahoma State (2019) 373
2. vs. Texas (2020) 334
3. vs. Navy (2019) 323
4. vs. Texas (2022) 269
5. vs. Iowa State (2023) 258
6. at Iowa State (2020) 240
7. **vs. Army (2025) 237**
8. vs. NC State (2023) 235
9. **at Arizona (2025) 234**
- at Kansas (2023) 234

Rushing Yards Lows

1. at Colorado (2024) 29
2. vs. SEMO (2023) 6
3. vs. Nevada (2021) 25
4. vs. UT Martin (2024) 36
5. vs. Stanford (2021) 39
6. vs. Iowa State (2019) 51
7. vs. Oklahoma State (2022) 54
8. vs. Arizona (2024) 56
9. at Kansas (2019) 61
- vs. Bowling Green (2019) 61

OPPONENTS

Rushing Attempts Higgs

1. **vs. Army (2025) 70**
2. at TCU (2022) 56
3. vs. Navy (2019) 54
4. vs. Baylor (2021) 48
5. **vs. Iowa State (2025) 47**
6. **at Arizona (2025) 45**
- at Texas (2021) 44
- at Iowa State (2020) 44
- at West Virginia (2020) 44
- at Oklahoma State (2019) 44
- at Mississippi State (2019) 44

Rushing Attempts Lows

1. at Colorado (2024) 19
- vs. Arizona (2024) 19
3. vs. Bowling Green (2019) 20
4. vs. TCU (2023) 22
- vs. Stanford (2021) 22
6. vs. Iowa State (2023) 23
- at Baylor (2022) 23
- vs. Nevada (2021) 23
- vs. Nicholls (2019) 23
10. Two Times (LAST: at ISU, 2022) 24

Passing Yards Higgs

1. vs. Oklahoma (2019) 395
2. at Colorado (2024) 388
3. at Oklahoma (2022) 387
4. at Texas Tech (2019) 368
5. vs. Oklahoma State (2024) ... 364
6. vs. Texas Tech (2022) 359
7. at Missouri (2023) 356
8. at Baylor (2020) 349
9. at Oklahoma State (2021) 344
10. at Tulane (2024) 342

Passing Yards Lows

1. vs. Bowling Green (2019) 79
2. vs. Houston (2023) 95
3. vs. UT Martin (2024) 98
- vs. Navy (2019) 98
5. vs. Oklahoma State (2020) ... 108
6. at Houston (2024) 111
7. vs. Nicholls (2019) 126
8. vs. Missouri (2022) 128
9. at Iowa State (2024) 137
10. Two Times (LAST: vs. ISU, 2021) ... 138

Completions Higgs

1. at Colorado (2024) 34
- vs. Texas Tech (2022) 34
- vs. Texas Tech (2020) 34
4. at Baylor (2020) 31
5. at Texas Tech (2023) 30
- at Oklahoma (2020) 30
7. at Texas Tech (2019) 29
8. vs. Nevada (2021) 28
9. vs. West Virginia (2021) 27
10. Three Times (LAST: vs. OSU, 2024) ... 26

Completions Lows

1. vs. Navy (2019) 6
2. vs. LSU (2021) 7
3. **vs. Army (2025) 8**
- vs. Iowa State (2023) 8
5. vs. UT Martin (2024) 10
- at Texas Tech (2021) 10
- vs. Nicholls (2019) 10
8. at Kansas (2023) 11
- at Mississippi State (2019) 11
- vs. Bowling Green (2019) 11

Passing Attempts Higgs

1. vs. Oklahoma State (2024) 50
- at Texas Tech (2019) 50
3. at Texas Tech (2023) 49
- vs. Texas Tech (2020) 49
5. vs. Texas Tech (2022) 48
6. vs. Baylor (2023) 47
7. vs. West Virginia (2021) 45
8. vs. TCU (2023) 43
9. vs. Arizona (2024) 42
10. Two Times (LAST: vs. NEV, 2021) ... 41

Passing Attempts Lows

1. vs. Navy (2019) 9
2. vs. LSU (2021) 11
3. **vs. Army (2025) 12**
- at Houston (2024) 12
- vs. Iowa State (2023) 12
6. at Kansas (2023) 16
7. vs. UT Martin (2024) 17
8. vs. Nicholls (2019) 18
9. vs. Arizona (2024) 19
10. at BYU (2024) 21

Scoring Higgs

1. vs. Texas (2020) 69
- vs. Alabama (2022) 45
- at Iowa State (2020) 45
4. vs. Iowa State (2023) 42
5. vs. Rutgers (2024) 41
- vs. Oklahoma (2019) 41
7. at BYU (2024) 38
- at TCU (2022) 38
9. vs. Oklahoma (2021) 37
- at West Virginia (2020) 37

Scoring Lows

1. vs. Houston (2023) 0
- vs. SEMO (2023) 0
- vs. Oklahoma State (2022) 0
- vs. South Dakota (2022) 0
- vs. Bowling Green (2019) 0
6. vs. TCU (2023) 3
- at Baylor (2022) 3
8. vs. UT Martin (2024) 6
9. vs. Arizona (2024) 7
- vs. Stanford (2021) 7



GAMEDAY: FIELD

MATT WELLS

Assoc. HC/Offensive Coord./QBs • Utah State '96
29th Year in Coaching • Second Year at K-State

- In his second season at K-State coaching the quarterbacks and serving as associate head coach, while he is in his first season as the offensive coordinator.
- Coached Avery Johnson to a school-record 25 touchdown passes in 2024.
- Johnson was one of three QBs from Power 4 schools to record at least 2,700 passing yards and 600 rushing yards.
- In his 29th year in coaching, which includes nine seasons as a head coach at Utah State (2013-18) and Texas Tech (2019-21).
- Coached Jordan Love at Utah State, who went on to become a First Round NFL Draft choice by Green Bay.




GAMEDAY: FIELD

VAN MALONE

Assistant Head Coach/CBs • Houston '02
27th Year in Coaching • Seventh Year at K-State

- In his seventh season coaching the K-State cornerbacks and his sixth as the assistant head coach and defensive pass game coordinator.
- Has tutored seven All-Big 12 cornerbacks during his six years.
- Coached Jacob Parrish, to two All-Big 12 honors before he was drafted in the third round in 2025 by Tampa Bay.
- Also tutored JuJu Brents, who was the 44th overall selection in the 2023 NFL Draft by the Indianapolis Colts – the highest Wildcat CB drafted since Terence Newman in 2003 (No. 5).
- Named the 2023 Big 12 Cornerbacks Coach of the Year by Our Coaching Network.



GAMEDAY: FIELD

JOE KLANDERMAN

Defensive Coord./Safeties • Minnesota State '01
24th Year in Coaching • Seventh Year at K-State

- In his seventh season coaching the safeties and sixth as the defensive coordinator.
- Has guided the Wildcats to 21.8 points allowed per game over the last four seasons – a span of 53 games – to rank 24th nationally, 17th among Power 4 teams and third among current Big 12 teams.
- Helped K-State defenders to 41 All-Big 12 honors as defensive coordinator, while he has tutored safeties to eight all-conference accolades since his arrival in 2019.
- Has coached three safeties that have been selected in the NFL Draft in three of the last four years, including Marques Siple in 2025 by San Francisco.



GAMEDAY: FIELD

BRIAN ANDERSON

Running Backs • Western Illinois '94
30th Year in Coaching • Sixth Year at K-State

- In his seventh season as the running backs coach and his 31st season in coaching overall.
- Has tutored at least one All-Big 12 running back in each of his first six seasons on staff, including two of the four players in school history to record multiple 1,000-yard seasons in Deuce Vaughn (2021, 2022) and DJ Giddens (2023, 2024).
- Vaughn and Giddens have combined for four-straight seasons with a 1,000-yard rusher, the longest streak by the Wildcats since the 2001 through 2004 seasons.
- Vaughn was selected in the sixth round of the 2023 NFL Draft by Dallas, while Giddens was taken in the fifth round in 2025 by Indianapolis.



GAMEDAY: BOOTH

BRIAN LEPAK (Int-PACK)

Offensive Line • Oklahoma '10
12th Year in Coaching • Fifth Year at K-State

- Entering his fifth season on staff but first as K-State's offensive line coach.
- Served as the tight ends coach from 2022-24 after one season as a senior offensive quality control coach.
- Tutored Ben Sinnott to All-Big 12 First Team accolades in both 2022 and 2023 before being selected in the second round of the 2024 NFL Draft by Washington.
- Garrett Oakley and Will Swanson were each All-Big 12 performers in 2024, marking the first time since 1997 that K-State had a pair of All-Big 12 tight ends in the same season.
- K-State's 2024 tight end unit combined for a nation-leading 13 touchdown receptions.



GAMEDAY: BOOTH

MATTHEW MIDDLETON

Wide Receivers • Ottawa '08
18th Year in Coaching • Third Year at K-State

- A native Kansan and 17-year coaching veteran who is in his third season at K-State working with the wide receivers.
- Coached Jayce Brown to one of the best starts by a K-State receiver as he was the seventh-fastest player in school history to reach 1,000 career receiving yards (59th catch).
- During his first year in Manhattan, he helped close the career of Phillip Brooks, who left K-State ranking fourth in school history in career catches (182), seventh in yards (2,127) and tied for seventh in touchdowns (14).
- Brooks ranked ninth in the Big 12 in catches per game (4.42) in 2023, the first Wildcat wide receiver to rank in the top 10 in the conference in the category since 2014.



GAMEDAY: BOOTH

STEVE STANARD (STAN-ard)

Linebackers • Nebraska '89
38th Year in Coaching • Sixth Year at K-State

- A veteran coach with ties to the Midwest and more than 30 years of coaching experience who is in his sixth season coaching the K-State linebackers.
- Has coached nine linebackers to All-Big 12 honors while at K-State with at least one honoree every season.
- Coached 2024 All-Big 12 Second Team selection Austin Romaine to 96 tackles, the most by a Wildcat since 2017.
- Tutored a trio of All-Big 12 linebackers in 2023 in Romaine (Def. FR of the Year), Austin Moore and Des Purnell.
- Has 20 seasons worth of defensive coordinator experience coming at Nebraska Wesleyan, South Dakota, New Mexico State, Colorado State, Tulane and Wyoming.

SUPPORT STAFF**Assistant Position Coaches**

Nate Kaczor (Special Teams Coord./Special Asst. to HC)
Matt Kardulis (Assistant Safeties Coach)
Drew Liddle (Assistant Offensive Line Coach)
Sean Maguire (Assistant Quarterbacks Coach)
David Orloff (Outside Linebackers Coach)

Graduate Assistants

Will Farrar, Alex Wallace (Offense)
Mikael Bradford, Cal Criner (Defense)

Strength and Conditioning

Ray Thomas (Director of Strength & Conditioning)
Elijah Blackman (Assoc. Strength & Conditioning Coach)
Ashton Farmer (Asst. Strength & Conditioning Coach)
Seth Porter (Asst. Strength & Conditioning Coach)
Garrett Williams (Asst. Strength & Conditioning Coach)

Sports Medicine

Mindy Hoffman (Head Football Athletic Trainer)
Matt Thomason (Senior Assoc. AD)
Scott Trausch (Director of Sports Diet and Nutrition)
Lance Yancy (Director of Sports Science)
Connor Bennett (Asst. Athletic Trainer)
Matt Greenwald (Asst. Athletic Trainer)

Administration

Hank Jacobs (Director of Football Administration)
Kacey Feldkamp (Director of Football Operations)
Natalie Crimmins (Program Coordinator)
Taylor Wenger (Football Operations Coordinator)
Joe Hall (Director of Player Development)

Recruiting

Clint Brown (General Manager)
Dimitri Donald (Director of Player Personnel/Asst. GM)
Logan Twehous (Director of Scouting)
Taylor Braet (Director of Football Recruiting)
Maddi Gage (Director of On-Campus Recruiting)
Aubrey Schneider (Asst. Dir. of On-Campus Recruiting)
Zac Cox (Recruiting Operations Assistant)

Coaching Video

Scott Eilert (Director of Video Services)
Dusty Willard (Asst. Director of Football Video)

Creative

Ron Cook (Director of Football Graphic Design)
Chandler Mixon (Director of Football Photography)
Matt Whipple (Director of Creative Media)

Equipment

Al Cerbe (Head Equipment Manager)
Mitchell Mueller (Assistant Equipment Manager)
Zach Durdle (Football Equipment Assistant)



GAMEDAY: FIELD

MIKE TUIASOPO (TWO-ee-AH-so-PO)

Defensive Tackles • Pacific Lutheran '89
35th Year in Coaching • Seventh Year at K-State

- A veteran coach with over 30 years of experience who is in his seventh season at K-State.
- Under his leadership, the Wildcats have boasted an All-Big 12 defensive tackle in 2020, 2021, 2022 and 2023.
- Coached Damian Ilallo to 34 tackles, 4.0 TFLs and 2.0 sacks last season.
- It was the most TFLs and sacks by a Wildcat defensive tackle since another Tuiaosopo protégé, Eli Huggins, in 2021, while it was the most tackles since Will Geary in 2017.
- K-State is his fourth stop at a current Big 12 school as he also coached at Utah (2003), Arizona (2004-10) and Colorado (2011-12).



GAMEDAY: FIELD

LUKE WELLS

Tight Ends • Oklahoma '02
27th Year in Coaching • First nYear at K-State

- A veteran offensive coach who is in his first season at K-State working with the tight ends.
- Has worked for three prior Big 12 programs over the course of his career, spending time at Iowa State (2009-12) and Texas Tech (2019-21).
- Built the tight end position from scratch at Texas Tech, helping three players earn All-Big 12 accolades.
- Coached one of the top tight ends in Utah State history, Wyatt Houston, who tallied 86 receptions for 933 yards and nine TDs over the 2013 through 2016 seasons.
- Began his coaching career as a student assistant at Oklahoma (1999-2001).



GAMEDAY: FIELD

BUDDY WYATT

Defensive Ends • TCU '90
35th Year in Coaching • Seventh Year at K-State

- A respected defensive line coach with more than 30 years experience who is in his seventh season at K-State.
- Has tutored defensive ends to eight All-Big 12 honors, including five first-team accolades.
- Has guided K-State players to three Big 12 Defensive Line-man of the Year honors over his first six seasons, while he has four in his career, the most of any defensive line coach in league history.
- Coached Felix Anudike-Uzomah to All-America honors in 2021 and 2022 in addition to being named the 2022 Big 12 Defensive Player and Defensive Lineman of the Year.
- Anudike-Uzomah was in the first round in 2023 by Kansas City.



ALPHABETICAL

| NO | NAME | POS |
|----|------------------------|-----|
| 22 | Jace Adler | S |
| 55 | Malcolm Alcorn-Crowder | DT |
| 91 | Jordan Allen | DE |
| 80 | Will Anciaux | TE |
| 13 | Blake Barnett | QB |
| 15 | Callen Barta | WR |
| 10 | Logan Bartley | S |
| 75 | Holden Bass | DT |
| 39 | Travis Bates | DE |
| 53 | Drake Bequeaith | OL |
| 17 | Mikey Bergeron | S |
| 5 | Jerand Bradley | WR |
| 1 | Jayce Brown | WR |
| 66 | Michael Capria | OL |
| 5 | Justice Clemons | CB |
| 30 | Teagan Cobb | P/K |
| 4 | Daniel Cobbs | S |
| 13 | RJ Collins | S |
| 0 | Linkon Cure | TE |
| 14 | Jemyri Davis | WR |
| 52 | Ryan Davis | DE |
| 14 | Jet Dineen | S |
| 10 | Dillon Duff | QB |
| 3 | Dylan Edwards | RB |
| 31 | Monterrio Elston Jr. | RB |
| 74 | Terrence Enos Jr. | OL |
| 36 | Jack Fabris | S |
| 18 | Wesley Fair | S |
| 59 | George Fitzpatrick | OL |
| 0 | Amarion Fortenberry | CB |
| 92 | Truman Griffith | DE |
| 19 | Garrett Harstad | WR |
| 70 | Gus Hawkins | OL |
| 50 | Brock Heath | OL |
| 75 | Sam Hecht | OL |
| 72 | Ryan Howard | OL |
| 18 | Hudson Hutcheson | QB |
| 56 | Damian Ilalio | DT |
| 4 | Joe Jackson | RB |
| 24 | Martel Jackson | CB |
| 33 | Andrew Johnson | LS |
| 2 | Avery Johnson | QB |
| 58 | Will Kemna | OL |
| 40 | Dalton Knapp | DE |
| 7 | Jacob Knuth | QB |
| 84 | Isaac Koch | WR |
| 56 | Andrew Leingang | OL |
| 6 | Sterling Lockett | WR |
| 87 | Brayden Loftin | TE |
| 3 | Gunner Maldonado | S |
| 22 | Antonio Martin Jr. | RB |
| 73 | Kaedin Massey | OL |
| 2 | Colby McCalister | S |
| 8 | Simon McClannan | P/K |
| 9 | Donovan McIntosh | CB |

| NO | NAME | POS | HT | WT | YR-EX | HOMETOWN | HIGH SCHOOL | LAST COLLEGE(S) |
|----|--------------------------|-----|------|-----|---------------------|-------------------------|---------------------------|-----------------------------|
| 0 | # Linkon Cure | TE | 6-5 | 245 | Fr.-HS [^] | Goodland, Kan. | Goodland | |
| 0 | # Amarion Fortenberry | CB | 5-10 | 178 | So.-TR [^] | Columbia, Miss. | Columbia | South Alabama |
| 1 | # Jayce Brown | WR | 6-0 | 179 | Jr.-2L [^] | Fort Walton Beach, Fla. | Choctawhatchee | |
| 1 | # Jayden Rowe | CB | 6-1 | 227 | Jr.-TR | Tulsa, Okla. | Union | Oklahoma |
| 2 | # Avery Johnson | QB | 6-3 | 196 | Jr.-2L [^] | Wichita, Kan. | Maize | |
| 2 | # Colby McCalister | S | 5-10 | 198 | Jr.-2L | Houston, Texas | Clear Brook | |
| 3 | # Dylan Edwards | RB | 5-9 | 175 | Jr.-1L [^] | Derby, Kan. | Derby | Colorado |
| 3 | # Gunner Maldonado | S | 5-11 | 193 | Sr.-TR | Chandler, Ariz. | Chandler | Northwestern/Arizona |
| 4 | # Daniel Cobbs | S | 5-10 | 190 | Jr.-2L | Fort Worth, Texas | Fossil Ridge | Tyler JC |
| 4 | # Joe Jackson | RB | 6-0 | 212 | So.-1L | Haines City, Fla. | Ridge Community | |
| 5 | # Jerand Bradley | WR | 6-5 | 223 | Sr.-TR | DeSoto, Texas | DeSoto | Texas Tech/Boston College |
| 5 | # Justice Clemons | CB | 5-10 | 200 | Sr.-2L | West Columbia, Texas | Sweeny | Tyler JC |
| 6 | # Sterling Lockett | WR | 5-10 | 169 | Jr.-1L | Leawood, Kan. | Blue Valley | |
| 6 | # Qua Moss | S | 5-10 | 185 | Jr.-TR [^] | West Point, Ga. | Troup County | Garden City CC/West Georgia |
| 7 | # Jacob Knuth | QB | 6-4 | 219 | Jr.-SQ | Sioux Falls, S.D. | Harrisburg | Minnesota |
| 7 | # VJ Payne | S | 6-3 | 208 | Sr.-3L [^] | Gainesville, Ga. | Buford | |
| 8 | # Simon McClannan | P/K | 5-11 | 190 | So.-1L | Omaha, Neb. | Millard South | |
| 8 | # Chiddi Obiazor | DE | 6-6 | 275 | So.-2L | Eden Prairie, Minn. | Eden Prairie | |
| 9 | # Donovan McIntosh | CB | 6-3 | 194 | So.-1L | St. Louis, Mo. | St. Mary's | |
| 9 | # Jacques Spradley-Demps | WR | 6-1 | 214 | Fr.-RS | Jarrell, Texas | Weiss | |
| 10 | # Logan Bartley | S | 6-1 | 213 | Fr.-HS [^] | Naples, Fla. | First Baptist Academy | |
| 10 | # Dillon Duff | QB | 6-1 | 207 | Fr.-HS [^] | St. Louis, Mo. | De Smet Jesuit | |
| 12 | # Serious Stinyard | CB | 6-0 | 180 | Fr.-HS [^] | Lutz, Fla. | Gaither | |
| 12 | # Jaron Tibbs | WR | 6-2 | 212 | Jr.-TR [^] | Indianapolis, Ind. | Cathedral | Purdue |
| 13 | # Blake Barnett | QB | 6-1 | 220 | Fr.-RS | Erie, Colo. | Erie | |
| 13 | # RJ Collins | S | 5-11 | 170 | Fr.-HS [^] | Kansas City, Mo. | Staley | |
| 14 | # Jemyri Davis | WR | 6-0 | 172 | Jr.-TR [^] | Fort Worth, Texas | Everman | Trinity Valley CC |
| 14 | # Jet Dineen | S | 5-10 | 195 | Jr.-2L | Lawrence, Kan. | Free State | |
| 15 | Callen Barta | WR | 6-1 | 188 | Fr.-RS | Topeka, Kan. | Seaman | |
| 16 | Mason Olguin | LS | 6-1 | 230 | Sr.-1L | Edmond, Okla. | Santa Fe | Dodge City CC |
| 17 | # Mikey Bergeron | S | 6-2 | 202 | So.-1L | Shawnee, Kan. | Mill Valley | |
| 17 | # Adonis Moise | WR | 5-10 | 187 | Fr.-HS [^] | Bradenton, Fla. | IMG Academy | |
| 18 | # Wesley Fair | S | 6-1 | 200 | So.-1L | Wichita, Kan. | Wichita Collegiate | |
| 18 | # Hudson Hutcheson | QB | 5-11 | 179 | Fr.-RS | Lubbock, Texas | Frenship | |
| 19 | Garrett Harstad | WR | 6-5 | 220 | So.-SQ | Loveland, Colo. | Loveland | |
| 20 | Ralph Ortiz | LB | 6-1 | 226 | Jr.-TR | Jacksonville, Fla. | Lake Minneola | West Florida |
| 21 | # Bryce Noernberg | WR | 5-10 | 170 | Fr.-RS | Olathe, Kan. | Olathe South | |
| 21 | # JoJo Scott | CB | 6-1 | 173 | Fr.-HS [^] | Lakeland, Fla. | Victory Christian Academy | |
| 22 | # Jace Adler | S | 6-2 | 185 | Fr.-HS [^] | Andover, Kan. | Andover Central | |
| 22 | # Antonio Martin Jr. | RB | 5-9 | 222 | Jr.-TR | Atlanta, Ga. | Langston Hughes | Georgia Tech/Blinn/SE La. |
| 23 | # Asa Newsom | LB | 6-3 | 228 | So.-2L | Waverly, Iowa | Waverly-Shell Rock | |
| 23 | # DeVon Rice | RB | 5-9 | 182 | Fr.-RS | Las Vegas, Nev. | Bishop Gorman | |
| 24 | # Martel Jackson | CB | 6-1 | 175 | Fr.-HS [^] | Wichita, Kan. | Derby | |
| 24 | # JB Price | RB | 5-10 | 196 | Fr.-RS | Overland Park, Kan. | Blue Valley | |
| 25 | Zashon Rich | CB | 6-1 | 209 | So.-1L | Minneapolis, Minn. | North Community | |
| 26 | Sawyer Schilke | LB | 6-2 | 234 | Fr.-HS [^] | Kearney, Neb. | Kearney | |
| 27 | # Cub Patton | P/K | 5-11 | 190 | Fr.-HS [^] | Lubbock, Texas | Lubbock Cooper | |
| 27 | # Ben Wheeler | WR | 6-0 | 185 | Fr.-RS | Olathe, Kan. | St. James Academy | |
| 28 | Rex Van Wyhe | LB | 6-5 | 236 | Jr.-1L | Rock Rapids, Iowa | Central Lyon | Iowa Central CC |
| 29 | Kanijal Thomas | CB | 5-11 | 186 | So.-1L | Del City, Okla. | Del City | |
| 30 | Teagan Cobb | P/K | 6-2 | 218 | So.-SQ | Rose Hill, Kan. | Rose Hill | |
| 31 | # Monterrio Elston Jr. | RB | 5-7 | 188 | Fr.-HS [^] | Little Rock, Ark. | Parkview Magnet | |
| 31 | # Dominic Mitchell | S | 6-0 | 195 | Fr.-HS [^] | Paradise Valley, Ariz. | Brophy College Prep | |
| 32 | Des Purnell | LB | 6-0 | 232 | Sr.-3L | Topeka, Kan. | Hayden | |
| 33 | Andrew Johnson | LS | 6-1 | 228 | So.-SQ | Lincoln, Neb. | Lincoln Christian School | |
| 34 | Weston Polk | LB | 6-1 | 221 | Fr.-HS [^] | Coppell, Texas | Coppell | |
| 35 | Gabe Powers | LB | 6-3 | 237 | Jr.-TR | Marysville, Ohio | Marysville | Ohio State |
| 36 | Jack Fabris | S | 6-2 | 195 | So.-2L | Bogart, Ga. | North Oconee | |
| 39 | Travis Bates | DE | 6-3 | 269 | Jr.-1L | Tomball, Texas | Tomball | Austin Peay |
| 40 | Dalton Knapp | DE | 6-4 | 223 | Fr.-HS [^] | Grapevine, Texas | All Saints Episcopal | |
| 41 | Ashton Moore | LB | 5-11 | 211 | Fr.-HS [^] | Louisburg, Kan. | Louisburg | |
| 43 | Luis Rodriguez | K/P | 6-1 | 200 | So.-TR [^] | Sylmar, Calif. | Verdugo Hills | College of the Canyons |
| 44 | Tobi Osunsanmi | DE | 6-3 | 250 | Jr.-3L | Wichita, Kan. | Wichita East | |
| 45 | Austin Romaine | LB | 6-2 | 245 | Jr.-2L | Hillsboro, Mo. | Hillsboro | |
| 46 | Darien Whitaker Jr. | LB | 6-3 | 244 | Fr.-HS [^] | Baltimore, Md. | Boys Town [NE] | |



| NO | NAME | POS | HT | WT | YR-EX | HOMETOWN | HIGH SCHOOL | LAST COLLEGE(S) |
|------|------------------------|-----|-----|-----|---------------------|---------------------|---------------------------|-----------------------|
| 47 | Cody Stufflebean | DE | 6-4 | 260 | Sr.-3L [^] | McPherson, Kan. | McPherson | |
| 48 | Zach Wittenberg | LB | 6-2 | 221 | Sr.-2L | El Dorado, Kan. | El Dorado | Butler CC |
| 49 | Maguire Richman | LB | 6-1 | 219 | Fr.-HS [^] | Leawood, Kan. | Blue Valley | |
| 50 | Brock Heath | OL | 6-5 | 272 | Fr.-HS [^] | Overland Park, Kan. | Blue Valley Northwest | |
| 52 | Ryan Davis | DE | 6-4 | 252 | So.-1L | Phoenix, Ariz. | Sandra Day O'Connor | |
| 53 | Drake Bequeaith | OL | 6-6 | 294 | Jr.-2L | Colleyville, Texas | Grapevine | |
| 54 | JB Nelson | OL | 6-5 | 325 | Sr.-TR | Pittsburgh, Pa. | Mount Lebanon | Lackawanna/Penn State |
| 55 # | Malcolm Alcorn-Crowder | DT | 6-6 | 305 | Jr.-SQ | Brockton, Mass. | Whitman-Hanson Regional | Butler CC |
| 55 # | Kyle Rakers | OL | 6-3 | 294 | Fr.-RS | Norwalk, Iowa | Dowling Catholic | |
| 56 # | Damian Ilalio | DT | 6-2 | 300 | Sr.-3L | Manhattan, Kan. | Manhattan | |
| 56 # | Andrew Leingang | OL | 6-6 | 304 | Sr.-3L | Bismarck, N.D. | Century | |
| 57 | Beau Palmer | LB | 6-2 | 226 | Sr.-3L | Overland Park, Kan. | Blue Valley | |
| 58 | Will Kemna | OL | 6-4 | 268 | Fr.-HS [^] | Eldon, Mo. | Helias | |
| 59 | George Fitzpatrick | OL | 6-6 | 309 | Jr.-TR | Englewood, Colo. | Cherry Creek | Ohio State |
| 64 | Navarro Schunke | OL | 6-6 | 323 | Fr.-RS | Brandon, S.D. | Brandon Valley | |
| 66 | Michael Capria | OL | 6-2 | 295 | Jr.-1L | Kansas City, Mo. | Liberty | |
| 68 | Joe Vickers | OL | 6-6 | 291 | So.-SQ | DeWitt, Iowa | Central DeWitt | |
| 69 | Taylor Poitier | OL | 6-3 | 302 | Sr.-3L | Kansas City, Kan. | Bishop Miede | |
| 70 | Gus Hawkins | OL | 6-7 | 314 | Fr.-RS | Shawnee, Kan. | Mill Valley | |
| 71 | Dylan Villarouel | OL | 6-3 | 315 | Fr.-HS [^] | Cumming, Ga. | North Forsyth | |
| 72 | Ryan Howard | OL | 6-7 | 297 | Fr.-RS | Downingtown, Pa. | Downingtown West | |
| 73 | Kaedin Massey | OL | 6-8 | 315 | Fr.-RS | Lyndon, Kan. | Lyndon | |
| 74 | Terrence Enos Jr. | OL | 6-5 | 310 | Sr.-TR | Redford, Mich. | Cass Technical | Pittsburgh |
| 75 # | Holden Bass | DT | 6-3 | 295 | Fr.-RS | Seneca, Kan. | Nemaha Central | |
| 75 # | Sam Hecht | OL | 6-4 | 300 | Sr.-3L | Shawnee, Kan. | Mill Valley | |
| 77 | Amos Talalele | OL | 6-4 | 375 | So.-TR | Santa Clara, Calif. | Santa Clara | USC |
| 78 | John Pastore | OL | 6-6 | 300 | Jr.-1L | Erie, Colo. | Erie | |
| 79 | Devin Vass | OL | 6-6 | 308 | So.-SQ | Bartow, Fla. | Lakeland | |
| 80 | Will Anciaux | TE | 6-6 | 250 | So.-1L | Wichita, Kan. | Kapaun Mt. Carmel | |
| 81 | Andrew Metzger | TE | 6-5 | 243 | So.-1L | Aurora, Colo. | Regis Jesuit | |
| 82 | Justin Stephens | WR | 6-2 | 198 | Jr.-TR [^] | Wichita, Kan. | Maize | Butler CC |
| 83 | Will Swanson | TE | 6-5 | 244 | Sr.-4L [^] | Papillion, Neb. | La Vista South | |
| 84 | Isaac Koch | WR | 6-1 | 198 | Jr.-2L | Olathe, Kan. | Rockhurst [Mo.] | |
| 85 | Larry Porter IV | WR | 6-1 | 195 | Fr.-HS [^] | Kansas City, Mo. | Raytown | |
| 86 | Garrett Oakley | TE | 6-5 | 248 | Jr.-2L | Columbus, Neb. | Scotus Central Catholic | |
| 87 | Brayden Loftin | TE | 6-5 | 230 | Jr.-2L | Omaha, Neb. | Lewis Central [IA] | |
| 88 | Caleb Medford | WR | 6-0 | 211 | Sr.-TR | Henderson, Texas | Henderson | TCU/New Mexico |
| 90 | Brad Stanyer | DE | 6-5 | 271 | Fr.-HS [^] | Grapevine, Texas | Grapevine | |
| 91 | Jordan Allen | DE | 6-4 | 262 | So.-1L | Olathe, Kan. | Olathe South | |
| 92 | Truman Griffith | DE | 6-2 | 261 | Fr.-RS | Shawnee, Kan. | Mill Valley | |
| 93 | Asher Tomaszewski | DT | 6-4 | 296 | So.-1L | Schererville, Ind. | Mount Carmel [IL] | |
| 95 | Patrick Tackie | DT | 6-3 | 298 | Jr.-TR [^] | Bronx, N.Y. | A. Philip Randolph Campus | Hinds CC |
| 96 | Leyton Simmering | K | 6-0 | 173 | Jr.-SQ | Rosemount, Minn. | Rosemount | |
| 99 | Uso Seumalo | DT | 6-3 | 340 | Sr.-3L [^] | Maunaloa, Hawai'i | Molokai | Garden City CC |

NOTE: Kansas State elected to advance players' classification even though the 2020 season did not affect eligibility. Those that wish to take advantage of the extra year will be listed as a senior again after their original eligibility would have been exhausted.

Duplicate Number | ^ Redshirt Available | Roster as of September 3, 2025

PRONUNCIATIONS

PLAYERS

Will **ANCAUX**ann-SEE-OH
 Callen BartaCAL-in
 Drake **BEQUEAITH**BECK-with
 Mikey **BERGERON**BUR-zhr-on
 Jerand BradleyJER-un
 Michael **CAPRIA**cuh-PREE-ah
 Jemyri Davisjuh-MY-ree
 Jet **DINEEN**duh-NEEN
 Amariion Fortenberryuh-MAR-ee-on
 Jack **FABRIS**FAB-ris
 Damian **ILALIO**EE-lah-LEE-oh
 Jacob **KNUTH**kah-NOOTH
 Isaac **KOCH**COOK
 Andrew **LEINGANG**LANE-gang

Adonis **MOISE**uh-DON-us mo-EES
 ASA NewsomACE-uh
 Bryce **NOERNBERG**NOR-en-berg
 Chiddi ObiazorCHEE-dee oh-bee-EYE-zor
 Mason **OLGUIN**ole-GREEN
 Tobi **OSUNSANMI**oh-sun-SAH-me
 John **PASTORE**pass-TOR-ee
 Taylor **POITIER**por-tee-AY (long A)
 Kyle **RAKERS**ROCK-ers
 Devon Riceduh-VON
 Zashon RichZAY-shawn
 Austin **ROMAINE**roe-MANE
 Sawyer **SCHILKE**shul-KEY
 Navarro **SCHUNKE**shun-KEY
 USO **SEUMALO**OO-soh SAY-oh-MALL-oh

Jacques Spradley-Dempsjuh-QWEEES
 Brad **STANYER**STAN-yur
 Amos **TALALELE**AIM-is tah-lah-LAY-lay
 Kaniyal Thomaskuh-NYE-gel
 Jaron Tibbsjuh-RON
 Asher **TOMASZEWSKI**tom-uh-ZOO-ski
 Rex **VAN WYHE**VAN WHY
 Dylan **VILLAROUEL**VILL-uh-rul

COACHES

Chris **KLIEMAN**KLY-men
 Brian **LEPAK**luh-PACK
 Steve **STANARD**STAN-urd
 Mike **TUIASOSOPU**TWO-ee-AH-so-SO-po

ALPHABETICAL

| NO | NAME | POS |
|----|------------------------|-----|
| 88 | Caleb Medford | WR |
| 81 | Andrew Metzger | TE |
| 31 | Dominic Mitchell | S |
| 17 | Adonis Moise | WR |
| 41 | Ashton Moore | LB |
| 6 | Qua Moss | S |
| 54 | JB Nelson | OL |
| 23 | Asa Newsom | LB |
| 21 | Bryce Noernberg | WR |
| 86 | Garrett Oakley | TE |
| 8 | Chiddi Obiazor | DE |
| 16 | Mason Olguin | LS |
| 20 | Ralph Ortiz | LB |
| 44 | Tobi Osunsanmi | DE |
| 57 | Beau Palmer | LB |
| 78 | John Pastore | OL |
| 27 | Cub Patton | P/K |
| 7 | VJ Payne | S |
| 69 | Taylor Poitier | OL |
| 34 | Weston Polk | LB |
| 85 | Larry Porter IV | WR |
| 35 | Gabe Powers | LB |
| 24 | JB Price | RB |
| 32 | Des Purnell | LB |
| 55 | Kyle Rakers | OL |
| 23 | DeVon Rice | RB |
| 25 | Zashon Rich | CB |
| 49 | Maguire Richman | LB |
| 43 | Luis Rodriguez | K/P |
| 45 | Austin Romaine | LB |
| 1 | Jayden Rowe | CB |
| 26 | Sawyer Schilke | LB |
| 64 | Navarro Schunke | OL |
| 21 | JoJo Scott | CB |
| 99 | Uso Seumalo | DT |
| 96 | Leyton Simmering | K |
| 9 | Jacques Spradley-Demps | WR |
| 90 | Brad Stanyer | DE |
| 82 | Justin Stephens | WR |
| 12 | Serious Stinyard | CB |
| 47 | Cody Stufflebean | DE |
| 83 | Will Swanson | TE |
| 95 | Patrick Tackie | DT |
| 77 | Amos Talalele | OL |
| 29 | Kaniyal Thomas | CB |
| 12 | Jaron Tibbs | WR |
| 93 | Asher Tomaszewski | DT |
| 28 | Rex Van Wyhe | LB |
| 79 | Devin Vass | OL |
| 68 | Joe Vickers | OL |
| 71 | Dylan Villarouel | OL |
| 27 | Ben Wheeler | WR |
| 46 | Darien Whitaker Jr. | LB |
| 48 | Zach Wittenberg | LB |



HOW THE 2025 WILDCATS WERE BUILT

| YEAR | HIGH SCHOOL | | CC TRANSFERS | TRANSFERS |
|------|---|---|--|--|
| 2019 | OL Taylor Poitier (Bishop Miege) | | | |
| 2020 | LB Beau Palmer (Blue Valley) DE Cody Stufflebean (McPherson) TE Will Swanson (La Vista South) | | | |
| 2021 | OL Sam Hecht (Mill Valley) DT Damian Ilalio (Manhattan) OL Andrew Leingang (Century) LB Des Purnell (Hayden) | | | |
| 2022 | OL Drake Bequeaith (Grapevine) OL Michael Capria (Liberty) S Jet Dineen (Free State) WR Isaac Koch (Rockhurst) WR Sterling Lockett (Blue Valley) TE Brayden Loftin (Lewis Central) | CB Colby McCalister (Clear Brook) TE Garrett Oakley (Scotus Central Catholic) DE Tobì Osunsanmi (Wichita East) OL John Pastore (Erie) S VJ Payne (Buford) K Leyton Simmering (Rosemount) | CB Justice Clemons (Tyler JC) LS Mason Olguin (Dodge City CC) DT Uso Seumalo (Garden City CC) LB Zach Wittenberg (Butler CC) | |
| 2023 | DE Jordan Allen (Olathe South) TE Will Anciaux (Kapaun Mt. Carmel) S Mikey Bergeron (Mill Valley) WR Jayce Brown (Choctawhatchee) P/K Teagan Cobb (Rose Hill) DE Ryan Davis (Sandra Day O'Connor) S Jack Fabris (North Oconee) S Wesley Fair (Wichita Collegiate) WR Garrett Harstad (Loveland) RB Joe Jackson (Ridge Community) | QB Avery Johnson (Maize) P/K Simon McClannan (Millard South) CB Donovan McIntosh (St. Mary's) TE Andrew Metzger (Regis Jesuit) LB Asa Newsom (Waverly-Shell Rock) DE Chiddi Obiazor (Eden Prairie) LB Austin Romaine (Hillsboro) CB Kanijal Thomas (Del City) DT Asher Tomaszewski (Mount Carmel) OL Devin Vass (Lakeland) | S Daniel Cobbs (Tyler JC) LB Rex Van Wyhe (Iowa Central CC) | QB Jacob Knuth (Minnesota) |
| 2024 | QB Blake Barnett (Erie) DT Holden Bass (Nemaha Central) WR Callen Barta (Seaman) DE Truman Griffith (Mill Valley) OL Gus Hawkins (Mill Valley) OL Ryan Howard (Downingtown West) QB Hudson Hutcheson (Frenship) LS Andrew Johnson (Lincoln Christian) OL Kaedin Massey (Lyndon) | WR Bryce Noernberg (Olathe South) RB JB Price (Blue Valley) OL Kyle Rakers (Dowling Catholic) RB DeVon Rice (Bishop Gorman) CB Zashon Rich (North Central) OL Navarro Schunke (Brandon Valley) WR Jacques Spradley-Demps (Weiss) OL Joe Vickers (Central DeWitt) WR Ben Wheeler (St. James Academy) | DT Malcolm Alcorn-Crowder (Butler CC) | DE Travis Bates (Austin Peay) RB Dylan Edwards (Colorado) |
| 2025 | S Jace Adler (Andover Central) S Logan Bartley (First Baptist Academy) S RJ Collins (Staley) TE Linkon Cure (Goodland) QB Dillon Duff (De Smet Jesuit) RB Monterrio Elston Jr. (Parkview Magnet) OL Brock Heath (Blue Valley Northwest) CB Martel Jackson (Derby) OL Will Kemna (Helias) DE Dalton Knapp (All Saints Episcopal) S Dominic Mitchell (Brophy College Prep) WR Adonis Moise (IMG Academy) | LB Ashton Moore (Louisburg) K/P Cub Patton (Lubbock Cooper) LB Weston Polk (Coppell) WR Larry Porter IV (Raytown) LB Maguire Richman (Blue Valley) LB Sawyer Schilke (Kearney) CB JoJo Scott (Victory Christian Academy) DE Brad Stanyer (Grapevine) CB Serious Stinyard (Gaither) OL Dylan Villarouel (North Forsyth) LB Darien Whitaker Jr. (Boys Town) | WR Jemyri Davis (Trinity Valley CC) K Luis Rodriguez (College of the Canyons) WR Justin Stephens (Butler CC) DT Patrick Tackie (Hinds CC) | WR Jerand Bradley (Texas Tech/Boston College) OL Terrence Enos Jr. (Pittsburgh) OL George Fitzpatrick (Ohio State) CB Amarion Fortenberry (South Alabama) S Gunner Maldonado (Northwestern/Arizona) RB Antonio Martin Jr. (Southeastern Louisiana) WR Caleb Medford (TCU/New Mexico) S Qua Moss (West Georgia) OL JB Nelson (Penn State) LB Ralph Ortiz (West Florida) LB Gabe Powers (Ohio State) CB Jayden Rowe (Oklahoma) OL Amos Talalele (USC) WR Jaron Tibbs (Purdue) |



OFFENSIVE CAREER STARTS

| PLAYER (Pos.) | '20/'21 | '22 | '23 | '24 | '25 | TOT |
|--------------------------------|---------|-----|-----|-----|-----|-----|
| Jerand Bradley* (WR) | 1 | 9 | 9 | 1 | 3 | 23 |
| Jayce Brown (WR) | — | — | 6 | 12 | 3 | 21 |
| Taylor Poitier (OL) | 2/— | 1 | 0 | 13 | 4 | 20 |
| Avery Johnson (QB) | — | — | 2 | 13 | 4 | 19 |
| Sam Hecht (OL) | — | 0 | 0 | 13 | 4 | 17 |
| Caleb Medford (WR) | 0 | 0 | 8 | 6 | 0 | 14 |
| Jaron Tibbs® (WR) | — | — | 1 | 10 | 3 | 14 |
| Dylan Edwards® (RB) | — | — | 6 | 6 | 1 | 13 |
| Garrett Oakley (TE) | — | — | 2 | 9 | 2 | 13 |
| JB Nelson* (OL) | — | 0 | 8 | 0 | 2 | 10 |
| Will Swanson (TE) | 0 | 0 | 4 | 4 | 2 | 10 |
| Antonio Martin Jr.® (RB) | — | — | — | 9 | 0 | 9 |
| Terrence Enos Jr.‡ (OL) | 0 | 0 | 1 | 4 | 1 | 6 |
| Andrew Leingang (OL) | 0 | 0 | 0 | 2 | 4 | 6 |
| Will Anciaux (TE) | — | — | — | 1 | 3 | 4 |
| Joe Jackson (RB) | — | — | 0 | 1 | 3 | 4 |
| John Pastore (OL) | — | — | 0 | 0 | 4 | 4 |
| Gus Hawkins (OL) | — | — | — | 0 | 1 | 1 |
| Brayden Loftin (TE) | — | — | 0 | 1 | 0 | 1 |
| Amos Talalele® (OL) | — | — | 0 | 1 | 0 | 1 |

* 2021-23 at Texas Tech; 2024 at Boston College

† 2023 at Colorado

‡ 2023-24 at Purdue

§ 2024 at Southeastern Louisiana

¶ 2022-24 at Penn State

§ 2021-24 at Pittsburgh

® 2023-24 at USC

DEFENSIVE CAREER STARTS

| PLAYER (Pos.) | '20/'21 | '22 | '23 | '24 | '25 | TOT |
|---------------------------------|---------|-----|-----|-----|-----|-----|
| VJ Payne (S) | — | 4 | 13 | 13 | 4 | 34 |
| Gunner Maldonado* (S) | 0/6 | 9 | 12 | 4 | 0 | 31 |
| Des Purnell (LB) | — | 1 | 13 | 12 | 4 | 30 |
| Ralph Ortiz† (LB) | — | — | 11 | 10 | 0 | 21 |
| Austin Romaine (LB) | — | — | 5 | 12 | 4 | 21 |
| Damian Ilallo (DT) | — | 0 | 3 | 13 | 4 | 20 |
| Cody Stufflebean (DE) | 0 | 0 | 0 | 13 | 4 | 17 |
| Qua Moss® (S) | — | — | — | 11 | 4 | 15 |
| Uso Seumalo (DT) | — | 0 | 10 | 0 | 1 | 11 |
| Travis Bates® (DE) | — | — | 9 | 0 | 0 | 9 |
| Amarion Fortenberry* (CB) | — | — | — | 8 | 0 | 8 |
| Colby McCalister (S) | — | — | 2 | 3 | 0 | 5 |
| Chiddi Obiazor (DE) | — | — | 0 | 1 | 4 | 5 |
| Wesley Fair (S) | — | — | 0 | 0 | 4 | 4 |
| Zashon Rich (CB) | — | — | — | 0 | 4 | 4 |
| Justice Clemons (CB) | — | — | 0 | 3 | 0 | 3 |
| Donovan McIntosh (CB) | — | — | — | 0 | 3 | 3 |
| Tobi Osunsanmi (DE) | — | 0 | 0 | 0 | 3 | 3 |
| Jack Fabris (S) | — | — | 0 | 2 | 0 | 2 |
| Beau Palmer (LB) | 0/0 | 0 | 2 | 0 | 0 | 2 |
| Gabe Powers‡ (LB) | — | 0 | 0 | 0 | 1 | 1 |

* 2020 at Northwestern; 2021-24 at Arizona

† 2022-24 at West Florida

‡ 2024 at West Georgia

§ 2023 at Austin Peay

¶ 2024 at South Alabama

§ 2022-24 at Ohio State

CONSECUTIVE STARTS

| PLAYER (Pos.) | STARTS | PLAYER (Pos.) | STARTS |
|-----------------------------|--------|-----------------------------|--------|
| VJ Payne (S) | 33 | Chiddi Obiazor (DE) | 4 |
| Damian Ilallo (DT) | 19 | John Pastore (OL) | 4 |
| Avery Johnson (QB) | 18 | Zashon Rich (CB) | 4 |
| Sam Hecht (OL) | 17 | Jayce Brown (WR) | 3 |
| Taylor Poitier (OL) | 17 | Will Anciaux (TE) | 2 |
| Cody Stufflebean (DE) | 17 | Dylan Edwards (RB) | 1 |
| Qua Moss (S) | 15 | Donovan McIntosh (CB) | 1 |
| Austin Romaine (LB) | 11 | JB Nelson (OL) | 1 |
| Des Purnell (LB) | 8 | Garrett Oakley (TE) | 1 |
| Andrew Leingang (OL) | 5 | Tobi Osunsanmi (DE) | 1 |
| Wesley Fair (S) | 4 | Jaron Tibbs (WR) | 1 |

OFFENSE

| | | | | | | |
|-----------|-------|----------------------|------|-----|--------|---|
| WR | 12 | Jaron Tibbs | 6-2 | 212 | Jr.-TR | Indianapolis, Ind. (Purdue Univ.) |
| | 14 | Jemyri Davis | 6-0 | 172 | Jr.-TR | Fort Worth, Texas (Trinity Valley CC) |
| TE | 86 | Garrett Oakley | 6-5 | 248 | Jr.-2L | Columbus, Neb. (Scotus Central Catholic) |
| | 87 | Brayden Loftin | 6-5 | 230 | Jr.-2L | Omaha, Neb. (Lewis Central [IA]) |
| | 0 | Linkon Cure | 6-5 | 245 | Fr.-HS | Goodland, Kan. (Goodland) |
| LT | 78 | John Pastore | 6-6 | 300 | Jr.-1L | Erie, Colo. (Erie) |
| | 53 | Drake Bequeaith | 6-6 | 294 | Jr.-2L | Colleyville, Texas (Grapevine) |
| LG | 69 | Taylor Poitier | 6-3 | 302 | Sr.-3L | Kansas City, Kan. (Bishop Miege) |
| | 79 | Devin Vass | 6-6 | 308 | So.-SQ | Bartow, Fla. (Lakeland) |
| C | 75 | Sam Hecht | 6-4 | 300 | Sr.-3L | Shawnee, Kan. (Mill Valley) |
| | 55 | Kyle Rakers | 6-3 | 294 | Fr.-RS | Norwalk, Iowa (Dowling Catholic) |
| RG | 54 | JB Nelson | 6-5 | 325 | Sr.-TR | Pittsburgh, Pa. (Penn State Univ.) |
| | or 56 | Andrew Leingang | 6-6 | 304 | Sr.-3L | Bismarck, N.D. (Century) |
| RT | 74 | Terrence Enos Jr. | 6-5 | 310 | Sr.-TR | Redford, Mich. (Univ. of Pittsburgh) |
| | 70 | Gus Hawkins | 6-7 | 314 | Fr.-RS | Shawnee, Kan. (Mill Valley) |
| TE | 83 | Will Swanson | 6-5 | 244 | Sr.-4L | Papillion, Neb. (La Vista South) |
| | 80 | Will Anciaux | 6-6 | 250 | So.-1L | Wichita, Kan. (Kapaun Mt. Carmel) |
| | 81 | Andrew Metzger | 6-5 | 243 | So.-1L | Aurora, Colo. (Regis Jesuit) |
| QB | 2 | Avery Johnson | 6-3 | 196 | Jr.-2L | Wichita, Kan. (Maize) |
| | 7 | Jacob Knuth | 6-4 | 219 | Jr.-SQ | Sioux Falls, S.D. (Univ. of Minnesota) |
| | or 10 | Dillon Duff | 6-1 | 207 | Fr.-HS | St. Louis, Mo. (De Smet Jesuit) |
| | or 13 | Blake Barnett | 6-1 | 220 | Fr.-RS | Erie, Colo. (Erie) |
| RB | 3 | Dylan Edwards | 5-9 | 175 | Jr.-1L | Derby, Kan. (Univ. of Colorado) |
| | 23 | DeVon Rice | 5-9 | 182 | Fr.-RS | Las Vegas, Nev. (Bishop Gorman) |
| | 31 | Monterrio Elston Jr. | 5-7 | 188 | Fr.-HS | Little Rock, Ark. (Parkview Magnet) |
| RB | 4 | Joe Jackson | 6-0 | 212 | So.-1L | Haines City, Fla. (Ridge Community) |
| | 24 | JB Price | 5-10 | 196 | Fr.-RS | Overland Park, Kan. (Blue Valley) |
| | 22 | Antonio Martin Jr. | 5-9 | 222 | Jr.-TR | Atlanta, Ga. (Southeastern Louisiana Univ.) |
| WR | 1 | Jayce Brown | 6-0 | 179 | Jr.-2L | Fort Walton Beach, Fla. (Choctawhatchee) |
| | 6 | Sterling Lockett | 5-10 | 169 | Jr.-1L | Leawood, Kan. (Blue Valley) |
| WR | 5 | Jerand Bradley | 6-5 | 223 | Sr.-TR | DeSoto, Texas (Boston College) |
| | 17 | Adonis Moise | 5-10 | 187 | Fr.-HS | Bradenton, Fla. (IMG Academy) |
| | or 88 | Caleb Medford | 6-0 | 211 | Sr.-TR | Henderson, Texas (Univ. of New Mexico) |

























DEFENSE

| | | | | | | |
|-------------|-------|------------------------|------|-----|--------|--|
| BUCK | 44 | Tobi Osunsanmi | 6-3 | 250 | Jr.-3L | Wichita, Kan. (Wichita East) |
| | 52 | Ryan Davis | 6-4 | 252 | So.-1L | Phoenix, Ariz. (Sandra Day O'Connor) |
| | 91 | Jordan Allen | 6-4 | 262 | So.-1L | Olathe, Kan. (Olathe South) |
| NT | 56 | Damian Ilallo | 6-2 | 300 | Sr.-3L | Manhattan, Kan. (Manhattan) |
| | 99 | Uso Seumalo | 6-3 | 340 | Sr.-3L | Maunaloa, Hawaii (Garden City CC) |
| | 75 | Holden Bass | 6-3 | 295 | Fr.-RS | Seneca, Kan. (Nemaha Central) |
| DE | 47 | Cody Stufflebean | 6-4 | 260 | Sr.-3L | McPherson, Kan. (McPherson) |
| | or 39 | Travis Bates | 6-3 | 269 | Jr.-1L | Tomball, Texas (Austin Peay State Univ.) |
| DE | 8 | Chiddi Obiazor | 6-6 | 275 | So.-2L | Eden Prairie, Minn. (Eden Prairie) |
| | 55 | Malcolm Alcorn-Crowder | 6-6 | 305 | Jr.-SQ | Brockton, Mass. (Butler CC) |
| WLB | 32 | Des Purnell | 6-0 | 232 | Sr.-3L | Topeka, Kan. (Hayden) |
| | 35 | Gabe Powers | 6-3 | 237 | Jr.-TR | Marysville, Ohio (Ohio State Univ.) |
| MLB | 45 | Austin Romaine | 6-2 | 245 | Jr.-2L | Hillsboro, Mo. (Hillsboro) |
| | 28 | Rex Van Wyhe | 6-5 | 236 | Jr.-1L | Rock Rapids, Iowa (Iowa Central CC) |
| | 57 | Beau Palmer | 6-2 | 226 | Sr.-3L | Overland Park, Kan. (Blue Valley) |
| STAR | 6 | Qua Moss | 5-10 | 185 | Jr.-TR | West Point, Ga. (Univ. of West Georgia) |
| | 4 | Daniel Cobbs | 5-10 | 190 | Jr.-2L | Fort Worth, Texas (Tyler JC) |
| | 29 | Kanijal Thomas | 5-11 | 186 | So.-1L | Del City, Okla. (Del City) |
| | 25 | Zashon Rich | 6-1 | 209 | So.-1L | Minneapolis, Minn. (North Community) |
| CB | or 1 | Amarion Fortenberry | 5-10 | 178 | So.-TR | Columbia, Miss. (Univ. of South Alabama) |
| | 1 | Jayden Rowe | 6-1 | 227 | Jr.-TR | Tulsa, Okla. (Univ. of Oklahoma) |
| SS | 7 | VJ Payne | 6-3 | 208 | Sr.-3L | Gainesville, Ga. (Buford) |
| | 18 | Wesley Fair | 6-1 | 200 | So.-1L | Wichita, Kan. (Wichita Collegiate) |
| | 17 | Mikey Bergeron | 6-2 | 202 | So.-1L | Shawnee, Kan. (Mill Valley) |
| FS | 18 | Wesley Fair | 6-1 | 200 | So.-1L | Wichita, Kan. (Wichita Collegiate) |
| | or 10 | Logan Bartley | 6-1 | 213 | Fr.-HS | Naples, Fla. (First Baptist Academy) |
| | 3 | Gunner Maldonado | 5-11 | 193 | Sr.-TR | Chandler, Ariz. (Univ. of Arizona) |
| CB | 9 | Donovan McIntosh | 6-3 | 194 | So.-1L | St. Louis, Mo. (St. Mary's) |
| | 5 | Justice Clemons | 5-10 | 200 | Sr.-2L | West Columbia, Texas (Tyler JC) |
















SPECIALISTS

| | | | | | | |
|------------|-------|------------------|------|-----|--------|--|
| FG | 43 | Luis Rodriguez | 6-1 | 200 | So.-TR | Sylmar, Calif. (College of the Canyons) |
| | 30 | Teagan Cobb | 6-2 | 218 | So.-SQ | Rose Hill, Kan. (Rose Hill) |
| HLD | 8 | Simon McClannan | 5-11 | 190 | So.-1L | Omaha, Neb. (Millard South) |
| | 30 | Teagan Cobb | 6-2 | 218 | So.-SQ | Rose Hill, Kan. (Rose Hill) |
| SNP | 16 | Mason Olguin | 6-1 | 230 | Sr.-1L | Edmond, Okla. (Dodge City CC) |
| | 33 | Andrew Johnson | 6-1 | 228 | So.-SQ | Lincoln, Neb. (Lincoln Christian School) |
| P | 8 | Simon McClannan | 5-11 | 190 | So.-1L | Omaha, Neb. (Millard South) |
| | 30 | Teagan Cobb | 6-2 | 218 | So.-SQ | Rose Hill, Kan. (Rose Hill) |
| KO | 8 | Simon McClannan | 5-11 | 190 | So.-1L | Omaha, Neb. (Millard South) |
| | 43 | Luis Rodriguez | 6-1 | 200 | So.-TR | Sylmar, Calif. (College of the Canyons) |
| | or 30 | Teagan Cobb | 6-2 | 218 | So.-SQ | Rose Hill, Kan. (Rose Hill) |
| KR | 3 | Dylan Edwards | 5-9 | 175 | Jr.-1L | Derby, Kan. (Univ. of Colorado) |
| | 21 | Bryce Noernberg | 5-10 | 170 | Fr.-RS | Olathe, Kan. (Olathe South) |
| | or 23 | DeVon Rice | 5-9 | 182 | Fr.-RS | Las Vegas, Nev. (Bishop Gorman) |
| PR | 3 | Dylan Edwards | 5-9 | 175 | Jr.-1L | Derby, Kan. (Univ. of Colorado) |
| | 6 | Sterling Lockett | 5-10 | 169 | Jr.-1L | Leawood, Kan. (Blue Valley) |



















| WR |  | #12 Jaron (juh-RON) Tibbs 6-2, 212, Jr.-TR Indianapolis, Ind. (Purdue Univ.) | <ul style="list-style-type: none">LAST GAME: 1 rec, 6 yds at Arizona (9/12/25)Had a TD catch of at least 30 yds vs. both North Dakota and Army.Transferred prior to spring practices from Purdue where he played in 20 games with 11 starts. | <table><tr><th>Year</th><th>Rec.</th><th>Yds.</th><th>Avg</th><th>TD</th><th>LG</th></tr><tr><td>2025</td><td>13</td><td>157</td><td>12.1</td><td>2</td><td>32</td></tr><tr><td>CAR</td><td>43</td><td>504</td><td>11.7</td><td>4</td><td>38</td></tr></table> <div>Car. Highs: Rec: 5; Yds: 73; TD: 1</div> <div>2023-24 at Purdue</div> | Year | Rec. | Yds. | Avg | TD | LG | 2025 | 13 | 157 | 12.1 | 2 | 32 | CAR | 43 | 504 | 11.7 | 4 | 38 |
|---|---|--|---|--|---------|---------|------|--------|--------|-------|--------|------|------|------|-----|---------|------|-------|-------|------|----|----|
| | Year | Rec. | Yds. | Avg | TD | LG | | | | | | | | | | | | | | | | |
| 2025 | 13 | 157 | 12.1 | 2 | 32 | | | | | | | | | | | | | | | | | |
| CAR | 43 | 504 | 11.7 | 4 | 38 | | | | | | | | | | | | | | | | | |
|  | #14 Jemyri (juh-MY-ree) Davis 6-0, 172, Jr.-TR Fort Worth, Texas (Trinity Valley CC) | <ul style="list-style-type: none">LAST GAME: 1 rec, 3 yds at Arizona (9/12/25)Rated the 25th-best overall community-college prospect in the Class of 2025 by ESPN.Had 30 catches for 536 yards and 6 TDs in 2024 at Trinity Valley CC. | <table><tr><th>Year</th><th>Rec.</th><th>Yds.</th><th>Avg</th><th>TD</th><th>LG</th></tr><tr><td>2025</td><td>2</td><td>8</td><td>4.0</td><td>0</td><td>5</td></tr><tr><td>CAR</td><td>2</td><td>8</td><td>4.0</td><td>0</td><td>5</td></tr></table> <div>Car. Highs: Rec: 1; Yds: 5</div> | Year | Rec. | Yds. | Avg | TD | LG | 2025 | 2 | 8 | 4.0 | 0 | 5 | CAR | 2 | 8 | 4.0 | 0 | 5 | |
| Year | Rec. | Yds. | Avg | TD | LG | | | | | | | | | | | | | | | | | |
| 2025 | 2 | 8 | 4.0 | 0 | 5 | | | | | | | | | | | | | | | | | |
| CAR | 2 | 8 | 4.0 | 0 | 5 | | | | | | | | | | | | | | | | | |
| TE |  | #86 Garrett Oakley 6-5, 248, Jr.-2L Columbus, Neb. (Scotus Central Catholic) | <ul style="list-style-type: none">LAST GAME: 4 rec, 6 yds at Arizona (9/12/25)Ranks 3rd in school history in career TD catches by a TE.Needs 5 receptions to tie for 5th in school history for career catches by a TE. | <table><tr><th>Year</th><th>Rec.</th><th>Yds.</th><th>Avg</th><th>TD</th><th>LG</th></tr><tr><td>2025</td><td>12</td><td>110</td><td>9.2</td><td>0</td><td>24</td></tr><tr><td>CAR</td><td>45</td><td>500</td><td>11.1</td><td>7</td><td>28</td></tr></table> <div>Car. Highs: Rec: 4; Yds: 78; TD: 1</div> | Year | Rec. | Yds. | Avg | TD | LG | 2025 | 12 | 110 | 9.2 | 0 | 24 | CAR | 45 | 500 | 11.1 | 7 | 28 |
| | Year | Rec. | Yds. | Avg | TD | LG | | | | | | | | | | | | | | | | |
| 2025 | 12 | 110 | 9.2 | 0 | 24 | | | | | | | | | | | | | | | | | |
| CAR | 45 | 500 | 11.1 | 7 | 28 | | | | | | | | | | | | | | | | | |
|  | #87 Brayden Loftin 6-5, 230, Jr.-2L Omaha, Neb. (Lewis Central [IA]) | <ul style="list-style-type: none">LAST GAME: Played at Arizona (9/12/25); No statsPlayed in 10 games last year with his first-career start at BYU.His first-career catch went for a 23-yd TD last year vs. UT Martin. | <table><tr><th>Year</th><th>Rec.</th><th>Yds.</th><th>Avg</th><th>TD</th><th>LG</th></tr><tr><td>2025</td><td>3</td><td>31</td><td>10.3</td><td>0</td><td>18</td></tr><tr><td>CAR</td><td>14</td><td>156</td><td>11.1</td><td>2</td><td>23</td></tr></table> <div>Car. Highs: Rec: 3; Yds: 45; TD: 1</div> | Year | Rec. | Yds. | Avg | TD | LG | 2025 | 3 | 31 | 10.3 | 0 | 18 | CAR | 14 | 156 | 11.1 | 2 | 23 | |
| Year | Rec. | Yds. | Avg | TD | LG | | | | | | | | | | | | | | | | | |
| 2025 | 3 | 31 | 10.3 | 0 | 18 | | | | | | | | | | | | | | | | | |
| CAR | 14 | 156 | 11.1 | 2 | 23 | | | | | | | | | | | | | | | | | |
| LT |  | #78 John Pastore (pass-TOR-ee) 6-6, 300, Jr.-1L Erie, Colo. (Erie) | <ul style="list-style-type: none">Has earned his first 4 career starts this season.Saw time in 9 games a year ago, playing on 114 offensive snaps.Prepped at the same HS as current K-State QB Blake Barnett. | <table><tr><th>Year</th><th>GP/GS</th></tr><tr><td>2025</td><td>4/4</td></tr><tr><td>CAR</td><td>14/4</td></tr></table> | Year | GP/GS | 2025 | 4/4 | CAR | 14/4 | | | | | | | | | | | | |
| | Year | GP/GS | | | | | | | | | | | | | | | | | | | | |
| 2025 | 4/4 | | | | | | | | | | | | | | | | | | | | | |
| CAR | 14/4 | | | | | | | | | | | | | | | | | | | | | |
|  | #53 Drake Bequeaith (BECK-with) 6-6, 294, Jr.-2L Colleyville, Texas (Grapevine) | <ul style="list-style-type: none">Has played in each of the last 17 games on FG/XP protection.Saw time as a reserve OL last year vs. UT Martin, Oklahoma State, West Virginia and Cincinnati.Has earned Academic All-Big 12 honors each of the last 2 years. | <table><tr><th>Year</th><th>GP/GS</th></tr><tr><td>2025</td><td>4/0</td></tr><tr><td>CAR</td><td>21/0</td></tr></table> | Year | GP/GS | 2025 | 4/0 | CAR | 21/0 | | | | | | | | | | | | | |
| Year | GP/GS | | | | | | | | | | | | | | | | | | | | | |
| 2025 | 4/0 | | | | | | | | | | | | | | | | | | | | | |
| CAR | 21/0 | | | | | | | | | | | | | | | | | | | | | |
| LG |  | #69 Taylor Poitier (por-tee-AY [long AJ]) 6-3, 302, Sr.-3L Kansas City, Kan. (Bishop Miege) | <ul style="list-style-type: none">Started every game at RG last season before starting the first 4 games this year at LG.In his 7th season of college football after suffering season-ending injuries in both 2021 (preseason camp) and 2022 (first game).Voted a team captain for the 2025 season. | <table><tr><th>Year</th><th>GP/GS</th></tr><tr><td>2025</td><td>4/4</td></tr><tr><td>CAR</td><td>35/20</td></tr></table> | Year | GP/GS | 2025 | 4/4 | CAR | 35/20 | | | | | | | | | | | | |
| | Year | GP/GS | | | | | | | | | | | | | | | | | | | | |
| 2025 | 4/4 | | | | | | | | | | | | | | | | | | | | | |
| CAR | 35/20 | | | | | | | | | | | | | | | | | | | | | |
|  | #79 Devin Vass 6-6, 308, So.-SQ Bartow, Fla. (Lakeland) | <ul style="list-style-type: none">Has earned his first-career playing time this season, including as a reserve OL at Arizona.In his 3rd season in the program.Viewed as the 69th-best OT in the Class of 2023 by On3. | <table><tr><th>Year</th><th>GP/GS</th></tr><tr><td>2025</td><td>3/0</td></tr><tr><td>CAR</td><td>3/0</td></tr></table> | Year | GP/GS | 2025 | 3/0 | CAR | 3/0 | | | | | | | | | | | | | |
| Year | GP/GS | | | | | | | | | | | | | | | | | | | | | |
| 2025 | 3/0 | | | | | | | | | | | | | | | | | | | | | |
| CAR | 3/0 | | | | | | | | | | | | | | | | | | | | | |
| C |  | #75 Sam Hecht 6-4, 300, Sr.-3L Shawnee, Kan. (Mill Valley) | <ul style="list-style-type: none">On the 2025 watch lists for both the Outland Trophy and Rimington Trophy.Has started each of the last 17 games dating back to the 2024 season opener.Picked up All-Big 12 Second Team accolades from the league's coaches in 2024 after playing on a team-high 840 offensive snaps. | <table><tr><th>Year</th><th>GP/GS</th></tr><tr><td>2025</td><td>4/4</td></tr><tr><td>CAR</td><td>34/17</td></tr></table> | Year | GP/GS | 2025 | 4/4 | CAR | 34/17 | | | | | | | | | | | | |
| | Year | GP/GS | | | | | | | | | | | | | | | | | | | | |
| 2025 | 4/4 | | | | | | | | | | | | | | | | | | | | | |
| CAR | 34/17 | | | | | | | | | | | | | | | | | | | | | |
|  | #55 Kyle Rackers (ROCK-ers) 6-3, 294, Fr.-RS Norwalk, Iowa (Dowling Catholic) | <ul style="list-style-type: none">Redshirted the 2024 season as he seeks his first-career playing time.Rated the 71st-best offensive guard in the Class of 2024 by ESPN.Named to the <i>Des Moines Register</i> All-Iowa Elite Team among all classes as both a junior and a senior. | | | | | | | | | | | | | | | | | | | | |
| RG |  | #54 JB Nelson 6-5, 325, Sr.-TR Pittsburgh, Pa. (Penn State Univ.) | <ul style="list-style-type: none">Transferred to K-State after spending the previous 3 seasons at Penn State.Has started 2 games this season at RG.Earned All-Big Ten Honorable Mention accolades in 2023 after earning eight starts. | <table><tr><th>Year</th><th>GP/GS</th></tr><tr><td>2025</td><td>3/2</td></tr><tr><td>CAR</td><td>34/10</td></tr></table> | Year | GP/GS | 2025 | 3/2 | CAR | 34/10 | | | | | | | | | | | | |
| | Year | GP/GS | | | | | | | | | | | | | | | | | | | | |
| 2025 | 3/2 | | | | | | | | | | | | | | | | | | | | | |
| CAR | 34/10 | | | | | | | | | | | | | | | | | | | | | |
|  | #56 Andrew Leingang (LANE-gang) 6-6, 304, Sr.-3L Bismarck, N.D. (Century) | <ul style="list-style-type: none">Has started 2 games at RT and 2 games at RG this season.Has played in 31 career games with his first 2 career starts last year at RT vs. West Virginia and Rutgers.A versatile player who has seen time at LG (288 snaps), RT (257 snaps), RG (106 snaps) and LT (61 snaps) during his career. | <table><tr><th>Year</th><th>GP/GS</th></tr><tr><td>2025</td><td>4/4</td></tr><tr><td>CAR</td><td>31/6</td></tr></table> | Year | GP/GS | 2025 | 4/4 | CAR | 31/6 | | | | | | | | | | | | | |
| Year | GP/GS | | | | | | | | | | | | | | | | | | | | | |
| 2025 | 4/4 | | | | | | | | | | | | | | | | | | | | | |
| CAR | 31/6 | | | | | | | | | | | | | | | | | | | | | |
| RT |  | #74 Terrence Enos Jr. 6-5, 310, Sr.-TR Redford, Mich. (Univ. of Pittsburgh) | <ul style="list-style-type: none">Transferred to K-State after spending the previous 4 seasons at Pittsburgh.Played in 27 career games with 5 starts at Pitt, including a career-high 4 starts last year.Earned 2 starts at LT last year vs. Syracuse and SMU in addition to a start at RT vs. Toledo. | <table><tr><th>Year</th><th>GP/GS</th></tr><tr><td>2025</td><td>2/1</td></tr><tr><td>CAR</td><td>29/6</td></tr></table> | Year | GP/GS | 2025 | 2/1 | CAR | 29/6 | | | | | | | | | | | | |
| | Year | GP/GS | | | | | | | | | | | | | | | | | | | | |
| 2025 | 2/1 | | | | | | | | | | | | | | | | | | | | | |
| CAR | 29/6 | | | | | | | | | | | | | | | | | | | | | |
|  | #70 Gus Hawkins 6-7, 314, Fr.-RS Shawnee, Kan. (Mill Valley) | <ul style="list-style-type: none">Earned his first-career start when he began the Army game at RT.Saw his first-career action last year vs. Cincinnati – retaining his redshirt – and in the first 2 games of 2025.Regarded as the 52nd-best overall player in the Class of 2024 by On3, while the organization rated him the 6th-best OT. | <table><tr><th>Year</th><th>GP/GS</th></tr><tr><td>2025</td><td>4/1</td></tr><tr><td>CAR</td><td>5/1</td></tr></table> | Year | GP/GS | 2025 | 4/1 | CAR | 5/1 | | | | | | | | | | | | | |
| Year | GP/GS | | | | | | | | | | | | | | | | | | | | | |
| 2025 | 4/1 | | | | | | | | | | | | | | | | | | | | | |
| CAR | 5/1 | | | | | | | | | | | | | | | | | | | | | |
| TE |  | #83 Will Swanson 6-5, 244, Sr.-4L Papillion, Neb. (La Vista South) | <ul style="list-style-type: none">LAST GAME: 1 rec, 5 yds at Arizona (9/12/25)Set career highs in rec yds (46) and long catch (38) vs. North Dakota.An All-Big 12 performer in 2024 and Preseason All-Big 12 pick in 2025. | <table><tr><th>Year</th><th>Rec.</th><th>Yds.</th><th>Avg</th><th>TD</th><th>LG</th></tr><tr><td>2025</td><td>3</td><td>51</td><td>17.0</td><td>0</td><td>38</td></tr><tr><td>CAR</td><td>19</td><td>206</td><td>10.8</td><td>4</td><td>38</td></tr></table> <div>Car. Highs: Rec: 2; Yds: 46; TD: 1</div> | Year | Rec. | Yds. | Avg | TD | LG | 2025 | 3 | 51 | 17.0 | 0 | 38 | CAR | 19 | 206 | 10.8 | 4 | 38 |
| | Year | Rec. | Yds. | Avg | TD | LG | | | | | | | | | | | | | | | | |
| 2025 | 3 | 51 | 17.0 | 0 | 38 | | | | | | | | | | | | | | | | | |
| CAR | 19 | 206 | 10.8 | 4 | 38 | | | | | | | | | | | | | | | | | |
|  | #80 Will Anciaux (ann-SEE-OH) 6-6, 250, So.-1L Wichita, Kan. (Kapaun Mt. Carmel) | <ul style="list-style-type: none">LAST GAME: Started at Arizona (9/12/25); No statsSaw time in all 13 games a year ago with his first-career start vs. Kansas.Tied for 2nd nationally among freshmen TEs last year with 3 TD receptions. | <table><tr><th>Year</th><th>Rec.</th><th>Yds.</th><th>Avg</th><th>TD</th><th>LG</th></tr><tr><td>2025</td><td>1</td><td>1</td><td>1.0</td><td>0</td><td>1</td></tr><tr><td>CAR</td><td>8</td><td>63</td><td>7.9</td><td>3</td><td>24</td></tr></table> <div>Car. Highs: Rec: 2; Yds: 29; TD: 1</div> | Year | Rec. | Yds. | Avg | TD | LG | 2025 | 1 | 1 | 1.0 | 0 | 1 | CAR | 8 | 63 | 7.9 | 3 | 24 | |
| Year | Rec. | Yds. | Avg | TD | LG | | | | | | | | | | | | | | | | | |
| 2025 | 1 | 1 | 1.0 | 0 | 1 | | | | | | | | | | | | | | | | | |
| CAR | 8 | 63 | 7.9 | 3 | 24 | | | | | | | | | | | | | | | | | |
| QB |  | #2 Avery Johnson 6-3, 196, Jr.-2L Wichita, Kan. (Maize) | <ul style="list-style-type: none">LAST GAME: 13-for-29, 88 yds; 7 rush, -16 yds, TD at Arizona (9/12/25)Tied for 6th in school history in career passing TDs and ranks 10th in completions.Needs 37 rushing yds to become the 7th K-State QB with 1,000 career rushing yds. | <table><tr><th>Year</th><th>Cpl-Att</th><th>Pct.</th><th>Yds</th><th>TD/INT</th></tr><tr><td>2025</td><td>77-127</td><td>60.6</td><td>851</td><td>6/1</td></tr><tr><td>CAR</td><td>331-565</td><td>58.6</td><td>4,042</td><td>36/11</td></tr></table> <div>Car. Highs: Cpl: 28; Att: 43; Yds: 318; TD: 3; INT: 2</div> | Year | Cpl-Att | Pct. | Yds | TD/INT | 2025 | 77-127 | 60.6 | 851 | 6/1 | CAR | 331-565 | 58.6 | 4,042 | 36/11 | | | |
| | Year | Cpl-Att | Pct. | Yds | TD/INT | | | | | | | | | | | | | | | | | |
| 2025 | 77-127 | 60.6 | 851 | 6/1 | | | | | | | | | | | | | | | | | | |
| CAR | 331-565 | 58.6 | 4,042 | 36/11 | | | | | | | | | | | | | | | | | | |
|  | #7 Jacob Knuth (kah-NOOTH) OR #10 Dillon Duff OR #13 Blake Barnett | <ul style="list-style-type: none">KNUTH'S LAST GAME: 1-for-1, 9 yds; 2 rush, 8 yds at BYU (9/21/24)DUFF: Viewed as the 35th-best pro-style QB in the Class of 2025 by Rivals.BARNETT: Redshirted 2024 after entering program as 7th-best dual-threat QB in Class of 2024. | <table><tr><th>Year</th><th>Cpl-Att</th><th>Pct.</th><th>Yds</th><th>TD/INT</th></tr><tr><td>2025</td><td>0-0</td><td>0.0</td><td>0</td><td>0/0</td></tr><tr><td>CAR</td><td>2-2</td><td>100.0</td><td>18</td><td>0/0</td></tr></table> <div>Car. Highs: Cpl: 1; Att: 1; Yds: 9</div> | Year | Cpl-Att | Pct. | Yds | TD/INT | 2025 | 0-0 | 0.0 | 0 | 0/0 | CAR | 2-2 | 100.0 | 18 | 0/0 | | | | |
| Year | Cpl-Att | Pct. | Yds | TD/INT | | | | | | | | | | | | | | | | | | |
| 2025 | 0-0 | 0.0 | 0 | 0/0 | | | | | | | | | | | | | | | | | | |
| CAR | 2-2 | 100.0 | 18 | 0/0 | | | | | | | | | | | | | | | | | | |
| RB |  | #3 Dylan Edwards 5-9, 175, Jr.-1L Derby, Kan. (Univ. of Colorado) | <ul style="list-style-type: none">LAST GAME: 4 rush, 13 yds at Arizona (9/12/25)On the watch lists for the 2025 Maxwell, Doak Walker, Paul Hornung and Jet awards.Earned Rate Bowl Offensive MVP honors after totaling 223 yds and 3 TDs. | <table><tr><th>Year</th><th>Att.</th><th>Yds.</th><th>Avg</th><th>TD</th><th>LG</th></tr><tr><td>2025</td><td>4</td><td>13</td><td>3.3</td><td>0</td><td>11</td></tr><tr><td>CAR</td><td>154</td><td>880</td><td>5.7</td><td>6</td><td>65</td></tr></table> <div>Car. Highs: Att: 18; Yds: 196; TD: 2</div> <div>2023 at Colorado</div> | Year | Att. | Yds. | Avg | TD | LG | 2025 | 4 | 13 | 3.3 | 0 | 11 | CAR | 154 | 880 | 5.7 | 6 | 65 |
| | Year | Att. | Yds. | Avg | TD | LG | | | | | | | | | | | | | | | | |
| 2025 | 4 | 13 | 3.3 | 0 | 11 | | | | | | | | | | | | | | | | | |
| CAR | 154 | 880 | 5.7 | 6 | 65 | | | | | | | | | | | | | | | | | |
|  | #23 DeVon (duh-VON) Rice 5-9, 182, Fr.-RS Las Vegas, Nev. (Bishop Gorman) | <ul style="list-style-type: none">LAST GAME: Played at Arizona (9/12/25); No statsSet career highs in attempts (7), rush yds (40) and rush TDs (2) vs. North Dakota.Regarded as the 66th-best RB in the Class of 2024 by ESPN. | <table><tr><th>Year</th><th>Att.</th><th>Yds.</th><th>Avg</th><th>TD</th><th>LG</th></tr><tr><td>2025</td><td>18</td><td>77</td><td>4.3</td><td>2</td><td>13</td></tr><tr><td>CAR</td><td>19</td><td>76</td><td>4.0</td><td>2</td><td>13</td></tr></table> <div>Car. Highs: Att: 7; Yds: 40; TD: 1</div> | Year | Att. | Yds. | Avg | TD | LG | 2025 | 18 | 77 | 4.3 | 2 | 13 | CAR | 19 | 76 | 4.0 | 2 | 13 | |
| Year | Att. | Yds. | Avg | TD | LG | | | | | | | | | | | | | | | | | |
| 2025 | 18 | 77 | 4.3 | 2 | 13 | | | | | | | | | | | | | | | | | |
| CAR | 19 | 76 | 4.0 | 2 | 13 | | | | | | | | | | | | | | | | | |
| RB |  | #4 Joe Jackson 6-0, 212, So.-1L Haines City, Fla. (Ridge Community) | <ul style="list-style-type: none">LAST GAME: Played at Arizona (9/12/25); No statsHauled in the game-winning TD pass vs. North Dakota with 42 seconds remaining.Started each of the first 3 games of 2025. | <table><tr><th>Year</th><th>Att.</th><th>Yds.</th><th>Avg</th><th>TD</th><th>LG</th></tr><tr><td>2025</td><td>30</td><td>136</td><td>4.5</td><td>0</td><td>17</td></tr><tr><td>CAR</td><td>73</td><td>364</td><td>5.0</td><td>1</td><td>32</td></tr></table> <div>Car. Highs: Att: 11; Yds: 55; TD: 1</div> | Year | Att. | Yds. | Avg | TD | LG | 2025 | 30 | 136 | 4.5 | 0 | 17 | CAR | 73 | 364 | 5.0 | 1 | 32 |
| | Year | Att. | Yds. | Avg | TD | LG | | | | | | | | | | | | | | | | |
| 2025 | 30 | 136 | 4.5 | 0 | 17 | | | | | | | | | | | | | | | | | |
| CAR | 73 | 364 | 5.0 | 1 | 32 | | | | | | | | | | | | | | | | | |
|  | #24 JB Price 5-10, 196, Fr.-RS Overland Park, Kan. (Blue Valley) | <ul style="list-style-type: none">LAST GAME: 7 rush, 16 yds at Arizona (9/12/25)Has rushes in each of the last 2 games, the first carries of his career.Regarded as the 11th-best all-purpose back in the Class of 2024 by Rivals. | <table><tr><th>Year</th><th>Att.</th><th>Yds.</th><th>Avg</th><th>TD</th><th>LG</th></tr><tr><td>2025</td><td>9</td><td>18</td><td>2.0</td><td>0</td><td>12</td></tr><tr><td>CAR</td><td>9</td><td>18</td><td>2.0</td><td>0</td><td>12</td></tr></table> <div>Car. Highs: Att: 7; Yds: 16</div> | Year | Att. | Yds. | Avg | TD | LG | 2025 | 9 | 18 | 2.0 | 0 | 12 | CAR | 9 | 18 | 2.0 | 0 | 12 | |
| Year | Att. | Yds. | Avg | TD | LG | | | | | | | | | | | | | | | | | |
| 2025 | 9 | 18 | 2.0 | 0 | 12 | | | | | | | | | | | | | | | | | |
| CAR | 9 | 18 | 2.0 | 0 | 12 | | | | | | | | | | | | | | | | | |
| WR |  | #1 Jayce Brown 6-0, 179, Jr.-2L Fort Walton Beach, Fla. (Choctawhatchee) | <ul style="list-style-type: none">LAST GAME: 6 rec, 68 yds; 1 rush, 75 yds, TD at Arizona (9/12/25)Ranks 21st nationally and 3rd in the Big 12 with 6.25 receptions per game.Had 12 catches vs. North Dakota, tied for 7th in school history for a single game. | <table><tr><th>Year</th><th>Rec.</th><th>Yds.</th><th>Avg</th><th>TD</th><th>LG</th></tr><tr><td>2025</td><td>25</td><td>284</td><td>11.4</td><td>2</td><td>44</td></tr><tr><td>CAR</td><td>99</td><td>1,544</td><td>15.6</td><td>10</td><td>65</td></tr></table> <div>Car. Highs: Rec: 12; Yds: 121; TD: 2</div> | Year | Rec. | Yds. | Avg | TD | LG | 2025 | 25 | 284 | 11.4 | 2 | 44 | CAR | 99 | 1,544 | 15.6 | 10 | 65 |
| | Year | Rec. | Yds. | Avg | TD | LG | | | | | | | | | | | | | | | | |
| 2025 | 25 | 284 | 11.4 | 2 | 44 | | | | | | | | | | | | | | | | | |
| CAR | 99 | 1,544 | 15.6 | 10 | 65 | | | | | | | | | | | | | | | | | |
|  | #6 Sterling Lockett 5-10, 169, Jr.-1L Leawood, Kan. (Blue Valley) | <ul style="list-style-type: none">LAST GAME: Played at Arizona (9/12/25); No statsHas played in 18 career games, primarily on special teams.Son of Kevin Lockett and brother of Tyler Lockett, both former K-State WRs. | | | | | | | | | | | | | | | | | | | | |
| WR | | #5 Jerand (JER-un) Bradley 6-5, 223, Sr.-TR DeSoto, Texas (Boston College) | <ul style="list-style-type: none">LAST GAME: 2 rec, 31 yds vs. Army (9/6/25)Played in 33 games (19 starts) over 3 seasons at Texas Tech before spending 2024 at Boston College.Recruited by and coached in 2021 by current K-State OC Matt Wells. | <table><tr><th>Year</th><th>Rec.</th><th>Yds.</th><th>Avg</th><th>TD</th><th>LG</th></tr><tr><td>2025</td><td>10</td><td>152</td><td>15.2</td><td>1</td><td>65</td></tr><tr><td>CAR</td><td>108</td><td>1,520</td><td>14.1</td><td>13</td><td>65</td></tr></table> <div>Car. Highs: Rec: 8; Yds: 173; TD: 2</div> <div>2021-23 at Texas Tech; 2024 at BC</div> | Year | Rec. | Yds. | Avg | TD | LG | 2025 | 10 | 152 | 15.2 | 1 | 65 | CAR | 108 | 1,520 | 14.1 | 13 | 65 |
| | Year | Rec. | Yds. | Avg | TD | LG | | | | | | | | | | | | | | | | |
| 2025 | 10 | 152 | 15.2 | 1 | 65 | | | | | | | | | | | | | | | | | |
| CAR | 108 | 1,520 | 14.1 | 13 | 65 | | | | | | | | | | | | | | | | | |
| | #17 Adonis Moise (uh-DON-us mo-EES) OR #88 Caleb Medford | <ul style="list-style-type: none">MOISE'S LAST GAME: Played at Arizona (9/12/25); No statsMEDFORD'S LAST GAME: 1 rec, 10 yds at Hawai'i (11/30/24)MEDFORD: Spent the 2020-22 seasons at TCU before playing at New Mexico in 2023 and 2024. | <table><tr><th>Year</th><th>Rec.</th><th>Yds.</th><th>Avg</th><th>TD</th><th>LG</th></tr><tr><td>2025</td><td>2</td><td>15</td><td>7.5</td><td>0</td><td>11</td></tr><tr><td>CAR</td><td>2</td><td>15</td><td>7.5</td><td>0</td><td>11</td></tr></table> <div>Car. Highs: Rec: 1; Yds: 11</div> | Year | Rec. | Yds. | Avg | TD | LG | 2025 | 2 | 15 | 7.5 | 0 | 11 | CAR | 2 | 15 | 7.5 | 0 | 11 | |
| Year | Rec. | Yds. | Avg | TD | LG | | | | | | | | | | | | | | | | | |
| 2025 | 2 | 15 | 7.5 | 0 | 11 | | | | | | | | | | | | | | | | | |
| CAR | 2 | 15 | 7.5 | 0 | 11 | | | | | | | | | | | | | | | | | |



| BUCK |  | #44 Tobi Osunsanmi (oh-sun-SAH-me) 6-3, 250, Jr.-3L Wichita, Kan. (Wichita East) | <ul style="list-style-type: none">LAST GAME: 2 tackles at Arizona (9/12/25)Set a new career high with 2.0 sacks in the 2025 season opener vs. Iowa State.Converted from LB to DE toward the end of the 2023 season. | <table><tr><th>Year</th><th>U-A-T</th><th>TFL-Yds.</th><th>Sk-Yds</th><th>INT</th><th>PD</th><th>F/R</th></tr><tr><td>2025</td><td>10-6-16</td><td>4.0-32</td><td>3.0-26</td><td>0</td><td>0</td><td>0/1</td></tr><tr><td>CAR</td><td>35-11-46</td><td>10.5-75</td><td>7.5-63</td><td>0</td><td>0</td><td>2/1</td></tr><tr><td>Car. Highs:</td><td>Tackles: 6; TFL: 2.0; Sacks: 2.0; FF: 1</td><td></td><td></td><td></td><td></td><td></td></tr></table> | Year | U-A-T | TFL-Yds. | Sk-Yds | INT | PD | F/R | 2025 | 10-6-16 | 4.0-32 | 3.0-26 | 0 | 0 | 0/1 | CAR | 35-11-46 | 10.5-75 | 7.5-63 | 0 | 0 | 2/1 | Car. Highs: | Tackles: 6; TFL: 2.0; Sacks: 2.0; FF: 1 | | | | | |
|---|--|--|---|--|-------|----------------|----------|--------|-----|-----|------|---------|----------|--------|--------|---|-----|-----|----------|------------|---------|--------|----|-----|-------------|--|--|--|--|--|----------------|-------------|
| | Year | U-A-T | TFL-Yds. | Sk-Yds | INT | PD | F/R | | | | | | | | | | | | | | | | | | | | | | | | | |
| 2025 | 10-6-16 | 4.0-32 | 3.0-26 | 0 | 0 | 0/1 | | | | | | | | | | | | | | | | | | | | | | | | | | |
| CAR | 35-11-46 | 10.5-75 | 7.5-63 | 0 | 0 | 2/1 | | | | | | | | | | | | | | | | | | | | | | | | | | |
| Car. Highs: | Tackles: 6; TFL: 2.0; Sacks: 2.0; FF: 1 | | | | | | | | | | | | | | | | | | | | | | | | | | | | | | | |
|  | #52 Ryan Davis 6-4, 252, So.-1L Phoenix, Ariz. (Sandra Day O'Connor) | <ul style="list-style-type: none">LAST GAME: 1 tackle at Arizona (9/12/25)Saw his first action of 2025 at Arizona after missing the first 3 games due to injury.Set career highs in tackles (3), TFLs (1.5) and sacks (1.5) last year vs. Cincinnati | <table><tr><th>Year</th><th>U-A-T</th><th>TFL-Yds.</th><th>Sk-Yds</th><th>INT</th><th>PD</th><th>F/R</th></tr><tr><td>2025</td><td>1-0-1</td><td>0.0-0</td><td>0.0-0</td><td>0</td><td>0</td><td>0/0</td></tr><tr><td>CAR</td><td>5-3-8</td><td>2.5-14</td><td>2.5-14</td><td>0</td><td>1</td><td>0/0</td></tr><tr><td>Car. Highs:</td><td>Tackles: 3; TFL: 1.5; Sacks: 1.5; PD: 1</td><td></td><td></td><td></td><td></td><td></td></tr></table> | Year | U-A-T | TFL-Yds. | Sk-Yds | INT | PD | F/R | 2025 | 1-0-1 | 0.0-0 | 0.0-0 | 0 | 0 | 0/0 | CAR | 5-3-8 | 2.5-14 | 2.5-14 | 0 | 1 | 0/0 | Car. Highs: | Tackles: 3; TFL: 1.5; Sacks: 1.5; PD: 1 | | | | | | |
| Year | U-A-T | TFL-Yds. | Sk-Yds | INT | PD | F/R | | | | | | | | | | | | | | | | | | | | | | | | | | |
| 2025 | 1-0-1 | 0.0-0 | 0.0-0 | 0 | 0 | 0/0 | | | | | | | | | | | | | | | | | | | | | | | | | | |
| CAR | 5-3-8 | 2.5-14 | 2.5-14 | 0 | 1 | 0/0 | | | | | | | | | | | | | | | | | | | | | | | | | | |
| Car. Highs: | Tackles: 3; TFL: 1.5; Sacks: 1.5; PD: 1 | | | | | | | | | | | | | | | | | | | | | | | | | | | | | | | |
| NT |  | #56 Damian Ilalio (EE-lah-LEE-oh) 6-2, 300, Sr.-3L Manhattan, Kan. (Manhattan) | <ul style="list-style-type: none">LAST GAME: 2 tackles, 0.5 sack at Arizona (9/12/25)Has started each of the last 17 games dating back to last season.Had 34 tackles in 2024 – the most by a Wildcat interior DL since 2017 – which included a safety vs. KU. | <table><tr><th>Year</th><th>U-A-T</th><th>TFL-Yds.</th><th>Sk-Yds</th><th>INT</th><th>PD</th><th>F/R</th></tr><tr><td>2025</td><td>3-3-6</td><td>1.5-7</td><td>0.5-6</td><td>0</td><td>0</td><td>0/0</td></tr><tr><td>CAR</td><td>28-23-51</td><td>7.5-31</td><td>3.0-26</td><td>0</td><td>0</td><td>0/0</td></tr><tr><td>Car. Highs:</td><td>Tackles: 6; TFL: 1.0; Sacks: 1.0</td><td></td><td></td><td></td><td></td><td></td></tr></table> | Year | U-A-T | TFL-Yds. | Sk-Yds | INT | PD | F/R | 2025 | 3-3-6 | 1.5-7 | 0.5-6 | 0 | 0 | 0/0 | CAR | 28-23-51 | 7.5-31 | 3.0-26 | 0 | 0 | 0/0 | Car. Highs: | Tackles: 6; TFL: 1.0; Sacks: 1.0 | | | | | |
| | Year | U-A-T | TFL-Yds. | Sk-Yds | INT | PD | F/R | | | | | | | | | | | | | | | | | | | | | | | | | |
| 2025 | 3-3-6 | 1.5-7 | 0.5-6 | 0 | 0 | 0/0 | | | | | | | | | | | | | | | | | | | | | | | | | | |
| CAR | 28-23-51 | 7.5-31 | 3.0-26 | 0 | 0 | 0/0 | | | | | | | | | | | | | | | | | | | | | | | | | | |
| Car. Highs: | Tackles: 6; TFL: 1.0; Sacks: 1.0 | | | | | | | | | | | | | | | | | | | | | | | | | | | | | | | |
|  | #99 Uso Seumalo (OO-soh SAY-oh-mall-oh) 6-3, 340, Sr.-3L Maunaloa, Hawai'i (Garden City CC) | <ul style="list-style-type: none">LAST GAME: 3 tackles, TFL, PD at Arizona (9/12/25)In his 6th season of college football and 4th at K-State after spending 2 years at Garden City CC.Picked up All-Big 12 Honorable Mention accolades in 2023. | <table><tr><th>Year</th><th>U-A-T</th><th>TFL-Yds.</th><th>Sk-Yds</th><th>INT</th><th>PD</th><th>F/R</th></tr><tr><td>2025</td><td>4-7-11</td><td>1.5-2</td><td>0.0-0</td><td>0</td><td>1</td><td>0/0</td></tr><tr><td>CAR</td><td>22-26-48</td><td>8.0-17</td><td>1.5-5</td><td>0</td><td>4</td><td>0/1</td></tr><tr><td>Car. Highs:</td><td>Tackles: 6; TFL: 1.0; Sacks: 1.0; PD: 2; FR: 1</td><td></td><td></td><td></td><td></td><td></td></tr></table> | Year | U-A-T | TFL-Yds. | Sk-Yds | INT | PD | F/R | 2025 | 4-7-11 | 1.5-2 | 0.0-0 | 0 | 1 | 0/0 | CAR | 22-26-48 | 8.0-17 | 1.5-5 | 0 | 4 | 0/1 | Car. Highs: | Tackles: 6; TFL: 1.0; Sacks: 1.0; PD: 2; FR: 1 | | | | | | |
| Year | U-A-T | TFL-Yds. | Sk-Yds | INT | PD | F/R | | | | | | | | | | | | | | | | | | | | | | | | | | |
| 2025 | 4-7-11 | 1.5-2 | 0.0-0 | 0 | 1 | 0/0 | | | | | | | | | | | | | | | | | | | | | | | | | | |
| CAR | 22-26-48 | 8.0-17 | 1.5-5 | 0 | 4 | 0/1 | | | | | | | | | | | | | | | | | | | | | | | | | | |
| Car. Highs: | Tackles: 6; TFL: 1.0; Sacks: 1.0; PD: 2; FR: 1 | | | | | | | | | | | | | | | | | | | | | | | | | | | | | | | |
| DE |  | #47 Cody Stufflebean 6-4, 260, Sr.-3L McPherson, Kan. (McPherson) | <ul style="list-style-type: none">LAST GAME: 2 tackles at Arizona (9/12/25)Had 2.0 sacks vs. North Dakota, tying his career high originally set in 2023 vs. Baylor.Returned for his Super Senior season and has started each of the last 17 games. | <table><tr><th>Year</th><th>U-A-T</th><th>TFL-Yds.</th><th>Sk-Yds</th><th>INT</th><th>PD</th><th>F/R</th></tr><tr><td>2025</td><td>6-1-10</td><td>2.0-26</td><td>2.0-26</td><td>0</td><td>0</td><td>1/0</td></tr><tr><td>CAR</td><td>34-21-55</td><td>8.0-65</td><td>6.0-61</td><td>0</td><td>0</td><td>2/0</td></tr><tr><td>Car. Highs:</td><td>Tackles: 6; TFL: 2.0; Sacks: 2.0; FF: 1</td><td></td><td></td><td></td><td></td><td></td></tr></table> | Year | U-A-T | TFL-Yds. | Sk-Yds | INT | PD | F/R | 2025 | 6-1-10 | 2.0-26 | 2.0-26 | 0 | 0 | 1/0 | CAR | 34-21-55 | 8.0-65 | 6.0-61 | 0 | 0 | 2/0 | Car. Highs: | Tackles: 6; TFL: 2.0; Sacks: 2.0; FF: 1 | | | | | |
| | Year | U-A-T | TFL-Yds. | Sk-Yds | INT | PD | F/R | | | | | | | | | | | | | | | | | | | | | | | | | |
| 2025 | 6-1-10 | 2.0-26 | 2.0-26 | 0 | 0 | 1/0 | | | | | | | | | | | | | | | | | | | | | | | | | | |
| CAR | 34-21-55 | 8.0-65 | 6.0-61 | 0 | 0 | 2/0 | | | | | | | | | | | | | | | | | | | | | | | | | | |
| Car. Highs: | Tackles: 6; TFL: 2.0; Sacks: 2.0; FF: 1 | | | | | | | | | | | | | | | | | | | | | | | | | | | | | | | |
|  | #39 Travis Bates 6-3, 269, Jr.-1L Tomball, Texas (Austin Peay Univ.) | <ul style="list-style-type: none">LAST GAME: 3 tackles, 0.5 sack, PD at Arizona (9/12/25)A member of the playing rotation in each of the last 17 games dating back to last year.Transferred to K-State after playing the 2023 season at Austin Peay. | <table><tr><th>Year</th><th>U-A-T</th><th>TFL-Yds.</th><th>Sk-Yds</th><th>INT</th><th>PD</th><th>F/R</th></tr><tr><td>2025</td><td>5-2-7</td><td>0.5-5</td><td>0.5-5</td><td>0</td><td>1</td><td>0/0</td></tr><tr><td>CAR</td><td>20-32-52</td><td>9.5-48</td><td>5.5-36</td><td>0</td><td>4</td><td>1/0</td></tr><tr><td>Car. Highs:</td><td>Tackles: 6; TFL: 2.0; Sacks: 1.0; PD: 1; FF: 1</td><td></td><td></td><td></td><td></td><td>2023 at APSU</td></tr></table> | Year | U-A-T | TFL-Yds. | Sk-Yds | INT | PD | F/R | 2025 | 5-2-7 | 0.5-5 | 0.5-5 | 0 | 1 | 0/0 | CAR | 20-32-52 | 9.5-48 | 5.5-36 | 0 | 4 | 1/0 | Car. Highs: | Tackles: 6; TFL: 2.0; Sacks: 1.0; PD: 1; FF: 1 | | | | | 2023 at APSU | |
| Year | U-A-T | TFL-Yds. | Sk-Yds | INT | PD | F/R | | | | | | | | | | | | | | | | | | | | | | | | | | |
| 2025 | 5-2-7 | 0.5-5 | 0.5-5 | 0 | 1 | 0/0 | | | | | | | | | | | | | | | | | | | | | | | | | | |
| CAR | 20-32-52 | 9.5-48 | 5.5-36 | 0 | 4 | 1/0 | | | | | | | | | | | | | | | | | | | | | | | | | | |
| Car. Highs: | Tackles: 6; TFL: 2.0; Sacks: 1.0; PD: 1; FF: 1 | | | | | 2023 at APSU | | | | | | | | | | | | | | | | | | | | | | | | | | |
| DE |  | #8 Chiddi Obiazor (CHEE-dee oh-bee-EYE-zor) 6-6, 275, So.-2L Eden Prairie, Minn. (Eden Prairie) | <ul style="list-style-type: none">LAST GAME: 3 tackles, sack at Arizona (9/12/25)Set a new career high with 4 tackles vs. Army.Earned votes for the 2024 Big 12 Defensive Freshman of the Year award. | <table><tr><th>Year</th><th>U-A-T</th><th>TFL-Yds.</th><th>Sk-Yds</th><th>INT</th><th>PD</th><th>F/R</th></tr><tr><td>2025</td><td>6-4-10</td><td>2.0-7</td><td>1.0-6</td><td>0</td><td>0</td><td>0/1</td></tr><tr><td>CAR</td><td>16-12-28</td><td>7.5-22</td><td>5.0-19</td><td>0</td><td>3</td><td>0/1</td></tr><tr><td>Car. Highs:</td><td>Tackles: 4; TFL: 1.0; Sacks: 1.0; PD: 1; FR: 1</td><td></td><td></td><td></td><td></td><td></td></tr></table> | Year | U-A-T | TFL-Yds. | Sk-Yds | INT | PD | F/R | 2025 | 6-4-10 | 2.0-7 | 1.0-6 | 0 | 0 | 0/1 | CAR | 16-12-28 | 7.5-22 | 5.0-19 | 0 | 3 | 0/1 | Car. Highs: | Tackles: 4; TFL: 1.0; Sacks: 1.0; PD: 1; FR: 1 | | | | | |
| | Year | U-A-T | TFL-Yds. | Sk-Yds | INT | PD | F/R | | | | | | | | | | | | | | | | | | | | | | | | | |
| 2025 | 6-4-10 | 2.0-7 | 1.0-6 | 0 | 0 | 0/1 | | | | | | | | | | | | | | | | | | | | | | | | | | |
| CAR | 16-12-28 | 7.5-22 | 5.0-19 | 0 | 3 | 0/1 | | | | | | | | | | | | | | | | | | | | | | | | | | |
| Car. Highs: | Tackles: 4; TFL: 1.0; Sacks: 1.0; PD: 1; FR: 1 | | | | | | | | | | | | | | | | | | | | | | | | | | | | | | | |
|  | #55 Malcolm Alcorn-Crowder 6-6, 305, Jr.-SQ Brockton, Mass. (Butler CC) | <ul style="list-style-type: none">LAST GAME: PD at Arizona (9/12/25)Played on FG defense last year vs. Arizona State and Cincinnati.Regarded as the 4th-best overall community-college prospect in the Class of 2024 by On3. | <table><tr><th>Year</th><th>U-A-T</th><th>TFL-Yds.</th><th>Sk-Yds</th><th>INT</th><th>PD</th><th>F/R</th></tr><tr><td>2025</td><td>0-1-1</td><td>0.0-0</td><td>0.0-0</td><td>0</td><td>1</td><td>0/0</td></tr><tr><td>CAR</td><td>0-1-1</td><td>0.0-0</td><td>0.0-0</td><td>0</td><td>1</td><td>0/0</td></tr><tr><td>Car. Highs:</td><td>Tackles: 1; PD: 1</td><td></td><td></td><td></td><td></td><td></td></tr></table> | Year | U-A-T | TFL-Yds. | Sk-Yds | INT | PD | F/R | 2025 | 0-1-1 | 0.0-0 | 0.0-0 | 0 | 1 | 0/0 | CAR | 0-1-1 | 0.0-0 | 0.0-0 | 0 | 1 | 0/0 | Car. Highs: | Tackles: 1; PD: 1 | | | | | | |
| Year | U-A-T | TFL-Yds. | Sk-Yds | INT | PD | F/R | | | | | | | | | | | | | | | | | | | | | | | | | | |
| 2025 | 0-1-1 | 0.0-0 | 0.0-0 | 0 | 1 | 0/0 | | | | | | | | | | | | | | | | | | | | | | | | | | |
| CAR | 0-1-1 | 0.0-0 | 0.0-0 | 0 | 1 | 0/0 | | | | | | | | | | | | | | | | | | | | | | | | | | |
| Car. Highs: | Tackles: 1; PD: 1 | | | | | | | | | | | | | | | | | | | | | | | | | | | | | | | |
| WLB |  | #32 Des Purnell 6-0, 232, Sr.-3L Topeka, Kan. (Hayden) | <ul style="list-style-type: none">LAST GAME: 11 tackles, 0.5 TFL at Arizona (9/12/25)Set a career high with 11 tackles at Arizona.Has 5.0 solo tackles per game this season to rank 26th in the country and 3rd in the Big 12. | <table><tr><th>Year</th><th>U-A-T</th><th>TFL-Yds.</th><th>Sk-Yds</th><th>INT</th><th>PD</th><th>F/R</th></tr><tr><td>2025</td><td>20-8-28</td><td>1.5-4</td><td>0.0-0</td><td>0</td><td>1</td><td>0/0</td></tr><tr><td>CAR</td><td>94-52-146</td><td>16.5-62</td><td>4.5-41</td><td>1</td><td>7</td><td>3/4</td></tr><tr><td>Car. Highs:</td><td>Tackles: 11; TFL: 2.0; Sacks: 1.0; INT: 1; PD: 2; FF: 1; FR: 1</td><td></td><td></td><td></td><td></td><td></td></tr></table> | Year | U-A-T | TFL-Yds. | Sk-Yds | INT | PD | F/R | 2025 | 20-8-28 | 1.5-4 | 0.0-0 | 0 | 1 | 0/0 | CAR | 94-52-146 | 16.5-62 | 4.5-41 | 1 | 7 | 3/4 | Car. Highs: | Tackles: 11; TFL: 2.0; Sacks: 1.0; INT: 1; PD: 2; FF: 1; FR: 1 | | | | | |
| | Year | U-A-T | TFL-Yds. | Sk-Yds | INT | PD | F/R | | | | | | | | | | | | | | | | | | | | | | | | | |
| 2025 | 20-8-28 | 1.5-4 | 0.0-0 | 0 | 1 | 0/0 | | | | | | | | | | | | | | | | | | | | | | | | | | |
| CAR | 94-52-146 | 16.5-62 | 4.5-41 | 1 | 7 | 3/4 | | | | | | | | | | | | | | | | | | | | | | | | | | |
| Car. Highs: | Tackles: 11; TFL: 2.0; Sacks: 1.0; INT: 1; PD: 2; FF: 1; FR: 1 | | | | | | | | | | | | | | | | | | | | | | | | | | | | | | | |
|  | #35 Gabe Powers 6-3, 237, Jr.-TR Marysville, Ohio (Ohio State Univ.) | <ul style="list-style-type: none">LAST GAME: 1 tackle at Arizona (9/12/25)Saw action on 52 defensive snaps vs. Army, the most of his career.A transfer from Ohio State who saw time in 22 career games for the Buckeyes. | <table><tr><th>Year</th><th>U-A-T</th><th>TFL-Yds.</th><th>Sk-Yds</th><th>INT</th><th>PD</th><th>F/R</th></tr><tr><td>2025</td><td>4-7-11</td><td>0.5-0</td><td>0.0-0</td><td>0</td><td>0</td><td>0/0</td></tr><tr><td>CAR</td><td>14-9-23</td><td>1.0-3</td><td>0.0-0</td><td>1</td><td>2</td><td>0/0</td></tr><tr><td>Car. Highs:</td><td>Tackles: 5; TFL: 1.0; INT: 1; PD: 1</td><td></td><td></td><td></td><td></td><td>2023-24 at OSU</td></tr></table> | Year | U-A-T | TFL-Yds. | Sk-Yds | INT | PD | F/R | 2025 | 4-7-11 | 0.5-0 | 0.0-0 | 0 | 0 | 0/0 | CAR | 14-9-23 | 1.0-3 | 0.0-0 | 1 | 2 | 0/0 | Car. Highs: | Tackles: 5; TFL: 1.0; INT: 1; PD: 1 | | | | | 2023-24 at OSU | |
| Year | U-A-T | TFL-Yds. | Sk-Yds | INT | PD | F/R | | | | | | | | | | | | | | | | | | | | | | | | | | |
| 2025 | 4-7-11 | 0.5-0 | 0.0-0 | 0 | 0 | 0/0 | | | | | | | | | | | | | | | | | | | | | | | | | | |
| CAR | 14-9-23 | 1.0-3 | 0.0-0 | 1 | 2 | 0/0 | | | | | | | | | | | | | | | | | | | | | | | | | | |
| Car. Highs: | Tackles: 5; TFL: 1.0; INT: 1; PD: 1 | | | | | 2023-24 at OSU | | | | | | | | | | | | | | | | | | | | | | | | | | |
| MLB |  | #45 Austin Romaine (roe-MANE) 6-2, 245, Jr.-2L Hillsboro, Mo. (Hillsboro) | <ul style="list-style-type: none">LAST GAME: 9 tackles at Arizona (9/12/25)Ranks 11th nationally and tops in the Big 12 with 5.75 solo tackles per game.Has at least 5 tackles in 15 of the last 16 games dating back to last season. | <table><tr><th>Year</th><th>U-A-T</th><th>TFL-Yds.</th><th>Sk-Yds</th><th>INT</th><th>PD</th><th>F/R</th></tr><tr><td>2025</td><td>23-14-37</td><td>2.5-7</td><td>0.0-0</td><td>0</td><td>1</td><td>0/1</td></tr><tr><td>CAR</td><td>92-63-155</td><td>13.0-44</td><td>3.0-21</td><td>0</td><td>3</td><td>3/1</td></tr><tr><td>Car. Highs:</td><td>Tackles: 12; TFL: 2.5; Sacks: 2.0; PD: 1; FF: 1; FR: 1</td><td></td><td></td><td></td><td></td><td></td></tr></table> | Year | U-A-T | TFL-Yds. | Sk-Yds | INT | PD | F/R | 2025 | 23-14-37 | 2.5-7 | 0.0-0 | 0 | 1 | 0/1 | CAR | 92-63-155 | 13.0-44 | 3.0-21 | 0 | 3 | 3/1 | Car. Highs: | Tackles: 12; TFL: 2.5; Sacks: 2.0; PD: 1; FF: 1; FR: 1 | | | | | |
| | Year | U-A-T | TFL-Yds. | Sk-Yds | INT | PD | F/R | | | | | | | | | | | | | | | | | | | | | | | | | |
| 2025 | 23-14-37 | 2.5-7 | 0.0-0 | 0 | 1 | 0/1 | | | | | | | | | | | | | | | | | | | | | | | | | | |
| CAR | 92-63-155 | 13.0-44 | 3.0-21 | 0 | 3 | 3/1 | | | | | | | | | | | | | | | | | | | | | | | | | | |
| Car. Highs: | Tackles: 12; TFL: 2.5; Sacks: 2.0; PD: 1; FF: 1; FR: 1 | | | | | | | | | | | | | | | | | | | | | | | | | | | | | | | |
|  | #28 Rex Van Wyhe 6-5, 236, Jr.-1L Rock Rapids, Iowa (Iowa Central CC) | <ul style="list-style-type: none">LAST GAME: 4 tackles at Arizona (9/12/25)A member of the playing rotation in each of the last 17 games dating back to last season.Tied for 2nd on the team last year with 4 special teams tackles. | <table><tr><th>Year</th><th>U-A-T</th><th>TFL-Yds.</th><th>Sk-Yds</th><th>INT</th><th>PD</th><th>F/R</th></tr><tr><td>2025</td><td>5-6-11</td><td>0.0-0</td><td>0.0-0</td><td>0</td><td>0</td><td>0/0</td></tr><tr><td>CAR</td><td>22-24-46</td><td>3.5-8</td><td>0.0-0</td><td>0</td><td>1</td><td>0/0</td></tr><tr><td>Car. Highs:</td><td>Tackles: 4; TFL: 1.0; PD: 1</td><td></td><td></td><td></td><td></td><td></td></tr></table> | Year | U-A-T | TFL-Yds. | Sk-Yds | INT | PD | F/R | 2025 | 5-6-11 | 0.0-0 | 0.0-0 | 0 | 0 | 0/0 | CAR | 22-24-46 | 3.5-8 | 0.0-0 | 0 | 1 | 0/0 | Car. Highs: | Tackles: 4; TFL: 1.0; PD: 1 | | | | | | |
| Year | U-A-T | TFL-Yds. | Sk-Yds | INT | PD | F/R | | | | | | | | | | | | | | | | | | | | | | | | | | |
| 2025 | 5-6-11 | 0.0-0 | 0.0-0 | 0 | 0 | 0/0 | | | | | | | | | | | | | | | | | | | | | | | | | | |
| CAR | 22-24-46 | 3.5-8 | 0.0-0 | 0 | 1 | 0/0 | | | | | | | | | | | | | | | | | | | | | | | | | | |
| Car. Highs: | Tackles: 4; TFL: 1.0; PD: 1 | | | | | | | | | | | | | | | | | | | | | | | | | | | | | | | |
| STAR |  | #6 Qua Moss 5-10, 185, Jr.-TR West Point, Ga. (Univ. of West Georgia) | <ul style="list-style-type: none">LAST GAME: 2 tackles, INT, 2 PD at Arizona (9/12/25)Tallied K-State's first INT of the year at Arizona and had another pass breakup in that game.Recorded a sack that forced a fumble in the season opener vs. Iowa State. | <table><tr><th>Year</th><th>U-A-T</th><th>TFL-Yds.</th><th>Sk-Yds</th><th>INT</th><th>PD</th><th>F/R</th></tr><tr><td>2025</td><td>11-2-13</td><td>2.0-13</td><td>1.0-10</td><td>1</td><td>2</td><td>1/0</td></tr><tr><td>CAR</td><td>51-18-69</td><td>11.5-62</td><td>6.0-48</td><td>1</td><td>6</td><td>2/0</td></tr><tr><td>Car. Highs:</td><td>Tackles: 8; TFL: 2.0; Sacks: 2.0; INT: 1; PD: 2</td><td></td><td></td><td></td><td></td><td>2024 at UWG</td></tr></table> | Year | U-A-T | TFL-Yds. | Sk-Yds | INT | PD | F/R | 2025 | 11-2-13 | 2.0-13 | 1.0-10 | 1 | 2 | 1/0 | CAR | 51-18-69 | 11.5-62 | 6.0-48 | 1 | 6 | 2/0 | Car. Highs: | Tackles: 8; TFL: 2.0; Sacks: 2.0; INT: 1; PD: 2 | | | | | 2024 at UWG |
| | Year | U-A-T | TFL-Yds. | Sk-Yds | INT | PD | F/R | | | | | | | | | | | | | | | | | | | | | | | | | |
| 2025 | 11-2-13 | 2.0-13 | 1.0-10 | 1 | 2 | 1/0 | | | | | | | | | | | | | | | | | | | | | | | | | | |
| CAR | 51-18-69 | 11.5-62 | 6.0-48 | 1 | 6 | 2/0 | | | | | | | | | | | | | | | | | | | | | | | | | | |
| Car. Highs: | Tackles: 8; TFL: 2.0; Sacks: 2.0; INT: 1; PD: 2 | | | | | 2024 at UWG | | | | | | | | | | | | | | | | | | | | | | | | | | |
|  | #4 Daniel Cobbs 5-10, 190, Jr.-2L Fort Worth, Texas (Tyler JC) | <ul style="list-style-type: none">LAST GAME: 4 tackles at Arizona (9/12/25)Played in all 12 games last year as a reserve safety and on special teams.Tallied his first-career INT last year in the Rate Bowl, helping K-State to a 17-point comeback win. | <table><tr><th>Year</th><th>U-A-T</th><th>TFL-Yds.</th><th>Sk-Yds</th><th>INT</th><th>PD</th><th>F/R</th></tr><tr><td>2025</td><td>5-3-8</td><td>1.0-3</td><td>0.0-0</td><td>0</td><td>1</td><td>0/0</td></tr><tr><td>CAR</td><td>12-3-15</td><td>2.0-4</td><td>0.0-0</td><td>1</td><td>2</td><td>0/0</td></tr><tr><td>Car. Highs:</td><td>Tackles: 4; TFL: 1.0; INT: 1; PD: 1</td><td></td><td></td><td></td><td></td><td></td></tr></table> | Year | U-A-T | TFL-Yds. | Sk-Yds | INT | PD | F/R | 2025 | 5-3-8 | 1.0-3 | 0.0-0 | 0 | 1 | 0/0 | CAR | 12-3-15 | 2.0-4 | 0.0-0 | 1 | 2 | 0/0 | Car. Highs: | Tackles: 4; TFL: 1.0; INT: 1; PD: 1 | | | | | | |
| Year | U-A-T | TFL-Yds. | Sk-Yds | INT | PD | F/R | | | | | | | | | | | | | | | | | | | | | | | | | | |
| 2025 | 5-3-8 | 1.0-3 | 0.0-0 | 0 | 1 | 0/0 | | | | | | | | | | | | | | | | | | | | | | | | | | |
| CAR | 12-3-15 | 2.0-4 | 0.0-0 | 1 | 2 | 0/0 | | | | | | | | | | | | | | | | | | | | | | | | | | |
| Car. Highs: | Tackles: 4; TFL: 1.0; INT: 1; PD: 1 | | | | | | | | | | | | | | | | | | | | | | | | | | | | | | | |
| CB |  | #25 Zashon (ZAY-shawn) Rich 6-1, 209, So.-1L Minneapolis, Minn. (North Community) | <ul style="list-style-type: none">LAST GAME: 6 tackles, 2 PD at Arizona (9/12/25)Has 5 pass breakups this season to tie for the Big 12 lead the Big 12 and 8th nationally.Set a career high with 8 tackles in the 2025 season opener vs. Iowa State. | <table><tr><th>Year</th><th>U-A-T</th><th>TFL-Yds.</th><th>Sk-Yds</th><th>INT</th><th>PD</th><th>F/R</th></tr><tr><td>2025</td><td>15-4-19</td><td>1.0-2</td><td>0.0-0</td><td>0</td><td>5</td><td>0/0</td></tr><tr><td>CAR</td><td>24-7-31</td><td>1.0-2</td><td>0.0-0</td><td>0</td><td>8</td><td>0/0</td></tr><tr><td>Car. Highs:</td><td>Tackles: 8; PD: 2</td><td></td><td></td><td></td><td></td><td></td></tr></table> | Year | U-A-T | TFL-Yds. | Sk-Yds | INT | PD | F/R | 2025 | 15-4-19 | 1.0-2 | 0.0-0 | 0 | 5 | 0/0 | CAR | 24-7-31 | 1.0-2 | 0.0-0 | 0 | 8 | 0/0 | Car. Highs: | Tackles: 8; PD: 2 | | | | | |
| | Year | U-A-T | TFL-Yds. | Sk-Yds | INT | PD | F/R | | | | | | | | | | | | | | | | | | | | | | | | | |
| 2025 | 15-4-19 | 1.0-2 | 0.0-0 | 0 | 5 | 0/0 | | | | | | | | | | | | | | | | | | | | | | | | | | |
| CAR | 24-7-31 | 1.0-2 | 0.0-0 | 0 | 8 | 0/0 | | | | | | | | | | | | | | | | | | | | | | | | | | |
| Car. Highs: | Tackles: 8; PD: 2 | | | | | | | | | | | | | | | | | | | | | | | | | | | | | | | |
|  | #0 Amarion (uh-MAR-ee-on) Fortenberry OR | <ul style="list-style-type: none">FORTENBERRY'S LAST GAME: Played at Arizona (9/12/25); No statsROWE'S LAST GAME: Played at Arizona (9/12/25); No statsFORTENBERRY: Saw time in 13 games with 8 starts as a true freshman last year at South Alabama. | <table><tr><th>Year</th><th>U-A-T</th><th>TFL-Yds.</th><th>Sk-Yds</th><th>INT</th><th>PD</th><th>F/R</th></tr><tr><td>2025</td><td>1-1-2</td><td>1.0-1</td><td>0.0-0</td><td>0</td><td>1</td><td>0/0</td></tr><tr><td>CAR</td><td>32-15-47</td><td>3.0-3</td><td>0.0-0</td><td>2</td><td>10</td><td>1/0</td></tr><tr><td>Car. Highs:</td><td>Tackles: 12; TFL: 1.0; INT: 1; PD: 2; FF: 1</td><td></td><td></td><td></td><td></td><td></td></tr></table> | Year | U-A-T | TFL-Yds. | Sk-Yds | INT | PD | F/R | 2025 | 1-1-2 | 1.0-1 | 0.0-0 | 0 | 1 | 0/0 | CAR | 32-15-47 | 3.0-3 | 0.0-0 | 2 | 10 | 1/0 | Car. Highs: | Tackles: 12; TFL: 1.0; INT: 1; PD: 2; FF: 1 | | | | | | |
| Year | U-A-T | TFL-Yds. | Sk-Yds | INT | PD | F/R | | | | | | | | | | | | | | | | | | | | | | | | | | |
| 2025 | 1-1-2 | 1.0-1 | 0.0-0 | 0 | 1 | 0/0 | | | | | | | | | | | | | | | | | | | | | | | | | | |
| CAR | 32-15-47 | 3.0-3 | 0.0-0 | 2 | 10 | 1/0 | | | | | | | | | | | | | | | | | | | | | | | | | | |
| Car. Highs: | Tackles: 12; TFL: 1.0; INT: 1; PD: 2; FF: 1 | | | | | | | | | | | | | | | | | | | | | | | | | | | | | | | |
| SS |  | #7 VJ Payne 6-3, 208, Sr.-3L Gainesville, Ga. (Buford) | <ul style="list-style-type: none">LAST GAME: 11 tackles, 0.5 TFL at Arizona (9/12/25)Forced 2 fumbles and had 2 red-zone INTs last year.Earned All-Big 12 Honorable Mention accolades in 2024. | <table><tr><th>Year</th><th>U-A-T</th><th>TFL-Yds.</th><th>Sk-Yds</th><th>INT</th><th>PD</th><th>F/R</th></tr><tr><td>2025</td><td>15-11-26</td><td>1.5-2</td><td>0.0-0</td><td>0</td><td>0</td><td>0/0</td></tr><tr><td>CAR</td><td>116-58-174</td><td>9.0-15</td><td>1.0-4</td><td>3</td><td>10</td><td>2/1</td></tr><tr><td>Car. Highs:</td><td>Tackles: 12; TFL: 1.0; Sacks: 1.0; INT: 1; PD: 2; FF: 1; FR: 1</td><td></td><td></td><td></td><td></td><td></td></tr></table> | Year | U-A-T | TFL-Yds. | Sk-Yds | INT | PD | F/R | 2025 | 15-11-26 | 1.5-2 | 0.0-0 | 0 | 0 | 0/0 | CAR | 116-58-174 | 9.0-15 | 1.0-4 | 3 | 10 | 2/1 | Car. Highs: | Tackles: 12; TFL: 1.0; Sacks: 1.0; INT: 1; PD: 2; FF: 1; FR: 1 | | | | | |
| | Year | U-A-T | TFL-Yds. | Sk-Yds | INT | PD | F/R | | | | | | | | | | | | | | | | | | | | | | | | | |
| 2025 | 15-11-26 | 1.5-2 | 0.0-0 | 0 | 0 | 0/0 | | | | | | | | | | | | | | | | | | | | | | | | | | |
| CAR | 116-58-174 | 9.0-15 | 1.0-4 | 3 | 10 | 2/1 | | | | | | | | | | | | | | | | | | | | | | | | | | |
| Car. Highs: | Tackles: 12; TFL: 1.0; Sacks: 1.0; INT: 1; PD: 2; FF: 1; FR: 1 | | | | | | | | | | | | | | | | | | | | | | | | | | | | | | | |
|  | #18 Wesley Fair 6-1, 200, So.-1L Wichita, Kan. (Wichita Collegiate) | <ul style="list-style-type: none">LAST GAME: 4 tackles at Arizona (9/12/25)Has earned his first 4 career starts this season.Played in every game last year as a member of all 4 core special teams units. | <table><tr><th>Year</th><th>U-A-T</th><th>TFL-Yds.</th><th>Sk-Yds</th><th>INT</th><th>PD</th><th>F/R</th></tr><tr><td>2025</td><td>13-4-17</td><td>0.0-0</td><td>0.0-0</td><td>0</td><td>1</td><td>0/0</td></tr><tr><td>CAR</td><td>18-6-24</td><td>0.0-0</td><td>0.0-0</td><td>0</td><td>1</td><td>0/0</td></tr><tr><td>Car. Highs:</td><td>Tackles: 5; PD: 1</td><td></td><td></td><td></td><td></td><td></td></tr></table> | Year | U-A-T | TFL-Yds. | Sk-Yds | INT | PD | F/R | 2025 | 13-4-17 | 0.0-0 | 0.0-0 | 0 | 1 | 0/0 | CAR | 18-6-24 | 0.0-0 | 0.0-0 | 0 | 1 | 0/0 | Car. Highs: | Tackles: 5; PD: 1 | | | | | | |
| Year | U-A-T | TFL-Yds. | Sk-Yds | INT | PD | F/R | | | | | | | | | | | | | | | | | | | | | | | | | | |
| 2025 | 13-4-17 | 0.0-0 | 0.0-0 | 0 | 1 | 0/0 | | | | | | | | | | | | | | | | | | | | | | | | | | |
| CAR | 18-6-24 | 0.0-0 | 0.0-0 | 0 | 1 | 0/0 | | | | | | | | | | | | | | | | | | | | | | | | | | |
| Car. Highs: | Tackles: 5; PD: 1 | | | | | | | | | | | | | | | | | | | | | | | | | | | | | | | |
| FS |  | #18 Wesley Fair 6-1, 200, So.-1L Wichita, Kan. (Wichita Collegiate) | <ul style="list-style-type: none">LAST GAME: 4 tackles at Arizona (9/12/25)Has earned his first 4 career starts this season.Played in every game last year as a member of all 4 core special teams units. | <table><tr><th>Year</th><th>U-A-T</th><th>TFL-Yds.</th><th>Sk-Yds</th><th>INT</th><th>PD</th><th>F/R</th></tr><tr><td>2025</td><td>13-4-17</td><td>0.0-0</td><td>0.0-0</td><td>0</td><td>1</td><td>0/0</td></tr><tr><td>CAR</td><td>18-6-24</td><td>0.0-0</td><td>0.0-0</td><td>0</td><td>1</td><td>0/0</td></tr><tr><td>Car. Highs:</td><td>Tackles: 5; PD: 1</td><td></td><td></td><td></td><td></td><td></td></tr></table> | Year | U-A-T | TFL-Yds. | Sk-Yds | INT | PD | F/R | 2025 | 13-4-17 | 0.0-0 | 0.0-0 | 0 | 1 | 0/0 | CAR | 18-6-24 | 0.0-0 | 0.0-0 | 0 | 1 | 0/0 | Car. Highs: | Tackles: 5; PD: 1 | | | | | |
| | Year | U-A-T | TFL-Yds. | Sk-Yds | INT | PD | F/R | | | | | | | | | | | | | | | | | | | | | | | | | |
| 2025 | 13-4-17 | 0.0-0 | 0.0-0 | 0 | 1 | 0/0 | | | | | | | | | | | | | | | | | | | | | | | | | | |
| CAR | 18-6-24 | 0.0-0 | 0.0-0 | 0 | 1 | 0/0 | | | | | | | | | | | | | | | | | | | | | | | | | | |
| Car. Highs: | Tackles: 5; PD: 1 | | | | | | | | | | | | | | | | | | | | | | | | | | | | | | | |
|  | #10 Logan Bartley 6-1, 213, Fr.-HS Naples, Fla. (First Baptist Academy) | <ul style="list-style-type: none">LAST GAME: 1 tackle at Arizona (9/12/25)A true freshman who has been a member of the playing rotation in the first 4 games of 2025.Viewed as the 44th-best safety in the nation for the Class of 2025 by 247Sports. | <table><tr><th>Year</th><th>U-A-T</th><th>TFL-Yds.</th><th>Sk-Yds</th><th>INT</th><th>PD</th><th>F/R</th></tr><tr><td>2025</td><td>4-5-9</td><td>0.5-1</td><td>0.0-0</td><td>0</td><td>0</td><td>0/0</td></tr><tr><td>CAR</td><td>4-5-9</td><td>0.5-1</td><td>0.0-0</td><td>0</td><td>0</td><td>0/0</td></tr><tr><td>Car. Highs:</td><td>Tackles: 8; TFL: 0.5</td><td></td><td></td><td></td><td></td><td></td></tr></table> | Year | U-A-T | TFL-Yds. | Sk-Yds | INT | PD | F/R | 2025 | 4-5-9 | 0.5-1 | 0.0-0 | 0 | 0 | 0/0 | CAR | 4-5-9 | 0.5-1 | 0.0-0 | 0 | 0 | 0/0 | Car. Highs: | Tackles: 8; TFL: 0.5 | | | | | | |
| Year | U-A-T | TFL-Yds. | Sk-Yds | INT | PD | F/R | | | | | | | | | | | | | | | | | | | | | | | | | | |
| 2025 | 4-5-9 | 0.5-1 | 0.0-0 | 0 | 0 | 0/0 | | | | | | | | | | | | | | | | | | | | | | | | | | |
| CAR | 4-5-9 | 0.5-1 | 0.0-0 | 0 | 0 | 0/0 | | | | | | | | | | | | | | | | | | | | | | | | | | |
| Car. Highs: | Tackles: 8; TFL: 0.5 | | | | | | | | | | | | | | | | | | | | | | | | | | | | | | | |
| CB |  | #9 Donovan McIntosh 6-3, 194, So.-1L St. Louis, Mo. (St. Mary's) | <ul style="list-style-type: none">LAST GAME: Started at Arizona (9/12/25); No statsEarned his first-career start in the 2025 opener, setting career highs in tackles and PDs.Had a pass breakup on a 3rd-down play in the Rate Bowl vs. Rutgers. | <table><tr><th>Year</th><th>U-A-T</th><th>TFL-Yds.</th><th>Sk-Yds</th><th>INT</th><th>PD</th><th>F/R</th></tr><tr><td>2025</td><td>8-3-11</td><td>0.0-0</td><td>0.0-0</td><td>0</td><td>2</td><td>0/0</td></tr><tr><td>CAR</td><td>10-4-14</td><td>0.0-0</td><td>0.0-0</td><td>0</td><td>3</td><td>0/0</td></tr><tr><td>Car. Highs:</td><td>Tackles: 8; PD: 2</td><td></td><td></td><td></td><td></td><td></td></tr></table> | Year | U-A-T | TFL-Yds. | Sk-Yds | INT | PD | F/R | 2025 | 8-3-11 | 0.0-0 | 0.0-0 | 0 | 2 | 0/0 | CAR | 10-4-14 | 0.0-0 | 0.0-0 | 0 | 3 | 0/0 | Car. Highs: | Tackles: 8; PD: 2 | | | | | |
| | Year | U-A-T | TFL-Yds. | Sk-Yds | INT | PD | F/R | | | | | | | | | | | | | | | | | | | | | | | | | |
| 2025 | 8-3-11 | 0.0-0 | 0.0-0 | 0 | 2 | 0/0 | | | | | | | | | | | | | | | | | | | | | | | | | | |
| CAR | 10-4-14 | 0.0-0 | 0.0-0 | 0 | 3 | 0/0 | | | | | | | | | | | | | | | | | | | | | | | | | | |
| Car. Highs: | Tackles: 8; PD: 2 | | | | | | | | | | | | | | | | | | | | | | | | | | | | | | | |
|  | #5 Justice Clemons 5-10, 200, Sr.-2L West Columbia, Texas (Tyler JC) | <ul style="list-style-type: none">LAST GAME: Played at Arizona (9/12/25); No statsPlayed in 13 games with 3 starts last year.Has seen time in 28 games over the last 3 years after transferring from Tyler JC. | <table><tr><th>Year</th><th>U-A-T</th><th>TFL-Yds.</th><th>Sk-Yds</th><th>INT</th><th>PD</th><th>F/R</th></tr><tr><td>2025</td><td>3-1-4</td><td>0.0-0</td><td>0.0-0</td><td>0</td><td>0</td><td>0/0</td></tr><tr><td>CAR</td><td>22-6-28</td><td>1.0-2</td><td>0.0-0</td><td>0</td><td>2</td><td>0/0</td></tr><tr><td>Car. Highs:</td><td>Tackles: 3; TFL: 1.0; PD: 1</td><td></td><td></td><td></td><td></td><td></td></tr></table> | Year | U-A-T | TFL-Yds. | Sk-Yds | INT | PD | F/R | 2025 | 3-1-4 | 0.0-0 | 0.0-0 | 0 | 0 | 0/0 | CAR | 22-6-28 | 1.0-2 | 0.0-0 | 0 | 2 | 0/0 | Car. Highs: | Tackles: 3; TFL: 1.0; PD: 1 | | | | | | |
| Year | U-A-T | TFL-Yds. | Sk-Yds | INT | PD | F/R | | | | | | | | | | | | | | | | | | | | | | | | | | |
| 2025 | 3-1-4 | 0.0-0 | 0.0-0 | 0 | 0 | 0/0 | | | | | | | | | | | | | | | | | | | | | | | | | | |
| CAR | 22-6-28 | 1.0-2 | 0.0-0 | 0 | 2 | 0/0 | | | | | | | | | | | | | | | | | | | | | | | | | | |
| Car. Highs: | Tackles: 3; TFL: 1.0; PD: 1 | | | | | | | | | | | | | | | | | | | | | | | | | | | | | | | |



| FG |  | #43 Luis Rodriguez 6-1, 200, So.-TR Sylmar, Calif. (College of the Canyons) | <ul style="list-style-type: none">• LAST GAME: 1-for-1 FG, 2-for-2 XP at Arizona (9/12/25)• Connected on a 51-yd FG at Arizona, the longest by a Wildcat in a road game since 2022.• Serving as K-State's primary place kicker after signing with K-State in mid-July. | <table><tr><th>YEAR</th><th>FGM-A</th><th>Pct.</th><th>LG</th><th>XPM-A</th><th>Pct.</th></tr><tr><td>2025</td><td>4-4</td><td>100.0</td><td>51</td><td>11-11</td><td>100.0</td></tr><tr><td>CAR</td><td>4-4</td><td>100.0</td><td>51</td><td>11-11</td><td>100.0</td></tr></table> Car. Highs: FG: 2; XP: 5 | YEAR | FGM-A | Pct. | LG | XPM-A | Pct. | 2025 | 4-4 | 100.0 | 51 | 11-11 | 100.0 | CAR | 4-4 | 100.0 | 51 | 11-11 | 100.0 |
|---|---|--|--|---|-----------|-------|-------|------|-------|------|------|-------|-------|------|-------|-------|-------|------|-------|------|-------|-------|
| | YEAR | FGM-A | Pct. | LG | XPM-A | Pct. | | | | | | | | | | | | | | | | |
| 2025 | 4-4 | 100.0 | 51 | 11-11 | 100.0 | | | | | | | | | | | | | | | | | |
| CAR | 4-4 | 100.0 | 51 | 11-11 | 100.0 | | | | | | | | | | | | | | | | | |
|  | #30 Teagan Cobb 6-2, 218, So.-SQ Rose Hill, Kan. (Rose Hill) | <ul style="list-style-type: none">• Has not attempted a FG attempt while at K-State.• True on 11-of-13 FG attempts as a HS senior in 2022. | | | | | | | | | | | | | | | | | | | | |
| HLD |  | #8 Simon McClannan 5-11, 190, So.-1L Omaha, Neb. (Millard South) | <ul style="list-style-type: none">• Held for all FG and extra-point attempts in 2024 and in the first 4 games of 2025. | <table><tr><th>Year</th><th>Games</th></tr><tr><td>2025</td><td>4</td></tr><tr><td>CAR</td><td>19</td></tr></table> | Year | Games | 2025 | 4 | CAR | 19 | | | | | | | | | | | | |
| | Year | Games | | | | | | | | | | | | | | | | | | | | |
| 2025 | 4 | | | | | | | | | | | | | | | | | | | | | |
| CAR | 19 | | | | | | | | | | | | | | | | | | | | | |
|  | #30 Teagan Cobb 6-2, 218, So.-SQ Rose Hill, Kan. (Rose Hill) | <ul style="list-style-type: none">• Has not held during his time at K-State. | | | | | | | | | | | | | | | | | | | | |
| SNP |  | #16 Mason Olguin 6-1, 230, Sr.-1L Edmond, Okla. (Dodge City CC) | <ul style="list-style-type: none">• In his 2nd season serving as a primary long snapper, but this year working exclusively on the punt team.• Recovered a fumble on punt coverage at Arizona, while he has 2 career tackles on punt coverage.• Rated the No. 1 available transfer long snapper in 2022 by Kohl's Snapping. | <table><tr><th>Year</th><th>Games</th></tr><tr><td>2025</td><td>4</td></tr><tr><td>CAR</td><td>18</td></tr></table> | Year | Games | 2025 | 4 | CAR | 18 | | | | | | | | | | | | |
| | Year | Games | | | | | | | | | | | | | | | | | | | | |
| 2025 | 4 | | | | | | | | | | | | | | | | | | | | | |
| CAR | 18 | | | | | | | | | | | | | | | | | | | | | |
|  | #33 Andrew Johnson 6-1, 228, So.-SQ Lincoln, Neb. (Lincoln Christian School) | <ul style="list-style-type: none">• Serving as the primary long snapper for all FG and XP attempts this season.• Snapped on FG attempts last year vs. Houston and Arizona State.• Spent his true freshman season of 2023 as a pitcher at Concordia University, an NAIA school in Seward, Nebraska. | <table><tr><th>Year</th><th>Games</th></tr><tr><td>2025</td><td>4</td></tr><tr><td>CAR</td><td>6</td></tr></table> | Year | Games | 2025 | 4 | CAR | 6 | | | | | | | | | | | | | |
| Year | Games | | | | | | | | | | | | | | | | | | | | | |
| 2025 | 4 | | | | | | | | | | | | | | | | | | | | | |
| CAR | 6 | | | | | | | | | | | | | | | | | | | | | |
| P |  | #8 Simon McClannan 5-11, 190, So.-1L Omaha, Neb. (Millard South) | <ul style="list-style-type: none">• LAST GAME: 5 punts, 50.8-yd avg, 2 in20 at Arizona (9/12/25)• Ranks 5th in the Big 12 with his 43.5-yd avg after ranking 3rd last season.• Posted a 50.8-yd avg at Arizona, the 8th highest in the nation this season (min. 4 punts). | <table><tr><th>Year</th><th>Punts</th><th>Yds.</th><th>Avg</th><th>LG</th><th>I20</th></tr><tr><td>2025</td><td>15</td><td>652</td><td>43.5</td><td>56</td><td>4</td></tr><tr><td>CAR</td><td>62</td><td>2,642</td><td>42.6</td><td>59</td><td>19</td></tr></table> Car. Highs: Punts: 7; Avg: 50.8; in20: 4 | Year | Punts | Yds. | Avg | LG | I20 | 2025 | 15 | 652 | 43.5 | 56 | 4 | CAR | 62 | 2,642 | 42.6 | 59 | 19 |
| | Year | Punts | Yds. | Avg | LG | I20 | | | | | | | | | | | | | | | | |
| 2025 | 15 | 652 | 43.5 | 56 | 4 | | | | | | | | | | | | | | | | | |
| CAR | 62 | 2,642 | 42.6 | 59 | 19 | | | | | | | | | | | | | | | | | |
|  | #30 Teagan Cobb 6-2, 218, So.-SQ Rose Hill, Kan. (Rose Hill) | <ul style="list-style-type: none">• Has not punted during his time at K-State.• Averaged 41.2 yds on 39 punts during his senior season of HS in 2022. | | | | | | | | | | | | | | | | | | | | |
| KO |  | #8 Simon McClannan 5-11, 190, So.-1L Omaha, Neb. (Millard South) | <ul style="list-style-type: none">• LAST GAME AT KO: 4 KO, 65.0-yd avg, 4 TB at Arizona (9/12/25)• Served as the primary kickoff man over the final 10 games of 2024 and in the first 4 games of 2025.• His 64.0-yd avg ranks 3rd in the Big 12, while his 70.0% TB rate ranks 4th (min. 15 kickoffs). | <table><tr><th>Year</th><th>No.</th><th>Yards</th><th>Avg.</th><th>TB</th></tr><tr><td>2025</td><td>20</td><td>1,280</td><td>64.0</td><td>14</td></tr><tr><td>CAR</td><td>81</td><td>5,090</td><td>62.8</td><td>57</td></tr></table> Car. Highs: KO: 8; Avg: 65.0; TB: 8 | Year | No. | Yards | Avg. | TB | 2025 | 20 | 1,280 | 64.0 | 14 | CAR | 81 | 5,090 | 62.8 | 57 | | | |
| | Year | No. | Yards | Avg. | TB | | | | | | | | | | | | | | | | | |
| 2025 | 20 | 1,280 | 64.0 | 14 | | | | | | | | | | | | | | | | | | |
| CAR | 81 | 5,090 | 62.8 | 57 | | | | | | | | | | | | | | | | | | |
|  | #43 Luis Rodriguez OR | <ul style="list-style-type: none">• RODRIGUEZ: Averaged 53.0 yds on 58 kickoffs with 31 TBs last year at College of the Canyons. | | | | | | | | | | | | | | | | | | | | |
| KOR |  | #30 Teagan Cobb | <ul style="list-style-type: none">• COBB: Booted 22 TBs on 29 kickoffs during his senior year of HS in 2022. | | | | | | | | | | | | | | | | | | | |
| |  | #3 Dylan Edwards 5-9, 175, Jr.-1L Derby, Kan. (Univ. of Colorado) | <ul style="list-style-type: none">• LAST GAME RETURNING: 5 ret, 102 yds at Iowa State (11/30/24)• Earned All-Big 12 Honorable Mention accolades as a returner in 2024.• Finished 35th nationally in combined kickoff- and punt-return yds (438). | <table><tr><th>Year</th><th>Ret.</th><th>Yds.</th><th>Avg</th><th>TD</th><th>LG</th></tr><tr><td>2025</td><td>0</td><td>0</td><td>0.0</td><td>0</td><td>0</td></tr><tr><td>CAR</td><td>21</td><td>427</td><td>20.3</td><td>0</td><td>29</td></tr></table> Car. Highs: Ret: 5; Yds: 102 2022 at Colorado | Year | Ret. | Yds. | Avg | TD | LG | 2025 | 0 | 0 | 0.0 | 0 | 0 | CAR | 21 | 427 | 20.3 | 0 | 29 |
| Year | Ret. | Yds. | Avg | TD | LG | | | | | | | | | | | | | | | | | |
| 2025 | 0 | 0 | 0.0 | 0 | 0 | | | | | | | | | | | | | | | | | |
| CAR | 21 | 427 | 20.3 | 0 | 29 | | | | | | | | | | | | | | | | | |
| OR |  | #21 Bryce Noernberg OR | <ul style="list-style-type: none">• NOERNBERG'S LAST GAME RETURNING: 2 ret, 142 yds, TD vs. Army (9/6/25) | <table><tr><th>NOERNBERG</th><th>Ret.</th><th>Yds.</th><th>Avg</th><th>TD</th><th>LG</th></tr><tr><td>2025</td><td>10</td><td>339</td><td>33.9</td><td>1</td><td>99</td></tr><tr><td>CAR</td><td>14</td><td>430</td><td>30.7</td><td>1</td><td>99</td></tr></table> Car. Highs: Ret: 5; Yds: 143; TD: 1 | NOERNBERG | Ret. | Yds. | Avg | TD | LG | 2025 | 10 | 339 | 33.9 | 1 | 99 | CAR | 14 | 430 | 30.7 | 1 | 99 |
| NOERNBERG | Ret. | Yds. | Avg | TD | LG | | | | | | | | | | | | | | | | | |
| 2025 | 10 | 339 | 33.9 | 1 | 99 | | | | | | | | | | | | | | | | | |
| CAR | 14 | 430 | 30.7 | 1 | 99 | | | | | | | | | | | | | | | | | |
|  | #23 DeVon (duh-VON) Rice | <ul style="list-style-type: none">• NOERNBERG: Returned a kickoff 99 yds for a TD vs. Army.• RICE'S LAST GAME RETURNING: 1 ret, 27 yds vs. Arizona State (11/16/24) | | | | | | | | | | | | | | | | | | | | |
| PR |  | #3 Dylan Edwards 5-9, 175, Jr.-1L Derby, Kan. (Univ. of Colorado) | <ul style="list-style-type: none">• LAST GAME RETURNING: 1 ret, 0 yds vs. Iowa State (8/23/25)• Ranked 5th in the Big 12 in total punt-return yds last year.• Returned a punt 71 yds for a TD vs. Arizona, earning Big 12 Special Teams Player of the Week honors. | <table><tr><th>Year</th><th>Ret.</th><th>Yds.</th><th>Avg</th><th>TD</th><th>LG</th></tr><tr><td>2025</td><td>1</td><td>0</td><td>0.0</td><td>0</td><td>0</td></tr><tr><td>CAR</td><td>13</td><td>159</td><td>12.2</td><td>1</td><td>71</td></tr></table> Car. Highs: Ret: 2; Yds: 71; TD: 1 | Year | Ret. | Yds. | Avg | TD | LG | 2025 | 1 | 0 | 0.0 | 0 | 0 | CAR | 13 | 159 | 12.2 | 1 | 71 |
| | Year | Ret. | Yds. | Avg | TD | LG | | | | | | | | | | | | | | | | |
| 2025 | 1 | 0 | 0.0 | 0 | 0 | | | | | | | | | | | | | | | | | |
| CAR | 13 | 159 | 12.2 | 1 | 71 | | | | | | | | | | | | | | | | | |
|  | #6 Sterling Lockett 5-10, 169, Jr.-1L Leawood, Kan. (Blue Valley) | <ul style="list-style-type: none">• LAST GAME RETURNING: 1 ret, 2 yds at Arizona (9/12/25)• Returned a career-high 3 punts vs. North Dakota, including one for a career-long 22 yds. | <table><tr><th>Year</th><th>Ret.</th><th>Yds.</th><th>Avg</th><th>TD</th><th>LG</th></tr><tr><td>2025</td><td>5</td><td>25</td><td>5.0</td><td>0</td><td>22</td></tr><tr><td>CAR</td><td>7</td><td>35</td><td>5.0</td><td>0</td><td>22</td></tr></table> Car. Highs: Ret: 3; Yds: 23 | Year | Ret. | Yds. | Avg | TD | LG | 2025 | 5 | 25 | 5.0 | 0 | 22 | CAR | 7 | 35 | 5.0 | 0 | 22 | |
| Year | Ret. | Yds. | Avg | TD | LG | | | | | | | | | | | | | | | | | |
| 2025 | 5 | 25 | 5.0 | 0 | 22 | | | | | | | | | | | | | | | | | |
| CAR | 7 | 35 | 5.0 | 0 | 22 | | | | | | | | | | | | | | | | | |

IN-SEASON BIRTHDAYS

Several Wildcats celebrate their birthdays during the 2025 regular season. Below is a list of those players and coaches in addition to the game days for reference.

AUGUST

21 – Chiddi Obiazor (2004)
22 – Caleb Medford (2001)
23 – vs. IOWA STATE
30 – NORTH DAKOTA
30 – Ben Wheeler (2005)

SEPTEMBER

3 – Austin Romaine (2004)
5 – Leyton Simmering (2003)
6 – ARMY
6 – Teagan Cobb (2004)
8 – Jace Adler (2006)
11 – Jayden Rowe (2003)
12 – at ARIZONA
14 – Monterrio Elston Jr. (2006)
16 – Donovan McIntosh (2004)

19 – Mason Olguin (2001)
22 – Dylan Edwards (2004)
22 – Brock Heath (2006)
23 – Justin Stephens (2004)
27 – UCF
27 – Chris Klieman
27 – Andrew Metzger (2004)
29 – Devin Vass (2004)
29 – Logan Bartley (2006)
30 – Ryan Davis (2004)
30 – Dillon Duff (2006)

OCTOBER

3 – Dominic Mitchell (2006)
4 – at BAYLOR
4 – Joe Jackson (2004)
7 – Kyle Rakers (2005)

8 – Sterling Lockett (2003)
8 – Wesley Fair (2004)
10 – Jerand Bradley (2002)
11 – TCU
18 – Martel Jackson (2006)
21 – DeVon Rice (2004)
25 – at KANSAS
25 – Jemyri Davis (2004)

NOVEMBER

1 – TEXAS TECH
2 – Avery Johnson (2004)
2 – JB Price (2005)
3 – Travis Bates (2003)
5 – Will Anciaux (2004)
7 – Gabe Powers (2002)
8 – Buddy Wyatt

13 – Jacques Spradley-Demps (2005)
14 – Andrew Leingang (2002)
15 – at OKLAHOMA STATE
22 – at UTAH
25 – Garrett Harstad (2004)
29 – COLORADO
30 – Brayden Loftin (2003)
30 – Garrett Oakley (2003)



AVERY JOHNSON

6-3 • 198 • Jr.-2L
Wichita, Kan. • Maize

- ★ Maxwell Award watch list
- ★ Davey O'Brien Award watch list
- ★ Manning Award watch list
- ★ Johnny Unitas Golden Arm Award watch list
- ★ Shrine Bowl watch list

- Starting his 19th career game under center for the Wildcats vs. UCF.
- Currently ranks 6th in school history in career passing efficiency and passing TDs, 8th in passing yds per game (161.7), and 9th in both completions and TD responsibility (52).
- His 52 TDs responsible for are tied for 27th nationally among active players but rank 6th among non-seniors.
- Needs 37 rushing yds to become the 7th QB in school history to tally 1,000 career rushing yds... When taking away sack yardage, he has rushed for 1,108 yds on 173 attempts (6.4-yd avg).
- Needs 114 yds of total offense to enter the school's career top-10 list.
- Has tallied multiple TD passes in 13 career games.
- Held a streak of 5-consecutive contests with multiple TD passes that was snapped vs. Army... It was the longest streak since Will Howard also did so in 5-straight games in 2023 (vs. TCU, Houston, Texas, Baylor and Kansas).
- Set career highs in completions, attempts and passing yds in addition to tying his career high in passing TDs vs. North Dakota.
- Threw for 318 yds vs. North Dakota, the first 300-yd game of his career, the 46th such game in school history and the first since Howard at Texas in 2023 (327 yds).
- Started the 2025 season by connecting on 70.0% of his passes vs. Iowa State, the best completion % of his career (min. 10 att.).
- Put together a pass efficiency rating of 168.4 vs. ISU, the second-highest of his career (min. 10 att.), only outdone by the 186.0 mark he produced last year at West Virginia.
- Ranks 4th in the Big 12 in completions per game (19.25)... His 77 total completions rank 3rd in the conference.
- Ranks 9th in the Big 12 in points responsible for (50).
- Finished the 2024 season as one of 9 QBs in the nation with at least 25 passing TDs and 7 rushing TDs, including one of five Power 4 signal callers.
- Also concluded the year as one of only 5 players in the nation – and one of 3 from a Power 4 school (Alabama's Jalen Milroe and Arkansas' Taylen Green) – to record 2,700 passing yds and 600 rushing yds.
- Tied the school record by engineering 4 comeback wins in 2024 when trailing in the 4th quarter in games vs. Tulane, Colorado, Kansas and Rutgers, the latter being in the Rate Bowl which was the largest comeback win in K-State's bowl history (17 points).
- Voted a team captain in both 2024 and 2025.

2

GAME HIGHS

COMPLETIONS

2025.....28, vs. North Dakota (8/30)
Career.....28, vs. North Dakota (8/30/25)

ATTEMPTS

2025.....43, vs. North Dakota (8/30)
Career.....43, vs. North Dakota (8/30/25)

PASSING YARDS

2025.....318, vs. North Dakota (8/30)
Career.....318, North Dakota (8/30/25)

PASSING TOUCHDOWNS

2025.....3, vs. North Dakota (8/30)
Career.....3, five times

LONG PASS

2025.....65, vs. Iowa State (8/23)
Career.....65, twice

RUSHING ATTEMPTS

2025.....8, vs. Iowa State (8/23)
Career.....17, vs. Arizona (9/13/24)

RUSHING YARDS

2025.....43, vs. North Dakota (8/30)
Career.....110, vs. Arizona (9/13/24)

RUSHING TOUCHDOWNS

2025.....1, twice
Career.....5, at Texas Tech (10/14/23)

LONG RUSH

2025.....25, vs. North Dakota (8/30)
Career.....33, vs. Cincinnati (11/23/24)

| PASSING | GP/S | Cmp-Att-Int | Yds | TD | Long | Perc. | Eff. | RUSHING | Att | Yds | TD | Long | Avg/C |
|--------------|--------------|-------------------|--------------|-----------|-----------|-------------|--------------|---------|------------|------------|-----------|-----------|------------|
| 2023 | 8/2 | 37-66-0 | 479 | 5 | 43 | 56.1 | 142.0 | | 52 | 296 | 7 | 30 | 5.7 |
| 2024 | 13/13 | 217-372-10 | 2,712 | 25 | 65 | 58.3 | 136.4 | | 113 | 605 | 7 | 33 | 5.4 |
| 2025 | 4/4 | 77-127-1 | 851 | 6 | 65 | 60.6 | 130.9 | | 25 | 62 | 2 | 25 | 2.5 |
| TOTAL | 25/19 | 331-565-11 | 4,042 | 36 | 65 | 58.6 | 135.8 | | 190 | 963 | 16 | 33 | 5.1 |

JOHNSON'S GAME-BY-GAME STATISTICS

| PASSING | | | | | | | | | RUSHING | | | |
|----------|----------------------|---------------|---------|------|-----|----|------|-------|---------|-----|----|------|
| 2023 | Opponent | Result | C-A-I | Pct. | Yds | TD | Long | Eff | Att | Yds | TD | Long |
| Sept. 2 | SEMO | W, 45-0 | 3-4-0 | 75.0 | 55 | 0 | 24 | 190.5 | 5 | 32 | 1 | 15 |
| Sept. 16 | at Missouri | L, 27-30 | 0-0-0 | 0.0 | 0 | 0 | 0 | 0.0 | 5 | 32 | 0 | 11 |
| Oct. 14 | at Texas Tech | W, 38-21 | 8-9-0 | 88.9 | 77 | 0 | 21 | 160.8 | 13 | 90 | 5 | 30 |
| Oct. 21 | TCU* (2 QB Starters) | W, 41-3 | 5-10-0 | 50.0 | 90 | 1 | 43 | 158.6 | 16 | 73 | 0 | 23 |
| Oct. 28 | Houston | W, 41-0 | 5-6-0 | 83.3 | 46 | 1 | 21 | 202.7 | 5 | -5 | 0 | 5 |
| Nov. 4 | at Texas | L, 30-33 (ot) | 0-1-0 | 0.0 | 0 | 0 | 0 | 0.0 | 1 | -1 | 0 | 0 |
| Nov. 11 | Baylor | W, 59-25 | 2-5-0 | 40.0 | 33 | 1 | 28 | 161.4 | 1 | 4 | 0 | 4 |
| Dec. 28 | vs. NC State* | W, 28-19 | 14-31-0 | 45.2 | 178 | 2 | 37 | 114.7 | 7 | 71 | 1 | 19 |
| 2024 | Opponent | Result | C-A-I | Pct. | Yds | TD | Long | Eff | Att | Yds | TD | Long |
| Aug. 31 | UT Martin* | W, 41-6 | 14-21-1 | 66.7 | 153 | 2 | 44 | 149.8 | 3 | 37 | 0 | 17 |
| Sept. 7 | at Tulane* | W, 34-27 | 15-23-0 | 65.2 | 181 | 2 | 45 | 160.0 | 8 | 40 | 0 | 18 |
| Sept. 13 | Arizona* | W, 31-7 | 14-23-0 | 60.9 | 156 | 2 | 48 | 146.5 | 17 | 110 | 0 | 26 |
| Sept. 21 | at BYU* | L, 9-38 | 15-28-2 | 53.6 | 130 | 0 | 20 | 78.3 | 11 | 74 | 0 | 30 |
| Sept. 28 | Oklahoma State* | W, 42-20 | 19-31-1 | 61.3 | 259 | 3 | 55 | 157.0 | 5 | 60 | 2 | 21 |
| Oct. 12 | at Colorado* | W, 31-28 | 15-23-1 | 65.2 | 224 | 2 | 50 | 167.0 | 7 | -15 | 1 | 10 |
| Oct. 19 | at West Virginia* | W, 45-18 | 19-29-0 | 65.5 | 298 | 3 | 60 | 186.0 | 0 | 0 | 0 | 0 |
| Oct. 26 | Kansas* | W, 29-27 | 19-34-0 | 55.9 | 253 | 2 | 42 | 137.8 | 14 | 67 | 1 | 14 |
| Nov. 2 | at Houston* | L, 19-24 | 23-39-2 | 59.0 | 238 | 1 | 61 | 108.4 | 8 | 31 | 0 | 13 |
| Nov. 16 | Arizona State* | L, 14-23 | 24-40-2 | 60.0 | 258 | 0 | 26 | 104.2 | 6 | 21 | 1 | 10 |
| Nov. 23 | Cincinnati* | W, 41-15 | 13-23-0 | 56.5 | 147 | 2 | 20 | 138.9 | 10 | 72 | 1 | 33 |
| Nov. 30 | at Iowa State* | L, 21-29 | 12-28-0 | 42.9 | 220 | 3 | 65 | 144.2 | 13 | 64 | 0 | 21 |
| Dec. 26 | vs. Rutgers* | W, 44-41 | 15-30-1 | 50.0 | 195 | 3 | 35 | 130.9 | 11 | 57 | 1 | 27 |
| 2025 | Opponent | Result | C-A-I | Pct. | Yds | TD | Long | Eff | Att | Yds | TD | Long |
| Aug. 23 | vs. Iowa State* | L, 21-24 | 21-30-0 | 70.0 | 273 | 2 | 65 | 168.4 | 8 | 21 | 1 | 10 |
| Aug. 30 | North Dakota* | W, 38-35 | 28-43-0 | 65.1 | 318 | 3 | 44 | 150.3 | 7 | 43 | 0 | 25 |
| Sept. 6 | Army* | L, 21-24 | 15-25-1 | 60.0 | 172 | 1 | 32 | 123.0 | 3 | 14 | 0 | 7 |
| Sept. 12 | at Arizona* | L, 17-23 | 13-29-0 | 44.8 | 88 | 0 | 31 | 70.3 | 7 | -16 | 1 | 8 |

* Game Started



AMARIYON FORTENBERRY

CB • 5-10 • 178 • So.-TR
Columbia, Miss. • South Alabama

- A transfer from South Alabama who has served as a reserve CB in each of the first 4 games.
- Played in 13 games with 8 starts as a true freshman last season.
- Tallied a season-high 12 tackles and 2 PDs last year at LSU.

FORTENBERRY'S GAME-BY-GAME DEFENSIVE STATS

| Date | Opponent | UA-AT-TT | TFL | SACK | INT | PD | F/R |
|----------|----------------------|---------------|--------------|-------|----------|----------|------------|
| 8/31/24 | NORTH TEXAS | 2-0-2 | 0.0-0 | 0.0-0 | 0 | 1 | 0/0 |
| 9/7/24 | at Ohio* | 1-5-6 | 0.0-0 | 0.0-0 | 0 | 1 | 0/0 |
| 9/12/24 | NORTHWESTERN ST.* | 2-0-2 | 1.0-1 | 0.0-0 | 1 | 2 | 0/0 |
| 9/19/24 | at Appalachian St.* | 3-0-3 | 1.0-1 | 0.0-0 | 0 | 1 | 0/0 |
| 9/28/24 | at LSU* | 8-4-12 | 0.0-0 | 0.0-0 | 0 | 2 | 0/0 |
| 10/5/24 | at Arkansas State* | 5-0-5 | 0.0-0 | 0.0-0 | 0 | 0 | 0/0 |
| 11/16/24 | at Louisiana* | 3-0-3 | 0.0-0 | 0.0-0 | 0 | 0 | 1/0 |
| 11/23/24 | at Southern Miss* | 0-2-2 | 0.0-0 | 0.0-0 | 0 | 1 | 0/0 |
| 11/29/24 | TEXAS STATE* | 4-2-6 | 0.0-0 | 0.0-0 | 0 | 0 | 0/0 |
| 12/14/24 | vs. Western Michigan | 3-1-4 | 0.0-0 | 0.0-0 | 1 | 1 | 0/0 |
| 8/30/25 | NORTH DAKOTA | 1-1-2 | 1.0-1 | 0.0-0 | 0 | 1 | 0/0 |

2024 Season at South Alabama

* denotes game started; **Bold Italics** denotes career high

FORTENBERRY'S CAREER DEFENSIVE STATS

| Year | G/S | UA-AT-TT | TFL | SACK | INT | PD | F/R |
|--------------|-------------|-----------------|--------------|--------------|----------|-----------|------------|
| 2024 | 13/8 | 31-14-45 | 2.0-2 | 0.0-0 | 2 | 9 | 1/0 |
| 2025 | 4/0 | 1-1-2 | 1.0-1 | 0.0-0 | 0 | 1 | 0/0 |
| TOTAL | 17/8 | 32-15-47 | 3.0-3 | 0.0-0 | 2 | 10 | 1/0 |

* at South Alabama



JAYCE BROWN

WR • 6-0 • 179 • Jr.-2L
Fort Walton Beach, Fla. • Choctawhatchee

- ★ Biletnikoff Award watch list
- ★ Shrine Bowl watch list

- Has played in 27 career games with 21 starts, the latter ranking 2nd on the offense.
- Ranks 21st nationally and 3rd in the Big 12 with 6.25 catches/gm, while he ranks 6th in the Big 12 with 71.0 receiving yds/gm.
- Also ranks 11th in the Big 12 with 388 total all-purpose yds.
- Has at least one catch in each of the last 25 games, the longest streak by a Wildcat since Phillip Brooks also went 25-straight games over the 2022 and 2023 seasons.
- If he were to catch at pass vs. UCF, it would be the longest streak by a Wildcat since Deuce Vaughn held a 33-game streak that spanned from his first-career game in 2020 through the 10th game of 2022.
- Tallied at least 100 scrimmage yds in the final 2 games of 2024 and 3 times to start 2025 after only one such performance in his first 21 career games.
- Opened the second half at Arizona with a 75-yd TD run on the first play from scrimmage, the longest by a Wildcat since Deuce Vaughn vs. Alabama in the 2022 Sugar Bowl (88 yds) and longest by a K-State WR since Malik Knowles on the first play from scrimmage of the 2022 season vs. South Dakota (75 yds).

- Recorded 12 catches vs. North Dakota, tied for seventh in program history for a single game and the most by a Wildcat since Tyler Lockett had 13 the final game of his career, the 2014 Alamo Bowl vs. UCLA.
- Sits 2 receiving TDs shy of entering the school's career top-10 list.
- On the watch list for the Biletnikoff Award, K-State's first candidate for the award since Lockett was a semifinalist in 2014.
- Sits 2 TD catches and 277 yds shy of entering the school's top-10 lists for those categories.
- Tallied the game-winning TD catch last season at Colorado, a 50-yarder with 2:14 remaining in the game.

BROWN'S GAME-BY-GAME RECEIVING STATS

| Date | Opponent | No | Yds | TD | LG |
|----------|-------------------|-----------|------------|----------|-----------|
| 9/2/23 | SEMO | 1 | 15 | 0 | 15 |
| 10/14/23 | at Texas Tech | 1 | 21 | 0 | 21 |
| 10/21/23 | TCU | 4 | 88 | 1 | 43 |
| 10/28/23 | HOUSTON* | 2 | 13 | 0 | 8 |
| 11/4/23 | at Texas* | 4 | 77 | 1 | 32 |
| 11/11/23 | BAYLOR* | 1 | 6 | 0 | 6 |
| 11/18/23 | at Kansas* | 4 | 96 | 0 | 46 |
| 11/25/23 | IOWA STATE* | 5 | 69 | 0 | 20 |
| 12/28/23 | vs. NC State* | 5 | 52 | 1 | 22 |
| 8/31/24 | UT MARTIN* | 5 | 71 | 0 | 44 |
| 9/21/24 | at BYU* | 4 | 51 | 0 | 20 |
| 9/28/24 | OKLAHOMA STATE* | 4 | 78 | 1 | 55 |
| 10/12/24 | at Colorado* | 6 | 121 | 2 | 50 |
| 10/19/24 | at West Virginia* | 2 | 22 | 0 | 15 |
| 10/26/24 | KANSAS* | 5 | 98 | 0 | 42 |
| 11/2/24 | at Houston* | 3 | 86 | 0 | 61 |
| 11/16/24 | ARIZONA STATE* | 5 | 38 | 0 | 13 |
| 11/23/24 | CINCINNATI | 1 | 15 | 0 | 15 |
| 11/30/24 | at Iowa State* | 3 | 106 | 2 | 65 |
| 12/26/24 | vs. Rutgers* | 5 | 60 | 0 | 19 |
| 8/23/25 | vs. Iowa State | 4 | 78 | 1 | 37 |
| 8/30/25 | NORTH DAKOTA* | 12 | 109 | 1 | 44 |
| 9/6/25 | ARMY* | 3 | 29 | 0 | 17 |
| 9/12/25 | at Arizona* | 6 | 68 | 0 | 31 |

* denotes game started; **Bold Italics** denotes career high

BROWN'S GAME-BY-GAME RUSHING STATS

| Date | Opponent | No | Yds | TD | LG |
|----------|----------------|----------|-----------|----------|-----------|
| 9/2/23 | SEMO | 1 | 0 | 0 | 0 |
| 10/21/23 | TCU | 1 | 1 | 0 | 1 |
| 10/28/23 | HOUSTON* | 2 | 2 | 0 | 2 |
| 12/26/24 | vs. Rutgers* | 3 | 42 | 0 | 34 |
| 8/23/25 | vs. Iowa State | 2 | 29 | 0 | 33 |
| 9/12/25 | at Arizona* | 1 | 75 | 1 | 75 |

* denotes game started; **Bold Italics** denotes career high

BROWN'S GAME-BY-GAME KICKOFF RETURNS STATS

| Date | Opponent | No | Yds | TD | LG |
|---------|-----------|----------|-----------|----------|-----------|
| 8/31/24 | UT MARTIN | 1 | 32 | 0 | 32 |
| 9/7/24 | at Tulane | 1 | 10 | 0 | 10 |

Bold Italics denotes career high

BROWN'S CAREER RECEIVING STATS

| Year | G/S | No | Yds | Avg | TD | Lg |
|--------------|--------------|-----------|--------------|-------------|-----------|-----------|
| 2023 | 10/6 | 27 | 437 | 16.2 | 3 | 46 |
| 2024 | 13/12 | 47 | 823 | 17.5 | 5 | 65 |
| 2025 | 4/3 | 25 | 284 | 11.4 | 2 | 44 |
| TOTAL | 27/21 | 99 | 1,544 | 15.6 | 10 | 65 |

BROWN'S CAREER RUSHING STATS

| Year | G/S | No | Yds | Avg | TD | Lg |
|--------------|--------------|-----------|------------|-------------|----------|-----------|
| 2023 | 10/6 | 4 | 3 | 0.8 | 0 | 2 |
| 2024 | 13/12 | 3 | 42 | 14.0 | 0 | 34 |
| 2025 | 4/3 | 3 | 104 | 34.7 | 1 | 75 |
| TOTAL | 27/21 | 10 | 149 | 10.9 | 1 | 75 |

BROWN'S CAREER KICKOFF RETURN STATS

| Year | G | NO | YDS | AVG | TD | LG |
|--------------|-----------|----------|-----------|-------------|----------|-----------|
| 2024 | 10 | 2 | 42 | 21.0 | 0 | 32 |
| TOTAL | 27 | 2 | 42 | 21.0 | 0 | 32 |



COLBY McALISTER

S • 5-10 • 198 • Jr.-2L
Houston, Texas • Clear Brook

- Has played in 25 career games, including starts last year vs. Colorado, Arizona State and Cincinnati, but he has missed the first 4 games this year due to injury.
- Returned a blocked punt 1 yd for a TD vs. UT Martin, while he recovered a fumble vs. Oklahoma State.

McALISTER'S GAME-BY-GAME DEFENSIVE STATS

| Date | Opponent | UA-AT-TT | TFL | SACK | INT | PD | F/R |
|----------|-------------------|--------------|--------------|--------------|-----|----------|------------|
| 9/2/23 | SEMO* | 3-0-3 | 0.0-0 | 0.0-0 | 0 | 0 | 0/0 |
| 9/16/23 | at Missouri | 0-1-1 | 0.5-1 | 0.0-0 | 0 | 0 | 0/0 |
| 9/23/23 | UCF | 1-0-1 | 0.0-0 | 0.0-0 | 0 | 0 | 0/0 |
| 10/6/23 | at Oklahoma State | 1-0-1 | 0.0-0 | 0.0-0 | 0 | 0 | 0/0 |
| 10/14/23 | at Texas Tech | 3-1-4 | 0.0-0 | 0.0-0 | 0 | 0 | 0/0 |
| 10/21/23 | TCU | 2-0-2 | 0.0-0 | 0.0-0 | 0 | 0 | 0/0 |
| 11/4/23 | at Texas | 2-0-2 | 0.0-0 | 0.0-0 | 0 | 0 | 0/0 |
| 11/11/23 | BAYLOR | 4-0-4 | 1.0-1 | 1.0-1 | 0 | 0 | 1/0 |
| 11/18/23 | at Kansas | 1-0-1 | 0.0-0 | 0.0-0 | 0 | 0 | 0/0 |
| 11/25/23 | IOWA STATE | 2-0-2 | 0.0-0 | 0.0-0 | 0 | 0 | 0/0 |
| 12/28/23 | vs. NC State* | 4-2-6 | 0.0-0 | 0.0-0 | 0 | 1 | 0/0 |
| 9/7/24 | at Tulane | 2-2-4 | 0.0-0 | 0.0-0 | 0 | 0 | 0/0 |
| 9/13/24 | ARIZONA | 0-0-0 | 0.0-0 | 0.0-0 | 0 | 1 | 0/0 |
| 9/21/24 | at BYU | 1-1-2 | 0.0-0 | 0.0-0 | 0 | 0 | 0/0 |
| 9/28/24 | OKLAHOMA STATE | 4-1-5 | 0.0-0 | 0.0-0 | 0 | 0 | 0/1 |
| 10/12/24 | at Colorado* | 1-0-1 | 0.0-0 | 0.0-0 | 0 | 0 | 0/0 |
| 10/19/24 | at West Virginia | 0-1-1 | 0.0-0 | 0.0-0 | 0 | 0 | 0/0 |
| 10/26/24 | KANSAS | 1-1-2 | 0.0-0 | 0.0-0 | 0 | 0 | 0/0 |
| 11/2/24 | at Houston | 2-0-2 | 0.0-0 | 0.0-0 | 0 | 0 | 0/0 |
| 11/16/24 | ARIZONA STATE* | 1-0-1 | 0.0-0 | 0.0-0 | 0 | 0 | 0/0 |
| 11/23/24 | CINCINNATI* | 3-3-6 | 0.0-0 | 0.0-0 | 0 | 0 | 0/0 |

* denotes game started; **Bold Italics** denotes career high

McALISTER'S CAREER DEFENSIVE STATS

| Year | G/S | UA-AT-TT | TFL | SACK | INT | PD | F/R |
|--------------|-------------|-----------------|---------------|---------------|----------|----------|------------|
| 2023 | 13/2 | 23-4-27 | 1.5-12 | 1.0-12 | 0 | 1 | 1/0 |
| 2024 | 12/3 | 15-9-24 | 0.0-0 | 0.0-0 | 0 | 1 | 0/1 |
| TOTAL | 25/5 | 38-13-51 | 1.5-12 | 1.0-12 | 0 | 2 | 1/1 |



DYLAN EDWARDS

RB • 5-9 • 175 • Jr.-1L
Derby, Kan. • Colorado

- ★ Maxwell Award watch list
- ★ Doak Walker Award watch list
- ★ Paul Hornung Award watch list
- ★ Jet Award watch list
- ★ Senior Bowl Top 300
- ★ Shrine Bowl watch list

- Played in 12 games with 6 starts in each of his first 2 seasons of college — 2023 at Colorado and 2024 at K-State.
- His 7.4-yd rushing avg last season ranked first among Power 4 RBs in 2024 (min. 70 carries).
- Teamed with DJ Giddens (6.6-yd avg) and Avery Johnson (5.4-yd avg) to make K-State the only Power 4 team in the country with 3 players boasting at least 5.4 yds per rush (min. 70 att.).



- Rushed for a career-high and K-State bowl record 196 yds – including a career-long rush of 65 yds – in the 2024 Rate Bowl.
- Earned Rate Bowl Offensive MVP honors in addition to being named to the Associated Press All-Bowl Team.
- Returned punts and kicks in 2024, earning All-Big 12 honors.
- Returned a punt 71 yds for a TD vs. Arizona – earning Big 12 Special Teams Player of the Week honors – as it was the first PR TD by a K-State RB since Darren Sproles in 2003 vs. Kansas.

EDWARDS' GAME-BY-GAME RUSHING STATS

| Date | Opponent | No | Yds | TD | LG |
|----------|----------------------|-----------|------------|----------|-----------|
| 9/2/23 | at TCU* | 6 | 24 | 1 | 8 |
| 9/9/23 | NEBRASKA* | 9 | 55 | 0 | 34 |
| 9/16/23 | COLORADO STATE* | 10 | 57 | 0 | 19 |
| 9/23/23 | at Oregon* | 3 | 21 | 0 | 17 |
| 9/30/23 | USC | 12 | 44 | 0 | 8 |
| 10/7/23 | at Arizona State | 7 | 16 | 0 | 6 |
| 10/13/23 | STANFORD | 7 | 33 | 0 | 11 |
| 10/28/23 | at UCLA | 4 | 12 | 0 | 8 |
| 11/4/23 | OREGON STATE | 5 | 6 | 0 | 2 |
| 11/11/23 | ARIZONA | 5 | 10 | 0 | 5 |
| 11/17/23 | at Washington State* | 7 | 42 | 0 | 23 |
| 11/25/23 | at Utah | 1 | 1 | 0 | 1 |
| 8/31/24 | UT MARTIN* | 5 | 43 | 1 | 17 |
| 9/7/24 | at Tulane | 4 | 54 | 1 | 27 |
| 9/13/24 | ARIZONA* | 6 | 41 | 0 | 24 |
| 9/21/24 | at BYU | 6 | 41 | 0 | 12 |
| 9/28/24 | OKLAHOMA STATE* | 8 | 22 | 0 | 9 |
| 10/12/24 | at Colorado | 7 | 21 | 1 | 9 |
| 10/19/24 | at West Virginia* | 3 | 27 | 0 | 24 |
| 10/26/24 | KANSAS | 3 | 60 | 0 | 44 |
| 11/2/24 | at Houston | 8 | 31 | 0 | 13 |
| 11/16/24 | ARIZONA STATE | 3 | 5 | 0 | 4 |
| 11/30/24 | at Iowa State* | 3 | 5 | 0 | 3 |
| 12/26/24 | vs. Rutgers* | 18 | 196 | 2 | 65 |
| 9/12/25 | at Arizona* | 4 | 13 | 0 | 11 |

2023 Season at Colorado

* denotes game started; **Bold Italics** denotes career high

EDWARDS' GAME-BY-GAME RECEIVING STATS

| Date | Opponent | No | Yds | TD | LG |
|----------|-------------------|----------|------------|----------|-----------|
| 9/2/23 | at TCU* | 5 | 135 | 3 | 75 |
| 9/9/23 | NEBRASKA* | 3 | 8 | 0 | 7 |
| 9/16/23 | COLORADO STATE* | 6 | 17 | 0 | 6 |
| 9/23/23 | at Oregon* | 3 | 9 | 0 | 7 |
| 10/7/23 | at Arizona State | 3 | 24 | 0 | 15 |
| 10/13/23 | STANFORD | 3 | 24 | 0 | 17 |
| 10/28/23 | at UCLA | 2 | 12 | 0 | 9 |
| 11/4/23 | OREGON STATE | 4 | 22 | 0 | 11 |
| 11/11/23 | ARIZONA | 3 | 9 | 0 | 5 |
| 11/25/23 | at Utah | 4 | 39 | 1 | 30 |
| 8/31/24 | UT MARTIN* | 2 | 19 | 1 | 15 |
| 9/7/24 | at Tulane | 1 | -2 | 0 | 0 |
| 9/13/24 | ARIZONA* | 1 | 3 | 0 | 3 |
| 9/21/24 | at BYU | 1 | 5 | 0 | 5 |
| 9/28/24 | OKLAHOMA STATE* | 2 | 12 | 0 | 9 |
| 10/12/24 | at Colorado | 3 | 27 | 0 | 12 |
| 10/19/24 | at West Virginia* | 3 | 18 | 0 | 8 |
| 10/26/24 | KANSAS | 2 | 20 | 0 | 19 |
| 11/2/24 | at Houston | 2 | 4 | 0 | 5 |
| 12/26/24 | vs. Rutgers* | 2 | 27 | 1 | 26 |

2023 Season at Colorado

* denotes game started; **Bold Italics** denotes career high

EDWARDS' GAME-BY-GAME KICKOFF RETURN STATS

| Date | Opponent | No | Yds | TD | LG |
|----------|------------------|----------|------------|----|-----------|
| 9/2/23 | at TCU | 1 | 18 | 0 | 18 |
| 9/16/23 | COLORADO STATE | 2 | 46 | 0 | 24 |
| 9/30/23 | USC | 1 | 17 | 0 | 17 |
| 11/4/23 | OREGON STATE | 1 | 24 | 0 | 24 |
| 9/21/24 | at BYU | 2 | 40 | 0 | 25 |
| 9/28/24 | OKLAHOMA STATE | 1 | 15 | 0 | 15 |
| 10/19/24 | at West Virginia | 2 | 34 | 0 | 22 |
| 10/26/24 | KANSAS | 1 | 28 | 0 | 28 |
| 11/2/24 | at Houston | 3 | 53 | 0 | 29 |
| 11/16/24 | ARIZONA STATE | 1 | 26 | 0 | 26 |
| 11/30/24 | at Iowa State | 5 | 102 | 0 | 24 |

2023 Season at Colorado

Bold Italics denotes career high

EDWARDS' GAME-BY-GAME PUNT RETURN STATS

| Date | Opponent | No | Yds | TD | LG |
|----------|------------------|----------|-----------|----------|-----------|
| 11/11/23 | ARIZONA | 1 | 0 | 0 | 0 |
| 11/25/23 | at Utah | 1 | 19 | 0 | 19 |
| 8/31/24 | UT MARTIN | 2 | 10 | 0 | 10 |
| 9/13/24 | ARIZONA | 1 | 71 | 1 | 71 |
| 9/21/24 | at BYU | 1 | 7 | 0 | 7 |
| 9/28/24 | OKLAHOMA STATE | 2 | 8 | 0 | 4 |
| 10/12/24 | at Colorado | 1 | 20 | 0 | 20 |
| 10/19/24 | at West Virginia | 2 | 11 | 0 | 9 |
| 11/2/24 | at Houston | 1 | 13 | 0 | 13 |
| 8/23/25 | vs. Iowa State | 1 | 0 | 0 | 0 |

2023 Season at Colorado

Bold Italics denotes career high

EDWARDS' CAREER RUSHING STATS

| YEAR | G/S | NO | YDS | AVG | TD | LG |
|--------------|--------------|------------|------------|------------|----------|-----------|
| 2023* | 12/6 | 76 | 321 | 4.2 | 1 | 34 |
| 2024 | 12/6 | 74 | 546 | 7.4 | 5 | 65 |
| 2025 | 2/1 | 4 | 13 | 3.3 | 0 | 11 |
| TOTAL | 26/13 | 154 | 880 | 5.7 | 6 | 65 |

* at Colorado

EDWARDS' CAREER RECEIVING STATS

| YEAR | G/S | NO | YDS | AVG | TD | LG |
|--------------|--------------|-----------|------------|------------|----------|-----------|
| 2023* | 12/6 | 36 | 299 | 8.3 | 4 | 75 |
| 2024 | 12/6 | 19 | 133 | 7.0 | 2 | 26 |
| TOTAL | 26/13 | 55 | 432 | 7.9 | 6 | 75 |

* at Colorado

EDWARDS' CAREER KICKOFF RETURN STATS

| YEAR | G | NO | YDS | AVG | TD | LG |
|--------------|-----------|-----------|------------|-------------|----------|-----------|
| 2023* | 12 | 5 | 105 | 21.0 | 0 | 24 |
| 2024 | 12 | 15 | 298 | 19.9 | 0 | 29 |
| TOTAL | 26 | 20 | 403 | 20.2 | 0 | 29 |

* at Colorado

EDWARDS' CAREER PUNT RETURN STATS

| YEAR | G | NO | YDS | AVG | TD | LG |
|--------------|-----------|-----------|------------|-------------|----------|-----------|
| 2023* | 12 | 2 | 19 | 9.5 | 0 | 19 |
| 2024 | 12 | 10 | 140 | 14.0 | 1 | 71 |
| 2025 | 1 | 1 | 0 | 0.0 | 0 | 0 |
| TOTAL | 26 | 13 | 159 | 12.2 | 1 | 71 |

* at Colorado



3

GUNNER MALDONADO
S • 5-11 • 193 • Sr.-TR
Chandler, Ariz. • Northwestern/Arizona

★ Shrine Bowl watch list

- An experienced transfer from Arizona who came to K-State in January and has seen time as a reserve in the first 4 games of 2025.
- Has played in 45 career games with 31 starts, including each of the first 4 games last year before an injury ended his season.
- His 31 career starts are the 2nd most on the team.
- Ranks 9th nationally among active players with 6 career forced fumbles.
- Ended the 2023 season on fire, totaling 19 tackles, 2 INTs, a forced fumble and 2 fumble recoveries vs. Arizona State and Oklahoma, the latter being the Alamo Bowl.
- Had 9 tackles and returned a fumble 87 yds for a TD in the Alamo Bowl en route to Defensive MVP honors.
- Began his career at Northwestern in 2020 before transferring to Arizona for the 2021-24 seasons.

MALDONADO'S GAME-BY-GAME DEFENSIVE STATS

| Date | Opponent | UA-AT-TT | TFL | SACK | INT | PD | F/R |
|----------|----------------------|---------------|--------------|-------|----------|----------|------------|
| 10/24/20 | MARYLAND | 0-1-1 | 0.0-0 | 0.0-0 | 0 | 0 | 0/0 |
| 9/4/21 | vs. BYU | 5-3-8 | 0.5-1 | 0.0-0 | 0 | 1 | 1/0 |
| 9/11/21 | SAN DIEGO STATE* | 2-1-3 | 0.0-0 | 0.0-0 | 0 | 0 | 0/0 |
| 9/18/21 | NORTHERN ARIZONA* | 3-0-3 | 0.0-0 | 0.0-0 | 0 | 1 | 0/0 |
| 9/25/21 | at Oregon* | 4-2-6 | 0.0-0 | 0.0-0 | 0 | 0 | 0/0 |
| 10/9/21 | UCLA* | 2-3-5 | 0.0-0 | 0.0-0 | 1 | 1 | 0/0 |
| 10/16/21 | at Colorado* | 5-0-5 | 0.0-0 | 0.0-0 | 0 | 0 | 0/0 |
| 10/30/21 | at USC | 1-1-2 | 0.0-0 | 0.0-0 | 0 | 0 | 0/0 |
| 11/27/21 | at Arizona State* | 2-2-4 | 0.0-0 | 0.0-0 | 0 | 0 | 0/0 |
| 9/3/22 | SAN DIEGO STATE | 0-1-1 | 0.0-0 | 0.0-0 | 0 | 0 | 0/0 |
| 9/10/22 | MISSISSIPPI STATE* | 4-1-5 | 0.0-0 | 0.0-0 | 0 | 0 | 1/0 |
| 9/24/22 | at California* | 0-3-3 | 0.0-0 | 0.0-0 | 0 | 0 | 0/0 |
| 10/1/22 | COLORADO* | 3-1-4 | 0.0-0 | 0.0-0 | 0 | 0 | 0/0 |
| 10/8/22 | OREGON* | 0-3-3 | 0.0-0 | 0.0-0 | 0 | 0 | 0/0 |
| 10/29/22 | USC | 2-1-3 | 0.0-0 | 0.0-0 | 0 | 0 | 0/0 |
| 11/5/22 | at Utah* | 6-3-9 | 0.0-0 | 0.0-0 | 0 | 0 | 0/0 |
| 11/12/22 | at UCLA* | 4-1-5 | 0.0-0 | 0.0-0 | 0 | 0 | 1/0 |
| 11/19/22 | WASHINGTON ST.* | 4-5-9 | 1.5-2 | 0.0-0 | 0 | 1 | 1/0 |
| 11/25/22 | ARIZONA STATE* | 3-3-6 | 0.5-1 | 0.0-0 | 0 | 0 | 0/0 |
| 9/2/23 | NORTHERN ARIZONA* | 2-1-3 | 0.0-0 | 0.0-0 | 0 | 0 | 0/0 |
| 9/9/23 | at Mississippi State | 0-2-2 | 0.0-0 | 0.0-0 | 0 | 0 | 0/0 |
| 9/16/23 | UTEP* | 3-1-4 | 0.0-0 | 0.0-0 | 0 | 0 | 1/1 |
| 9/23/23 | at Stanford* | 9-0-9 | 1.0-1 | 0.0-0 | 0 | 0 | 0/0 |
| 9/30/23 | WASHINGTON* | 3-2-5 | 0.0-0 | 0.0-0 | 0 | 0 | 0/0 |
| 10/7/23 | at USC* | 2-2-4 | 0.0-0 | 0.0-0 | 0 | 0 | 0/0 |
| 10/14/23 | at Washington St.* | 6-2-8 | 0.0-0 | 0.0-0 | 0 | 0 | 0/0 |
| 10/28/23 | OREGON STATE* | 7-3-10 | 0.0-0 | 0.0-0 | 0 | 0 | 0/0 |
| 11/4/23 | UCLA* | 6-1-7 | 0.0-0 | 0.0-0 | 0 | 0 | 0/0 |
| 11/11/23 | at Colorado* | 1-1-2 | 0.0-0 | 0.0-0 | 0 | 0 | 0/0 |
| 11/18/23 | UTAH* | 6-2-8 | 0.0-0 | 0.0-0 | 0 | 1 | 0/0 |
| 11/25/23 | at Arizona State* | 5-5-10 | 0.0-0 | 0.0-0 | 1 | 1 | 1/0 |
| 12/28/23 | vs. Oklahoma* | 7-2-9 | 0.0-0 | 0.0-0 | 1 | 1 | 0/2 |
| 8/31/24 | NEW MEXICO* | 3-1-4 | 0.0-0 | 0.0-0 | 0 | 0 | 0/0 |
| 9/13/24 | at Kansas State* | 4-0-4 | 1.0-1 | 0.0-0 | 0 | 0 | 0/0 |
| 9/28/24 | at Utah* | 0-2-2 | 0.0-0 | 0.0-0 | 1 | 1 | 0/0 |
| 10/5/24 | TEXAS TECH* | 0-1-1 | 0.0-0 | 0.0-0 | 0 | 0 | 0/0 |
| 8/23/25 | vs. Iowa State | 1-0-1 | 0.0-0 | 0.0-0 | 0 | 0 | 0/0 |
| 8/30/25 | NORTH DAKOTA | 1-0-1 | 0.0-0 | 0.0-0 | 0 | 0 | 0/0 |
| 9/6/25 | ARMY | 2-0-2 | 0.0-0 | 0.0-0 | 0 | 0 | 0/0 |
| 9/12/25 | at Arizona | 2-0-2 | 0.0-0 | 0.0-0 | 0 | 0 | 0/0 |

2020 Season at Northwestern; 2022-24 Seasons at Arizona

* denotes game started; **Bold Italics** denotes career high

MALDONADO'S CAREER DEFENSIVE STATS

| Year | G/S | UA-AT-TT | TFL | SACK | INT | PD | F/R |
|--------------|--------------|-------------------|--------------|--------------|----------|----------|------------|
| 2020* | 3/0 | 0-1-1 | 0.0-0 | 0.0-0 | 0 | 0 | 0/0 |
| 2021^ | 10/6 | 24-12-36 | 0.5-1 | 0.0-0 | 1 | 3 | 1/0 |
| 2022^ | 11/9 | 26-22-48 | 2.0-3 | 0.0-0 | 0 | 1 | 3/0 |
| 2023^ | 13/12 | 57-24-81 | 1.0-1 | 0.0-0 | 2 | 3 | 2/3 |
| 2024^ | 4/4 | 7-4-11 | 1.0-1 | 0.0-0 | 1 | 1 | 0/0 |
| 2025 | 4/0 | 6-0-6 | 0.0-0 | 0.0-0 | 0 | 0 | 0/0 |
| TOTAL | 45/31 | 120-63-183 | 4.5-6 | 0.0-0 | 4 | 8 | 6/3 |

* at Northwestern | ^ at Arizona



4

DANIEL COBBS
S • 5-10 • 190 • Jr.-2L
Fort Worth, Texas • Tyler JC

- Has seen action in 18 career games since transferring from Tyler JC prior to the 2023 season.
- Tied his career high of 4 tackles vs. North Dakota.
- Tallied his first-career INT in the 3rd quarter of the 2024 Rate Bowl, helping the Wildcats rally from a 17-point deficit for a win.



COBBS' GAME-BY-GAME DEFENSIVE STATS

| Date | Opponent | UA-AT-TT | TFL | SACK | INT | PD | F/R |
|----------|------------------|--------------|--------------|-------|----------|----------|-----|
| 9/13/24 | ARIZONA | 1-0-1 | 0.0-0 | 0.0-0 | 0 | 0 | 0/0 |
| 10/12/24 | at Colorado | 4-0-4 | 0.0-0 | 0.0-0 | 0 | 0 | 0/0 |
| 10/19/24 | at West Virginia | 1-0-1 | 1.0-1 | 0.0-0 | 0 | 0 | 0/0 |
| 11/2/24 | at Houston | 1-0-1 | 0.0-0 | 0.0-0 | 0 | 0 | 0/0 |
| 12/26/24 | vs. Rutgers | 0-0-0 | 0.0-0 | 0.0-0 | 1 | 1 | 0/0 |
| 8/30/24 | NORTH DAKOTA | 2-2-4 | 1.0-3 | 0.0-0 | 0 | 1 | 0/0 |
| 9/12/25 | at Arizona | 3-1-4 | 0.0-0 | 0.0-0 | 0 | 0 | 0/0 |

Bold Italics denotes career high

COBBS' CAREER DEFENSIVE STATS

| Year | G/S | UA-AT-TT | TFL | SACK | INT | PD | F/R |
|--------------|-------------|----------------|--------------|--------------|----------|----------|------------|
| 2024 | 11/0 | 7-0-7 | 1.0-1 | 0.0-0 | 1 | 1 | 0/0 |
| 2025 | 3/0 | 5-3-8 | 1.0-3 | 0.0-0 | 0 | 1 | 0/0 |
| TOTAL | 18/0 | 12-3-15 | 2.0-4 | 0.0-0 | 1 | 2 | 0/0 |



JOE JACKSON

RB • 6-0 • 212 • So.-1L
Haines City, Fla. • Ridge Community

- Has played in 16 career games with 4 starts.
- Hauled in the game-winning 6-yd TD pass with 42 seconds remaining vs. North Dakota, K-State's first game-winning TD with less than 1:00 remaining in regulation since the 2017 Iowa State game.
- Has rushed for 51 and 55 yds each of the first 2 games of 2025, bettering his previous career high of 50 in the 2024 Rate Bowl.
- Was in for a career-high 61 offensive snaps vs. North Dakota.

JACKSON'S GAME-BY-GAME RUSHING STATS

| Date | Opponent | No | Yds | TD | LG |
|----------|------------------|-----------|-----------|----------|-----------|
| 9/2/23 | SEMO | 4 | 1 | 0 | 5 |
| 8/31/24 | UT MARTIN | 7 | 48 | 0 | 32 |
| 9/21/24 | at BYU | 5 | 12 | 0 | 6 |
| 9/28/24 | OKLAHOMA STATE | 6 | 31 | 0 | 10 |
| 10/19/24 | at West Virginia | 2 | 32 | 0 | 29 |
| 11/16/24 | ARIZONA STATE | 1 | 4 | 1 | 4 |
| 11/23/24 | CINCINNATI | 10 | 47 | 0 | 16 |
| 11/30/24 | at Iowa State | 1 | 3 | 0 | 3 |
| 12/28/24 | vs. Rutgers* | 7 | 50 | 0 | 16 |
| 8/23/25 | vs. Iowa State* | 12 | 51 | 0 | 17 |
| 8/30/25 | NORTH DAKOTA* | 11 | 55 | 0 | 13 |
| 9/6/25 | ARMY* | 7 | 30 | 0 | 15 |

* denotes game started; **Bold Italics** denotes career high

JACKSON'S GAME-BY-GAME RECEIVING STATS

| Date | Opponent | No | Yds | TD | LG |
|----------|-----------------|----------|-----------|----------|-----------|
| 11/16/24 | ARIZONA STATE | 2 | 21 | 0 | 15 |
| 11/30/24 | at Iowa State | 1 | 5 | 0 | 5 |
| 12/28/24 | vs. Rutgers* | 3 | 37 | 1 | 25 |
| 8/23/25 | vs. Iowa State* | 1 | 7 | 0 | 7 |
| 8/30/25 | NORTH DAKOTA* | 1 | 6 | 1 | 6 |
| 9/5/25 | ARMY* | 1 | 5 | 0 | 5 |

* denotes game started; **Bold Italics** denotes career high

JACKSON'S CAREER RUSHING STATS

| Year | G/S | NO | YDS | AVG | TD | LG |
|--------------|-------------|-----------|------------|------------|----------|-----------|
| 2023 | 2/0 | 4 | 1 | 0.3 | 0 | 5 |
| 2024 | 10/1 | 39 | 227 | 5.8 | 1 | 32 |
| 2025 | 4/3 | 30 | 136 | 4.5 | 0 | 17 |
| TOTAL | 16/4 | 73 | 364 | 5.0 | 1 | 32 |

JACKSON'S CAREER RECEIVING STATS

| Year | G/S | NO | YDS | AVG | TD | LG |
|--------------|-------------|----------|-----------|------------|----------|-----------|
| 2024 | 10/1 | 6 | 63 | 10.5 | 1 | 25 |
| 2025 | 4/3 | 3 | 18 | 6.0 | 1 | 7 |
| TOTAL | 16/4 | 9 | 81 | 9.0 | 2 | 25 |



JERAND BRADLEY

WR • 6-5 • 223 • Sr.-Tr
DeSoto, Texas • Texas Tech/Boston College

- ★ Shrine Bowl watch list

- Transferred to K-State after playing in 2024 at Boston College.
- His 14.1-yd career receiving avg ranks 15th nationally among active players.
- In his second stint in the Big 12 after spending the 2021-23 seasons at Texas Tech where he was recruited by, and coached in 2021 by, current K-State offensive coordinator **Matt Wells**.
- Made a splash in his first-career game as a Wildcat as he totaled 75 yds, including a career-long catch of 65 yds that went for a TD.
- Earned Freshman All-America and All-Big 12 honors in 2022.

BRADLEY'S GAME-BY-GAME RECEIVING STATS

| Date | Opponent | No | Yds | TD | LG |
|----------|------------------------|----------|------------|----------|-----------|
| 9/18/21 | FLORIDA INTERNATIONAL | 1 | 5 | 0 | 5 |
| 10/2/21 | at West Virginia | 2 | 30 | 0 | 18 |
| 12/28/21 | vs. Mississippi State* | 2 | 64 | 0 | 52 |
| 9/3/22 | MURRAY STATE* | 6 | 108 | 2 | 39 |
| 9/10/22 | HOUSTON* | 6 | 50 | 0 | 21 |
| 9/17/22 | at NC State* | 2 | 14 | 0 | 10 |
| 9/24/22 | TEXAS | 2 | 26 | 0 | 15 |
| 10/8/22 | at Oklahoma State* | 8 | 119 | 1 | 31 |
| 10/22/22 | WEST VIRGINIA* | 3 | 42 | 0 | 17 |
| 10/29/22 | BAYLOR* | 2 | 44 | 0 | 27 |
| 11/5/22 | at TCU | 2 | 54 | 1 | 47 |
| 11/19/22 | at Iowa State | 4 | 26 | 0 | 12 |
| 11/26/22 | OKLAHOMA* | 8 | 173 | 1 | 44 |
| 12/28/22 | vs. Ole Miss* | 8 | 88 | 1 | 36 |
| 9/2/23 | at Wyoming* | 8 | 88 | 1 | 29 |
| 9/9/23 | OREGON* | 5 | 83 | 1 | 34 |
| 9/16/23 | TARLETON STATE* | 4 | 40 | 0 | 15 |
| 9/23/23 | at West Virginia* | 3 | 30 | 1 | 16 |
| 9/30/23 | HOUSTON* | 1 | 5 | 0 | 5 |
| 10/7/23 | at Baylor* | 1 | 6 | 0 | 6 |
| 10/14/23 | KANSAS STATE* | 5 | 46 | 1 | 16 |
| 10/21/23 | at BYU | 3 | 21 | 0 | 9 |
| 11/2/23 | TCU* | 1 | 13 | 0 | 13 |
| 11/11/23 | at Kansas* | 4 | 91 | 0 | 33 |
| 11/18/23 | UCF | 1 | 8 | 0 | 8 |
| 9/7/24 | DUQUESNE | 1 | 30 | 0 | 30 |
| 9/14/24 | at Missouri | 1 | 12 | 1 | 12 |
| 9/28/24 | WESTERN KENTUCKY | 3 | 26 | 1 | 13 |
| 10/17/27 | at Virginia Tech | 1 | 26 | 0 | 26 |
| 8/23/25 | vs. Iowa State* | 3 | 75 | 1 | 65 |
| 8/30/25 | NORTH DAKOTA* | 5 | 46 | 0 | 13 |
| 9/6/25 | ARMY* | 2 | 31 | 0 | 16 |

2021-23 Seasons at Texas Tech; 2024 Season at Boston College

* denotes game started; **Bold Italics** denotes career high

BRADLEY'S CAREER RECEIVING STATS

| Year | G/S | NO | YDS | AVG | TD | LG |
|--------------|--------------|------------|--------------|-------------|-----------|-----------|
| 2021* | 4/1 | 5 | 99 | 19.8 | 0 | 52 |
| 2022* | 12/9 | 51 | 744 | 14.6 | 6 | 47 |
| 2023* | 12/9 | 36 | 431 | 12.0 | 4 | 34 |
| 2024* | 9/1 | 6 | 94 | 15.7 | 2 | 30 |
| 2025 | 3/3 | 10 | 152 | 15.2 | 1 | 65 |
| TOTAL | 40/23 | 108 | 1,520 | 14.1 | 13 | 65 |

* at Texas Tech | ^ at Boston College



JUSTICE CLEMONS

CB • 5-10 • 200 • Sr.-2L
West Columbia, Texas • Tyler JC

- A Super Senior who is in his 4th year in the program after spending his first 2 years of college football at Tyler JC.
- Has seen time in 28 games, including all 13 last year with starts vs. Colorado, Cincinnati and Rutgers.

CLEMONS' GAME-BY-GAME DEFENSIVE STATS

| Date | Opponent | UA-AT-TT | TFL | SACK | INT | PD | F/R |
|----------|------------------|--------------|--------------|-------|-----|----------|-----|
| 9/2/23 | SEMO | 1-0-1 | 1.0-2 | 0.0-0 | 0 | 0 | 0/0 |
| 10/21/23 | TCU | 1-0-1 | 0.0-0 | 0.0-0 | 0 | 0 | 0/0 |
| 10/28/23 | HOUSTON | 1-0-1 | 0.0-0 | 0.0-0 | 0 | 0 | 0/0 |
| 11/4/23 | at Texas | 1-0-1 | 0.0-0 | 0.0-0 | 0 | 0 | 0/0 |
| 11/11/23 | BAYLOR | 2-1-3 | 0.0-0 | 0.0-0 | 0 | 1 | 0/0 |
| 12/28/23 | vs. NC State | 1-1-2 | 0.0-0 | 0.0-0 | 0 | 0 | 0/0 |
| 8/31/24 | UT MARTIN | 2-0-2 | 0.0-0 | 0.0-0 | 0 | 0 | 0/0 |
| 9/7/24 | at Tulane | 1-1-2 | 0.0-0 | 0.0-0 | 0 | 0 | 0/0 |
| 9/13/24 | ARIZONA | 1-0-1 | 0.0-0 | 0.0-0 | 0 | 0 | 0/0 |
| 9/21/24 | at BYU | 0-1-1 | 0.0-0 | 0.0-0 | 0 | 0 | 0/0 |
| 9/28/24 | OKLAHOMA STATE | 2-0-2 | 0.0-0 | 0.0-0 | 0 | 0 | 0/0 |
| 10/12/24 | at Colorado* | 1-0-1 | 0.0-0 | 0.0-0 | 0 | 0 | 0/0 |
| 10/19/24 | at West Virginia | 0-1-1 | 0.0-0 | 0.0-0 | 0 | 0 | 0/0 |
| 10/26/24 | KANSAS | 1-0-1 | 0.0-0 | 0.0-0 | 0 | 0 | 0/0 |
| 11/2/24 | at Houston | 1-0-1 | 0.0-0 | 0.0-0 | 0 | 0 | 0/0 |
| 11/30/24 | at Iowa State | 1-0-1 | 0.0-0 | 0.0-0 | 0 | 1 | 0/0 |
| 12/26/24 | vs. Rutgers* | 2-0-2 | 0.0-0 | 0.0-0 | 0 | 0 | 0/0 |
| 8/23/25 | vs. Iowa State | 0-1-1 | 0.0-0 | 0.0-0 | 0 | 0 | 0/0 |
| 8/30/25 | NORTH DAKOTA | 1-0-1 | 0.0-0 | 0.0-0 | 0 | 0 | 0/0 |
| 9/6/25 | ARMY | 2-0-2 | 0.0-0 | 0.0-0 | 0 | 0 | 0/0 |

* denotes game started; **Bold Italics** denotes career high

CLEMONS' CAREER DEFENSIVE STATS

| Year | G/S | UA-AT-TT | TFL | SACK | INT | PD | F/R |
|--------------|-------------|----------------|--------------|--------------|----------|----------|------------|
| 2023 | 11/0 | 7-2-9 | 1.0-2 | 0.0-0 | 0 | 1 | 0/0 |
| 2024 | 13/3 | 12-3-15 | 0.0-0 | 0.0-0 | 0 | 1 | 0/0 |
| 2025 | 4/0 | 3-1-4 | 0.0-0 | 0.0-0 | 0 | 0 | 0/0 |
| TOTAL | 28/3 | 22-6-28 | 1.0-2 | 0.0-0 | 0 | 2 | 0/0 |



STERLING LOCKETT

WR • 5-10 • 169 • Jr.-1L
Leawood, Kan. • Blue Valley

- Has played in 18 games over the last 2-plus seasons as both a reserve WR and punt returner.
- Talled a career-long punt return of 22 yds vs. North Dakota.
- Father, Kevin (1993-96), and brother, Tyler (2011-14), were both WRs for the Wildcats... Tyler is a current WR for the Tennessee Titans.

LOCKETT'S GAME-BY-GAME PUNT RETURN STATS

| Date | Opponent | No | Yds | TD | LG |
|----------|--------------|----------|-----------|----------|-----------|
| 8/31/24 | UT MARTIN | 1 | 10 | 0 | 10 |
| 12/26/24 | vs. Rutgers | 1 | 0 | 0 | 0 |
| 8/30/25 | NORTH DAKOTA | 3 | 23 | 0 | 22 |
| 9/6/25 | ARMY | 1 | 0 | 0 | 0 |
| 9/12/25 | at Arizona | 1 | 2 | 0 | 2 |

Bold Italics denotes career high



LOCKETT'S GAME-BY-GAME KICKOFF RETURN STATS

| Date | Opponent | No | Yds | TD | LG |
|----------|------------|----------|-----------|----|-----------|
| 11/23/24 | CINCINNATI | 1 | 11 | 0 | 11 |

Bold Italics denotes career high

LOCKETT'S CAREER PUNT RETURN STATS

| YEAR | G | NO | YDS | AVG | TD | LG |
|--------------|-----------|----------|-----------|------------|----------|-----------|
| 2024 | 12 | 2 | 10 | 5.0 | 0 | 10 |
| 2025 | 4 | 5 | 25 | 5.0 | 0 | 22 |
| TOTAL | 18 | 7 | 35 | 5.0 | 0 | 22 |



QUA MOSS

S • 5-10 • 185 • Jr.-TR
West Point, Ga. • West Georgia

- A transfer from West Georgia who has started the first 4 games of 2025.
- Recorded K-State's first INT of the year at Arizona.
- Forced a fumble on a sack in the season opener vs. Iowa State.
- Started all 11 games last season at West Georgia, tying for 4th in the United Athletic Conference in sacks.
- In his 2nd stint in Kansas after playing at Dodge City CC in 2023.

MOSS' GAME-BY-GAME DEFENSIVE STATS

| Date | Opponent | UA-AT-TT | TFL | SACK | INT | PD | F/R |
|----------|-----------------------|--------------|---------------|---------------|----------|----------|-----|
| 8/31/24 | SAMFORD* | 6-0-6 | 0.0-0 | 0.0-0 | 0 | 2 | 0/0 |
| 9/7/24 | at Abilene Christian* | 4-2-5 | 2.0-12 | 2.0-12 | 0 | 0 | 1/0 |
| 9/14/24 | at Eastern Kentucky* | 3-2-5 | 0.0-0 | 0.0-0 | 0 | 1 | 0/0 |
| 9/28/24 | NORTH ALABAMA* | 7-1-8 | 1.0-2 | 0.0-0 | 0 | 0 | 0/0 |
| 10/5/24 | AUSTIN PEAY* | 3-3-6 | 1.5-3 | 0.0-0 | 0 | 0 | 0/0 |
| 10/12/24 | at Central Arkansas* | 3-1-4 | 1.0-1 | 1.0-1 | 0 | 0 | 0/0 |
| 10/19/24 | SHORTER* | 3-1-4 | 2.0-20 | 1.0-15 | 0 | 0 | 0/0 |
| 10/26/24 | SOUTHERN UTAH* | 6-0-6 | 0.0-0 | 0.0-0 | 0 | 0 | 0/0 |
| 11/2/24 | LINCOLN (CA)* | 1-1-2 | 0.5-0 | 0.0-0 | 0 | 0 | 0/0 |
| 11/9/24 | TARLETON STATE* | 1-3-4 | 0.5-1 | 0.0-0 | 0 | 0 | 0/0 |
| 11/16/24 | at Utah Tech* | 3-3-6 | 1.0-10 | 1.0-10 | 0 | 1 | 0/0 |
| 8/23/25 | vs. Iowa State* | 3-1-4 | 1.0-10 | 1.0-10 | 0 | 0 | 1/0 |
| 8/30/25 | NORTH DAKOTA* | 3-0-3 | 1.0-3 | 0.0-0 | 0 | 0 | 0/0 |
| 9/6/25 | ARMY* | 4-0-4 | 0.0-0 | 0.0-0 | 0 | 0 | 0/0 |
| 9/12/25 | at Arizona* | 1-1-2 | 0.0-0 | 0.0-0 | 1 | 2 | 0/0 |

2024 Season at West Georgia

* denotes game started; **Bold Italics** denotes career high

MOSS' CAREER DEFENSIVE STATS

| Year | G/S | UA-AT-TT | TFL | SACK | INT | PD | F/R |
|--------------|--------------|-----------------|----------------|---------------|----------|----------|------------|
| 2024* | 11/11 | 40-16-56 | 9.5-49 | 5.0-38 | 0 | 4 | 1/0 |
| 2025 | 4/4 | 11-2-13 | 2.0-13 | 1.0-10 | 1 | 2 | 1/0 |
| TOTAL | 15/15 | 51-18-69 | 11.5-62 | 6.0-48 | 1 | 6 | 2/0 |

* at West Georgia



JACOB KNUTH

QB • 6-4 • 219 • Jr.-SQ
Sioux Falls, S.D. • Minnesota

- In his 3rd season in the program after spending the 2022 season at Minnesota.
- Appeared in 2 games last year as a reserve QB.

KNUTH'S GAME-BY-GAME PASSING STATS

| Date | Opponent | C-A-I | Yds | TD | LG |
|---------|-----------|--------------|----------|----|----------|
| 8/31/24 | UT MARTIN | 1-1-0 | 9 | 0 | 9 |
| 9/21/24 | at BYU | 1-1-0 | 9 | 0 | 9 |

Bold Italics denotes career high

KNUTH'S GAME-BY-GAME RUSHING STATS

| Date | Opponent | No | Yds | TD | LG |
|---------|-----------|----|-----------|----|-----------|
| 8/31/24 | UT MARTIN | 1 | 10 | 0 | 10 |
| 9/21/24 | at BYU | 2 | 8 | 0 | 6 |

Bold Italics denotes career high

KNUTH'S CAREER PASSING STATS

| Year | G/S | C-A-I | Pct. | Yds | TD | Lg | Eff. |
|--------------|------------|--------------|--------------|-----------|----------|----------|--------------|
| 2024 | 2/0 | 2-2-0 | 100.0 | 18 | 0 | 9 | 175.6 |
| TOTAL | 2/0 | 2-2-0 | 100.0 | 18 | 0 | 9 | 175.6 |

KNUTH'S CAREER RUSHING STATS

| Year | G/S | NO | YDS | AVG | TD | LG |
|--------------|------------|----------|-----------|------------|----------|-----------|
| 2024 | 2/0 | 3 | 18 | 6.0 | 0 | 10 |
| TOTAL | 2/0 | 3 | 18 | 6.0 | 0 | 10 |



VJ PAYNE

S • 6-3 • 208 • Sr.-3L
Gainesville, Ga. • Buford

- ★ Senior Bowl Top 300
- ★ Shrine Bowl watch list

- Has played in 44 career games with 34 starts, including starts in each of the last 33 games to stand as the longest streak on the team.
- His 34 career starts are also the most on the team.
- Earned All-Big 12 honors in 2024.
- Sealed the win last year at Tulane with an INT in the end zone, while he forced a fumble on the final defensive snap vs. Kansas.
- Voted a team captain for the 2025 season.

PAYNE'S GAME-BY-GAME DEFENSIVE STATS

| Date | Opponent | UA-AT-TT | TFL | SACK | INT | PD | F/R |
|----------|--------------------|----------|--------------|--------------|----------|----|-----|
| 9/17/22 | TULANE | 0-1-1 | 0.0-0 | 0.0-0 | 0 | 0 | 0/0 |
| 9/24/22 | at Oklahoma | 1-0-1 | 0.0-0 | 0.0-0 | 0 | 0 | 0/0 |
| 10/8/22 | at Iowa State | 0-1-1 | 0.0-0 | 0.0-0 | 0 | 0 | 0/0 |
| 11/19/22 | at West Virginia | 1-1-2 | 0.0-0 | 0.0-0 | 0 | 0 | 0/0 |
| 11/26/22 | KANSAS* | 7-1-8 | 0.0-0 | 0.0-0 | 0 | 0 | 0/0 |
| 12/3/22 | vs. TCU* | 3-1-4 | 0.0-0 | 0.0-0 | 0 | 0 | 0/0 |
| 12/31/22 | vs. Alabama* | 6-4-10 | 1.0-4 | 1.0-4 | 0 | 0 | 0/0 |
| 9/2/23 | SEMO* | 2-0-2 | 0.0-0 | 0.0-0 | 0 | 0 | 0/0 |
| 9/9/23 | TROY* | 5-0-5 | 0.0-0 | 0.0-0 | 0 | 1 | 0/0 |
| 9/16/23 | at Missouri* | 2-2-4 | 1.0-2 | 0.0-0 | 0 | 0 | 0/0 |
| 9/23/23 | UCF* | 1-0-1 | 0.0-0 | 0.0-0 | 0 | 0 | 1/1 |
| 10/6/23 | at Oklahoma State* | 4-2-6 | 1.0-3 | 0.0-0 | 0 | 0 | 0/0 |
| 10/14/23 | at Texas Tech* | 3-0-3 | 0.0-0 | 0.0-0 | 1 | 1 | 0/0 |
| 10/21/23 | TCU* | 4-0-4 | 0.0-0 | 0.0-0 | 0 | 0 | 0/0 |
| 10/28/23 | HOUSTON* | 2-0-2 | 0.0-0 | 0.0-0 | 0 | 1 | 0/0 |
| 11/4/23 | at Texas* | 4-2-6 | 0.0-0 | 0.0-0 | 0 | 1 | 0/0 |
| 11/11/23 | BAYLOR* | 4-0-4 | 0.0-0 | 0.0-0 | 0 | 0 | 0/0 |
| 11/18/23 | at Kansas* | 5-0-5 | 7.0-1 | 0.0-0 | 0 | 0 | 0/0 |
| 11/25/23 | IOWA STATE* | 1-4-5 | 0.0-0 | 0.0-0 | 0 | 0 | 0/0 |
| 12/28/23 | vs. NC State* | 7-3-10 | 0.0-0 | 0.0-0 | 0 | 0 | 0/0 |
| 8/31/24 | UT MARTIN* | 3-1-4 | 0.0-0 | 0.0-0 | 0 | 0 | 0/0 |
| 9/7/24 | at Tulane* | 5-2-7 | 1.0-1 | 0.0-0 | 1 | 1 | 1/0 |
| 9/13/24 | ARIZONA* | 1-0-1 | 0.0-0 | 0.0-0 | 0 | 0 | 0/0 |
| 9/21/24 | at BYU* | 0-2-2 | 0.0-0 | 0.0-0 | 0 | 1 | 0/0 |
| 9/28/24 | OKLAHOMA STATE* | 1-2-3 | 0.0-0 | 0.0-0 | 0 | 0 | 0/0 |
| 10/12/24 | at Colorado* | 1-2-3 | 0.0-0 | 0.0-0 | 1 | 1 | 0/0 |
| 10/19/24 | at West Virginia* | 2-4-6 | 0.0-0 | 0.0-0 | 0 | 0 | 0/0 |
| 10/26/24 | KANSAS* | 2-2-4 | 7.0-1 | 0.0-0 | 0 | 0 | 1/0 |
| 11/2/24 | at Houston* | 1-0-1 | 0.0-0 | 0.0-0 | 0 | 0 | 0/0 |

| | | | | | | | |
|----------|-----------------|---------------|--------------|-------|---|----------|-----|
| 11/16/24 | ARIZONA STATE* | 7-4-11 | 0.5-0 | 0.0-0 | 0 | 2 | 0/0 |
| 11/23/24 | CINCINNATI* | 5-2-7 | 0.0-0 | 0.0-0 | 0 | 0 | 0/0 |
| 11/30/24 | at Iowa State* | 8-4-12 | 1.0-1 | 0.0-0 | 0 | 1 | 0/0 |
| 12/26/24 | vs. Rutgers* | 3-0-3 | 0.0-0 | 0.0-0 | 0 | 0 | 0/0 |
| 8/23/25 | vs. Iowa State* | 2-3-5 | 0.0-0 | 0.0-0 | 0 | 0 | 0/0 |
| 8/30/25 | NORTH DAKOTA* | 3-0-3 | 1.0-2 | 0.0-0 | 0 | 0 | 0/0 |
| 9/6/25 | ARMY* | 4-3-7 | 0.0-0 | 0.0-0 | 0 | 0 | 0/0 |
| 9/12/25 | at Arizona* | 6-5-11 | 0.5-0 | 0.0-0 | 0 | 0 | 0/0 |

* denotes game started; **Bold Italics** denotes career high

PAYNE'S CAREER DEFENSIVE STATS

| Year | G/S | UA-AT-TT | TFL | SACK | INT | PD | F/R |
|--------------|--------------|-------------------|---------------|--------------|----------|-----------|------------|
| 2022 | 14/4 | 18-9-27 | 1.0-4 | 1.0-4 | 0 | 0 | 0/0 |
| 2023 | 13/13 | 44-13-57 | 3.0-6 | 0.0-0 | 1 | 4 | 0/1 |
| 2024 | 13/13 | 39-25-64 | 3.5-3 | 0.0-0 | 2 | 6 | 2/0 |
| 2025 | 4/4 | 15-11-26 | 1.5-2 | 0.0-0 | 0 | 0 | 0/0 |
| TOTAL | 44/34 | 116-58-174 | 9.0-15 | 1.0-4 | 3 | 10 | 2/1 |



SIMON MCCLANNAN

P • 5-11 • 190 • So.-1L
Omaha, Neb. • Millard South

- In his 2nd season serving as the Wildcats' primary punter in addition to a majority of the kickoff duties.
- Ranks 5th in the Big 12 with a 43.5-yd punting avg this season after ended the 2024 season ranked 3rd in the Big 12.
- His avg last year ranked 5th in school history among freshmen.
- Has 5 punts that have traveled at least 50 yds, which is tied for 3rd in the Big 12 and already one shy of his total over 13 games last year.
- Posted a career-best 50.8-yd avg at Arizona, the 8th-best mark in the nation in a single game this season (min. 4 punts).
- His 42.61-yd career punting avg would rank 5th in school history if he had 13 more attempts to reach the required minimum.
- Has averaged 64.0 yds on 20 kickoffs this year to rank 3rd in the Big 12, while his 70.0% touchback clip ranks 4th (min. 15 kickoffs).

MCCLANNAN'S GAME-BY-GAME PUNTING STATS

| Date | Opponent | No | Yds | Avg | Lg |
|----------|------------------|----------|------------|-------------|-----------|
| 8/31/24 | UT MARTIN | 3 | 123 | 41.0 | 46 |
| 9/7/24 | at Tulane | 5 | 195 | 39.0 | 47 |
| 9/13/24 | ARIZONA | 2 | 102 | 51.0 | 55 |
| 9/21/24 | at BYU | 1 | 57 | 57.0 | 57 |
| 9/28/24 | OKLAHOMA STATE | 7 | 290 | 41.4 | 48 |
| 10/12/24 | at Colorado | 3 | 122 | 40.7 | 47 |
| 10/19/24 | at West Virginia | 3 | 131 | 43.7 | 48 |
| 10/26/24 | KANSAS | 4 | 152 | 38.0 | 48 |
| 11/2/24 | at Houston | 5 | 199 | 39.8 | 48 |
| 11/16/24 | ARIZONA STATE | 2 | 99 | 49.5 | 55 |
| 11/23/24 | CINCINNATI | 4 | 158 | 39.5 | 59 |
| 11/30/24 | at Iowa State | 4 | 176 | 44.0 | 54 |
| 12/26/24 | vs. Rutgers | 4 | 186 | 46.5 | 53 |
| 8/23/25 | vs. Iowa State | 4 | 145 | 36.2 | 46 |
| 8/30/25 | NORTH DAKOTA | 4 | 167 | 41.8 | 43 |
| 9/6/25 | ARMY | 2 | 86 | 43.0 | 50 |
| 9/12/25 | at Arizona | 5 | 254 | 50.8 | 56 |

Bold Italics denotes career high

MCCLANNAN'S CAREER PUNTING STATS

| Year | G | No | Yds | Avg | Lg | i20 |
|--------------|-----------|-----------|--------------|-------------|-----------|-----------|
| 2024 | 13 | 47 | 1,990 | 42.3 | 59 | 15 |
| 2025 | 4 | 15 | 652 | 43.5 | 56 | 4 |
| TOTAL | 17 | 62 | 2,642 | 42.6 | 59 | 19 |




CHIDDI OBIAZOR DE • 6-6 • 275 • So.-2L
Eden Prairie, Minn. • Eden Prairie

- Has started each of the first 4 games of 2025, including the Iowa State contest when he tallied a TFL and recovered a fumble.
- Set a new career high with 4 tackles vs. Army.
- Earned votes for the 2024 Big 12 Def. Freshman of the Year award.
- Older brother, Namdi, is a linebacker at TCU.

OBIAZOR'S GAME-BY-GAME DEFENSIVE STATS

| Date | Opponent | UA-AT-TT | TFL | SACK | INT | PD | F/R |
|----------|------------------|--------------|--------------|--------------|-----|----------|------------|
| 9/2/23 | SEMO | 1-0-1 | 0.0-0 | 0.0-0 | 0 | 0 | 0/0 |
| 12/28/23 | vs. NC State | 0-1-1 | 0.5-1 | 0.5-1 | 0 | 0 | 0/0 |
| 8/31/24 | UT MARTIN | 1-0-1 | 1.0-1 | 0.0-0 | 0 | 0 | 0/0 |
| 9/21/24 | at BYU | 1-1-2 | 0.5-1 | 0.0-0 | 0 | 0 | 0/0 |
| 9/28/24 | OKLAHOMA STATE | 1-1-2 | 0.0-0 | 0.0-0 | 0 | 0 | 0/0 |
| 10/19/24 | at West Virginia | 0-1-1 | 0.5-1 | 0.5-1 | 0 | 1 | 0/0 |
| 10/26/24 | KANSAS | 0-1-1 | 0.0-0 | 0.0-0 | 0 | 0 | 0/0 |
| 11/2/24 | at Houston* | 1-0-1 | 0.0-0 | 0.0-0 | 0 | 0 | 0/0 |
| 11/16/24 | ARIZONA STATE | 1-1-2 | 0.0-0 | 0.0-0 | 0 | 1 | 0/0 |
| 11/23/24 | CINCINNATI | 0-2-2 | 1.0-1 | 1.0-1 | 0 | 0 | 0/0 |
| 11/30/24 | at Iowa State | 3-0-3 | 1.0-2 | 1.0-2 | 0 | 0 | 0/0 |
| 12/26/24 | vs. Rutgers | 1-0-1 | 1.0-8 | 1.0-8 | 0 | 1 | 0/0 |
| 8/23/25 | vs. Iowa State* | 1-1-2 | 1.0-1 | 0.0-0 | 0 | 0 | 0/1 |
| 8/30/25 | NORTH DAKOTA* | 0-1-1 | 0.0-0 | 0.0-0 | 0 | 0 | 0/0 |
| 9/6/25 | ARMY* | 4-0-4 | 0.0-0 | 0.0-0 | 0 | 0 | 0/0 |
| 9/12/25 | at Arizona* | 1-2-3 | 1.0-6 | 1.0-6 | 0 | 0 | 0/0 |

* denotes game started; **Bold Italics** denotes career high

OBIAZOR'S CAREER DEFENSIVE STATS

| Year | G/S | UA-AT-TT | TFL | SACK | INT | PD | F/R |
|--------------|-------------|-----------------|---------------|---------------|----------|----------|------------|
| 2023 | 3/0 | 1-1-2 | 0.5-1 | 0.5-1 | 0 | 0 | 0/0 |
| 2024 | 13/1 | 9-7-16 | 5.0-14 | 3.5-12 | 0 | 3 | 0/0 |
| 2025 | 4/4 | 6-4-10 | 2.0-7 | 1.0-6 | 0 | 0 | 0/1 |
| TOTAL | 20/5 | 16-12-28 | 7.5-22 | 5.0-19 | 0 | 3 | 0/1 |



DONOVAN MCINTOSH CB • 6-3 • 194 • So.-1L
St. Louis, Mo. • St. Mary's

- Has started 3 games this season, the first starts of his career.
- Recorded career highs in tackles (8) and PDs (2) vs. Iowa State.
- Played in every game last season on special teams and as a reserve CB.

MCINTOSH'S GAME-BY-GAME DEFENSIVE STATS

| Date | Opponent | UA-AT-TT | TFL | SACK | INT | PD | F/R |
|----------|------------------|--------------|-------|-------|-----|----------|-----|
| 9/13/24 | ARIZONA | 1-0-1 | 0.0-0 | 0.0-0 | 0 | 0 | 0/0 |
| 10/19/24 | at West Virginia | 0-1-1 | 0.0-0 | 0.0-0 | 0 | 0 | 0/0 |
| 12/26/24 | vs. Rutgers | 1-0-1 | 0.0-0 | 0.0-0 | 0 | 1 | 0/0 |
| 8/23/25 | vs. Iowa State* | 5-3-8 | 0.0-0 | 0.0-0 | 0 | 2 | 0/0 |
| 8/30/25 | NORTH DAKOTA* | 3-0-3 | 0.0-0 | 0.0-0 | 0 | 0 | 0/0 |

* denotes game started; **Bold Italics** denotes career high

MCINTOSH'S CAREER DEFENSIVE STATS

| Year | G/S | UA-AT-TT | TFL | SACK | INT | PD | F/R |
|--------------|-------------|----------------|--------------|--------------|----------|----------|------------|
| 2024 | 13/0 | 2-1-3 | 0.0-0 | 0.0-0 | 0 | 1 | 0/0 |
| 2025 | 3/3 | 8-3-11 | 0.0-0 | 0.0-0 | 0 | 2 | 0/0 |
| TOTAL | 16/3 | 10-4-14 | 0.0-0 | 0.0-0 | 0 | 3 | 0/0 |



LOGAN BARTLEY S • 6-1 • 213 • Fr.-HS
Naples, Fla. • First Baptist Academy

- A true freshman who has been a member of the playing rotation in the first 4 games, including the Army contest when he had 5 tackles.
- Viewed as the 44th-best safety in the nation for the Class of 2025 by 247Sports.

BARTLEY'S GAME-BY-GAME DEFENSIVE STATS

| Date | Opponent | UA-AT-TT | TFL | SACK | INT | PD | F/R |
|---------|----------------|--------------|--------------|-------|-----|----|-----|
| 8/13/25 | vs. Iowa State | 1-1-2 | 0.0-0 | 0.0-0 | 0 | 0 | 0/0 |
| 8/30/25 | NORTH DAKOTA | 1-0-1 | 0.0-0 | 0.0-0 | 0 | 0 | 0/0 |
| 9/6/25 | ARMY | 1-4-5 | 0.5-1 | 0.0-0 | 0 | 0 | 0/0 |
| 9/12/25 | at Arizona | 1-0-1 | 0.0-0 | 0.0-0 | 0 | 0 | 0/0 |

Bold Italics denotes career high

BARTLEY'S CAREER DEFENSIVE STATS

| Year | G/S | UA-AT-TT | TFL | SACK | INT | PD | F/R |
|--------------|------------|--------------|--------------|--------------|----------|----------|------------|
| 2025 | 4/0 | 4-5-9 | 0.5-1 | 0.0-0 | 0 | 0 | 0/0 |
| TOTAL | 4/0 | 4-5-9 | 0.5-1 | 0.0-0 | 0 | 0 | 0/0 |



JARON TIBBS WR • 6-2 • 212 • Jr.-TR
Indianapolis, Ind. • Purdue

- Transferred to K-State after spending the previous 2 years at Purdue.
- Tallied a TD catch of at least 30 yds vs. both North Dakota and Army.
- Played in 20 games with 11 starts at Purdue, including 10 starts a year ago.

TIBBS' GAME-BY-GAME RECEIVING STATS

| Date | Opponent | No | Yds | TD | LG |
|----------|--------------------|----------|-----------|----------|-----------|
| 10/14/23 | OHIO STATE | 1 | 8 | 0 | 8 |
| 11/18/23 | at Northwestern | 1 | 7 | 0 | 7 |
| 11/25/23 | INDIANA | 3 | 27 | 0 | 14 |
| 8/31/24 | INDIANA STATE | 4 | 30 | 1 | 12 |
| 9/14/24 | NOTRE DAME* | 1 | 3 | 0 | 3 |
| 9/28/24 | NEBRASKA* | 5 | 46 | 0 | 19 |
| 10/5/24 | at Wisconsin* | 1 | 10 | 0 | 10 |
| 10/12/24 | at Illinois* | 4 | 51 | 1 | 21 |
| 10/18/24 | OREGON* | 1 | 8 | 0 | 8 |
| 11/2/24 | NORTHWESTERN* | 4 | 56 | 0 | 19 |
| 11/9/24 | at Ohio State* | 1 | 28 | 0 | 28 |
| 11/22/24 | at Michigan State* | 4 | 73 | 0 | 38 |
| 8/23/25 | vs. Iowa State* | 4 | 35 | 0 | 17 |
| 8/30/25 | NORTH DAKOTA* | 3 | 55 | 1 | 30 |
| 9/6/25 | ARMY | 5 | 61 | 1 | 32 |
| 9/12/25 | at Arizona* | 1 | 6 | 0 | 6 |

2023-24 Seasons at Purdue

* denotes game started; **Bold Italics** denotes career high

TIBBS' CAREER RECEIVING STATS

| Year | G/S | NO | YDS | AVG | TD | LG |
|--------------|--------------|-----------|------------|-------------|----------|-----------|
| 2023* | 8/1 | 5 | 42 | 8.4 | 0 | 14 |
| 2024* | 12/10 | 25 | 305 | 12.2 | 2 | 38 |
| 2025 | 4/3 | 13 | 157 | 12.1 | 2 | 32 |
| TOTAL | 24/14 | 43 | 504 | 11.7 | 4 | 38 |

* at Purdue



WESLEY FAIR S • 6-1 • 200 • So.-1L
Wichita, Kan. • Wichita Collegiate

- Has earned his first 4 career starts in 2025, including the Army game when he a career-high 5 tackles.
- Played in every game last year on all 4 core special teams units.

FAIR'S GAME-BY-GAME DEFENSIVE STATS

| Date | Opponent | UA-AT-TT | TFL | SACK | INT | PD | F/R |
|----------|------------------|--------------|-------|-------|-----|----------|-----|
| 9/2/23 | SEMO | 1-0-1 | 0.0-0 | 0.0-0 | 0 | 0 | 0/0 |
| 12/28/23 | vs. NC State | 1-0-1 | 0.0-0 | 0.0-0 | 0 | 0 | 0/0 |
| 8/31/24 | UT MARTIN | 0-1-1 | 0.0-0 | 0.0-0 | 0 | 0 | 0/0 |
| 10/19/24 | at West Virginia | 1-0-1 | 0.0-0 | 0.0-0 | 0 | 0 | 0/0 |
| 1/16/24 | ARIZONA STATE | 1-0-1 | 0.0-0 | 0.0-0 | 0 | 0 | 0/0 |
| 11/23/24 | CINCINNATI | 0-1-1 | 0.0-0 | 0.0-0 | 0 | 0 | 0/0 |
| 12/26/24 | vs. Rutgers | 1-0-1 | 0.0-0 | 0.0-0 | 0 | 0 | 0/0 |
| 8/23/25 | vs. Iowa State* | 3-1-4 | 0.0-0 | 0.0-0 | 0 | 1 | 0/0 |
| 8/20/25 | NORTH DAKOTA* | 3-1-4 | 0.0-0 | 0.0-0 | 0 | 0 | 0/0 |
| 9/6/25 | ARMY* | 4-1-5 | 0.0-0 | 0.0-0 | 0 | 0 | 0/0 |
| 9/12/25 | at Arizona* | 3-1-4 | 0.0-0 | 0.0-0 | 0 | 0 | 0/0 |

* denotes game started; **Bold Italics** denotes career high

FAIR'S CAREER DEFENSIVE STATS

| Year | G/S | UA-AT-TT | TFL | SACK | INT | PD | F/R |
|--------------|-------------|----------------|--------------|--------------|----------|----------|------------|
| 2023 | 3/0 | 2-0-2 | 0.0-0 | 0.0-0 | 0 | 0 | 0/0 |
| 2024 | 13/0 | 3-2-5 | 0.0-0 | 0.0-0 | 0 | 0 | 0/0 |
| 2025 | 4/4 | 13-4-17 | 0.0-0 | 0.0-0 | 0 | 1 | 0/0 |
| TOTAL | 20/4 | 18-6-24 | 0.0-0 | 0.0-0 | 0 | 1 | 0/0 |



BRYCE NOERNBERG WR • 5-10 • 170 • Fr.-RS
Olathe, Kan. • Olathe South

- Served as the primary kickoff return man in 2 games last year and the first 4 games this year.
- His 33.9-yd avg this season ranks 10th in the nation and 4th in school history.
- Ranks 3rd nationally with 339 combined kickoff- and punt-return yds.
- Returned a kickoff 99 yds for a TD vs. Army, the Wildcats' first KOR TD since Malik Knowles vs. Oklahoma (93 yds) in 2021.
- It was K-State's longest KOR TD since Knowles went 99 yds at Oklahoma State in 2021.
- Played QB in high school but converted to WR upon arrival at K-State.

NOERNBERG'S GAME-BY-GAME KICKOFF RETURN STATS

| Date | Opponent | No | Yds | TD | LG |
|----------|----------------|----------|------------|----------|-----------|
| 11/23/24 | CINCINNATI | 2 | 48 | 0 | 25 |
| 12/26/24 | vs. Rutgers | 2 | 43 | 0 | 24 |
| 8/23/25 | vs. Iowa State | 3 | 66 | 0 | 28 |
| 8/30/25 | NORTH DAKOTA | 5 | 130 | 0 | 36 |
| 9/6/25 | ARMY | 2 | 143 | 1 | 99 |

Bold Italics denotes career high

NOERNBERG'S CAREER KICKOFF RETURN STATS

| Year | G | NO | YDS | AVG | TD | LG |
|--------------|----------|-----------|------------|-------------|----------|-----------|
| 2024 | 2 | 4 | 91 | 22.8 | 0 | 25 |
| 2025 | 4 | 10 | 339 | 33.9 | 1 | 99 |
| TOTAL | 6 | 14 | 430 | 30.7 | 1 | 99 |



ANTONIO MARTIN JR. RB • 5-9 • 222 • Jr.-TR
Atlanta, Ga. • Georgia Tech/Blinn JC/SLU

- In his first season at K-State after spending 2024 at SE Louisiana.
- Earned his first action as a Wildcat at Arizona, seeing time as a reserve.
- A finalist for the 2024 Walter Payton Award, which honors the top player in the FCS.
- Ranked 12th in the FCS with 102.3 rushing yds per game, while he was 35th in all-purpose yds per game (108.50).
- Spent the 2023 season at Blinn College – ranking 10th in the NJCAA in rushing yds per game.
- Redshirted the 2022 season at Georgia Tech.

MARTIN JR.'S GAME-BY-GAME RUSHING STATS

| Date | Opponent | No | Yds | TD | LG |
|----------|-----------------------|-----------|------------|----------|-----------|
| 8/29/24 | at Tulane | 13 | 68 | 0 | 11 |
| 9/7/24 | at Southern Miss* | 15 | 93 | 1 | 22 |
| 9/14/24 | EASTERN WASHINGTON* | 28 | 149 | 0 | 12 |
| 9/21/24 | SOUTH DAKOTA STATE* | 14 | 36 | 0 | 9 |
| 9/28/24 | at Tarleton State | 32 | 206 | 3 | 57 |
| 10/5/24 | EAST TEXAS A&M | 27 | 185 | 2 | 58 |
| 10/12/24 | at Houston Christian* | 14 | 93 | 1 | 20 |
| 10/19/24 | STEPHEN F. AUSTIN* | 21 | 87 | 1 | 13 |
| 10/26/24 | INCARNATE WORD* | 18 | 75 | 0 | 21 |
| 11/2/24 | at Lamar* | 18 | 62 | 2 | 9 |
| 11/9/24 | NORTHWESTERN STATE* | 14 | 110 | 1 | 37 |
| 11/21/24 | at Nicholls* | 16 | 64 | 0 | 16 |
| 9/12/25 | at Arizona | 5 | 17 | 0 | 5 |

2024 Season at Southeastern Louisiana

*denotes game started; **Bold Italics** denotes career high

MARTIN JR.'S GAME-BY-GAME RECEIVING STATS

| Date | Opponent | No | Yds | TD | LG |
|----------|-----------------------|----------|-----------|----------|-----------|
| 9/7/24 | at Southern Miss* | 1 | 3 | 0 | 3 |
| 9/28/24 | at Tarleton State | 1 | 4 | 0 | 4 |
| 10/5/24 | EAST TEXAS A&M | 2 | 5 | 0 | 4 |
| 10/12/24 | at Houston Christian* | 1 | 3 | 0 | 3 |
| 10/19/24 | STEPHEN F. AUSTIN* | 3 | 10 | 0 | 11 |
| 10/26/24 | INCARNATE WORD* | 2 | 6 | 0 | 8 |
| 11/2/24 | at Lamar* | 5 | 31 | 0 | 18 |
| 11/9/24 | NORTHWESTERN STATE* | 3 | 4 | 0 | 3 |
| 11/21/24 | at Nicholls* | 2 | 8 | 0 | 9 |

2024 Season at Southeastern Louisiana

*denotes game started; **Bold Italics** denotes career high

MARTIN JR.'S CAREER RUSHING STATS

| YEAR | G/S | NO | YDS | AVG | TD | LG |
|--------------|-------------|------------|--------------|------------|-----------|-----------|
| 2024* | 12/9 | 230 | 1,228 | 5.3 | 11 | 58 |
| 2025 | 1/0 | 5 | 17 | 3.4 | 0 | 5 |
| TOTAL | 13/9 | 235 | 1,245 | 5.3 | 11 | 58 |

* at Southeastern Louisiana

MARTIN JR.'S CAREER RECEIVING STATS

| YEAR | G/S | NO | YDS | AVG | TD | LG |
|--------------|-------------|-----------|-----------|------------|----------|-----------|
| 2024 | 12/9 | 20 | 74 | 3.7 | 0 | 18 |
| TOTAL | 13/9 | 20 | 74 | 3.7 | 0 | 18 |

* at Southeastern Louisiana

22



ASA NEWSOM LB • 6-3 • 228 • So.-2L
Waverly, Iowa • Waverly-Shell Rock

- A dynamic LB who is looking to make a splash after his first 2 seasons were cut short due to injury.
- Saw his first playing time of 2025 vs. Army, carding a pair of tackles.
- Played in the first 4 games of 2023 before his injury as he retained his redshirt.
- Rated the 131st-best overall prospect in the Class of 2023 by On3.

NEWSOM'S GAME-BY-GAME DEFENSIVE STATS

| Date | Opponent | UA-AT-TT | TFL | SACK | INT | PD | F/R |
|----------|------------------|--------------|--------------|-------|-----|----|-----|
| 9/2/23 | SEMO | 4-0-4 | 0.0-0 | 0.0-0 | 0 | 0 | 0/0 |
| 9/9/23 | TROY | 0-1-1 | 0.5-0 | 0.0-0 | 0 | 0 | 0/0 |
| 9/21/24 | at BYU | 0-2-2 | 0.0-0 | 0.0-0 | 0 | 0 | 0/0 |
| 9/28/24 | OKLAHOMA STATE | 1-0-1 | 0.0-0 | 0.0-0 | 0 | 0 | 0/0 |
| 10/19/24 | at West Virginia | 1-0-1 | 0.0-0 | 0.0-0 | 0 | 0 | 0/0 |
| 9/6/25 | ARMY | 1-1-2 | 0.0-0 | 0.0-0 | 0 | 0 | 0/0 |

Bold Italics denotes career high

NEWSOM'S CAREER DEFENSIVE STATS

| Year | G/S | UA-AT-TT | TFL | SACK | INT | PD | F/R |
|--------------|-------------|---------------|--------------|--------------|----------|----------|------------|
| 2023 | 4/0 | 4-1-5 | 0.5-0 | 0.0-0 | 0 | 0 | 0/0 |
| 2024 | 7/0 | 2-2-4 | 0.0-0 | 0.0-0 | 0 | 0 | 0/0 |
| 2025 | 1/0 | 1-1-2 | 0.0-0 | 0.0-0 | 0 | 0 | 0/0 |
| TOTAL | 12/0 | 7-4-11 | 0.5-0 | 0.0-0 | 0 | 0 | 0/0 |



DEVON RICE RB • 5-9 • 182 • Fr.-RS
Las Vegas, Nev. • Bishop Gorman

- Has been a member of the playing rotation in each of the first 4 games of 2025.
- Rushed for 40 yds and 2 TDs vs. North Dakota – the first scores of his career – in addition to a 27-yd reception.
- Played in 4 games last year as a kickoff return specialist, retaining his redshirt.
- Son of Rodney Rice, who played at BYU and 2 seasons in the NFL for New England (1989) and Tampa Bay (1990).
- Older brother Quenton is a sprinter on the K-State track & field team.

RICE'S GAME-BY-GAME RUSHING STATS

| Date | Opponent | No | Yds | TD | LG |
|----------|----------------|----------|-----------|----------|-----------|
| 11/23/24 | CINCINNATI | 1 | -1 | 0 | 0 |
| 8/23/25 | vs. Iowa State | 5 | 9 | 0 | 10 |
| 8/30/25 | NORTH DAKOTA | 7 | 40 | 2 | 13 |
| 9/6/25 | ARMY | 6 | 28 | 0 | 13 |

Bold Italics denotes career high

RICE'S GAME-BY-GAME RECEIVING STATS

| Date | Opponent | No | Yds | TD | LG |
|---------|----------------|----------|-----------|----|-----------|
| 8/23/25 | vs. Iowa State | 1 | 0 | 0 | 0 |
| 8/30/25 | NORTH DAKOTA | 1 | 27 | 0 | 27 |

Bold Italics denotes career high

23

RICE'S GAME-BY-GAME KICKOFF RETURN STATS

| Date | Opponent | No | Yds | TD | LG |
|----------|---------------|----------|-----------|----|-----------|
| 10/12/24 | at Colorado | 3 | 70 | 0 | 36 |
| 11/16/24 | ARIZONA STATE | 1 | 27 | 0 | 27 |

Bold Italics denotes career high

RICE'S CAREER RUSHING STATS

| YEAR | G | NO | YDS | AVG | TD | LG |
|--------------|----------|-----------|-----------|------------|----------|-----------|
| 2024 | 4 | 1 | -1 | -1.0 | 0 | 0 |
| 2025 | 4 | 18 | 77 | 4.3 | 2 | 13 |
| TOTAL | 8 | 19 | 76 | 4.0 | 2 | 13 |

RICE'S CAREER RECEIVING STATS

| YEAR | G | NO | YDS | AVG | TD | LG |
|--------------|----------|----------|-----------|-------------|----------|-----------|
| 2025 | 4 | 2 | 27 | 13.5 | 0 | 27 |
| TOTAL | 8 | 2 | 27 | 13.5 | 0 | 27 |

RICE'S CAREER KICKOFF RETURN STATS

| YEAR | G | NO | YDS | AVG | TD | LG |
|--------------|----------|----------|-----------|-------------|----------|-----------|
| 2024 | 4 | 4 | 97 | 24.3 | 0 | 36 |
| TOTAL | 8 | 4 | 97 | 24.3 | 0 | 36 |



JB PRICE RB • 5-10 • 196 • Fr.-RS
Overland Park, Kan. • Blue Valley

- Has played in every game this season on special teams while earning his first-career carries in each of the last 2 games.
- Prepped at the same high school as current Wildcat WR Sterling Lockett, as well as LBs Beau Palmer and Maguire Richman.

PRICE'S GAME-BY-GAME RUSHING STATS

| Date | Opponent | No | Yds | TD | LG |
|---------|------------|----------|-----------|----|-----------|
| 9/6/25 | ARMY | 2 | 2 | 0 | 2 |
| 9/12/25 | at Arizona | 7 | 16 | 0 | 12 |

Bold Italics denotes career high

RICE'S CAREER RUSHING STATS

| YEAR | G | NO | YDS | AVG | TD | LG |
|--------------|----------|----------|-----------|------------|----------|-----------|
| 2025 | 4 | 9 | 18 | 2.0 | 0 | 12 |
| TOTAL | 4 | 9 | 18 | 2.0 | 0 | 12 |



ZASHON RICH CB • 6-1 • 209 • So.-1L
Minneapolis, Minn. • North Community

- A starter in each of the first 4 games this season, the first starts of his career.
- Has 5 pass breakups this season to tie for the Big 12 lead and 8th in the country.
- His 5 breakups are already 2 shy of the top mark on the team last year as Jacob Parrish had 7 before being selected in the 3rd Round of the 2025 NFL Draft by Tampa Bay.
- Collected a career-high 8 tackles vs. Iowa State.
- Played in every game as a true freshman in 2024 on special teams and as a reserve CB.

24

23

25



29

RICH'S GAME-BY-GAME DEFENSIVE STATS

| Date | Opponent | UA-AT-TT | TFL | SACK | INT | PD | F/R |
|----------|------------------|--------------|--------------|-------|-----|----|-----|
| 9/13/24 | ARIZONA | 1-0-1 | 0.0-0 | 0.0-0 | 0 | 0 | 0/0 |
| 9/21/24 | at BYU | 0-1-1 | 0.0-0 | 0.0-0 | 0 | 0 | 0/0 |
| 10/12/24 | at Colorado | 2-0-2 | 0.0-0 | 0.0-0 | 0 | 0 | 0/0 |
| 10/19/24 | at West Virginia | 0-1-1 | 0.0-0 | 0.0-0 | 0 | 0 | 0/0 |
| 11/16/24 | ARIZONA STATE | 2-0-2 | 0.0-0 | 0.0-0 | 0 | 0 | 0/0 |
| 11/23/24 | CINCINNATI | 1-0-1 | 0.0-0 | 0.0-0 | 0 | 1 | 0/0 |
| 12/26/24 | vs. Rutgers | 3-1-4 | 0.0-0 | 0.0-0 | 0 | 2 | 0/0 |
| 8/23/25 | vs. Iowa State* | 5-3-8 | 0.0-0 | 0.0-0 | 0 | 1 | 0/0 |
| 8/30/25 | NORTH DAKOTA* | 3-0-3 | 1.0-2 | 0.0-0 | 0 | 2 | 0/0 |
| 9/6/25 | ARMY* | 2-0-2 | 0.0-0 | 0.0-0 | 0 | 0 | 0/0 |
| 9/12/25 | at Arizona* | 5-1-6 | 0.0-0 | 0.0-0 | 0 | 2 | 0/0 |

*denotes game started; **Bold Italics** denotes career high

RICH'S CAREER DEFENSIVE STATS

| Year | G/S | UA-AT-TT | TFL | SACK | INT | PD | F/R |
|--------------|-------------|----------------|--------------|--------------|----------|----------|------------|
| 2024 | 13/0 | 9-3-12 | 0.0-0 | 0.0-0 | 0 | 3 | 0/0 |
| 2025 | 4/4 | 15-4-19 | 1.0-2 | 0.0-0 | 0 | 5 | 0/0 |
| TOTAL | 17/4 | 24-7-31 | 1.0-2 | 0.0-0 | 0 | 8 | 0/0 |



REX VAN WYHE

LB • 6-5 • 236 • Jr.-1L
Rock Rapids, Iowa • Iowa Central CC

- Has played in 21 career games over the last 3 seasons, including 4 games in 2023 while retaining his redshirt.
- A regular member of the playing rotation in each of the last 17 games dating back to the 2024 season opener.
- Older brother, Riley, is an assistant coach at Northern Iowa.

VAN WYHE'S GAME-BY-GAME DEFENSIVE STATS

| Date | Opponent | UA-AT-TT | TFL | SACK | INT | PD | F/R |
|----------|------------------|--------------|--------------|-------|-----|----|-----|
| 10/21/23 | TCU | 0-1-1 | 0.0-0 | 0.0-0 | 0 | 1 | 0/0 |
| 11/11/23 | BAYLOR | 3-0-3 | 1.0-1 | 0.0-0 | 0 | 0 | 0/0 |
| 8/31/24 | UT MARTIN | 2-2-4 | 0.5-2 | 0.0-0 | 0 | 0 | 0/0 |
| 9/7/24 | at Tulane | 2-0-2 | 1.0-1 | 0.0-0 | 0 | 0 | 0/0 |
| 9/13/24 | ARIZONA | 3-1-4 | 0.0-0 | 0.0-0 | 0 | 0 | 0/0 |
| 9/21/24 | at BYU | 0-1-1 | 0.0-0 | 0.0-0 | 0 | 0 | 0/0 |
| 9/28/24 | OKLAHOMA STATE | 0-2-2 | 0.0-0 | 0.0-0 | 0 | 0 | 0/0 |
| 10/19/24 | at West Virginia | 1-3-4 | 0.0-0 | 0.0-0 | 0 | 0 | 0/0 |
| 10/26/24 | KANSAS | 0-2-2 | 0.0-0 | 0.0-0 | 0 | 0 | 0/0 |
| 11/2/24 | at Houston | 1-1-2 | 0.0-0 | 0.0-0 | 0 | 0 | 0/0 |
| 11/16/24 | ARIZONA STATE | 0-2-2 | 0.0-0 | 0.0-0 | 0 | 0 | 0/0 |
| 11/23/24 | CINCINNATI | 2-0-2 | 1.0-4 | 0.0-0 | 0 | 0 | 0/0 |
| 11/30/24 | at Iowa State | 0-3-3 | 0.0-0 | 0.0-0 | 0 | 0 | 0/0 |
| 12/26/24 | vs. Rutgers | 3-0-3 | 0.0-0 | 0.0-0 | 0 | 0 | 0/0 |
| 8/23/25 | vs. Iowa State | 2-0-2 | 0.0-0 | 0.0-0 | 0 | 0 | 0/0 |
| 8/30/25 | NORTH DAKOTA | 1-1-2 | 0.0-0 | 0.0-0 | 0 | 0 | 0/0 |
| 9/6/25 | ARMY | 1-2-3 | 0.0-0 | 0.0-0 | 0 | 0 | 0/0 |
| 9/12/25 | at Arizona | 1-3-4 | 0.0-0 | 0.0-0 | 0 | 0 | 0/0 |

Bold Italics denotes career high

VAN WYHE'S CAREER DEFENSIVE STATS

| Year | G/S | UA-AT-TT | TFL | SACK | INT | PD | F/R |
|--------------|-------------|-----------------|--------------|--------------|----------|----------|------------|
| 2023 | 4/0 | 3-1-4 | 1.0-1 | 0.0-0 | 0 | 1 | 0/0 |
| 2024 | 13/0 | 14-17-31 | 2.5-7 | 0.0-0 | 0 | 0 | 0/0 |
| 2025 | 4/0 | 5-6-11 | 0.0-0 | 0.0-0 | 0 | 0 | 0/0 |
| TOTAL | 21/0 | 22-24-46 | 3.5-8 | 0.0-0 | 0 | 1 | 0/0 |

KANIJAL THOMAS

CB • 5-11 • 186 • So.-1L
Del City, Okla. • Del City

- In his 3rd year in the program after missing all but 2 games last season as he battled back from a preseason injury.
- Played in 7 games as a true freshman in 2023.

THOMAS' GAME-BY-GAME DEFENSIVE STATS

| Date | Opponent | UA-AT-TT | TFL | SACK | INT | PD | F/R |
|---------|----------------|--------------|-------|-------|-----|----|-----|
| 9/2/23 | SEMO | 1-0-1 | 0.0-0 | 0.0-0 | 0 | 0 | 0/0 |
| 9/9/23 | TROY | 1-0-1 | 0.0-0 | 0.0-0 | 0 | 0 | 0/0 |
| 8/23/25 | vs. Iowa State | 1-0-1 | 0.0-0 | 0.0-0 | 0 | 0 | 0/0 |

Bold Italics denotes career high

THOMAS' CAREER DEFENSIVE STATS

| Year | G/S | UA-AT-TT | TFL | SACK | INT | PD | F/R |
|--------------|-------------|--------------|--------------|--------------|----------|----------|------------|
| 2023 | 7/0 | 2-0-2 | 0.0-0 | 0.0-0 | 0 | 0 | 0/0 |
| 2025 | 4/0 | 1-0-1 | 0.0-0 | 0.0-0 | 0 | 0 | 0/0 |
| TOTAL | 13/0 | 3-0-3 | 0.0-0 | 0.0-0 | 0 | 0 | 0/0 |



DES PURNELL

LB • 6-0 • 232 • Sr.-3L
Topeka, Kan. • Hayden

- ★ Shrine Bowl watch list

- Has played in each of the last 44 games with 30 starts dating back to the beginning of the 2022 season.
- His 30 career starts rank 3rd on the team.
- Has 28 tackles this year to rank 2nd on the team, while his 5.00 solo tackles per game rank 26th in the country and 3rd in the Big 12.
- Set a career high with 10 tackles vs. Army – all solo stops – before topping that mark 6 days later with 11 tackles at Arizona.
- Earned All-Big 12 honors in 2023.

PURNELL'S GAME-BY-GAME DEFENSIVE STATS

| Date | Opponent | UA-AT-TT | TFL | SACK | INT | PD | F/R |
|----------|--------------------|----------|-------|-------|-----|----|-----|
| 9/3/22 | SOUTH DAKOTA | 1-2-3 | 0.5-0 | 0.0-0 | 0 | 0 | 0/0 |
| 9/24/22 | at Oklahoma | 1-1-2 | 0.5-0 | 0.0-0 | 0 | 0 | 0/0 |
| 10/1/22 | TEXAS TECH | 1-1-2 | 0.0-0 | 0.0-0 | 0 | 0 | 0/0 |
| 10/8/22 | at Iowa State | 0-3-3 | 0.0-0 | 0.0-0 | 0 | 2 | 0/0 |
| 10/29/22 | OKLAHOMA STATE* | 1-0-1 | 0.0-0 | 0.0-0 | 0 | 0 | 0/0 |
| 11/5/22 | TEXAS | 1-0-1 | 0.0-0 | 0.0-0 | 0 | 0 | 0/0 |
| 11/19/22 | at West Virginia | 1-4-5 | 0.0-0 | 0.0-0 | 0 | 0 | 0/0 |
| 11/26/22 | KANSAS | 0-0-0 | 0.0-0 | 0.0-0 | 0 | 0 | 0/1 |
| 12/3/22 | vs. TCU | 1-0-1 | 0.0-0 | 0.0-0 | 0 | 0 | 0/0 |
| 12/31/22 | vs. Alabama | 2-1-3 | 0.0-0 | 0.0-0 | 0 | 0 | 0/0 |
| 9/9/23 | TROY* | 1-3-4 | 0.0-0 | 0.0-0 | 0 | 1 | 0/0 |
| 9/16/23 | at Missouri* | 3-2-5 | 0.0-0 | 0.0-0 | 0 | 0 | 0/0 |
| 9/23/23 | UCF* | 7-0-7 | 1.0-1 | 0.0-0 | 0 | 0 | 1/0 |
| 10/6/23 | at Oklahoma State* | 1-1-2 | 0.5-1 | 0.0-0 | 0 | 0 | 0/0 |
| 10/14/23 | at Texas Tech* | 2-2-4 | 0.0-0 | 0.0-0 | 0 | 0 | 0/0 |
| 10/21/23 | TCU* | 3-2-5 | 0.5-4 | 0.5-4 | 1 | 1 | 0/0 |
| 10/28/23 | HOUSTON* | 2-1-3 | 0.0-0 | 0.0-0 | 0 | 0 | 0/1 |
| 11/4/23 | at Texas* | 2-3-5 | 1.0-2 | 0.0-0 | 0 | 1 | 0/0 |
| 11/11/23 | BAYLOR* | 4-1-5 | 0.5-3 | 0.0-0 | 0 | 0 | 0/1 |
| 11/18/23 | at Kansas* | 4-1-5 | 0.0-0 | 0.0-0 | 0 | 0 | 1/0 |
| 11/25/23 | IOWA STATE* | 2-0-2 | 0.0-0 | 0.0-0 | 0 | 0 | 1/0 |
| 12/28/23 | vs. NC State* | 3-1-4 | 1.0-1 | 0.0-0 | 0 | 0 | 0/0 |

32

| | | | | | | | |
|----------|-------------------|----------------|--------------|---------------|---|---|-----|
| 8/31/24 | UT MARTIN* | 6-1-7 | 1.5-2 | 0.0-0 | 0 | 0 | 0/0 |
| 9/4/24 | at Tulane* | 1-0-1 | 0.0-0 | 0.0-0 | 0 | 0 | 0/0 |
| 9/13/24 | ARIZONA* | 2-1-3 | 1.0-2 | 0.0-0 | 0 | 0 | 0/0 |
| 9/21/24 | at BYU* | 2-0-2 | 0.0-0 | 0.0-0 | 0 | 0 | 0/0 |
| 9/28/24 | OKLAHOMA STATE* | 0-3-3 | 0.0-0 | 0.0-0 | 0 | 0 | 0/0 |
| 10/12/24 | at Colorado* | 2-0-2 | 1.0-16 | 1.0-16 | 0 | 0 | 0/0 |
| 10/19/24 | at West Virginia* | 3-3-6 | 1.0-1 | 0.0-0 | 0 | 0 | 0/0 |
| 10/26/24 | KANSAS* | 3-2-5 | 1.0-12 | 1.0-12 | 0 | 0 | 0/0 |
| 11/2/24 | at Houston | 1-3-4 | 0.5-2 | 0.5-2 | 0 | 0 | 0/1 |
| 11/16/24 | ARIZONA STATE* | 6-1-7 | 2.0-6 | 1.0-5 | 0 | 0 | 0/0 |
| 11/23/24 | CINCINNATI* | 2-0-2 | 1.0-3 | 0.0-0 | 0 | 0 | 0/0 |
| 11/30/24 | at Iowa State* | 2-0-2 | 0.0-0 | 0.0-0 | 0 | 1 | 0/0 |
| 12/26/24 | vs. Rutgers* | 1-1-2 | 0.5-2 | 0.5-2 | 0 | 0 | 0/0 |
| 8/23/25 | vs. Iowa State* | 0-1-1 | 0.0-0 | 0.0-0 | 0 | 1 | 0/0 |
| 8/30/25 | NORTH DAKOTA* | 5-1-6 | 0.0-0 | 0.0-0 | 0 | 0 | 0/0 |
| 9/6/25 | ARMY* | 10-0-10 | 1.0-3 | 0.0-0 | 0 | 0 | 0/0 |
| 9/12/25 | at Arizona* | 5-6-11 | 0.5-1 | 0.0-0 | 0 | 0 | 0/0 |

*denotes game started; **Bold Italics** denotes career high

PURNELL'S CAREER DEFENSIVE STATS

| Year | G/S | UA-AT-TT | TFL | SACK | INT | PD | F/R |
|--------------|--------------|------------------|----------------|---------------|----------|----------|------------|
| 2022 | 14/1 | 9-12-21 | 1.0-0 | 0.0-0 | 0 | 2 | 0/1 |
| 2023 | 13/13 | 34-17-51 | 4.5-12 | 0.5-4 | 1 | 3 | 3/2 |
| 2024 | 13/12 | 31-15-46 | 9.5-46 | 4.0-37 | 0 | 1 | 0/1 |
| 2025 | 4/4 | 20-8-28 | 1.5-4 | 0.0-0 | 0 | 1 | 0/0 |
| TOTAL | 44/30 | 94-52-146 | 16.5-62 | 4.5-41 | 1 | 7 | 3/4 |



GABE POWERS

LB • 6-3 • 237 • Jr.-TR
Marysville, Ohio • Ohio State

- In his first season at K-State after transferring from Ohio State.
- Earned his first-career start vs. Army, a game in which he played on a career-high 52 defensive snaps.
- Talled a career-high 5 tackles vs. Army.
- Saw action in 24 games during his time at Ohio State.
- Had a 29-yd INT return TD last season vs. Akron.
- Played at Ohio State alongside current K-State OL George Fitzpatrick.

POWERS' GAME-BY-GAME DEFENSIVE STATS

| Date | Opponent | UA-AT-TT | TFL | SACK | INT | PD | F/R |
|----------|-------------------|----------|--------------|-------|-----|----|-----|
| 9/9/23 | YOUNGSTOWN STATE | 1-1-2 | 0.0-0 | 0.0-0 | 0 | 0 | 0/0 |
| 10/28/23 | at Wisconsin | 1-0-1 | 0.0-0 | 0.0-0 | 0 | 0 | 0/0 |
| 11/11/23 | MICHIGAN STATE | 1-0-1 | 0.0-0 | 0.0-0 | 0 | 0 | 0/0 |
| 11/18/23 | MINNESOTA | 3-0-3 | 1.0-3 | 0.0-0 | 0 | 0 | 0/0 |
| 8/31/24 | AKRON | 1-0-1 | 0.0-0 | 0.0-0 | 1 | 1 | 0/0 |
| 9/7/24 | WESTERN MICHIGAN | 2-0-2 | 0.0-0 | 0.0-0 | 0 | 0 | 0/0 |
| 9/28/24 | at Michigan State | 0-1-1 | 0.0-0 | 0.0-0 | 0 | 1 | 0/0 |
| 11/9/24 | PURDUE | 1-0-1 | 0.0-0 | 0.0-0 | 0 | 0 | 0/0 |
| 8/23/25 | vs. Iowa State | 1-3-4 | 0.0-0 | 0.0-0 | 0 | 0 | 0/0 |
| 8/30/25 | NORTH DAKOTA | 1-0-1 | 0.0-0 | 0.0-0 | 0 | 0 | 0/0 |
| 9/6/25 | ARMY | 2-3-5 | 0.5-0 | 0.0-0 | 0 | 0 | 0/0 |
| 9/12/25 | at Arizona | 0-1-1 | 0.0-0 | 0.0-0 | 0 | 0 | 0/0 |

2023-24 Seasons at Ohio State

Bold Italics denotes career high

POWERS' CAREER DEFENSIVE STATS

| Year | G/S | UA-AT-TT | TFL | SACK | INT | PD | F/R |
|--------------|-------------|----------------|--------------|--------------|----------|----------|------------|
| 2023* | 10/0 | 6-1-7 | 1.0-3 | 0.0-0 | 0 | 0 | 0/0 |
| 2024* | 12/0 | 4-1-5 | 0.0-0 | 0.0-0 | 1 | 2 | 0/0 |
| 2025 | 4/1 | 4-7-11 | 0.5-0 | 0.0-0 | 0 | 0 | 0/0 |
| TOTAL | 28/1 | 14-9-23 | 1.5-3 | 0.0-0 | 1 | 2 | 0/0 |

* at Ohio State



36



JACK FABRIS

S • 6-2 • 195 • So.-2L
Bogart, Ga. • North Oconee

- A 3rd-year member of the program who has seen time in 21 games.
- Earned the first 2 starts of his career in the final 2 games of 2024.
- Returned a fumble 60 yds for a TD at Tulane to break a 27-27 tie en route to a 34-27 win.
- It was the Wildcats' longest fumble return TD since 2010 (Stephen Harrison, 85 yds at Kansas).
- Son of Jon Fabris, a 37-year college football coach that included 2 stints at K-State (1997-98; 2017-18).

FABRIS' GAME-BY-GAME DEFENSIVE STATS

| Date | Opponent | UA-AT-TT | TFL | SACK | INT | PD | F/R |
|----------|------------------|----------|-------|-------|-----|----|-----|
| 9/2/23 | SEMO | 2-0-2 | 0.0-0 | 0.0-0 | 0 | 0 | 0/0 |
| 12/28/23 | vs. NC State | 1-1-2 | 0.0-0 | 0.0-0 | 0 | 0 | 0/0 |
| 8/31/24 | UT MARTIN | 3-0-3 | 0.0-0 | 0.0-0 | 0 | 0 | 0/0 |
| 9/7/24 | at Tulane | 1-0-1 | 0.0-0 | 0.0-0 | 0 | 0 | 0/1 |
| 9/13/24 | ARIZONA | 1-0-1 | 0.0-0 | 0.0-0 | 0 | 0 | 0/0 |
| 9/28/24 | OKLAHOMA STATE | 1-2-3 | 0.0-0 | 0.0-0 | 0 | 0 | 0/0 |
| 10/19/24 | at West Virginia | 1-4-5 | 0.0-0 | 0.0-0 | 1 | 1 | 0/0 |
| 10/26/24 | KANSAS | 0-1-1 | 0.0-0 | 0.0-0 | 0 | 0 | 0/0 |
| 11/2/24 | at Houston | 1-0-1 | 0.0-0 | 0.0-0 | 0 | 0 | 0/0 |
| 11/16/24 | ARIZONA STATE | 2-2-4 | 0.5-1 | 0.0-0 | 0 | 0 | 0/0 |
| 11/30/24 | at Iowa State* | 0-2-2 | 0.0-0 | 0.0-0 | 0 | 1 | 0/0 |
| 12/26/24 | vs. Rutgers* | 3-2-5 | 1.0-2 | 0.5-1 | 0 | 0 | 0/0 |
| 9/6/25 | ARMY | 2-1-3 | 0.0-0 | 0.0-0 | 0 | 0 | 0/0 |
| 9/12/25 | at Arizona | 0-2-2 | 0.0-0 | 0.0-0 | 0 | 0 | 0/0 |

* denotes game started; **Bold Italics** denotes career high

FABRIS' CAREER DEFENSIVE STATS

| Year | G/S | UA-AT-TT | TFL | SACK | INT | PD | F/R |
|--------------|-------------|-----------------|--------------|--------------|----------|----------|------------|
| 2023 | 4/0 | 3-1-4 | 0.0-0 | 0.0-0 | 0 | 0 | 0/0 |
| 2024 | 13/2 | 13-13-26 | 1.5-3 | 0.5-1 | 1 | 2 | 0/1 |
| 2025 | 4/0 | 2-3-5 | 0.0-0 | 0.0-0 | 0 | 0 | 0/0 |
| TOTAL | 21/2 | 18-17-35 | 1.5-3 | 0.5-1 | 1 | 2 | 0/1 |

39



TRAVIS BATES

DE • 6-3 • 269 • Jr.-1L
Tomball, Texas • Austin Peay

- Has seen action in all 17 games as a Wildcat over the last 2 years after transferring from Austin Peay prior to the 2024 season.
- Recorded 3 tackles in the opener vs. Iowa State — his most as a Wildcat — and tied that mark at Arizona.

BATES' GAME-BY-GAME DEFENSIVE STATS

| Date | Opponent | UA-AT-TT | TFL | SACK | INT | PD | F/R |
|----------|-----------------------|----------|--------|--------|-----|----|-----|
| 9/2/23 | at Southern Illinois* | 0-2-2 | 0.5-4 | 0.5-4 | 0 | 0 | 0/0 |
| 9/9/23 | at Tennessee* | 2-2-4 | 0.5-1 | 0.0-0 | 0 | 0 | 0/0 |
| 9/16/23 | E. TENNESSEE STATE* | 0-4-4 | 0.5-1 | 0.0-0 | 0 | 0 | 0/0 |
| 9/23/23 | at Stephen F. Austin* | 1-3-4 | 0.0-0 | 0.0-0 | 0 | 1 | 0/0 |
| 10/28/23 | NORTH ALABAMA | 0-1-1 | 0.0-0 | 0.0-0 | 0 | 0 | 0/0 |
| 11/4/23 | at Eastern Kentucky* | 6-0-6 | 2.0-6 | 1.0-2 | 0 | 1 | 0/0 |
| 11/11/23 | UTAH TECH* | 0-3-3 | 1.0-5 | 0.5-3 | 0 | 0 | 0/0 |
| 11/18/23 | CENTRAL ARKANSAS* | 1-2-3 | 1.0-4 | 1.0-4 | 0 | 0 | 0/0 |
| 11/25/23 | CHATTANOOGA* | 1-4-5 | 0.0-0 | 0.0-0 | 0 | 0 | 0/0 |
| 8/31/24 | UT MARTIN | 1-0-1 | 1.0-12 | 1.0-12 | 0 | 0 | 1/0 |
| 9/28/24 | OKLAHOMA STATE | 0-2-2 | 0.0-0 | 0.0-0 | 0 | 0 | 0/0 |

| | | | | | | | |
|----------|------------------|-------|-------|-------|---|---|-----|
| 10/12/24 | at Colorado | 0-1-1 | 0.5-6 | 0.5-6 | 0 | 0 | 0/0 |
| 10/19/24 | at West Virginia | 0-2-2 | 0.0-0 | 0.0-0 | 0 | 0 | 0/0 |
| 10/26/24 | KANSAS | 1-0-1 | 0.0-0 | 0.0-0 | 0 | 0 | 0/0 |
| 11/2/24 | at Houston | 0-1-1 | 0.5-1 | 0.0-0 | 0 | 0 | 0/0 |
| 11/16/24 | ARIZONA STATE | 1-1-2 | 0.0-0 | 0.0-0 | 0 | 1 | 0/0 |
| 11/23/24 | CINCINNATI | 1-0-1 | 1.0-3 | 0.0-0 | 0 | 0 | 0/0 |
| 11/30/24 | at Iowa State | 0-1-1 | 0.0-0 | 0.0-0 | 0 | 0 | 0/0 |
| 12/26/24 | vs. Rutgers | 0-1-1 | 0.5-0 | 0.5-0 | 0 | 0 | 0/0 |
| 8/23/25 | vs. Iowa State | 3-0-3 | 0.0-0 | 0.0-0 | 0 | 0 | 0/0 |
| 9/6/25 | ARMY | 1-0-1 | 0.0-0 | 0.0-0 | 0 | 0 | 0/0 |
| 9/12/25 | at Arizona | 1-2-3 | 0.5-5 | 0.5-5 | 0 | 1 | 0/0 |

2023 Season at Austin Peay

* denotes game started; **Bold Italics** denotes career high

BATES' CAREER DEFENSIVE STATS

| Year | G/S | UA-AT-TT | TFL | SACK | INT | PD | F/R |
|--------------|-------------|-----------------|---------------|---------------|----------|----------|------------|
| 2023* | 10/9 | 11-21-32 | 5.5-21 | 3.0-13 | 0 | 2 | 0/0 |
| 2024 | 13/0 | 4-9-13 | 3.5-22 | 2.0-18 | 0 | 1 | 1/0 |
| 2025 | 4/0 | 5-2-7 | 0.5-5 | 0.5-5 | 0 | 1 | 0/0 |
| TOTAL | 27/9 | 20-32-52 | 9.5-48 | 5.5-36 | 0 | 4 | 1/0 |

* at Austin Peay

43



LUIS RODRIGUEZ

K • 6-1 • 200 • So.-TR
Sylmar, Calif. • College of the Canyons

- Transferred to K-State from College of the Canyons just prior to the start of preseason practices before winning the starting kicker job.
- Has been true on all 4 FG attempts and 11 XP opportunities.
- Opened the scoring at Arizona by connecting on a season-long 51-yd FG, the longest by a Wildcat in a road game since Ty Zentner at WVU in 2022 (53 yds).

RODRIGUEZ'S GAME-BY-GAME KICKING

| Date | Opponent | FGM-A | Sequence | XPM-A |
|---------|----------------|-------|------------|-------|
| 8/23/25 | vs. Iowa State | 0-0 | | 3-3 |
| 8/30/25 | NORTH DAKOTA | 1-1 | (30) | 5-5 |
| 9/6/25 | ARMY | 2-2 | (34), (38) | 1-1 |
| 9/12/25 | at Arizona | 1-1 | (57) | 2-2 |

() Indicates made FG

Bold Italics denotes career high

RODRIGUEZ'S CAREER STATS

| Year | FGM-A | PCT. | 1-19 | 20-29 | 30-39 | 40-49 | 50+ |
|--------------|------------|--------------|------------|------------|------------|------------|------------|
| 2025 | 4-4 | 100.0 | 0-0 | 0-0 | 3-3 | 0-0 | 1-1 |
| TOTAL | 4-4 | 100.0 | 0-0 | 0-0 | 3-3 | 0-0 | 1-1 |

44



TOBI OSUNSANMI

DE • 6-3 • 250 • Jr.-3L
Wichita, Kan. • Wichita East

- Has played in 34 games over the last 4 seasons, including his first 3 career starts this season.
- Ranks 7th in the Big 12 with 0.75 sacks per game this season.
- Originally entered the program as a LB before moving to DE toward the end of the 2023 season.

OSUNSANMI'S GAME-BY-GAME DEFENSIVE STATS

| Date | Opponent | UA-AT-TT | TFL | SACK | INT | PD | F/R |
|----------|-------------------|----------|--------|--------|-----|----|-----|
| 10/29/22 | OKLAHOMA STATE | 1-0-1 | 0.0-0 | 0.0-0 | 0 | 0 | 0/0 |
| 11/26/22 | KANSAS | 0-1-1 | 0.0-0 | 0.0-0 | 0 | 0 | 0/0 |
| 9/9/23 | TROY | 1-0-1 | 1.0-12 | 1.0-12 | 0 | 0 | 1/0 |
| 9/23/23 | UCF | 1-0-1 | 0.0-0 | 0.0-0 | 0 | 0 | 0/0 |
| 10/6/23 | at Oklahoma State | 2-0-2 | 0.0-0 | 0.0-0 | 0 | 0 | 0/0 |
| 10/21/23 | TCU | 0-1-1 | 0.0-0 | 0.0-0 | 0 | 0 | 0/0 |
| 10/28/23 | HOUSTON | 1-0-1 | 0.0-0 | 0.0-0 | 0 | 0 | 0/0 |
| 11/11/23 | BAYLOR | 2-0-2 | 0.0-0 | 0.0-0 | 0 | 0 | 0/0 |
| 11/25/23 | IOWA STATE | 1-0-1 | 0.0-0 | 0.0-0 | 0 | 0 | 0/0 |
| 8/31/24 | UT MARTIN | 1-1-2 | 1.5-8 | 1.5-8 | 0 | 0 | 0/0 |
| 9/7/24 | at Tulane | 2-0-2 | 0.0-0 | 0.0-0 | 0 | 0 | 0/0 |
| 9/13/24 | ARIZONA | 2-0-2 | 1.0-2 | 0.0-0 | 0 | 0 | 0/0 |
| 10/12/24 | at Colorado | 1-0-1 | 0.0-0 | 0.0-0 | 0 | 0 | 0/0 |
| 10/19/24 | at West Virginia | 2-1-3 | 1.0-4 | 0.0-0 | 0 | 0 | 0/0 |
| 11/2/24 | at Houston | 3-1-4 | 1.0-12 | 1.0-12 | 0 | 0 | 1/0 |
| 11/23/24 | CINCINNATI | 4-0-4 | 1.0-5 | 1.0-5 | 0 | 0 | 0/0 |
| 12/26/24 | vs. Rutgers | 1-0-1 | 0.0-0 | 0.0-0 | 0 | 0 | 0/0 |
| 8/23/25 | vs. Iowa State* | 3-1-4 | 2.0-18 | 2.0-18 | 0 | 0 | 0/0 |
| 8/30/25 | NORTH DAKOTA* | 4-2-6 | 1.5-12 | 1.0-8 | 0 | 0 | 0/1 |
| 9/6/25 | ARMY | 2-2-4 | 0.5-2 | 0.0-0 | 0 | 0 | 0/0 |
| 9/12/25 | at Arizona* | 1-1-2 | 0.0-0 | 0.0-0 | 0 | 0 | 0/0 |

* denotes game started; **Bold Italics** denotes career high

OSUNSANMI'S CAREER DEFENSIVE STATS

| Year | G/S | UA-AT-TT | TFL | SACK | INT | PD | F/R |
|--------------|-------------|-----------------|----------------|---------------|----------|----------|------------|
| 2022 | 4/0 | 1-1-2 | 0.0-0 | 0.0-0 | 0 | 0 | 0/0 |
| 2023 | 13/0 | 8-1-9 | 1.0-12 | 1.0-12 | 0 | 0 | 1/0 |
| 2024 | 13/0 | 16-3-19 | 5.5-31 | 3.5-25 | 0 | 0 | 1/0 |
| 2025 | 4/3 | 10-6-16 | 4.0-32 | 3.0-26 | 0 | 0 | 0/1 |
| TOTAL | 34/3 | 35-11-46 | 10.5-75 | 7.5-63 | 0 | 0 | 2/1 |

45



AUSTIN ROMAINE

LB • 6-2 • 245 • Jr.-2L
Hillsboro, Mo. • Hillsboro

- ★ Bronko Nagurski Trophy watch list
- ★ Chuck Bednarik Award watch list
- ★ Butkus Award watch list
- ★ Shrine Bowl watch list
- ★ Preseason All-Big 12

- Has played in 29 games over the last 3 seasons with 21 starts.
- Leads the team with 37 tackles, ranking 22nd in the nation and 4th in the Big 12 with 9.3 tackles per game.
- Has collected 5.75 solo tackles per game this season to rank 11th nationally and tops in the Big 12.
- Tallied at least 5 tackles in 15 of the last 17 games, including at least 10 tackles 5 times during that stretch.
- Led the team with 96 tackles a year ago, the most by a Wildcat since Jayd Kirby in 2017, as he earned All-Big 12 Second Team honors.
- Tallied a career-high 12 last year vs. West Virginia, Houston and Iowa State.
- Had 3 forced fumbles last season, tying for 5th in the Big 12.
- Of his 3 forced fumbles, 2 led directly to game-winning scores as his first one at Tulane was returned 60 yds for a TD by Jack Fabris to break a 27-27 tie, while another vs. Kansas led to a 51-yd FG in a 29-27 win.
- On the watch list for the Bronko Nagurski Trophy, the first Wildcat LB to be up for the award since Arthur Brown (2011 and 2012).
- On the watch list for the Butkus Award, K-State's first candidate since Charmeachelle Moore (2016).
- Voted a team captain for the 2025 season.



ROMAINE'S GAME-BY-GAME DEFENSIVE STATS

| Date | Opponent | UA-AT-TT | TFL | SACK | INT | PD | F/R |
|----------|--------------------|---------------|--------------|---------------|-----|----|-----|
| 9/9/23 | TROY | 2-1-3 | 0.0-0 | 0.0-0 | 0 | 0 | 0/0 |
| 9/23/23 | UCF* | 3-0-3 | 1.0-2 | 0.0-0 | 0 | 0 | 0/0 |
| 10/6/23 | at Oklahoma State* | 0-4-6 | 1.0-0 | 0.0-0 | 0 | 0 | 0/0 |
| 10/14/23 | at Texas Tech* | 3-1-4 | 1.0-3 | 1.0-3 | 0 | 0 | 0/0 |
| 10/28/23 | HOUSTON* | 2-0-2 | 0.0-0 | 0.0-0 | 0 | 0 | 0/0 |
| 11/18/23 | at Kansas* | 2-0-2 | 0.0-0 | 0.0-0 | 0 | 0 | 0/0 |
| 12/28/23 | vs. NC State* | 1-1-2 | 0.0-0 | 0.0-0 | 0 | 0 | 0/0 |
| 8/31/24 | UT MARTIN* | 2-1-3 | 0.0-0 | 0.0-0 | 0 | 0 | 0/0 |
| 9/7/24 | at Tulane* | 6-2-8 | 2.0-18 | 2.0-78 | 0 | 0 | 1/0 |
| 9/13/24 | ARIZONA* | 6-1-7 | 1.0-3 | 0.0-0 | 0 | 0 | 0/0 |
| 9/21/24 | at BYU* | 3-6-9 | 0.5-0 | 0.0-0 | 0 | 0 | 0/0 |
| 9/28/24 | OKLAHOMA STATE* | 2-5-7 | 0.5-1 | 0.0-0 | 0 | 0 | 0/0 |
| 10/12/24 | at Colorado | 5-0-5 | 0.0-0 | 0.0-0 | 0 | 0 | 0/0 |
| 10/19/24 | at West Virginia* | 4-8-12 | 0.0-0 | 0.0-0 | 0 | 0 | 0/0 |
| 10/26/24 | KANSAS* | 5-1-6 | 0.0-0 | 0.0-0 | 0 | 0 | 1/0 |
| 11/2/24 | at Houston* | 5-7-12 | 2.5-4 | 0.0-0 | 0 | 0 | 0/0 |
| 11/16/24 | ARIZONA STATE* | 1-1-2 | 0.0-0 | 0.0-0 | 0 | 1 | 1/0 |
| 11/23/24 | CINCINNATI* | 4-2-6 | 0.0-0 | 0.0-0 | 0 | 0 | 0/0 |
| 11/30/24 | at Iowa State* | 7-5-12 | 0.0-0 | 0.0-0 | 0 | 1 | 0/0 |
| 12/26/24 | vs. Rutgers* | 4-3-7 | 1.0-6 | 0.0-0 | 0 | 0 | 0/0 |
| 8/23/25 | vs. Iowa State* | 4-4-8 | 0.0-0 | 0.0-0 | 0 | 1 | 0/1 |
| 8/30/25 | NORTH DAKOTA* | 7-3-10 | 1.5-4 | 0.0-0 | 0 | 0 | 0/0 |
| 9/6/25 | ARMY* | 8-2-10 | 1.0-3 | 0.0-0 | 0 | 0 | 0/0 |
| 9/12/25 | at Arizona* | 4-5-9 | 0.0-0 | 0.0-0 | 0 | 0 | 0/0 |

* denotes game started; **Bold Italics** denotes career high

ROMAINE'S CAREER DEFENSIVE STATS

| Year | G/S | UA-AT-TT | TFL | SACK | INT | PD | F/R |
|--------------|--------------|------------------|----------------|---------------|----------|----------|------------|
| 2023 | 12/5 | 15-7-22 | 3.0-5 | 1.0-3 | 0 | 0 | 0/0 |
| 2024 | 13/12 | 54-42-96 | 7.5-32 | 2.0-18 | 0 | 2 | 3/0 |
| 2025 | 4/4 | 23-14-37 | 2.5-7 | 0.0-0 | 0 | 1 | 0/1 |
| TOTAL | 29/21 | 92-63-155 | 13.0-44 | 3.0-21 | 0 | 3 | 3/1 |

47

CODY STUFFLEBEAN

DE • 6-4 • 260 • Sr.-3L
McPherson, Kan. • McPherson

- A Super Senior who has started each of the last 17 games after playing as a reserve the first 27 games of his career.
- Tied his career high with 2.0 tackles vs. North Dakota and tied his career-high tackle total with 4 vs. Army.
- Had a sack last year at Colorado that resulted in an 18-yd loss.
- Voted a team captain in both 2024 and 2025.

STUFFLEBEAN'S GAME-BY-GAME DEFENSIVE STATS

| Date | Opponent | UA-AT-TT | TFL | SACK | INT | PD | F/R |
|----------|-------------------|----------|---------------|---------------|-----|----|-----|
| 9/3/22 | SOUTH DAKOTA | 1-0-1 | 0.0-0 | 0.0-0 | 0 | 0 | 0/0 |
| 9/10/22 | MISSOURI | 1-0-1 | 0.0-0 | 0.0-0 | 0 | 0 | 0/0 |
| 9/24/22 | at Oklahoma | 0-1-1 | 0.0-0 | 0.0-0 | 0 | 0 | 0/0 |
| 10/8/22 | at Iowa State | 0-1-1 | 0.0-0 | 0.0-0 | 0 | 0 | 0/0 |
| 12/31/22 | vs. Alabama | 1-2-3 | 0.0-0 | 0.0-0 | 0 | 0 | 0/0 |
| 9/16/23 | at Missouri | 2-1-3 | 0.0-0 | 0.0-0 | 0 | 0 | 0/0 |
| 9/23/23 | UCF | 1-0-1 | 0.0-0 | 0.0-0 | 0 | 0 | 0/0 |
| 10/6/23 | at Oklahoma State | 0-2-2 | 0.5-1 | 0.0-0 | 0 | 0 | 0/0 |
| 10/14/23 | at Texas Tech | 0-1-1 | 0.0-0 | 0.0-0 | 0 | 0 | 0/0 |
| 10/21/23 | TCU | 2-0-2 | 0.0-0 | 0.0-0 | 0 | 0 | 0/0 |
| 11/4/23 | at Texas | 3-0-3 | 0.0-0 | 0.0-0 | 0 | 0 | 0/0 |
| 11/11/23 | BAYLOR | 3-1-4 | 2.0-13 | 2.0-13 | 0 | 0 | 1/0 |
| 11/18/23 | at Kansas | 3-0-3 | 0.0-0 | 0.0-0 | 0 | 0 | 0/0 |
| 8/31/24 | UT MARTIN* | 0-1-1 | 0.0-0 | 0.0-0 | 0 | 0 | 0/0 |
| 9/7/24 | at Tulane* | 1-0-1 | 1.0-2 | 0.0-0 | 0 | 0 | 0/0 |
| 9/21/24 | at BYU* | 1-1-2 | 0.5-1 | 0.0-0 | 0 | 0 | 0/0 |
| 9/28/24 | OKLAHOMA STATE* | 1-2-3 | 0.0-0 | 0.0-0 | 0 | 0 | 0/0 |
| 10/12/24 | at Colorado* | 2-0-2 | 1.0-18 | 1.0-18 | 0 | 0 | 0/0 |
| 10/26/24 | KANSAS* | 1-2-3 | 0.0-0 | 0.0-0 | 0 | 0 | 0/0 |
| 11/2/24 | at Houston* | 1-1-2 | 0.0-0 | 0.0-0 | 0 | 0 | 0/0 |
| 11/23/24 | CINCINNATI* | 1-1-2 | 0.0-0 | 0.0-0 | 0 | 0 | 0/0 |
| 11/30/24 | at Iowa State* | 1-0-1 | 0.0-0 | 0.0-0 | 0 | 0 | 0/0 |

| | | | | | | | |
|----------|-----------------|-------|---------------|---------------|---|---|-----|
| 12/26/24 | vs. Rutgers* | 2-0-2 | 1.0-4 | 1.0-4 | 0 | 0 | 0/0 |
| 8/23/25 | vs. Iowa State* | 1-1-2 | 0.0-0 | 0.0-0 | 0 | 0 | 0/0 |
| 8/30/25 | NORTH DAKOTA* | 2-0-2 | 2.0-26 | 2.0-26 | 0 | 0 | 1/0 |
| 9/6/25 | ARMY* | 3-1-4 | 0.0-0 | 0.0-0 | 0 | 0 | 0/0 |
| 9/12/25 | at Arizona* | 0-2-2 | 0.0-0 | 0.0-0 | 0 | 0 | 0/0 |

* denotes game started; **Bold Italics** denotes career high

STUFFLEBEAN'S CAREER DEFENSIVE STATS

| Year | G/S | UA-AT-TT | TFL | SACK | INT | PD | F/R |
|--------------|--------------|-----------------|---------------|---------------|----------|----------|------------|
| 2022 | 14/0 | 3-4-7 | 0.0-0 | 0.0-0 | 0 | 0 | 0/0 |
| 2023 | 13/0 | 14-5-19 | 2.5-14 | 2.0-13 | 0 | 0 | 1/0 |
| 2024 | 13/13 | 11-8-19 | 3.5-25 | 2.0-22 | 0 | 0 | 0/0 |
| 2025 | 4/4 | 6-4-10 | 2.0-26 | 2.0-26 | 0 | 0 | 1/0 |
| TOTAL | 44/17 | 34-21-55 | 8.0-65 | 6.0-61 | 0 | 0 | 2/0 |



RYAN DAVIS

DE • 6-4 • 252 • So.-1L
Phoenix, Ariz. • Sandra Day O'Connor

- A high-motor DE who saw his first action of the season at Arizona after missing the first 3 games due to injury.
- Set a career high with 1.5 sacks last year vs. Cincinnati.

DAVIS' GAME-BY-GAME DEFENSIVE STATS

| Date | Opponent | UA-AT-TT | TFL | SACK | INT | PD | F/R |
|----------|------------------|----------|--------------|--------------|-----|----|-----|
| 8/31/24 | UT MARTIN | 1-0-1 | 0.0-0 | 0.0-0 | 0 | 0 | 0/0 |
| 10/12/24 | at Colorado | 2-0-2 | 1.0-7 | 1.0-7 | 0 | 0 | 0/0 |
| 10/19/24 | at West Virginia | 0-0-0 | 0.0-0 | 0.0-0 | 0 | 1 | 0/0 |
| 11/23/24 | CINCINNATI | 1-2-3 | 1.5-7 | 1.5-7 | 0 | 0 | 0/0 |
| 11/30/24 | at Iowa State | 0-1-1 | 0.0-0 | 0.0-0 | 0 | 0 | 0/0 |
| 9/12/25 | at Arizona | 1-0-1 | 0.0-0 | 0.0-0 | 0 | 0 | 0/0 |

Bold Italics denotes career high

DAVIS' CAREER DEFENSIVE STATS

| Year | G/S | UA-AT-TT | TFL | SACK | INT | PD | F/R |
|--------------|-------------|--------------|---------------|---------------|----------|----------|------------|
| 2024 | 11/0 | 4-3-7 | 2.5-14 | 2.5-14 | 0 | 1 | 0/0 |
| 2025 | 1/0 | 1-0-1 | 0.0-0 | 0.0-0 | 0 | 0 | 0/0 |
| TOTAL | 12/0 | 5-3-8 | 2.5-14 | 2.5-14 | 0 | 1 | 0/0 |



DAMIAN ILALIO

DT • 6-2 • 300 • Sr.-3L
Manhattan, Kan. • Manhattan

- ★ Wuerffel Trophy watch list
- ★ Shrine Bowl watch list
- ★ Polynesian College Player of the Year Award watch list

- Has started 19-straight games to rank 2nd on the team.
- Tallied 34 tackles in 2024, the most by a Wildcat DT since Will Geary in 2017 (44).
- Recorded 4.0 TFLs and 2.0 sacks last year, the most by a Wildcat DT since Eli Huggins had 6.0 TFLs and 3.0 sacks in 2021.
- Voted a team captain for the 2025 season.

ILALIO'S GAME-BY-GAME DEFENSIVE STATS

| Date | Opponent | UA-AT-TT | TFL | SACK | INT | PD | F/R |
|----------|-------------------|----------|---------------|---------------|-----|----|-----|
| 9/3/22 | SOUTH DAKOTA | 1-0-1 | 0.0-0 | 0.0-0 | 0 | 0 | 0/0 |
| 10/29/22 | OKLAHOMA STATE | 1-0-1 | 0.0-0 | 0.0-0 | 0 | 0 | 0/0 |
| 9/2/23 | SEMO* | 1-1-2 | 0.5-2 | 0.5-2 | 0 | 0 | 0/0 |
| 10/6/23 | at Oklahoma State | 0-1-1 | 0.5-1 | 0.0-0 | 0 | 0 | 0/0 |
| 10/14/23 | at Texas Tech | 0-1-1 | 0.0-0 | 0.0-0 | 0 | 0 | 0/0 |
| 10/25/23 | HOUSTON | 1-0-1 | 0.0-0 | 0.0-0 | 0 | 0 | 0/0 |
| 11/18/23 | at Kansas | 1-0-1 | 0.0-0 | 0.0-0 | 0 | 0 | 0/0 |
| 12/28/23 | vs. NC State* | 2-1-3 | 1.0-7 | 0.0-0 | 0 | 0 | 0/0 |
| 8/31/24 | UT MARTIN* | 1-1-2 | 0.0-0 | 0.0-0 | 0 | 0 | 0/0 |
| 9/7/24 | at Tulane* | 2-1-3 | 1.0-14 | 1.0-14 | 0 | 0 | 0/0 |
| 9/21/24 | at BYU* | 0-1-1 | 0.5-3 | 0.5-3 | 0 | 0 | 0/0 |
| 9/28/24 | OKLAHOMA STATE* | 1-3-4 | 0.0-0 | 0.0-0 | 0 | 0 | 0/0 |
| 10/12/24 | at Colorado* | 2-0-2 | 0.0-0 | 0.0-0 | 0 | 0 | 0/0 |
| 10/19/24 | at West Virginia* | 3-3-6 | 0.0-0 | 0.0-0 | 0 | 0 | 0/0 |
| 10/26/24 | KANSAS* | 3-1-4 | 1.0-7 | 0.0-0 | 0 | 0 | 0/0 |
| 11/16/24 | ARIZONA STATE* | 0-2-2 | 0.0-0 | 0.0-0 | 0 | 0 | 0/0 |
| 11/23/24 | CINCINNATI* | 1-1-2 | 1.0-7 | 0.0-0 | 0 | 0 | 0/0 |
| 11/30/24 | at Iowa State* | 3-2-5 | 0.0-0 | 0.0-0 | 0 | 0 | 0/0 |
| 12/26/24 | vs. Rutgers* | 2-1-3 | 0.5-1 | 0.5-1 | 0 | 0 | 0/0 |
| 8/23/25 | vs. Iowa State* | 2-0-2 | 1.0-7 | 0.0-0 | 0 | 0 | 0/0 |
| 9/6/25 | ARMY* | 1-1-2 | 0.0-0 | 0.0-0 | 0 | 0 | 0/0 |
| 9/12/25 | at Arizona* | 0-2-2 | 0.5-6 | 0.5-6 | 0 | 0 | 0/0 |

* denotes game started; **Bold Italics** denotes career high

ILALIO'S CAREER DEFENSIVE STATS

| Year | G/S | UA-AT-TT | TFL | SACK | INT | PD | F/R |
|--------------|--------------|-----------------|---------------|---------------|----------|----------|------------|
| 2022 | 5/0 | 2-0-2 | 0.0-0 | 0.0-0 | 0 | 0 | 0/0 |
| 2023 | 11/3 | 5-4-9 | 2.0-4 | 0.5-2 | 0 | 0 | 0/0 |
| 2024 | 13/13 | 18-16-34 | 4.0-20 | 2.0-18 | 0 | 0 | 0/0 |
| 2025 | 4/4 | 3-3-6 | 1.5-7 | 0.5-6 | 0 | 0 | 0/0 |
| TOTAL | 33/20 | 28-23-51 | 7.5-31 | 3.0-26 | 0 | 0 | 0/0 |



WILL ANCIAUX

TE • 6-6 • 250 • So.-1L
Wichita, Kan. • Kapaun Mt. Carmel

- Has played in all 17 games over the last 2 years, including 4 starts.
- Tallied 3 TD catches last year, tied for 2nd nationally among freshmen TEs and tied for 6th among all Big 12 TEs.

ANCIAUX'S GAME-BY-GAME RECEIVING STATS

| Date | Opponent | No | Yds | TD | LG |
|----------|------------------|----|-----|----|----|
| 9/21/24 | at BYU | 1 | 9 | 0 | 9 |
| 9/28/24 | OKLAHOMA STATE | 1 | 2 | 1 | 2 |
| 10/19/24 | at West Virginia | 2 | 19 | 1 | 18 |
| 10/26/24 | KANSAS* | 2 | 29 | 1 | 24 |
| 11/2/24 | at Houston | 1 | 3 | 0 | 3 |
| 8/23/25 | vs. Iowa State* | 1 | 1 | 0 | 1 |

* denotes game started; **Bold Italics** denotes career high

ANCIAUX'S CAREER RECEIVING STATS

| YEAR | G/S | NO | YDS | AVG | TD | LG |
|--------------|-------------|----------|-----------|------------|----------|-----------|
| 2024 | 13/1 | 7 | 62 | 8.9 | 3 | 24 |
| 2025 | 4/3 | 1 | 1 | 1.0 | 0 | 1 |
| TOTAL | 17/4 | 8 | 63 | 7.9 | 3 | 24 |



83

WILL SWANSON

TE • 6-5 • 244 • Sr.-4L
Papillion, Neb. • La Vista South

★ Preseason All-Big 12

- A Super Senior who has played in 48 career games with 10 starts.
- Talled a career-high 46 yds – including a career-long of 38 yds – vs. North Dakota.
- Earned All-Big 12 accolades last season.

SWANSON'S GAME-BY-GAME RECEIVING STATS

| Date | Opponent | No | Yds | TD | LG |
|----------|---------------|----|-----|----|----|
| 9/3/22 | SOUTH DAKOTA | 2 | 23 | 0 | 18 |
| 9/23/23 | UCF | 1 | 10 | 0 | 10 |
| 10/21/23 | TCU | 2 | 22 | 1 | 17 |
| 10/28/23 | HOUSTON* | 1 | 21 | 0 | 21 |
| 11/25/23 | IOWA STATE | 1 | 13 | 0 | 13 |
| 9/7/24 | at Tulane | 2 | 18 | 1 | 11 |
| 9/13/24 | ARIZONA | 2 | 6 | 1 | 3 |
| 9/21/24 | at BYU* | 1 | 9 | 0 | 9 |
| 10/12/24 | at Colorado* | 1 | 5 | 0 | 5 |
| 10/26/24 | KANSAS* | 1 | 8 | 0 | 8 |
| 11/23/24 | CINCINNATI* | 1 | 8 | 1 | 8 |
| 11/30/24 | at Iowa State | 1 | 12 | 0 | 12 |
| 8/30/25 | NORTH DAKOTA | 2 | 46 | 0 | 38 |
| 9/12/25 | at Arizona | 1 | 5 | 0 | 5 |

* denotes game started; **Bold Italics** denotes career high

SWANSON'S CAREER RECEIVING STATS

| YEAR | G/S | NO | YDS | AVG | TD | LG |
|--------------|--------------|-----------|------------|-------------|----------|-----------|
| 2022 | 14/0 | 2 | 23 | 11.5 | 0 | 18 |
| 2023 | 13/4 | 5 | 66 | 13.2 | 1 | 21 |
| 2024 | 14/4 | 9 | 66 | 7.3 | 3 | 12 |
| 2025 | 4/2 | 3 | 51 | 17.0 | 0 | 38 |
| TOTAL | 48/10 | 19 | 206 | 10.8 | 4 | 38 |



86

GARRETT OAKLEY

TE • 6-5 • 248 • Jr.-2L
Columbus, Neb. • Scotus Central Catholic

★ John Mackey Award watch list

- Has played in 27 games with 13 starts over the last 3 seasons.
- Has 7 career TD catches, ranking 3rd in school history among TEs.
- Is 3 TD catches shy of tying the record held by Henry Childs (1971-73) and current Washington Commander Ben Sinnott (2021-23).
- Needs 5 catches to enter the school's top-5 list for a career among TEs.
- Had 5 TD catches last year to tie for 2nd in school history by a TE, rank 3rd overall by a sophomore and tie for 2nd in the Big 12 among TEs.

OAKLEY'S GAME-BY-GAME RECEIVING STATS

| Date | Opponent | No | Yds | TD | LG |
|----------|---------------|----|-----|----|----|
| 10/21/23 | TCU | 1 | 11 | 0 | 11 |
| 10/28/23 | HOUSTON | 3 | 36 | 1 | 16 |
| 11/11/23 | BAYLOR | 3 | 46 | 1 | 28 |
| 11/25/23 | IOWA STATE | 2 | 26 | 0 | 22 |
| 12/28/23 | vs. NC State* | 2 | 35 | 0 | 28 |
| 9/7/24 | at Tulane* | 1 | 10 | 0 | 10 |
| 9/21/24 | at BYU | 3 | 22 | 0 | 9 |

| | | | | | |
|----------|-------------------|---|----|---|----|
| 9/28/24 | OKLAHOMA STATE | 1 | 19 | 1 | 19 |
| 10/12/24 | at Colorado | 2 | 17 | 0 | 12 |
| 10/19/24 | at West Virginia* | 2 | 20 | 1 | 16 |
| 10/26/24 | KANSAS | 1 | 2 | 1 | 2 |
| 11/2/24 | at Houston* | 3 | 29 | 0 | 14 |
| 11/16/24 | ARIZONA STATE* | 3 | 23 | 0 | 8 |
| 11/30/24 | at Iowa State* | 4 | 78 | 1 | 28 |
| 12/26/24 | vs. Rutgers | 2 | 16 | 1 | 13 |
| 8/23/25 | vs. Iowa State | 5 | 62 | 0 | 24 |
| 8/30/25 | NORTH DAKOTA* | 2 | 21 | 0 | 12 |
| 9/6/25 | ARMY* | 1 | 21 | 0 | 21 |
| 9/12/25 | at Arizona* | 4 | 6 | 0 | 4 |

* denotes game started; **Bold Italics** denotes career high

OAKLEY'S CAREER RECEIVING STATS

| YEAR | G/S | NO | YDS | AVG | TD | LG |
|--------------|--------------|-----------|------------|-------------|----------|-----------|
| 2023 | 10/2 | 11 | 154 | 14.0 | 2 | 28 |
| 2024 | 13/9 | 22 | 236 | 10.7 | 5 | 28 |
| 2025 | 4/2 | 12 | 110 | 9.2 | 0 | 24 |
| TOTAL | 27/13 | 45 | 500 | 11.1 | 7 | 28 |



87

BRAYDEN LOFTIN

TE • 6-5 • 230 • Jr.-2L
Omaha, Neb. • Lewis Central (IA)

- Played in 10 games last year and in the first 4 games of 2025.
- Talled a 23-yd TD on his first-career catch last year vs. UT Martin.


LOFTIN'S GAME-BY-GAME RECEIVING STATS

| Date | Opponent | No | Yds | TD | LG |
|----------|----------------|----|-----|----|----|
| 8/31/24 | UT MARTIN | 2 | 29 | 1 | 23 |
| 9/7/24 | at Tulane | 1 | 12 | 0 | 12 |
| 9/13/24 | ARIZONA | 3 | 45 | 1 | 21 |
| 9/21/24 | at BYU* | 1 | 7 | 0 | 7 |
| 11/16/24 | ARIZONA STATE | 3 | 32 | 0 | 14 |
| 11/30/24 | at Iowa State | 1 | 0 | 0 | 0 |
| 8/23/25 | vs. Iowa State | 1 | 18 | 0 | 18 |
| 8/30/25 | NORTH DAKOTA | 1 | 4 | 0 | 4 |
| 9/6/25 | ARMY | 1 | 9 | 0 | 9 |

* denotes game started; **Bold Italics** denotes career high

LOFTIN'S CAREER RECEIVING STATS

| YEAR | G/S | NO | YDS | AVG | TD | LG |
|--------------|-------------|-----------|------------|-------------|----------|-----------|
| 2024 | 10/1 | 11 | 125 | 11.4 | 2 | 23 |
| 2025 | 4/0 | 3 | 31 | 10.3 | 0 | 18 |
| TOTAL | 23/1 | 14 | 156 | 11.1 | 2 | 23 |



91

JORDAN ALLEN

DE • 6-4 • 262 • So.-1L
Olathe, Kan. • Olathe South

- Saw time in every game last year during his first season on the field in addition to the first 4 games of 2025.
- Recorded K-State's first sack of the season vs. Iowa State.
- Recorded 3 tackles – including a 7-yd sack – last year at West Virginia.
- Tied for 2nd on the squad with 3 tackles on kickoff coverage.

ALLEN'S GAME-BY-GAME DEFENSIVE STATS

| Date | Opponent | UA-AT-TT | TFL | SACK | INT | PD | F/R |
|----------|------------------|----------|-------|-------|-----|----|-----|
| 8/31/24 | UT MARTIN | 0-1-1 | 0.0-0 | 0.0-0 | 0 | 0 | 0/0 |
| 9/28/24 | OKLAHOMA STATE | 1-0-1 | 0.0-0 | 0.0-0 | 0 | 0 | 0/0 |
| 10/19/24 | at West Virginia | 1-2-3 | 1.0-7 | 1.0-7 | 0 | 0 | 0/0 |
| 8/23/25 | vs. Iowa State | 1-1-2 | 1.0-4 | 1.0-4 | 0 | 0 | 0/0 |
| 9/12/25 | at Arizona | 0-1-1 | 0.0-0 | 0.0-0 | 0 | 0 | 0/0 |

Bold Italics denotes career high

ALLEN'S CAREER DEFENSIVE STATS

| Year | G/S | UA-AT-TT | TFL | SACK | INT | PD | F/R |
|--------------|-------------|--------------|---------------|---------------|----------|----------|------------|
| 2024 | 13/0 | 2-3-5 | 1.0-7 | 1.0-7 | 0 | 0 | 0/0 |
| 2025 | 4/0 | 1-2-3 | 1.0-4 | 1.0-4 | 0 | 0 | 0/0 |
| TOTAL | 17/0 | 3-5-8 | 2.0-11 | 2.0-11 | 0 | 0 | 0/0 |



99

USO SEUMALO

DT • 6-3 • 340 • Sr.-3L
Maunaloa, Hawai'i • Garden City CC

★ Shrine Bowl watch list

- A Super Senior who is in his 4th year in the program after beginning his collegiate career at Garden City CC.
- Has seen time in 42 career games with 11 starts.
- Set a new career high with 6 tackles vs. Army.

SEUMALO'S GAME-BY-GAME DEFENSIVE STATS

| Date | Opponent | UA-AT-TT | TFL | SACK | INT | PD | F/R |
|----------|--------------------|----------|-------|-------|-----|----|-----|
| 9/3/22 | SOUTH DAKOTA | 2-0-2 | 1.0-1 | 0.0-0 | 0 | 0 | 0/0 |
| 9/10/22 | MISSOURI | 1-0-1 | 1.0-2 | 0.0-0 | 0 | 0 | 0/0 |
| 9/24/22 | at Oklahoma | 0-0-0 | 0.0-0 | 0.0-0 | 0 | 2 | 0/0 |
| 10/29/22 | OKLAHOMA STATE | 1-0-1 | 0.0-0 | 0.0-0 | 0 | 0 | 0/0 |
| 11/19/22 | at West Virginia | 0-1-1 | 0.0-0 | 0.0-0 | 0 | 0 | 0/0 |
| 9/2/23 | SEMO | 1-1-2 | 0.5-2 | 0.5-2 | 0 | 0 | 0/0 |
| 9/9/23 | TROY* | 1-1-2 | 0.0-0 | 0.0-0 | 0 | 0 | 0/1 |
| 9/16/23 | at Missouri* | 0-2-2 | 0.0-0 | 0.0-0 | 0 | 0 | 0/0 |
| 9/23/23 | UCF* | 1-0-1 | 1.0-3 | 1.0-3 | 0 | 0 | 0/0 |
| 10/6/23 | at Oklahoma State* | 1-2-3 | 0.0-0 | 0.0-0 | 0 | 0 | 0/0 |
| 10/14/23 | at Texas Tech* | 2-0-2 | 0.0-0 | 0.0-0 | 0 | 0 | 0/0 |
| 10/28/23 | HOUSTON* | 0-0-0 | 0.0-0 | 0.0-0 | 0 | 1 | 0/0 |
| 11/4/23 | at Texas* | 0-4-4 | 0.0-0 | 0.0-0 | 0 | 0 | 0/0 |
| 11/11/23 | BAYLOR* | 1-0-1 | 0.0-0 | 0.0-0 | 0 | 0 | 0/0 |
| 11/18/23 | at Kansas* | 1-0-1 | 0.0-0 | 0.0-0 | 0 | 0 | 0/0 |
| 8/31/24 | UT MARTIN | 0-2-2 | 1.0-3 | 0.0-0 | 0 | 0 | 0/0 |
| 9/21/24 | at BYU | 3-1-4 | 1.0-1 | 0.0-0 | 0 | 0 | 0/0 |
| 10/19/24 | at West Virginia | 0-2-2 | 0.0-0 | 0.0-0 | 0 | 0 | 0/0 |
| 10/26/24 | KANSAS | 0-1-1 | 0.0-0 | 0.0-0 | 0 | 0 | 0/0 |
| 11/2/24 | at Houston | 2-0-2 | 1.0-3 | 0.0-0 | 0 | 0 | 0/0 |
| 11/30/24 | at Iowa State | 1-2-3 | 0.0-0 | 0.0-0 | 0 | 0 | 0/0 |
| 8/23/25 | vs. Iowa State | 1-1-2 | 0.0-0 | 0.0-0 | 0 | 0 | 0/0 |
| 9/6/25 | ARMY* | 2-4-6 | 0.5-1 | 0.0-0 | 0 | 0 | 0/0 |
| 9/12/25 | at Arizona | 1-2-3 | 1.0-1 | 0.0-0 | 0 | 1 | 0/0 |

* denotes game started; **Bold Italics** denotes career high

SEUMALO'S CAREER DEFENSIVE STATS

| Year | G/S | UA-AT-TT | TFL | SACK | INT | PD | F/R |
|--------------|--------------|-----------------|---------------|--------------|----------|----------|------------|
| 2022 | 14/0 | 4-1-5 | 2.0-3 | 0.0-0 | 0 | 2 | 0/0 |
| 2023 | 11/10 | 8-10-18 | 1.5-5 | 1.5-5 | 0 | 1 | 0/1 |
| 2024 | 13/0 | 6-8-14 | 3.0-7 | 0.0-0 | 0 | 0 | 0/0 |
| 2025 | 4/1 | 4-7-11 | 1.5-2 | 0.0-0 | 0 | 1 | 0/0 |
| TOTAL | 42/11 | 22-26-48 | 8.0-17 | 1.5-5 | 0 | 4 | 0/1 |



2025 SCHEDULE AND RESULTS (OVERALL: 1-3 • HOME: 1-1 • ROAD: 0-1 • NEUTRAL: 0-1 • BIG 12: 0-1)

| DATE | (CFP/AP/C) OPPONENT | RESULT | SCORE | TV | ATTEND | TOP PASSER | TOP RUSHER | TOP RECEIVER | TOP TACKLER |
|--------------------------|---------------------|--------|-------|-------|--------|---------------------------------|----------------------|---------------------|----------------------------|
| Aug. 23 | at 22/21 Iowa State | L | 21-24 | ESPN | 47,221 | A. Johnson (21-30-0, 273, 2 TD) | J. Jackson (12-51-0) | G. Oakley (5-62-0) | Three Players (8) |
| Aug. 30 | North Dakota | W | 38-35 | ESPN+ | 51,927 | A. Johnson (28-43-0, 318, 3 TD) | J. Jackson (11-55-0) | J. Brown (12-109-1) | A. Romaine (10) |
| Sept. 6 | Army | L | 21-24 | ESPN | 52,723 | A. Johnson (15-25-1, 172, TD) | J. Jackson (7-30-0) | J. Tibbs (5-61-1) | D. Purnell/A. Romaine (10) |
| Sept. 12 | at Arizona | L | 17-23 | FOX | 40,051 | A. Johnson (13-29-0, 88) | J. Brown (7-75-1) | J. Brown (6-68-0) | V. Payne/D. Purnell (11) |
| Sept. 27 | rv/nr UCF* | | | FS1 | | | | | |
| Oct. 4 | at Baylor* | | | ESPN+ | | | | | |
| Oct. 11 | 24/25 TCU* | | | | | | | | |
| Oct. 25 | at nr/vr Kansas* | | | | | | | | |
| Nov. 1 | 12/14 Texas Tech* | | | | | | | | |
| Nov. 15 | at Oklahoma State* | | | | | | | | |
| Nov. 22 | at nr/vr Utah* | | | | | | | | |
| Nov. 29 | Colorado* | | | | | | | | |
| * Big 12 Conference Game | | | | | | | | | |

TEAM STATISTICS

| | KANSAS STATE | OPPONENTS |
|-----------------------------|--------------|--------------|
| Scoring | 97 | 106 |
| Points Per Game | 24.3 | 26.5 |
| Points Off Turnovers | 3 | 0 |
| First Downs | 56 | 83 |
| Rushing | 20 | 44 |
| Passing | 35 | 33 |
| Penalty | 1 | 6 |
| Rushing Yardage | 432 | 703 |
| Yards Gained Rushing | 513 | 854 |
| Yards Lost Rushing | 81 | 151 |
| Rushing Attempts | 98 | 194 |
| Average Per Rush | 4.4 | 3.6 |
| Average Per Game | 108.0 | 175.8 |
| TDs Rushing | 5 | 9 |
| Passing Yardage | 851 | 708 |
| Comp-Att-Int | 77-127-1 | 62-113-1 |
| Average Per Pass | 6.7 | 6.3 |
| Average Per Catch | 11.1 | 11.4 |
| Average Per Game | 212.8 | 177.0 |
| TDs Passing | 6 | 4 |
| Total Pffense | 1283 | 1411 |
| Total Plays | 225 | 307 |
| Average Per Play | 5.7 | 4.6 |
| Average Per Game | 320.8 | 352.8 |
| Kick Returns: #-Yards | 10-339 | 3-84 |
| Punt Returns: #-Yards | 7-25 | 7-46 |
| Int Returns: #-Yards | 1-0 | 1-8 |
| Kick Return Average | 33.9 | 28.0 |
| Punt Return Average | 3.6 | 6.6 |
| Int Return Average | 0.0 | 8.0 |
| Fumbles-Lost | 5-4 | 5-4 |
| Penalties-Yards | 13-129 | 14-101 |
| Average Per Game | 32.3 | 25.3 |
| Punts-Yards | 15-652 | 16-669 |
| Average Per Punt | 43.5 | 41.8 |
| Net Punt Average | 37.7 | 39.0 |
| Kickoffs-Yards | 20-1280 | 20-1228 |
| Average Per Kick | 64.0 | 61.4 |
| Net Kick Average | 38.8 | 33.5 |
| Time of Possession / Game | 24:28 | 35:37 |
| 3rd-Down Conversion | 15/48 | 26/68 |
| 3rd-Down Pct | 31% | 38% |
| 4th-Down Conversion | 5/13 | 11/14 |
| 4th-Down Pct | 9-83 | 3-24 |
| Misc Yards | 0 | 0 |
| Touchdowns Scored | 12 | 13 |
| Field Goals - Attempts | 4-4 | 5-9 |
| On-Side Kicks | 0-0 | 1-1 |
| Red-Zone Scores | (8-9) 89% | (15-18) 83% |
| Red-Zone Touchdowns | (5-9) 56% | (10-18) 56% |
| PAT-Attempts | (11-11) 100% | (13-13) 100% |
| 2-Point Conversion-Attempts | (1-1) 100% | (0-0) 0% |
| Attendance | 104650 | 40051 |
| Games / Avg Per Game | 2/52325 | 1/40051 |
| Neutral Site Games | - | 1/47221 |

| SCORE BY QUARTERS | 1ST | 2ND | 3RD | 4TH | TOTAL |
|-------------------|-----|-----|-----|-----|-------|
| Kansas State | 16 | 24 | 36 | 21 | 97 |
| Opponents | 21 | 31 | 17 | 37 | 106 |

RUSHING

| PLAYER | GP | ATT. | GAIN | LOSS | NET | AVG. | TD | LONG | YPG |
|--------------------|----------|------------|------------|------------|------------|------------|----------|-----------|--------------|
| Joe Jackson | 3 | 30 | 138 | 2 | 136 | 4.5 | 0 | 17 | 34.0 |
| Jayce Brown | 4 | 3 | 108 | 4 | 104 | 34.7 | 1 | 75 | 26.0 |
| DeVon Rice | 4 | 18 | 82 | 5 | 77 | 4.3 | 2 | 13 | 19.3 |
| Avery Johnson | 4 | 25 | 124 | 62 | 62 | 2.5 | 2 | 25 | 15.5 |
| JB Price | 4 | 9 | 21 | 3 | 18 | 2.0 | 0 | 12 | 4.5 |
| Antonio Martin Jr. | 1 | 5 | 17 | 0 | 17 | 3.4 | 0 | 5 | 17.0 |
| Dylan Edwards | 2 | 4 | 15 | 2 | 13 | 3.3 | 0 | 11 | 6.5 |
| Adonis Moise | 4 | 2 | 8 | 0 | 8 | 4.0 | 0 | 6 | 2.0 |
| Team | 4 | 2 | 0 | 3 | -3 | -1.5 | 0 | 0 | -0.8 |
| Total | 4 | 98 | 513 | 81 | 432 | 4.4 | 5 | 75 | 108.0 |
| Opponents | 4 | 194 | 854 | 151 | 703 | 3.6 | 9 | 60 | 175.8 |

PASSING

| PLAYER | GP | EFFIC. | CMP-ATT-INT | PCT. | YARDS | TD | LG | AVG/G |
|------------------|----------|--------------|-----------------|-------------|------------|----------|-----------|--------------|
| Avery Johnson | 4 | 130.9 | 77-127-1 | 60.6 | 851 | 6 | 65 | 212.8 |
| Total | 4 | 130.9 | 77-127-1 | 60.6 | 851 | 6 | 65 | 212.8 |
| Opponents | 4 | 117.4 | 62-113-1 | 54.9 | 708 | 4 | 52 | 177.0 |

RECEIVING

| PLAYER | GP | NO | YDS | AVG | TD | LONG | AVG/G |
|-------------------|----------|-----------|------------|-------------|----------|-----------|--------------|
| Jayce Brown | 4 | 25 | 284 | 11.4 | 2 | 44 | 71.0 |
| Jaron Tibbs | 4 | 13 | 157 | 12.1 | 2 | 32 | 39.3 |
| Garrett Oakley | 4 | 12 | 110 | 9.2 | 0 | 24 | 27.5 |
| Jerand Bradley | 3 | 10 | 152 | 15.2 | 1 | 65 | 50.7 |
| Will Swanson | 4 | 3 | 51 | 17.0 | 0 | 38 | 12.8 |
| Brayden Loftin | 4 | 3 | 31 | 10.3 | 0 | 18 | 7.8 |
| Joe Jackson | 4 | 3 | 18 | 6.0 | 1 | 7 | 4.5 |
| DeVon Rice | 4 | 2 | 27 | 13.5 | 0 | 27 | 6.8 |
| Jemyri Davis | 3 | 2 | 8 | 4.0 | 0 | 5 | 2.7 |
| Adonis Moise | 4 | 2 | 15 | 7.5 | 0 | 11 | 3.8 |
| Terrence Enos Jr. | 2 | 1 | -3 | -3.0 | 0 | 0 | -1.5 |
| Will Anciaux | 4 | 1 | 1 | 1.0 | 0 | 1 | 0.3 |
| Total | 4 | 77 | 851 | 11.1 | 6 | 65 | 212.8 |
| Opponents | 4 | 62 | 708 | 11.4 | 4 | 52 | 177.0 |



TOTAL OFFENSE

| PLAYER | GP | PLAYS | RUSH | PASS | TOTAL | AVG/G |
|--------------------|----------|------------|------------|------------|-------------|--------------|
| Avery Johnson | 4 | 152 | 62 | 851 | 913 | 228.3 |
| Joe Jackson | 4 | 30 | 136 | 0 | 136 | 34.0 |
| Jayce Brown | 4 | 3 | 104 | 0 | 104 | 26.0 |
| DeVon Rice | 4 | 18 | 77 | 0 | 77 | 19.3 |
| JB Price | 4 | 9 | 18 | 0 | 8 | 4.5 |
| Antonio Martin Jr. | 1 | 5 | 17 | 0 | 17 | 17.0 |
| Dylan Edwards | 2 | 4 | 13 | 0 | 13 | 6.5 |
| Adonis Moise | 4 | 2 | 8 | 0 | 8 | 2.0 |
| Team | 4 | 0 | -3 | 0 | -3 | -0.8 |
| Total | 4 | 225 | 432 | 851 | 1283 | 320.8 |
| Opponents | 4 | 307 | 703 | 708 | 1411 | 352.8 |

SCORING

| PLAYER | TD | FGs | PATs | | | | | SAF | PTS |
|-----------------|----|-----|-------|------|-----|------|-----|-----|-----|
| | | | KICK | RUSH | RCV | PASS | DXP | | |
| Luis Rodriguez | — | 4-4 | 11-11 | — | — | — | — | — | 23 |
| Jayce Brown | 3 | — | — | — | — | — | — | — | 18 |
| Jaron Tibbs | 2 | — | — | — | 1 | — | — | — | 14 |
| Avery Johnson | 2 | — | — | — | — | 1 | — | — | 12 |
| DeVon Rice | 2 | — | — | — | — | — | — | — | 12 |
| Jerand Bradley | 1 | — | — | — | — | — | — | — | 6 |
| Joe Jackson | 1 | — | — | — | — | — | — | — | 6 |
| Bryce Noernberg | 1 | — | — | — | — | — | — | — | 6 |
| Total | 12 | 4-4 | 11-11 | 0 | 1 | 1 | 0 | 0 | 97 |
| Opponents | 13 | 5-9 | 13-13 | 0 | 0 | 0 | 0 | 0 | 106 |

PUNT RETURNS

| PLAYER | NO | YDS | AVG | TD | LONG |
|------------------|----------|-----------|------------|----------|-----------|
| Sterling Lockett | 5 | 25 | 5.0 | 0 | 22 |
| Dylan Edwards | 1 | 0 | 0.0 | 0 | 0 |
| Garrett Harstad | 1 | 0 | 0.0 | 0 | 0 |
| Total | 7 | 25 | 3.6 | 0 | 22 |
| Opponents | 7 | 46 | 6.6 | 0 | 18 |

KICKOFF RETURNS

| PLAYER | NO | YDS | AVG | TD | LONG |
|------------------|-----------|------------|-------------|----------|-----------|
| Bryce Noernberg | 10 | 339 | 33.9 | 1 | 99 |
| Total | 10 | 339 | 33.9 | 1 | 99 |
| Opponents | 3 | 84 | 28.0 | 0 | 34 |

INTERCEPTIONS

| PLAYER | NO | YDS | AVG | TD | LONG |
|------------------|----------|----------|------------|----------|----------|
| Qua Moss | 1 | 0 | 0.0 | 0 | 0 |
| Total | 1 | 0 | 0.0 | 0 | 0 |
| Opponents | 1 | 8 | 8.0 | 0 | 8 |

FUMBLE RETURNS

| PLAYER | NO | YDS | AVG | TD | LONG |
|------------------|----------|----------|------------|----------|----------|
| Chiddi Obiazor | 1 | 0 | 0.0 | 0 | 0 |
| Mason Olguin | 1 | 0 | 0.0 | 0 | 0 |
| Tobi Osunsanmi | 1 | 0 | 0.0 | 0 | 0 |
| Austin Romaine | 1 | 0 | 0.0 | 0 | 0 |
| Total | 4 | 0 | 0.0 | 0 | 0 |
| Opponents | 4 | 0 | 0.0 | 0 | 0 |

ALL-PURPOSE YARDAGE

| PLAYER | G | RUSH | REC | PR | KOR | IR | TOT | AVG/G |
|--------------------|----------|------------|------------|-----------|------------|----------|-------------|--------------|
| Jayce Brown | 4 | 104 | 284 | 0 | 0 | 0 | 388 | 97.0 |
| Bryce Noernberg | 4 | 0 | 0 | 0 | 339 | 0 | 339 | 84.8 |
| Jaron Tibbs | 4 | 0 | 157 | 0 | 0 | 0 | 157 | 39.3 |
| Joe Jackson | 4 | 136 | 18 | 0 | 0 | 0 | 154 | 38.5 |
| Jerand Bradley | 3 | 0 | 152 | 0 | 0 | 0 | 152 | 50.7 |
| Garrett Oakley | 4 | 0 | 110 | 0 | 0 | 0 | 110 | 27.5 |
| DeVon Rice | 4 | 77 | 27 | 0 | 0 | 0 | 104 | 26.0 |
| Avery Johnson | 4 | 62 | 0 | 0 | 0 | 0 | 62 | 15.5 |
| Will Swanson | 4 | 0 | 51 | 0 | 0 | 0 | 51 | 12.8 |
| Brayden Loftin | 4 | 0 | 31 | 0 | 0 | 0 | 31 | 7.8 |
| Sterling Lockett | 4 | 0 | 0 | 25 | 0 | 0 | 25 | 6.3 |
| Adonis Moise | 4 | 8 | 15 | 0 | 0 | 0 | 23 | 5.8 |
| JB Price | 4 | 18 | 0 | 0 | 0 | 0 | 18 | 4.5 |
| Antonio Martin Jr. | 1 | 17 | 0 | 0 | 0 | 0 | 17 | 17.0 |
| Dylan Edwards | 2 | 13 | 0 | 0 | 0 | 0 | 13 | 6.5 |
| Jemyri Davis | 3 | 0 | 8 | 0 | 0 | 0 | 8 | 2.7 |
| Will Anciaux | 4 | 0 | 1 | 0 | 0 | 0 | 1 | 0.3 |
| Terrence Enos Jr. | 2 | 0 | -3 | 0 | 0 | 0 | -3 | -1.5 |
| Team | 4 | -3 | 0 | 0 | 0 | 0 | -3 | -0.8 |
| Total | 4 | 432 | 851 | 25 | 339 | 0 | 1647 | 411.8 |
| Opponents | 4 | 703 | 708 | 46 | 84 | 8 | 1549 | 387.3 |

PUNTING

| PLAYER | NO | YDS | AVG | LONG | TB | FC | I20 | 50+ | BLKD |
|------------------|-----------|------------|-------------|-----------|----------|----------|----------|----------|----------|
| Simon McClannan | 15 | 652 | 43.5 | 56 | 2 | 3 | 4 | 5 | 0 |
| Total | 15 | 652 | 43.5 | 56 | 2 | 3 | 4 | 5 | 0 |
| Opponents | 16 | 669 | 41.8 | 53 | 1 | 7 | 6 | 4 | 1 |

FIELD GOALS

| PLAYER | FGM-FGA | PCT | 1-19 | 20-29 | 30-39 | 40-49 | 50+ | LG | BLK |
|----------------|---------|-------|------|-------|-------|-------|-----|----|-----|
| Luis Rodriguez | 4-4 | 100.0 | 0-0 | 0-0 | 3-3 | 0-0 | 1-1 | 51 | 0 |
| Opponents | 5-9 | 55.6 | 0-0 | 0-0 | 4-4 | 1-4 | 0-1 | 41 | 0 |

FIELD GOAL SEQUENCE

| GAME | KANSAS STATE | OPPONENTS |
|--------------|--------------|-------------------------|
| Iowa State | — | 49, (34) |
| North Dakota | (30) | — |
| Army | (34), (38) | (35) |
| Arizona | (51) | 47,(31),62,(31),(41),46 |
| () - Made | | |


KICKOFFS

| PLAYER | NO | YDS | AVG | TB | OB | RETN | NET | YDLN |
|------------------|-----------|-------------|-------------|-----------|----------|-----------|-------------|-----------|
| Simon McClannan | 20 | 1280 | 64.0 | 14 | 0 | | | |
| Total | 20 | 1280 | 64.0 | 14 | 0 | 3 | 38.8 | 26 |
| Opponents | 20 | 1228 | 61.4 | 8 | 1 | 10 | 33.5 | 31 |



GAME-BY-GAME PASSING

| AVERY JOHNSON | Comp | Att | Int | Pct | Yards | TD | Long | Sack | Yds | Effic. |
|----------------|-----------|------------|----------|-------------|------------|----------|-----------|----------|-----------|--------------|
| Iowa State | 21 | 30 | 0 | 70.0 | 273 | 2 | 65 | 1 | 12 | 168.4 |
| North Dakota | 28 | 43 | 0 | 65.1 | 318 | 3 | 44 | 1 | 4 | 150.3 |
| Army | 15 | 25 | 1 | 60.0 | 172 | 1 | 32 | 0 | 0 | 123.0 |
| Arizona | 13 | 29 | 0 | 44.8 | 88 | 0 | 31 | 1 | 8 | 70.3 |
| UCF | | | | | | | | | | |
| Baylor | | | | | | | | | | |
| TCU | | | | | | | | | | |
| Kansas | | | | | | | | | | |
| Texas Tech | | | | | | | | | | |
| Oklahoma State | | | | | | | | | | |
| Utah | | | | | | | | | | |
| Colorado | | | | | | | | | | |
| TOTALS | 77 | 127 | 1 | 60.6 | 851 | 6 | 65 | 3 | 24 | 130.9 |



GAME-BY-GAME RUSHING (NO-YDS/TDs)

| PLAYER | NO-YDS/TDs | ISU | UND | ARMY | UA | UCF | BU | TCU | KU | TTU | OSU | UU | CU |
|--------------------|-----------------|-----------------|-----------------|----------------|-----------------|-----|----|-----|----|-----|-----|----|----|
| Joe Jackson | 30-136/0 | 12-51/0 | 11-55/0 | 7-30/0 | — | | | | | | | | |
| Avery Johnson | 25-62/1 | 8-21/1 | 7-43/0 | 3-14/0 | 7--16/1 | | | | | | | | |
| DeVon Rice | 18-77/2 | 5-9/0 | 7-40/2 | 6-25/0 | — | | | | | | | | |
| JB Price | 9-18/0 | — | — | 2-2/0 | 7-16/0 | | | | | | | | |
| Antonio Martin Jr. | 5-17/0 | DNP | DNP | DNP | 5-17/0 | | | | | | | | |
| Dylan Edwards | 4-13/0 | — | DNP | DNP | 4-13/0 | | | | | | | | |
| Jayce Brown | 3-104/1 | 2-29/0 | — | — | 1-75/1 | | | | | | | | |
| Adonis Moise | 2-8/0 | — | 2-8/0 | — | — | | | | | | | | |
| TOTALS | 98-513/5 | 27-110/1 | 29-143/2 | 18-74-0 | 24-105/2 | | | | | | | | |

GAME-BY-GAME RECEIVING (NO-YDS/TDs)

| PLAYER | NO-YDS/TDs | ISU | UND | ARMY | UA | UCF | BU | TCU | KU | TTU | OSU | UU | CU |
|-------------------|-----------------|-----------------|-----------------|-----------------|----------------|-----|----|-----|----|-----|-----|----|----|
| Jayce Brown | 25-284/2 | 4-78/1 | 12-109/1 | 3-29/0 | 6-6/0 | | | | | | | | |
| Jaron Tibbs | 13-157/2 | 4-35/0 | 3-55/1 | 5-61/1 | 1-6/0 | | | | | | | | |
| Garrett Oakley | 12-110/0 | 5-62/0 | 2-21/0 | 1-21/0 | 4-6/0 | | | | | | | | |
| Jerand Bradley | 10-152/1 | 3-75/1 | 5-46/0 | 2-31/0 | DNP | | | | | | | | |
| Will Swanson | 3-51/0 | — | 2-46/0 | — | 1-5/0 | | | | | | | | |
| Brayden Loftin | 3-31/0 | 1-18/0 | 1-4/0 | 1-9/0 | — | | | | | | | | |
| Joe Jackson | 3-18/1 | 1-7/0 | 1-6/1 | 1-5/0 | — | | | | | | | | |
| DeVon Rice | 2-27/0 | 1-0/0 | 1-27/0 | — | — | | | | | | | | |
| Adonis Moise | 2-15/0 | — | 1-4/0 | 1-11/0 | — | | | | | | | | |
| Jemyri Davis | 2-8/0 | DNP | — | 1-5/0 | 1-3/0 | | | | | | | | |
| Will Anciaux | 1-1/0 | 1-1/0 | — | — | — | | | | | | | | |
| Terrence Enos Jr. | 1--3/0 | 1--3/0 | — | DNP | DNP | | | | | | | | |
| TOTALS | 77-851/6 | 21-273/2 | 28-318/3 | 15-172/1 | 13-88/0 | | | | | | | | |



DEFENSIVE STATISTICS

| PLAYER | GP | TACKLES | | | TFLs NO-YDS | SACKS NO-YDS | PASS DEFENSE | | | FUMBLES | | BLKD KICK | SA |
|------------------------|----------|------------|------------|------------|----------------|-----------------|--------------|-----------|-----------|------------|----------|--------------|----------|
| | | SOLO | AST | TOTAL | | | INT-YDS | PBU | QBH | RCV-YDS | FF | | |
| Austin Romaine | 4 | 23 | 14 | 37 | 2.5-7 | . | . | 1 | 2 | 1-0 | . | . | . |
| Des Purnell | 4 | 20 | 8 | 28 | 1.5-4 | . | . | 1 | 1 | . | . | . | . |
| VJ Payne | 4 | 15 | 11 | 26 | 1.5-2 | . | . | . | . | . | . | . | . |
| Zashon Rich | 4 | 15 | 4 | 19 | 1.0-2 | . | . | 5 | . | . | . | . | . |
| Wesley Fair | 4 | 13 | 4 | 17 | . | . | . | 1 | . | . | . | . | . |
| Tobi Osunsanmi | 4 | 10 | 6 | 16 | 4.0-32 | 3.0-26 | . | . | 1 | 1-0 | . | . | . |
| Qua Moss | 4 | 11 | 2 | 13 | 2.0-13 | 1.0-10 | 1-0 | 1 | . | . | 1 | . | . |
| Gabe Powers | 4 | 4 | 7 | 11 | 0.5-0 | . | . | . | 1 | . | . | . | . |
| Rex Van Wyhe | 4 | 5 | 6 | 11 | . | . | . | . | . | . | . | . | . |
| Uso Seumalo | 4 | 4 | 7 | 11 | 1.5-2 | . | . | 1 | . | . | . | . | . |
| Donovan McIntosh | 3 | 8 | 3 | 11 | . | . | . | 2 | . | . | . | . | . |
| Cody Stufflebean | 4 | 6 | 4 | 10 | 2.0-26 | 2.0-26 | . | . | 2 | . | 1 | . | . |
| Chiddi Obiazor | 4 | 6 | 4 | 10 | 2.0-7 | 1.0-6 | . | . | 4 | 1-0 | . | . | . |
| Logan Bartley | 4 | 4 | 5 | 9 | 0.5-1 | . | . | . | . | . | . | . | . |
| Daniel Cobbs | 3 | 5 | 3 | 8 | 1.0-3 | . | . | 1 | . | . | . | . | . |
| Travis Bates | 4 | 5 | 2 | 7 | 0.5-5 | 0.5-5 | . | 1 | 4 | . | . | . | . |
| Gunner Maldonado | 4 | 6 | . | 6 | . | . | . | . | . | . | . | . | . |
| Damian Ilalio | 4 | 3 | 3 | 6 | 1.5-7 | 0.5-6 | . | . | . | . | . | . | . |
| Jack Fabris | 4 | 2 | 3 | 5 | . | . | . | . | . | . | . | . | . |
| Justice Clemons | 4 | 3 | 1 | 4 | . | . | . | . | . | . | . | . | . |
| Jordan Allen | 4 | 1 | 2 | 3 | 1.0-4 | 1.0-4 | . | . | . | . | . | . | . |
| Zach Wittenberg | 3 | 1 | 1 | 2 | . | . | . | . | . | . | . | . | . |
| Amarion Fortenberry | 4 | 1 | 1 | 2 | 1.0-1 | . | . | 1 | . | . | . | . | . |
| Asa Newsom | 1 | 1 | 1 | 2 | . | . | . | . | . | . | . | . | . |
| Mikey Bergeron | 4 | . | 2 | 2 | . | . | . | . | . | . | . | . | . |
| Mason Olguin | 4 | . | 1 | 1 | . | . | . | . | . | 1-0 | . | . | . |
| Kanijal Thomas | 4 | 1 | . | 1 | . | . | . | . | . | . | . | . | . |
| Garrett Harstad | 4 | 1 | . | 1 | . | . | . | . | . | . | . | 1 | . |
| Jayden Rowe | 4 | 1 | . | 1 | . | . | . | . | . | . | . | . | . |
| Malcolm Alcorn-Crowder | 3 | . | 1 | 1 | . | . | . | 1 | . | . | . | . | . |
| Beau Palmer | 3 | 1 | . | 1 | . | . | . | . | . | . | . | . | . |
| Ryan Davis | 1 | 1 | . | 1 | . | . | . | . | . | . | . | . | . |
| Totals | 4 | 177 | 106 | 283 | 24-116 | 9-83 | 1-0 | 16 | 15 | 4-0 | 2 | 1 | 0 |
| Opponents | 4 | 126 | 64 | 190 | 21-74 | 3-24 | 1-8 | 22 | 13 | 4-0 | 1 | 0 | 0 |

SPECIAL TEAMS TACKLES

| PLAYER | TOTAL | KO | PUNT |
|-----------------|-----------|----------|----------|
| Mikey Bergeron | 2 | 0 | 2 |
| Zach Wittenberg | 2 | 1 | 1 |
| Jack Fabris | 1 | 0 | 1 |
| Wesley Fair | 1 | 1 | 0 |
| Mason Olguin | 1 | 0 | 1 |
| Beau Palmer | 1 | 0 | 1 |
| Jayden Rowe | 1 | 0 | 1 |
| Kanijal Thomas | 1 | 1 | 0 |
| Rex Van Wyhe | 1 | 0 | 1 |
| TOTALS | 11 | 3 | 8 |



TOP TACKLERS GAME BY GAME

| PLAYER | UT-AT-TT | ISU | UND | ARMY | UA | UCF | BU | TCU | KU | TTU | OSU | UU | CU |
|------------------|----------|-------|--------|---------|--------|-----|----|-----|----|-----|-----|----|----|
| Austin Romaine | 23-14-37 | 4-4-8 | 7-3-10 | 8-2-10 | 4-5-9 | | | | | | | | |
| Des Purnell | 20-8-28 | 0-1-1 | 5-1-6 | 10-0-10 | 5-6-11 | | | | | | | | |
| VJ Payne | 15-11-26 | 2-3-5 | 3-0-3 | 4-3-7 | 6-5-11 | | | | | | | | |
| Zashon Rich | 15-4-19 | 5-3-8 | 3-0-3 | 2-0-2 | 5-1-6 | | | | | | | | |
| Wesley Fair | 13-4-17 | 3-1-4 | 3-1-4 | 4-1-5 | 3-1-4 | | | | | | | | |
| Tobi Osunsanmi | 10-6-16 | 3-1-4 | 4-2-6 | 2-2-4 | 1-1-2 | | | | | | | | |
| Qua Moss | 11-2-13 | 3-1-4 | 3-0-3 | 4-0-4 | 1-1-2 | | | | | | | | |
| Donovan McIntosh | 8-3-11 | 5-3-8 | 3-0-3 | DNP | — | | | | | | | | |
| Rex Van Wyhe | 5-6-11 | 2-0-2 | 1-1-2 | 1-2-3 | 1-3-4 | | | | | | | | |
| Gabe Powers | 4-7-11 | 1-3-4 | 1-0-1 | 2-3-5 | 0-1-1 | | | | | | | | |
| Uso Seumalo | 4-7-11 | 1-1-2 | — | 2-4-6 | 1-2-3 | | | | | | | | |
| Chiddi Obiazor | 6-4-10 | 1-1-2 | 0-1-1 | 4-0-4 | 1-2-3 | | | | | | | | |
| Cody Stufflebean | 6-4-10 | 1-1-2 | 2-0-2 | 3-1-4 | 0-2-2 | | | | | | | | |
| Logan Bartley | 4-5-9 | 1-1-2 | 1-0-1 | 1-4-5 | 1-0-1 | | | | | | | | |
| Daniel Cobbs | 5-3-8 | — | 2-2-4 | DNP | 3-1-4 | | | | | | | | |
| Travis Bates | 5-2-7 | 3-0-3 | — | 1-0-1 | 1-2-3 | | | | | | | | |
| Gunner Maldonado | 6-0-6 | 1-0-1 | 1-0-1 | 2-0-2 | 2-0-2 | | | | | | | | |
| Damian Ilalio | 3-3-6 | 2-0-2 | — | 1-1-2 | 0-2-2 | | | | | | | | |
| Jack Fabris | 2-3-5 | — | — | 2-1-3 | 0-2-2 | | | | | | | | |

GAME-BY-GAME TACKLES FOR LOSS

| PLAYER | UT-AT-TT | ISU | UND | ARMY | UA | UCF | BU | TCU | KU | TTU | OSU | UU | CU |
|---------------------|---------------|-------------|--------------|-------------|-------------|-----|----|-----|----|-----|-----|----|----|
| Tobi Osunsanmi | 4.0-32 | 2.0-0 | 1.5-12 | 0.5-2 | — | | | | | | | | |
| Austin Romaine | 2.5-7 | — | 1.0-4 | 1.0-3 | — | | | | | | | | |
| Cody Stufflebean | 2.0-26 | — | 2.0-26 | — | — | | | | | | | | |
| Qua Moss | 2.0-13 | 1.0-10 | 1.0-3 | — | — | | | | | | | | |
| Chiddi Obiazor | 2.0-7 | 1.0-1 | — | — | 1.0-3 | | | | | | | | |
| Damian Ilalio | 1.5-7 | 1.0-1 | — | — | 0.5-6 | | | | | | | | |
| Des Purnell | 1.5-4 | — | — | 1.0-3 | 0.5-1 | | | | | | | | |
| VJ Payne | 1.5-2 | — | 1.0-2 | — | 0.5-0 | | | | | | | | |
| Uso Seumalo | 1.5-2 | — | — | 0.5-1 | 1.0-1 | | | | | | | | |
| Jordan Allen | 1.0-4 | 1.0-4 | — | — | — | | | | | | | | |
| Daniel Cobbs | 1.0-3 | — | 1.0-3 | DNP | — | | | | | | | | |
| Zashon Rich | 1.0-2 | — | 1.0-2 | — | — | | | | | | | | |
| Amarion Fortenberry | 1.0-1 | — | 1.0-1 | — | — | | | | | | | | |
| Travis Bates | 0.5-5 | — | — | — | 0.5-5 | | | | | | | | |
| Logan Bartley | 0.5-1 | — | — | 0.5-1 | — | | | | | | | | |
| Gabe Powers | 0.5-0 | — | — | 0.5-0 | — | | | | | | | | |
| TOTAL | 24-116 | 6-34 | 10-53 | 4-10 | 4-19 | | | | | | | | |

GAME-BY-GAME SACKS

| PLAYER | UT-AT-TT | ISU | UND | ARMY | UA | UCF | BU | TCU | KU | TTU | OSU | UU | CU |
|------------------|-------------|-------------|-------------|------------|-------------|-----|----|-----|----|-----|-----|----|----|
| Tobi Osunsanmi | 3.0-26 | 2.0-18 | 1.0-8 | — | — | | | | | | | | |
| Cody Stufflebean | 2.0-26 | — | 2.0-26 | — | — | | | | | | | | |
| Qua Moss | 1.0-10 | 1.0-10 | — | — | — | | | | | | | | |
| Jordan Allen | 1.0-4 | 1.0-4 | — | — | — | | | | | | | | |
| Chiddi Obiazor | 1.0-6 | — | — | — | 1.0-6 | | | | | | | | |
| Damian Ilalio | 0.5-6 | — | — | — | 0.5-6 | | | | | | | | |
| Travis Bates | 0.5-5 | — | — | — | 0.5-5 | | | | | | | | |
| TOTAL | 9-83 | 4-32 | 3-34 | 0-0 | 2-17 | | | | | | | | |



GAME-BY-GAME SUMMARIES

| GAME | Final Score | Score By Quarter | | | | First Downs | | | | Rushing | | | Passing | | | Total Offense | | Punting | Fumbles | Penalty | Third Downs | Total ToP |
|----------------|-------------|------------------|----|----|--------|-------------|----|----|-----|---------|-----|----|---------|-----|----|---------------|-----|---------|---------|---------|-------------|-----------|
| | | 1 | 2 | 3 | 4 (OT) | Ru | Pa | Pn | Tot | Att | Yds | TD | C-A-I | Yds | TD | Att | Yds | No-Avg | No-Lost | No-Yds | | |
| Iowa State | 24 | 7 | 0 | 7 | 10 | 9 | 9 | 1 | 19 | 46 | 130 | 1 | 14-28-0 | 183 | 2 | 74 | 313 | 4-44.5 | 2-2 | 1-5 | 3-14 | 33:52 |
| K-State | 21 | 0 | 7 | 0 | 14 | 4 | 9 | 0 | 13 | 27 | 110 | 1 | 21-30-0 | 273 | 2 | 57 | 383 | 4-36.2 | 2-2 | 5-48 | 5-13 | 26:08 |
| North Dakota | 35 | 7 | 14 | 0 | 14 | 7 | 13 | 3 | 23 | 33 | 102 | 4 | 24-39-0 | 252 | 1 | 72 | 354 | 6-45.2 | 2-1 | 4-30 | 5-14 | 31:14 |
| K-State | 38 | 10 | 7 | 14 | 7 | 9 | 12 | 1 | 22 | 29 | 143 | 2 | 28-43-0 | 318 | 3 | 72 | 461 | 4-41.8 | 2-1 | 3-36 | 5-13 | 28:46 |
| Army | 21 | 0 | 7 | 7 | 10 | 17 | 3 | 0 | 20 | 70 | 237 | 2 | 8-12-0 | 95 | 1 | 82 | 332 | 3-45.3 | 0-0 | 2-10 | 10-22 | 40:29 |
| K-State | 24 | 3 | 10 | 8 | 0 | 4 | 9 | 0 | 13 | 18 | 74 | 0 | 15-25-1 | 172 | 1 | 43 | 246 | 2-43.0 | 0-0 | 2-15 | 2-9 | 19:31 |
| K-State | | | | | | | | | | | | | | | | | | | | | | |
| Arizona | | | | | | | | | | | | | | | | | | | | | | |
| UCF | | | | | | | | | | | | | | | | | | | | | | |
| K-State | | | | | | | | | | | | | | | | | | | | | | |
| K-State | | | | | | | | | | | | | | | | | | | | | | |
| Baylor | | | | | | | | | | | | | | | | | | | | | | |
| TCU | | | | | | | | | | | | | | | | | | | | | | |
| K-State | | | | | | | | | | | | | | | | | | | | | | |
| K-State | | | | | | | | | | | | | | | | | | | | | | |
| Kansas | | | | | | | | | | | | | | | | | | | | | | |
| Texas Tech | | | | | | | | | | | | | | | | | | | | | | |
| K-State | | | | | | | | | | | | | | | | | | | | | | |
| K-State | | | | | | | | | | | | | | | | | | | | | | |
| Oklahoma State | | | | | | | | | | | | | | | | | | | | | | |
| K-State | | | | | | | | | | | | | | | | | | | | | | |
| Utah | | | | | | | | | | | | | | | | | | | | | | |
| Colorado | | | | | | | | | | | | | | | | | | | | | | |
| K-State | | | | | | | | | | | | | | | | | | | | | | |

GAME-BY-GAME STARTERS

OFFENSE

| Opponent | WR | LT | LG | C | RG | RT | TE | QB | RB | WR | WR |
|----------------|-------|---------|---------|-------|----------|----------|---------|---------|---------|--------------|---------|
| Iowa State | Tibbs | Pastore | Poitier | Hecht | Nelson | Leingang | Swanson | Johnson | Jackson | Anciaux (te) | Bradley |
| North Dakota | Tibbs | Pastore | Poitier | Hecht | Leingang | Enos Jr. | Oakley | Johnson | Jackson | Brown | Bradley |
| Army | Brown | Pastore | Poitier | Hecht | Leingang | Hawkins | Swanson | Johnson | Jackson | Anciaux (te) | Bradley |
| Arizona | Brown | Pastore | Poitier | Hecht | Nelson | Leingang | Oakley | Johnson | Edwards | Anciaux (te) | Tibbs |
| UCF | | | | | | | | | | | |
| Baylor | | | | | | | | | | | |
| TCU | | | | | | | | | | | |
| Kansas | | | | | | | | | | | |
| Texas Tech | | | | | | | | | | | |
| Oklahoma State | | | | | | | | | | | |
| Utah | | | | | | | | | | | |
| Colorado | | | | | | | | | | | |

DEFENSE

| OPPONENT | BUCK | NT | DE | DE | MLB | WLB | STAR | CB | SS | FS | CB |
|----------------|-------------|--------|--------------|---------|---------|---------|-------------|------|-------|------|----------|
| Iowa State | Osunsanmi | Ilalio | Stufflebean | Obiazor | Romaine | Purnell | Moss | Rich | Payne | Fair | McIntosh |
| North Dakota | Osunsanmi | Ilalio | Stufflebean | Obiazor | Romaine | Purnell | Moss | Rich | Payne | Fair | McIntosh |
| Army | Stufflebean | Ilalio | Seumalo (dt) | Obiazor | Romaine | Purnell | Powers (lb) | Rich | Payne | Fair | Moss |
| Arizona | Osunsanmi | Ilalio | Stufflebean | Obiazor | Romaine | Purnell | Moss | Rich | Payne | Fair | McIntosh |
| UCF | | | | | | | | | | | |
| Baylor | | | | | | | | | | | |
| TCU | | | | | | | | | | | |
| Kansas | | | | | | | | | | | |
| Texas Tech | | | | | | | | | | | |
| Oklahoma State | | | | | | | | | | | |
| Utah | | | | | | | | | | | |
| Colorado | | | | | | | | | | | |

TURNOVER CHART

| GAME | TAKEAWAYS | | | GIVEAWAYS | | | DIFF. | K-STATE PTS OFF | OPP PTS OFF |
|----------------|-----------|------|------|-----------|------|------|-------|-----------------|-------------|
| | FUM | INT | TOT | FUM | INT | TOT | | | |
| Iowa State | 2 | 0 | 2 | 2 | 0 | 2 | E | 0 | 0 |
| North Dakota | 1 | 0 | 1 | 1 | 0 | 1 | E | 7 | 0 |
| Army | 0 | 0 | 0 | 0 | 1 | 1 | -1 | 0 | 0 |
| Arizona | 1 | 1 | 2 | 1 | 0 | 1 | +1 | 3 | 0 |
| UCF | | | | | | | | | |
| Baylor | | | | | | | | | |
| TCU | | | | | | | | | |
| Kansas | | | | | | | | | |
| Texas Tech | | | | | | | | | |
| Oklahoma State | | | | | | | | | |
| Utah | | | | | | | | | |
| Colorado | | | | | | | | | |
| TOTAL | 4 | 1 | 5 | 4 | 1 | 5 | E | 10 | 0 |
| AVG. PER GAME | 1.00 | 0.25 | 1.20 | 1.00 | 0.25 | 1.25 | 0.00 | 2.0 | 0.0 |



SCORING DRIVES

KANSAS STATE

| OPPONENT | QTR | TD | FG | PLAYER(S) | PLAY | PL | YDS | TIME |
|--------------|-----|----|----|---------------------------------|----------------------|----|-----|------|
| Iowa State | 1 | X | | Avery Johnson | 10 yd run | 8 | 65 | 3:31 |
| | 4 | X | | Avery Johnson to Jayce Brown | 37 yd pass | 5 | 75 | 1:58 |
| | 4 | X | | Avery Johnson to Jerand Bradley | 65 yd pass | 1 | 65 | 0:09 |
| North Dakota | 1 | | X | Luis Rodriguez | 30 yd field goal | 12 | 67 | 6:11 |
| | 1 | X | | Avery Johnson to Jayce Brown | 44 yd pass | 5 | 68 | 0:54 |
| | 2 | X | | Avery Johnson to Jaron Tibbs | 30 yd pass | 6 | 66 | 3:12 |
| | 3 | X | | DeVon Rice | 9 yd run | 10 | 57 | 4:47 |
| | 3 | X | | DeVon Rice | 13 yd run | 8 | 77 | 3:58 |
| Army | 4 | X | | Avery Johnson to Joe Jackson | 6 yd pass | 10 | 81 | 1:03 |
| | 1 | | X | Luis Rodriguez | 34 yd field goal | 8 | 33 | 3:31 |
| | 2 | X | | Avery Johnson to Jaron Tibbs | 32 yd pass | 6 | 47 | 2:33 |
| | 4 | X | | Bryce Noernberg | 99 yd kickoff return | — | — | — |
| Arizona | 1 | | X | Luis Rodriguez | 51 yd field goal | 4 | -10 | 1:27 |
| | 3 | X | | Jayce Brown | 75 yd run | 1 | 75 | 0:13 |
| | 3 | X | | Avery Johnson | 1 yd run | 5 | 13 | 2:35 |

OPPONENTS

| OPPONENT | QTR | TD | FG | PLAYER(S) | PLAY | PL | YDS | TIME |
|--------------|-----|----|----|--------------------------------|------------------|----|-----|------|
| Iowa State | 1 | X | | Rocco Becht to Dominic Overby | 23 yd pass | 4 | 49 | 1:44 |
| | 3 | X | | Rocco Becht to Brett Eskildsen | 24 yd pass | 11 | 67 | 5:59 |
| | 4 | | X | Kyle Konrardy | 34 yd field goal | 10 | 57 | 4:00 |
| | 4 | X | | Rocco Becht | 7 yd run | 4 | 30 | 1:41 |
| North Dakota | 1 | X | | Jerry Kaminski | 0 yd run | 5 | 75 | 2:32 |
| | 2 | X | | Jerry Kaminski | 1 yd run | 10 | 80 | 5:50 |
| | 2 | X | | Sawyer Seidl | 16 yd run | 13 | 75 | 3:51 |
| | 4 | X | | Jerry Kaminski to Corey Tai | 22 yd pass | 9 | 71 | 4:35 |
| | 4 | X | | Sawyer Seidl | 20 yd run | 9 | 70 | 4:41 |
| Army | 2 | X | | Cale Hellums to Brady Anderson | 2 yd pass | 16 | 75 | 2:25 |
| | 3 | X | | Cale Hellums | 1 yd run | 14 | 89 | 7:58 |
| | 4 | | X | Dawson Jones | 35 yd field goal | 13 | 57 | 7:22 |
| | 4 | X | | Cale Hellums | 14 yd run | 14 | 56 | 7:51 |
| Arizona | 1 | X | | Noah Fifita | 15 yd run | 5 | 75 | 2:41 |
| | 2 | | X | Michael Salgado-Medina | 31 yd field goal | 9 | 49 | 3:46 |
| | 2 | X | | Noah Fifita | 2 yd run | 10 | 72 | 5:15 |
| | 3 | | X | Michael Salgado-Medina | 31 yd field goal | 11 | 33 | 5:21 |
| | 4 | | X | Michael Salgado-Medina | 41 yd field goal | 14 | 58 | 7:30 |

DRIVE SUPERLATIVES

| | KANSAS STATE | OPPONENT |
|-------------------|---|-----------------|
| Most Plays/Result | 12/Punt vs. Iowa State and FG vs. North Dakota/Army | 16/TD by Army |
| Most Yards/Result | 81/TD vs. North Dakota | 89/TD by Army |
| Most Time/Result | 7:03/FG vs. Army | 7:58/TD by Army |

AVERAGE STARTING FIELD POSITION

| | Total Drives | Total Yd. Line | Average Field Pos. | Started in Opp. | Total Scores | TD | FG | MFG | Punts | Downs | To | Clock | Total Off. Points |
|-----------|--------------|----------------|--------------------|-----------------|--------------|----|----|-----|-------|-------|----|-------|-------------------|
| K-State | 42 | 1,333 | Own 32 | 6 | 15 | 11 | 3 | 0 | 15 | 5 | 2 | 2 | 97 |
| Opponents | 48 | 1,617 | Own 34 | 9 | 18 | 13 | 5 | 4 | 16 | 2 | 2 | 6 | 106 |

DRIVE CHART (NO. OF DRIVES/TD/FG)

| Drive Start Result | 1-9 NO/TD/FG | 10-19 NO/TD/FG | 20-29 NO/TD/FG | 30-39 NO/TD/FG | 40-49 NO/TD/FG | 50+ NO/TD/FG |
|--------------------|--------------|----------------|----------------|----------------|----------------|--------------|
| Iowa State | 1/0/0 | 3/0/0 | 2/1/0 | 3/2/0 | 1/0/0 | 1/0/0 |
| North Dakota | 0/0/0 | 1/1/0 | 6/1/1 | 2/2/0 | 3/1/0 | 1/0/0 |
| Army | 0/0/0 | 2/0/1 | 1/0/0 | 1/0/0 | 0/0/0 | 2/1/1 |
| Arizona | 0/0/0 | 1/0/0 | 9/1/0 | 0/0/0 | 0/0/0 | 2/1/1 |
| UCF | | | | | | |
| Baylor | | | | | | |
| TCU | | | | | | |
| Kansas | | | | | | |
| Texas Tech | | | | | | |
| Oklahoma State | | | | | | |
| Utah | | | | | | |
| Colorado | | | | | | |

3-AND-OUT

| | Kansas State 3-and-Out/Drives | Opponent 3-and-Out/Drives |
|----------------|-------------------------------|---------------------------|
| Iowa State | 3/11 | 3/13 |
| North Dakota | 2/13 | 6/13 |
| Army | 0/6 | 1/9 |
| Arizona | 4/12 | 1/13 |
| UCF | | |
| Baylor | | |
| TCU | | |
| Kansas | | |
| Texas Tech | | |
| Oklahoma State | | |
| Utah | | |
| Colorado | | |



SCORING DRIVE ANALYSIS

| Yardage | KANSAS STATE | | OPPONENTS | |
|------------|--------------|----|-----------|----|
| | TD | FG | TD | FG |
| No Drive | 1 | 0 | 0 | 0 |
| Minus Yds. | 0 | 1 | 0 | 0 |
| 0-9 | 0 | 0 | 0 | 0 |
| 10-19 | 1 | 0 | 0 | 0 |
| 20-29 | 0 | 0 | 0 | 0 |
| 30-39 | 0 | 1 | 1 | 1 |
| 40-49 | 1 | 0 | 1 | 1 |
| 50-59 | 1 | 0 | 1 | 3 |
| 60-69 | 4 | 2 | 1 | 0 |
| 70-79 | 3 | 0 | 7 | 0 |
| 80-89 | 1 | 0 | 2 | 0 |
| 90-99 | 0 | 0 | 0 | 0 |

GAME OPENING DRIVES

| Opponent | KANSAS STATE | | | OPPONENTS | | |
|----------------|--------------|----------|------|-----------|----------|------|
| | Pts. | 1st Dns. | Yds. | Pts. | 1st Dns. | Yds. |
| Iowa State | 0 | 0 | 3 | 0 | 1 | 14 |
| North Dakota | 0 | 0 | 9 | 0 | 0 | 9 |
| Army | 3 | 2 | 33 | 0 | 1 | 13 |
| Arizona | 0 | 0 | 6 | 0 | 4 | 46 |
| UCF | | | | | | |
| Baylor | | | | | | |
| TCU | | | | | | |
| Kansas | | | | | | |
| Texas Tech | | | | | | |
| Oklahoma State | | | | | | |
| Utah | | | | | | |
| Colorado | | | | | | |

SECOND HALF OPENING DRIVES

| Opponent | KANSAS STATE | | | OPPONENTS | | |
|----------------|--------------|----------|------|-----------|----------|------|
| | Pts. | 1st Dns. | Yds. | Pts. | 1st Dns. | Yds. |
| Iowa State | 0 | 0 | 9 | 0 | 0 | -2 |
| North Dakota | 0 | 0 | 1 | 7 | 4 | 57 |
| Army | 0 | 1 | 22 | 0 | 0 | 4 |
| Arizona | 7 | 1 | 75 | 0 | 0 | -12 |
| UCF | | | | | | |
| Baylor | | | | | | |
| TCU | | | | | | |
| Kansas | | | | | | |
| Texas Tech | | | | | | |
| Oklahoma State | | | | | | |
| Utah | | | | | | |
| Colorado | | | | | | |

3RD-DOWN CONVERSIONS (INCLUDES 3RD-AND-GOAL SITUATIONS)

| BY QUARTER | 1 | 2 | 3 | 4 | TOTAL |
|--------------|-------|-------|------|------|-------|
| KANSAS STATE | 3-14 | 5-13 | 4-10 | 3-11 | 15-48 |
| PCT. | .214 | .385 | .400 | .273 | .313 |
| Opponents | 5-11 | 10-21 | 2-14 | 9-22 | 26-68 |
| PCT. | .455 | .476 | .143 | .409 | .382 |
| BY YARDAGE | 1-3 | 4-6 | 7-10 | 11+ | TOTAL |
| KANSAS STATE | 5-12 | 4-11 | 4-16 | 2-9 | 15-48 |
| PCT. | .417 | .364 | .250 | .222 | .313 |
| Opponents | 12-19 | 7-15 | 4-18 | 3-16 | 26-68 |
| PCT. | .632 | .467 | .222 | .188 | .382 |

WHO CONVERTS FOR K-STATE: Brown 5, Bradley 3, Oakley 3, Jackson 2, Johnson 2

RED ZONE

| Opponent | Score | Times Inside | Times Scored | Total Pts | Total TDs | Rush TDs | Pass TDs | FGs Made | <----- Failed to score inside opp. 20 -----> | | | | | |
|----------------|--------|--------------|--------------|-----------|-----------|----------|----------|----------|--|-------|-----|------|------|------|
| | | Opp. 20 | | | | | | | FGA | Downs | Int | Fumb | Half | Game |
| Iowa State | 21-24 | 2 | 1 | 7 | 1 | 1 | 0 | 0 | 0 | 1 | 0 | 0 | 0 | 0 |
| North Dakota | 38-35 | 4 | 4 | 24 | 3 | 2 | 1 | 1 | 0 | 0 | 0 | 0 | 0 | 0 |
| Army | 21-24 | 2 | 2 | 6 | 0 | 0 | 0 | 2 | 0 | 0 | 0 | 0 | 0 | 0 |
| Arizona | 17-23 | 1 | 1 | 7 | 1 | 1 | 0 | 0 | 0 | 0 | 0 | 0 | 0 | 0 |
| UCF | | | | | | | | | | | | | | |
| Baylor | | | | | | | | | | | | | | |
| TCU | | | | | | | | | | | | | | |
| Kansas | | | | | | | | | | | | | | |
| Texas Tech | | | | | | | | | | | | | | |
| Oklahoma State | | | | | | | | | | | | | | |
| Utah | | | | | | | | | | | | | | |
| Colorado | | | | | | | | | | | | | | |
| K-State | 97-106 | 9 | 8 | 44 | 5 | 4 | 1 | 3 | 0 | 1 | 0 | 0 | 0 | 0 |
| Opponents | 106-97 | 18 | 15 | 85 | 10 | 9 | 1 | 5 | 0 | 0 | 0 | 2 | 0 | 1 |

Season Percentage - Overall: 8 of 9 (88.9%)

Season Percentage - Touchdowns: 5 of 9 (55.6%)

Season Percentage - Field Goals: 3 of 9 (33.3%)



20-PLUS YARD PLAYS

| YARDS | TYPE | PLAYER(S) | OPPONENT | QTR |
|-------|----------------|---------------------------------|--------------|-----|
| 99* | Kickoff Return | Bryce Noernberg | Army | 3 |
| 75* | Run | Jayce Brown | Arizona | 3 |
| 65* | Pass | Avery Johnson to Jerand Bradley | Iowa State | 4 |
| 44 | Kickoff Return | Bryce Noernberg | Army | 1 |
| 44* | Pass | Avery Johnson to Jayce Brown | North Dakota | 1 |
| 38 | Pass | Avery Johnson to Will Swanson | North Dakota | 1 |
| 37* | Pass | Avery Johnson to Jayce Brown | Iowa State | 4 |
| 33 | Run | Jayce Brown | Iowa State | 1 |
| 32* | Pass | Avery Johnson to Jaron Tibbs | Army | 2 |
| 31 | Pass | Avery Johnson to Jayce Brown | Arizona | 3 |
| 30* | Pass | Avery Johnson to Jaron Tibbs | North Dakota | 2 |
| 28 | Kickoff Return | Bryce Noernberg | Iowa State | 4 |
| 27 | Pass | Avery Johnson to DeVon Rice | North Dakota | 2 |
| 27 | Kickoff Return | Bryce Noernberg | North Dakota | 1 |
| 25 | Run | Avery Johnson | North Dakota | 4 |
| 24 | Pass | Avery Johnson to Garrett Oakley | Iowa State | 3 |
| 23 | Kickoff Return | Bryce Noernberg | North Dakota | 1 |
| 20 | Pass | Avery Johnson to Garrett Oakley | Iowa State | 2 |

* Touchdown Scored

BY PLAY

| | |
|----------------------|----|
| Pass..... | 10 |
| Rush..... | 3 |
| Kickoff Return | 5 |

BY GAME

| | |
|-------------------|---|
| Iowa State..... | 6 |
| North Dakota..... | 7 |
| Army..... | 3 |
| Arizona..... | 2 |

BY QUARTER

| | |
|-----------|---|
| 1st..... | 6 |
| 2nd | 4 |
| 3rd | 4 |
| 4th | 4 |

PASSING

| | |
|--------------------|----|
| Avery Johnson..... | 10 |
|--------------------|----|

RECEIVING

| | |
|----------------------|---|
| Jayce Brown | 3 |
| Garrett Oakley | 2 |
| Jaron Tibbs..... | 2 |
| Jerand Bradley | 1 |
| DeVon Rice..... | 1 |
| Will Swanson | 1 |

RUSHING

| | |
|--------------------|---|
| Jayce Brown | 2 |
| Avery Johnson..... | 1 |

KICKOFF RETURN

| | |
|-----------------------|---|
| Bryce Noernberg | 5 |
|-----------------------|---|

PUNT RETURN

None

INTERCEPTION RETURN

None

LONGEST OPPONENT 20-YARD PLAYS

Pass – 52 (Noah Short to Brady Anderson, Army)
Rush – 60 (Ismail Mahdi, Arizona)
Kickoff Return – 34 (Aiden Flora, Iowa State)
Punt Return – None
Interception Return – None
Fumble Return – None



SUPERLATIVES

| TEAM | | | |
|----------------------------------|------------------------------------|------------------------------------|------------------------------------|
| K-State High | K-State Team Low | Opponent High | Opponent Low |
| 38 vs. North Dakota | 17 at Arizona | 35, North Dakota | 23, Arizona |
| 461 vs. North Dakota | 193 at Arizona | 412, Arizona | 313, Iowa State |
| 72 vs. North Dakota | 43 vs. Army | 82, Army | 72, North Dakota |
| 6.7 vs. Iowa State | 3.6 at Arizona | 5.2, Arizona | 4.0, Army |
| 22 vs. North Dakota | 8 at Arizona | 23, North Dakota | 19, Iowa State |
| 5 vs. Iowa State/North Dakota | 2 vs. Army | 10, Army | 3, Iowa State |
| 38.5 vs. Iowa State/North Dakota | 22.2 vs. Army | 45.5, Army | 21.4, Iowa State |
| 143 vs. North Dakota | 74 vs. Army | 237, Army | 102, North Dakota |
| 29 vs. North Dakota | 18 vs. Army | 70, Army | 33, North Dakota |
| 4.9 vs. North Dakota | 4.1 vs. Iowa State/Army | 5.2, Arizona | 2.8, Iowa State |
| 2 vs. North Dakota/at Arizona | 0 vs. Army | 4, North Dakota | 1, Iowa State |
| 318 vs. North Dakota | 88 at Arizona | 252, North Dakota | 95, Army |
| 43 vs. North Dakota | 25 vs. Army | 39, North Dakota | 12, Army |
| 28 vs. North Dakota | 13 at Arizona | 24, North Dakota | 8, Army |
| 3 vs. North Dakota | 0 at Arizona | 2, Iowa State | 0, Arizona |
| 70.0 vs. Iowa State | 44.8 at Arizona | 66.7, Army | 47.1, Arizona |
| 168.4 vs. Iowa State | 70.3 at Arizona | 160.7, Army | 85.2, Arizona |
| 2 vs. Army | 0 vs. Iowa State | 3, Arizona | 0, North Dakota |
| 50.8 at Arizona | 36.2 vs. Iowa State | 45.2, North Dakota | 28.0, Arizona |
| 23 vs. North Dakota | 0 vs. Iowa State/Army | 26, Arizona | 0, Iowa State/Army |
| 143 vs. Army | 0 at Arizona | 56, Iowa State | 0, Army/Arizona |
| 4 vs. Iowa State | 0 vs. Army | 1, Iowa State/North Dakota/Arizona | 0, Army |
| 10 vs. North Dakota | 4 vs. Army/at Arizona | 9, Arizona | 2, Army |
| 1 at Arizona | 0 vs. Iowa State/North Dakota/Army | 1, Army | 0, Iowa State/North Dakota/Arizona |
| 6 vs. Iowa State | 2 vs. Army/at Arizona | 7, Arizona | 1, Iowa State |
| 48 vs. Iowa State | 15 vs. Army | 56, Arizona | 5, Iowa State |
| 2 vs. Iowa State | 1 vs. North Dakota/Army/Arizona | 2, Iowa State/Arizona | 0, Army |

INDIVIDUAL


| K-State High | Opponent High |
|--|---|
| 75, Jayce Brown at Arizona | 189, Ismail Mahdi, Arizona |
| 12, Joe Jackson vs. Iowa State | 41, Cale Hellums, Army |
| 5.0, Joe Jackson vs. North Dakota | 8.6, Ismail Mahdi, Arizona |
| 75, Jayce Brown at Arizona | 60, Ismail Mahdi, Arizona |
| 75, Jayce Brown at Arizona | 16, Sawyer Seidl, North Dakota |
| 2, DeVon Rice vs. North Dakota | 2, four players |
| 318, Avery Johnson vs. North Dakota | 231, Jerry Kaminski, North Dakota |
| 43, Avery Johnson vs. North Dakota | 38, Jerry Kaminski, North Dakota |
| 28, Avery Johnson vs. North Dakota | 23, Jerry Kaminski, North Dakota |
| 65, Avery Johnson vs. Iowa State | 52, Noah Short, Army |
| 65, Avery Johnson vs. Iowa State | 24, Rocco Becht, Iowa State |
| 3, Avery Johnson vs. North Dakota | 2, Rocco Becht, Iowa State |
| 70.0, Avery Johnson vs. Iowa State | 63.6, Cale Hellums, Army |
| 168.4, Avery Johnson vs. Iowa State | 128.5, Rocco Becht, Iowa State |
| 109, Jayce Brown vs. North Dakota | 64, Brady Anderson, Army |
| 12, Jayce Brown vs. North Dakota | 5, Korey Tai, North Dakota and Javin Whatley, Arizona |
| 19.5, Jayce Brown vs. Iowa State | 21.3, Brady Anderson, Army |
| 65, Jerand Bradley vs. Iowa State | 52, Brady Anderson, Army |
| 65, Jerand Bradley vs. Iowa State | 24, Brett Eskildsen, Iowa State |
| 1, six times | 1, four times |
| 361, Avery Johnson vs. North Dakota | 235, Jerry Kaminski, North Dakota |
| 143, Bryce Noernberg vs. Army and Jayce Brown at Arizona | 221, Ismail Mahdi, Arizona |
| 2, Luis Rodriguez vs. Army | 3, Michael Salgado-Medina, Arizona |
| 51, Luis Rodriguez at Arizona | 41, Michael Salgado-Medina, Arizona |
| 5, Simon McClannan at Arizona | 6, Luke Silvernale, North Dakota |
| 50.8, Simon McClannan at Arizona | 48.3, Tyler Perkins, Iowa State |
| 56, Simon McClannan at Arizona | 53, Tyler Perkins, Iowa State and Luke Silvernale, North Dakota |
| 22, Sterling Lockett vs. North Dakota | 18, Zach Lewis, North Dakota |
| 99, Bryce Noernberg vs. Army | 34, Aiden Flora, Iowa State |
| 11, VJ Payne and Des Purnell at Arizona | 9, Jy Martin, North Dakota and Andon Thomas, Army |
| 10, Des Purnell vs. Army | 8, Andon Thomas, Army |
| 2.0, Tobi Osunsanmi vs. Iowa State and Cody Stufflebean vs. North Dakota | 2.5, DeShawn McKnight, Arizona |
| 2.0, Tobi Osunsanmi vs. Iowa State and Cody Stufflebean vs. North Dakota | 1.0, Kooper Ebel, Iowa State |
| 2, three times | 3, Collin Matteson, Army and Genesis Smith, Arizona |
| 1, Qua Moss at Arizona | 1, Collin Matteson, Army |
| — | 8, Collin Matteson, Army |



GAME ONE

| | | | | | | | |
|-------|----------|---|---|---|----|---|----|
| 22/21 | IOWA ST. | 7 | 0 | 7 | 10 | - | 24 |
| 17/20 | K-STATE | 0 | 7 | 0 | 14 | - | 21 |

Aug. 23 | Aviva Stadium | Dublin, Ireland | 5:07 p.m. | Att: 47,221



AVERY JOHNSON

TEAM STATISTICS

| | ISU | K-STATE |
|---------------------------------------|----------------|----------------|
| FIRST DOWNS | 19 | 13 |
| Rushing | 9 | 4 |
| Passing | 9 | 9 |
| Penalty | 1 | 0 |
| NET YARDS RUSHING | 130 | 110 |
| Rushing Attempts | 46 | 27 |
| Average Per Rush | 2.8 | 4.1 |
| Rushing Touchdowns | 1 | 1 |
| Yards Gained Rushing | 172 | 131 |
| Yards Lost Rushing | 42 | 21 |
| NET YARDS PASSING | 183 | 273 |
| Completions-Attempts-Int | 14-28-0 | 21-30-0 |
| Average Per Attempt | 6.5 | 9.1 |
| Average Per Completion | 13.1 | 13.0 |
| Passing Touchdowns | 2 | 2 |
| TOTAL OFFENSE YARDS | 313 | 383 |
| Total Offense Plays | 74 | 57 |
| Average Gain Per Play | 4.2 | 6.7 |
| Fumbles: Number-Lost | 2-2 | 2-2 |
| Penalties: Number-Yards | 1-5 | 6-48 |
| PUNTS-YARDS | 4-178 | 4-145 |
| Average Yards Per Punt | 44.5 | 36.2 |
| Net Yards Per Punt | 44.5 | 36.2 |
| Inside 20 | 3 | 1 |
| 50+ Yards | 1 | 0 |
| Touchbacks | 0 | 0 |
| Fair Catch | 3 | 2 |
| KICKOFFS-YARDS | 5-296 | 4-251 |
| Average Yards Per Kickoff | 59.2 | 62.8 |
| Net Yards Per Kickoff | 38.0 | 36.5 |
| Touchbacks | 1 | 1 |
| Punt Returns: Number-Yards-TD | 0-0-0 | 1-0-0 |
| Average Per Return | 0.0 | 0.0 |
| Kickoff Returns: Number-Yds-TD | 2-56-0 | 3-66-0 |
| Average Per Return | 28.0 | 22.0 |
| Interceptions: Number-Yds-TD | 0-0-0 | 0-0-0 |
| Fumble Returns: Number-Yds-TD | 0-0-0 | 0-0-0 |
| Possession Time | 33:52 | 26:08 |
| 1st Quarter | 8:17 | 6:43 |
| 2nd Quarter | 5:53 | 9:07 |
| 3rd Quarter | 7:33 | 7:27 |
| 4th Quarter | 12:09 | 2:51 |
| Third-Down Conversions | 3 of 14 | 5 of 13 |
| Fourth-Down Conversions | 3 of 3 | 1 of 4 |
| Red-Zone Scores-Chances | 2-4 | 1-2 |
| Touchdowns | 1-4 | 1-2 |
| Field Goals | 1-4 | 0-2 |
| Sacks By: Number-Yards | 1-12 | 4-32 |
| PAT Kicks | 3-3 | 3-3 |
| Field Goals | 1-2 | 0-0 |

Game Notes

• This was the 109th all-time meeting between K-State and Iowa State, each coming in consecutive seasons as this is the eighth-longest active uninterrupted series in FBS history... It was the second time this century that there was a ranked matchup on opening day (2009 – No. 14 Boise State vs. No. 16 Oregon) and the first time two Big 12 teams met in Week 0/1 since Nebraska faced Oklahoma State in 2003.

• Kansas State and Iowa State played to yet another one-score game... It was the 14th one-score game between the two teams dating back to 2008, the most in any series in the country... Each of the last four games in the series have been decided by one score.

• Junior **Avery Johnson** posted a pass efficiency rating of 168.4, which was the second-highest of his career (min. 10 attempts)... His career best is 186.0 last year at West Virginia... His 273 passing yards were the second most of his career, just behind the 298 yards he put up last year at West Virginia... He has now thrown for multiple touchdowns in four-straight games dating back to last season... K-State is now 6-1 all-time when Johnson passes and rushes for a touchdown.

• Junior defensive end **Tobi Osunsanmi** finished the game with a career-high 2.0 sacks... His previous best was 1.5 sacks in last year's season opener against UT Martin... It was the most sacks by a Wildcat since Brendan Mott had 2.5 last year at Colorado... As a team, K-State had 4.0 tackles, its most since carding four in last year's Cincinnati game.

K-STATE FALLS TO IOWA STATE IN DUBLIN

DUBLIN, Ireland – They call the Aer Lingus College Football Classic “Much More Than a Game,” and this fifth edition of the classic lived up to that billing, as the 2025 college football season got underway under the lights of Aviva Stadium. In a game that featured two ranked teams and longtime arch-rivals, No. 17 Kansas State and No. 22 Iowa State slugged it out in old-school style in the rain before the Cyclones finally outlasted the Wildcats, 24-21, to get a quick jump on the 2025 season.

The game that was announced 486 days ago and pitted the Wildcats against the Cyclones for the 109th time in the eighth-longest active uninterrupted series in FBS history carried a Big 12 feel with purple filling one side of the stadium and red filling the other.

Both teams reportedly sold 11,000 tickets, but the crowd was much larger, as the teams played before a sellout crowd of 47,221. The K-State marching band, which endured significant travel challenges to make it more than 4,000 miles for kickoff, was in midseason form at an overseas venue that served as a home game for the Wildcats and brimmed with purple furnishing, thousands of purple Powercat flags, and highlight upon highlight upon the videoboard.

In the end, though, Iowa State, 1-0 overall and 1-0 in the Big 12, made more plays to capture its third straight victory over K-State, 0-1 and 0-1 in the Big 12, in a series that dates to 1917.

From beginning to end, this game was excruciatingly close — on brand with previous clashes between these two programs. The teams have played 14 one-score games since 2008, the most in any series in the country. Each of the last four games in the series have been decided by one score. It wasn't until the final possession by Iowa State that this back-and-forth game reached its conclusion.

Johnson rocketed a deep ball to new wide receiver Jerand Bradley for a 65-yard catch-and-run down the Iowa State sideline, as Bradley outran three defenders for his first K-State touchdown. K-State trailed, 24-21, with 6:23 left in the fourth quarter, and still had a chance.

But Iowa State dug in and drained the clock behind a punishing second-half rushing game that gashed the Wildcats. K-State needed a stop. K-State needed the football. But K-State couldn't get the stop it needed for its offense to gain possession. After an Iowa State timeout on fourth-and-3 at the K-State 16-yard line, Iowa State quarterback Rocco Becht completed a pass to running back Carson Hansen and let him take care of the rest, as he rumbled and twisted on a 15-yard catch-and-run to the 1-yard line just before the 2-minute timeout.

From there, the Cyclones downed the ball three times inside the 3-yard line until the game clock expired.

After the teams slugged through the rain in the first half, the conditions proved more favorable over the final two quarters. Johnson completed 21-of-30 passes for 273 yards and two touchdowns, and Becht went 14-of-28 for 183 yards and two touchdowns. Both quarterbacks, who can run, were limited by field conditions. Becht had 12 carries for 18 yards and one touchdown, and Johnson had eight carries for 21 yards and one score.

A promising sign for K-State? It's passing game. Jayce Brown had four catches for 78 yards and one touchdown, Bradley had three catches for 75 yards and one touchdown, tight end Garrett Oakley had five catches for 65 yards, and Jaron Tibbs had four catches for 35 yards.

SCORING SUMMARY

| Team | Qtr/Time | Scoring Play | Conversion | Plays-Yds-TOP | Score |
|------|-----------|---------------------------------|----------------|---------------|-------|
| IS | 1st/3:26 | Overby 23 yd pass from Becht | Konrardy kick | 4-49-1:44 | 7-0 |
| KS | 2nd/14:55 | Johnson 10 yd run | Rodriguez kick | 8-65-3:31 | 7-7 |
| IS | 3rd/1:07 | Eskildsen 24 yd pass from Becht | Konrardy kick | 11-67-5:59 | 14-7 |
| KS | 4th/14:09 | Brown 37 yd pass from Johnson | Rodriguez kick | 5-75-1:58 | 14-14 |
| IS | 4th/10:04 | Konrardy 34 yd field goal | | 10-57-4:00 | 17-14 |
| IS | 4th/6:38 | Becht 7 yd run | Konrardy kick | 4-30-1:41 | 24-14 |
| KS | 4th/6:23 | Bradley 65 yd pass from Johnson | Rodriguez kick | 1-65-0:09 | 24-21 |

STATISTICAL LEADERS

► Iowa State

| Rushing | Att | Yds | TD | Lg | Avg |
|---------|-----|-----|----|----|-----|
| Hansen | 16 | 71 | 0 | 15 | 4.4 |
| Sama | 14 | 43 | 0 | 14 | 3.1 |
| Becht | 12 | 18 | 1 | 9 | 1.5 |

| Passing | C-A-I | Yds | TD | Lg | Sack |
|---------|---------|-----|----|----|------|
| Becht | 14-28-0 | 183 | 2 | 24 | 4 |

| Receiving | Rec | Yds | TD | Lg |
|-----------|-----|-----|----|----|
| Eskildsen | 3 | 46 | 1 | 24 |
| Burkle | 3 | 31 | 0 | 17 |
| Brahmer | 2 | 41 | 0 | 21 |
| Overby | 2 | 29 | 1 | 23 |
| Hansen | 2 | 19 | 0 | 15 |
| Green | 2 | 17 | 0 | 10 |

► Kansas State

| Rushing | Att | Yds | TD | Lg | Avg |
|---------|-----|-----|----|----|------|
| Jackson | 12 | 51 | 0 | 17 | 4.2 |
| Brown | 2 | 29 | 0 | 33 | 14.5 |
| Johnson | 8 | 21 | 1 | 10 | 2.6 |
| Rice | 5 | 9 | 0 | 10 | 1.8 |

| Passing | C-A-I | Yds | TD | Lg | Sack |
|---------|---------|-----|----|----|------|
| Johnson | 21-30-0 | 273 | 2 | 65 | 1 |

| Receiving | Rec | Yds | TD | Lg |
|-----------|-----|-----|----|----|
| Oakley | 5 | 62 | 0 | 24 |
| Brown | 4 | 78 | 1 | 37 |
| Tibbs | 4 | 35 | 0 | 17 |
| Bradley | 3 | 75 | 1 | 65 |
| Loflin | 1 | 18 | 0 | 18 |
| Jackson | 1 | 7 | 0 | 7 |
| Anclaux | 1 | 1 | 0 | 1 |



GAME TWO

| | | | | | | |
|----------------------|-----------|-----------|-----------|-----------|----------|-----------|
| N. DAKOTA | 7 | 14 | 0 | 14 | - | 35 |
| 17/20 K-STATE | 10 | 7 | 14 | 7 | - | 38 |

Aug. 30 | Bill Snyder Family Stadium | Manhattan, Kan. | 6:02 p.m. | Att: 51,927



TEAM STATISTICS

| | UND | K-STATE |
|---------------------------------------|----------------|----------------|
| FIRST DOWNS | 23 | 22 |
| Rushing | 7 | 9 |
| Passing | 13 | 12 |
| Penalty | 3 | 1 |
| NET YARDS RUSHING | 102 | 143 |
| Rushing Attempts | 33 | 29 |
| Average Per Rush | 3.1 | 4.9 |
| Rushing Touchdowns | 4 | 2 |
| Yards Gained Rushing | 152 | 167 |
| Yards Lost Rushing | 50 | 24 |
| NET YARDS PASSING | 252 | 318 |
| Completions-Attempts-Int | 24-39-0 | 28-43-0 |
| Average Per Attempt | 6.5 | 7.4 |
| Average Per Completion | 10.5 | 11.4 |
| Passing Touchdowns | 1 | 3 |
| TOTAL OFFENSE YARDS | 354 | 461 |
| Total Offense Plays | 72 | 72 |
| Average Gain Per Play | 4.9 | 6.4 |
| Fumbles: Number-Lost | 2-1 | 2-1 |
| Penalties: Number-Yards | 4-30 | 3-36 |
| PUNTS-YARDS | 6-271 | 4-167 |
| Average Yards Per Punt | 45.2 | 41.8 |
| Net Yards Per Punt | 41.3 | 31.8 |
| Inside 20 | 1 | 0 |
| 50+ Yards | 2 | 0 |
| Touchbacks | 0 | 1 |
| Fair Catch | 3 | 0 |
| KICKOFFS-YARDS | 6-376 | 7-448 |
| Average Yards Per Kickoff | 62.7 | 64.0 |
| Net Yards Per Kickoff | 36.8 | 38.6 |
| Touchbacks | 1 | 6 |
| Punt Returns: Number-Yards-TD | 2-20-0 | 3-23-0 |
| Average Per Return | 10.0 | 7.7 |
| Kickoff Returns: Number-Yds-TD | 1-28-0 | 5-130-0 |
| Average Per Return | 28.0 | 26.0 |
| Interceptions: Number-Yds-TD | 0-0-0 | 0-0-0 |
| Fumble Returns: Number-Yds-TD | 0-0-0 | 0-0-0 |
| Possession Time | 31:14 | 28:46 |
| 1st Quarter | 6:17 | 8:43 |
| 2nd Quarter | 10:02 | 4:58 |
| 3rd Quarter | 4:42 | 10:18 |
| 4th Quarter | 10:13 | 4:47 |
| Third-Down Conversions | 5 of 14 | 5 of 13 |
| Fourth-Down Conversions | 1 of 2 | 2 of 3 |
| Red-Zone Scores-Chances | 4-5 | 4-4 |
| Touchdowns | 4-5 | 3-4 |
| Field Goals | 0-5 | 1-4 |
| Sacks By: Number-Yards | 1-4 | 3-34 |
| PAT Kicks | 5-5 | 5-5 |
| Field Goals | 0-0 | 1-1 |

Game Notes

• This marked the fifth come-from-behind victory since the beginning of 2024 when trailing in the fourth quarter... It was K-State's first game-winning touchdown with under 1:00 left in regulation since Skylar Thompson connected with Isaiah Zuber on the final play in a home game against Iowa State in 2017.

• Kansas State totaled 461 offensive yards on Saturday... It was the 34th time in the last 41 games dating back to the beginning of the 2022 season that the Wildcats have totaled at least 375 yards... K-State is 27-7 when totaling at least 375 offensive yards since 2022.

• **Avery Johnson** went 28-of-43 through the air for 318 yards and three touchdowns, while he rushed for 43 yards, including a crucial 25-yard run on the game-winning drive... He set career highs in completions (prev: 24 vs. Arizona State in 2024), attempts (40 vs. Arizona State in 2024) and yards (298 vs. West Virginia in 2024), while he tied his career high in touchdown passes (four times)... It was the 46th 300-yard passing game in school history and the first since Will Howard had 327 yards at Texas in 2023.

• **Jayce Brown** hauled in a career-high 12 receptions for 109 yards and a touchdown... His previous career high in receptions was six last season at Colorado... His 12 receptions were the most by a Wildcat since Tyler Lockett had 13 in the final game of his career, the 2014 Alamo Bowl against UCLA... He now has a catch in each of the last 23 games dating back to the 2023 Texas Tech contests... It was the third 100-yard receiving game in his career, the other two coming last year at Colorado (121 yards) and Iowa State (106 yards).

LATE TD LIFTS K-STATE PAST NORTH DAKOTA

MANHATTAN, Kan. — No. 17 Kansas State found a way.

Avery Johnson engineered an 81-yard drive and threw a 6-yard touchdown pass to running back Joe Jackson with 42 seconds remaining, and the Wildcats held off first-time starting quarterback Jerry Kaminski and North Dakota for a 38-35 nail-biting victory Saturday at Bill Snyder Family Stadium.

K-State led 31-21 late in the third quarter before North Dakota scored two touchdowns, including a 20-yard run by Sawyer Seidl that gave the Fighting Hawks a 35-31 edge with 4:19 left in the fourth quarter, leaving the sellout crowd of 51,927 in stunned silence while North Dakota first-year head coach Eric Schmidt applauded his players' effort from the sideline.

But Johnson and the Wildcats avoided disaster in their first-ever meeting against North Dakota and prevented the FCS member from pulling off perhaps its biggest win in history.

The back-and-forth slugfest ended with K-State staging its fifth come-from-behind victory since the beginning of the 2024 season when trailing in the fourth quarter. This one marked the Wildcats' first game-winning touchdown with under 1:00 left in regulation since Skylar Thompson connected with Isaiah Zuber on the final play in a home game against Iowa State in 2017.

Johnson had career highs across the board as a passer, completing 28-of-43 passes for 318 yards and three touchdowns, while he rushed for 43 yards, including a crucial 25-yard run on the game-winning drive.

In the second game of his second season as a full-time starter, Johnson showed something to Klie-man in the game-winning drive.

After K-State's final touchdown, North Dakota took over with 37 seconds to go, and the crowd rose to peak level, and a K-State defense that had its hands full with the Fighting Hawks all game forced Kaminski to throw four straight incompletions, including a deep ball that glanced off the hands of Caden Dennis down the sideline with 5 seconds left, as the Wildcats survived a rollercoaster night.

K-State outgained North Dakota, 461 to 354, in total offense and held the Fighting Hawks to just 5-of-14 on third downs and 1-of-2 on fourth downs. K-State improved to 27-7 when totaling at least 375 offensive yards since 2022.

K-State wide receiver Jayce Brown had a career-high 12 catches for 109 yards and a touchdown, marking the most receptions by a K-State player since Tyler Lockett had 13 in the final game of his career, the 2014 Alamo Bowl. Jerand Bradley had five catches for 46 yards and Jaron Tibbs had three catches for 55 yards and a touchdown.

However, the third quarter saw sophomore running back DeVon Rice rise to the occasion with a pair of touchdowns of nine and 13 yards. Seeing significant action in place of the injured Dylan Edwards, Rice had seven carries for 40 yards and two touchdowns, and Joe Jackson had 11 carries for 55 yards.

Meanwhile, Jackson's lone catch in the game made everybody happy. Jackson caught the game-winning pass from Johnson along the edge to the right side inside the 10-yard line, turned up field and stepped into the end zone, then dropped the ball and flexed in excitement.

K-State got it done in the clutch. K-State found a way.

SCORING SUMMARY

| Team | Qtr/Time | Scoring Play | Conversion | Plays-Yds-TOP | Score |
|------|-----------|--------------------------------|----------------|---------------|-------|
| KS | 1st/5:26 | Rodriguez 30 yd field goal | | 12-67-6:11 | 0-3 |
| UND | 1st/2:54 | Kaminski 0 yd run | Elrichs kick | 5-75-2:32 | 7-3 |
| KS | 1st/1:55 | Brown 44 yd pass from Johnson | Rodriguez kick | 5-68-0:54 | 7-10 |
| UND | 2nd/7:46 | Kaminski 1 yd run | Elrichs kick | 10-80-5:50 | 14-10 |
| KS | 2nd/4:15 | Tibbs 30 yd pass from Johnson | Rodriguez kick | 6-66-3:12 | 14-17 |
| UND | 2nd/0:24 | Seidl 16 yd run | Elrichs kick | 13-75-3:51 | 21-17 |
| KS | 3rd/8:41 | Rice 9 yd run | Rodriguez kick | 10-57-4:47 | 21-24 |
| KS | 3rd/3:41 | Rice 13 yd run | Rodriguez kick | 8-77-3:58 | 21-31 |
| UND | 4th/10:12 | Tai 22 yd pass from Kaminski | Elrichs kick | 9-71-4:35 | 28-31 |
| UND | 4th/4:19 | Seidl 20 yd run | Elrichs kick | 9-70-4:41 | 35-31 |
| KS | 4th/0:42 | Jackson 6 yd pass from Johnson | Rodriguez kick | 10-81-1:03 | 35-38 |

STATISTICAL LEADERS

► North Dakota

| Rushing | Att | Yds | TD | Lg | Avg |
|----------|-----|-----|----|----|------|
| Seidl | 8 | 62 | 2 | 20 | 7.8 |
| Tai | 3 | 39 | 0 | 35 | 13.0 |
| Kaminski | 10 | 34 | 2 | 25 | 0.4 |

| Passing | C-A-I | Yds | TD | Lg | Sack |
|-----------|---------|-----|----|----|------|
| Kaminski | 23-38-0 | 231 | 1 | 27 | 3 |
| Tupou'ata | 1-1-0 | 21 | 0 | 21 | 0 |

| Receiving | Rec | Yds | TD | Lg |
|-------------|-----|-----|----|----|
| Tai | 5 | 37 | 1 | 22 |
| Leigh | 3 | 31 | 0 | 27 |
| Stay | 3 | 25 | 0 | 12 |
| Fleming | 3 | 22 | 0 | 10 |
| Dennis | 2 | 41 | 0 | 23 |
| Seidl | 2 | 15 | 0 | 10 |
| Hoskins | 2 | 12 | 0 | 12 |
| DeMontagnac | 1 | 21 | 0 | 21 |
| Deng | 1 | 21 | 0 | 21 |

► Kansas State

| Rushing | Att | Yds | TD | Lg | Avg |
|---------|-----|-----|----|----|-----|
| Jackson | 11 | 55 | 0 | 13 | 5.0 |
| Johnson | 7 | 43 | 0 | 25 | 6.1 |
| Rice | 7 | 40 | 2 | 13 | 5.7 |

| Passing | C-A-I | Yds | TD | Lg | Sack |
|---------|---------|-----|----|----|------|
| Johnson | 28-43-0 | 318 | 3 | 44 | 1 |

| Receiving | Rec | Yds | TD | Lg |
|-----------|-----|-----|----|----|
| Brown | 12 | 109 | 1 | 44 |
| Bradley | 5 | 46 | 0 | 13 |
| Tibbs | 3 | 55 | 1 | 30 |
| Swanson | 2 | 46 | 0 | 38 |
| Oakley | 2 | 21 | 0 | 12 |
| Rice | 1 | 27 | 0 | 27 |
| Jackson | 1 | 6 | 1 | 6 |
| Loftin | 1 | 4 | 0 | 4 |
| Moise | 1 | 4 | 0 | 4 |



GAME THREE

| | | | | | | |
|---------------|---|----|---|----|---|----|
| ARMY | 0 | 7 | 7 | 10 | - | 24 |
| rv/rv K-STATE | 3 | 10 | 8 | 0 | - | 21 |

Sept. 6 | Bill Snyder Family Stadium | Manhattan, Kan. | 6:05 p.m. | Att: 52,723



TEAM STATISTICS

| | ARMY | K-STATE |
|---------------------------------------|-----------------|----------------|
| FIRST DOWNS | 20 | 13 |
| Rushing | 17 | 4 |
| Passing | 3 | 9 |
| Penalty | 0 | 0 |
| NET YARDS RUSHING | 237 | 74 |
| Rushing Attempts | 70 | 18 |
| Average Per Rush | 3.4 | 4.1 |
| Rushing Touchdowns | 2 | 0 |
| Yards Gained Rushing | 266 | 76 |
| Yards Lost Rushing | 29 | 2 |
| NET YARDS PASSING | 95 | 172 |
| Completions-Attempts-Int | 8-12-0 | 15-25-1 |
| Average Per Attempt | 7.9 | 6.9 |
| Average Per Completion | 1.9 | 11.5 |
| Passing Touchdowns | 1 | 1 |
| TOTAL OFFENSE YARDS | 332 | 246 |
| Total Offense Plays | 82 | 43 |
| Average Gain Per Play | 4.0 | 5.7 |
| Fumbles: Number-Lost | 0-0 | 0-0 |
| Penalties: Number-Yards | 2-10 | 2-15 |
| PUNTS-YARDS | 3-136 | 2-86 |
| Average Yards Per Punt | 45.3 | 43.0 |
| Net Yards Per Punt | 45.3 | 33.0 |
| Inside 20 | 2 | 1 |
| 50+ Yards | 0 | 1 |
| Touchbacks | 0 | 1 |
| Fair Catch | 1 | 0 |
| KICKOFFS-YARDS | 3-166 | 5-321 |
| Average Yards Per Kickoff | 55.3 | 64.2 |
| Net Yards Per Kickoff | 6.3 | 40.0 |
| Touchbacks | 0 | 3 |
| Punt Returns: Number-Yards-TD | 1-0-0 | 1-0-0 |
| Average Per Return | 0.0 | 0.0 |
| Kickoff Returns: Number-Yds-TD | 0-0-0 | 2-143-1 |
| Average Per Return | 0.0 | 71.5 |
| Interceptions: Number-Yds-TD | 1-8-0 | 0-0-0 |
| Fumble Returns: Number-Yds-TD | 0-0-0 | 0-0-0 |
| Possession Time | 40:29 | 19:31 |
| 1st Quarter | 8:21 | 6:39 |
| 2nd Quarter | 5:24 | 9:36 |
| 3rd Quarter | 13:04 | 1:56 |
| 4th Quarter | 13:40 | 1:20 |
| Third-Down Conversions | 10 of 22 | 2 of 9 |
| Fourth-Down Conversions | 6 of 7 | 2 of 2 |
| Red-Zone Scores-Chances | 4-4 | 2-2 |
| Touchdowns | 3-4 | 0-2 |
| Field Goals | 1-4 | 2-2 |
| Sacks By: Number-Yards | 0-0 | 0-0 |
| PAT Kicks | 3-3 | 1-1 |
| Field Goals | 1-1 | 2-2 |

Game Notes

• THIS was the third all-time meeting between Kansas State and Army with the Black Knights now holding a 3-0 advantage in the series... K-State is now 3-4 all-time against service academy teams... Kansas State is now 102-21 in regular-season non-conference games since 1990, which includes an 85-10 mark at home... The Wildcats are 25-19-1 all-time against current members of the American.

• Junior **Avery Johnson** made his 17th-career start at quarterback, going 15-of-25 through the air for 172 yards and a touchdown... He now has 318 career completions to rank 10th in school history as he passed Eli Roberson (307 - 2000-03)... He now has 36 career touchdown passes to tie Michael Bishop (1997-98) for sixth place in school history.

• Junior wide receiver **Jayce Brown** recorded three receptions for 29 yards... He now has a catch in each of the last 24 games dating back to the 2023 Texas Tech contest... It is the longest streak by a Wildcat since Phillip Brooks had a 25-game streak over the 2022 and 2023 seasons.

• Redshirt freshman **Bryce Noernberg** returned a third-quarter kickoff 99 yards for a touchdown... It was the K-State's first kickoff-return touchdown since Malik Knowles took one 93 yards for a touchdown against Oklahoma in 2021... It was the longest by a Wildcat since Knowles went 99 yards earlier in the 2021 season at Oklahoma State.

ARMY GRINDS OUT 24-21 VICTORY OVER K-STATE

MANHATTAN, Kan. — Kansas State hoped its lengthy preparation for Army paid dividends. All that quarterback Avery Johnson and the Wildcats offense could do, though, was watch almost the entire second half from the sideline as the Black Knights ran, ran, and ran some more — and scored. It all ended with a forgettable 24-21 loss in front of a sellout crowd at Bill Snyder Family Stadium.

K-State took a 13-7 lead into halftime following a balanced first two quarters between the teams. K-State led in total offense, 198 to 140, and in time of possession — 16:15 to 13:45. Then Army started its march. And it simply wouldn't be stopped.

Incredibly, K-State possessed the football for fewer than four minutes in the second half. The Wildcats ran four offensive plays from scrimmage before their final fourth-quarter drive. In actual time, the K-State offense didn't see the field for almost an hour.

Army quarterback Cale Hellums and slotback Noah Short guided drive after drive. They put together drives of 14, 13 and 14 plays that consumed more than seven minutes apiece and produced two touchdowns and a field goal in the second half.

K-State saw its halftime lead dissolve as Army efficiently ran the ball down the field with three- and four-yard gains. And the clock continued to dwindle.

K-State surrendered its lead for good the final time that the noticeably worn-down defense was on the field. Facing second-and-4 at the K-State 14-yard line, Hellums got good blocking from the right side of the line, skated through a hole up the middle with only an arm touching along the way, and celebrated with his teammates in the end zone to take the 24-21 lead, capping a monster 14-play, 56-yard drive and giving the Wildcats just 2:52 left to pull off a comeback.

Johnson completed 15-of-25 passes for 172 yards and one touchdown and one interception. His first pick of the season arrived when a ball deflected off running back Joe Jackson and into the hands of Collin Matteson near midfield with 1:35 left.

The Black Knights ran three plays to run out the final 95 seconds and secure their third win all-time against the Wildcats.

Army outgained K-State, 332 to 247, as the Black Knights put up 237 rushing yards, went 10-for-22 on third downs, and 6-for-7 on fourth downs. Army held the ball twice as long as K-State — 40:44 to 19:16. K-State recorded its lowest time of possession in a game since holding the ball for 18:34 at Louisville in 2008.

Total plays? Army ran 82, K-State ran 43. It marked the fewest plays by K-State in a game since it ran 41 plays against Navy in the 2019 Liberty Bowl.

It marked the third-straight close game to start the season for K-State, which suffered a 24-21 loss to Iowa State in Ireland and needed a game-winning touchdown to escape North Dakota, 38-35.

SCORING SUMMARY

| Team | Qtr/Time | Scoring Play | Conversion | Plays-Yds-TOP | Score |
|------|-----------|---------------------------------|-------------------------|---------------|-------|
| KS | 1st/11:21 | Rodriguez 34 yd field goal | | 8-33-3:31 | 0-3 |
| KS | 2nd/11:47 | Tibbs 32 yd pass from Johnson | Rodriguez kick | 6-47-2:33 | 0-10 |
| KS | 2nd/2:25 | Rodriguez 38 yd field goal | | 12-68-7:03 | 0-13 |
| ARMY | 2nd/0:00 | Anderson 2 yd pass from Hellums | Jones kick | 16-75-2:25 | 7-13 |
| ARMY | 3rd/3:20 | Hellums 1 yd run | Jones kick | 14-89-7:58 | 14-13 |
| KS | 3rd/3:08 | Noernberg 99 yd kickoff return | Tibbs pass from Johnson | | 14-21 |
| ARMY | 4th/10:46 | Jones 35 yd field goal | | 13-57-7:22 | 17-21 |
| ARMY | 4th/2:52 | Hellums 14 yd run | Jones kick | 14-56-7:51 | |

STATISTICAL LEADERS

► Army

| Rushing | Att | Yds | TD | Lg | Avg |
|---------|-----|-----|----|----|-----|
| Hellums | 41 | 124 | 2 | 16 | 3.0 |
| Short | 10 | 61 | 0 | 17 | 6.1 |
| Smith | 9 | 23 | 0 | 5 | 2.6 |
| Bartosh | 3 | 11 | 0 | 6 | 3.7 |
| Reed | 5 | 10 | 0 | 5 | 2.0 |
| Clerk | 1 | 5 | 0 | 5 | 5.0 |
| Rendina | 1 | 3 | 0 | 3 | 3.0 |

| Passing | C-A-I | Yds | TD | Lg | Sack |
|---------|--------|-----|----|----|------|
| Hellums | 7-11-0 | 43 | 1 | 18 | 0 |
| Short | 1-1-0 | 52 | 0 | 52 | 0 |

| Receiving | Rec | Yds | TD | Lg |
|-----------|-----|-----|----|----|
| Anderson | 3 | 64 | 1 | 52 |
| Howard | 3 | 16 | 0 | 8 |
| Short | 2 | 15 | 0 | 18 |

► Kansas State

| Rushing | Att | Yds | TD | Lg | Avg |
|---------|---------|-----|----|----|------|
| Jackson | 7 | 30 | 0 | 15 | 4.3 |
| Rice | 6 | 28 | 0 | 13 | 4.7 |
| Johnson | 3 | 14 | 0 | 7 | 4.7 |
| Price | 2 | 2 | 0 | 2 | 1.0 |
| Passing | C-A-I | Yds | TD | Lg | Sack |
| Johnson | 15-25-1 | 172 | 1 | 32 | 0 |

| Receiving | Rec | Yds | TD | Lg |
|-----------|-----|-----|----|----|
| Tibbs | 5 | 61 | 1 | 32 |
| Brown | 3 | 29 | 0 | 17 |
| Bradley | 2 | 31 | 0 | 16 |
| Oakley | 1 | 21 | 0 | 21 |
| Moise | 1 | 11 | 0 | 11 |
| Loftin | 1 | 9 | 0 | 9 |
| Jackson | 1 | 5 | 0 | 5 |
| Davis | 1 | 5 | 0 | 5 |



GAME FOUR

| | | | | | | |
|---------|---|----|----|---|---|----|
| K-STATE | 3 | 0 | 14 | 0 | - | 17 |
| ARIZONA | 7 | 10 | 3 | 3 | - | 23 |

Sept. 12 | Arizona Stadium | Tucson, Ariz. | 6:05 p.m. | Att: 40,051



JAYCE BROWN

TEAM STATISTICS

| | K-STATE | UA |
|---------------------------------------|----------------|----------------|
| FIRST DOWNS | 8 | 21 |
| Rushing | 3 | 11 |
| Passing | 5 | 8 |
| Penalty | 0 | 2 |
| NET YARDS RUSHING | 105 | 234 |
| Rushing Attempts | 24 | 45 |
| Average Per Rush | 4.4 | 5.2 |
| Rushing Touchdowns | 2 | 2 |
| Yards Gained Rushing | 139 | 264 |
| Yards Lost Rushing | 34 | 30 |
| NET YARDS PASSING | 88 | 178 |
| Completions-Attempts-Int | 13-29-0 | 16-34-1 |
| Average Per Attempt | 3.0 | 5.2 |
| Average Per Completion | 6.8 | 11.1 |
| Passing Touchdowns | 0 | 0 |
| TOTAL OFFENSE YARDS | 193 | 412 |
| Total Offense Plays | 53 | 79 |
| Average Gain Per Play | 3.6 | 5.2 |
| Fumbles: Number-Lost | 1-1 | 1-1 |
| Penalties: Number-Yards | 2-30 | 7-56 |
| PUNTS-YARDS | 5-254 | 3-84 |
| Average Yards Per Punt | 50.8 | 28.0 |
| Net Yards Per Punt | 45.6 | 20.7 |
| Inside 20 | 2 | 0 |
| 50+ Yards | 4 | 1 |
| Touchbacks | 0 | 1 |
| Fair Catch | 1 | 0 |
| KICKOFFS-YARDS | 4-260 | 6-390 |
| Average Yards Per Kickoff | 65.0 | 65.0 |
| Net Yards Per Kickoff | 40.0 | 40.0 |
| Touchbacks | 4 | 6 |
| Punt Returns: Number-Yards-TD | 2-19-0 | 4-26-0 |
| Average Per Return | 8.0 | 6.5 |
| Kickoff Returns: Number-Yds-TD | 0-0-0 | 0-0-0 |
| Average Per Return | 0.0 | 0.0 |
| Interceptions: Number-Yds-TD | 1-0-0 | 0-0-0 |
| Fumble Returns: Number-Yds-TD | 0-0-0 | 0-0-0 |
| Possession Time | 23:05 | 36:55 |
| 1st Quarter | 8:06 | 6:54 |
| 2nd Quarter | 4:21 | 10:39 |
| 3rd Quarter | 5:40 | 9:20 |
| 4th Quarter | 4:58 | 10:02 |
| Third-Down Conversions | 3 of 13 | 8 of 18 |
| Fourth-Down Conversions | 0 of 4 | 1 of 2 |
| Red-Zone Scores-Chances | 1-1 | 5-5 |
| Touchdowns | 1-1 | 2-5 |
| Field Goals | 0-0 | 3-5 |
| Sacks By: Number-Yards | 2-17 | 1-8 |
| PAT Kicks | 2-2 | 2-2 |
| Field Goals | 1-1 | 3-6 |

Game Notes

• This was the ninth all-time meeting between Kansas State and Arizona with UofA now holding a 6-2-1 advantage in the series... K-State has dropped its last three Friday road games, losing at Stanford in 2016 and at Texas in 2021.

• Sophomore **Garrett Harstad** blocked a punt in the third quarter, which eventually led to a K-State touchdown... It was K-State's first blocked punt since Ty Bowman had one in last year's season opener against UT Martin... The Wildcats have now blocked a punt in each of the last eight years, which currently stands at the longest streak in the nation... San Diego State entered the 2025 season tied with K-State by blocking a punt in each of the last seven years.

• **Jayce Brown** recorded six receptions for 68 yards, extending his catch streak to 25 games... He recorded a 75-yard touchdown run on the first play of the second half, the Wildcats' longest rush since Deuce Vaughn went 88 yards for a score in the 2022 Sugar Bowl... It was the longest rush by a K-State wide receiver since Malik Knowles went 75 yards for a score on the first play of the 2022 season against South Dakota.

• **Simon McClannan** averaged 50.8 yards on his five punts on Friday evening, a new career high... His previous best was a 46.5-yard average on four punts last year against Rutgers in the Rate Bowl... It was the first time a K-State punter averaged more than 50 yards per punt on at least four punts since Ty Zentner had a 54.3-yard average against Missouri in 2022.

K-STATE FALLS TO ARIZONA, 23-17

TUCSON, Ariz. – Kansas State never found its groove, Arizona put together a powerful running attack, and K-State suffered a 23-17 loss in its first true road game of the season.

Playing at Arizona Stadium, the site of K-State's first-ever bowl victory in the 1993 Copper Bowl, K-State incurred a rash of troubles in the final game before its first bye week.

K-State experienced difficulties from the start, while Arizona moved the ball. Arizona outgained K-State 412 to 193 and went 8-of-18 on third down behind a solid performance from quarterback Noah Fifita, who completed 16-of-33 passes for 178 yards and rushed 15 times for 48 yards and two touchdowns. Ismail Mahdi had 22 carries for 189 yards on the ground.

Avery Johnson completed 13-of-29 passes for 88 yards and had seven carries for minus-16 yards and one touchdown.

K-State's leading rusher was wide receiver Jayce Brown, whose 75-yard touchdown run out of the Wildcat formation down the right side on the first play from scrimmage in the third quarter gave K-State hope and drew the Wildcats to within 17-10. Brown had one carry for 75 yards and also led K-State with six catches for 68 yards.

Even after its troubles, K-State had a chance to win the game. K-State had fourth-and-7 from its 43-yard line, but Johnson saw his pass across the middle to Brown fall incomplete with 1:00 to go, effectively ending the game and extending the Wildcats' woes.

Arizona led 17-3 at halftime while outgaining K-State 257 to 44 in the first two quarters. K-State's lone score in the first half was a career-long 51-yard field goal by Luis Rodriguez with 7:42 left in the first quarter, which marked the first score by either team.

But Fifita scored touchdowns on runs of 15 and 2 yards, and Michael Salgado-Medina hit a 31-yard field goal, as Arizona had its way in the first two quarters. About the only thing that didn't go right for Arizona came when Salgado-Medina missed a 62-yard field goal to end the first half.

Faced with a halftime deficit, Brown and K-State seemingly sprang to life in the third quarter. On the first play from scrimmage, Brown took the football out of the Wildcat formation and dashed 75 yards down the right side for a touchdown to draw K-State to 17-10 just 13 seconds into the second half.

After K-State held Arizona to a three-and-out for the first time in the game, the K-State special teams came alive. Punter Salgado-Medina dropped a snap, and K-State's Garrett Harstad blocked a punt as K-State took over at the Arizona 13-yard line. It was the eighth-straight season the Wildcats have blocked a punt, the longest streak in the nation.

Johnson threaded the ball down the middle to Brown to the 1, and two plays later Johnson punched the ball into the end zone for a 17-17 tie.

Then Qua Moss leaped in front of Keyan Burnett to intercept a halfback pass from Javin Whatley, and K-State had a chance to take the lead. It marked the first K-State defensive interception this season and the first interception by the Arizona offense this season.

However, K-State went three-and-out and Arizona started its possession at the K-State 46 and drove for a Salgado-Medina 31-yard field goal and a 20-17 lead with 2:40 left in the third quarter.

On Arizona's next drive, Fifita methodically took Arizona down the field on a 7:30 drive before Damian Ilalio and Travis Bates sacked him and forced another Salgado-Medina 41-yard field goal. That gave Arizona a 23-17 lead with 4:25 to go.

K-State was unable to answer. Facing fourth-and-3 at the K-State 32-yard line, with 2:31 left, Johnson saw his pass fly off Brown's hands on a slant route, giving the ball back to Arizona.

SCORING SUMMARY

| Team | Qtr/Time | Scoring Play | Conversion | Plays-Yds-TOP | Score |
|------|-----------|---------------------------------|---------------------|---------------|-------|
| KS | 1st/7:42 | Rodriguez 51 yd field goal | | 4-10-1:27 | 3-0 |
| UA | 1st/5:01 | Fifita 15 yd run | Salgado-Medina kick | 5-75-2:41 | 3-7 |
| UA | 2nd/10:28 | Salgado-Medina 31 yd field goal | | 9-49-3:46 | 3-10 |
| UA | 2nd/3:42 | Fifita 2 yd run | Salgado-Medina kick | 10-72-5:15 | 3-17 |
| KS | 3rd/14:47 | Brown 75 yd run | Rodriguez kick | 1-75-0:13 | 10-17 |
| KS | 3rd/10:36 | Johnson 1 yd run | Rodriguez kick | 5-13-2:35 | 17-17 |
| UA | 3rd/2:40 | Salgado-Medina 31 yd field goal | | 11-33-5:21 | 17-20 |
| UA | 4th/4:25 | Salgado-Medina 41 yd field goal | | 14-58-7:30 | 17-23 |

STATISTICAL LEADERS

► Kansas State

| Rushing | Att | Yds | TD | Lg | Avg |
|------------|-----|-----|----|----|------|
| Brown | 1 | 75 | 1 | 75 | 75.0 |
| Martin Jr. | 5 | 17 | 0 | 5 | 3.4 |
| Price | 7 | 16 | 0 | 12 | 2.3 |
| Edwards | 4 | 13 | 0 | 11 | 3.2 |
| Johnson | 7 | -16 | 1 | 8 | -2.3 |

| Passing | C-A-I | Yds | TD | Lg | Sack |
|---------|---------|-----|----|----|------|
| Johnson | 13-29-0 | 88 | 0 | 31 | 1 |

| Receiving | Rec | Yds | TD | Lg |
|-----------|-----|-----|----|----|
| Brown | 6 | 68 | 0 | 31 |
| Oakley | 4 | 6 | 0 | 4 |
| Tibbs | 1 | 6 | 0 | 6 |
| Swanson | 1 | 5 | 0 | 5 |
| Davis | 1 | 3 | 0 | 3 |

► Arizona

| Rushing | Att | Yds | TD | Lg | Avg |
|---------|-----|-----|----|----|-----|
| Mahdi | 22 | 189 | 0 | 60 | 8.6 |
| Fifita | 15 | 48 | 2 | 15 | 3.2 |
| Craig | 3 | 9 | 0 | 4 | 3.0 |

| Passing | C-A-I | Yds | TD | Lg | Sack |
|---------|---------|-----|----|----|------|
| Fifita | 16-33-0 | 178 | 0 | 27 | 2 |
| Whatley | 0-1-1 | 0 | 0 | 0 | 0 |

| Receiving | Rec | Yds | TD | Lg |
|-----------|-----|-----|----|----|
| Whatley | 5 | 31 | 0 | 11 |
| Hunter | 3 | 37 | 0 | 18 |
| Mahdi | 2 | 32 | 0 | 27 |
| Olson | 2 | 22 | 0 | 13 |
| Phelps | 2 | 13 | 0 | 8 |
| Wysong | 1 | 27 | 0 | 27 |
| Spivey | 1 | 16 | 0 | 16 |



THE LAST TIME...

SCORING

All Games

| | |
|--------------------------------|--------------------------------------|
| Scored 40 or more points | 44, vs. Rutgers (12/26/2024) |
| Scored 50 or more points | 59, vs. Baylor (11/11/2023) |
| Scored 60 or more points | 63, vs. Florida Atlantic (9/17/2016) |
| Scored 70 or more points | 76, vs. Ball State (9/16/2000) |

| | |
|--|---|
| Was held to 10 or fewer points | 9, at BYU (9/21/2024) |
| Was held to 7 or fewer points | 0, at Iowa State (11/21/2020) |
| Was shut out | at Iowa State (11/21/2020) |
| Was shut out in a half | 1st half, vs. Arizona State (11/16/2024) |
| Was shut out in back-to-back games | at Kansas, 0-28 and vs. Nebraska, 0-12 (1975) |

| | |
|--------------------------------------|--|
| Allowed 40 or more points | 41, vs. Rutgers (12/26/2024) |
| Allowed 50 or more points | 69, vs. Texas (12/5/2020) |
| Allowed 60 or more points | 69, vs. Texas (12/5/2020) |
| Allowed 70 or more points | 73, at Nebraska (11/10/2007) |
| Allowed a safety | at Iowa State (10/29/2016) |
| Allowed a two-point conversion | Nicco Marchiol to Kole Taylor, at West Virginia (10/19/2024) |

| | |
|--|---|
| Held an opponent to 10 or fewer points | 7, vs. Arizona (9/13/2024) |
| Held an opponent to 7 or fewer points | 7, vs. Arizona (9/13/2024) |
| Shut out an opponent | vs. Houston (10/28/2023) |
| Shut out an opponent in a half | 2nd Half vs. Arizona (9/13/2024) |
| Back-to-back shutouts | vs. Akron, 67-0; vs. N. Illinois, 44-0; vs. Missouri, 30-0 (1995) |

| | |
|--|---|
| Largest deficit overcome for a win | 21 points at #3 Oklahoma, 14-35 in 3rd quarter (9/26/2020) vs. Iowa State, 14-35 in 3rd quarter (11/21/2015) at Missouri, 0-21 in 2nd quarter (11/6/2004) vs. Oklahoma State, 0-21 in 2nd quarter (10/23/1999) vs. Iowa State, 7-28 in 3rd quarter (9/25/1999) |
| Overtime game | at Texas; L, 30-33 (11/4/2023) |
| Come-from-behind win (trailing in 4th Q) | at Iowa State, [7-9], won 10-9 (10/8/2022) |

Home Games

| | |
|--------------------------------|--------------------------------------|
| Scored 40 or more points | 41, vs. Cincinnati (11/23/2024) |
| Scored 50 or more points | 59, vs. Baylor (11/11/2023) |
| Scored 60 or more points | 63, vs. Florida Atlantic (9/17/2016) |
| Scored 70 or more points | 76, vs. Ball State (9/16/2000) |

| | |
|---|--|
| Was held to 10 or fewer points | 10, vs. Tulane (9/17/2022) |
| Was held to 7 or fewer points | 6, vs. TCU (10/14/2017) |
| Was shutout | vs. Oklahoma (10/17/2015) |
| Was shut out in a half | 1st half, vs. Arizona State (11/16/2024) |
| Was shutout in back-to-back games | vs. Nebraska, 0-41 and vs. Oklahoma, 0-27 (1965) |

| | |
|---------------------------------|---------------------------------|
| Allowed 40 or more points | 42, vs. Iowa State (11/25/2023) |
| Allowed 50 or more points | 69, vs. Texas (12/5/2020) |
| Allowed 60 or more points | 69, vs. Texas (12/5/2020) |
| Allowed 70 or more points | 75, vs. Oklahoma (10/23/1971) |

| | |
|--|---|
| Held an opponent to 10 or fewer points | 7, vs. Arizona (9/13/2024) |
| Held an opponent to 7 or fewer points | 7, vs. Arizona (9/13/2024) |
| Shut out an opponent | vs. Houston (10/28/2023) |
| Shut out an opponent in a half | 2nd Half vs. Arizona (9/13/2024) |
| Back-to-back shutouts | vs. Akron, 67-0; vs. N. Illinois, 44-0; vs. Missouri, 30-0 (1995) |

Away/Neutral Games

| | |
|--------------------------------|-----------------------------------|
| Scored 40 or more points | 44, vs. Rutgers (12/26/2024) |
| Scored 50 or more points | 55, at West Virginia (10/20/2012) |
| Scored 60 or more points | 64, at Kansas (11/2/2002) |
| Scored 70 or more points | 75, at Drury (10/17/1910) |

| | |
|--|---------------------------------------|
| Was held to 10 or fewer points | 9, at BYU (9/21/2024) |
| Was held to 7 or fewer points | 0, at Iowa State (11/21/2020) |
| Was shut out | at Iowa State (11/21/1920) |
| Was shut out in a half | 2nd half, at TCU (10/22/2022) |
| Was shut out in back-to-back games | at LSU, 0-21 and at Tulsa, 0-3 (1980) |

| | |
|---------------------------------|--------------------------------|
| Allowed 40 or more points | 41, vs. Rutgers (12/26/2024) |
| Allowed 50 or more points | 51, at Oklahoma (10/27/2018) |
| Allowed 60 or more points | 66, at Texas Tech (10/10/2009) |
| Allowed 70 or more points | 73, at Nebraska (11/10/2007) |

| | |
|--|--|
| Held an opponent to 10 or fewer points | 3, at Baylor (11/12/2022) |
| Held an opponent to 7 or fewer points | 3, at Baylor (11/12/2022) |
| Shut out an opponent | at Iowa State (11/8/2003) |
| Shut out an opponent in a half | 2nd Half, at Baylor (11/12/2021) |
| Back-to-back shutouts | at Kansas, 64-0 and at Missouri, 38-0 (2002) |

vs. AP TOP-25 OPPONENTS

| | |
|---|--|
| Defeated a ranked opponent | vs. #20 Oklahoma State, 42-20 (9/28/2024) |
| Defeated a ranked opponent at home | vs. #20 Oklahoma State, 42-20 (9/28/2024) |
| Defeated a ranked opponent on the road/neutral site | vs. #19 NC State, 28-19 (12/28/2023) |
| Defeated a ranked opponent in consec. chances | at #25 Kansas (2023), vs. #19 NC State (2023), vs. #20 Arizona (9/13/2024) and vs. #20 Oklahoma State (9/28/24) |
| Defeated a ranked opponent in 3 consec. chances | at #25 Kansas (2023), vs. #19 NC State (2023), vs. #20 Arizona (9/13/2024) and vs. #20 Oklahoma State (9/28/24) |

| | |
|--|---------------------------------------|
| Lost to a ranked opponent | vs. #22 Iowa State, 24-21 (8/23/2025) |
| Lost to a ranked opponent at home | vs. #11 Baylor, 20-10 (11/20/2021) |
| Lost to a ranked opponent on the road/neutral site | vs. #22 Iowa State, 24-21 (8/23/2025) |

K-STATE TEAM OFFENSE

Total Offense

| | |
|---|---|
| Had 400 yards or more total offense | 461 (143 rush/318 pass), vs. North Dakota (8/30/2025) |
| Had 500 yards or more total offense | 542 (347 rush/195 pass), vs. Rutgers (12/26/2024) |
| Had 600 yards or more total offense | 658 (305 rush/353 pass), vs. North Texas (9/24/2005) |

| | |
|---|--|
| Consec. gms. with 500-plus yards of offense | 573, vs. Nicholls and 521, vs. Bowling Green (2019) |
| Four consec. gms with 500-plus yards of offense | 573 vs. Iowa State; 566 at Kansas; 518 at Baylor; 512 vs. Nebraska (1998) |

| | |
|--|--|
| Was held to 300 or fewer yards total offense | 193 (105 rush/88 pass), at Arizona (9/12/2025) |
| Was held to 200 or fewer yards total offense | 193 (105 rush/88 pass), at Arizona (9/12/2025) |
| Was held to 100 or fewer yards total offense | 86 (25 rush/61 pass), vs. NU (10/5/1996) |

Rushing Yards

| | |
|-------------------------------------|--------------------------------|
| Had 250 or more rushing yards | 347, vs. Rutgers (12/26/2024) |
| Had 300 or more rushing yards | 347, vs. Rutgers (12/26/2024) |
| Had 400 or more rushing yards | 415, vs. Nebraska (11/16/2002) |

| | |
|--|---------------------------------|
| Was held to 100 or fewer rushing yards | 74, vs. Army (9/6/2025) |
| Was held to 50 or fewer rushing yards | 30, at Texas (11/4/2023) |
| Was held to negative rushing yards | -12, vs. Texas Tech (8/31/1996) |

Rushing Touchdowns

| | |
|--|-------------------------------|
| Had 3 or more rushing touchdowns | 3, vs. Rutgers (12/26/2024) |
| Had 4 or more rushing touchdowns | 5, at Texas Tech (10/14/2023) |
| Had 5 or more rushing touchdowns | 5, at Texas Tech (10/14/2023) |

| | |
|---|--|
| Was held without a rushing touchdown | at Iowa State (11/30/2024) |
| Was held without a rushing touchdown in consec. games | vs. South Dakota and Mississippi State (2018) |

Passing Yards

| | |
|-------------------------------------|------------------------------------|
| Had 350 or more passing yards | 360, vs. SEMO (9/2/2023) |
| Had 400 or more passing yards | 400, at West Virginia (11/20/2014) |
| Had 450 or more passing yards | 486, vs. Oklahoma (10/25/2008) |

| | |
|--|----------------------------|
| Was held to 200 or fewer passing yards | 88, at Arizona (9/12/2025) |
| Was held to 150 or fewer passing yards | 88, at Arizona (9/12/2025) |
| Was held to 100 or fewer passing yards | 88, at Arizona (9/12/2025) |



Passing Touchdowns

Had 3 or more passing touchdowns **3, vs. North Dakota (8/30/2025)**
 Had 4 or more passing touchdowns 4, vs. Baylor (11/11/2023)

Was held without a passing touchdown

..... **at Arizona (9/12/2025)**
 Was held without a passing TD in consec. games vs. South Dakota and Missouri (2022)

First Downs

Had 25 or more first downs 32 (13r/14p/5pn), vs. Iowa State (11/25/2023)
 Had 30 or more first downs 32 (13r/14p/5pn), vs. Iowa State (11/25/2023)
 Had 35 or more first downs 37 (21r/12p/4pn), vs. Iowa State (10/24/1998)

Had 15 or fewer first downs

..... **8, at Arizona (9/12/2025)**
Had 10 or fewer first downs **8, at Arizona (9/12/2025)**

Had 5 or fewer first downs 3, at Colorado (10/24/1992)

Turnovers

Lost 3 or more fumbles 3, at Mississippi State (9/14/2019)
 Lost 4 or more fumbles 4, vs. Eastern Kentucky (9/3/2011)
 Lost 5 or more fumbles 5, vs. USC (9/21/2002)

Threw 3 or more interceptions 3, at Oklahoma State (10/6/2023)
 Threw 4 or more interceptions 4, vs. Purdue (12/29/1998)
 Threw 5 or more interceptions 5, vs. Iowa (9/10/1988)

Did not throw an interception

..... **at Arizona (9/12/2025)**

Did not throw an INT in consec. games

..... **2, vs. Iowa State (8/23/2025)**

..... **and vs. North Dakota (8/30/2025)**

Committed 5 or more turnovers 5, at Oklahoma State (10/5/2013)
 Committed 6 or more turnovers 6, at Kansas (11/18/2006)

Did not commit a turnover vs. Cincinnati (11/23/2024)

Did not commit a turnover in consec. games 2, at Tulane (9/7/2024)
 and vs. Arizona (9/13/2024)

Time of Possession

Had 35:00 or more time of possession 35:00, at Colorado (10/12/2024)
 Had 36:00 or more time of possession 42:12, vs. Iowa State (11/25/2023)
 Had 37:00 or more time of possession 42:12, vs. Iowa State (11/25/2023)
 Had 38:00 or more time of possession 42:12, vs. Iowa State (11/25/2023)
 Had 39:00 or more time of possession 42:12, vs. Iowa State (11/25/2023)
 Had 40:00 or more time of possession 42:12, vs. Iowa State (11/25/2023)

Had 23:00 or less of time of possession

..... **19:31, vs. Army (9/6/2025)**

Had 22:00 or less of time of possession

..... **19:31, vs. Army (9/6/2025)**

Had 21:00 or less of time of possession

..... **19:31, vs. Army (9/6/2025)**

Had 20:00 or less of time of possession

..... **19:31, vs. Army (9/6/2025)**

Penalties

Had 8 or more penalties 8, at Iowa State (11/30/2024)
 Had 10 or more penalties 12, at Texas Tech (10/23/2021)
 Had 12 or more penalties 12, at Texas Tech (10/23/2021)
 Had 15 or more penalties 16, vs. Missouri State (9/15/2007)

Had 5 or less penalties

..... **2, at Arizona (9/12/2025)**

Had 3 or less penalties

..... **2, at Arizona (9/12/2025)**

Did not commit a penalty 0, vs. UT Martin (8/31/2024)

Penalty Yards

Had 75 or more penalty yards 96 (9 pen.) at West Virginia (10/19/2024)
 Had 100 or more penalty yards 108 (13 pen.) at Oklahoma (9/26/2020)
 Had 125 or more penalty yards 129 (13 pen.) vs. South Dakota (9/1/2018)
 Had 150 or more penalty yards 162 (16 pen.) vs. Missouri State (9/15/2007)

Had 40 or less penalty yards

..... **30, at Arizona (9/12/2025)**

Had 20 or less penalty yards

..... **30, at Arizona (9/12/2025)**

Had 10 or less penalty yards 0, vs. UT Martin (8/31/2024)

Did not have any penalty yards 0, vs. UT Martin (8/31/2024)

K-STATE INDIVIDUAL RUSHING

Attempts

Had 25 or more rushing attempts 25, DJ Giddens at Colorado (10/12/2024)
 Had 30 or more rushing attempts 31, DJ Giddens vs. Iowa State (11/25/2023)
 Had 35 or more rushing attempts 35, Collin Klein vs. Texas A&M (11/12/2011)
 Had 40 or more rushing attempts 42, Darren Sproles vs. Western Kentucky (9/4/2004)

Yards

Rushed for 100 or more yards 196, Dylan Edwards vs. Rutgers (12/26/2024)
 Rushed for 150 or more yards 196, Dylan Edwards vs. Rutgers (12/26/2024)
 Rushed for 200 or more yards 207, DJ Giddens vs. UCF (9/23/2023)
 Rushed for 100 or more yards (QB) 110, Avery Johnson vs. Arizona (9/13/2024)
 Rushed for 150 or more yards (QB) 170, Jesse Ertz at TCU (12/3/2016)
 Had two 100-yard rushers 171, Adrian Martinez and 170, Deuce Vaughn vs. TTU (10/1/2022)

Consec. 100-yard rushing games 2, DJ Giddens
 133 vs. Arizona State (11/16/2024) and 143 vs. Cincinnati (11/23/24)

Consec. 150-yard rushing games 2, DJ Giddens
 187 vs. Oklahoma State (9/28/2024) and 182 at Colorado (10/13/24)

Consec. 175-yard rushing games 2, DJ Giddens
 187 vs. Oklahoma State (9/28/2024) and 182 at Colorado (10/13/24)

Consec. 200-yard rushing games 2, Darren Sproles
 273 vs. Missouri (11/22/2003) and 235 vs. Oklahoma (12/6/2003)

Had a run of 50 or more yards

..... **75 (TD), Jayce Brown at Arizona (9/12/2025)**

Had a run of 60 or more yards

..... **75 (TD), Jayce Brown at Arizona (9/12/2025)**

Had a run of 70 or more yards

..... **75 (TD), Jayce Brown at Arizona (9/12/2025)**

Had a run of 80 or more yards 88, Deuce Vaughn (TD) vs. Alabama (12/31/2022)

Had a run of 90 or more yards 95 (TD), John Hubert vs. Missouri State (9/1/2012)

Touchdowns

Rushed for 3 or more touchdowns 5, Avery Johnson at Texas Tech (10/14/2023)
 Rushed for 4 or more touchdowns 5, Avery Johnson at Texas Tech (10/14/2023)
 Rushed for 5 or more touchdowns 5, Avery Johnson at Texas Tech (10/14/2023)
 Had two players rush for two or more touchdowns 4, Alex Barnes and 2, Winston Dimel
 at Baylor (11/19/2016)

K-STATE INDIVIDUAL PASSING

Attempts

Had 30 or more pass attempts **43, Avery Johnson vs. North Dakota (8/30/2025)**

Had 35 or more pass attempts **43, Avery Johnson vs. North Dakota (8/30/2025)**

Had 40 or more pass attempts **43, Avery Johnson vs. North Dakota (8/30/2025)**

Had 45 or more pass attempts 48, Will Howard vs. Iowa State (11/25/2023)

Had 50 or more pass attempts 50, Collin Klein at Baylor (11/17/2012)

Completions

Had 20 or more pass completions **28, Avery Johnson vs. North Dakota (8/30/2025)**

Had 25 or more pass completions **28, Avery Johnson vs. North Dakota (8/30/2025)**

Had 30 or more pass completions 31, Jake Waters vs. UCLA (1/2/2015)

Had 35 or more pass completions 36, Josh Freeman at Oklahoma State (10/20/2007)

Yards

Threw for 250 or more yards **318, Avery Johnson vs. North Dakota (8/30/2025)**

Threw for 300 or more yards **318, Avery Johnson vs. North Dakota (8/30/2025)**

Threw for 350 or more yards 400, Jake Waters at West Virginia (11/20/2014)

Threw for 400 or more yards 400, Jake Waters at West Virginia (11/20/2014)

Consec. 200-yard passing games 2, Avery Johnson
 273 vs. Iowa State (8/23/2025) and 318 vs. North Dakota (8/30/2025)

Consec. 250-yard passing games 2, Avery Johnson
 273 vs. Iowa State (8/23/2025) and 318 vs. North Dakota (8/30/2025)

Consec. 300-yard passing games 2, Jake Waters
 300 at Baylor (12/6/2014) and 338 vs. UCLA (1/2/2015)



| | |
|--------------------------------------|---|
| Had a pass of 50 or more yards | 65 (TD), Avery Johnson vs. Iowa State (8/23/2025) |
| Had a pass of 60 or more yards | 65 (TD), Avery Johnson vs. Iowa State (8/23/2025) |
| Had a pass of 70 or more yards | 80, Will Howard vs. Kansas (11/26/2022) |
| Had a pass of 80 or more yards | 80, Will Howard vs. Kansas (11/26/2022) |
| Had a pass of 90 or more yards | 90 (TD), Jake Waters vs. Oklahoma (11/23/2013) |

Touchdowns

| | |
|-------------------------------------|---|
| Threw 2 or more touchdowns | 3, Avery Johnson vs. North Dakota (8/30/2025) |
| Threw 3 or more touchdowns | 3, Avery Johnson vs. North Dakota (8/30/2025) |
| Threw 4 or more touchdowns | 4, Will Howard at Texas (11/4/2023) |
| Non-QB threw a touchdown pass | Treshaun Ward (RB) vs. SEMO (9/2/2013) |

Interceptions

| | |
|-------------------------------------|--|
| Threw 3 or more interceptions | 3, Will Howard at Oklahoma State (10/6/2023) |
| Threw 4 or more interceptions | 4, Michael Bishop vs. Purdue (12/29/1998) |
| Threw 5 or more interceptions | 5, Carl Straw vs. Iowa (9/10/1988) |

K-STATE INDIVIDUAL RECEIVING

Receptions

| | |
|---------------------------------|--|
| Had 8 or more receptions | 12, Jayce Brown vs. North Dakota (8/30/2025) |
| Had 10 or more receptions | 12, Jayce Brown vs. North Dakota (8/30/2025) |
| Had 12 or more receptions | 12, Jayce Brown vs. North Dakota (8/30/2025) |
| Had 14 or more receptions | 14, Tyler Lockett at Baylor (12/6/2014) |

Yards

| | |
|---------------------------------------|--|
| Had 100 or more receiving yards | 109, Jayce Brown vs. North Dakota (8/30/2025) |
| Had 125 or more receiving yards | 136, Ben Sinnott vs. Iowa State (11/25/2023) |
| Had 150 or more receiving yards | 166, Byron Pringle at Oklahoma State (11/18/2017) |
| Had 175 or more receiving yards | 196, Tyler Lockett at West Virginia (11/20/2014) |
| Had 200 or more receiving yards | 278, Tyler Lockett vs. Oklahoma (11/23/2013) |
| Had two 100-yard receivers | 119, RJ Garcia II/100, Ben Sinnott vs. SEMO (9/2/2023) |

| | |
|--|--|
| Consec. 100-yard receiving games | 2, Isaiah Zuber 144 vs. UTSA (9/15/2018) and 133 at West Virginia (9/22/2018) |
| Consec. 125-yard receiving games | 2, Isaiah Zuber 144 vs. UTSA (9/15/2018) and 133 at West Virginia (9/22/2018) |
| Consec. 150-yard receiving games | 2, Tyler Lockett 158 at Baylor (12/6/2014) and 164 vs. UCLA (1/2/2015) |
| Consec. 175-yard rushing games | 2, Tyler Lockett 196 at TCU (11/8/2014) and 196 at West Virginia (11/20/2014) |

| | |
|---|--|
| Had a reception of 50 or more yards | 65 (TD), Jerand Bradley vs. Iowa State (8/23/2025) |
| Had a reception of 60 or more yards | 65 (TD), Jerand Bradley vs. Iowa State (8/23/2025) |
| Had a reception of 70 or more yards | 80, Deuce Vaughn vs. Kansas (11/26/2022) |
| Had a reception of 80 or more yards | 80, Deuce Vaughn vs. Kansas (11/26/2022) |
| Had a reception of 90 or more yards | 90 (TD), Tyler Lockett vs. Oklahoma (11/23/2013) |

Touchdowns

| | |
|---|--|
| Had 2 or more touchdown receptions | 2, Jayce Brown at Iowa State (11/30/2024) |
| Had 3 or more touchdown receptions | 3, Byron Pringle at Oklahoma State (11/18/2017) |
| Had two players with 2 or more touchdown receptions | 2, Tyler Lockett and 2, Curry Sexton vs. Texas Tech (10/4/2014) |

K-STATE MISCELLANEOUS OFFENSE

| | |
|---|--|
| Have two 100-yard rushers and a 100-yard receiver | Jesse Ertz (170 rush), Justin Silmon (133 rush) and Byron Pringle (126 rec) at TCU (12/3/2016) |
| Have a 100-yard rusher and two 100-yard receivers | DJ Giddens (128 rush), RJ Garcia II (119 rec) and Ben Sinnott (100 rec) vs. SEMO (9/2/2023) |
| Have a 100-yard rusher, 100-yard receiver and 300-yard passer | James Johnson (129 rush) Jordy Nelson (125 rec), Deon Murphy (106 rec) and Josh Freeman (320 pass) at NU (11/10/2007) |
| Have a player with 300 yards passing and 100 yards rushing | Michael Bishop (341 pass/101 rush) vs. Texas A&M (12/5/1998) |
| Have a player with 100 yards passing and rushing | Avery Johnson (110 rush/156 pass) vs. Arizona (9/13/2024) |

| | |
|---|---|
| Have a player with 300 or more yards of total offense | 361, Avery Johnson (318 pass/43 rush) vs. North Dakota (8/30/2025) |
| Have a player with 400 or more yards of total offense | 413, Jake Waters (400 pass/13 rush) at West Virginia (11/20/2014) |

| | |
|---|---|
| Have a player with 300 or more all-purpose yards | 321, Tyler Lockett (196 rec/66 pr/59 kr) at West Virginia (11/20/2014) |
| Have a player with 6 or more touchdowns responsible for | 7, Collin Klein (3 pass/4 rush) at West Virginia (10/20/2012) |
| Have a player with 4 or more touchdowns scored | 5, Avery Johnson (5 rush) at Texas Tech (10/14/2023) |

Game-winning TD with less than 1:00 ... 0:42, A. Johnson to J. Jackson vs. N. Dakota (8/30/2025)

| | |
|--|--|
| Game-winning TD in overtime | Byron Pringle at Texas Tech (11/4/2017) |
| Walk-off TD in overtime | Collin Klein vs. Texas A&M (11/12/2011) |
| Two-point Conversion | Jaron Tibbs vs. Army (9/6/2025) |
| TD on an offensive fumble recovery | Tramaine Thompson (0 yds) vs. Texas A&M (11/12/2011) |

K-STATE TEAM DEFENSE

Total Defense

| | |
|--------------------------------------|--|
| Allow 250 or fewer total yards | 232 (121 rush/111 pass), at Houston (11/2/2024) |
| Allow 200 or fewer total yards | 134 (36 rush/98 pass), vs. UT Martin (8/31/2024) |
| Allow 150 or fewer total yards | 134 (36 rush/98 pass), vs. UT Martin (8/31/2024) |
| Allow 100 or fewer total yards | 53 (46 rush/5 pass), vs. Ball State (9/16/2000) |

| | |
|-------------------------------------|---|
| Allow 450 or more total yards | 490 (126 rush/364 pass), vs. Oklahoma State (9/28/2024) |
| Allow 500 or more total yards | 550 (220 rush/330 pass), at Oklahoma (9/24/2022) |
| Allow 550 or more total yards | 550 (220 rush/330 pass), at Oklahoma (9/24/2022) |
| Allow 600 or more total yards | 608 (334 rush/274 pass), vs. Texas (12/5/2020) |

Rushing Defense

| | |
|--|-------------------------------|
| Allowed 100 or fewer rushing yards | -29, at Colorado (10/12/2024) |
| Allowed 50 or fewer rushing yards | -29, at Colorado (10/12/2024) |
| Allowed 10 or fewer rushing yards | -29, at Colorado (10/12/2024) |
| Allowed negative rushing yards | -29, at Colorado (10/12/2024) |

| | |
|---|------------------------------------|
| Allowed 250 or more rushing yards | 258, vs. Iowa State (11/25/2023) |
| Allowed 300 or more rushing yards | 334, vs. Texas (12/5/2020) |
| Allowed 350 or more rushing yards | 373, at Oklahoma State (9/28/2019) |
| Allowed 400 or more rushing yards | 451 vs. Nebraska (10/7/2010) |

Rushing Touchdown Defense

| | |
|--|--|
| Did not allow a rushing touchdown | vs. Cincinnati (11/23/2024) |
| Did not allow a rushing touchdown in consec. games | 2, vs. Arizona State (11/16/2024) and vs. Cincinnati (11/23/2024) |

Allowed 3 or more rushing touchdowns

| | |
|--|---------------------------------|
| Allowed 3 or more rushing touchdowns | 4, vs. North Dakota (8/30/2025) |
| Allowed 4 or more rushing touchdowns | 4, vs. North Dakota (8/30/2025) |
| Allowed 5 or more rushing touchdowns | 7, vs. Texas (12/5/2020) |

Passing Defense

| | |
|--|-------------------------------|
| Allowed 200 or fewer passing yards | 178, at Arizona (9/12/2025) |
| Allowed 100 or fewer passing yards | 95, vs. Army (9/6/2025) |
| Allowed 50 or fewer passing yards | 5, vs. Ball State (9/16/2000) |

| | |
|---|-------------------------------------|
| Allowed 350 or more passing yards | 388, at Colorado (10/12/2024) |
| Allowed 400 or more passing yards | 425, at Oklahoma State (11/18/2017) |
| Allowed 450 or more passing yards | 457, vs. Oklahoma State (11/5/2016) |

Passing Touchdown Defense

| | |
|--|--|
| Did not allow a passing touchdown | at Arizona (9/12/2025) |
| Did not allow a passing touchdown in consec. games | vs. NC State (12/28/2023) and vs. UT Martin (8/31/2024) |

| | |
|--|-----------------------------------|
| Allowed 3 or more passing touchdowns | 3, vs. Arizona State (11/16/2024) |
| Allowed 4 or more passing touchdowns | 4, vs. Baylor (11/11/2023) |
| Allowed 5 or more passing touchdowns | 5, vs. Alabama (12/31/2022) |



Tackles for Loss

| | |
|-------------------------------|----------------------------------|
| Recorded 8 or more TFLs..... | 10, vs. North Dakota (8/30/2025) |
| Recorded 10 or more TFLs..... | 10, vs. North Dakota (8/30/2025) |
| Recorded 11 or more TFLs..... | 11, at Tulane (9/7/2024) |
| Recorded 12 or more TFLs..... | 13, at Baylor (11/28/2020) |
| Recorded 13 or more TFLs..... | 13, at Baylor (11/28/2020) |
| Recorded 14 or more TFLs..... | 14, vs. Baylor (11/1/2003) |
| Did not have a TFL..... | at Iowa State (10/13/2012) |

Sacks

| | |
|-------------------------------|-------------------------------|
| Recorded 4 or more sacks..... | 4, vs. Iowa State (8/23/2025) |
| Recorded 6 or more sacks..... | 6, at Colorado (10/12/2024) |
| Recorded 7 or more sacks..... | 7, at Baylor (11/28/2020) |
| Recorded 8 or more sacks..... | 8, vs. Baylor (11/1/2003) |
| Recorded 9 or more sacks..... | 9, at Kansas (10/7/2000) |
| Did not have a sack..... | vs. Army (9/6/2025) |

Forced Turnovers

| | |
|----------------------------------|--------------------------------|
| Recovered 3 or more fumbles..... | 3, vs. Houston (11/11/2023) |
| Recovered 4 or more fumbles..... | 4, vs. Iowa State (11/21/2015) |
| Recovered 5 or more fumbles..... | 5, at Kansas (11/2/2002) |

| | |
|--|-------------------------------|
| Intercepted 3 or more interceptions..... | 3, at Texas Tech (10/14/2023) |
| Intercepted 4 or more interceptions..... | 4, vs. Missouri (9/10/2022) |
| Intercepted 5 or more interceptions..... | 5, vs. Texas (11/6/2010) |

| | |
|---------------------------------|---------------------------|
| Forced 5 or more turnovers..... | 6, at Kansas (11/30/2013) |
| Forced 6 or more turnovers..... | 6, at Kansas (11/30/2013) |

First Downs Allowed

| | |
|--------------------------------------|---------------------------------|
| Allowed 15 or fewer first downs..... | 10, at Houston (11/2/2024) |
| Allowed 10 or fewer first downs..... | 10, at Houston (11/2/2024) |
| Allowed 5 or fewer first downs..... | 5, vs. Bowling Green (9/7/2019) |

| | |
|-------------------------------------|---|
| Allowed 25 or more first downs..... | 25 (7r/15p/3pn), vs. Oklahoma State (9/28/2024) |
| Allowed 30 or more first downs..... | 32 (15r/15p/2pn), at Oklahoma (10/27/2018) |
| Allowed 35 or more first downs..... | 38 (17r/19p/2pn), at Baylor (10/6/2018) |

Team Defensive Miscellaneous

| | |
|---|---------------------------------------|
| Scored a safety..... | vs. Kansas (10/26/2024) |
| Scored two safeties..... | at Nebraska (11/12/2005) |
| Scored two safeties in one quarter..... | at Nebraska; 3rd quarter (11/12/2005) |

K-STATE INDIVIDUAL DEFENSE

Tackles

| | |
|-----------------------------|--|
| Had 10 or more tackles..... | 11, VJ Payne and Des Purnell at Arizona (9/12/2025) |
| Had 12 or more tackles..... | 12, VJ Payne and Austin Romaine at Iowa State (11/30/2024) |
| Had 13 or more tackles..... | 13, Daniel Green at Baylor (11/28/2020) |
| Had 14 or more tackles..... | 14, D.J. Reed at Iowa State (10/29/2016) |
| Had 15 or more tackles..... | 17, Charmeachelle Moore vs. West Virginia (12/5/2015) |

Tackles for Loss

| | |
|-------------------------------------|---|
| Had 3 or more tackles for loss..... | 3.0, Khalid Duke vs. Troy (9/9/2023) |
| Had 4 or more tackles for loss..... | 4.0, Felix Anudike-Uzomah vs. TCU (10/30/2021) |
| Had 5 or more tackles for loss..... | 5.0, Ian Campbell vs. Illinois State (9/2/2006) |

Sacks

| | |
|--------------------------|--|
| Had 2 or more sacks..... | 2.0, Cody Stufflebean vs. North Dakota (8/30/2025) |
| Had 3 or more sacks..... | 3.0, Brendan Mott at West Virginia (11/19/2022) |
| Had 4 or more sacks..... | 4.0, Felix Anudike-Uzomah vs. TCU (10/30/2021) |

Interceptions

| | |
|-----------------------------------|---|
| Intercepted 2 or more passes..... | 2, Jacob Parrish at Texas (11/4/2023) |
| Intercepted 3 or more passes..... | 3, Allen Chapman vs. Oklahoma State (11/3/2012) |
| Intercepted 4 or more passes..... | 4, Jaime Mendez vs. Temple (9/26/1992) |

Pass Breakups

| | |
|----------------------------------|--|
| Had 3 or more pass breakups..... | 3, Jacob Parrish vs. Cincinnati (11/23/2024) |
| Had 4 or more pass breakups..... | 4, Justin Gardner at TCU (10/10/2020) |
| Had 5 or more pass breakups..... | 6, Terence Newman at Oklahoma (9/29/2001) |

Fumbles

| | |
|----------------------------------|--|
| Forced 2 or more fumbles..... | 2, Felix Anudike-Uzomah vs. TCU (10/30/2021) |
| Recovered 2 or more fumbles..... | 2, Ian Campbell vs. Baylor (10/27/2007) |

Scoring

| | |
|------------------------------------|--|
| TD on an interception return..... | Marques Sigle (43 yards) at West Virginia (10/19/2024) |
| TD on a fumble return..... | Jack Fabris (60 yards) at Tulane (9/7/2024) |
| Safety via tackle in end zone..... | Damian Ilalio vs. Kansas (10/26/2024) |

K-STATE INDIVIDUAL SPECIAL TEAMS

Kickoff Returns

| | |
|--------------------------------|---|
| Had 150 or more KOR yards..... | 152, D.J. Reed at Kansas (10/28/2017) |
| Had 200 or more KOR yards..... | 201, Morgan Burns vs. West Virginia (12/5/2015) |

TD on a kickoff return.....Bryce Noernberg (99 yds) vs. Army (9/6/2025)

| | |
|--|--|
| Had 2 or more KOR touchdowns..... | 2, Brandon Banks (91 and 92 yds) vs. Tenn. Tech (9/26/2009) |
| Had KOR touchdowns in consec. games..... | 2, Malik Knowles (99 yds) at Oklahoma State and (93 yds) vs. Oklahoma (2021) |
| Had a KOR touchdown to open a game..... | Joshua Youngblood (93 yds) vs. Iowa State (11/30/2019) |

Punt Returns

| | |
|--|---|
| Had 75 or more punt return yards..... | 76, Phillip Brooks vs. Missouri (9/10/2022) |
| Had 100 or more punt return yards..... | 189, Phillip Brooks vs. Kansas (10/24/2020) |
| Had 125 or more punt return yards..... | 189, Phillip Brooks vs. Kansas (10/24/2020) |
| Had 150 or more punt return yards..... | 189, Phillip Brooks vs. Kansas (10/24/2020) |

| | |
|---|--|
| TD on a punt return..... | Dylan Edwards (71 yds) vs. Arizona (9/13/2024) |
| 2 TDs on a punt returns..... | Phillip Brooks (55 yds and 52 yds) vs. Kansas (10/24/2020) |
| Had punt return TDs in consec. games..... | 2, Aaron Lockett (69 yds) vs. Louisiana Tech and (84 yds) vs. Ball State (2000) |
| Had punt return TDs in 3 consec. games..... | 3, David Allen (63 yds) vs. Indiana State; (69 yds) vs. Northern Illinois; (93 yds) vs. Texas (1998) |

Field Goals/PATs

| | |
|--|---|
| Had 3 or more field goals..... | 3, Chris Tennant at BYU (9/21/2024) |
| Had 4 or more field goals..... | 4, Blake Lynch vs. Texas Tech (11/17/2018) |
| Had 5 or more field goals..... | 5, Jamie Rheem at Texas (10/2/1999) |
| Game-winning FG with less than one minute..... | OT (31 yds), Ty Zentner vs. TCU (12/3/2022) |

Made a 47-yd FG or longer.....51, Luis Rodriguez at Arizona (9/12/2025)

Made a 48-yd FG or longer.....51, Luis Rodriguez at Arizona (9/12/2025)

Made a 49-yd FG or longer.....51, Luis Rodriguez at Arizona (9/12/2025)

Made a 50-yd FG or longer.....51, Luis Rodriguez at Arizona (9/12/2025)

Made a 51-yd FG or longer.....51, Luis Rodriguez at Arizona (9/12/2025)

Made a 52-yd FG or longer.....53, Ty Zentner at West Virginia (11/19/2022)

Made a 53-yd FG or longer.....53, Ty Zentner at West Virginia (11/19/2022)

Made a 54-yd FG or longer.....54, Matthew McCrane at Texas (10/7/2017)

Made a 55-yd FG or longer.....55, Jeff Snodgrass vs. North Texas (9/24/2005)

Made 5 or more PATs.....5, Luis Rodriguez vs. North Dakota (8/30/2025)

Made 6 or more PATs.....6, Chris Tennant at West Virginia (10/19/2024)

Made 7 or more PATs.....8, Chris Tennant vs. Baylor (11/11/2023)

Made 8 or more PATs.....8, Chris Tennant vs. Baylor (11/11/2023)

Blocked Kicks/Onside Kick

| | |
|----------------------------------|--|
| Blocked an extra point..... | Nate Matlack at Kansas (11/18/2023) |
| Blocked a field goal..... | Marques Sigle at Oklahoma State (10/6/2023) |
| Blocked a punt..... | Garrett Harstad at Arizona (9/12/2025) |
| Had 2 or more blocked kicks..... | 2, Raphael Guidry (2 FGs) at Texas Tech (10/15/2011) |
| TD on blocked field goal..... | Kip Daily (65 yds) at Oklahoma State (10/5/2013) |
| TD on blocked punt return..... | Colby McCalister (1 yd) vs. UT Martin (8/31/2024) |
| Defensive extra point..... | Keenan Garber (91-yd blocked XP return) at Kansas (11/18/2023) |
| Recovered an onside kick..... | Jayd Kirby at Stanford (9/2/2016) |



OPPONENT INDIVIDUAL RUSHING

Attempts

Had 25 or more rushing attempts 41, Cale Hellums, Army (9/6/2025)
Had 30 or more rushing attempts 41, Cale Hellums, Army (9/6/2025)

Yards

Rushed for 100 or more yards 189, Ismail Mahdi, Arizona (9/12/2025)
Rushed for 150 or more yards 189, Ismail Mahdi, Arizona (9/12/2025)
Rushed for 200 or more yards 276, Abu Sama, Iowa State (11/25/2023)
Had two 100-yard rushers 221, Kylin Hill and 159, Nick Fitzgerald, Miss. State (9/8/2018)

Had a run of 60 or more yards 60, Ismail Mahdi, Arizona (9/12/2025)
Had a run of 70 or more yards 77 (TD), Abu Sama, Iowa State (11/25/2023)
Had a run of 80 or more yards 84 (TD), Chuba Hubbard, Oklahoma State (9/28/2019)
Had a run of 90 or more yards 91 (TD), David Thompson, Oklahoma State (11/18/1995)

Touchdowns

Rushed for 3 or more touchdowns 3, Antwan Raymond, Rutgers (12/26/2024)
Rushed for 4 or more touchdowns 4, Taylor Martinez, Nebraska (10/7/2010)
Had two players rush for 2 or more TDs 3, Bijan Robinson and Roschon Johnson, Texas (12/5/2020)

OPPONENT INDIVIDUAL PASSING

Attempts

Had 30 or more pass attempts 33, Noah Fitita, Arizona (9/12/2025)
Had 40 or more pass attempts 40, Shedeur Sanders, Colorado (10/12/2024)
Had 45 or more pass attempts 50, Alan Bowman, Oklahoma State (9/28/2024)
Had 50 or more pass attempts 50, Alan Bowman, Oklahoma State (9/28/2024)

Completions

Had 20 or more pass completions 23, Jerry Kaminski, North Dakota (8/30/2025)
Had 25 or more pass completions 34, Shedeur Sanders, Colorado (10/12/2024)
Had 30 or more pass completions 34, Shedeur Sanders, Colorado (10/12/2024)
Had 40 or more pass completions 45, Patrick Mahomes, Texas Tech (10/8/2016)

Yards

Threw for 250 or more yards 275, Sam Leavitt, Arizona State (11/16/2024)
Threw for 300 or more yards 388, Shedeur Sanders, Colorado (10/12/2024)
Threw for 350 or more yards 388, Shedeur Sanders, Colorado (10/12/2024)
Threw for 400 or more yards 425, Mason Rudolph, Oklahoma State (11/18/2017)

Had a pass of 50 or more yards 60, Athan Kaliakmanis, Rutgers (12/26/2024)
Had a pass of 60 or more yards 60, Athan Kaliakmanis, Rutgers (12/26/2024)
Had a pass of 70 or more yards 77 (TD), Alan Bowman, Oklahoma State (9/28/2024)
Had a pass of 80 or more yards 82 (TD), Rocco Becht, Iowa State (11/25/2023)
Had a pass of 90 or more yards 95 (TD), Carter Stanley, Kansas (11/26/2016)

Touchdowns

Threw 3 or more touchdowns 3, Sam Leavitt, Arizona State (11/16/2024)
Threw 4 or more touchdowns 4, Blake Shapen, Baylor (11/11/2023)

OPPONENT INDIVIDUAL RECEIVING

Receptions

Had 8 or more receptions 8, Tony Johnson, Cincinnati (11/23/2024)
Had 10 or more receptions 12, Jordyn Tyson, Arizona State (11/16/2024)
Had 12 or more receptions 12, Jordyn Tyson, Arizona State (11/16/2024)
Had 14 or more receptions 15, Sterling Shepard, Oklahoma (10/18/2014)

Yards

Had 100 or more receiving yards 105, Ian Strong, Rutgers (12/26/2024)
Had 150 or more receiving yards 176, Jordyn Tyson, Arizona State (11/16/2024)
Had 200 or more receiving yards 233, Steven Sims, Kansas (10/28/2017)
Had two 100-yard receivers 110, Devin Duvernay/110, Collin Johnson, Texas (11/9/2019)

Touchdowns

Had 2 or more touchdown receptions 2, Tony Johnson, Cincinnati (11/23/2024)
Had 3 or more touchdown receptions 3, Sam James, West Virginia (11/19/2022)
Had 2 players with 2 or more TD catches Ka'Raun White (2) and David Sills V (2), WVU (11/11/2017)

OPPONENT INDIVIDUAL DEFENSE

Tackles

Had 10 or more tackles 11, Michael Batton, Houston (11/2/2024)
Had 12 or more tackles 15, Beau Freyler, Iowa State (11/25/2023)
Had 13 or more tackles 15, Beau Freyler, Iowa State (11/25/2023)
Had 14 or more tackles 15, Beau Freyler, Iowa State (11/25/2023)
Had 15 or more tackles 15, Beau Freyler, Iowa State (11/25/2023)

Tackles for Loss

Had 3 or more tackles for loss 4.0, Brian Branch, Alabama (12/31/2022)
Had 4 or more tackles for loss 4.0, Brian Branch, Alabama (12/31/2022)

Sacks

Had 2 or sacks 2.0, B.J. Green, Colorado (10/12/2024)
Had 3 or sacks 3.0, Gabe Hall, Baylor (11/20/2021)
Had 4 or sacks 4.0, Mike Mamula, Boston College (12/25/1994)

Interceptions/Pass Breakups

Intercepted 2 or more passes 2, Cameron Epps, Oklahoma State (10/6/2023)
Had 3 or more pass breakups 3, Genesis Smith, Arizona (9/12/2025)
Had 4 or more pass breakups 4, Myles Purchase, Iowa State (11/25/2023)

Fumbles

Forced 2 or more fumbles 2, Will McDonald, Iowa State (11/21/2020)
Recovered 2 or more fumbles 2, Jacques Smith, Missouri (11/13/2010)

Scoring

TD on an interception return Cameron Epps (35 yds), Oklahoma State (10/6/2023)
TD on a fumble return Tommy Prassas (30 yds), BYU (9/21/2024)
Safety via tackle in end zone Dee Winters, TCU (10/30/2021)

OPPONENT INDIVIDUAL SPECIAL TEAMS

Kickoff Returns

Had 125 or more KOR yards 152, Shaadie Clayton-Johnson, Tulane (9/7/2024)
Had 150 or more KOR yards 152, Shaadie Clayton-Johnson, Tulane (9/7/2024)
TD on a kickoff return Darryl Surgent (100 yds), Louisiana (9/7/2013)

Punt Returns

Had 75 or more punt return yards 90, Parker Kingston, BYU (9/21/2024)
Had 100 or more punt return yards 101, Josh Cameron, Baylor (11/11/2023)
TD on a punt return Parker Kingstron (90 yds), BYU (9/21/2024)

Field Goals

Had 3 or more field goals 3, Michael Salgado-Medina, Arizona (9/12/2025)
Had 4 or more field goals 4, Bert Auburn, Texas (11/4/2023)
Game-winning FG with less than one minute 0:00 (61 yds), Harrison Mevis, Missouri (9/16/2023)

Blocked Kicks/Onside Kick

Blocked an extra point Latrell McCutchin Sr., Houston (11/2/2024)
Blocked a field goal Darien Porter, Iowa State (11/30/2024)
Blocked a punt Jordan Sterns, Oklahoma State (11/1/2014)
TD on blocked punt return D.J. Adeoba (26 yds), Massachusetts (9/5/2009)
Defensive extra point Darrent Williams (85-yd blocked XP return), Oklahoma State (10/12/2002)

Recovered an onside kick Army (9/6/2025)



RECORDS WATCH

INDIVIDUAL

CAREER RUSHING YARDS [QUARTERBACK]

| Rk | Player, Years | Yds |
|----|------------------------------------|------------|
| 1. | El Roberson, 2000-03..... | 2,818 |
| 2. | Collin Klein, 2009-12..... | 2,485 |
| 3. | Jesse Ertz, 2014-17..... | 1,399 |
| 4. | Michael Bishop, 1997-98..... | 1,314 |
| 5. | Skylar Thompson, 2017-21..... | 1,087 |
| | Avery Johnson, 2023-25..... | 963 |

CAREER RUSHING YARDS PER CARRY [MIN. 200 ATT.]

| Rk | Player, Years | Att | Yds | Avg. |
|-----|------------------------------------|------------|------------|-------------|
| 1. | Darren Sproles, 2001-04..... | 815 | 4,979 | 6.11 |
| 7. | Daniel Thomas, 2009-10..... | 545 | 2,850 | 5.23 |
| 8. | Marlon Charles, 1996-98..... | 225 | 1,133 | 5.04 |
| 9. | Eric Hickson, 1994-95, 97-98..... | 507 | 2,537 | 5.00 |
| 10. | John Hubert, 2010-13..... | 599 | 2,993 | 5.00 |
| | Avery Johnson, 2023-25..... | 190 | 963 | 5.07 |

CAREER PASSING ATTEMPTS

| Rk | Player, Year | Att |
|-----|------------------------------------|------------|
| 1. | Josh Freeman, 2006-08..... | 1,151 |
| 7. | Jake Waters, 2013-14..... | 657 |
| 8. | Darrell Dickey, 1979-82..... | 640 |
| 9. | Dennis Morrison, 1970-72..... | 637 |
| 10. | El Roberson, 2000-03..... | 628 |
| | Avery Johnson, 2023-25..... | 565 |

CAREER COMPLETIONS

| Rk | Player, Year | Comp |
|----|------------------------------------|------------|
| 1. | Josh Freeman, 2006-08..... | 680 |
| 6. | Jake Waters, 2013-14..... | 421 |
| 7. | Chad May, 1993-94..... | 385 |
| 8. | Collin Klein, 2009-12..... | 370 |
| 9. | Avery Johnson, 2023-25..... | 331 |

CAREER COMPLETION PERCENTAGE [MIN. 400 ATT.]

| Rk | Player, Years | Cpl | Att | Pct |
|----|------------------------------------|------------|------------|--------------|
| 1. | Jake Waters, 2013-14..... | 421 | 657 | 64.08 |
| 2. | Carson Coffman, 2007-10..... | 270 | 426 | 63.38 |
| 3. | Skylar Thompson, 2017-21..... | 552 | 885 | 62.37 |
| 4. | Collin Klein, 2009-12..... | 370 | 604 | 61.26 |
| 5. | Josh Freeman, 2006-08..... | 680 | 1,151 | 59.08 |
| | Avery Johnson, 2023-25..... | 331 | 565 | 58.58 |

CAREER PASSING YARDS

| Rk | Player, Years | Yds |
|-----|---|--------------|
| 1. | Josh Freeman, 2006-08..... | 8,078 |
| 6. | Chad May, 1993-94..... | 5,253 |
| 7. | Carl Straw, 1987-90..... | 5,223 |
| 8. | El Roberson, 2000-03..... | 5,099 |
| 9. | Collin Klein, 2009-12..... | 4,724 |
| 10. | Jonathan Beasley, 1996-97, 1999-2000..... | 4,642 |
| | Avery Johnson, 2023-25..... | 4,042 |

CAREER PASSING YARDS PER GAME [MIN. 10 GAMES]

| Rk | Player, Years | Gms | Yds | Avg. |
|-----|------------------------------------|-----------|--------------|--------------|
| 1. | Chad May, 1993-94..... | 22 | 5,253 | 238.8 |
| 2. | Josh Freeman, 2006-08..... | 35 | 8,078 | 230.8 |
| 3. | Jake Waters, 2013-14..... | 26 | 5,970 | 229.6 |
| 4. | Lynn Dickey, 1968-70..... | 31 | 6,208 | 200.3 |
| 5. | Michael Bishop, 1997-98..... | 23 | 4,401 | 191.3 |
| 6. | Will Howard, 2020-23..... | 34 | 5,786 | 170.2 |
| 7. | Carl Straw, 1987-90..... | 32 | 5,223 | 163.2 |
| 8. | Avery Johnson, 2023-25..... | 25 | 4,042 | 161.7 |
| 9. | Skylar Thompson, 2017-21..... | 45 | 7,134 | 158.5 |
| 10. | Paul Watson, 1988-91..... | 28 | 3,963 | 141.5 |

CAREER PASSING TOUCHDOWNS

| Rk | Player, Years | TDs |
|----|------------------------------------|-----------|
| 1. | Will Howard, 2020-23..... | 48 |
| 2. | Josh Freeman, 2006-08..... | 44 |
| 3. | Skylar Thompson, 2017-21..... | 42 |
| 4. | Jake Waters, 2013-14..... | 40 |
| 5. | El Roberson, 2000-03..... | 37 |
| 6. | Avery Johnson, 2023-25..... | 36 |
| | Michael Bishop, 1997-98..... | 36 |

CAREER PASSING EFFICIENCY

| Rk | Player, Years | Rating (C-A; Yds; TDs; INTs) |
|-----|---|---------------------------------------|
| 1. | Jake Waters, 2013-14..... | 155.6 (421-657; 5,970; 40; 16) |
| 2. | Matt Miller, 1994-95..... | 152.6 (158-252; 2,096; 22; 11) |
| 3. | Michael Bishop, 1997-98..... | 147.6 (244-480; 4,401; 36; 12) |
| 4. | Skylar Thompson, 2017-21..... | 142.1 (552-885; 7,134; 42; 16) |
| 5. | Collin Klein, 2009-12..... | 138.4 (370-604; 4,724; 30; 15) |
| 6. | Avery Johnson, 2023-25..... | 135.8 (331-565; 4,042; 36; 11) |
| 7. | Brian Kavanagh, 1993-96..... | 135.4 (205-348; 2,352; 25; 7) |
| 8. | Will Howard, 2020-23..... | 135.1 (458-779; 5,786; 48; 25) |
| 9. | Carson Coffman, 2007-10..... | 134.0 (270-426; 3,224; 17; 13) |
| 10. | Jonathan Beasley, 1996-97, 99-2000..... | 132.7 (259-544; 4,642; 33; 18) |

SINGLE-GAME RECEPTIONS

| Rk | Player vs./at Opponent, Date | Rec |
|----|--|-----|
| 1. | Jordy Nelson vs. Missouri State, 9/15/2007..... | 15 |
| 2. | Jordy Nelson at Fresno State, 11/24/2007..... | 15 |
| 3. | Tyler Lockett at Baylor, 12/6/2014..... | 14 |
| 4. | Tyler Lockett vs. UCLA, 1/2/2015..... | 13 |
| | Tyler Lockett at Texas, 9/21/2013..... | 13 |
| | Michael Smith vs. Missouri, 10/21/1989..... | 13 |
| 7. | Seven Times..... | 12 |
| | Last: Jayce Brown vs. North Dakota, 8/30/2025..... | |

CAREER RECEPTIONS [TIGHT END]

| Rk | Player, Years | Rec |
|----|-------------------------------------|-----------|
| 1. | Jeron Mastrud, 2006-09..... | 106 |
| 2. | Henry Childs, 1971-73..... | 95 |
| 3. | Ben Sinnott, 2021-23..... | 82 |
| 4. | Russ Campbell, 1989-91..... | 67 |
| 5. | Kent Dean, 1984-87..... | 50 |
| | Garrett Oakley, 2023-25..... | 45 |

CAREER RECEIVING YARDS

| Rk | Player, Years | Yds |
|-----|----------------------------------|--------------|
| 1. | Tyler Lockett, 2011-14..... | 3,710 |
| 8. | Dave Jones, 1966-68..... | 1,904 |
| 9. | Malik Knowles, 2018-22..... | 1,867 |
| 10. | Mitch Running, 1992-95..... | 1,821 |
| | Jayce Brown, 2023-25..... | 1,544 |

CAREER RECEIVING YARDS PER GAME [MIN. 15 GAMES]

| Rk | Player, Years | Gms | Yds | Avg. |
|-----|----------------------------------|-----------|--------------|-------------|
| 1. | Quincy Morgan, 1999-2000..... | 24 | 2,173 | 90.5 |
| 2. | Tyler Lockett, 2011-14..... | 47 | 3,710 | 78.9 |
| 3. | Jordy Nelson, 2005-07..... | 36 | 2,822 | 78.4 |
| 4. | Brandon Banks, 2008-09..... | 24 | 1,754 | 73.1 |
| 5. | Kevin Lockett, 1993-96..... | 44 | 3,032 | 68.9 |
| 6. | Darnell McDonald, 1997-98..... | 23 | 1,533 | 66.7 |
| 7. | James Terry, 2002-03..... | 27 | 1,793 | 66.4 |
| 8. | Mack Herron, 1968-69 [RB]..... | 19 | 1,244 | 65.5 |
| 9. | Dave Jones, 1966-68..... | 30 | 1,904 | 63.5 |
| 10. | Michael Smith, 1998-91..... | 42 | 2,457 | 58.5 |
| | Jayce Brown, 2023-25..... | 27 | 1,544 | 57.2 |

CAREER YARDS PER RECEPTION [MIN. 50 CATCHES]

| Rk | Player, Years | Rec | Yds | Avg. |
|-----|-----------------------------------|-----------|--------------|--------------|
| 1. | Quincy Morgan, 1999-2000..... | 106 | 2,173 | 20.50 |
| 2. | Byron Pringle, 2016-17..... | 69 | 1,355 | 19.64 |
| 3. | James Terry, 2002-03..... | 92 | 1,793 | 19.49 |
| 4. | Charlie Green, 1976-78..... | 81 | 1,441 | 17.79 |
| 5. | Aaron Lockett, 1998-2001..... | 137 | 2,400 | 17.52 |
| 6. | Russ Campbell, 1989-91..... | 67 | 1,150 | 17.16 |
| 7. | Dalton Schoen, 2016-19..... | 92 | 1,569 | 17.05 |
| 8. | Mike Wallace, 1981-84..... | 92 | 1,549 | 16.84 |
| 9. | John Liebe, 1976-77, 1979-80..... | 69 | 1,149 | 16.65 |
| 10. | Andre Coleman, 1990-93..... | 95 | 1,556 | 16.38 |
| | Jayce Brown, 2023-25..... | 99 | 1,544 | 15.60 |

CAREER TOUCHDOWN RECEPTIONS

| Rk | Player, Years | TDs |
|-----|----------------------------------|-----------|
| 1. | Tyler Lockett, 2011-14..... | 29 |
| 7. | Phillip Brooks, 2018-23..... | 14 |
| | Malik Knowles, 2018-22..... | 14 |
| | Aaron Lockett 1998-2001..... | 14 |
| 10. | Chris Harper, 2010-12..... | 12 |
| | Andre Coleman, 1990-93..... | 12 |
| | Jayce Brown, 2023-24..... | 10 |

CAREER TOUCHDOWN RECEPTIONS [TIGHT END]

| Rk | Player, Years | TDs |
|----|-------------------------------------|----------|
| 1. | Ben Sinnott, 2021-23..... | 10 |
| | Henry Childs, 1971-73..... | 10 |
| 3. | Garrett Oakley, 2023-25..... | 7 |

CAREER TOTAL OFFENSE

| Rk | Player, Years | Tot Off |
|-----|---|--------------|
| 1. | Josh Freeman, 2006-08..... | 8,421 |
| 7. | Lynn Dickey, 1968-70..... | 5,779 |
| 8. | Michael Bishop, 1997-98..... | 5,715 |
| 9. | Jonathan Beasley, 1996-97, 1999-2000..... | 5,607 |
| 10. | Carl Straw, 1987-90..... | 5,119 |
| | Avery Johnson, 2023-25..... | 5,005 |

CAREER TOUCHDOWN RESPONSIBILITY

| Rk | Player, Years | TDs |
|----|---|-----------|
| 1. | Collin Klein, 2009-12..... | 87 |
| 6. | Jonathan Beasley, 1996-97, 1999-2000..... | 59 |
| | Michael Bishop, 1997-98..... | 59 |
| 8. | Jake Waters, 2013-14..... | 55 |
| 9. | Avery Johnson, 2023-24..... | 52 |

SEASON 50-YARD FIELD GOALS

| Rk | Player, Year | Fgs |
|----|--|----------|
| 1. | Matthew McCrane, 2017..... | 3 |
| | Jeff Snodgrass, 2006..... | 3 |
| | Martin Gramatica, 1997..... | 3 |
| 4. | Six Times (Last: Blake Lynch, 2020)..... | 2 |
| | Luis Rodriguez..... | 1 |

CAREER PUNTING AVERAGE [MIN. 75 ATT.]

| Rk | Player, Years | Att | Yds | Avg. |
|-----|--------------------------------------|-----------|--------------|--------------|
| 1. | Devin Antcil, 2018-19..... | 83 | 3,718 | 44.80 |
| 2. | Ty Zentner, 2020-22..... | 126 | 5,464 | 43.37 |
| 3. | James Garcia, 1995-98..... | 167 | 7,211 | 43.18 |
| 4. | Sean Snyder, 1991-92..... | 135 | 5,800 | 42.96 |
| 5. | Nick Walsh, 2014-17..... | 217 | 9,187 | 42.34 |
| 6. | Tim Reyer, 2004-07..... | 220 | 9,295 | 42.20 |
| 7. | Doug Dusenbury, 1962-64..... | 124 | 5,228 | 42.16 |
| 8. | Bob Coble, 1966-68..... | 209 | 8,770 | 41.96 |
| 9. | Ryan Doerr, 2009-10..... | 95 | 3,920 | 41.30 |
| 10. | Jared Brite, 2000-03..... | 90 | 3,710 | 41.22 |
| | Simon McClannan, 2024-25..... | 62 | 2,642 | 42.61 |

SEASON KICKOFF RETURN AVERAGE [MIN. 1.2 ATT./GM]

| Rk | Player, Year | Att | Yds | Avg. |
|-----|-----------------------------------|-----------|------------|-------------|
| 1. | Tyler Lockett, 2011..... | 16 | 563 | 35.2 |
| 2. | William Powell, 2010..... | 21 | 726 | 34.6 |
| 3. | D.J. Reed, 2017..... | 17 | 582 | 34.2 |
| 4. | Bryce Noernberg, 2025..... | 10 | 339 | 33.9 |
| 5. | Morgan Burns, 2015..... | 34 | 1,138 | 33.5 |
| 6. | Malik Knowles, 2021..... | 20 | 662 | 33.1 |
| 7. | Tyler Lockett, 2012..... | 21 | 688 | 32.8 |
| 8. | Mack Herron, 1968..... | 20 | 583 | 29.2 |
| 9. | Andre Coleman, 1993..... | 15 | 434 | 28.9 |
| 10. | Brandon Banks, 2009..... | 39 | 1,127 | 28.9 |
| | Jack Richardson, 1960..... | 12 | 345 | 28.8 |



QUICK FACTS

| | |
|--|--|
| Capacity | 50,000 |
| Surface | AstroTurf RootZone Trionic 3D |
| All-Time Record | 227-129-3 (.636) |
| Record as Bill Snyder Family Stadium | 93-37 (.715) |
| Longest Winning Streak | 25 |
| Began | Oct. 26, 1996 (42-35 win vs. Oklahoma) |
| Snapped | Oct. 14, 2000 (41-31 loss to Oklahoma) |
| Winning Seasons | 40 |
| Undefeated Seasons | 6 (1992, 1993, 1997, 1998, 1999, 2012) |
| Most Home Games | 8 (2002, 2003, 2006, 2013) |
| Most Home Victories | 7 (1998, 1999, 2002, 2003, 2012) |
| First Game | Sept. 21, 1968 |
| | 21-0 win vs. Colorado State |
| First Game as Bill Snyder Family Stadium | Nov. 19, 2005 |
| | 36-28 win vs. Missouri |
| Record Attendance | 53,811 |
| | 29-28 win vs. Nebraska; Nov. 11, 2000 |

LARGEST CROWDS

| | |
|---|--------|
| 1. Nebraska – Nov. 11, 2000 | 53,811 |
| 2. Oklahoma State – Nov. 1, 2014 | 53,746 |
| 3. TCU – Oct. 10, 2015 | 53,671 |
| 4. Louisiana Tech – Sept. 19, 2015 | 53,671 |
| 5. Kansas – Nov. 29, 2014 | 53,439 |
| 6. North Dakota State – Aug. 30, 2013 | 53,351 |
| 7. Oklahoma – Oct. 16, 2004 | 53,310 |
| 8. Iowa State – Nov. 21, 2015 | 53,297 |
| South Dakota – Sept. 5, 2015 | 53,297 |
| 10. Louisiana – Sept. 7, 2013 | 53,073 |
| 11. Auburn – Sept. 18, 2014 | 53,046 |
| 12. Oklahoma – Oct. 14, 2000 | 53,011 |
| 13. Massachusetts – Sept. 14, 2013 | 52,958 |
| 14. West Virginia – Dec. 5, 2015 | 52,918 |
| 15. UTEP – Sept. 27, 2014 | 52,899 |
| 16. West Virginia – Oct. 26, 2013 | 52,898 |
| 17. Texas – Oct. 25, 2014 | 52,879 |
| 18. Oklahoma – Oct. 17, 2015 | 52,867 |
| 19. Stephen F. Austin – Aug. 30, 2014 | 52,830 |
| 20. Baylor – Oct. 12, 2013 | 52,803 |
| 21. Oklahoma – Nov. 23, 2013 | 52,803 |
| 22. Texas Tech – Oct. 4, 2014 | 52,726 |
| 23. TCU – Nov. 16, 2013 | 52,697 |
| 24. Kansas – Nov. 26, 2016 | 52,637 |
| 25. TCU – Oct. 21, 2023 | 52,580 |

BILL SNYDER FAMILY STADIUM

58TH YEAR – 1968-2025



Renamed in honor of Hall of Fame coach Bill Snyder by a proclamation of the Kansas Board of Regents on Nov. 16, 2005, Bill Snyder Family Stadium is hosting its 58th season of Wildcat football this fall.

Originally named KSU Stadium, the facility was built at a cost of \$1.6 million and financed from student fees, athletics gate receipts and contributions. The stadium opened its doors Sept. 21, 1968, with a 21-0 shutout of Colorado State. The original seating capacity was set at 35,000, and an expansion in the summer of 1970 added 4,000 permanent bleachers on the east side and 3,000 temporary bleachers on the west side.

Following the 1998 season, the addition of a deck and sky suites on the east side of the stadium increased capacity to more than 50,000. On Nov. 11, 2000, 53,811 fans witnessed Kansas State's 29-28 win over Nebraska. It remains the largest crowd ever to witness a sporting event in the state of Kansas.

Bill Snyder Family Stadium's more recent changes include a \$75 million project to construct the West Stadium Center in 2013 and the new Vanier Football Complex, with full completion in time for the 2016 season.

Most recently completed is the Shamrock Zone in the south end zone, named on behalf of the Bill Ryan and Martin Ryan families who own and operate Shamrock Trading Corporation. The Shamrock Zone was completed in time for the 2021 season. The project has transformed the south concourse and includes permanent concessions and restrooms for the first time in the history of Bill Snyder Family Stadium, along with two new videoboards in the southwest and southeast corners of the stadium, the latter of which fans began enjoying in 2020.

