

KNIGHTS



FOOTBALL

GAME 4 + SATURDAY, SEPTEMBER 27, 2025 + NOON ET

UCF KNIGHTS



KANSAS STATE WILDCATS

Head Coach Scott Frost
Alma Mater Nebraska, 1997
At UCF (3rd Season) 22-7
Career (8th Season) 38-38
Last Game .. Sep. 20 vs. North Carolina
..... Win, 34-9
UCF vs. Opp. 0-2
Frost vs. Opp. First Meeting



3-0 (0-0 Big 12)



1-3 (0-1 Big 12)

Head Coach Chris Klieman
Alma Mater UNI, 1990
At Kansas State (7th Season) 49-31
Career (13th Season) 121-44
Last Game Sep. 12 at Arizona
..... Loss, 23-17
Kansas State vs. Opp. 2-0
Klieman vs. Opp. 1-0

Manhattan, Kan.
Bill Snyder Family Stadium (50,000)

1ST AND 10

1 REMEMBERING COACH SHAWN CLARK

- Offensive line coach Shawn Clark, 50, passed away the evening of Sep. 21 at a local hospital unexpectedly, with his wife, Jonelle, by his side. He was admitted on Tuesday, Sept. 9, after experiencing a medical emergency and remained in stable condition before passing away.
- A veteran coach with more than two decades of experience, Coach Clark joined UCF in December 2024 following a successful tenure as head coach at Appalachian State, where he compiled a 40-24 record across five seasons. His App State tenure was highlighted by a 10-win season in 2021 and three bowl wins. Coach Clark's teams earned multiple Sun Belt East Division titles and developed some of the nation's top offensive line units, with his 2018 and 2019 groups ranked among the best in the country.
- Clark graduated from App State with a bachelor's degree in criminal justice in 1998 and earned a master's in education from Louisville in 2003. He is survived by his wife, Jonelle, and their two children, Giana and Braxton.
- The Knights will honor Coach Clark with a decal on the back of their helmets

2 OFFENSIVE LINE OF THE WEEK

- Following UCF football's 34-9 victory over North Carolina, the Knights' offensive line group was honored as Big 12 Offensive Line of the Week.
- The UCF offensive line's play was a story of resilience in tribute to offensive line coach Shawn Clark. The unit responded by allowing zero sacks in the Knights' victory, the first time this season and the first since Oct. 19, 2024 at No. 9 Iowa State. The Black and Gold controlled the game with three scoring drives of 13 plays or more, including a final march of 18 plays for 93 yards and a touchdown that took over 10 minutes off the clock in the fourth quarter.
- In addition to keeping the quarterback clean against the Tar Heels, UCF's starting offensive line graded out as the second-best pass blocking performance in the Big 12 Conference this week, according to PFF.

3 TOPPING THE TAR HEELS

- UCF concluded its non-conference slate with a resounding 34-9 victory over Bill Belichick-led North Carolina, securing a 3-0 start to the 2025 schedule and for the third straight season
- Scott Frost, who was a defensive back in the NFL for the New York Jets during the 1998 and 1999 seasons, was coached by Belichick who was the defensive coordinator at the time, earning the victory over his former coach
- After their two previous meetings were canceled (see additional info later in notes), UNC and UCF finally met for the first time in program history, with another meeting scheduled for 2027 in Chapel Hill
- UCF set the tone early, scoring in 13 plays on the game's opening drive to take a 7-0 lead. North Carolina's first possession ended in an interception as Horace Lockett batted the pass at the line, setting up Nyjalik Kelly for a one-handed pick. The Knights cashed in by adding three points to the scoreboard.
- Quarterback Tayven Jackson was an impressive 25-for-32 including a passing and rushing touchdown, earning his longest career rush and most career rushing yards in a single game in his career. He helped orchestrate a two-minute drill at the end of the first half that resulted in a 20-3 lead.

4 FLAWLESS ON FOURTH DOWN

- The Knights have yet to be stopped on fourth down this season, going a perfect 8-for-8, including 4-of-4 in the 34-9 victory over North Carolina
- UCF is one of 11 FBS teams that are perfect on fourth down so far, and have converted the most fourth downs of the perfect teams
- The Knights' eight conversions on fourth down is tied for fourth most in FBS

5 NO FLY ZONE

- The Knights have the fifth-best ranked passing defense in the country when it comes to yards allowed, surrendering just 117.0 yards per game thus far
- It has helped the Knights to earn the sixth-best scoring defense ranking in FBS as well, limiting foes to 8.7 points per game
- The UCF defense has compiled four interceptions through three games, including 12 pass breakups and seven sacks of the quarterback
- UCF's 40 passing yards allowed against N.C. A&T was the fourth-lowest in the Knights' FBS history (since 1996)

6 ARE WE THERE YET?

- A phrase often muttered on long car rides, but for the Knights, they thrived on long drives on the gridiron against North Carolina. UCF scored on three drives of 13 plays or more in the win over the Tar Heels, earning touchdowns on two of the three with the other being a field goal. Each drive ate up at least 6:37 of clock, including a 10:26 drive in the fourth to ice the game.
- It was an improvement from UCF's first game of the season, where they had drives of 13 and 17 plays stall out and result in punts vs. Jacksonville State

7 BIG 12 PLAY BEGINS

- UCF is set for its third season as members of the Big 12 Conference
- The Knights visited Kansas State for UCF's first league game as members of the Big 12. Similarly, conference play begins in Manhattan for the 2025 slate.
- UCF is in search of its second season with a 1-0 start to league play after erasing a 21-point deficit at TCU for a 35-34 victory in 2024
- The Knights have started each of their three Big 12 campaigns on the road

8 MMM...DOUGHNUTS

- The Knights have shut out their opponents in seven of 12 quarters this season
- UCF's defense has yet to allow a touchdown in the first half of any game this season, allowing just one field goal to North Carolina through three games.
- Prior to Week 4's results, UCF was one of three FBS teams to not allow a point during the first half, the other two also had their streaks broken (TTU, BYU)

9 FROST'S WINNING STREAK

- With three victories to open the season, Coach Frost has won 16 straight games as UCF's head coach after going 13-0 in 2017, putting him among some of the nation's elite coaches in terms of consecutive victories leading a school.
- The victory over North Carolina tied Frost with Nick Saban of Alabama and Lincoln Riley with Oklahoma; Saban pieced together 16 straight wins from Jan. 1, 2017 - Dec. 29, 2018 while Riley did it from Oct. 10, 2020 - Oct. 30, 2021
- Next on the list is another Saban streak, a 19-game winning streak with Alabama from Jan. 1, 2020 - Oct. 2, 2021.

10 NEW VS. NEW

- The Knights are one of 30 FBS programs that have a new head coach; 28 of which are completely new while the other two were elevated from interim.
- UCF began the season with four scheduled games vs. teams with new head coaches, but now will have five after Oklahoma State's leadership change.
- The Knights have gone unbeaten thus far against teams with new coaches in 2025, beating Jacksonville St. with Charles Kelly, N.C. A&T (FCS) with Shawn Gibbs and North Carolina with Bill Belichick. All games were at home.
- UCF will face West Virginia and Rich Rodriguez (Oct. 18) and Oklahoma State and interim head coach Doug Meacham (Nov. 22), both at home as well.
- Of the new crop this year, Frost and Rodriguez are the only pair of FBS head coaches to have coached at a school, leave, and return as head coach again.

BY THE NUMBERS

72

The Knights have compiled 72 victories since the start of the 2017 season, the most of any program in the Big 12 Conference. The win total is tied for 15th most in the nation since that time. A full list is available in later in the notes.

4

UCF returns four players who started six or more games last season. Paul Rubelt is the lone returner who started all 12 games in 2024. Malachi Lawrence and Nyjalik Kelly each had 11 while Braeden Marshall had six.

63

The Knights welcome 63 new players to the roster this season, with the total roster size being 112. Of the 63 newcomers, 36 are transfers from DI schools while 18 are from high school.



BROADCAST INFORMATION

TV



Play-by-Play: Connor Onion
Analyst: Mark Helfrich

RADIO

Station: FM 96.9 / AM 740 The Game
Play-by-Play: Marc Daniels
Analyst: Gary Parris
Sideline: Scott Adams

SPANISH RADIO

Location: YouTube.com/UCFKnights
Play-by-Play: Carlos Bohorquez
Analyst: Sergio Ruiz Torres

2025 SCHEDULE

Overall: 3-0 + Conference: 0-0
Home: 3-0 + Away: 0-0 + vs. Top 25: 0-0

| | | | |
|----------|-----------------------|-------|-----------|
| Aug. 28 | Jacksonville State | ESPN+ | W, 17-10 |
| Sep. 6 | North Carolina A&T | ESPN+ | W, 68-7 |
| BYE WEEK | | | |
| Sep. 20 | North Carolina | FOX | W, 34-9 |
| Sep. 27 | at Kansas State* | FS1 | Noon |
| Oct. 4 | Kansas* | ESPN2 | 7:30 p.m. |
| Oct. 11 | at Cincinnati* | TBD | - |
| Oct. 18 | West Virginia* | TBD | - |
| BYE WEEK | | | |
| Nov. 1 | at Baylor* | TBD | - |
| Nov. 7 | Houston* | FS1 | 8 p.m. |
| Nov. 15 | at #12/14 Texas Tech* | TBD | - |
| Nov. 22 | Oklahoma State* | TBD | - |
| Nov. 29 | at #25/24 BYU* | TBD | - |

* - Big 12 Conference game
Home games are in **bold**
Rankings listed are AP/Coaches polls, receiving votes not displayed
All times Eastern

A WIN WOULD...

- Be better than a loss
- Be the 17th straight UCF victory under Coach Frost
- Be the first 4-0 start since the 2018 season (finished 12-1)
- Give UCF its second straight 1-0 start in Big 12 play
- Make it 3,206 straight days without a UCF loss with Scott Frost as HC

IT'S UCF, NOT CENTRAL FLORIDA

Please refer to the University of Central Florida as "UCF," not "Central Florida," on all references. Also, we are not the "Golden Knights," instead, we are simply known as the "Knights."

SOCIAL KNIGHTS

Twitter/X @UCF_Football
Instagram @UCFFootball
Facebook /UCFFootball
YouTube @UCFKnights
UCF Athletics (Twitter/X) @UCFKnights
Website www.ucfknights.com

REMEMBERING COACH CLARK



more on page 8

QUICK FACTS

GENERAL INFORMATION

| | |
|------------------------|-------------------------------|
| School | University of Central Florida |
| City, State, Zip | Orlando, Fla., 32816 |
| Founded | 1963 |
| Enrollment | 68,442 |
| Nickname | Knights |
| School Colors | Black and Gold |
| Stadium | Acrisure Bounce House |
| Capacity | 44,206 |
| Surface | TifTuf Bermudagrass |
| Affiliation/Conference | NCAA DI - FBS/Big 12 |
| University President | Alexander N. Cartwright |
| Director of Athletics | Terry Mohajir |
| Ticket Office Phone | 407-UCF-1000 |

STRATEGIC COMMUNICATIONS

| | |
|------------------------------------|---------------------------|
| Assistant AD, Primary Football SID | Ken Landis |
| Email | klandis@athletics.ucf.edu |
| Cell | (954) 531-4322 |
| Senior Associate AD | Adam Widman |
| Email | awidman@athletics.ucf.edu |
| Cell | (614) 572-6903 |
| Press Box Phone | (954) 531-4322 |
| Website | UCFKnights.com |
| Twitter/X | @UCF_Football |
| Facebook | /UCFFootball |
| Instagram | UCF.Football |

UCF FOOTBALL STAFF

| | |
|--|-------------------|
| Head Coach | Scott Frost |
| Offensive Coordinator | Steve Cooper |
| Defensive Coordinator | Alex Grinch |
| Special Teams Coordinator | Pete Alamar |
| Associate Head Coach/WRs | Sean Beckton Sr. |
| Defensive Run Game Coordinator/Edges | Mike Dawson |
| Defensive Tackles | Kenny Martin |
| Offensive Line | Shawn Clark |
| Defensive Backs | Brandon Harris |
| Running Backs | Jimmy Beal |
| Linebackers | Mark D'Onofrio |
| Quarterbacks | McKenzie Milton |
| Senior Offensive Analyst | Austin Herink |
| Senior Defensive Analyst | Travis Fisher |
| Defensive Analyst | Demeitre Brim |
| Defensive Analyst | Drico Johnson |
| Offensive Analyst | Jordan Johnson |
| Offensive Quality Control | Alex Ward |
| Defensive Quality Control | Pete Haffner |
| Defensive Quality Control | Jihad Woods |
| Special Teams Quality Control | Geron Hargon |
| Director of Sports Performance, Football | Zach Duval |
| Associate Director of Sports Performance, Football | Andrew Strop |
| Associate Director of Sports Performance, Football | Sean Beckton Jr. |
| Chief of Staff | Andrew Sims |
| General Manager of Football Player | Trent Mossbrucker |
| Personnel, Acquisitions and Roster Management | |
| Associate Athletics Director / | Brian Lund |
| Head Football Athletic Trainer, Sports Medicine | |

FOOTBALL INFORMATION

| | |
|---------------------------------|--|
| Bowl Seasons | 2005, 2007, 2009, 2010, 2012, 2013, 2014, 2016, 2017, 2018, 2019, 2020, 2021, 2022, 2023 |
| First Year of Football | 1979 |
| First Year of FBS Football | 1996 |
| All-Time Record | 302-241-1 (.556) |
| FBS Record (Since 1996) | 205-155 (.569) |
| Record at Acrisure Bounce House | 88-30 (.746) |

GAME WEEK MEDIA SCHEDULE

| Monday | Tuesday | Wednesday | Thursday | Friday | Saturday |
|--------|---------|--|----------|--------|---|
| | | 11:30 a.m. (ESPN+) Press Conference with Coach Frost, Coach Cooper and Coach Grinch in media room 6 p.m. UCF Knight Talk radio show with Marc Daniels at Miller's Ale House on FM 96.9 The Game | | | Noon UCF at Kansas State FS1 Postgame Coach Frost, select players in visiting media room |

MEDIA INFORMATION

Credentials

All credential requests can be made online at ucfknights.com/FBCredentialsUCF25

Credentials can be picked up on gameday at media will call, located between gates 16 and 17.

Photo & Video

Credentials for sideline photographers will be issued on the basis of circulation, with priority granted to agencies covering the participating schools on a regular basis.

Weekly Press Conference

The UCF football team will hold a Monday press conference with head coach Scott Frost and two players each week at noon in the Steve and Brenda Sloan Media Room at Acrisure Bounce House. It will be streamed on ESPN+.

Postgame Interviews

Coach Frost and selected student-athletes will meet the media following the game in the Steve and Brenda Sloan media room for home games and will use a designated location for road games. UCF's locker room is closed to the media.

Interview Policy

All interviews must be coordinated through the UCF Athletics strategic communications office. Please do not attempt to contact players, coaches or other team personnel directly by any means of communication, including personal phone numbers, email and social media accounts.

Closed Practices

Practices are not open to the media during the season.

Collegepressbox.com

Collegepressbox is the official media website for Division I football. Access and download game notes, quotes, statistics, record books, headshots, logos and more for all FBS schools, conferences, postseason games, awards and the College Football Playoff. For access, please register for an account at collegepressbox.com/register. And please follow us on social media.

UCF Football on the Radio

Longtime UCF radio play-by-play veteran Marc Daniels is in his 31st season in that role in 2025. He's also UCF's director of broadcasting. Analyst Gary Parris (a former Florida State player) is in his 30th season in that position. They are joined by Scott Adams (pregame host and sideline reporter—in his 24th season) and Frank Louvre (engineer, in his 34th season).

Pregame coverage begins two hours before kickoff and features a preview of the game with interviews from UCF players and coaches—including coach Scott Frost and athletics director Terry Mohajir. All games and radio shows can be heard on 96.9FM/740AM—and UCF fans can access all broadcasts from anywhere with the iHeart app (search for 96.9 The Game).

NATIONAL RANKINGS

Associated Press

Week 5 (Sep. 21)

| Rank | School (1st) | Record | Points |
|------|-------------------|------------|------------|
| 1 | Ohio State (52) | 3-0 | 1629 |
| 2 | Miami (FL) (7) | 4-0 | 1479 |
| 3 | Penn State (5) | 3-0 | 1460 |
| 4 | LSU | 4-0 | 1433 |
| 5 | Georgia | 3-0 | 1420 |
| 6 | Oregon (1) | 4-0 | 1404 |
| 7 | Oklahoma (1) | 4-0 | 1194 |
| 8 | Florida State | 3-0 | 1183 |
| 9 | Texas A&M | 3-0 | 1072 |
| 10 | Texas | 3-1 | 1057 |
| 11 | Indiana | 4-0 | 990 |
| 12 | Texas Tech | 4-0 | 890 |
| 13 | Ole Miss | 4-0 | 843 |
| 14 | Iowa State | 4-0 | 779 |
| 15 | Tennessee | 3-1 | 635 |
| 16 | Georgia Tech | 4-0 | 598 |
| 17 | Alabama | 2-1 | 595 |
| 18 | Vanderbilt | 4-0 | 546 |
| 19 | Michigan | 3-1 | 458 |
| 20 | Missouri | 4-0 | 452 |
| 21 | USC | 4-0 | 264 |
| 22 | Notre Dame | 1-2 | 219 |
| 23 | Illinois | 3-1 | 145 |
| 24 | TCU | 3-0 | 138 |
| 25 | BYU | 3-0 | 131 |

Receiving Votes

Auburn 122, Mississippi St. 102, South Florida 77, Utah 45, Arizona St. 30, Memphis 23, Louisville 23, Maryland 6, UNLV 3, **UCF 3**, North Texas 2

Coaches

Week 5 (Sep. 21)

| Rank | School (1st) | Record | Points |
|------|-------------------|------------|------------|
| 1 | Ohio State (61) | 3-0 | 1667 |
| 2 | Penn State (3) | 3-0 | 1552 |
| 3 | Georgia (1) | 3-0 | 1497 |
| 4 | LSU | 4-0 | 1458 |
| 5 | Oregon (1) | 4-0 | 1442 |
| 6 | Miami (FL) (1) | 4-0 | 1399 |
| 7 | Texas | 3-1 | 1209 |
| 8 | Florida State | 3-0 | 1100 |
| 9 | Texas A&M | 3-0 | 1043 |
| 10 | Oklahoma | 4-0 | 1024 |
| 11 | Ole Miss | 4-0 | 996 |
| 12 | Indiana | 4-0 | 915 |
| 13 | Iowa State | 4-0 | 870 |
| 14 | Texas Tech | 4-0 | 807 |
| 15 | Tennessee | 3-1 | 715 |
| 16 | Alabama | 2-1 | 649 |
| 17 | Georgia Tech | 4-0 | 558 |
| 18 | Michigan | 3-1 | 469 |
| 19 | Missouri | 4-0 | 433 |
| 20 | Vanderbilt | 4-0 | 417 |
| 21 | Notre Dame | 1-2 | 261 |
| 22 | USC | 4-0 | 249 |
| 23 | Illinois | 3-1 | 214 |
| 24 | BYU | 3-0 | 185 |
| 25 | TCU | 3-0 | 112 |

Receiving Votes

Arizona State 104; Utah 99; Louisville 67; Mississippi State 57; Memphis 55; Auburn 48; South Florida 32; Washington 19; Navy 17; Maryland 10; **Kansas 6**; Syracuse 4; **Houston 4**; UNLV 3; Tulane 3; Nebraska 3; North Texas 2; Iowa 1

College Football Playoff

Debuting on Nov. 4

| Rank | School (1st) | Points | Record |
|------|--------------|--------|--------|
| 1 | | | |
| 2 | | | |
| 3 | | | |
| 4 | | | |
| 5 | | | |
| 6 | | | |
| 7 | | | |
| 8 | | | |
| 9 | | | |
| 10 | | | |
| 11 | | | |
| 12 | | | |
| 13 | | | |
| 14 | | | |
| 15 | | | |
| 16 | | | |
| 17 | | | |
| 18 | | | |
| 19 | | | |
| 20 | | | |
| 21 | | | |
| 22 | | | |
| 23 | | | |
| 24 | | | |
| 25 | | | |

* UCF opponents listed in bold italics.

OPPONENT BREAKDOWN



KANSAS STATE WILDCATS

2025: 1-3 (0-1 BIG 12)
2024: 9-4 (5-4 BIG 12)

Chris Klieman

Head Coach - Seventh Season at Kansas State
at KSU: 49-31
Career: 121-44

STATISTICAL LEADERS

| PASSING | Cmp | Att | Int | Pct | Yds | TD | YPG |
|-----------------|------|-----|-------|---------|-----------|-------|--------|
| Avery Johnson | 77 | 127 | 1 | 60.63 | 851 | 6 | 212.75 |
| RUSHING | Att | Net | Avg | TD | Lg | YPG | |
| Joe Jackson | 30 | 136 | 4.5 | 0 | 17 | 34.0 | |
| Jayce Brown | 3 | 104 | 34.7 | 1 | 75 | 26.0 | |
| Devon Rice | 18 | 77 | 4.3 | 2 | 13 | 19.3 | |
| RECEIVING | No | Yds | Avg | TD | Long | YPG | |
| Jayce Brown | 25 | 284 | 11.4 | 2 | 44 | 71.0 | |
| Jaron Tibbs | 13 | 157 | 12.1 | 2 | 32 | 39.25 | |
| Jerand Bradley | 10 | 152 | 15.2 | 1 | 65 | 50.7 | |
| DEFENSE | Solo | Ast | Total | TFL-Yds | Sacks-Yds | INT | |
| Austin Romaine | 23 | 14 | 37 | 2.5-7 | 0-0 | 0 | |
| Desmond Purnell | 20 | 8 | 28 | 1.5-4 | 0-0 | 0 | |
| Qua Moss | 11 | 2 | 13 | 2.0-13 | 1.0-10 | 1 | |

QUICK HITS

✦ Each of Kansas State's first four games this season have been decided by one score as the first three games were by a margin of a field goal, while its game at Arizona was decided by six points. K-State is the only team in the nation to already have four games decided by one possession. The Wildcats were 4-2 last season when the final margin was eight or less points.
✦ Quarterback Avery Johnson is set to make his 19th-career start under center having thrown for 851 yards and six touchdowns through the first four games. His favorite target has been wide receiver Jayce Brown, who has 25 catches for 284 yards and two touchdowns. Brown ranks 21st nationally and third in the Big 12 in receptions per game (6.25), and has a catch in each of the last 25 games dating back to 2023.
✦ K-State has a total of 232 victories since 1996, which ranks 22nd nationally.

LAST TIME AGAINST KANSAS STATE

| 2023 | UCF | 10 | 7 | 7 | 7 | - | 31 |
|--------------|-----|----|----|----|----|---|----|
| KANSAS STATE | | 7 | 14 | 10 | 13 | - | 44 |

Sep. 23 | Bill Snyder Family Stadium | Manhattan, Kan. | 8 p.m. ET | Attendance: 51,912

Scoring Summary

| Team | Qtr. | Time | Play | Drive | UCF | KSU |
|------|------|-------|--|--------------|-----|-----|
| KSU | 1st | 11:34 | #31 D.Giddens 1 yd rush (#17 C.Tennant kick) | 8-75, 03:26 | 0 | 7 |
| UCF | 1st | 09:08 | #35 C.Boomer 29 yd FG | 6-63, 02:26 | 3 | 7 |
| UCF | 1st | 01:47 | #7 R.Harvey 27 yd pass from #9 T.McClain (#35 C.Boomer kick) | 9-57, 05:11 | 10 | 7 |
| KSU | 2nd | 12:19 | #31 D.Giddens 9 yd rush (#17 C.Tennant kick) | 12-84, 04:23 | 10 | 14 |
| KSU | 2nd | 06:20 | #31 D.Giddens 18 yd rush (#17 C.Tennant kick) | 8-62, 04:01 | 10 | 21 |
| UCF | 2nd | 03:19 | #2 K.Hudson 69 yd pass from #9 T.McClain (#35 C.Boomer kick) | 2-76, 00:41 | 17 | 21 |
| UCF | 3rd | 13:40 | #2 K.Hudson 46 yd pass from #9 T.McClain (#35 C.Boomer kick) | 3-46, 01:10 | 24 | 21 |
| KSU | 3rd | 09:33 | #17 C.Tennant 30 yd FG | 9-63, 04:07 | 24 | 24 |
| KSU | 3rd | 01:28 | #18 W.Howard 2 yd rush (#17 C.Tennant kick) | 11-85, 05:09 | 24 | 31 |
| KSU | 4th | 04:01 | #31 D.Giddens 3 yd rush (#17 C.Tennant kick missed) | 13-65, 06:05 | 24 | 37 |
| KSU | 4th | 02:01 | #18 W.Howard 31 yd rush (#17 C.Tennant kick) | 2-36, 00:53 | 24 | 44 |
| UCF | 4th | 00:03 | #7 R.Harvey 1 yd rush (#35 C.Boomer kick) | 11-75, 01:58 | 31 | 44 |

UCF Stat Leaders

| Rushing | Att. | Yds. | TD | Lg. | Avg. |
|-------------------|---------|------|----|-----|-------|
| Johnny Richardson | 6 | 76 | 0 | 48 | 12.7 |
| RJ Harvey | 13 | 44 | 1 | 7 | 3.4 |
| Timmy McClain | 12 | 15 | 0 | 12 | 1.2 |
| Xavier Townsend | 2 | 10 | 0 | 8 | 5.0 |
| Passing | C-A-I | Yds. | TD | Lg. | Sacks |
| Timmy McClain | 14-24-1 | 264 | 3 | 69 | 4 |
| Receiving | Rec. | Yds. | TD | Lg. | |
| Kobe Hudson | 5 | 138 | 2 | 69 | |
| Xavier Townsend | 4 | 36 | 0 | 20 | |
| RJ Harvey | 2 | 56 | 1 | 29 | |
| Randy Pittman Jr. | 2 | 24 | 0 | 12 | |

Kansas State Stat Leaders

| Rushing | Att. | Yds. | TD | Lg. | Avg. |
|------------------|---------|------|----|-----|-------|
| DJ Giddens | 30 | 207 | 4 | 36 | 6.9 |
| Will Howard | 7 | 64 | 2 | 31 | 9.1 |
| Anthony Frias II | 2 | 8 | 0 | 8 | 4.0 |
| | | | | | |
| Passing | C-A-I | Yds. | TD | Lg. | Sacks |
| Will Howard | 27-42-1 | 255 | 0 | 24 | 1 |
| | | | | | |
| Receiving | Rec. | Yds. | TD | Lg. | |
| DJ Giddens | 8 | 86 | 0 | 24 | |
| Phillip Brooks | 6 | 42 | 0 | 13 | |
| Ben Sinnott | 5 | 64 | 0 | 22 | |
| Jadon Jackson | 3 | 17 | 0 | 12 | |
| Keagan Johnson | 2 | 15 | 0 | 9 | |

TEAM STATS

| UCF | UCF | KSU |
|--------------------------------|---------|---------|
| FIRST DOWNS | 19 | 32 |
| Rushing | 6 | 12 |
| Passing | 10 | 16 |
| Penalty | 3 | 4 |
| NET YARDS RUSHING | 143 | 281 |
| Rushing Attempts | 34 | 40 |
| Average Per Rush | 4.2 | 7.0 |
| Rushing Touchdowns | 1 | 6 |
| Yards Gained Rushing | 179 | 290 |
| Yards Lost Rushing | 36 | 9 |
| NET YARDS PASSING | 264 | 255 |
| Completions-Attempts-Int | 14-25-1 | 27-42-1 |
| Average Per Attempt | 10.6 | 6.1 |
| Average Per Completion | 18.9 | 9.4 |
| Passing Touchdowns | 3 | 0 |
| TOTAL OFFENSE YARDS | 407 | 536 |
| Total offense plays | 59 | 82 |
| Average Gain Per Play | 6.9 | 6.5 |
| Fumbles: Number-Lost | 1-1 | 0-0 |
| Penalties: Number-Yards | 10-80 | 5-63 |
| PUNTS-YARDS | 2-78 | 1-69 |
| Average Yards Per Punt | 39.0 | 69.0 |
| Net Yards Per Punt | 44 | 57 |
| Inside 20 / 50+ Yards | 1 / 0 | 0 / 1 |
| Touchbacks / Fair Catch | 0 / 1 | 0 / 0 |
| KICKOFFS-YARDS | 6-345 | 8-506 |
| Average Yards Per Kickoff | 57.5 | 63.2 |
| Net Yards Per Kickoff | 42.5 | 34.9 |
| Touchbacks | 2 | 4 |
| Fair Catch Yards | 0 | 0 |
| Punt Returns: Number-Yards-TD | 1-12-0 | 1-0-0 |
| Average Per Return | 12.0 | 0.0 |
| Kickoff Returns: Number-Yds-TD | 3-95-0 | 4-50-0 |
| Average Per Return | 31.7 | 12.5 |
| Interceptions: Number-Yds-TD | 1-3-0 | 1-0-0 |
| Fumble Returns: Number-Yds-TD | 0-0-0 | 0-0-0 |
| Possession Time | 25:37 | 34:23 |
| Third-Down Conversions | 5-12 | 9-15 |
| Fourth-Down Conversions | 1-2 | 1-2 |
| Red-Zone Scores-Chances | 2-2 | 6-7 |
| Touchdowns | 1-2 | 5-7 |
| Field Goals | 1-2 | 1-7 |
| Sacks By: Number-Yards | 1-7 | 4-30 |
| PAT Kicks | 4-4 | 5-6 |
| Field Goals | 1-2 | 1-2 |

| Big 12 | FBS | Value | Category | Value | FBS | Big 12 |
|--------|-----|-------|--------------------|-------|-----|--------|
| 6 | 38 | 202.3 | Rushing Offense | 108.0 | 119 | 16 |
| 6 | 53 | 247.0 | Passing Offense | 212.8 | 80 | 10 |
| 6 | 36 | 449.3 | Total Offense | 320.8 | 115 | 16 |
| 5 | 28 | 39.7 | Scoring Offense | 24.3 | 90 | 14 |
| 10 | 57 | 129.3 | Rushing Defense | 175.8 | 108 | 13 |
| 1 | 5 | 117.0 | Passing Defense | 177.0 | 37 | 6 |
| 5 | 19 | 246.3 | Total Defense | 352.8 | 68 | 12 |
| 2 | 6 | 8.7 | Scoring Defense | 26.5 | 85 | 14 |
| 7 | 56 | .436 | 3rd Down Offense | .313 | 120 | 14 |
| 6 | 32 | .295 | 3rd Down Defense | .382 | 76 | 12 |
| 1 | 1 | 1.000 | 4th Down Offense | .385 | 111 | 15 |
| 11 | 110 | .700 | Punt Returns | .786 | 122 | 14 |
| 6 | 44 | .923 | Red Zone Offense | .889 | 59 | 8 |
| 1 | 2 | .500 | Red Zone Defense | .833 | 67 | 9 |
| 15 | 128 | 32.75 | Net Punting | 37.73 | 100 | 12 |
| 5 | 38 | 12.00 | Punt Returns | 3.57 | 115 | 15 |
| 1 | 5 | 36.75 | Kickoff Returns | 33.90 | 10 | 2 |
| 3 | 8 | 1.67 | Turnover Margin | 0.00 | 61 | 12 |
| 8 | 73 | 29.49 | Time of Possession | 24:28 | 131 | 15 |
| 7 | 42 | 175 | Penalty Yards | 129 | 17 | 3 |

Big 12 rankings out of 16 teams; FBS rankings out of 136

SERIES INFORMATION

| | |
|-------------------------------------|-------------------------------------|
| Total Meetings | 2 |
| Series | Kansas State leads 2-0 |
| in Orlando / in Manhattan / Neutral | 0-0 / 0-2 / 0-0 |
| Games Decided by 3 points or less | 0-0 |
| Games Decided by 7 points or less | 0-1 (Sep. 25, 2010, KSU wins 17-13) |
| Longest Winning Streak | N/A |
| Longest Losing Streak | L2 |
| Current Streak | L2 |
| Most UCF Points Scored | 31, Sep. 25, 2010 |
| Most Kansas State Points Scored | 44, Sep. 25, 2010 |
| Biggest Margin of Victory | N/A |
| Biggest Margin of Defeat | 13, Sep. 25, 2010 |

| Previous Meetings | | | |
|-------------------|-------|-----|--------|
| Date | H/A/N | W/L | Result |
| Sep. 23, 2023 | A | L | 44-31 |
| Sep. 25, 2010 | A | L | 17-13 |

ON THIS DATE



Record 0-5
Streak L1
Last Time 2008
58-13 loss at UTEP

All-Time Games on September 27

| Year | H/A | Opponent | W/L | Score |
|------|-----|------------|-----|-------|
| 1980 | H | Millsaps | L | 8-7 |
| 1986 | A | Akron | L | 20-17 |
| 1997 | A | #8 Auburn | L | 41-14 |
| 2003 | A | Kent State | L | 36-16 |
| 2008 | A | UTEP | L | 58-13 |

EL PASO, Texas (Sep. 20, 2008) - Trevor Vittatoe threw for 263 yards and three touchdowns to lead UTEP to a 58-13 win over UCF on Saturday night. The game served as the first Conference USA tilt for both programs.

Rob Calabrese, making his first start for UCF (1-3, 0-1), threw for 167 yards and a touchdown. He also rushed for a game-high 86 yards on 11 attempts.

Also on the ground for the Knights, Ronnie Weaver amassed 51 yards and his first collegiate touchdown, a 13-yard scamper in the third quarter. Calabrese's main target against the Miners (1-3, 1-0) was Kamar Aiken. The sophomore returned to the lineup after missing the first three games, and racked up five receptions for 58 yards and a touchdown. That scoring play came on an eight-play, 77-yard drive in the second quarter that made it 17-7 UTEP.

However, a 74-yard touchdown reception by Kris Adams followed by Jose Martinez booting a 64-yard field goal to close the first half put the game out of reach for the Knights.

Cornelius Brown, who had two interceptions and blocked a punt, led the UTEP defense as it forced UCF into six turnovers, including two fumbles recovered for touchdowns.

Torrell Troup paced the Black and Gold defense with seven tackles, two of which came for a loss of 15 yards. Collectively, UCF completed the contest with 10 quarterback hurries and six pass break-ups. Joe Burnett, meanwhile, picked off his 13th career pass to tie him with Keith Evans for the school record.

FROST VS. FOES

| | | | |
|--------------------|-----|----------------------|-----|
| Arkansas State | 0-1 | North Carolina | 1-0 |
| Auburn | 1-0 | North Carolina A&T | 1-0 |
| Austin Peay | 1-0 | North Dakota | 1-0 |
| Bethune-Cookman | 1-0 | Northern Illinois | 1-0 |
| Buffalo | 1-0 | Northwestern | 2-3 |
| Cincinnati | 2-0 | Ohio State | 0-4 |
| Colorado | 0-2 | Oklahoma | 0-1 |
| East Carolina | 2-0 | Penn State | 1-0 |
| FIU | 2-0 | Purdue | 1-3 |
| Fordham | 1-0 | Rutgers | 1-0 |
| Georgia Southern | 0-1 | SMU | 1-0 |
| Houston | 0-1 | South Alabama | 1-0 |
| Illinois | 2-2 | South Carolina State | 1-0 |
| Indiana | 0-1 | Temple | 1-1 |
| Iowa | 0-4 | Troy | 0-1 |
| Jacksonville State | 1-0 | Tulane | 1-0 |
| Maryland | 2-1 | Tulsa | 0-1 |
| Memphis | 2-0 | UConn | 2-0 |
| Michigan | 0-3 | South Florida | 1-1 |
| Michigan State | 1-1 | Wisconsin | 0-3 |
| Minnesota | 1-3 | | |
| Navy | 1-0 | | |

BIG 12 STANDINGS

| Team | Record | Big 12 | H / A / N | vs. T25 | Streak |
|---------------|------------|------------|------------------------|------------|-----------|
| Iowa St. | 4-0 | 1-0 | 2-0 / 1-0 / 1-0 | 1-0 | W4 |
| Texas Tech | 4-0 | 1-0 | 3-0 / 1-0 / 0-0 | 1-0 | W4 |
| Houston | 3-0 | 1-0 | 2-0 / 1-0 / 0-0 | 0-0 | W3 |
| Arizona St. | 3-1 | 1-0 | 2-0 / 1-1 / 0-0 | 0-0 | W2 |
| Kansas | 3-1 | 1-0 | 3-0 / 0-1 / 0-0 | 0-0 | W1 |
| Arizona | 3-0 | 0-0 | 3-0 / 0-0 / 0-0 | 0-0 | W3 |
| BYU | 3-0 | 0-0 | 2-0 / 1-0 / 0-0 | 0-0 | W3 |
| UCF | 3-0 | 0-0 | 3-0 / 0-0 / 0-0 | 0-0 | W3 |
| TCU | 3-0 | 0-0 | 2-0 / 1-0 / 0-0 | 0-0 | W3 |
| Cincinnati | 2-1 | 0-0 | 2-0 / 0-0 / 0-1 | 0-0 | W2 |
| Oklahoma St. | 1-2 | 0-0 | 1-1 / 0-1 / 0-0 | 0-1 | L2 |
| Utah | 3-1 | 0-1 | 1-1 / 2-0 / 0-0 | 0-1 | L1 |
| Baylor | 2-2 | 0-1 | 1-2 / 1-0 / 0-0 | 1-0 | L1 |
| Colorado | 2-2 | 0-1 | 2-1 / 0-1 / 0-0 | 0-0 | W1 |
| West Virginia | 2-2 | 0-0 | 2-0 / 0-2 / 0-0 | 0-0 | L1 |
| Kansas St. | 1-3 | 0-1 | 1-1 / 0-1 / 0-1 | 0-1 | L2 |

THIS WEEK'S BIG 12 SCHEDULE

Friday, September 26

TCU at Arizona State - 9 p.m. ET - Tempe, Ariz. - FOX
Houston at Oregon State - 10:30 p.m. ET - Corvallis, Ore. - ESPN

Saturday, September 27

Cincinnati at Kansas - Noon ET - Lawrence, Kan. - TNT and HBO Max
Utah at West Virginia - 3:30 p.m. ET - Morgantown, W.Va. - FOX
Baylor at Oklahoma State - 3:30 p.m. ET - Stillwater, Okla. - ESPN2
Arizona at Iowa State - 7 p.m. ET - Ames, Iowa - ESPN
BYU at Colorado - 10:15 p.m. ET - Boulder, Colo. - ESPN

LAST WEEK IN THE BIG 12

Friday, September 19

Tulsa 19, Oklahoma State 12 - Stillwater, Okla.

Saturday, September 20

TCU 35, SMU 24 - Fort Worth, Texas
Texas Tech 34, Utah 10 - Salt Lake City Utah
Kansas 41, West Virginia 10 - Lawrence, Kan.
Arizona State 27, Baylor 24 - Waco, Texas
BYU 34, East Carolina 13 - Greenville, N.C.
Colorado 37, Wyoming 20 - Boulder, Colo.

BIG 12 PRESEASON MEDIA HONORS

Offensive Player of the Year: Sam Leavitt, QB, Arizona State, RS-So.

Defensive Player of the Year: Jacob Rodriguez, LB, Texas Tech, Sr.

Newcomer of the Year: Devon Dampier, QB, Utah, Jr.

Preseason All-Conference Team

Offense

QB: Sam Leavitt, Arizona State, RS-So.
RB: Bryson Washington, Baylor, RS-So.
RB: Jahiem White, West Virginia, Jr.
FB/HB: Will Swanson, Kansas State, Sr.
WR: Eric McAlister, TCU, Sr.
WR: Chase Roberts, BYU, RS-Sr.
WR: Jordyn Tyson, Arizona State, RS-Jr.
TE: Joe Royer, Cincinnati, RS-Sr.
OL: Ben Coleman, Arizona State, Gr.
OL: Spencer Fano, Utah, Jr.
OL: Bryce Foster, Kansas, RS-Jr.
OL: Caleb Lomu, Utah, RS-So.
OL: Jordan Seaton, Colorado, So.
PK: Will Ferrin, BYU, RS-Sr.
PR/KR: Josh Cameron, Baylor, RS-Rs.

Defense

DL: David Bailey, Texas Tech, Sr.
DL: Dontay Corleone, Cincinnati, RS-Sr.
DL: C.J. Fite, Arizona State, Jr.
DL: Lee Hunter, Texas Tech, Sr.
DL: Dominique Orange, Iowa State, Sr.
LB: Jacob Rodriguez, Texas Tech, Sr.
LB: Austin Romaine, Kansas State, Jr.
LB: Keaton Thomas, Baylor, RS-Jr.
DB: Xavion Alford, Arizona State, RS-Sr.
DB: Bud Clark, TCU, Sr.
DB: Jeremiah Cooper, Iowa State, Sr.
DB: DJ McKinney, Colorado, Jr.
DB: Jontez Williams, Iowa State, RS-Jr.
P: Palmer Williams, Baylor, Jr.

OPPONENT SCHEDULES



Jacksonville St. Gamecocks
2-2 (1-0 CUSA)

| | | |
|---------|----------------------|-----------|
| Aug. 28 | at UCF | L, 17-10 |
| Sep. 6 | Liberty | W, 34-24 |
| Sep. 13 | at Georgia Southern | L, 41-34 |
| Sep. 20 | Murray State | W, 45-10 |
| Sep. 27 | at Southern Miss | 6 p.m. |
| Oct. 9 | at Sam Houston* | 8 p.m. |
| Oct. 15 | Delaware* | 7 p.m. |
| Oct. 29 | at Middle Tennessee* | 7:30 p.m. |
| Nov. 8 | at UTEP* | 3 p.m. |
| Nov. 15 | Kennesaw State* | 2 p.m. |
| Nov. 22 | at FIU* | 3:30 p.m. |
| Nov. 29 | Western Kentucky* | 2 p.m. |



North Carolina A&T Aggies
1-3 (1-0 CAA)

| | | |
|---------|------------------------|-----------|
| Aug. 30 | at Tennessee State | L, 24-21 |
| Sep. 6 | at UCF | L, 68-7 |
| Sep. 13 | Hampton* | W, 33-30 |
| Sep. 20 | North Carolina Central | L, 62-20 |
| Sep. 27 | at Maine* | 3:30 p.m. |
| Oct. 4 | at William & Mary* | 3:30 p.m. |
| Oct. 11 | South Carolina State | 1 p.m. |
| Oct. 25 | Campbell* | 1 p.m. |
| Nov. 1 | Towson* | 1 p.m. |
| Nov. 8 | at Stony Brook* | Noon |
| Nov. 15 | Monmouth* | Noon |
| Nov. 22 | at Elon* | 2 p.m. |



North Carolina Tar Heels
2-2 (0-0 ACC)

| | | |
|---------|-----------------|------------|
| Sep. 1 | TCU | L, 48-14 |
| Sep. 6 | at Charlotte | W, 20-3 |
| Sep. 13 | Richmond | W, 41-6 |
| Sep. 20 | at UCF | L, 34-9 |
| Oct. 4 | Clemson* | |
| Oct. 17 | at Cal* | 10:30 p.m. |
| Oct. 25 | Virginia* | |
| Oct. 31 | at Syracuse* | 7:30 p.m. |
| Nov. 8 | Stanford* | |
| Nov. 15 | at Wake Forest* | |
| Nov. 22 | Duke* | |
| Nov. 29 | at NC State* | |



Kansas St. Wildcats
1-3 (0-1 Big 12)

| | | |
|---------|--------------------|----------|
| Aug. 23 | vs. Iowa State* | L, 24-21 |
| Aug. 30 | North Dakota | W, 38-35 |
| Sep. 6 | Army | L, 24-21 |
| Sep. 12 | at Arizona | L, 23-17 |
| Sep. 27 | UCF* | Noon |
| Oct. 4 | at Baylor* | Noon |
| Oct. 11 | TCU* | |
| Oct. 25 | at Kansas* | |
| Nov. 1 | Texas Tech* | |
| Nov. 15 | at Oklahoma State* | |
| Nov. 22 | at Utah* | |
| Nov. 29 | Colorado* | |



Kansas Jayhawks
3-1 (1-0 Big 12)

| | | |
|---------|-----------------|-----------|
| Aug. 23 | Fresno State | W, 31-7 |
| Aug. 29 | Wagner | W, 46-7 |
| Sep. 6 | at Missouri | L, 42-31 |
| Sep. 20 | West Virginia* | W, 41-10 |
| Sep. 27 | Cincinnati* | Noon |
| Oct. 4 | at UCF* | 7:30 p.m. |
| Oct. 11 | at Texas Tech* | |
| Oct. 25 | Kansas State* | |
| Nov. 1 | Oklahoma State* | |
| Nov. 8 | at Arizona* | |
| Nov. 22 | at Iowa State* | |
| Nov. 28 | Utah* | Noon |



Cincinnati Bearcats
2-1 (0-0 Big 12)

| | | |
|---------|--------------------|----------|
| Aug. 28 | vs. Nebraska | L, 20-17 |
| Sep. 6 | Bowling Green | W, 34-20 |
| Sep. 13 | Northwestern State | W, 70-0 |
| Sep. 27 | at Kansas* | Noon |
| Oct. 4 | Iowa State* | Noon |
| Oct. 11 | UCF* | |
| Oct. 18 | at Oklahoma State* | |
| Oct. 25 | Baylor* | |
| Nov. 1 | at Utah* | |
| Nov. 15 | Arizona* | |
| Nov. 22 | BYU* | |
| Nov. 29 | at TCU* | |



West Virginia Mountaineers
2-2 (0-1 Big 12)

| | | |
|---------|-------------------|---------------|
| Aug. 30 | Robert Morris | W, 45-3 |
| Sep. 6 | at Ohio | L, 17-10 |
| Sep. 13 | Pitt | W, 31-24 (OT) |
| Sep. 20 | at Kansas* | L, 41-10 |
| Sep. 27 | Utah* | 3:30 p.m. |
| Oct. 3 | at BYU* | 10:30 p.m. |
| Oct. 18 | at UCF* | |
| Oct. 25 | TCU* | |
| Nov. 1 | at Houston* | |
| Nov. 8 | Colorado* | |
| Nov. 15 | at Arizona State* | |
| Nov. 29 | Texas Tech* | |



Baylor Bears
2-2 (0-1 Big 12)

| | | |
|---------|--------------------|----------------|
| Aug. 29 | Auburn | L, 38-24 |
| Sep. 6 | at #17/16 SMU | W, 48-45 (20T) |
| Sep. 13 | Samford | W, 42-7 |
| Sep. 20 | Arizona State* | L, 27-24 |
| Sep. 27 | at Oklahoma State* | 3:30 p.m. |
| Oct. 4 | Kansas State* | Noon |
| Oct. 18 | at TCU* | |
| Oct. 25 | at Cincinnati* | |
| Nov. 1 | UCF* | |
| Nov. 15 | Utah* | |
| Nov. 22 | at Arizona* | |
| Nov. 29 | Houston* | |



Houston Cougars
3-0 (1-0 Big 12)

| | | |
|---------|--------------------|------------|
| Aug. 28 | Stephen F. Austin | W, 27-0 |
| Sep. 6 | at Rice | W, 35-9 |
| Sep. 12 | Colorado* | W, 36-20 |
| Sep. 26 | at Oregon State | 10:30 p.m. |
| Oct. 4 | Texas Tech* | 7 p.m. |
| Oct. 11 | at Oklahoma State* | |
| Oct. 18 | Arizona* | |
| Oct. 25 | at Arizona State* | |
| Nov. 1 | West Virginia* | |
| Nov. 7 | at UCF* | 8 p.m. |
| Nov. 22 | TCU* | |
| Nov. 29 | at Baylor* | |



Texas Tech Red Raiders
4-0 (1-0 Big 12)

| | | |
|---------|---------------------|----------|
| Aug. 30 | Arkansas-Pine Bluff | W, 67-7 |
| Sep. 6 | Kent State | W, 62-14 |
| Sep. 13 | Oregon State | W, 45-14 |
| Sep. 20 | at #16 Utah* | W, 34-10 |
| Oct. 4 | at Houston* | 7 p.m. |
| Oct. 11 | Kansas* | |
| Oct. 18 | at Arizona State* | |
| Oct. 25 | Oklahoma State* | |
| Nov. 1 | at Kansas State* | |
| Nov. 8 | BYU* | |
| Nov. 15 | UCF* | |
| Nov. 29 | at West Virginia* | |



Oklahoma St. Cowboys
1-2 (0-0 Big 12)

| | | |
|---------|----------------|-----------|
| Aug. 28 | UT Martin | W, 27-7 |
| Sep. 6 | at #4 Oregon | L, 69-3 |
| Sep. 19 | Tulsa | L, 19-12 |
| Sep. 27 | Baylor* | 3:30 p.m. |
| Oct. 4 | at Arizona* | 3 p.m. |
| Oct. 11 | Houston* | |
| Oct. 18 | Cincinnati* | |
| Oct. 25 | at Texas Tech* | |
| Nov. 1 | at Kansas* | |
| Nov. 15 | Kansas State* | |
| Nov. 22 | at UCF* | |
| Nov. 29 | Iowa State* | |



BYU Cougars
3-0 (0-0 Big 12)

| | | |
|---------|----------------|------------|
| Aug. 30 | Portland State | W, 69-0 |
| Sep. 6 | Stanford | W, 27-3 |
| Sep. 20 | at ECU | W, 34-13 |
| Sep. 27 | at Colorado* | 10:15 p.m. |
| Oct. 3 | West Virginia* | 10:30 p.m. |
| Oct. 11 | at Arizona* | |
| Oct. 18 | Utah* | |
| Oct. 25 | at Iowa State* | |
| Nov. 8 | at Texas Tech* | |
| Nov. 15 | TCU* | |
| Nov. 22 | at Cincinnati* | |
| Nov. 29 | UCF* | |

KNIGHT NOTES

RECEIVING VOTES IN AP POLL

- UCF saw its name crack into the AP Poll this week, receiving three votes
- The Knights are seeking their first ranking in the AP Poll since Week 13 of the 2022 season when they sat at No. 22
- Prior to Scott Frost's arrival, UCF had been ranked just 13 times in the AP Poll as an FBS school. In just 2017 alone, Frost nearly doubled the time UCF spent in the rankings, checking in for the 11 final polls of his final season in his first tenure as a Knight. In total, Frost sparked 33 straight appearances in the AP Poll, lasting through the entirety of the 2018 season and coming to an end in Week 6 of 2019, well after Frost had departed.
- The Knights total 57 AP poll appearances after popping their head back in for the final 2019 ranking as well as five weeks in 2020 and 2022

UNDERRATED BY THE AP

- According to a preseason release by Brett McMurphy of On3, UCF was listed as the No. 12 most underrated team by the AP poll since 2014, comparing the Associated Press' preseason Top 25 rankings with the AP's final rankings each season.
- Eight Big 12 Conference teams made the list of underrated teams, with BYU at No. 1, TCU at No. 4, Cincinnati at No. 6, Arizona State at No. 9, UCF at No. 12, Houston at No. 16, Oklahoma State at No. 17 and Arizona at No. 19
- On the flip side, UCF will face a non-conference opponent this season on the top 25 most overrated teams list as North Carolina checks in at No. 12. Also on the most overrated list is Utah at No. 18, Iowa State at No. 23 and Kansas State at No. 24.

FEELING TRENDY

- The return of Scott Frost as UCF's head coach reignites some trends from his first tenure, showcasing where the program was at 2017's end
- UCF outscored their opponents 627-329 in 2017, scoring 30 points or more in all 13 victories. The Knights' offense ranked No. 1 in the nation, averaging 48.2 points per game. UCF's high-powered offense continued even after Frost had departed, as the Black and Gold tacked on 18 more consecutive games scoring 30 points or more.
- UCF compiled 500+ yards of offense in eight of their 13 wins in 2017
- So far in 2025, UCF has scored 30+ points twice and has 500+ yards of offense in one of its three games
- When looking at 2016-17 and the 2025 season, Frost's UCF teams have posted 30 or more points in 20 of his 29 games at the helm and has scored 24 or more points in 25 of the 29. Additionally, Frost's UCF squads have tallied 500+ yards of offense 10 times across his three seasons in Black and Gold.

WINS SINCE 2017

- The Knights have compiled the most wins since 2017 than anyone in the Big 12 Conference, posting 72 victories from 2017-present. Fellow league mates Cincinnati (67), BYU, Oklahoma State and Utah (66) join the top 25 in wins since 2017.
- The Black and Gold are tied for 15th nationally in wins since the start of the 2017 season, level with Iowa who also has 72 and one behind Texas with 73. UCF got the streak going by posting 13 wins in 2017, 12 victories in 2018 and 10 in 2019.
- The Knights slot in among the nation's elite, as Georgia leads the way with 100, followed by Alabama (98), Ohio State (95), Clemson (92), Notre Dame (88), Oklahoma (82), Oregon (81), Michigan (80), Penn State (79), LSU (78), Boise State (77), Memphis (76), Appalachian State (74), Texas (73), while sitting tied with Iowa. UCF is ahead of Army, Louisiana and Washington (69), SMU and Fresno State (68), Cincinnati (67), BYU, Marshall, Oklahoma State and Utah (66) round out the top 25. UCF is also ahead of Iowa State, NC State, Troy and Wisconsin (65), Miami (FL), TCU and Texas A&M (64).

POINTS SINCE 2017

- The Knights sit seventh in the FBS in most points scored since 2017, putting 3,941 points on the scoreboard.
- UCF's points are the most by a current Big 12 program over that time, the next closest is Oklahoma State who sit 19th with 3,453. Other opponents on UCF's schedule this season in the top 25 in points since 2017 include Texas Tech (3,443) and North Carolina (3,418), sitting 19th and 20th, respectively.
- The Black and Gold sit behind Alabama (4,622), Ohio State (4,411), Oklahoma (4,286), Georgia (4,130), Clemson (4,071), and Memphis (4,039).
- UCF is sixth in points from touchdowns, registering 519 touchdowns during the span.

OFFENSE HISTORICALLY AMONG NATION'S BEST

- UCF has been consistently been top tier when it comes to offense, finishing in the top 15 in six of the last eight seasons
 - 2025 - 36th (449.3 yards per game)
 - 2024 - 14th (447.8 yards per game)
 - 2023 - 8th (487.0 yards per game)
 - 2020 - 2nd (568.1 yards per game)
 - 2019 - 2nd (540.5 yards per game)
 - 2018 - 5th (522.7 yards per game)
 - 2017 - 5th (530.5 yards per game)
- UCF rushing attack has powered the offense to its high numbers. The last two seasons were headlined by RJ Harvey before he was drafted by the Denver Broncos this past summer. The Knights have finished in the top 20 in rushing offense in five of the last seven seasons.
 - 2025 - 38th (202.3 yards per game)
 - 2024 - 5th (248.1 yards per game)
 - 2023 - 4th (228.2 yards per game)
 - 2022 - 9th (228.4 yards per game)
 - 2019 - 19th (223.8 yards per game)
 - 2018 - 8th (265.2 yards per game)

ITS PERSONNEL - UCF VS. NORTH CAROLINA

- While Scott Frost and Bill Belichick have not faced each other on the college gridiron, they are familiar with one another. Frost was a defensive back in the NFL for the New York Jets during the 1998 and 1999 seasons while Belichick was the defensive coordinator.
- Mike Dawson, UCF's edge rushing coach, worked at Nebraska alongside then-defensive coordinator Bob Diaco in 2017; Diaco is on staff with UNC as the defensive line coach. UCF faced Diaco while he was head coach of UConn from 2014-16, and attempted to start the "Civil Conflict" rivalry.

UCF AND NORTH CAROLINA MEET...FINALLY

- As Scott Frost's first run as UCF's head football coach was set to get started, UCF and UNC agreed to a home-and-home, announced Aug. 10, 2016.
- The first scheduled meeting was set to be in Chapel Hill in 2018, but with Hurricane Florence bearing down on the Carolinas, the game was canceled
- UCF was set to host UNC in 2020, but the ACC implemented a conference-only schedule due to the COVID-19 pandemic, canceling the contest.
- Now, in Frost's second run at UCF, the two teams finally met on the gridiron, with UCF taking the first leg of the home-and-home 34-9 with the return game set to take place in Chapel Hill in 2027

HISTORY VS. PAST NO. 1

- While UCF has faced the No. 1 team in the nation head-to-head just once, the Knights have a streak of playing historic programs that at some point in the program's history have reached a No. 1 ranking. Including 2025, the Knights have five consecutive regular seasons of playing one of those teams. If bowl games are included, the streak extends all the way back to Scott Frost's first year with the Knights, 2016.
- Since 2006, the only season that didn't include a previous No. 1 in the regular season or bowl game was 2015.
- The Knights' 2025 schedule sees BYU and North Carolina on that list, with BYU earning four weeks at No. 1, most recently in 1984 while North Carolina earned one number one ranking in 1948. Other years/teams in the streak: 2024 saw Colorado (7 weeks, last 1990), Florida (41 weeks, last 2009) and TCU (2 weeks, last 1938); 2023 saw Oklahoma (101 weeks, last 2011); 2022 and 2021 saw SMU (2 weeks, last 1950).
- If bowls are included, the 2020 season saw UCF match up with BYU in the Boca Raton Bowl. Keeping the streak alive: 2019 saw Pitt (21 weeks, last 1982); 2018 saw Pitt, SMU and LSU in the Playstation Fiesta Bowl (38 weeks, last 2019); 2017 saw Maryland (6 weeks, last 1955), SMU, and Auburn in the Chick-fil-A Peach Bowl (9 weeks, last 2010); 2016 saw Michigan (36 weeks, last 2024) and Maryland.

JADEN NIXON STEALS THE SHOW

- The redshirt senior running back posted a memorable performance in the win over N.C. A&T. He returned the opening kickoff 96 yards for a game-

UCF'S RECORD WHEN...

| | 2025 | Frost at UCF |
|--------------------------------------|------|--------------|
| Overall | 3-0 | 22-7 |
| Big 12 | 0-0 | 0-0 |
| Non-Conference | 3-0 | 10-3 |
| vs. ACC | 1-0 | 1-0 |
| vs. American | 0-0 | 13-4 |
| vs. Big Ten | 0-0 | 1-2 |
| vs. CUSA | 1-0 | 3-0 |
| vs. SEC | 0-0 | 1-0 |
| Home | 3-0 | 13-3 |
| Away | 0-0 | 8-3 |
| Neutral | 0-0 | 1-1 |
| Day game | 1-0 | 12-3 |
| Night game (6 p.m. start or later) | 2-0 | 10-4 |
| TV Games | | |
| ABC | 0-0 | 2-1 |
| CBS Sports Network | 0-0 | 4-3 |
| ESPN | 0-0 | 1-0 |
| ESPN2 | 0-0 | 2-0 |
| ESPNU | 0-0 | 4-2 |
| ESPN+ | 2-0 | 2-0 |
| FOX | 1-0 | 1-0 |
| FS1 | 0-0 | 1-0 |
| August | 1-0 | 2-0 |
| September | 2-0 | 6-2 |
| October | 0-0 | 6-2 |
| November | 0-0 | 6-2 |
| December | 0-0 | 1-1 |
| vs. FBS Top-25 teams | 0-0 | 3-2 |
| vs. FBS non-ranked teams | 3-0 | 19-5 |
| On artificial turf | 0-0 | 5-3 |
| On natural grass | 3-0 | 17-4 |
| Scoring first | 3-0 | 14-5 |
| Opponent scores first | 0-0 | 8-2 |
| Leading after 1st quarter | 2-0 | 14-4 |
| Trailing after 1st quarter | 0-0 | 5-3 |
| Tied after 1st quarter | 1-0 | 3-0 |
| Leading at halftime | 2-0 | 19-2 |
| Trailing at halftime | 0-0 | 2-4 |
| Tied at halftime | 1-0 | 1-1 |
| Leading after 3rd quarter | 2-0 | 19-2 |
| Trailing after 3rd quarter | 0-0 | 1-5 |
| Tied after 3rd quarter | 1-0 | 2-0 |
| Overtime | 0-0 | 1-1 |
| Scoring 19 points or less | 1-0 | 1-2 |
| Scoring 20-29 points | 0-0 | 2-4 |
| Scoring 30-39 points | 1-0 | 7-1 |
| Scoring 40+ points | 1-0 | 12-0 |
| Allowing 19 points or less | 3-0 | 12-0 |
| Allowing 20-29 points | 0-0 | 6-1 |
| Allowing 30-39 points | 0-0 | 2-4 |
| Allowing 40+ points | 0-0 | 2-2 |
| Games decided by 1-7 points | 1-0 | 5-3 |
| Games decided by 8-14 points | 0-0 | 2-0 |
| Games decided by 15-27 points | 1-0 | 6-3 |
| Games decided by 28+ points | 1-0 | 9-1 |
| With 100-yard rusher | 1-0 | 6-0 |
| Allow 100-yard rusher | 0-0 | 4-3 |
| With 300-yard passer | 0-0 | 8-0 |
| Allow 300-yard passer | 0-0 | 4-1 |
| Outgain opponent | 3-0 | 15-2 |
| Outgained by opponent | 0-0 | 7-5 |
| Rushing for <100 yards | 0-0 | 1-5 |
| Rushing for 100+ yards | 3-0 | 13-1 |
| Rushing for 200+ yards | 1-0 | 9-1 |
| Passing for <200 yards | 0-0 | 4-2 |
| Passing for 200+ yards | 3-0 | 18-5 |
| Passing for 250+ yards | 1-0 | 4-1 |
| Passing for 300+ yards | 1-0 | 10-1 |
| Total offense <300 yards | 0-0 | 1-3 |
| Total offense 300+ yards | 3-0 | 21-4 |
| Total offense 400+ yards | 2-0 | 17-2 |
| Total offense 500+ yards | 1-0 | 10-0 |
| Total offense 600+ yards | 0-0 | 4-0 |
| Allowing <100 yards rushing | 1-0 | 7-1 |
| Allowing 100+ yards rushing | 2-0 | 15-6 |
| Allowing 200+ yards rushing | 0-0 | 5-3 |
| Allowing <200 yards passing | 3-0 | 9-4 |
| Allowing 200+ yards passing | 0-0 | 13-3 |
| Allowing 250+ yards passing | 0-0 | 7-1 |
| Allowing 300+ yards passing | 0-0 | 5-1 |
| Allowing <300 yards total | 2-0 | 5-1 |
| Allowing 300+ yards total | 1-0 | 17-6 |
| Allowing 400+ yards total | 0-0 | 8-3 |
| Allowing 500+ yards total | 0-0 | 3-1 |
| Allowing 600+ yards total | 0-0 | 2-0 |
| When having 0 turnovers | 2-0 | 9-0 |
| When having 1-2 turnovers | 1-0 | 11-3 |
| When having 3+ turnovers | 0-0 | 2-4 |
| When having 0 takeaways | 0-0 | 1-2 |
| When having 1-2 takeaways | 2-0 | 11-4 |
| When having 3+ takeaways | 1-0 | 10-1 |
| Commit fewer turnovers | 2-0 | 17-1 |
| Commit more turnovers | 0-0 | 2-5 |
| Turnovers equal | 1-0 | 3-1 |
| Control time of possession | 2-0 | 7-0 |
| Opponent controls time of possession | 1-0 | 15-7 |
| Win Coin Toss | 0-0 | 10-4 |
| Lose Coin Toss | 3-0 | 12-3 |

KNIGHT NOTES

- opening touchdown. His long sprints didn't stop there as he earned 87- and 66-yard touchdown rushes in the game, compiling 156 rushing yards on the night. The 87-yard rush tied the third longest run from scrimmage in program history.
- ✦ The kickoff return for a touchdown was the second of Nixon's career and the first by a Knight since Mike Hughes did so in the War On I-4 game of 2017, which ended up being the game winner. It was the first opening kickoff return by a Knight since 2010 when Quincy McDuffie did it at Tulane.
- ✦ Nixon compiled 252 all-purpose yards and 18 points in the 68-7 win. The last UCF player to tally over 250 all-purpose yards was wide receiver Ryan O'Keefe, who tallied 251 in the Gasparilla Bowl against Florida on Dec. 23, 2021.
- ✦ Nixon became the fourth player in UCF's FBS history to tally a kickoff return for a touchdown and an offensive score in the same game (last 2012).
- ✦ On one of his touchdown runs, UCF's dance team was waiting for the next dead-ball whistle to put on their performance in the endzone. Nixon celebrated with the awaiting dance team, and later filmed a dance on Instagram reels with the team.

RUNNING PAST N.C. A&T

- ✦ More Knights than just Jaden Nixon put on a show in UCF's 68-7 victory in week two. Tayven Jackson and Jacurri Brown each had two rushing touchdowns of their own while Stacy Gage rushed for his first career touchdown, going 23 yards.
- ✦ The Knights rushed for seven touchdowns, one shy of tying a program record for rushing touchdowns in a single game
- ✦ Nixon and Brown both surpassed the 100-yard rushing mark, the first time a pair of Knights have done that since Ryan O'Keefe and Isiah Bowser did so in the Gasparilla Bowl against Florida on Dec. 23, 2021.

SCORING TRIFECTA

- ✦ UCF scored three different ways against N.C. A&T, earning kick return, defensive and offensive touchdowns all within the first quarter.
- ✦ This first-quarter frenzy marked a rare trifecta that UCF last accomplished in a full game on Oct. 28, 2017 against Austin Peay. Doing it all within the first quarter? That hadn't happened since Oct. 1, 2016, when Frost's first UCF squad pulled off a score in all three categories against East Carolina, although the defensive score was a safety.

FIRST FROST 2 = VICTORY NO. 1

- ✦ After posting the best two-year turnaround in the recent history of college football back in 2016 and 2017, the second first game of Scott Frost's UCF career resulted in a victory, beating Jacksonville State 17-10.
- ✦ The Knights' Tayven Jackson tossed a 33-yard strike to DJ Black near the endzone on 3rd and 9 with 1:03 left to play for the game-winning touchdown
- ✦ A two-hour, seven-minute weather delay paused the game with 10:45 left in the second quarter. UCF's starting quarterback Cam Fancher was injured just before the weather delay in a 0-0 game.
- ✦ The game remained scoreless into the half, just the sixth time in Big 12 history and first since Ohio and Iowa State in 2023.
- ✦ In three season openers under Frost, UCF has shut out its opponent in seven of 12 possible quarters. Frost improved to 3-0 in openers as a Knight

WIN NUMBER 300

- ✦ UCF earned its 300th victory in program history in the season opening 17-10 win over Jacksonville State
- ✦ It took the Knights 542 games to reach the mark, making them the second-fastest of the Power 4 teams in Florida (Florida State, 479; UCF, 542; Miami, 552; Florida, 560)
- ✦ Additionally, it makes UCF the seventh-fastest to reach that mark out of members in the Big 12 Conference (Arizona, 463; Utah, 466; Colorado, 483; Arizona State, 494; West Virginia, 501; TCU, 526; UCF, 542; Kansas and Texas Tech, 547; Baylor, 560; Houston, 574; BYU, 598; Cincinnati, 604; Iowa State, 661; Oklahoma State, 673; Kansas State, 815)

DJ BLACK: D-II TO P4 TD

- ✦ DJ Black, who was on the receiving end of the game-winning touchdown to lift UCF to a 17-10 victory, earned the start in his first game in the Power 4
- ✦ Last season, Black was a member of Limestone, a Division II program that closed the football program down last season. Black plastered his name all over the statsheet, scoring 11 touchdowns and recording 939 receiving yards.
- ✦ Offensive lineman Owen Spell was also at Limestone with Black in 2024

RETURNING TO THE AIR

- ✦ The two quarterbacks to play in UCF's opener vs. Jacksonville State totaled 314 passing yards. UCF didn't pass for over 300 yards at any point last season; the last time before 2025's opener was the third game of the 2023 season, tallying 349 vs. Villanova
- ✦ Tayven Jackson accounted for 282 passing yards vs. Jacksonville State, the second highest total of his career behind his career-best 299.

SEASON OPENING STREAK

- ✦ The opening night victory against Jacksonville State was the 10th consecutive win for the Knights in their first game of the season, a trend Frost started as UCF's head coach in 2016 with a 38-0 win over South Carolina State
- ✦ Beyond that, UCF has now started 1-0 in 19 of the last 21 seasons and has won 21 of 31 openers since becoming an FBS program to begin the 1996 season
- ✦ The Knights have won 16 of 19 home openers at Acrisure Bounce House, including five in a row and nine of the last 10

63 NEWCOMERS

- ✦ In what is technically his third year at the helm of the Knights and the first in his second stint, over half of Frost's roster is new to UCF. Officially, 63 of the 112 players on the squad will be making their debut on the roster.
- ✦ Of the 63 newcomers, 36 are transfers from other D-I institutions. Another six transfers are from football programs throughout other levels while two are former Division I basketball players and one is a former MiLB pitcher.
- ✦ A class of 18 true freshmen make up the remaining newcomers

RETURNING PRODUCTION

- ✦ With 63 new players on the roster, returning production is slim
- ✦ Four players from the 2024 squad started in six or more games, with Paul Rubelt being the lone returner to start in all 12. Just behind him was Malachi Lawrence and Nyjalik Kelly with 11 starts while Braeden Marshall had six.
- ✦ In total, 17 returners from last year's roster played in seven games or more
- ✦ The three starters on defense who started six or more games last season account for 11.7% of tackles in 2024 (90 of 772), 22.2% of tackles for loss (18.5 of 83), 47.7% of sacks (10.5 of 22) and one of nine interceptions
- ✦ In total, 14 defensive returners from the 2024 roster tallied 148 tackles (19.2%), 22.5 tackles for loss (27.1%) 12 sacks (54.5%) and two of nine picks
- ✦ Offensive returners tallied 694 rushing yards (23.3%) and 88 receiving yards (3.7%)

UCFCAST

- ✦ Running backs Myles Montgomery and Jaden Nixon are poised to be a one-two punch on the gridiron, and have already proved the same in podcasting
- ✦ So far, the duo has hosted eight episodes in the preseason, welcoming guests such as legendary UCF running back Latavius Murray, as well as current teammates such as Paul Rubelt, Dalton Riggs, Keli Lawson and more

THRIVING ON THURSDAYS

- ✦ UCF extended its Thursday winning streak to 11 with the win over Jacksonville State, the third-longest active streak in college football
- ✦ Two conference mates, Oklahoma State and Utah, lead the active list with 13 and 12 straight Thursday wins each, respectively, after week 1 of 2025
- ✦ Other active Thursday win streaks include Memphis with nine and Toledo and Clemson with eight each. The longest Thursday winning streak in college football history belongs to Miami (FL) at 15 which went from 1998-2008.

HE'S BACK!

- ✦ Scott Frost's return to UCF makes him one of 16 active head coaches who coached at a school, left and returned. Frost, along with Rich Rodriguez (West Virginia) and Matt Viator (McNeese) are set to start their second term as head coach when the 2025 season kicks off. The full list of the 16 active head coaches making returns to a previous stop are: Scott Frost (UCF), Rich Rodriguez (West Virginia), Matt Viator (McNeese), Kelley Lee (Eastern New

HISTORY VS. RANKED TEAMS

Record vs. **AP Top 25** teams - FCS & FBS Era: **10-36**

Record vs. **Coaches Top 25** teams - FCS & FBS Era: **10-37**

| Date | AP/Coach Rk. | Opponent | Result |
|---------------|--------------|------------------|---------------|
| Oct. 26, 2024 | 11 / 12 | BYU | L, 37-24 |
| Oct. 19, 2024 | 9 / 12 | at Iowa State | L, 38-35 |
| Nov. 11, 2023 | 15 / 17 | Oklahoma State | W, 45-3 |
| Oct. 21, 2023 | 6 / 7 | at Oklahoma | L, 31-29 |
| Dec. 3, 2022 | 18 / 18 | vs. Tulane | L, 45-28 |
| Nov. 12, 2022 | 17 / 17 | at Tulane | W, 38-31 |
| Oct. 29, 2022 | 20 / 19 | Cincinnati | W, 25-21 |
| Oct. 16, 2021 | 3 / 4 | at Cincinnati | L, 56-21 |
| Dec. 22, 2020 | 13 / 15 | vs. BYU | L, 49-23 |
| Nov. 21, 2020 | 7 / 7 | Cincinnati | L, 36-33 |
| Jan. 1, 2019 | 11 / 11 | vs. LSU | L, 40-32 |
| Nov. 17, 2018 | 19 / 20 | Cincinnati | W, 38-13 |
| Jan. 1, 2018 | 7 / 8 | vs. Auburn | W, 34-27 |
| Dec. 2, 2017 | 16 / 14 | vs. Memphis | W, 62-55 (OT) |
| Nov. 24, 2017 | 22 / 19 | South Florida | W, 49-42 |
| Oct. 29, 2016 | NR / 24 | at Houston | L, 31-24 |
| Sep. 10, 2016 | 5 / 6 | at Michigan | L, 51-14 |
| Oct. 24, 2015 | 21 / 22 | Houston | L, 59-10 |
| Sep. 13, 2014 | 20 / 22 | at Missouri | L, 38-10 |
| Jan. 1, 2014 | 6 / 5 | vs. Baylor | W, 52-42 |
| Oct. 18, 2013 | 8 / 6 | at Louisville | W, 38-35 |
| Sep. 28, 2013 | 12 / 13 | South Carolina | L, 28-25 |
| Sep. 8, 2012 | 14 / 14 | at Ohio State | L, 31-16 |
| Nov. 12, 2011 | 25 / 23 | at Southern Miss | L, 30-29 |
| Nov. 14, 2009 | 13 / 12 | Houston | W, 37-32 |
| Nov. 7, 2009 | 2 / 2 | at Texas | L, 35-3 |
| Oct. 17, 2009 | 9 / 11 | Miami | L, 27-7 |
| Oct. 26, 2008 | 19 / 18 | at Tulsa | L, 49-19 |
| Sep. 6, 2008 | 17 / 18 | South Florida | L, 31-24 (OT) |
| Oct. 13, 2007 | 5 / 15 | at South Florida | L, 64-12 |
| Sep. 15, 2007 | 6 / 6 | Texas | L, 31-24 |
| Sep. 9, 2006 | 7 / 7 | at Florida | L, 42-0 |
| Sep. 11, 2004 | 10 / 10 | West Virginia | L, 45-20 |
| Sep. 4, 2004 | 21 / 22 | at Wisconsin | L, 34-6 |
| Nov. 28, 2003 | 15 / 16 | Miami (OH) | L, 56-21 |
| Aug. 31, 2003 | 9 / 10 | at Virginia Tech | L, 49-28 |
| Aug. 31, 2002 | 24 / 23 | at Penn State | L, 27-24 |
| Sep. 29, 2001 | 8 / 7 | at Virginia Tech | L, 46-14 |
| Sep. 1, 2001 | 19 / 18 | at Clemson | L, 21-13 |
| Nov. 11, 2000 | 8 / 8 | Virginia Tech | L, 44-21 |
| Sep. 25, 1999 | 11 / 9 | at Georgia | L, 24-23 |
| Sep. 18, 1999 | 12 / 13 | at Georgia Tech | L, 41-10 |
| Sep. 11, 1999 | 4 / 4 | at Florida | L, 58-27 |
| Sep. 4, 1999 | 22 / 23 | Purdue | L, 47-13 |
| Sep. 27, 1997 | 8 / 8 | at Auburn | L, 41-14 |
| Sep. 13, 1997 | 6 / 5 | at Nebraska | L, 38-24 |
| Sep. 23, 1995 | 1 / 1 | at Florida State | L, 46-14 |

Record Breakdown vs. AP Ranked Teams

| No. 1 | Top 5 | Top 10 | Top 25 |
|-------|-------|---------|--------|
| 0-1 | 0-6 | 3-18 | 10-36 |
| Home | Away | Neutral | |
| 5-11 | 2-23 | 3-3 | |

Record vs. **AP Top 25** teams: **10-36**

Record vs. **Coaches Top 25** teams: **10-37**

Records from each No. 1, Top 5, 10 and 25 are added and represented in the following column. Don't add each respective column!

KNIGHT NOTES

Mexico), Mike Furrey (Limestone), Mike Locksley (Maryland), Bo Atterberry (Southeastern Oklahoma State), Joe Dupaix (Southern Virginia), Ted Karras Jr. (Marian [Ind.]), Lance Hinson (Saint Mary), Mike Cardner (Tabor), Bobby Hauck (Montana), Greg Schiano (Rutgers), Shannon Currier (Concordia-St. Paul), Todd Whitten (Tarleton State), Tom Kelley (Framingham State).

FOURTH QUARTER LOCKDOWN

- ✦ Last season, UCF was tied for the second-fewest touchdowns allowed in the fourth quarter in all of FBS, allowing just five offensive TDs in the fourth
- ✦ While Northern Illinois led the nation with just four fourth quarter offensive scores allowed, UCF led the Big 12 with the fewest in the category and was tied at five with Georgia, Indiana, Iowa, James Madison, Ole Miss and Wyoming
- ✦ A handful of other Big 12 programs were close to the Knights, as Houston and Iowa State each allowed six fourth quarter offensive scores while Cincinnati allowed seven

WATCH LISTS

- ✦ A handful of Knights have been named to preseason watchlists throughout the fall, with Jaden Nixon leading the way with four nods
- ✦ Running back Jaden Nixon was named to four preseason watchlists: Maxwell Award (college player of the year), Paul Hornung (most versatile player in college football), Doak Walker (best running back), Earl Campbell Tyler Rose Award (offensive player who exhibit the enduring characteristics that define Earl Campbell; also must either be born in Texas, attended high school in Texas or attend a college/university in Texas).
- ✦ Running back Myles Montgomery joined Nixon on the Doak Walker Award watchlist, an honor former Knight RJ Harvey and was a two-time semifinalist for
- ✦ Paul Rubelt was tabbed to the Allstate Wuerffel Trophy watchlist, college football's premiere award for community service
- ✦ Cam Fancher and John Walker were named to the Comeback Player of the Year watchlist; Walker missed all last season while Fancher missed time late

TRIO HONORED BY PHIL STEELE

- ✦ UCF had a trio of Knights named to Phil Steele's 2025 Preseason Big 12 Teams
- ✦ A pair of Knights made their way onto the Second Team; defensive end Nyjalik Kelly earned the nod after 5.5 sacks for the Black and Gold last year while running back Jaden Nixon compiled 921 yards for Western Michigan
- ✦ Fifth-year senior and Knight offensive lineman Paul Rubelt earned a spot on the Third Team after grading out at a 78.7% clip in pass blocking and helping the Knights finish fifth nationally in rushing offense per game

DUNNAM FIFTH-HIGHEST RATED SAFETY IN BIG 12

- ✦ UCF newcomer and defensive back Phillip Dunnam graded as the fifth highest safety in the Big 12 Conference, according to PFF College.
- ✦ He earned a 76.6 grade. Preceding him was TCU's Bud Clark (89.8), Houston's CJ Douglas (85.7), Utah's Tao Johnson (82.5) and Cincinnati's Antwan Peek Jr. (80.9). Dunnam checks in ahead of West Virginia's Jordan Walker (75.1), rounding out the top half-dozen safeties in the Big 12.
- ✦ Last season, Dunnam suited up for Florida Atlantic, eight starts in 11 games played; he tallied 56 tackles, 2.5 of which were for a loss, and three picks

IN OUR KNIGHTED ERA

- ✦ UCF debuted new uniforms for the 2025 season and the return of head coach Scott Frost. The uniforms are a fresh blend of classic and modern elements that pay homage to multiple iconic eras in UCF football history. The numbers in particular have four different eras represented:
 - ✦ The drop shadow on the numbers are a nod to 1998, the year UCF QB Daunte Culpepper finish top 10 in Heisman voting
 - ✦ The notches in the numbers were introduced in 2013, the year UCF QB Blake Bortles led the Knights to a Fiesta Bowl victory, they also replicate the block "Knights" wordmark in the endzones of the Bounce House.
 - ✦ Select tones and edges were selected from UCF's "Knighthood" font which was featured in the program's rise to the Big 12.
 - ✦ The numbers on the new uniforms are bigger and bolder than the most recent version, a nod to large numbers worn from 2016-21.
- ✦ In addition to the new number font, shoulder numbers return to UCF's uniforms from the 2016-21 versions. The shoulders keep a nod to the pegasus, the university's academic logo, by featuring an oversized pegasus wing which was first featured on UCF's 2023 Mission VII Space uniforms. The pants on the new uniforms feature three larger polaris stars, representing UCF's past, present and future. The polaris star also makes an appearance inside the numbers as the shape of the perforation in the numbers. The polaris star is also a part of the university's academic logo.

TOUCH GRASS

- ✦ Acrisure Bounce House has new grass for the first time since it opened back in 2007. This summer, Carolina Green Corp. installed TifTuf® Bermudagrass, replacing the stadium's original field. The grass came from a sod farm in Vero Beach.
- ✦ Carolina Green Corp. is a licensed general contractor specializing in design, construction and renovation of natural and synthetic turf fields. They are one of a handful of construction firms labeled as Certified Field Builder (CFB) by the American Sports Builders Association. Carolina Green has on staff Certified Sports Field Managers (CSFM) and agronomists.

IT RUNS IN THE FAMILY

- ✦ It's not every day a person gets to interact with a pro athlete, but for a handful of Knights, they do every day with their family members. The below list of Knights have professional athletes in the family tree.
- ✦ Tayven Jackson's brother Trayce Jackson-Davis is a member of the Golden State Warriors, averaging 7.1 points per game over his career heading into the 2025-26 campaign; Tayven's father, Ray, played cornerback at Washington State and was a member of the Cougars' 1998 Pac-10 championship and went on to play in the NFL for four seasons, NFL Europe for two and Arena Football League for one.
- ✦ Phillip Dunnam's uncle is Miami Heat legend Udonis Haslem, while his cousins E.J. Biggers (cornerback) and Louis Delamas (safety) played in the NFL
- ✦ Jaden Nixon's second cousin is NFL legend Adrian Peterson. Nixon's father, Jeroid Johnson played football and ran track at Oklahoma State while his cousin LaKyrion Mays ran for the track team there as well. Two more of Jaden's cousins, Larry and Isiah, just wrapped up their college careers on the defensive side of the ball.
- ✦ Davi Belfort's father is retired UFC and Brazilian pro boxer Vitor Belfort
- ✦ Jayden Bellamy's father, Jay, played in the NFL for 14 seasons with the Saints and Seahawks. Jayden's sister, Breilyn (Bre), played five seasons of college basketball
- ✦ Kam Moore's father, Ron, played in the NFL for six seasons, scoring 14 touchdowns and rushing for 2,210 yards
- ✦ Aggyeman Addae's father, Jahmile Addae, currently coaches cornerbacks for the Buffalo Bills
- ✦ Jabari Brooks' father, Willie Kelly, played fullback at Auburn from 1988-92, winning SEC titles in 1988 and 1989. His brothers Karekin (RB at Penn), Kelly (EDGE at Mercer) and Djimon (DL at Georgia Tech) all recently wrapped up their college careers
- ✦ Zack Palmer's father, Mike, also played football at UCF, suiting up as a linebacker from 1995-98
- ✦ Brothers Carson and Chase Hinshaw are both rostered as wide receivers on this year's roster; nephew of former UCF OC Darin Hinshaw
- ✦ Two members of Tyreek's Robinson's family, Sam Shields and Demarcus Christmas, were drafted into the NFL

CUSA TIES

- ✦ Since its inception in 1995, Conference USA has seen 33 FBS programs have played in or are currently a part of the league, equalling 24.3% of the FBS teams. UCF was one of those teams, joining the league in 2005 before playing its final season in the league in 2012.
- ✦ The Black and Gold won two conference championships while members of CUSA, doing so in 2007 and 2010. The Knights finished first or tied for first in the East Division four times while members (2005, 2007, 2010, 2012).
- ✦ Jacksonville State is the most recent champion of Conference USA, winning the 2024 title after joining the league in 2023.
- ✦ Other teams that have come from Conference USA that are on UCF's 2025 schedule include Cincinnati and Houston

DIVISION I DEBUTS

- ✦ Fourteen members of this year's UCF squad are making the jump to the FBS level this season
- ✦ The Knights have eight players who are new to a Division I roster and an additional six that make the jump to FBS from FCS
- ✦ The eight Knights that are making the jump to Division I this season are: DJ Black (Limestone - DII / South Carolina), Dominick Campbell (Howard and Notre Dame men's basketball), Anthony Coaxum (W.V. Wesleyan/Kentucky Christian/Carson-Newman) Dallan "Deebo" Coleman (UCF and Georgia Tech men's basketball), Mason Denaburg (MiLB, Washington Nationals organization), Laparka Langston (NW Mississippi - NJCAA), Justin Royes (Virginia Union - DII), Owen Spell (Limestone - DII / Madonna)
- ✦ Additionally, six Knights make their jump from FCS to FBS in the 2025 season: Jabari Brooks (Samford), Chris Domercant (Chattanooga / Stonehill),

TEAM STREAKS

Overall: Won 3

Home: Won 3

Away: Lost 4

Neutral: Lost 3

Big 12: Lost 3

Big 12 Home: Lost 1

Big 12 Away: Lost 3

Non-Con: Won 3

Non-Con Home: Won 8

Non-Con Away: Lost 1

vs. AP Top Five: Lost 6

vs. AP Top 10: Lost 4

vs. AP Top 25: Lost 2

vs. Unranked: Won 3

Game Ends in Any Overtime: Won 1

Game Ends in One Overtime: Won 1

Game Ends in Double Overtime or Later: Won 1

Leading at Half: Won 3

Trailing at Half: Lost 4

KNIGHTS IN THE NFL



| | | | |
|-------------------|----------|----|--------|
| Kalia Davis | 49ers | DT | Active |
| Tylan Grable | Bills | T | IR |
| RJ Harvey | Broncos | RB | Active |
| Mike Hughes | Falcons | CB | Active |
| Charley Hughlett | Eagles | C | Active |
| Mac McWilliams | Eagles | CB | Active |
| John Rhys Plumlee | Seahawks | WR | IR |
| Alex Ward | Rams | C | Active |
| Gabe Davis | Bills | WR | Active |
| Matt Prater | Bills | K | Active |



RJ Harvey

KNIGHT NOTES

Cole Kozlowski (Colgate), Jeffson Lafontant (Bethune-Cookman), Connor Meadows (Tennessee State / Tennessee), Isaiah Reed (Brown)

MULTI-SPORT ATHLETES

- Plenty of Knights on this year's roster were multi-sport athletes in high school, but a few have gone on to play multiple sports at some high levels
- Punter Mason Denaburg recently traded in a baseball for a football after pitching in the Washington Nationals minor league organization after being a first round selection in the 2018 MLB draft. He appeared in 88 games across rookie ball to High-A, punching out 139 batters in the process.
- Tight end Dallan "Deebo" Coleman dons the Black and Gold for a second straight season, just on a different playing surface. After playing basketball at Georgia Tech for the first three seasons of his college career, Coleman transferred to UCF, helping the Knights reach the College Basketball Crown championship game. He averaged 6.7 points per game over his career, shooting 33.6% from the three-point line.
- Offensive lineman Dominick Campbell also transitions from the hardwood to the gridiron, playing basketball at Notre Dame his freshman year before spending the last two seasons with Howard. He averaged 5.8 points and 3.7 rebounds per game while shooting 49.7% from the floor.

NEW NATIONS

- The Knights have a chance to add two new nations to the all-time letterwinners list this season, welcoming Aymeric Koumba of France and Davi Belfort of Brazil
- Both players transferred in this season, as Koumba joins UCF from Michigan and Belfort from Virginia Tech
- Overall, UCF has six different nations represented on this year's roster: United States, France, Brazil, Italy, Canada and Germany

SEASON TICKETS SOLD OUT

- For the fifth consecutive season and the sixth time since 2019, UCF has sold out of its football season tickets allotment
- The lone season that separated the streak was due to a COVID-19 affected 2020 season
- With the sell out of season tickets, UCF is excited to reintroduce the Bounce Pass. The Bounce Pass is the most unique way to experience UCF Football allowing you to bounce around the stadium to take in gameday from different areas of Acrisure Bounce House

BIG 12 CONFERENCE

- 2025 marks the 30th season of Big 12 Football, which held its inaugural season in 1996
- UCF's win over North Carolina helped the Big 12 improve to 6-1 against ACC opponents this season as non-conference play concludes
- BYU (T-1st), Arizona (T-6th), UCF (T-6th), Houston (11th), Texas Tech (14th) and Cincinnati (20th) give the Conference six of the top 20 scoring defenses in the country.
- The Big 12 has eight wins versus Power Four opponents, which ties the 2002 season as the most non-conference wins against major conference opponents in league history.
- Seven of the 30 undefeated FBS programs entering Week Five are from the Big 12, tied for the second most of any conference.
- Big 12 QB Club: The Big 12 has nine teams that return quarterbacks who threw for 2,400 yards or more last season, nearly twice the total of any other Power 4 conference. The Conference also bolstered its QB class with talented newcomers.
- The Big 12 will create excitement again this season after the Conference led the nation in 2024 in fourth-quarter lead changes and go-ahead scores in the final minute of conference games.
- The Big 12 Conference will publicly provide player availability reports for all Conference games this season

THE SPACE GAME

- The UCF Space Game has been played annually since the 2017 season and the Knights are 8-0 all-time in space games following a 56-12 victory against Arizona on Nov. 2, 2024.
- The game recognizes the University of Central Florida's roots, founded as Florida Technological University in 1963 with the mission of providing personnel to support the growing U.S. space program at the Kennedy Space Center and Cape Canaveral Air Force Station. As the academic scope expanded beyond its original focus on engineering and technology, the school was renamed the University of Central Florida in 1978.
- The Citronauts, the Knights' nickname in Space Games, will play their Space Game on Nov. 7, a Friday night in Orlando. It will be the ninth installation of the Space Game and the second against a repeat opponent. UCF beat Houston 44-29 in 2019
- UCF Space Game History
 - Nov. 2, 2024: W, 56-12, Arizona
 - Nov. 11, 2023: W, 45-3, #15 Oklahoma State
 - Oct. 13, 2022: W, 70-13, Temple
 - Oct. 22, 2021: W, 24-7, Memphis
 - Oct. 24, 2020: W, 51-34, Tulane
 - Nov. 2, 2019: W, 44-29, Houston
 - Nov. 1, 2018: W, 52-40, Temple
 - Oct. 14, 2017: W, 63-21, ECU
- UCF is averaging 50.6 points per game in Space Games, while opponents have been held to 19.9 ppg.
- UCF Space Facts:
 - UCF is No. 1 nationally for placing graduates in aerospace industry jobs.
 - In 1968, UCF established its motto: "Reach for the Stars" to represent the University's promising aerospace education in engineering, electronics and other technological professions.
 - 29% of Kennedy Space Center employees are UCF Alumni.
 - The 50-yard line of Acrisure Bounce House is on the exact latitude as Launch Complex 39A, NASA's most historic launch pad, 31 miles to the east.

REMEMBERING COACH CLARK



The UCF Athletics community is deeply saddened to announce the passing of offensive line coach Shawn Clark.

Coach Clark, 50, passed away Sunday evening at a local hospital unexpectedly, with his wife, Jonelle, by his side. He was admitted on Tuesday, Sept. 9, after experiencing a medical emergency and remained in stable condition before passing away last night.

"Shawn was so much more than a coach. He was a remarkable man, husband, and father who cared deeply about his players and staff," said UCF head coach Scott Frost. "The reaction of our players and coaches to the news this morning is a testament to Shawn's character and the impact he had on every life that he touched. He was loved. Our thoughts and prayers are with his wife, Jonelle, and children, Giana and Braxton. We are here to support them and will continue to keep them in our hearts and prayers."

A veteran coach with more than two decades of experience, Coach Clark joined UCF in December 2024 following a successful tenure as head coach at Appalachian State, where he compiled a 40-24 record across five seasons. His App State tenure was highlighted by a 10-win season in 2021 and three bowl wins. Coach Clark's teams earned multiple Sun Belt East Division titles and developed some of the nation's top offensive line units, with his 2018 and 2019 groups ranked among the best in the country.

"We are heartbroken by Shawn's passing," said UCF Vice President and Director of Athletics Terry Mohajir. "He brought passion, integrity, and a genuine love for people to everything he did. Shawn will be remembered not only for his impact on the game of football, but also for the relationships he built and the example he set as a husband and father. Our deepest condolences go out to his wife and children during this difficult time."

As a player, Clark was a two-time All-American and three-time all-conference selection on the offensive line at App State, where the Mountaineers posted a 45-16 record during his career. He later built his coaching résumé with roles at Eastern Kentucky, Purdue, Kent State, and App State, where he guided multiple All-Americans and NFL draft picks.

Clark graduated from App State with a bachelor's degree in criminal justice in 1998 and earned a master's in education from Louisville in 2003.

He is survived by his wife, Jonelle, and their two children, Giana and Braxton.




Decal honoring Shawn Clark to be worn on UCF's helmets beginning this week at Kansas State

THE LAST TIME...

| | UCF – TEAM | | OPPONENT – TEAM | |
|--|--|---------------|--|----------|
| 90+ offensive plays | Tulane (99) | 10/24/20 | at South Florida (93) | 11/27/20 |
| 30+ first downs | Arizona (33) | 11/2/24 | at Oklahoma (30) | 10/21/23 |
| 500+ of total offense | North Carolina A&T (560) | 9/6/25 | at Cincinnati (515) | 11/4/23 |
| 600+ of total offense | Arizona (602) | 11/2/24 | vs. #13 BYU (655) | 12/22/20 |
| 700+ of total offense | Kent State (723) | 8/31/23 | at Memphis (703) | 10/17/20 |
| 500+ team passing yards | at Memphis (601) | 10/17/20 | South Florida (503) | 11/24/17 |
| Had 5+ passing touchdowns | at Memphis (5) | 10/17/20 | at Memphis (7) | 10/17/20 |
| Two players 100 yds passing | Florida A&M (B. Wimbush, 168; D. Gabriel, 127) | 8/29/19 | at Cincinnati (Gunner Kiel, 319; Hayden Moore, 154) | 10/31/15 |
| 300+ team rushing yards | Arizona (308) | 11/2/24 | at Kansas (399) | 10/7/23 |
| Had 5+ rushing touchdowns | North Carolina A&T (7) | 9/6/25 | West Virginia (5) | 10/28/23 |
| Two players 100 yds rushing | North Carolina A&T (Jaden Nixon, 156; Jacurri Brown, 106) | 9/6/25 | at Cincinnati (Kiner:114, R. Montgomery:113) | 10/7/23 |
| Two players 100 yds receiving | Temple (Kobe Hudson, 121; Ryan O'Keefe, 111) | 10/13/22 | --- | --- |
| 100 rush, 100 rec, 300 pass | at Florida Atlantic | 9/17/22 | at South Florida | 11/27/20 |
| | John Rhys Plumlee (121 rushing) | | Kelly Joiner (116 rushing), Brian Battie (102 rushing) | |
| | Alec Holler (115 receiving) | | Bryce Miller (121 receiving) | |
| | John Rhys Plumlee (339 passing) | | Jordan McCloud (404 passing) | |
| Three defensive scores | vs. Tulane (Drico Johnson - fum + int; Shaquill Griffin - int) | 11/5/16 | --- | --- |
| Recover onside kick | East Carolina | 11/19/15 | UAB | 11/24/12 |
| Record a safety | New Hampshire (Tennison, blocked punt) | 8/29/24 | Tulsa | 10/3/20 |
| Had 5+ sacks | vs. Auburn (6) | 1/1/18 | Utah (5) | 11/29/24 |
| Come from down 10 points | at TCU (21 points, 28-7) | 9/14/24 | Baylor (28 points, 35-7 to win 36-35) | 9/30/23 |
| Score on first play of game from scrimmage | Baylor (Richardson, 79-yard run) | 9/30/23 | --- | --- |
| Win on final snap of reg. | at Boise State (18-16, Colton Boomer, 40 FG) | 9/9/23 | vs. Penn State (Sam Ficken 36-yard field goal) | 8/30/14 |
| Convert two-point conv. | at TCU (Jefferson shovel pass to Harvey) | 9/14/24 | Utah (Bottari pass to Bernard) | 11/29/24 |
| Did not punt | at Cincinnati | 10/7/17 | at Cincinnati | 10/31/15 |

| | UCF PLAYER | | OPPONENT PLAYER | |
|-------------------------------|--|----------------|--|----------|
| 50+ passing attempts | Tulsa (Dillon Gabriel, 51) | 10/3/20 | at TCU (Josh Hoover, 52) | 9/14/24 |
| 60+ passing attempts | --- | --- | Louisiana Tech (Tim Rattay, 64) | 9/5/98 |
| 30+ completions | at Memphis (Dillon Gabriel, 35) | 10/17/20 | at TCU (Josh Hoover, 35) | 9/14/24 |
| 40+ completions | --- | --- | Louisiana Tech (Tim Rattay, 46) | 10/23/99 |
| 400+ yards passing | Tulane (Dillon Gabriel, 422) | 10/24/20 | at TCU (Josh Hoover, 402) | 9/14/24 |
| 500+ yards passing | at Memphis (Dillon Gabriel, 601) | 10/17/20 | South Florida (Quinton Flowers, 503) | 11/24/17 |
| 5+ passing touchdowns | Tulane (Dillon Gabriel, 5) | 10/24/20 | at Memphis (Brady White, 6) | 10/17/20 |
| 6+ passing touchdowns | Liberty (Darin Hinshaw, 6) | 11/6/93 | at Memphis (Brady White, 6) | 10/17/20 |
| 30+ rushing attempts | vs. Florida (Isaiah Bowser, 35) | 12/23/21 | at Memphis (Darrell Henderson, 31) | 10/13/18 |
| 40+ rushing attempts | Memphis (Brynn Harvey, 42) | 10/3/09 | Eastern Michigan (Anthony Sherrell, 43) | 11/8/03 |
| 150+ rushing yards | North Carolina A&T (Jaden Nixon, 156) | 9/6/25 | at Kansas State (DJ Giddens, 4) | 9/23/23 |
| 200+ rushing yards | Oklahoma State (RJ Harvey, 206) | 11/11/23 | at Kansas State (DJ Giddens, 4) | 9/23/23 |
| 250+ rushing yards | vs. Tulsa (Kevin Smith, 284) | 12/1/07 | Akron (Mike Clark, 255) | 9/27/86 |
| 4+ rushing touchdowns | Sam Houston (RJ Harvey, 4) | 9/7/24 | at Kansas State (DJ Giddens, 4) | 9/23/23 |
| 5+ rushing touchdowns | --- | --- | Virginia Tech (Lee Suggs, 5) | 11/11/00 |
| 150+ yards receiving | vs. Georgia Tech (Javon Baker, 173) | 12/22/23 | Baylor (Monaray Baldwin, 150) | 9/30/23 |
| 200+ yards receiving | vs. Nevada (Brandon Marshall, 210) | 12/24/05 | South Florida (Tyre McCants, 227) | 11/24/17 |
| 3+ receiving touchdowns | at South Florida (Jacob Harris, 3) | 11/27/20 | Memphis (Anthony Miller, 3) | 12/2/17 |
| 4+ receiving touchdowns | Ohio (Doug Gabriel, 4) | 11/30/02 | Valdosta State (Darrien Teals, 4) | 10/22/88 |
| 75-yard touchdown reception | Oklahoma State (Kobe Hudson, 75) | 11/11/23 | at Temple (Branden Mack, 75) | 10/26/19 |
| 70-yard non-scoring reception | Temple (Jaylon Robinson, 70) | 11/14/20 | Austin Peay (Kyrin Moore, 74) | 10/28/17 |
| 50+ yard field goal | Sam Houston (Colton Boomer, 50) | 9/7/24 | vs. Marshall (J. Rohrwasser, 50) | 12/23/19 |
| 4+ field goals | at Boise State (Colton Boomer, 4) | 9/9/23 | vs. LSU (Cole Tracy, 4) | 1/1/19 |
| 5+ field goals | --- | --- | Southern Miss (Danny Hrapmann, 5) | 11/12/11 |
| 2+ sacks | Utah (Nyjalik Kelly, 2) | 11/29/24 | Utah (Lander Barton, 2) | 11/29/24 |
| 3+ sacks | at South Florida (Landon Woodson, 3) | 11/27/20 | Navy (John Marshall, 4) | 11/19/22 |
| 3+ interceptions | --- | --- | at UConn (Andrew Adams, 3) | 11/1/14 |
| 2+ interceptions | Oklahoma State (Demari Henderson) | 11/11/23 | Boise State (Tyric LeBeauf, 2) | 9/2/21 |
| Interception for TD | at Iowa State (BJ Adams, 63) | 10/19/24 | Utah (Zemaiah Vaughn, 60 yards; Smith Snowden, 13 yards) | 11/29/24 |
| Fumble return for TD | North Carolina A&T (Rodney Lora, 0) | 9/6/25 | Colorado (Cam'Ron Silmon-Craig, 95 yards) | 9/28/24 |
| Kickoff return for TD | North Carolina A&T (Jaden Nixon, 96) | 9/6/25 | at Tulane (Stephon Huderson, 98) | 11/23/19 |
| Opening kickoff for TD | North Carolina A&T (Jaden Nixon, 96) | 9/6/25 | Pittsburgh (Lowell Robinson, 97) | 10/13/06 |
| 70-yard punt | at Pittsburgh (Andrew Osteen, 71) | 9/21/19 | Arizona (Michael Salgado-Medina, 71) | 11/2/24 |
| Punt return for TD | at Pittsburgh (Otis Anderson, 87) | 9/21/19 | at Kansas (Trevor Wilson, 82) | 10/7/23 |
| Blocked punt for TD | Georgia Tech (2nd Qtr, Q. Bullard) | 9/24/22 | at Arizona State (Montana Warren, 46) | 11/9/24 |
| Blocked punt | New Hampshire (2nd Qtr, L. Tennison) | 8/29/24 | South Carolina State (3rd Qtr, Zanjerri Dunham) | 9/1/22 |
| Blocked field goal | Jacksonville State (2nd Qtr, K. Lawson) | 8/28/25 | at TCU (2nd Qtr, LaMareon James) | 9/14/24 |
| Blocked extra point | at Iowa State (3rd Qtr, C Johnson) | 10/19/24 | at TCU (3rd Qtr, Bud Clark) | 9/14/24 |

BOLD indicates play or game from 2025 season



Most Common Final Scores in UCF Football History

| Game Result | Score | Times | Last Occurrence | UCF Record |
|-------------|-------|-------|--|------------|
| | 31-24 | 6 | Nov. 4, 2017, Win vs. SMU | 4-2 |
| | 38-17 | 5 | Dec. 21, 2012, Win vs. Ball State | 3-2 |
| | 31-21 | 4 | Nov. 23, 2024, at West Virginia | 2-2 |
| | 38-31 | 4 | Nov. 12, 2022, Win at #17 Tulane | 3-1 |
| | 24-7 | 4 | Oct. 22, 2021, Win vs. Memphis | 3-1 |
| | 38-0 | 4 | Sep. 8, 2018, Win vs. South Carolina St. | 3-1 |
| | 52-7 | 4 | Oct. 21, 2015, Loss at Cincinnati | 2-2 |
| | 31-14 | 4 | Sep. 26, 2015, Loss at South Carolina | 1-3 |
| | 19-14 | 4 | Nov. 9, 2013, Win vs. Houston | 1-3 |
| | 24-17 | 4 | Oct. 5, 2013, at Memphis | 1-3 |
| | 35-14 | 4 | Oct. 13, 2010, Win at Marshall | 3-1 |
| | 31-10 | 4 | Sep. 30, 2000, Win at Eastern Michigan | 1-3 |

What is Scorigami?

Scorigami is the art of building final scores that have never happened before. The concept was thought of by Jon Bois who sought to find unique scores in NFL history. In this case, we use it to see how often a score or range of points scored occurs, essentially creating a heat map of results across UCF football's history. Each data point is the final score of a UCF football game.

How do I read this chart?

The winning team's score is along the top (horizontal axis) and the losing team's score is along the left (vertical axis). Scores marked in green have happened, scores in white have not yet happened, scores in black are impossible. The bottom half is all black because the losing team can not score more points than the winning team. The numbers inside the green squares are the amount of times that score has happened. The higher the number in the green square, the more common the score.

370

UNIQUE SCORES

in UCF Football History

34-9

LAST SCORIGAMI

Sep. 20, 2025 vs. North Carolina

31

MOST COMMON WINNING SCORE

Has occurred 41 times, last occurrence 31-21 loss at West Virginia, Nov. 23, 2024
Next closest: 38 points, 33 times

14

MOST COMMON LOSING SCORE

Has occurred 52 times, last occurrence 28-14 loss vs. Utah, Nov. 29, 2024
Next closest: 7 points, 43 times

2025 Scorigamis

68-7, UCF beats North Carolina A&T on Sep. 6
34-9, UCF beats North Carolina on Sep. 20



Scott Frost

Head Coach / First Season, Third Season Overall at UCF

After an unforgettable two-year run that saw the UCF football program rise to national prominence, Scott Frost is coming back home.

Known for sparking the "Charge On" spirit and guiding UCF to its first perfect season, Frost was re-introduced as the program's next head coach by UCF Vice President and Director of Athletics Terry Mohajir on Dec. 8, 2024.

Frost originally served as UCF's head coach from 2016 to 2017, culminating in a historic 13-0 season, an AAC championship and a national championship that captured the nation's attention. In his final game, Frost guided UCF to a victory over No. 7 Auburn in the 2018 Peach Bowl, securing the program's first undefeated season in school history.

Frost posted the greatest two-year turnaround in college football history at UCF, inheriting a 0-12 team in 2015 and taking the Knights to a perfect season in his second and final year, when he was named the national coach of the year.

"I'm deeply honored to return to UCF, a school that has always held a special place in my heart," Frost said. "The foundation we built here has only grown stronger, and I am thrilled to continue shaping this program's legacy. As we prepare for year three in the Big 12 Conference, I look forward to working alongside our dedicated student-athletes, talented staff, and passionate fans to reach new heights together."

Frost went a combined 19-7 in two seasons at UCF, helping turn an 0-12 team into a 13-0 squad in just two years. In Frost's first season, he took the Knights to a bowl game and finished with a 6-7 record. The turnaround was historic, as Frost became the only first-year coach in FBS history to make a bowl game with a team that was winless the previous season. UCF led the nation with a six-win improvement in 2016 and exceeded that mark in 2017 as the nation's only undefeated team. The Knights put together the first undefeated regular season in UCF and AAC history in 2017, posted the longest winning streak in school history at the time of his departure (13 games), achieved the highest in-season ranking in program history (10th), highest final ranking (6th) and set an AAC record with 16 all-conference selections.

UCF was led by its high-powered offense and improved defense under Frost. The Knights led the nation in scoring at 48.2 points per game and were the only FBS team to score at least 30 points in every game in 2017. Defensively, UCF improved its scoring defense by 65 spots in Frost's two seasons.

In addition to being the unanimous choice as the 2017 AAC Coach of the Year, Frost was honored as the national coach of the year by the Associated Press, American Football Coaches Association, the Touchdown Club of Columbus, the Lombardi Award and FCA in addition to winning the Home Depot, Paul "Bear" Bryant and Eddie Robinson coach-of-the-year awards.

Frost began his coaching career at Northern Iowa in 2007 as a linebackers coach and was promoted to co-defensive coordinator in 2008. That season, his defense excelled, tying for third in the FCS with 40 takeaways and ranking ninth in scoring defense, allowing just 17.7 points per game. The 12-3 Panthers also led the Missouri Valley Football Conference in both rushing defense (107.1 yards per game) and scoring defense.

In 2009, Frost joined the Oregon coaching staff as the wide receivers coach under head coach Chip Kelly and offensive coordinator Mark Helfrich. Frost helped Oregon post a 79-14 record in his seven seasons, during which time the Ducks won four conference titles and twice played for the national championship.

Oregon never ranked lower than eighth nationally in scoring offense during Frost's seven seasons on staff, and the Ducks led the nation in scoring in 2010. Frost was promoted to offensive coordinator in 2013, and Oregon ranked in the top five nationally in both scoring and total offense each of his three seasons calling plays. The Ducks scored 681 points in 2014, the second-highest total in NCAA history. Oregon made it to the College Football Playoff Championship Game that year, when Frost was one of five finalists for the Broyles Award, presented annually to the nation's top assistant. Frost's quarterback, Marcus Mariota, won the Heisman Trophy and was the No. 2 overall pick in the 2015 NFL Draft.

After Kelly left for the Philadelphia Eagles, Oregon promoted Mark Helfrich to head coach and named Frost offensive coordinator and quarterbacks coach in 2013. In this role, Frost guided Marcus Mariota to a Heisman Trophy win and a berth in the national championship game. During Frost's tenure as offensive coordinator, Oregon recorded a 33-8 record and consistently ranked among the nation's top teams in scoring and total offense. His standout performance in 2014 earned him a finalist spot for the prestigious Broyles Award, recognizing the nation's top assistant coach.

Following his two years at UCF, Scott Frost served as the head football coach at the University of Nebraska for four-plus seasons from 2018 to 2022, coaching the first three games of the 2022 season. Frost posted a 16-31 record with the Cornhuskers. His tenure was defined by close losses, as 23 of his 31 losses were by single digits, including each of his final 13. Nebraska lost 22 one-score games during Frost's career, including 12 games by five or fewer points.

Last season, Frost had been serving as a coaching consultant for Sean McVay and the Los Angeles Rams.



COACHING RECORD

| Season | School | Record | Pct |
|---------------|------------------|--------------|-------------|
| 2016 | UCF | 6-7 | .462 |
| 2017 | UCF | 13-0 | 1.000 |
| 2018 | Nebraska | 4-8 | .333 |
| 2019 | Nebraska | 5-7 | .417 |
| 2020 | Nebraska | 3-5 | .375 |
| 2021 | Nebraska | 3-9 | .250 |
| 2022 | Nebraska | 1-2 | .333 |
| 2025 | UCF | 3-0 | 1.000 |
| At UCF | 3 Seasons | 22-7 | .759 |
| Total | 8 Seasons | 38-38 | .500 |

COACHING EXPERIENCE

| | | |
|-------------------|------------------|-----------------------------------|
| 2004 | Nebraska | Graduate Assistant |
| 2006 | Kansas State | Graduate Assistant |
| 2007 | Northern Iowa | Linebackers Coach |
| 2008 | Northern Iowa | Co-Defensive Coordinator/LB Coach |
| 2009-12 | Oregon | Pass Game Coordinator/WR Coach |
| 2013-15 | Oregon | Offensive Coordinator/QB Coach |
| 2016-17 | UCF | Head Coach |
| 2018-22 | Nebraska | Head Coach |
| 2024 | Los Angeles Rams | Senior Analyst |
| 2025-pres. | UCF | Head Coach |

PLAYING CAREER

| | | |
|----------------|--|------------------|
| 1993-94 | Stanford | FBS |
| 1995-97 | Nebraska | FBS |
| 1998 NFL Draft | Selected by New York Jets | Round 3, Pick 67 |
| 1998-2000 | New York Jets | NFL |
| 2001 | Cleveland Browns | NFL |
| 2002 | Green Bay Packers | NFL |
| 2003 | San Francisco 49ers/Tampa Bay Buccaneers | NFL |

CHAMPIONSHIPS

| | |
|------|---|
| 2017 | National Champions (Colley) |
| | Chick-fil-A Peach Bowl Champion |
| | American Athletic Conference Champion |
| | American Athletic Conference - East Division Champion |
| 1997 | National Champion |
| 1995 | National Champion |

AWARDS

| | |
|------|--|
| 2017 | AP National Coach of the Year |
| | AFC National Coach of the Year |
| | Paul "Bear" Bryant Award |
| | Eddie Robinson Coach of the Year |
| | Woody Hayes Trophy |
| | Home Depot Coach of the Year |
| | FCA Coach of the Year |
| | American Athletic Conference Coach of the Year |
| 1997 | Second Team All-Big 12 |
| 1996 | Big 12 Offensive Newcomer of the Year |

ASSISTANT COACHES



Alex GRINCH

Defensive Coordinator/Safeties
Mount Union, 2001 / 1st Season at UCF
Gameday Location: Field

- ◆ Four-time nominee and two-time Broyles Award semifinalist, earning his semifinal nods in 2019 at Oklahoma and 2017 at Washington State
- ◆ He joins the Knights after spending the 2024 season as the co-defensive coordinator and safeties coach at Wisconsin.
- ◆ A safety at Mount Union (1998-2001), Grinch and the Purple Raiders went 54-1 and won three NCAA Division III championships (1998, 2000, 2001) and four Ohio Athletic Conference titles. He earned All-America third team honors as a 2001 senior.



Steve COOPER

Offensive Coordinator/Tight Ends
Portland State, 2008 / 1st Season at UCF
Gameday Location: Box

- ◆ Spent four seasons with Scott Frost at Nebraska
- ◆ Was at Boise State in 2024 as an offensive analyst, helping the Broncos earn a spot in the inaugural 12-team College Football Playoff
- ◆ Spent the 2023 season as the offensive coordinator and quarterbacks coach at Maine, leading the Black Bears to the 10th-ranked passing offense in FCS with 3,081 yards.
- ◆ Was a part of the top passing offense in FCS as a wide receiver at Portland State for his final two collegiate seasons



Sean BECKTON SR.

Associate Head Coach/Wide Receivers
UCF, 1993 / 21st Season at UCF
Gameday Location: Field

- ◆ Beckton remains with UCF in his fourth stint with the Knights, after rejoining the program as an analyst in July 2024. He served on staff from 2009-2017 in multiple roles: 2009-11, defensive backs; 2012-15, wide receivers; 2016-17, tight ends and recruiting coordinator. He was also wide receivers coach from 1996-2003, after working as a graduate assistant from 1992-93.
- ◆ Coached tight ends at Nebraska with Coach Frost from 2018-22
- ◆ Beckton led the Knights in receiving yards in three consecutive years as a player, highlighted by 1,030 yards as a sophomore in 1988



Mike DAWSON

Defensive Run Game Coordinator/Edge
UMass-Amherst, 1997 / 3rd Season at UCF
Gameday Location: Field

- ◆ Dawson returns to UCF after serving as a defensive analyst at Kansas (2024) and Ohio State (2023)
- ◆ He previously coached UCF's defensive line during Frost's first tenure, leading the defensive front in their undefeated 2017 season
- ◆ Has spent time on NFL staffs with the Giants and Eagles
- ◆ Began his coaching career at the collegiate level in 1998 and climbed through the ranks coaching at UMass-Lowell, Maine, Pittsburgh, New Hampshire, Akron, Boston College and eventually the NFL



Kenny MARTIN

Defensive Tackles
Western Kentucky, 2012 / 5th Season at UCF
Gameday Location: Field

- ◆ Since joining UCF in 2021, Martin has helped transform the Knights' defense. His defensive tackle units have contributed significantly to national rankings in red-zone defense and multiple bowl game appearances.
- ◆ A four-year letterman for Western Kentucky, Martin started 42 games from 2009-12 (74 career tackles) and was a member of the Hilltoppers' first FBS bowl team in the 2012 Little Caesar's Pizza Bowl.
- ◆ An Orlando native, the Knights finished the 2024 campaign 29th in rushing defense, including third in the Big 12.



Brandon HARRIS

Defensive Backs
Miami, 2010 / 1st Season at UCF
Gameday Location: Field

- ◆ Harris, selected in the second round of the 2011 NFL Draft by the Houston Texans, brings professional playing experience to UCF
- ◆ Harris spent three seasons (2022-2024) at Florida Atlantic, rising to co-defensive coordinator and cornerbacks coach. In 2024, the Owls tallied 11 interceptions and two defensive touchdowns while forcing at least one turnover in eight games, while ranking among the nation's top 40 in red-zone defense



Jimmy BEAL

Running Backs
Montana State, 2006 / 1st Season at UCF
Gameday Location: Field

- ◆ Beal brings nearly 20 years of collegiate coaching experience, highlighted by his recent success in developing high-powered rushing offenses.
- ◆ At Utah State (2024), he helped orchestrate a rushing attack that averaged nearly 200 yards per game, placing the Aggies among the top five in the Mountain West
- ◆ Beal began his coaching journey at Rocky Mountain College (2005-2008) working with wide receivers and running backs followed by a graduate assistant role at Texas State and sprinter coaching at MSU Billings



Mark D'ONOFRIO

Linebackers
Penn State, 1992 / 1st Season at UCF
Gameday Location: Field

- ◆ Has tallied more than 20 years of coaching experience
- ◆ Spent 12 seasons as a defensive coordinator at Temple, Miami, and Houston, during which he coached and recruited numerous all-conference players, including 10 NFL draft picks in the first three rounds, such as linebacker Denzel Perryman and tight end David Njoku.
- ◆ Most recently spent two seasons working with Stanford's inside linebackers, dramatically improving the run defense, lifting Stanford from 126th to 40th nationally, allowing 132.9 rushing yards per game in 2024



McKenzie MILTON

Quarterbacks
UCF, 2019 / 1st Season at UCF
Gameday Location: Field

- ◆ One of the most iconic players to don a UCF uniform, he to Orlando as the Knights' quarterbacks coach in December 2024
- ◆ A former two-time AAC Offensive Player of the Year, earning the honor under Frost during his first stint at UCF in 2017, Milton led the UCF to a 27-6 overall record as the starter under center and led the Knights to two AAC Championships and consecutive New Year's Six bowl games.
- ◆ Joins UCF following two seasons as an offensive analyst at Tennessee, helping the Volunteers earn a spot in the inaugural 12-team CFP
- ◆ Threw for 8,683 yards and 72 touchdowns during his time in a UCF uniform. His 9,761 yards of total offense rank third in program record books



Pete ALAMAR

Special Teams Coordinator
Cal Lutheran, 1983 / 1st Season at UCF
Gameday Location: Field

- ◆ Brings over 40 years of experience as an assistant coach—including more than 20 years specializing in special teams
- ◆ Alamar thrived at Rice as both Associate Head Coach and Special Teams Coordinator, stepping in as interim head coach for the final four games of the 2024 season, where he led the team to two victories
- ◆ During his tenure at Stanford (2012-2022), Cal (2003-2009), Fresno State (2010-2011), and Rice (2023-2024), Alamar consistently coached specialists to national prominence, including Christian McCaffrey who earned national returner awards, Joshua Karty was a Lou Groza Award finalist

2025 UCF ROSTER

| ## | Name | Pos. | Ht. | Wt. | Year | Hometown/High School (Previous Schools) |
|----|---------------------|------|------|-----|-------|--|
| 0 | Dylan Wade | TE | 6-4 | 240 | Jr. | Orlando, Fla./Jones (Maryland) |
| 0 | Keli Lawson | LB | 6-4 | 230 | r-Sr. | Stephens City, Va./Sherando (Virginia Tech) |
| 1 | Kylan Fox | TE | 6-4 | 235 | So. | Valdosta, Ga./Grayson |
| 1 | Ja'Cari Henderson | DB | 6-0 | 180 | r-Jr. | Sanford, Fla./Seminole |
| 2 | Tayven Jackson | QB | 6-4 | 215 | r-Jr. | Greenwood, Ind./Center Grove (Indiana/Tennessee) |
| 2 | Phillip Dunnam | DB | 6-1 | 195 | Sr. | North Miami Beach, Fla./North Miami Beach (FAU/Indiana) |
| 3 | Marcus Burke | WR | 6-3 | 195 | r-Sr. | Jacksonville, Fla./Trinity Christian Academy (Florida) |
| 3 | Tony Williams | DB | 6-1 | 195 | Fr. | Miami, Fla./Miami Central |
| 4 | Taevion Swint | RB | 5-10 | 185 | Fr. | Kissimmee, Fla./Osceola |
| 4 | Braeden Marshall | DB | 5-10 | 200 | Jr. | Lake Mary, Fla./Lake Mary |
| 5 | Jaden Nixon | RB | 5-10 | 200 | r-Sr. | Las Colinas, Texas/Lone Star (Western Michigan/Oklahoma St.) |
| 5 | DJ Bell | DB | 6-4 | 185 | r-Jr. | Pensacola, Fla./Pensacola (Memphis) |
| 6 | Ric'Darious Farmer | WR | 5-11 | 160 | So. | Melbourne, Fla./Melbourne Central Catholic (West Virginia) |
| 6 | Isaiah Nixon | EDGE | 6-4 | 245 | r-So. | St. Petersburg, Fla./Lakewood |
| 7 | Duane Thomas Jr. | WR | 5-8 | 175 | Jr. | Miami Gardens, Fla./Chaminade - Madonna (Charlotte) |
| 7 | Antione Jackson | DB | 6-1 | 185 | Jr. | Lauderhill, Fla./Dillard (East Carolina) |
| 8 | Bredell Richardson | WR | 6-1 | 190 | r-Fr. | Tampa, Fla./Carrollwood Day |
| 8 | Demari Henderson | DB | 6-0 | 185 | r-Jr. | Sanford, Fla./Seminole |
| 9 | DJ Black | WR | 6-4 | 205 | r-Jr. | Inman, S.C./Chapman (Limestone/South Carolina) |
| 9 | Nyjalik Kelly | EDGE | 6-5 | 265 | Sr. | Oakland Park, Fla./Dillard (Miami) |
| 10 | Davi Belfort | QB | 5-11 | 195 | r-Fr. | Rio de Janeiro, Brazil / Western [Fla.] (Virginia Tech) |
| 10 | Sincere Edwards | EDGE | 6-3 | 250 | So. | Orlando, Fla./Wekiva (Pittsburgh) |
| 11 | Jacurri Brown | QB | 6-4 | 205 | r-Jr. | Valdosta, Ga./Lowndes (Miami) |
| 11 | Jaeden Gould | DB | 6-2 | 210 | r-Jr. | Somerset, N.J./Bergen Catholic (Syracuse/Nebraska) |
| 12 | Carl Jenkins Jr. | WR | 6-2 | 185 | Fr. | St. Augustine, Fla./St. Augustine |
| 12 | Aymeric Koumba | EDGE | 6-5 | 245 | r-So. | Bordeaux, France / Lycée Alfred Kastler (Michigan) |
| 13 | Chris Domercant | WR | 6-1 | 185 | r-Sr. | Bellingham, Mass. / Bellingham (Chattanooga/Stonehill) |
| 13 | Horace Lockett | DT | 6-6 | 355 | r-Jr. | Atlanta, Ga./Westlake (Georgia Tech) |
| 14 | Cam Fancher | QB | 6-2 | 205 | r-Sr. | Dayton, Ohio/Wayne (Florida Atlantic/Marshall) |
| 14 | Isaiah Reed | DB | 6-0 | 190 | 5th | Lake Wales, Fla. / Seffner Christian Academy (Brown) |
| 15 | Jyaire Brown | DB | 5-11 | 175 | r-Jr. | New Orleans, La./Lakota West (LSU/Ohio State) |
| 16 | Noe Ruelas | K/P | 6-1 | 195 | r-Sr. | West Hartford, Conn. / Hall (James Madison/UConn) |
| 16 | TJ Bullard | LB | 6-1 | 220 | r-Jr. | Tampa, Fla./Berkeley Prep |
| 17 | Brock Hansel | QB | 5-10 | 175 | r-Jr. | Lake Worth, Fla./Park Vista |
| 17 | Jaylen "AP" Heyward | DB | 6-0 | 190 | So. | Rockledge, Fla./Rockledge |
| 18 | Caden Piening | TE | 6-5 | 245 | Fr. | Cincinnati, Ohio/Anderson |
| 18 | Jakob Gude | DB | 5-11 | 190 | So. | Atlanta, Ga./Langston Hughes |
| 19 | Waden Charles | WR | 6-2 | 195 | Fr. | Boynton Beach, Fla./Somerset Academy |
| 19 | Hudson Gibbs | DB | 5-9 | 170 | r-So. | Winter Park, Fla./Winter Park |
| 20 | Lewis Carter | LB | 6-0 | 225 | Jr. | Tampa, Fla./Tampa Catholic (Oklahoma) |
| 21 | Stacy Gage | RB | 5-11 | 200 | r-Fr. | Tampa, Fla./St. Thomas Aquinas |
| 22 | Myles Montgomery | RB | 5-11 | 200 | r-Sr. | Jacksonville, Fla./Fletcher (Cincinnati) |
| 23 | Jayden Williams | DB | 5-11 | 190 | R-Sr. | Valrico, Fla. / Bloomingdale (FAU) |
| 25 | Rukeem Stroud | DB | 5-11 | 165 | Fr. | Plant City, Fla./Tampa Bay Tech |
| 26 | Christian Peterson | DB | 5-9 | 185 | So. | Dothan, Ala./Westlake |
| 27 | Nicholas Antoine | DB | 6-4 | 205 | r-Jr. | Daytona Beach, Fla./Mainland |
| 28 | Troy Ford Jr. | LB | 6-2 | 225 | r-So. | Savannah, Ga./Calvary Day |
| 29 | Jayden Bellamy | DB | 6-1 | 190 | r-Jr. | Freehold, N.J./Bergen Catholic (Syracuse/Notre Dame) |
| 30 | Kam Moore | LB | 6-1 | 220 | r-Jr. | Sanford, Fla./ Seminole |
| 31 | Noah McGough | K/P | 5-11 | 175 | Fr. | Dallas, Texas / Jesuit |
| 32 | Tyler Wrenn | RB | 5-11 | 185 | r-Sr. | Fort Pierce, Fla./Vero Beach (Chowan) |
| 32 | Malakhi Boone | LB | 6-2 | 230 | Fr. | Bushnell, Fla. / South Sumter |
| 33 | Phil Picciotti | LB | 6-3 | 230 | r-So. | Perkasie, Pa./IMG Academy (Oklahoma) |
| 34 | Terrell Jackson | DB | 6-1 | 185 | r-Jr. | Jacksonville, Fla./Trinity Christian |
| 35 | Agyeman Addae | RB | 5-9 | 190 | Fr. | Miami, Fla./Columbus |
| 36 | Chase Jarrett | DB | 6-0 | 200 | r-Fr. | Tampa, Fla./Plant |
| 37 | Rocklyn Kelley | LS | 6-1 | 225 | Fr. | Denton, Texas / Guyer |
| 38 | Jayden McDonald | LB | 6-4 | 235 | r-Sr. | Salem, Va. / Salem (Virginia Tech) |
| 39 | Andrea Parisi | WR | 5-11 | 195 | r-Fr. | Bergamo, Italy/Saint Andrew's |
| 40 | Anthony Venneri | P | 6-0 | 215 | r-Jr. | Hamilton, Ontario, Canada/St. Thomas More (Ohio State/Buffalo) |
| 42 | Chance Nixon | RB | 5-9 | 175 | Fr. | Oviedo, Fla. / Oviedo |
| 43 | Cole Kozlowski | LB | 6-2 | 225 | Sr. | Spring Lake, N.J./ Manasquan (Colgate) |
| 44 | Josh Dorsainvil | EDGE | 6-5 | 240 | r-Sr. | Orange Park, Fla./Ridgeview (Savannah State) |

CLASS BREAKDOWN

Seniors & Fifth Years (25)

| | |
|--|--------------------------------------|
| QB - 14 - Cam Fancher (r-Sr.) | OL - 77 - Keegan Smith (r-Sr.) |
| RB - 5 - Jaden Nixon (r-Sr.) | EDGE - 9 - Nyjalik Kelly (Sr.) |
| RB - 22 - Myles Montgomery (r-Sr.) | EDGE - 44 - Josh Dorsainvil (r-Sr.) |
| RB - 32 - Tyler Wrenn (r-Sr.) | EDGE - 51 - Malachi Lawrence (r-Sr.) |
| WR - 3 - Marcus Burke (r-Sr.) | EDGE - 96 - Anthony Coaxum (r-Sr.) |
| WR - 13 - Chris Domercant (r-Sr.) | LB - 0 - Keli Lawson (r-Sr.) |
| TE - 83 - Dallon "Deebo" Coleman (5th) | LB - 38 - Jayden McDonald (r-Sr.) |
| OL - 50 - Pat Barnett (5th) | LB - 43 - Cole Kozlowski (Sr.) |
| OL - 55 - Cameron Kinnie (5th) | DB - 2 - Phillip Dunnam (Sr.) |
| OL - 62 - Jabari Brooks (5th) | DB - 14 - Isaiah Reed (5th) |
| OL - 64 - Gaard Memmelaar (5th) | DB - 23 - Jayden Williams (r-Sr.) |
| OL - 66 - Colin Cook (5th) | K - 16 - Noe Ruelas (r-Sr.) |
| OL - 69 - Paul Rubelt (5th) | |

Juniors (35)

| | |
|-------------------------------------|------------------------------------|
| QB - 2 - Tayven Jackson (r-Jr.) | DT - 99 - Jamaal Johnson (r-Jr.) |
| QB - 11 - Jacurri Brown (r-Jr.) | EDGE - 45 - Quentin Hatch (r-Jr.) |
| QB - 17 - Brock Hansel (r-Jr.) | LB - 20 - Lewis Carter (Jr.) |
| WR - 7 - Duane Thomas Jr. (Jr.) | LB - 30 - Kam Moore (r-Jr.) |
| WR - 9 - DJ Black (r-Jr.) | DB - 1 - Ja'Cari Henderson (r-Jr.) |
| WR - 87 - Dwartney Wortham (r-Jr.) | DB - 4 - Braeden Marshall (Jr.) |
| TE - 0 - Dylan Wade (Jr.) | DB - 5 - DJ Bell (r-Jr.) |
| TE - 84 - Thomas Wadsworth (r-Jr.) | DB - 7 - Antione Jackson (Jr.) |
| OL - 52 - Carter Miller (r-Jr.) | DB - 8 - Demari Henderson (r-Jr.) |
| OL - 53 - Laparka Langston (Jr.) | DB - 11 - Jaeden Gould (r-Jr.) |
| OL - 58 - Connor Meadows (r-Jr.) | DB - 15 - Jyaire Brown (r-Jr.) |
| OL - 61 - Owen Spell (Jr.) | DB - 16 - TJ Bullard (r-Jr.) |
| OL - 63 - Shaheem Hill (r-Jr.) | DB - 27 - Nicholas Antoine (r-Jr.) |
| OL - 72 - Dominick Campbell (r-Jr.) | DB - 29 - Jayden Bellamy (r-Jr.) |
| OL - 78 - Preston Cushman (r-Jr.) | DB - 34 - Terrell Jackson (r-Jr.) |
| DT - 13 - Horace Lockett (r-Jr.) | LS - 47 - Dalton Riggs (r-Jr.) |
| DT - 91 - Keshawn Hudson (r-Jr.) | P - 40 - Anthony Venneri (r-Jr.) |
| DT - 95 - RJ Jackson Jr. (Jr.) | |

Sophomores (22)

| | |
|-------------------------------------|-------------------------------------|
| WR - 6 - Ric'Darious Farmer (So.) | DT - 94 - Rodney Lora (r-So.) |
| TE - 1 - Kylan Fox (So.) | EDGE - 6 - Isaiah Nixon (r-So.) |
| TE - 80 - Max Drag (r-So.) | EDGE - 10 - Sincere Edwards (So.) |
| OL - 68 - Ethan Higgins (r-So.) | EDGE - 12 - Aymeric Koumba (r-So.) |
| OL - 74 - Matthew Prigmore (r-So.) | LB - 28 - Troy Ford Jr. (r-So.) |
| OL - 75 - Andrew Phelan (r-So.) | LB - 33 - Phil Picciotti (r-So.) |
| OL - 76 - Justin Royes (r-So.) | DB - 17 - Jaylen "AP" Heyward (So.) |
| DT - 55 - John Walker (r-So.) | DB - 18 - Jakob Gude (So.) |
| DT - 87 - Andrew Rumph (r-So.) | DB - 19 - Hudson Gibbs (r-So.) |
| DT - 88 - Derrick LeBlanc (r-So.) | DB - 26 - Christian Peterson (So.) |
| DT - 92 - Jeffson Lafontant (r-So.) | DB - 49 - Donnell Johnson (r-So.) |

Freshmen (30)

| | |
|--------------------------------------|-------------------------------------|
| QB - 10 - Davi Belfort (r-Fr.) | OL - 57 - Camp Lott (Fr.) |
| RB - 4 - Taevion Swint (Fr.) | OL - 65 - Jaquez Joiner (Fr.) |
| RB - 21 - Stacy Gage (r-Fr.) | OL - 67 - Noah Senka (r-Fr.) |
| RB - 35 - Agyeman Addae (Fr.) | OL - 70 - RaiShaun McHaney (Fr.) |
| RB - 42 - Chance Nixon (Fr.) | OL - 71 - Thomas Gearity (r-Fr.) |
| WR - 8 - Bredell Richardson (r-Fr.) | OL - 73 - Jacob Maiava (Fr.) |
| WR - 12 - Carl Jenkins Jr. (Fr.) | DT - 54 - Trenton Turner (Fr.) |
| WR - 19 - Waden Charles (Fr.) | DT - 98 - Tyreek'e Robinson (r-Fr.) |
| WR - 39 - Andrea Parisi (r-Fr.) | LB - 32 - Malakhi Boone (Fr.) |
| WR - 81 - Zack Palmer (Fr.) | DB - 25 - Rukeem Stroud (Fr.) |
| WR - 82 - Jordyn Bridgewater (r-Fr.) | DB - 3 - Tony Williams (Fr.) |
| WR - 85 - Carson Hinshaw (r-Fr.) | DB - 36 - Chase Jarrett (r-Fr.) |
| WR - 86 - Chase Hinshaw (Fr.) | LS - 37 - Rocklyn Kelley (Fr.) |
| WR - 89 - Caleb Rollerson (r-Fr.) | K/P - 31 - Noah McGough (Fr.) |
| TE - 18 - Caden Piening (Fr.) | K/P - 97 - Mason Denaburg (Fr.) |

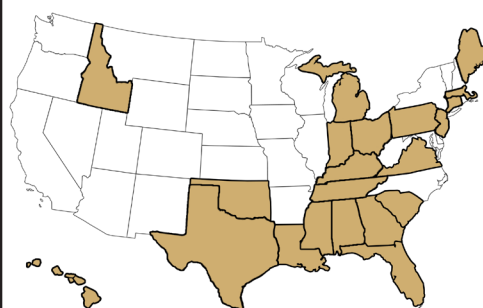
2025 UCF ROSTER

| ## | Name | Pos. | Ht. | Wt. | Year | Hometown/High School (Previous Schools) |
|----|------------------------|------|------|-----|-------|--|
| 45 | Quentin Hatch | EDGE | 6-1 | 225 | r-Jr. | Orlando, Fla./West Orange (Lake Erie College) |
| 47 | Dalton Riggs | LS | 6-3 | 225 | r-Jr. | Eagle, Idaho / Eagle (BYU) |
| 49 | Donnell Johnson | DB | | 180 | r-So. | Tallahassee, Fla./Monroe |
| 50 | Pat Barnett | OL | 6-6 | 305 | 5th | Key West, Fla./Key West |
| 51 | Malachi Lawrence | EDGE | 6-4 | 260 | r-Sr. | Louisville, Ky./DuPont Manual |
| 52 | Carter Miller | OL | 6-4 | 295 | r-Jr. | Fort Worth, Texas/Ravenwood (Louisiana Monroe/James Madison) |
| 53 | Laparka Langston | OL | 6-7 | 285 | Jr. | Atlanta, Ga./Mundy's Mill (Northwest Mississippi) |
| 54 | Trenton Turner | DT | 6-2 | 320 | Fr. | Lakeland, Fla. / Lakeland |
| 55 | Cameron Kinnie | OL | 6-3 | 310 | 5th | Lawrenceville, Ga./Collins Hill (Georgia) |
| 55 | John Walker | DT | 6-4 | 324 | r-So. | Kissimmee, Fla./Osceola |
| 57 | Camp Lott | OL | 6-6 | 265 | Fr. | McComb, Miss. / Parklane |
| 58 | Connor Meadows | OL | 6-4 | 300 | r-Jr. | Trenton, Tenn. / Peabody (Tennessee State/Tennessee) |
| 61 | Owen Spell | OL | 6-8 | 305 | Jr. | Jesup, Ga. / Wayne County (Limestone/Madonna) |
| 62 | Jabari Brooks | OL | 6-3 | 325 | 5th | Sandersville, Ga./Washington County (Samford) |
| 63 | Shaheem Hill | OL | 6-4 | 325 | r-Jr. | Orlando, Fla./Edgewater |
| 64 | Gaard Memmelaar | OL | 6-4 | 310 | 5th | Middleton, Idaho/Middleton (Washington) |
| 65 | Jaquez Joiner | OL | 6-4 | 285 | Fr. | Cocoa, Fla./Cocoa |
| 66 | Colin Cook | OL | 6-3 | 305 | 5th | Baton Rouge, La./Parkview Baptist (Evangel [Springfield]) |
| 67 | Noah Senka | OL | 6-2 | 295 | r-Fr. | Seminole, Fla./Indian Rocks Christian |
| 68 | Ethan Higgins | OL | 6-6 | 270 | r-So. | Brooksville, Fla./Hernando Christian |
| 69 | Paul Rubelt | OL | 6-11 | 310 | 5th | Frankfurt-Oder, Germany/Frankfurt-Oder |
| 70 | RaiShaun McHaney | OL | 6-8 | 270 | Fr. | Indianapolis, Ind. / Lutheran of Indianapolis |
| 71 | Thomas Gearity | OL | 6-4 | 295 | r-Fr. | St. Cloud, Fla./Osceola |
| 72 | Dominick Campbell | OL | 6-9 | 310 | r-Jr. | Scarborough, Maine/Phillips Exeter Academy (Howard/Notre Dame) |
| 73 | Jacob Maiava | OL | 6-2 | 280 | Fr. | Kahuku, Hawaii / Santa Margarita |
| 74 | Matthew Prigmore | OL | 6-2 | 315 | r-So. | Weston, Fla./Cypress Bay |
| 75 | Andrew Phelan | OL | 6-3 | 275 | r-So. | Orlando, Fla./East River |
| 76 | Justin Royes | OL | 6-5 | 300 | r-So. | Suffolk, Va./Lakeland (Virginia Union) |
| 77 | Keegan Smith | OL | 6-3 | 300 | r-Sr. | Jackson, Mich. / Jackson Lumen Christi Catholic (Central Michigan) |
| 78 | Preston Cushman | OL | 6-5 | 305 | r-Jr. | Saint Petersburg, Fla./Calvary Christian (Ole Miss) |
| 80 | Max Drag | TE | 6-4 | 250 | r-So. | Chapin, S.C. / Chapin (App State) |
| 81 | Zack Palmer | WR | 6-0 | 190 | Fr. | Orlando, Fla. / Boone |
| 82 | Jordyn Bridgewater | WR | 6-0 | 165 | r-Fr. | New Orleans, La./West Orange [Fla.] |
| 83 | Dallan "Deebo" Coleman | TE | 6-6 | 245 | 5th | Memphis, Tenn. / West Nassau [Fla.] (Georgia Tech) |
| 84 | Thomas Wadsworth | TE | 6-3 | 245 | r-Jr. | Melbourne, Fla./Melbourne |
| 85 | Carson Hinshaw | WR | 5-10 | 165 | r-Fr. | Lake Mary, Fla./Lake Mary |
| 86 | Chase Hinshaw | WR | 6-2 | 175 | Fr. | Lake Mary, Fla. / Lake Mary |
| 87 | Dwartzney Wortham | WR | 6-0 | 180 | r-Jr. | Columbus, Ga./Troup County |
| 87 | Andrew Rumph | DT | 6-3 | 330 | r-So. | Palmetto, Fla./Palmetto |
| 88 | Derrick LeBlanc | DT | 6-5 | 310 | r-So. | Opa-locka, Fla./Osceola (Oklahoma) |
| 89 | Caleb Rollerson | WR | 6-2 | 210 | r-Fr. | Ocala, Fla./Hawthorne |
| 91 | Keshaun Hudson | DT | 6-1 | 320 | r-Jr. | Fort Lauderdale, Fla./Dillard |
| 92 | Jeffson Lafontant | DT | 6-3 | 295 | r-So. | North Miami Beach, Fla. / North Miami Beach Senior (Bethune-Cookman) |
| 94 | Rodney Lora | DT | 6-3 | 300 | r-So. | North Arlington, N.J. / Woodberry Forest (North Carolina) |
| 95 | RJ Jackson Jr. | DT | 6-3 | 310 | Jr. | Choctaw, Okla./Choctaw (Tulsa) |
| 96 | Anthony Coaxum | EDGE | 6-5 | 270 | R-Sr. | Fort Lauderdale, Fla./Western (WW Wesleyan/Kentucky Christian/Carson-Newman) |
| 97 | Mason Denaburg | K/P | 6-4 | 225 | Fr. | Merritt Island, Fla. / Merritt Island |
| 98 | Tyreek'e Robinson | DT | 6-2 | 340 | r-Fr. | Bradenton, Fla./Manatee |
| 99 | Jamaal Johnson | EDGE | 6-2 | 255 | r-Jr. | Miami, Fla./Chaminade-Madonna |

Coaching Staff

Head Coach: Scott Frost (Nebraska, 1997) – First Season, Third Overall
 Offensive Coordinator: Steve Cooper (Portland State, 2008) – First Season
 Defensive Coordinator: Alex Grinch (Mount Union, 2001) – First Season
 Special Teams Coordinator: Pete Alamar (Cal Lutheran, 1983) – First Season
 Associate Head Coach/Wide Receivers: Sean Beckton Sr. (UCF, 1993) – 21st Overall
 Defensive Run Game Coordinator/Edges: Mike Dawson (U-Mass Amherst, 1997) – First Season, Third Overall
 Defensive Tackles: Kenny Martin (Western Kentucky, 2012) – Fifth Season
 Offensive Line:
 Defensive Backs: Brandon Harris (Miami, 2017) – First Season
 Running Backs: Jimmy Beal (Montana State, 2006) – First Season
 Linebackers: Mark D'Onofrio (Penn State, 1992) – First Season
 Quarterbacks: McKenzie Milton (UCF, 2019) – First Season

LOCATION BREAKDOWN



80

Unique
Hometowns

21

States
Represented

6

Countries
Represented

Florida (63) Louisiana (2) Pennsylvania (1)
 Georgia (10) Idaho (2) Kentucky (1)
 Texas (4) Tennessee (2) Mississippi (1)
 New Jersey (4) Ohio (2) Maine (1)
 Virginia (3) Massachusetts (1) Hawaii (1)
 Indiana (2) Connecticut (1) Michigan (1)
 South Carolina (2) Alabama (1) Oklahoma (1)

United States (107) France (1)
 Brazil (1) Germany (1)
 Canada (1) Italy (1)

PRONUNCIATION GUIDE

| No. | Name | First Name Pron. | Last Name Pron. |
|-----|------------------------|------------------|-----------------|
| 0 | Keli Lawson | Kelly | -- |
| 1 | Kylan Fox | KAI-lynn | -- |
| 1 | Ja'Cari Henderson | Juh-CAR-ee | -- |
| 4 | Braedan Marshall | BRAY-den | -- |
| 4 | Tae'vion Swint | TAY-vee-on | -- |
| 7 | Antoine Jackson | ANN-twan | -- |
| 7 | Duane Thomas Jr. | Duh-wayne | -- |
| 8 | Demari Henderson | Duh-MAR-ee | -- |
| 9 | N'jalik Kelly | Nai-juh-leak | -- |
| 10 | Davi Belfort | Dah-vee | Bell-fort |
| 11 | Jacurri Brown | Juh-CAR-ee | -- |
| 12 | Avmeric Koumba | AM-mer-ick | Koom-buh |
| 13 | Chirs Domercant | -- | Dahm-mer-cant |
| 16 | Noe Ruelas | No-ay | Roo-EL-us |
| 18 | Jakob Gude | Jacob | Guude |
| 18 | Caden Piening | -- | Pean-ing |
| 19 | Waden Charles | Way-dun | -- |
| 27 | Nicholas Antoine | -- | ANN-twan |
| 29 | Jayden Bellamy | -- | BELL-uh-mee |
| 31 | Noah McGough | -- | Mc-guew |
| 32 | Malakhi Boone | MAL-uh-kai | -- |
| 33 | Phil Picciotti | -- | Puh-CHAHT-ee |
| 35 | Agyeman Addae | AHH-juh-min | UH-die |
| 40 | Anthony Venneri | -- | Vuh-nare-ee |
| 44 | Josh Dorsainvil | -- | Door-SIN-vill |
| 51 | Malachi Lawrence | MAL-uh-kai | -- |
| 55 | Cameron Kinnie | -- | Kin-knee |
| 62 | Jabari Brooks | JUH-bar-ee | -- |
| 63 | Shaheem Hill | Shah-heem | -- |
| 64 | Gaard Memmelaar | Guard | Mem-MUH-lar |
| 65 | Jaquez Joiner | Ja-kwez | -- |
| 69 | Paul Rubelt | -- | ROO-belt |
| 70 | RaiShaun McHaney | Rav-shawn | -- |
| 71 | Thomas Gearity | -- | Gare-eh-tee |
| 73 | Jacob Maiava | -- | My-ah-vue |
| 75 | Andrew Phelan | -- | FAY-lin |
| 83 | Dallan 'Deebo' Coleman | Dale-en | -- |
| 87 | Andrew Rumph | -- | Rump |
| 88 | Derrick LeBlanc | -- | Le-blunk |
| 89 | Caleb Rollerson | -- | Rall-er-sin |
| 91 | Keshaun Hudson | Key-shawn | -- |
| 92 | Jeffson Lafontant | -- | La-font-taunt |
| 97 | Mason Denaburg | -- | Den-ah-berg |
| 98 | Tyreek'e Robinson | Ty-reek | -- |

HOW THEY BECAME A KNIGHT

| YEAR ARRIVED AT UCF | DIVISION I TRANSFERS | HIGH SCHOOL SIGNEES | ALL OTHER ARRIVALS | TOTALS |
|---------------------|---|--|---|--|
| 2025 | Davi Belfort (Virginia Tech) DJ Bell (Memphis) Jayden Bellamy (Syracuse / Notre Dame) Jabari Brooks (Samford) Jyaire Brown (LSU / Ohio State) Marcus Burke (Florida) Lewis Carter (Oklahoma) Preston Cushman (Ole Miss) Chris Domercant (Chattanooga / Stonehill) Max Drag (App State) Phillip Dunnam (Florida Atlantic / Indiana) Sincere Edwards (Pittsburgh) Cam Fancher (Florida Atlantic / Marshall) RicDarius "DayDay" Farmer (West Virginia) Jaeden Gould (Syracuse / Nebraska) RJ Jackson Jr. (Tulsa) Tayven Jackson (Indiana / Tennessee) Aymeric Koumba (Michigan) Cole Kozlowski (Colgate) Jeffson Lafontant (Bethune-Cookman) Keli Lawson (Virginia Tech) Horace Lockett (Georgia Tech) Rodney Lora (North Carolina) Jayden McDonald (Virginia Tech) Connor Meadows (Tennessee State / Tennessee) Gaard Memmelaar (Washington) Carter Miller (Louisiana Monroe / James Madison) Jaden Nixon (Western Michigan / Oklahoma St.) Phil Picciotti (Oklahoma) Isaiah Reed (Brown) Dalton Riggs (BYU) Noe Ruelas (James Madison / UConn) Duane Thomas Jr. (Charlotte) Anthony Venneri (Ohio State / Buffalo) Dylan Wade (Maryland) Jayden Williams (Florida Atlantic) | Agyeman Addae (Columbus) Malakhi Boone (South Sumter) Waden Charles (Somerset Canyons) Chase Hinshaw (Lake Mary) Carl Jenkins Jr. (St. Augustine) Jaquez Joiner (Cocoa) Rocklyn Kelly (Guyer) Camp Lott (Parklane) Jacob Maiava (Santa Margarita) Noah McGough (Jesuit) RaiShaun McHaney (Lutheran of Indianapolis) Chance Nixon (Oviedo) Zack Palmer (Boone) Caden Piening (Anderson) Rukeem Stroud (Tampa Bay Tech) Taevion Swint (Osceola) Trenton Turner (Lakeland) Tony Williams (Miami Central) | DJ Black (Limestone - DII / South Carolina) Dominick Campbell (Howard MBB / Notre Dame MBB) Anthony Coaxum (WV Wesleyan / Kentucky Christian / Carson-Newman) Dallan "Deebo" Coleman (UCF MBB / Georgia Tech MBB) Mason Denaburg (MilB) Donnell Johnson (Monroe) Laparka Langston (NW Mississippi - NJCAA) Justin Royes (Virginia Union - DII) Owen Spell (Limestone - DII / Madonna) | 36 Division I Transfers 18 High School Signees 9 Additional Arrivals |
| 2024 | Jacurri Brown (Miami) Antoine Jackson (East Carolina) Nyjalik Kelly (Miami) Myles Montgomery (Cincinnati) Keegan Smith (Central Michigan) | Jordyn Bridgewater (West Orange) Kylan Fox (Grayson) Stacy Gage (St. Thomas Aquinas) Thomas Gearity (Osceola) Jakob Gude (Langston Hughes) Jaylen "AP" Heyward (Rockledge) Carson Hinshaw (Lake Mary) Chase Jarrett (Plant) Andrea Parisi (Saint Andrew's) Christian Peterson (Westlake) Bredehl Richardson (Carrollwood Day) Tyreek'e Robinson (Manatee) Caleb Rollerson (Hawthorne) Noah Senka (Indian Rocks Christian) | Colin Cook (Evangel - NAIA) Josh Dorsainvil (Savannah State - DII) Tyler Wrenn (Chowan - DII) | 5 Division I Transfers 14 High School Signees 3 Additional Arrivals |
| 2023 | Derrick LeBlanc (Oklahoma) | Troy Ford Jr. (Calvary Day) Hudson Gibbs (Winter Park) Ethan Higgins (Hernando Christian) Braeden Marshall (Lake Mary) Isaiah Nixon (Lakewood) Andrew Phelan (East River) Matthew Prigmore (Cypress Bay) Andrew Rumph (Palmetto) John Walker (Osceola) | Quentin Hatch (Lake Erie College - DII) | 1 Division I Transfer 9 High School Signees 1 Additional Arrival |
| 2022 | Cameron Kinnie (Georgia) | Nicholas Antoine (Mainland) TJ Bullard (Berkley Prep) Brock Hansel (Park Vista) Ja'Cari Henderson (Seminole) Demari Henderson (Seminole) Shaheem Hill (Edgewater) Keshawn Hudson (Dillard) Terrell Jackson (Trinity Christian) Jamaal Johnson (Chaminade-Madonna) Kam Moore (Seminole) Thomas Wadsworth (Melbourne) Dwartney Wortham (Troup County) | | 1 Division I Transfer 12 High School Signees |
| 2021 | | Malachi Lawrence (DuPont Manual) | | 1 High School Signee |
| 2020 | | Pat Barnett (Key West) Paul Rubelt (Frankfurt-Oder) | | 2 High School Signees |

DEPTH CHART

Offense

| Position | No. | Name | Height | Weight | Year | Hometown/High School (Previous Schools) |
|----------|-------|------------------|--------|--------|-------|--|
| QB | 2 | Tayven Jackson | 6-4 | 215 | r-Jr. | Greenwood, Ind./Center Grove (Indiana/Tennessee) |
| | OR 14 | Cam Fancher | 6-2 | 205 | r-Sr. | Dayton, Ohio/Wayne (Florida Atlantic/Marshall) |
| | OR 11 | Jacurri Brown | 6-4 | 205 | r-Jr. | Valdosta, Ga./Lowndes (Miami) |
| HB | 22 | Myles Montgomery | 5-11 | 200 | r-Sr. | Jacksonville, Fla./Fletcher (Cincinnati) |
| | 5 | Jaden Nixon | 5-10 | 200 | r-Sr. | Las Colinas, Texas/Lone Star (Western Michigan/Oklahoma St.) |
| WR | 3 | Marcus Burke | 6-3 | 195 | r-Sr. | Jacksonville, Fla./Trinity Christian Academy (Florida) |
| | OR 19 | Waden Charles | 6-2 | 195 | Fr. | Boynton Beach, Fla./Somerset Academy |
| WR | 7 | Duane Thomas Jr. | 5-8 | 175 | Jr. | Miami Gardens, Fla./Chaminade – Madonna (Charlotte) |
| | 13 | Chris Domercant | 6-1 | 185 | r-Sr. | Bellingham, Mass. / Bellingham (Chattanooga/Stonehill) |
| WR | 9 | DJ Black | 6-4 | 205 | r-Jr. | Inman, S.C./Chapman (Limestone/South Carolina) |
| | 12 | Carl Jenkins Jr. | 6-2 | 185 | Fr. | St. Augustine, Fla./St. Augustine |
| TE | 0 | Dylan Wade | 6-4 | 240 | Jr. | Orlando, Fla./Jones (Maryland) |
| | 1 | Kylan Fox | 6-4 | 235 | So. | Valdosta, Ga./Grayson |
| LT | 69 | Paul Rubelt | 6-11 | 310 | 5th | Frankfurt-Oder, Germany/Frankfurt-Oder |
| | 61 | Owen Spell | 6-8 | 305 | Jr. | Jesup, Ga. / Wayne County (Limestone/Madonna) |
| LG | 64 | Gaard Mommelaar | 6-4 | 310 | 5th | Middleton, Idaho/Middleton (Washington) |
| | 62 | Jabari Brooks | 6-3 | 325 | 5th | Sandersville, Ga./Washington County (Samford) |
| C | 52 | Carter Miller | 6-4 | 295 | r-Jr. | Fort Worth, Texas/Ravenwood (Louisiana Monroe/James Madison) |
| | 55 | Cam Kinnie | 6-3 | 310 | 5th | Lawrenceville, Ga./Collins Hill (Georgia) |
| RG | 77 | Keegan Smith | 6-3 | 300 | r-Sr. | Jackson, Mich. / Jackson Lumen Christi Catholic (Central Michigan) |
| | 50 | Pat Barnett | 6-6 | 305 | 5th | Key West, Fla./Key West |
| RT | 78 | Preston Cushman | 6-5 | 305 | r-Jr. | Saint Petersburg, Fla./Calvary Christian (Ole Miss) |
| | 58 | Connor Meadows | 6-4 | 300 | r-Jr. | Trenton, Tenn. / Peabody (Tennessee State/Tennessee) |

Defense

| Position | No. | Name | Height | Weight | Year | Hometown/High School (Previous Schools) |
|----------|-------|---------------------|--------|--------|-------|--|
| DE | 51 | Malachi Lawrence | 6-4 | 260 | r-Sr. | Louisville, Ky./DuPont Manual |
| | 10 | Sincere Edwards | 6-3 | 250 | So. | Orlando, Fla./Wekiva (Pittsburgh) |
| | OR 99 | Jamaal Johnson | 6-2 | 255 | r-Jr. | Miami, Fla./Chaminade-Madonna |
| DT | 55 | John Walker | 6-4 | 324 | r-So. | Kissimmee, Fla./Osceola |
| | 13 | Horace Lockett | 6-6 | 355 | r-Jr. | Atlanta, Ga./Westlake (Georgia Tech) |
| | OR 98 | Tyreek'e Robinson | 6-2 | 340 | r-Fr. | Bradenton, Fla./Manatee |
| DT | 95 | RJ Jackson Jr. | 6-3 | 310 | Jr. | Choctaw, Okla. / Choctaw (Tulsa) |
| | 94 | Rodney Lora | 6-3 | 300 | r-So. | North Arlington, N.J. / Woodberry Forest (North Carolina) |
| | OR 92 | Jeffson Lafontant | 6-3 | 295 | r-So. | North Miami Beach, Fla. / North Miami Beach Senior (Bethune-Cookman) |
| DE | 9 | Nyjalik Kelly | 6-5 | 265 | Sr. | Oakland Park, Fla./Dillard (Miami) |
| | 6 | Isaiah Nixon | 6-4 | 245 | r-So. | St. Petersburg, Fla./Lakewood |
| | OR 99 | Jamaal Johnson | 6-2 | 255 | r-Jr. | Miami, Fla./Chaminade-Madonna |
| LB | 0 | Keli Lawson | 6-4 | 230 | r-Sr. | Stephens City, Va./Sherando (Virginia Tech) |
| | 43 | Cole Kozlowski | 6-2 | 225 | Sr. | Spring Lake, N.J. / Manasquan (Colgate) |
| LB | 20 | Lewis Carter | 6-0 | 225 | Jr. | Tampa, Fla./Tampa Catholic (Oklahoma) |
| | 38 | Jayden McDonald | 6-4 | 235 | r-Sr. | Salem, Va. / Salem (Virginia Tech) |
| Nickel | 4 | Braeden Marshall | 5-10 | 200 | Jr. | Lake Mary, Fla./Lake Mary |
| | 26 | Christian Peterson | 5-9 | 185 | So. | Dothan, Ala./Westlake |
| | OR 15 | Jyair Brown | 5-11 | 175 | r-Jr. | New Orleans, La./Lakota West (LSU/Ohio State) |
| CB | 7 | Antione Jackson | 6-1 | 185 | Jr. | Lauderhill, Fla./Dillard (East Carolina) |
| | 1 | Ja'Carl Henderson | 6-0 | 180 | r-Jr. | Sanford, Fla./Seminole |
| | OR 25 | Rukeem Stroud | 5-11 | 165 | Fr. | Plant City, Fla./Tampa Bay Tech |
| S | 23 | Jayden Williams | 5-11 | 190 | R-Sr. | Valrico, Fla. / Bloomingdale (FAU) |
| | OR 8 | Demari Henderson | 6-0 | 185 | r-Jr. | Sanford, Fla./Seminole |
| | 11 | Jaden Gould | 6-2 | 210 | r-Jr. | Somerset, N.J./Bergen Catholic (Syracuse/Nebraska) |
| S | 2 | Phillip Dunnam | 6-1 | 195 | Sr. | North Miami Beach, Fla./North Miami Beach (FAU/Indiana) |
| | 17 | Jaylen "AP" Heyward | 6-0 | 190 | So. | Rockledge, Fla./Rockledge |
| CB | 29 | Jayden Bellamy | 6-1 | 190 | r-Jr. | Freehold, N.J./Bergen Catholic (Syracuse/Notre Dame) |
| | 5 | DJ Bell | 6-4 | 185 | r-Jr. | Pensacola, Fla./Pensacola (Memphis) |

Special Teams

| Position | No. | Name | Height | Weight | Year | Hometown/High School (Previous Schools) |
|----------|-------|--------------------|--------|--------|-------|--|
| K | 16 | Noe Ruelas | 6-1 | 195 | r-Sr. | West Hartford, Conn. / Hall (James Madison/UConn) |
| | 31 | Noah McGough | 5-11 | 175 | Fr. | Dallas, Texas / Jesuit |
| H | 40 | Anthony Venneri | 6-0 | 215 | r-Jr. | Hamilton, Ontario, Canada/St. Thomas More (Ohio State/Buffalo) |
| | 97 | Mason Denaburg | 6-4 | 225 | Fr. | Merritt Island, Fla. / Merritt Island |
| P | 40 | Anthony Venneri | 6-0 | 215 | r-Jr. | Hamilton, Ontario, Canada/St. Thomas More (Ohio State/Buffalo) |
| | OR 97 | Mason Denaburg | 6-4 | 225 | Fr. | Merritt Island, Fla. / Merritt Island |
| KO | 16 | Noe Ruelas | 6-1 | 195 | r-Sr. | West Hartford, Conn. / Hall (James Madison/UConn) |
| | 31 | Noah McGough | 5-11 | 175 | Fr. | Dallas, Texas / Jesuit |
| LS | 47 | Dalton Riggs | 6-3 | 225 | r-Jr. | Eagle, Idaho / Eagle (BYU) |
| | 37 | Rocklyn Kelly | 6-1 | 225 | Fr. | Denton, Texas / Guver |
| KR | 5 | Jaden Nixon | 5-10 | 200 | r-Sr. | Las Colinas, Texas/Lone Star (Western Michigan/Oklahoma St.) |
| | 7 | Duane Thomas Jr. | 5-8 | 175 | Jr. | Miami Gardens, Fla./ Chaminade – Madonna (Charlotte) |
| PR | 7 | Antione Jackson | 6-1 | 185 | Jr. | Lauderhill, Fla./Dillard (East Carolina) |
| | 8 | Bredell Richardson | 6-1 | 190 | r-Fr. | Tampa, Fla./Carrollwood Day |

Depth chart is unofficial and subject to change

OFFENSIVE DEPTH CHART CAREER SNAPSHOTS

| LT | | | |
|-----------------------|-------|------|-----|
| 69 Paul RUBELT | 5th | 6-11 | 310 |
| | GP/GS | | |
| 2025 | 3/3 | | |
| Career | 52/15 | | |

| | | | |
|----------------------|-------|-----|-----|
| 61 Owen SPELL | Jr. | 6-8 | 305 |
| | GP/GS | | |
| 2025 | 3/0 | | |
| Career | 13/9 | | |

| LG | | | |
|---------------------------|-------|-----|-----|
| 64 Gaard MEMMELAAR | 5th | 6-4 | 310 |
| | GP/GS | | |
| 2025 | 3/3 | | |
| Career | 19/14 | | |

| | | | |
|-------------------------|-------|-----|-----|
| 62 Jabari BROOKS | 5th | 6-3 | 325 |
| | GP/GS | | |
| 2025 | 3/0 | | |
| Career | 45/32 | | |

| C | | | |
|-------------------------|-------|-----|-----|
| 52 Carter MILLER | R-Jr. | 6-4 | 295 |
| | GP/GS | | |
| 2025 | 3/3 | | |
| Career | 30/23 | | |

| | | | |
|--------------------------|-------|-----|-----|
| 55 Cameron KINNIE | 5th | 6-3 | 310 |
| | GP/GS | | |
| 2025 | 2/0 | | |
| Career | 20/1 | | |

| RG | | | |
|------------------------|-------|-----|-----|
| 77 Keegan SMITH | R-Sr. | 6-3 | 300 |
| | GP/GS | | |
| 2025 | 3/3 | | |
| Career | 38/18 | | |

| | | | |
|-----------------------|-------|-----|-----|
| 50 Pat BARNETT | 5th | 6-6 | 305 |
| | GP/GS | | |
| 2025 | 3/0 | | |
| Career | 5/0 | | |

| RT | | | |
|---------------------------|-------|-----|-----|
| 78 Preston CUSHMAN | R-Jr. | 6-5 | 305 |
| | GP/GS | | |
| 2025 | 3/3 | | |
| Career | 21/3 | | |

| | | | |
|--------------------------|-------|-----|-----|
| 58 Connor MEADOWS | R-Jr. | 6-4 | 300 |
| | GP/GS | | |
| 2025 | 1/0 | | |
| Career | 17/13 | | |

| WR | | | |
|-----------------------|-------|------|-----|
| 3 Marcus BURKE | R-Sr. | 6-3 | 195 |
| | Rec. | Yds. | TD |
| 2025 | 5 | 78 | 0 |
| Career | 25 | 348 | 2 |

| | | | |
|-------------------------|------|------|-----|
| 19 Waden CHARLES | Fr. | 6-2 | 195 |
| | Rec. | Yds. | TD |
| 2025 | 5 | 42 | 0 |
| Career | 5 | 42 | 0 |

| WR | | | |
|--------------------------|------|------|-----|
| 7 Duane THOMAS JR | Jr. | 5-8 | 175 |
| | Rec. | Yds. | TD |
| 2025 | 12 | 148 | 0 |
| Career | 42 | 455 | 1 |

| | | | |
|---------------------------|-------|-------|-----|
| 13 Chris DOMERCANT | R-Sr. | 6-1 | 185 |
| | Rec. | Yds. | TD |
| 2025 | 3 | 43 | 0 |
| Career | 124 | 2,203 | 17 |

| QB | | | |
|-------------------------|---------|---------|------------|
| 2 Tayven JACKSON | R-Jr. | 6-4 | 215 |
| | PASS | Cmp-Att | Yds TD Int |
| 2025 | 54-77 | 694 | 3 0 |
| Career | 158-246 | 1,994 | 9 6 |
| | RUSH | Att. | Yds. TD |
| 2025 | 20 | 72 | 3 |
| Career | 67 | 134 | 8 |

OR

| | | | |
|-----------------------|---------|-------|---------|
| 14 Cam FANCHER | R-Sr. | 6-2 | 205 |
| | Cmp-Att | Yds | TD Int |
| 2025 | 5-9 | 32 | 0 0 |
| Career | 467-771 | 5,326 | 27 23 |
| | RUSH | Att. | Yds. TD |
| 2025 | 4 | 39 | 0 |
| Career | 335 | 1,161 | 8 |

OR

| | | | |
|-------------------------|---------|------|---------|
| 11 Jacurri BROWN | R-Jr. | 6-4 | 205 |
| | Cmp-Att | Yds | TD Int |
| 2025 | 2-3 | 15 | 0 0 |
| Career | 84-146 | 824 | 5 8 |
| | RUSH | Att. | Yds. TD |
| 2025 | 9 | 137 | 2 |
| Career | 130 | 816 | 8 |

RB

| | | | |
|----------------------------|-------|------|-----|
| 22 Myles MONTGOMERY | R-Sr. | 5-11 | 200 |
| | Att. | Yds. | TD |
| 2025 | 41 | 149 | 1 |
| Career | 172 | 990 | 8 |

| | | | |
|----------------------|-------|-------|-----|
| 5 Jaden NIXON | R-Sr. | 5-10 | 200 |
| | Att. | Yds. | TD |
| 2025 | 11 | 160 | 3 |
| Career | 264 | 1,579 | 17 |

| TE | | | |
|---------------------|------|------|-----|
| 0 Dylan WADE | Jr. | 6-4 | 240 |
| | Rec. | Yds. | TD |
| 2025 | 9 | 101 | 1 |
| Career | 42 | 496 | 5 |

| | | | |
|---------------------|------|------|-----|
| 1 Kyilan FOX | So. | 6-4 | 235 |
| | Rec. | Yds. | TD |
| 2025 | 6 | 74 | 1 |
| Career | 9 | 96 | 1 |

| WR | | | |
|-------------------|-------|-------|-----|
| 9 DJ BLACK | R-Jr. | 6-4 | 205 |
| | Rec. | Yds. | TD |
| 2025 | 9 | 105 | 1 |
| Career | 58 | 1,269 | 15 |

| | | | |
|---------------------------|------|------|-----|
| 12 Carl JENKINS JR | Fr. | 6-2 | 185 |
| | Rec. | Yds. | TD |
| 2025 | 0 | 0 | 0 |
| Career | 0 | 0 | 0 |

SPECIAL TEAMS DEPTH CHART CAREER SNAPSHOTS

| KR | | | |
|----------------------|-------|-------|-----|
| 5 Jaden NIXON | R-Sr. | 5-10 | 200 |
| | No. | Yds. | TD |
| 2025 | 4 | 147 | 1 |
| Career | 53 | 1,256 | 2 |

| | | | |
|--------------------------|-----|------|-----|
| 7 Duane THOMAS JR | Jr. | 5-8 | 175 |
| | No. | Yds. | TD |
| 2025 | 0 | 0 | 0 |
| Career | 4 | 93 | 0 |

| P | | | |
|---------------------------|-------|-------|------|
| 40 Anthony VENNERI | R-Jr. | 6-0 | 215 |
| | No. | Yds. | Long |
| 2025 | 8 | 307 | 47 |
| Career | 102 | 4,398 | 64 |

| | | | |
|--------------------------|-----|------|------|
| 97 Mason DENABURG | Fr. | 6-4 | 225 |
| | No. | Yds. | Long |
| 2025 | 0 | 0 | 0 |
| Career | 0 | 0 | 0 |

| LS | | | |
|------------------------|-------|-----|-----|
| 47 Dalton RIGGS | R-Jr. | 6-3 | 225 |
| | GP | | |
| 2025 | 3 | | |
| Career | 18 | | |

| | | | |
|--------------------------|-----|-----|-----|
| 37 Rocklyn KELLEY | Fr. | 6-1 | 225 |
| | GP | | |
| 2025 | 0 | | |
| Career | 0 | | |

| KO | | | |
|----------------------|-------|------|-----|
| 16 Noe RUELAS | R-Sr. | 6-1 | 195 |
| | No. | Avg. | TB |
| 2025 | 21 | 63.6 | 13 |
| Career | 89 | 61.4 | 34 |

| | | | |
|------------------------|-----|------|-----|
| 31 Noah MCGOUGH | Fr. | 5-11 | 175 |
| | No. | Avg. | TB |
| 2025 | 1 | 65 | 1 |
| Career | 1 | 65 | 1 |

| H | | | |
|---------------------------|-------|-----|-----|
| 40 Anthony VENNERI | R-Jr. | 6-0 | 215 |
| | GP | | |
| 2025 | 3 | | |
| Career | 25 | | |

| | | | |
|--------------------------|-----|-----|-----|
| 97 Mason DENABURG | Fr. | 6-4 | 225 |
| | GP | | |
| 2025 | 1 | | |
| Career | 1 | | |

| PR | | | |
|--------------------------|-----|------|-----|
| 7 Antione JACKSON | Jr. | 6-1 | 185 |
| | No. | Yds. | TD |
| 2025 | 3 | 59 | 0 |
| Career | 3 | 59 | 0 |

| | | | |
|-----------------------------|-------|------|-----|
| 8 Bredell RICHARDSON | R-Fr. | 6-1 | 190 |
| | No. | Yds. | TD |
| 2025 | 0 | 0 | 0 |
| Career | 0 | 0 | 0 |

| PK | | | |
|----------------------|-------|------|------|
| 16 Noe RUELAS | R-Sr. | 6-1 | 195 |
| | FGM-A | Pct. | Long |
| 2025 | 5-6 | 83.3 | 41 |
| Career | 36-46 | 78.3 | 54 |

| | | | |
|------------------------|-------|------|------|
| 31 Noah MCGOUGH | Fr. | 5-11 | 175 |
| | FGM-A | Pct. | Long |
| 2025 | 0-0 | - | 0 |
| Career | 0-0 | - | 0 |

Depth chart is unofficial and subject to change

DEFENSIVE DEPTH CHART CAREER SNAPSHOTS

| DE | | | | | DT | | | | | DT | | | | | DE | | | | |
|--------|-----------|-------|-------|--------|--------|-----------|-------|--------|--------|-------|-------------|--------|-------|-------|-----|---------|-------|-------|-----|
| 51 | Malachi | R-Sr. | 6-4 | 260 | 55 | John | R-So. | 6-4 | 324 | 95 | RJ | Jr. | 6-3 | 310 | 9 | Nyjalik | Sr. | 6-5 | 265 |
| | LAWRENCE | | | | | WALKER | | | | | JACKSON JR | | | | | KELLY | | | |
| | UA/A | TFL | Sacks | UA/A | | TFL | Sacks | UA/A | TFL | | Sacks | UA/A | TFL | Sacks | | UA/A | TFL | Sacks | |
| | 2025 | 2/2 | 1.5 | 1 | | 2025 | 4/5 | 0.5 | 0 | | 2025 | 4/7 | 0 | 0 | | 2025 | 8/3 | 3 | 1.5 |
| Career | 32/16 | 18.5 | 14 | Career | 18/15 | 5.5 | 0.5 | Career | 15/35 | 4.5 | 3 | Career | 42/41 | 18 | 11 | | | | |
| 10 | Sincere | So. | 6-3 | 250 | 13 | Horace | R-Jr. | 6-6 | 355 | 94 | Rodney | R-So. | 6-3 | 300 | 6 | Isaiah | R-So. | 6-4 | 245 |
| | EDWARDS | | | | | LOCKETT | | | | | LORA | | | | | NIXON | | | |
| | UA/A | TFL | Sacks | UA/A | | TFL | Sacks | UA/A | TFL | | Sacks | UA/A | TFL | Sacks | | UA/A | TFL | Sacks | |
| | 2025 | 4/2 | 4.5 | 1.5 | | 2025 | 6/5 | 2 | 1 | | 2025 | 5/5 | 3.5 | 1 | | 2025 | 5/3 | 2 | 0 |
| Career | 12/11 | 10.5 | 4.5 | Career | 15/21 | 4.5 | 1 | Career | 6/6 | 3.5 | 1 | Career | 10/10 | 3.5 | 1.5 | | | | |
| LB | | | | | NICKEL | | | | | LB | | | | | | | | | |
| 0 | Keli | R-Sr. | 6-4 | 230 | 4 | Braeden | Jr. | 5-10 | 200 | 20 | Lewis | Jr. | 6-0 | 225 | | | | | |
| | LAWSON | | | | | MARSHALL | | | | | CARTER | | | | | | | | |
| | UA/A | TFL | Sacks | INT | | UA/A | PBU | INT | UA/A | | TFL | Sacks | INT | | | | | | |
| | 2025 | 4/1 | 0 | 0 | | 0 | 2025 | 4/1 | 0 | | 1 | 2025 | 10/9 | 2 | 1 | 0 | | | |
| Career | 74/75 | 11.5 | 3.5 | 3 | Career | 35/14 | 4 | 3 | Career | 30/19 | 4.5 | 1 | 0 | | | | | | |
| 43 | Cole | Sr. | 6-2 | 225 | 26 | Christian | So. | 5-10 | 185 | 38 | Jayden | R-Sr. | 6-4 | 235 | | | | | |
| | KOZLOWSKI | | | | | PETERSON | | | | | MCDONALD | | | | | | | | |
| | UA/A | TFL | Sacks | INT | | UA/A | PBU | INT | UA/A | | TFL | Sacks | INT | | | | | | |
| | 2025 | 12/3 | 1 | 0 | | 0 | 2025 | 0/0 | 0 | | 0 | 2025 | 3/1 | 0 | 0 | 1 | | | |
| Career | 117/99 | 17 | 5 | 2 | Career | 1/1 | 0 | 0 | Career | 20/34 | 4 | 1 | 1 | | | | | | |
| CB | | | | | S | | | | | S | | | | | CB | | | | |
| 7 | Antione | Jr. | 6-1 | 185 | 23 | Jayden | R-Sr. | 5-11 | 190 | 2 | Phillip | Sr. | 6-1 | 195 | 29 | Jayden | R-Jr. | 6-1 | 190 |
| | JACKSON | | | | | WILLIAMS | | | | | DUNNAM | | | | | BELLAMY | | | |
| | UA/A | PBU | INT | UA/A | | PBU | INT | UA/A | PBU | | INT | UA/A | PBU | INT | | UA/A | PBU | INT | |
| | 2025 | 9/4 | 1 | 0 | | 2025 | 4/3 | 0 | 0 | | 2025 | 10/5 | 0 | 0 | | 2025 | 3/2 | 2 | 1 |
| Career | 27/18 | 6 | 2 | Career | 69/50 | 6 | 3 | Career | 78/51 | 11 | 6 | Career | 47/24 | 9 | 4 | | | | |
| 1 | Ja'Cari | R-Jr. | 6-0 | 180 | 8 | OR | R-Jr. | 6-0 | 185 | 17 | Jaylen "AP" | So. | 6-0 | 190 | 5 | DJ | R-Jr. | 6-2 | 185 |
| | HENDERSON | | | | | HENDERSON | | | | | HEYWARD | | | | | BELL | | | |
| | UA/A | PBU | INT | UA/A | | PBU | INT | UA/A | PBU | | INT | UA/A | PBU | INT | | UA/A | PBU | INT | |
| | 2025 | 0/1 | 0 | 0 | | 2025 | 8/1 | 0 | 0 | | 2025 | 2/1 | 0 | 0 | | 2025 | 3/0 | 2 | 0 |
| Career | 18/10 | 2 | 0 | Career | 44/22 | 5 | 3 | Career | 3/1 | 0 | 0 | Career | 33/6 | 10 | 2 | | | | |

Depth chart is unofficial and subject to change

GAME-BY-GAME STARTERS

OFFENSIVE STARTERS

| Opponent | QB | RB | WR | WR | WR/TE | TE | LT | LG | C | RG | RT | K |
|--------------------|---------|------------|-------|------------|---------|------|--------|-----------|--------|-------|---------|--------|
| Jacksonville State | Fancher | Montgomery | Burke | Thomas Jr. | Black | Wade | Rubelt | Memmelaar | Miller | Smith | Cushman | Ruelas |
| North Carolina A&T | Jackson | Montgomery | Burke | Black | Fox | Wade | Rubelt | Memmelaar | Miller | Smith | Cushman | Ruelas |
| North Carolina | Jackson | Montgomery | Burke | Black | Piening | Wade | Rubelt | Memmelaar | Miller | Smith | Cushman | Ruelas |
| at Kansas State | | | | | | | | | | | | |
| Kansas | | | | | | | | | | | | |
| at Cincinnati | | | | | | | | | | | | |
| West Virginia | | | | | | | | | | | | |
| at Baylor | | | | | | | | | | | | |
| Houston | | | | | | | | | | | | |
| at Texas Tech | | | | | | | | | | | | |
| Oklahoma State | | | | | | | | | | | | |
| at BYU | | | | | | | | | | | | |

DEFENSIVE STARTERS

| Opponent | DE | DT | DT | DE | LB | LB | N | CB | S | S | CB | P |
|--------------------|----------|--------|-------------|-------|-----------|----------|----------|---------|--------------|--------|---------|---------|
| Jacksonville State | Lawrence | Walker | Jackson Jr. | Kelly | Lawson | Carter | Marshall | Bellamy | D. Henderson | Dunnam | Jackson | Venneri |
| North Carolina A&T | Lawrence | Walker | Jackson Jr. | Kelly | Lawson | McDonald | Marshall | Bellamy | D. Henderson | Dunnam | Jackson | Venneri |
| North Carolina | Lawrence | Walker | Jackson Jr. | Kelly | Kozlowski | Carter | Marshall | Bellamy | D. Henderson | Dunnam | Jackson | Venneri |
| at Kansas State | | | | | | | | | | | | |
| Kansas | | | | | | | | | | | | |
| at Cincinnati | | | | | | | | | | | | |
| West Virginia | | | | | | | | | | | | |
| at Baylor | | | | | | | | | | | | |
| Houston | | | | | | | | | | | | |
| at Texas Tech | | | | | | | | | | | | |
| Oklahoma State | | | | | | | | | | | | |
| at BYU | | | | | | | | | | | | |

UCF SCORING DRIVES

Jacksonville State (Aug. 28)

| Qtr. | Time of Score | Scoring Play | Plays | Yards | Time | Score |
|------|---------------|---|-------|-------|-------|-----------------|
| 3rd | 8:03 | #16 Noe Ruelas 24 yd FG | 7 | 73 | 03:06 | UCF leads 3-0 |
| 4th | 9:30 | #0 Dylan Wade 39 yd pass from #2 Tayven Jackson (#16 Noe Ruelas kick) | 7 | 76 | 02:25 | Tied 10-10 |
| 4th | 1:03 | #9 DJ Black 33 yd pass from #2 Tayven Jackson (#16 Noe Ruelas kick) | 6 | 64 | 00:32 | UCF leads 17-10 |

North Carolina A&T (Sep. 6)

| Qtr. | Time of Score | Scoring Play | Plays | Yards | Drive Time | Score |
|------|---------------|--|-------|-------|------------|----------------|
| 1st | 9:46 | #2 Tayven Jackson 1 yd rush (#16 Noe Ruelas kick) | 8 | 65 | 2:56 | UCF leads 14-0 |
| 1st | 7:16 | #2 Tayven Jackson 4 yd rush (#16 Noe Ruelas kick) | 4 | 24 | 1:45 | UCF leads 21-0 |
| 2nd | 13:55 | #5 Jaden Nixon 87 yd rush (#16 Noe Ruelas missed kick) | 1 | 87 | 0:09 | UCF leads 34-0 |
| 2nd | 3:37 | #16 Noe Ruelas 34 yd FG | 7 | 48 | 2:10 | UCF leads 36-0 |
| 2nd | 0:00 | #16 Noe Ruelas 34 yd FG | 6 | 71 | 0:57 | UCF leads 40-0 |
| 3rd | 6:56 | #5 Jaden Nixon 66 yd rush (#16 Noe Ruelas kick) | 3 | 74 | 1:10 | UCF leads 47-0 |
| 3rd | 4:18 | #11 Jacurri Brown 60 yd rush (#16 Noe Ruelas kick) | 1 | 60 | 0:11 | UCF leads 54-0 |
| 4th | 14:42 | #11 Jacurri Brown 15 yd rush (#16 Noe Ruelas kick) | 4 | 25 | 1:41 | UCF leads 61-0 |
| 4th | 7:41 | #21 Stacy Gage 23 yd rush (#31 Noah McGough kick) | 8 | 63 | 4:56 | UCF leads 68-0 |

North Carolina (Sep. 20)

| Qtr. | Time of Score | Scoring Play | Plays | Yards | Drive Time | Score |
|------|---------------|--|-------|-------|------------|----------------|
| 1st | 8:23 | #2 Tayven Jackson 13 yd rush (#16 Noe Ruelas kick) | 13 | 75 | 6:37 | UCF leads 7-0 |
| 1st | 4:51 | #16 Noe Ruelas 36 yd FG | 4 | 5 | 1:26 | UCF leads 10-0 |
| 2nd | 10:03 | #16 Noe Ruelas 41 yd FG | 14 | 42 | 7:44 | UCF leads 13-0 |
| 2nd | 0:13 | #1 Kylan Fox 17 yd pass from #2 Tayven Jackson (#16 Noe Ruelas kick) | 6 | 83 | 1:04 | UCF leads 20-3 |
| 3rd | 9:51 | #22 Myles Montgomery 1 yd rush (#16 Noe Ruelas kick) | 6 | 64 | 2:57 | UCF leads 27-3 |
| 4th | 1:54 | #5 Jaden Nixon 5 yd rush (#16 Noe Ruelas kick) | 18 | 93 | 10:26 | UCF leads 34-9 |

FIRST DRIVES

First Drives by UCF

| Matchup | 1st Half | Result | 2nd Half | Result |
|------------------------------|----------------|-----------|---------------|------------|
| Jacksonville St. | 13 - 32 - 5:21 | Punt | 7 - 73 - 3:06 | Field Goal |
| North Carolina A&T | 8 - 65 - 2:56 | Touchdown | 3 - 74 - 1:10 | Touchdown |
| North Carolina at Kansas St. | 13 - 75 - 6:37 | Touchdown | 6 - 64 - 2:57 | Touchdown |
| Kansas at Cincinnati | | | | |
| West Virginia at Baylor | | | | |
| Houston at Texas Tech | | | | |
| Oklahoma St. at BYU | | | | |

First Drives by Opponent

| Matchup | 1st Half | Result | 2nd Half | Result |
|------------------------------|----------------|--------------|----------------|-----------|
| Jacksonville St. | 11 - 37 - 5:50 | Punt | 7 - 16 - 3:47 | Punt |
| North Carolina A&T | 3 - -7 - 1:59 | Punt | 12 - 49 - 6:54 | Missed FG |
| North Carolina at Kansas St. | 4 - 15 - 2:02 | Interception | 3 - 7 - 2:12 | Punt |
| Kansas at Cincinnati | | | | |
| West Virginia at Baylor | | | | |
| Houston at Texas Tech | | | | |
| Oklahoma St. at BYU | | | | |

OVERALL TEAM STATISTICS

| | UCF | OPP |
|------------------------------------|--------------------|-------------------|
| Scoring | 119 | 26 |
| Points per game | 39.7 | 8.7 |
| Points Off Turnovers | 10 | 0 |
| First Downs | 66 | 45 |
| Rushing | 29 | 27 |
| Passing | 32 | 14 |
| Penalty | 5 | 4 |
| Rushing Yardage | 607 | 388 |
| Yards gained rushing | 676 | 466 |
| Yards lost rushing | 69 | 78 |
| Rushing attempts | 103 | 115 |
| Average per rush | 5.9 | 3.4 |
| Average per game | 202.3 | 129.3 |
| TDs Rushing | 10 | 2 |
| Passing Yardage | 741 | 351 |
| Comp-Att-Int | 61-89-0 | 43-74-4 |
| Average per pass | 8.3 | 4.7 |
| Average per catch | 12.1 | 8.2 |
| Average per game | 247.0 | 117.0 |
| TDs Passing | 3 | 1 |
| Total offense | 1348 | 739 |
| Total plays | 192 | 189 |
| Average per play | 7.0 | 3.9 |
| Average per game | 449.3 | 246.3 |
| Kick returns: #-Yards | 4-147 | 8-147 |
| Punt returns: #-Yards | 5-60 | 3-25 |
| Int returns: #-Yards | 4-6 | 0-0 |
| Kick return average | 36.8 | 18.4 |
| Punt return average | 12.0 | 8.3 |
| Int return average | 1.5 | 0.0 |
| Fumbles-Lost | 4-1 | 3-2 |
| Penalties-Yards | 22-175 | 19-169 |
| Average per game | 58.3 | 56.3 |
| Punts-Yards | 8-307 | 16-654 |
| Average per punt | 38.4 | 40.9 |
| Net punt average | 36.4 | 36.0 |
| Kickoffs-Yards | 22-1400 | 8-502 |
| Average per kick | 63.6 | 62.8 |
| Net kick average | 41.0 | 32.5 |
| Time of possession / game | 29:49 | 30:11 |
| 3rd-down conversion | 17/39 | 13/44 |
| 3rd-down pct | 44% | 30% |
| 4th-down conversion | 8/8 | 7/10 |
| 4th-down pct | 100% | 70% |
| Sacks by-Yards | 7-49 | 3-21 |
| Misc Yards | 0 | 0 |
| Touchdowns scored | 15 | 3 |
| Field goals - attempts | 5-6 | 2-4 |
| On-Side kicks | 0-0 | 0-0 |
| Red-zone scores | (12-13) 92% | (3-6) 50% |
| Red-zone touchdowns | (7-13) 54% | (3-6) 50% |
| PAT-attempts | (14-15) 93% | (2-2) 100% |
| 2-point conversion-attempts | (0-0) 0% | (0-1) 0% |
| Attendance | 131258 | 0 |
| Games / Avg per game | 3/43753 | 0/0 |
| Neutral site games | - | 0/0 |

Score by Periods

| Team | 1st | 2nd | 3rd | 4th | OT | TOT |
|-----------|-----|-----|-----|-----|----|-----|
| UCF | 38 | 22 | 24 | 35 | 0 | 119 |
| Opponents | 0 | 3 | 9 | 14 | 0 | 26 |

INDIVIDUAL STATISTICS

Rushing

| Player | gp | att | gain | loss | net | avg | td | lg | avg/g |
|--------------------|----------|------------|------------|-----------|------------|------------|-----------|-----------|--------------|
| Jaden Nixon | 3 | 11 | 168 | 8 | 160 | 14.5 | 3 | 87 | 53.3 |
| Myles Montgomery | 3 | 41 | 156 | 7 | 149 | 3.6 | 1 | 15 | 49.7 |
| Jacurri Brown | 2 | 9 | 137 | 0 | 137 | 15.2 | 2 | 60 | 68.5 |
| Tayven Jackson | 3 | 20 | 101 | 29 | 72 | 3.6 | 3 | 25 | 24.0 |
| Cam Fancher | 1 | 4 | 48 | 9 | 39 | 9.8 | 0 | 25 | 39.0 |
| Stacy Gage | 3 | 5 | 30 | 0 | 30 | 6.0 | 1 | 23 | 10.0 |
| Davi Belfort | 1 | 2 | 23 | 0 | 23 | 11.5 | 0 | 17 | 23.0 |
| Agyeman Addae | 2 | 2 | 6 | 0 | 6 | 3.0 | 0 | 3 | 3.0 |
| Jordyn Bridgewater | 2 | 1 | 3 | 0 | 3 | 3.0 | 0 | 3 | 1.5 |
| Duane Thomas Jr. | 3 | 4 | 4 | 8 | -4 | -1.0 | 0 | 4 | -1.3 |
| Team | 3 | 4 | 0 | 8 | -8 | -2.0 | 0 | 0 | -2.7 |
| Total | 3 | 103 | 676 | 69 | 607 | 5.9 | 10 | 87 | 202.3 |
| Opponents | 3 | 115 | 466 | 78 | 388 | 3.4 | 2 | 44 | 129.3 |

Passing

| Player | gp | effic | comp-att-int | pct | yds | td | lg | avg/g |
|------------------|----------|--------------|----------------|-------------|------------|----------|-----------|--------------|
| Tayven Jackson | 3 | 158.7 | 54-77-0 | 70.1 | 694 | 3 | 64 | 231.3 |
| Cam Fancher | 1 | 85.4 | 5-9-0 | 55.6 | 32 | 0 | 20 | 32.0 |
| Jacurri Brown | 2 | 108.7 | 2-3-0 | 66.7 | 15 | 0 | 9 | 7.5 |
| Total | 3 | 149.6 | 61-89-0 | 68.5 | 741 | 3 | 64 | 247.0 |
| Opponents | 3 | 91.6 | 43-74-4 | 58.1 | 351 | 1 | 26 | 117.0 |

Receiving

| Player | gp | no. | yds | avg | td | lg | avg/g |
|------------------|----------|-----------|------------|-------------|----------|-----------|--------------|
| Duane Thomas Jr. | 3 | 12 | 148 | 12.3 | 0 | 41 | 49.3 |
| DJ Black | 3 | 9 | 105 | 11.7 | 1 | 33 | 35.0 |
| Dylan Wade | 3 | 9 | 101 | 11.2 | 1 | 39 | 33.7 |
| Myles Montgomery | 3 | 6 | 104 | 17.3 | 0 | 64 | 34.7 |
| Kylan Fox | 3 | 6 | 74 | 12.3 | 1 | 22 | 24.7 |
| Marcus Burke | 3 | 5 | 78 | 15.6 | 0 | 27 | 26.0 |
| Jaden Nixon | 3 | 5 | 37 | 7.4 | 0 | 14 | 12.3 |
| Waden Charles | 3 | 5 | 42 | 8.4 | 0 | 18 | 14.0 |
| Chris Domercant | 3 | 3 | 43 | 14.3 | 0 | 22 | 14.3 |
| Thomas Wadsworth | 3 | 1 | 9 | 9.0 | 0 | 9 | 3.0 |
| Total | 3 | 61 | 741 | 12.1 | 3 | 64 | 247.0 |
| Opponents | 3 | 43 | 351 | 8.2 | 1 | 26 | 117.0 |

Punt Returns

| Player | no. | yds | avg | td | lg |
|------------------|----------|-----------|-------------|----------|-----------|
| Antione Jackson | 3 | 59 | 19.7 | 0 | 37 |
| Duane Thomas Jr. | 1 | 1 | 1.0 | 0 | 1 |
| Jaeden Gould | 1 | 0 | 0.0 | 0 | 0 |
| Total | 5 | 60 | 12.0 | 0 | 37 |
| Opponents | 3 | 25 | 8.3 | 0 | 20 |

Interceptions

| Player | no. | yds | avg | td | lg |
|------------------|----------|----------|------------|----------|----------|
| Jayden McDonald | 1 | 0 | 0.0 | 0 | 0 |
| Nyjalik Kelly | 1 | 4 | 4.0 | 0 | 4 |
| Jayden Bellamy | 1 | 0 | 0.0 | 0 | 0 |
| Braeden Marshall | 1 | 2 | 2.0 | 0 | 2 |
| Total | 4 | 6 | 1.5 | 0 | 4 |
| Opponents | 0 | 0 | 0.0 | 0 | 0 |

Kick Returns

| Player | no. | yds | avg | td | lg |
|------------------|----------|------------|-------------|----------|-----------|
| Jaden Nixon | 4 | 147 | 36.8 | 1 | 96 |
| Total | 4 | 147 | 36.8 | 1 | 96 |
| Opponents | 8 | 147 | 18.4 | 0 | 27 |

Fumbles Recovered

| Player | no. | yds | avg | td | lg |
|------------------|----------|----------|------------|----------|----------|
| Rodney Lora | 1 | 0 | 0.0 | 1 | 0 |
| Antione Jackson | 1 | 0 | 0.0 | 0 | 0 |
| Total | 2 | 0 | 0.0 | 1 | 0 |
| Opponents | 1 | 0 | 0.0 | 0 | 0 |

INDIVIDUAL STATISTICS

Scoring

| | | | PAT | | | | | | |
|------------------|----|-----|-------|------|-----|------|-----|-----|-----|
| Player | td | fg | kick | rush | rcv | pass | dxp | saf | pts |
| Noe Ruelas | - | 5-6 | 13-14 | - | - | - | - | - | 28 |
| Jaden Nixon | 4 | - | - | - | - | - | - | - | 24 |
| Tayven Jackson | 3 | - | - | - | - | - | - | - | 18 |
| Jacurri Brown | 2 | - | - | - | - | - | - | - | 12 |
| Myles Montgomery | 1 | - | - | - | - | - | - | - | 6 |
| Rodney Lora | 1 | - | - | - | - | - | - | - | 6 |
| DJ Black | 1 | - | - | - | - | - | - | - | 6 |
| Dylan Wade | 1 | - | - | - | - | - | - | - | 6 |
| Kylan Fox | 1 | - | - | - | - | - | - | - | 6 |
| Stacy Gage | 1 | - | - | - | - | - | - | - | 6 |
| Noah McGough | - | - | 1-1 | - | - | - | - | - | 1 |
| Total | 15 | 5-6 | 14-15 | 0 | 0 | 0 | 0 | 0 | 119 |
| Opponents | 3 | 2-4 | 2-2 | 0 | 0 | 0 | 0 | 0 | 26 |

Total Offense

| Player | g | plays | rush | pass | total | avg/g |
|--------------------|----------|------------|------------|------------|-------------|--------------|
| Tayven Jackson | 3 | 97 | 72 | 694 | 766 | 255.3 |
| Jaden Nixon | 3 | 11 | 160 | 0 | 160 | 53.3 |
| Jacurri Brown | 2 | 12 | 137 | 15 | 152 | 76.0 |
| Myles Montgomery | 3 | 41 | 149 | 0 | 149 | 49.7 |
| Cam Fancher | 1 | 13 | 39 | 32 | 71 | 71.0 |
| Stacy Gage | 3 | 5 | 30 | 0 | 30 | 10.0 |
| Davi Belfort | 1 | 2 | 23 | 0 | 23 | 23.0 |
| Agyeman Addae | 2 | 2 | 6 | 0 | 6 | 3.0 |
| Jordyn Bridgewater | 2 | 1 | 3 | 0 | 3 | 1.5 |
| Duane Thomas Jr. | 3 | 4 | -4 | 0 | -4 | -1.3 |
| Team | 3 | 0 | -8 | 0 | -8 | -2.7 |
| Total | 3 | 192 | 607 | 741 | 1348 | 449.3 |
| Opponents | 3 | 189 | 388 | 351 | 739 | 246.3 |

Field Goals

| Player | fg | pct. | 01-19 | 20-29 | 30-39 | 40-49 | 50-99 | lg | blk |
|------------------|------------|-------------|------------|------------|------------|------------|------------|-----------|----------|
| Noe Ruelas | 5-6 | 83.3 | 0-0 | 1-1 | 3-3 | 1-2 | 0-0 | 41 | 0 |
| Opponents | 2-4 | 50.0 | 0-0 | 0-0 | 0-1 | 2-3 | 0-0 | 42 | 1 |

Punting

| Player | no. | yds | avg | lg | tb | fc | i20 | 50+ | blk |
|------------------|-----------|------------|-------------|-----------|----------|----------|----------|----------|----------|
| Anthony Venneri | 8 | 307 | 38.4 | 47 | 1 | 2 | 4 | 0 | 0 |
| Total | 8 | 307 | 38.4 | 47 | 1 | 2 | 4 | 0 | 0 |
| Opponents | 16 | 654 | 40.9 | 55 | 0 | 5 | 5 | 3 | 1 |

FG Sequence

| Team Name | UCF | Opponents |
|------------------|---------------|-----------|
| Jacksonville St. | (24),43 | 35,(42) |
| N.C. A&T | (34),(36) | 43 |
| North Carolina | (36),(),(41) | (40) |

Kickoffs

| Player | no. | yds | avg | tb | ob | retn | net | ydln |
|------------------|-----------|-------------|-------------|-----------|----------|----------|-------------|-----------|
| Noe Ruelas | 21 | 1335 | 63.6 | 13 | 0 | | | |
| Noah McGough | 1 | 65 | 65.0 | 1 | 0 | | | |
| Total | 22 | 1400 | 63.6 | 14 | 0 | 8 | 41 | 23 |
| Opponents | 8 | 502 | 62.8 | 2 | 0 | 4 | 32.5 | 32 |

Numbers in (parentheses) indicate field goal was made

All Purpose

| Player | g | rush | rcv | pr | kr | ir | total | avg/g |
|--------------------|----------|------------|------------|-----------|------------|----------|-------------|--------------|
| Jaden Nixon | 3 | 160 | 37 | 0 | 147 | 0 | 344 | 114.7 |
| Myles Montgomery | 3 | 149 | 104 | 0 | 0 | 0 | 253 | 84.3 |
| Duane Thomas Jr. | 3 | -4 | 148 | 1 | 0 | 0 | 145 | 48.3 |
| Jacurri Brown | 2 | 137 | 0 | 0 | 0 | 0 | 137 | 68.5 |
| DJ Black | 3 | 0 | 105 | 0 | 0 | 0 | 105 | 35.0 |
| Dylan Wade | 3 | 0 | 101 | 0 | 0 | 0 | 101 | 33.7 |
| Marcus Burke | 3 | 0 | 78 | 0 | 0 | 0 | 78 | 26.0 |
| Kylan Fox | 3 | 0 | 74 | 0 | 0 | 0 | 74 | 24.7 |
| Tayven Jackson | 3 | 72 | 0 | 0 | 0 | 0 | 72 | 24.0 |
| Antione Jackson | 3 | 0 | 0 | 59 | 0 | 0 | 59 | 19.7 |
| Chris Domercant | 3 | 0 | 43 | 0 | 0 | 0 | 43 | 14.3 |
| Waden Charles | 3 | 0 | 42 | 0 | 0 | 0 | 42 | 14.0 |
| Cam Fancher | 1 | 39 | 0 | 0 | 0 | 0 | 39 | 39.0 |
| Stacy Gage | 3 | 30 | 0 | 0 | 0 | 0 | 30 | 10.0 |
| Davi Belfort | 1 | 23 | 0 | 0 | 0 | 0 | 23 | 23.0 |
| Thomas Wadsworth | 3 | 0 | 9 | 0 | 0 | 0 | 9 | 3.0 |
| Agyeman Addae | 2 | 6 | 0 | 0 | 0 | 0 | 6 | 3.0 |
| Nyjalik Kelly | 3 | 0 | 0 | 0 | 0 | 4 | 4 | 1.3 |
| Jordyn Bridgewater | 2 | 3 | 0 | 0 | 0 | 0 | 3 | 1.5 |
| Braeden Marshall | 3 | 0 | 0 | 0 | 0 | 2 | 2 | 0.7 |
| Team | 3 | -8 | 0 | 0 | 0 | 0 | -8 | -2.7 |
| Total | 3 | 607 | 741 | 60 | 147 | 6 | 1561 | 520.3 |
| Opponents | 3 | 388 | 351 | 25 | 147 | 0 | 911 | 303.7 |

INDIVIDUAL STATISTICS - DEFENSE

| ## | Player | gp | Tackles | | | | Sacks | Pass defense | | | Fumbles | | blkd | |
|----|-------------------|----------|------------|-----------|------------|--------------|-------------|--------------|-----------|-----------|------------|----------|----------|----------|
| | | | ua | a | tot | tfl/yds | | int-yds | brup | qbh | fr-yds | ff | kick | saf |
| 20 | Lewis Carter | 2 | 10 | 9 | 19 | 2-5 | 1-3 | . | . | 1 | . | . | . | . |
| 2 | Phillip Dunnam | 3 | 10 | 5 | 15 | 1-1 | . | . | . | . | . | . | . | . |
| 43 | Cole Kozlowski | 3 | 12 | 3 | 15 | 1-1 | . | . | 1 | . | . | . | . | . |
| 7 | Antione Jackson | 3 | 9 | 4 | 13 | 0.5-1 | . | . | 1 | . | 1-0 | . | . | . |
| 95 | R.J. Jackson Jr. | 3 | 4 | 7 | 11 | . | . | . | . | . | . | . | . | . |
| 9 | Nyjalik Kelly | 3 | 8 | 3 | 11 | 3-13 | 1.5-10 | 1-4 | 1 | 3 | . | 1 | . | . |
| 13 | Horace Lockett | 3 | 6 | 5 | 11 | 2-9 | 1-8 | . | 2 | 1 | . | . | . | . |
| 94 | Rodney Lora | 3 | 5 | 5 | 10 | 3.5-11 | 1-5 | . | . | . | 1-0 | . | . | . |
| 55 | John Walker | 3 | 4 | 5 | 9 | 0.5-0 | . | . | . | . | . | . | . | . |
| 8 | Demari Henderson | 3 | 8 | 1 | 9 | . | . | . | . | . | . | . | . | . |
| 6 | Isaiah Nixon | 3 | 5 | 3 | 8 | 2-4 | . | . | . | 1 | . | . | . | . |
| 23 | Jayden Williams | 2 | 4 | 3 | 7 | . | . | . | . | . | . | . | . | . |
| 99 | Jamaal Johnson | 3 | 4 | 3 | 7 | . | . | . | . | 2 | . | . | . | . |
| 10 | Sincere Edwards | 3 | 4 | 2 | 6 | 4.5-22 | 1.5-16 | . | . | . | . | . | . | . |
| 4 | Braeden Marshall | 3 | 4 | 1 | 5 | . | . | 1-2 | . | . | . | . | . | . |
| 29 | Jayden Bellamy | 3 | 3 | 2 | 5 | . | . | 1-0 | 2 | . | . | . | . | . |
| 0 | Keli Lawson | 3 | 4 | 1 | 5 | . | . | . | 1 | 1 | . | . | 1 | . |
| 38 | Jayden McDonald | 3 | 3 | 1 | 4 | . | . | 1-0 | . | . | . | . | . | . |
| 51 | Malachi Lawrence | 3 | 2 | 2 | 4 | 1.5-7 | 1-7 | . | 2 | 1 | . | . | . | . |
| 5 | DJ Bell | 3 | 3 | . | 3 | . | . | . | 2 | . | . | . | . | . |
| 17 | Jaylen Heyward | 3 | 2 | 1 | 3 | . | . | . | . | . | . | . | . | . |
| 88 | Derrick LeBlanc | 2 | 2 | . | 2 | . | . | . | . | . | . | . | . | . |
| 16 | TJ Bullard | 3 | 1 | 1 | 2 | 0.5-0 | . | . | . | . | . | . | . | . |
| 11 | Jaeden Gould | 3 | 1 | 1 | 2 | . | . | . | . | . | . | . | 1 | . |
| 3 | Tony Williams | 1 | 2 | . | 2 | . | . | . | . | . | . | . | . | . |
| 98 | Tyreek'e Robinson | 2 | 1 | . | 1 | . | . | . | . | . | . | . | . | . |
| 54 | Trenton Turner | 1 | 1 | . | 1 | . | . | . | . | . | . | . | . | . |
| 30 | Kam Moore | 1 | 1 | . | 1 | . | . | . | . | . | . | . | . | . |
| 28 | Troy Ford Jr. | 3 | 1 | . | 1 | . | . | . | . | . | . | . | . | . |
| 80 | Max Drag | 3 | . | 1 | 1 | . | . | . | . | . | . | . | . | . |
| 12 | Aymeric Koumba | 2 | 1 | . | 1 | . | . | . | . | . | . | . | . | . |
| 1 | Ja'Cari Henderson | 2 | . | 1 | 1 | . | . | . | . | . | . | . | . | . |
| 44 | Josh Dorsainvil | 1 | 1 | . | 1 | . | . | . | . | . | . | . | . | . |
| 16 | Noe Ruelas | 3 | 1 | . | 1 | . | . | . | . | . | . | . | . | . |
| | Totals | 3 | 127 | 70 | 197 | 22-74 | 7-49 | 4-6 | 12 | 10 | 2-0 | 1 | 2 | 0 |
| | Opponents | 3 | 129 | 28 | 157 | 13-46 | 3-21 | 0-0 | 5 | 1 | 1-0 | 1 | 0 | 0 |

TEAM GAME-BY-GAME COMPARISON

| Opponent | Score | First Downs | | | | Rushing Number-Yards | Passing | | Total Offense Plays-Yards | Return Yards | Turn- Overs |
|------------------|---------------|----------------|----------------|----------------|--------------|--------------------------|--------------------------|------------------|------------------------------|------------------|----------------|
| | | Total | Rush | Pass | Pen | | Comp-Att.-Int | Yards | | | |
| Jacksonville St. | 17-10 | 23 / 18 | 9 / 11 | 12 / 5 | 2 / 2 | 37-108 / 39-165 | 22-33-0 / 16-30-1 | 314 / 157 | 70-422 / 69-322 | 55 / 40 | 1 / 1 |
| N.C. A&T | 68-7 | 20 / 13 | 11 / 9 | 8 / 2 | 1 / 2 | 32-356 / 51-160 | 14-24-0 / 5-11-1 | 204 / 40 | 56-560 / 62-200 | 134 / 100 | 0 / 3 |
| North Carolina | 34-9 | 23 / 14 | 9 / 7 | 12 / 7 | 2 / 0 | 34-143 / 25-63 | 25-32-0 / 22-33-2 | 223 / 154 | 66-366 / 58-217 | 24 / 32 | 0 / 2 |
| Totals | 119-26 | 66 / 45 | 29 / 27 | 32 / 14 | 5 / 4 | 103-607 / 115-388 | 61-89-0 / 43-74-4 | 741 / 351 | 192-1348 / 189-739 | 213 / 172 | 1 / 6 |

| Opponents | 3rd Down Conversion | 4th Down Conversion | Time of Possession | TOP Margin | Avg Yds/Rush | Avg Yds/Pass | Avg Yds/Play | Punting Number-Avg | Penalties Number-Yards | Sacks |
|------------------|------------------------|------------------------|-----------------------|---------------|------------------|------------------|------------------|-------------------------|----------------------------|--------------|
| | | | | | | | | | | |
| Jacksonville St. | 7-15 / 3-15 | 2-2 / 4-6 | 31:56 / 28:04 | 03:52 | 2.9 / 4.2 | 9.5 / 5.2 | 6.0 / 4.7 | 4-34.0 / 5-40.8 | 9-80.0 / 7-60.0 | 2 / 2 |
| N.C. A&T | 5-11 / 5-16 | 2-2 / 0-0 | 23:45 / 36:15 | -12:30 | 11.1 / 3.1 | 8.5 / 3.6 | 10.0 / 3.2 | 2-45.5 / 8-41.5 | 6-55.0 / 7-59.0 | 3 / 1 |
| North Carolina | 5-13 / 5-13 | 4-4 / 3-4 | 33:47 / 26:13 | 07:34 | 4.2 / 2.5 | 7.0 / 4.7 | 5.5 / 3.7 | 2-40.0 / 3-39.3 | 7-40.0 / 5-50.0 | 2 / 0 |
| Totals | 17-39 / 13-44 | 8-8 / 7-10 | 89:28 / 90:32 | -01:04 | 5.9 / 3.4 | 8.3 / 4.7 | 7.0 / 3.9 | 8-38.4 / 16-40.9 | 22-175.0 / 19-169.0 | 7 / 3 |

Note: Game totals are displayed in the format TEAM/OPPONENT for each category

TEAM GAME HIGHS

| | | |
|-------------------------|------|-------------------------------|
| RUSHES | 37 | Jacksonville St. (08/28/2025) |
| YARDS RUSHING | 356 | N.C. A&T (09/06/2025) |
| YARDS PER RUSH | 11.1 | N.C. A&T (09/06/2025) |
| TD RUSHES | 7 | N.C. A&T (09/06/2025) |
| PASS ATTEMPTS | 33 | Jacksonville St. (08/28/2025) |
| PASS COMPLETIONS | 25 | North Carolina (09/20/2025) |
| YARDS PASSING | 314 | Jacksonville St. (08/28/2025) |
| YARDS PER PASS | 9.5 | Jacksonville St. (08/28/2025) |
| TD PASSES | 2 | Jacksonville St. (08/28/2025) |
| TOTAL PLAYS | 70 | Jacksonville St. (08/28/2025) |
| TOTAL OFFENSE | 560 | N.C. A&T (09/06/2025) |
| YARDS PER PLAY | 10.0 | N.C. A&T (09/06/2025) |
| POINTS | 68 | N.C. A&T (09/06/2025) |
| SACKS BY | 3 | N.C. A&T (09/06/2025) |
| FIRST DOWNS | 23 | North Carolina (09/20/2025) |
| | 23 | Jacksonville St. (08/28/2025) |
| PENALTIES | 9 | Jacksonville St. (08/28/2025) |
| PENALTY YARDS | 80 | Jacksonville St. (08/28/2025) |
| TURNOVERS | 1 | Jacksonville St. (08/28/2025) |
| PUNTS | 4 | Jacksonville St. (08/28/2025) |
| PUNTING AVG | 45.5 | N.C. A&T (09/06/2025) |
| LONG PUNT | 47 | N.C. A&T (09/06/2025) |
| PUNTS INSIDE 20 | 3 | Jacksonville St. (08/28/2025) |
| LONG PUNT RETURN | 37 | N.C. A&T (09/06/2025) |

INDIVIDUAL GAME HIGHS

| | | |
|----------------------------|------|---|
| RUSHES | 21 | Myles Montgomery vs Jacksonville St. (08/28/2025) |
| YARDS RUSHING | 156 | Jaden Nixon vs N.C. A&T (09/06/2025) |
| TD RUSHES | 2 | Jaden Nixon vs N.C. A&T (09/06/2025) |
| | 2 | Jacurri Brown vs N.C. A&T (09/06/2025) |
| | 2 | Tayven Jackson vs N.C. A&T (09/06/2025) |
| LONG RUSH | 87 | Jaden Nixon vs N.C. A&T (09/06/2025) |
| PASS ATTEMPTS | 32 | Tayven Jackson vs North Carolina (09/20/2025) |
| PASS COMPLETIONS | 25 | Tayven Jackson vs North Carolina (09/20/2025) |
| YARDS PASSING | 282 | Tayven Jackson vs Jacksonville St. (08/28/2025) |
| TD PASSES | 2 | Tayven Jackson vs Jacksonville St. (08/28/2025) |
| LONG PASS | 64 | Tayven Jackson vs Jacksonville St. (08/28/2025) |
| RECEPTIONS | 5 | Duane Thomas Jr. vs North Carolina (09/20/2025) |
| | 5 | Dylan Wade vs North Carolina (09/20/2025) |
| YARDS RECEIVING | 71 | Myles Montgomery vs Jacksonville St. (08/28/2025) |
| TD RECEPTIONS | 1 | Kylan Fox vs North Carolina (09/20/2025) |
| | 1 | DJ Black vs Jacksonville St. (08/28/2025) |
| | 1 | Dylan Wade vs Jacksonville St. (08/28/2025) |
| LONG RECEPTION | 64 | Myles Montgomery vs Jacksonville St. (08/28/2025) |
| PUNTS | 4 | Anthony Venneri vs Jacksonville St. (08/28/2025) |
| PUNTING AVG | 45.5 | Anthony Venneri vs N.C. A&T (09/06/2025) |
| LONG PUNT | 47 | Anthony Venneri vs N.C. A&T (09/06/2025) |
| PUNTS INSIDE 20 | 3 | Anthony Venneri vs Jacksonville St. (08/28/2025) |
| LONG PUNT RETURN | 37 | Antione Jackson vs N.C. A&T (09/06/2025) |
| LONG KICKOFF RETURN | 96 | Jaden Nixon vs N.C. A&T (09/06/2025) |
| TACKLES | 10 | Lewis Carter vs North Carolina (09/20/2025) |
| SACKS | 1 | Lewis Carter vs North Carolina (09/20/2025) |
| | 1 | Sincere Edwards vs North Carolina (09/20/2025) |
| | 1 | Malachi Lawrence vs N.C. A&T (09/06/2025) |
| | 1 | Nyjalik Kelly vs N.C. A&T (09/06/2025) |
| | 1 | Horace Lockett vs Jacksonville St. (08/28/2025) |
| TACKLES FOR LOSS | 3.5 | Sincere Edwards vs N.C. A&T (09/06/2025) |

PARTICIPATION

| ## | Player | GP-GS | JSU | NCA&T | UNC |
|----|--------------------|-------|-------|-------|-------|
| 0 | Keli Lawson | 3/2 | START | START | XXX |
| 0 | Dylan Wade | 3/3 | START | START | START |
| 1 | Ja'Cari Henderson | 2/0 | XXX | XXX | ... |
| 1 | Kylan Fox | 3/1 | XXX | START | XXX |
| 2 | Tayven Jackson | 3/2 | XXX | START | START |
| 2 | Phillip Dunnam | 3/3 | START | START | START |
| 3 | Marcus Burke | 3/3 | START | START | START |
| 3 | Tony Williams | 1/0 | ... | XXX | ... |
| 4 | Braeden Marshall | 3/3 | START | START | START |
| 4 | Tae'vion Swint | 0/0 | ... | ... | ... |
| 5 | Jaden Nixon | 3/0 | XXX | XXX | XXX |
| 5 | DJ Bell | 3/0 | XXX | XXX | XXX |
| 6 | Isaiah Nixon | 3/0 | XXX | XXX | XXX |
| 6 | Ric'Darious Farmer | 0/0 | ... | ... | ... |
| 7 | Duane Thomas Jr. | 3/1 | START | XXX | XXX |
| 7 | Antione Jackson | 3/3 | START | START | START |
| 8 | Demari Henderson | 3/3 | START | START | START |
| 8 | Bredell Richardson | 2/0 | XXX | XXX | ... |
| 9 | Nyjalik Kelly | 3/3 | START | START | START |
| 9 | DJ Black | 3/3 | START | START | START |
| 10 | Davi Belfort | 1/0 | ... | XXX | ... |
| 10 | Sincere Edwards | 3/0 | XXX | XXX | XXX |
| 11 | Jaeden Gould | 3/0 | XXX | XXX | XXX |
| 11 | Jacurri Brown | 2/0 | ... | XXX | XXX |
| 12 | Aymeric Koumba | 2/0 | ... | XXX | XXX |
| 12 | Carl Jenkins Jr | 3/0 | XXX | XXX | XXX |
| 13 | Chris Domercant | 3/0 | XXX | XXX | XXX |
| 13 | Horace Lockett | 3/0 | XXX | XXX | XXX |
| 14 | Isaiah Reed | 0/0 | ... | ... | ... |
| 14 | Cam Fancher | 1/1 | START | ... | ... |
| 15 | Jyaire Brown | 3/0 | XXX | XXX | XXX |
| 16 | Noe Ruelas | 3/0 | XXX | XXX | XXX |
| 16 | TJ Bullard | 3/0 | XXX | XXX | XXX |
| 17 | Brock Hansel | 0/0 | ... | ... | ... |
| 17 | Jaylen Heyward | 3/0 | XXX | XXX | XXX |
| 18 | Jakob Gude | 3/0 | XXX | XXX | XXX |
| 18 | Caden Piening | 1/1 | ... | ... | START |
| 19 | Hudson Gibbs | 1/0 | ... | XXX | ... |
| 19 | Waden Charles | 3/0 | XXX | XXX | XXX |
| 20 | Lewis Carter | 2/2 | START | ... | START |
| 21 | Stacy Gage | 3/0 | XXX | XXX | XXX |
| 22 | Myles Montgomery | 3/3 | START | START | START |
| 23 | Jayden Williams | 2/0 | XXX | ... | XXX |
| 25 | Rukeem Stroud | 1/0 | ... | XXX | ... |
| 26 | Christian Peterson | 3/0 | XXX | XXX | XXX |
| 27 | Nicholas Antoine | 0/0 | ... | ... | ... |
| 28 | Troy Ford Jr. | 3/0 | XXX | XXX | XXX |
| 29 | Jayden Bellamy | 3/3 | START | START | START |
| 30 | Kam Moore | 1/0 | ... | XXX | ... |
| 31 | Noah McGough | 1/0 | ... | XXX | ... |
| 32 | Tyler Wrenn | 0/0 | ... | ... | ... |
| 32 | Malakhi Boone | 0/0 | ... | ... | ... |
| 33 | Phil Picciotti | 0/0 | ... | ... | ... |
| 34 | Terrell Jackson | 0/0 | ... | ... | ... |
| 35 | Agyeman Addae | 2/0 | ... | XXX | XXX |
| 36 | Chase Jarrett | 0/0 | ... | ... | ... |
| 37 | Rocklyn Kelley | 0/0 | ... | ... | ... |
| 38 | Jayden McDonald | 3/1 | XXX | START | XXX |
| 39 | Andrea Parisi | 1/0 | ... | XXX | ... |
| 40 | Anthony Venneri | 3/0 | XXX | XXX | XXX |

| ## | Player | GP-GS | JSU | NCA&T | UNC |
|----|------------------------|-------|-------|-------|-------|
| 42 | Chance Nixon | 0/0 | ... | ... | ... |
| 43 | Cole Kozlowski | 3/1 | XXX | XXX | START |
| 44 | Josh Dorsainvil | 1/0 | ... | XXX | ... |
| 45 | Quentin Hatch | 1/0 | ... | ... | XXX |
| 47 | Dalton Riggs | 3/0 | XXX | XXX | XXX |
| 49 | Donnell Johnson | 0/0 | ... | ... | ... |
| 50 | Patrick Barnett | 3/0 | XXX | XXX | XXX |
| 51 | Malachi Lawrence | 3/3 | START | START | START |
| 52 | Carter Miller | 3/3 | START | START | START |
| 53 | Laparka Langston | 1/0 | ... | XXX | ... |
| 54 | Trenton Turner | 1/0 | ... | XXX | ... |
| 55 | Cameron Kinnie | 2/0 | XXX | XXX | ... |
| 55 | John Walker | 3/3 | START | START | START |
| 57 | Camp Lott | 1/0 | ... | XXX | ... |
| 58 | Connor Meadows | 1/0 | ... | XXX | ... |
| 61 | Owen Spell | 3/0 | XXX | XXX | XXX |
| 62 | Jabari Brooks | 3/0 | XXX | XXX | XXX |
| 63 | Shaheem Hill | 1/0 | ... | XXX | ... |
| 64 | Gaard Mommelaar | 3/3 | START | START | START |
| 65 | Jaquez Joiner | 1/0 | ... | XXX | ... |
| 66 | Colin Cook | 1/0 | ... | XXX | ... |
| 67 | Noah Senka | 1/0 | ... | XXX | ... |
| 68 | Ethan Higgins | 1/0 | ... | XXX | ... |
| 69 | Paul Rubelt | 3/3 | START | START | START |
| 70 | RaiShaun McHaney | 1/0 | ... | XXX | ... |
| 71 | Thomas Gearity | 1/0 | ... | XXX | ... |
| 72 | Dominick Campbell | 0/0 | ... | ... | ... |
| 73 | Jacob Maiava | 0/0 | ... | ... | ... |
| 74 | Matthew Prigmore | 1/0 | ... | XXX | ... |
| 75 | Andrew Phelan | 1/0 | ... | XXX | ... |
| 76 | Justin Royes | 0/0 | ... | ... | ... |
| 77 | Keegan Smith | 3/3 | START | START | START |
| 78 | Preston Cushman | 3/3 | START | START | START |
| 80 | Max Drag | 3/0 | XXX | XXX | XXX |
| 81 | Zack Palmer | 1/0 | ... | ... | XXX |
| 82 | Jordyn Bridgewater | 2/0 | ... | XXX | XXX |
| 83 | Dallan "Deebo" Coleman | 2/0 | ... | XXX | XXX |
| 84 | Thomas Wadsworth | 3/0 | XXX | XXX | XXX |
| 85 | Carson Hinshaw | 1/0 | ... | XXX | ... |
| 86 | Chase Hinshaw | 1/0 | ... | XXX | ... |
| 87 | Dwartney Wortham | 0/0 | ... | ... | ... |
| 87 | Andrew Rumph | 0/0 | ... | ... | ... |
| 88 | Derrick LeBlanc | 2/0 | ... | XXX | XXX |
| 89 | Caleb Rollerson | 1/0 | ... | XXX | ... |
| 91 | Keshaun Hudson | 0/0 | ... | ... | ... |
| 92 | Jeffson Lafontant | 2/0 | XXX | XXX | ... |
| 94 | Rodney Lora | 3/0 | XXX | XXX | XXX |
| 95 | R.J. Jackson Jr. | 3/3 | START | START | START |
| 96 | Anthony Coaxum | 0/0 | ... | ... | ... |
| 97 | Mason Denaburg | 1/0 | ... | XXX | ... |
| 98 | Tyreek'e Robinson | 2/0 | ... | XXX | XXX |
| 99 | Jamaal Johnson | 3/0 | XXX | XXX | XXX |

ACRISURE BOUNCE HOUSE



The crown jewel in UCF's impressive Kenneth G. Dixon Athletics Village, Acrisure Bounce House, opened in 2007. The campus facility gives the Knights one of the top venues in the southeast. After spending their previous 28 seasons at the Florida Citrus Bowl (now known as Camping World Stadium) in downtown Orlando, the Knights made their debut in the new on-campus facility on Sept. 15, 2007 against the Texas Longhorns. A capacity crowd was on hand for the game, which was televised live nationally on ESPN2.

In its inaugural campaign at the stadium, UCF completed the season with six-straight wins at home, including a 44-25 victory over Tulsa in the Conference USA Championship game. When UCF hosted Miami on Oct. 17, 2009, a facility-record 48,453 fans were on hand for the contest.

Located on the modern north side of campus, the stadium features luxury boxes, a large club lounge and a natural grass playing surface.

In the summer of 2015, the stadium enjoyed its first major renovation with the addition of the Carl Black and Gold Cabana. This is premium area inside Acrisure Bounce House became one of the signatures of the UCF game-day experience. The Cabana is a 10,000-square-foot, Florida-themed social area and lounge located between the 30-yard lines. The section was expanded prior to the 2017 campaign with 2,921 chair-back seats and features open-air sun deck to enjoy the game.

Two more premium areas were added for 2017. Eight field-level cabanas were added at the south end zone with access to the enclosed air conditioned J and J Rosengren Lounge. The concourse between sections 108-113 was converted into the Stadium Club. This premium area on the popular west side of the stadium, provides access to dedicated food and drink options, as well as plenty of other amenities.

Just in time for the 2016 season, the video board was upgraded to a 114 by 36 feet LED display. It features a Daktronics 15MM HD pixel layout for excellent image clarity. The display also has variable content zoning, allowing it to show one large image or be divided into multiple windows to show any variety of live video, instant replays, statistics, scoring, graphics, animations and sponsorship messages.

The addition of a ribbon display to the south end zone was unveiled in 2017. This display measures more than seven feet high by 199 feet wide.

Acrisure Bounce House has new grass for the first time since it opened back in 2007. This summer, Carolina Green Corp. installed Tiffut[®] Bermudagrass, replacing the stadium's original field. The grass came from a sod farm in Vero Beach.

Largest Home Crowds in UCF History

| # | Opponent (Year) | Att. |
|-----|--------------------------|--------|
| 1. | Tulsa (2005 - USA Cham.) | 51,978 |
| 2. | Virginia Tech (2000) | 50,220 |
| 3. | Miami (2009) | 48,453 |
| 4. | Cincinnati (2018) | 47,795 |
| 5. | South Carolina (2013) | 47,605 |
| 6. | South Florida (2017) | 47,129 |
| 7. | South Florida (2008) | 46,805 |
| 8. | South Florida (2006) | 46,103 |
| 9. | Marshall (2007) | 46,103 |
| 10. | South Florida (2013) | 45,952 |

UCF played at the Florida Citrus Bowl from 1979-2006 until Acrisure Bounce House opened in 2007

Largest Crowds at Acrisure Bounce House

| # | Opponent (Year) | Att. |
|-----|-----------------------|--------|
| 1. | Miami (2009) | 48,453 |
| 2. | Cincinnati (2018) | 47,795 |
| 3. | South Carolina (2013) | 47,605 |
| 4. | South Florida (2017) | 47,129 |
| 5. | South Florida (2008) | 46,805 |
| 6. | Marshall (2007) | 46,103 |
| 7. | South Florida (2013) | 45,952 |
| 8. | Colorado (2024) | 45,702 |
| 9. | Boston College (2011) | 45,671 |
| 10. | Texas (2007) | 45,622 |

Largest Away Crowds in UCF History

| # | Opponent (Year) | Att. |
|-----|-------------------|---------|
| 1. | Michigan (2016) | 109,295 |
| 2. | Ohio State (2012) | 104,745 |
| 3. | Penn State (2002) | 103,029 |
| 4. | Penn State (2004) | 101,715 |
| 5. | Texas (2009) | 101,003 |
| 6. | Penn State (2013) | 92,855 |
| 7. | Florida (2024) | 90,369 |
| 8. | Florida (2006) | 90,210 |
| 9. | Georgia (1999) | 86,117 |
| 10. | Florida (1999) | 85,346 |

Milestone Games (excluding 1992 exh.)

| | | | | |
|-----|----------|---------------------|---|-------|
| 1 | 9/22/79 | at St. Leo | W | 21-0 |
| 100 | 10/8/88 | New Haven | L | 31-23 |
| 200 | 9/27/97 | at Auburn | L | 41-14 |
| 250 | 11/24/01 | Louisiana-Lafayette | W | 31-0 |
| 300 | 9/9/06 | at Florida | L | 42-0 |
| 350 | 9/4/10 | South Dakota | W | 38-7 |
| 400 | 11/29/13 | South Florida | W | 23-20 |
| 450 | 11/18/17 | at Temple | W | 45-19 |
| 500 | 11/20/21 | UConn | W | 49-17 |
| 544 | 9/20/25 | North Carolina | W | 34-9 |

Milestone Home Wins

| | | | |
|-----|----------|----------------|-------|
| 1 | 9/29/79 | Fort Benning | 7-6 |
| 100 | 10/26/02 | Akron | 28-17 |
| 199 | 9/20/25 | North Carolina | 34-9 |

Milestone Away Wins (excl. neutral site)

| | | | |
|----|----------|------------|-------|
| 1 | 9/22/79 | at St. Leo | 21-0 |
| 50 | 10/24/09 | at Rice | 49-7 |
| 96 | 9/14/24 | at TCU | 35-34 |

Football Bowl Subdivision Era Games

| | | | | |
|-----|----------|----------------|---|-------|
| 1 | 8/29/96 | William & Mary | W | 39-33 |
| 100 | 11/13/04 | at Ball State | L | 21-17 |
| 300 | 10/24/20 | Tulane | W | 51-34 |
| 360 | 9/20/25 | North Carolina | W | 34-9 |

Football Bowl Subdivision Era Wins

| | | | |
|-----|----------|----------------|--------------|
| 1 | 8/29/96 | William & Mary | 39-33 |
| 50 | 10/21/05 | Tulane | 34-24 |
| 100 | 10/13/12 | Southern Miss | 38-31 (2017) |
| 150 | 9/29/18 | Pittsburgh | 45-14 |
| 205 | 9/20/25 | North Carolina | 34-9 |

THROUGH THE TURNSTYLES

13,207,519

Spectators that have watched the Knights play in person at home, away, neutral or exhibition games since 1979.

6,641,496

Spectators that have attended UCF home games since 1979, including an exhibition game against Team Moscow in 1992.

3,832,938

Spectators that have poured into Acrisure Bounce House for home UCF football games since 2007.

RECORD AT ACRISURE BOUNCE HOUSE

88-30

Overall

53-20

Conference

3-0

Postseason

ALL-TIME SCOREBOARD AT ABH



3,721

OPPONENTS

2,029

PARDON OUR DUST

Acrisure Bounce House is enduring its largest renovation in years as Roth Tower is set to be expanded with a completion date of Fall 2026. Currently home to suites, the press box and more, the new Roth Tower will enhance the gameday experience and serve as a premier event space in east Orange County.

The existing tower and club spaces will remain operational for the 2025 season. The north and south expansion structure and roof will take shape around existing tower while the west expansion foundations and columns will be in place. At the conclusion of the 2025 season the existing tower will cease operations to complete remaining structure and interior buildout

The tower will increase premium capacity, expand suite offerings, and provide unique event opportunities year-round, attracting more fans, visitors and events to the Kenneth G. Dixon Athletics Village beyond game days.

The Tower is Go for Launch in Fall of 2026. The new Roth Tower will see a 256% increase in square footage of useable club space for gameday and non-gameday events (4,400 SF to 15,650 SF). It will also include loge seating, 42% more club seats, 28 luxury suites that are 38% larger in size than current suites and 34 new outdoor sky suites. The new tower will include four levels and will provide substantially more shade across the stadium bowl.



Rendering of the fully renovated Roth Tower at Acrisure Bounce House, slated for a Fall 2026 completion



Rendering of what Roth Tower at Acrisure Bounce House will look like during the 2025 football season

GAME ONE RECAP - VS. JAKSONVILLE STATE



Individual Statistics report
Jacksonville St. vs UCF (Aug 28, 2025)

Date: Aug 28, 2025
Site: Orlando, Florida
Stadium: Acrisure Bounce House
Attendance: 43043

FULL GAME

JACKSONVILLE ST.

| RUSHING | | | | | | | | | | |
|---------------------|-----------|------------|-----------|------------|----------|-----------|------------|--|--|--|
| | No. | Gain | Loss | Net | TD | Lg | Avg | | | |
| Cam Cook | 17 | 77 | 2 | 75 | 0 | 24 | 4.4 | | | |
| Gavin Wimsatt | 13 | 42 | 13 | 29 | 0 | 13 | 2.2 | | | |
| Andrew Paul | 5 | 26 | 1 | 25 | 1 | 10 | 5.0 | | | |
| Shane Payton Hodges | 1 | 25 | 0 | 25 | 0 | 25 | 25.0 | | | |
| Caden Creel | 1 | 14 | 0 | 14 | 0 | 14 | 14.0 | | | |
| Khristian Lando | 1 | 0 | 1 | -1 | 0 | 0 | -1.0 | | | |
| Brock Rechsteiner | 1 | 0 | 2 | -2 | 0 | 0 | -2.0 | | | |
| Totals: | 39 | 184 | 19 | 165 | 1 | 25 | 4.2 | | | |

| PASSING | | | | | | | | | | |
|----------------|--------------|------------|----------|-----------|----------|--|--|--|--|--|
| | C-A | Yds | TD | Long | Sack | | | | | |
| Gavin Wimsatt | 15-29 | 139 | 0 | 26 | 2 | | | | | |
| Caden Creel | 1-1-0 | 18 | 0 | 18 | 0 | | | | | |
| Totals: | 16-30 | 157 | 0 | 26 | 2 | | | | | |

| RECEIVING | | | | | | | | | | |
|---------------------|-----------|-----------|------------|------------|----------|-----------|--|--|--|--|
| | TAR | No. | Yards | YAC | TD | Long | | | | |
| Cam Cook | 4 | 4 | 43 | 53 | 0 | 18 | | | | |
| Brock Rechsteiner | 6 | 3 | 34 | 17 | 0 | 20 | | | | |
| Deondre Johnson | 6 | 2 | 35 | 0 | 0 | 26 | | | | |
| Franklin Barell Jr. | 2 | 2 | 14 | 12 | 0 | 8 | | | | |
| Pearson Baldwin | 3 | 2 | 11 | 0 | 0 | 6 | | | | |
| Caleb Coombs | 4 | 2 | 3 | 8 | 0 | 4 | | | | |
| Andrew Paul | 1 | 1 | 17 | 15 | 0 | 17 | | | | |
| Gabe Glover | 2 | 0 | 0 | 0 | 0 | 0 | | | | |
| Caden Creel | 1 | 0 | 0 | 0 | 0 | 0 | | | | |
| Harrison Hamsley | 1 | 0 | 0 | 0 | 0 | 0 | | | | |
| Totals: | 30 | 16 | 157 | 105 | 0 | 26 | | | | |

| PUNTING | | | | | | | | | | |
|----------------|----------|------------|-------------|-----------|----------|----------|--|--|--|--|
| | No. | Yds | Avg | Long | In20 | TB | | | | |
| Cade Backe | 4 | 163 | 40.8 | 44 | 1 | 0 | | | | |
| Conor Donaghy | 1 | 41 | 41.0 | 41 | 1 | 0 | | | | |
| Totals: | 5 | 204 | 40.8 | 44 | 2 | 0 | | | | |

| RETURNS | | | | | | | | | | |
|----------------|----------|----------|----------|-----------|-----------|-----------|----------|----------|----------|----------|
| Punt | | | Kickoff | | | Intercept | | | | |
| No | Yds | Lg | No | Yds | Lg | No | Yds | Lg | | |
| Gabe Glover | 0 | 0 | 0 | 2 | 40 | 21 | 0 | 0 | 0 | 0 |
| Totals: | 0 | 0 | 2 | 40 | 21 | 0 | 0 | 0 | 0 | 0 |

| FIELD GOALS | | Qtr | Time | Dist | Result | | |
|-----------------|-----|-------|-------|------|---------|----|-------|
| Garrison Rippa | 2nd | 00:00 | 35 | | BLOCKED | | |
| Garrison Rippa | 3rd | 05:28 | 42 | | GOOD | | |
| KICKOFFS | | No. | Yards | Avg | TB | OB | |
| Conor Donaghy | 3 | 181 | 60.3 | | 0 | 0 | |
| ALL-PURPOSE | | Rush | Rcv | KR | PR | IR | Total |
| Cam Cook | 75 | 43 | 0 | 0 | 0 | 0 | 118 |
| Andrew Paul | 25 | 17 | 0 | 0 | 0 | 0 | 42 |
| Gabe Glover | 0 | 0 | 40 | 0 | 0 | 0 | 40 |
| Deondre Johnson | 0 | 35 | 0 | 0 | 0 | 0 | 35 |

FUMBLES
Jacksonville St. - None
UCF - Duane Thomas Jr. 1-1, Cam Fancher 1-0, Tayven Jackson 1-0



Knights Earn 300th Program Win with a Triumph over Jacksonville State

| | | | | | | |
|--------------------|---|---|---|----|---|----|
| JACKSONVILLE STATE | 0 | 0 | 3 | 7 | - | 10 |
| UCF | 0 | 0 | 3 | 14 | - | 17 |

Aug. 28, 2025 | Acrisure Bounce House | Orlando, Fla. | 7 p.m. ET | 43,043 | ESPN+

ORLANDO - In a game that stretched across more than five hours, two quarterbacks, and a two-hour, seven-minute weather delay, the Knights defeated a determined Jacksonville State squad to open the second Scott Frost era with a gutsy 17-10 victory Thursday night at Acrisure Bounce House.

UCF leaned on depth and timely execution to grind out its first win of the season and give Frost a successful return to the program. The Knights totaled 422 yards of offense and held Jacksonville State to 322, making key plays on both sides of the ball when it mattered most.

UCF quarterback Tayven Jackson, stepping in early in the second quarter after starter Cam Fancher exited with an injury following the weather delay, delivered an efficient and composed performance. He completed 17 of 24 passes for 282 yards and two touchdowns, providing the offense with rhythm and stability in his first action as a member of the Black and Gold.

"I'm happy that we got out of it and that we got out of it with a win. That's all that mattered, a win is a win." - Tayven Jackson

Running back Myles Montgomery was a consistent force throughout the night, totaling 150 yards with 79 rushing yards on 21 carries while adding 71 through the air on three catches. His ability to extend drives and break off chunk plays helped UCF stay in control of the possession for most of the game.

After both teams traded early field goals, Jacksonville State found the end zone for the first time on a 10-yard rush by Andrew Paul with 12:01 left in the game.

UCF immediately responded, however, when Jackson connected with Dylan Wade on a 40-yard catch-and-run touchdown pass in with 9:30 left to tie the game at 10-10. Jackson found Wade all alone over the middle after sneaking out from his tight end position and darted down the right side for UCF's first TD of the season.

Then with just under two minutes to go and JSU driving into UCF territory, defensive back Jayden Williams stuffed Gamecock's running back Cam Cook on a fourth-down, hurry-up play to turn the ball over on downs to the Knights.

"Jayden got a game ball," Frost said. "He's one of a number of new guys around here, but he's played a lot of football and is very savvy. When they handed it off it looked liked they dented our line a little and I thought it was a first down ... but he just shot in there and knifed and that was probably the biggest play of the game."

Then, starting at their own 36-yard line, UCF marched 64 yards in six plays to take the lead late and seal the win. After two incompletions, Jackson took off on a 15-yard scramble on third down to the JSU 34-yard line. Then, when many thought UCF would play it safe and inch closer for a go-ahead field goal on 3rd and 9, Jackson hit wide receiver DJ Black on a naked bootleg in stride over the middle for a 33-yard score and the lead with just over a minute remaining.

"We were sitting there and kinda said, 'let's win this thing,'" Frost said. "I think a lot of people were probably expecting us to call something and kick a field goal. But we still had a couple bullets in the chamber, and we hit one."

"It was a great play call by Coach Frost," Black said. "The offensive line held up real well. D Wade made a good block on the edge and Tayven threw me a great ball and it landed right in the pocket."

The UCF defense held strong the rest of the way, limiting big plays and forcing a key fourth-down stop late in the fourth quarter.

The win marked the 300th in program history and extended UCF's streak to 10 straight opening game victories. It also marked the Knights' 11th consecutive Thursday night win, the third most such wins in all of FBS history.

Frost's season-opening win was his 20th career victory with the Knights and extended his winning streak to 14 games in Black and Gold.



GAME TWO RECAP - VS. NORTH CAROLINA A&T

Nixon's Historic Knight Leads to UCF 68-7 Victory Over N.C. A&T

| | | | | | | |
|--------------------|----|----|----|----|---|----|
| NORTH CAROLINA A&T | 0 | 0 | 0 | 7 | - | 7 |
| UCF | 28 | 12 | 14 | 14 | - | 68 |

Sep. 6, 2025 | Acrisure Bounce House | Orlando, Fla. | 7 p.m. ET | 44,009 | ESPN+

ORLANDO - An hour and twelve minutes of stormy suspense delayed Saturday evening's kickoff, but when the skies finally cleared, Jaden Nixon wasted no time reigniting head coach Scott Frost's signature #UCFast philosophy to take down North Carolina A&T in a convincing 68-7 win.

"We've been talking to him, as fast as he is, he just needs to run through the smoke." - Head Coach Scott Frost on Jaden Nixon's performance

And Nixon delivered exactly that, blazing 96 yards on the game's opening kickoff, to become the first player in over a decade to take it back to the house from play one. The last player to manage that feat was Quincy McDuffie, who took one 95 yards to the end zone against Tulane on Nov. 20, 2010. Some may also remember a similar spark from Mike Hughes in 2017, the last player to score on a kickoff of any kind until tonight, which helped catapult that magical 2017 season.

The offense didn't miss a beat after Nixon's burst. Quarterback Tayven Jackson orchestrated back-to-back touchdown drives, each under three minutes, and capped both with rushing scores—his first career multi-rushing touchdown performance.

From the defensive end of the ball, UCF struck late in the first quarter. Edge rusher Nyjalik Kelly recorded a strip-sack, and redshirt sophomore Rodney Lora capitalized, scooping up the loose ball in the end zone for his first career touchdown.

This first-quarter frenzy marked a rare trifecta of touchdowns on offense, defense and special teams. UCF last accomplished that in a full game on October 28, 2017, against Austin Peay. Doing it all within the first quarter? That hadn't happened since October 1, 2016, when Frost's first UCF squad pulled off a score in all three categories against East Carolina, although the defensive score was a safety.

From that moment on, the Knights never looked back. They held the Aggies scoreless until the final three minutes of regulation, when A&T finally broke through for its lone touchdown of the night.

As for Nixon, he cleared the smoke and made the night one for the history books, becoming the first player in UCF's FBS era to record both a kickoff return and a rushing touchdown in the same game—and just the fourth to combine a kickoff return score with any type of offensive touchdown.

His second of three touchdowns was an 87-yard sprint that tied for the third-longest run from scrimmage in program history, further cementing his breakout performance. In all, Nixon touched the ball five times on the night and registered three scores. He tallied 156 yards on the ground on four carries, while housing his lone kickoff return for 96 yards.

"What I did all week was go at it hard, just taking cuts and making hits that I haven't been really making as much as I used to. Coach Frost pushed me all week, and I feel like that's what really motivated me to go out here and play the game I did." - Jaden Nixon

UCF chalked up 560 yards on offense, averaging exactly a first down on each play, finishing the contest with 10 yards per offensive snap. The entire offense was humming throughout the night, as Jacurri Brown secured a pair of touchdowns of his own while Stacy Gage closed out UCF's tab for the night, earning his first career score on a 23-yard scamper.

In addition to the strip sack for a score, Jayden McDonald snagged an interception while Antione Jackson recovered a fumble, resulting in three takeaways, securing an all-around team victory.



Individual Statistics report
N.C. A&T vs UCF (Sep 06, 2025)

Date: Sep 06, 2025
Site: Florida
Stadium: Acrisure Bounce House
Attendance: 44009

FULL GAME

N.C. A&T

| RUSHING | | | | | | | | | | |
|-------------------|-----------|------------|-----------|------------|----------|-----------|------------|----|-----|-----|
| | No. | Gain | Loss | Net | TD | Lg | Yds | Pl | Att | Avg |
| Shimique Blizzard | 11 | 80 | 5 | 75 | 1 | 44 | 6.8 | | | |
| J.T. Smith | 15 | 61 | 7 | 54 | 0 | 16 | 3.6 | | | |
| Wesley Graves | 13 | 22 | 3 | 19 | 0 | 5 | 1.5 | | | |
| Elijah Kennedy | 1 | 11 | 0 | 11 | 0 | 11 | 11.0 | | | |
| Jaden Hicks | 4 | 10 | 0 | 10 | 0 | 4 | 2.5 | | | |
| Jy Walls | 3 | 8 | 3 | 5 | 0 | 8 | 1.7 | | | |
| Braxton Thomas | 1 | 0 | 7 | -7 | 0 | -7 | | | | |
| Champ Long | 3 | 7 | 14 | -7 | 0 | -7 | -2.3 | | | |
| Totals: | 51 | 199 | 39 | 160 | 1 | 44 | 3.1 | | | |

| PASSING | | | | | | | | | | |
|----------------|---------------|-----------|----------|-----------|----------|----|-----|-----|------|-----|
| | C-A-I | Yds | TD | Long | Sack | Pl | Att | Int | Comp | Pct |
| Champ Long | 3-7-1 | 26 | 0 | 20 | 1 | | | | | |
| Jy Walls | 2-4-0 | 14 | 0 | 7 | 1 | | | | | |
| Braxton Thomas | 0-0-0 | 0 | 0 | 0 | 1 | | | | | |
| Totals: | 5-11-1 | 40 | 0 | 20 | 3 | | | | | |

| RECEIVING | | | | | | | | | | |
|----------------|-----------|----------|-----------|-----------|----------|-----------|----|-----|-----|------|
| | TAR | No. | Yards | YAC | TD | Long | Pl | Att | Int | Comp |
| Elijah Kennedy | 2 | 2 | 20 | 16 | 0 | 20 | | | | |
| Jamison Warren | 4 | 2 | 13 | 2 | 0 | 7 | | | | |
| Wesley Graves | 3 | 1 | 7 | 3 | 0 | 7 | | | | |
| Amonte Jones | 1 | 0 | 0 | 0 | 0 | 0 | | | | |
| Totals: | 10 | 5 | 40 | 21 | 0 | 20 | | | | |

| PUNTING | | | | | | | | | | |
|----------------|----------|------------|-------------|-----------|----------|----------|----|-----|-----|------|
| | No. | Yds | Avg | Long | In20 | TB | Pl | Att | Int | Comp |
| DJ Page | 7 | 314 | 44.9 | 55 | 2 | 0 | | | | |
| TEAM | 1 | 18 | 18.0 | 18 | 0 | 0 | | | | |
| Totals: | 8 | 332 | 41.5 | 55 | 2 | 0 | | | | |

| RETURNS | | | | Punt | | | Kickoff | | | Intercept | | |
|----------------|----|-----|----|------|-----|----|---------|-----|----|-----------|--|--|
| | No | Yds | Lg | No | Yds | Lg | No | Yds | Lg | | | |
| Elijah Kennedy | 2 | 20 | 20 | 2 | 33 | 18 | 0 | 0 | 0 | | | |
| Aaron Harris | 0 | 0 | 0 | 2 | 47 | 27 | 0 | 0 | 0 | | | |
| Totals: | 2 | 20 | 20 | 4 | 80 | 27 | 0 | 0 | 0 | | | |

| FIELD GOALS | | | | | | | | | | |
|--------------|-----|-------|------|--------|----|-----|-----|------|----|-----|
| | Qtr | Time | Dist | Result | Pl | Att | Int | Comp | FG | Pct |
| Andrew Brown | 3rd | 08:06 | 43 | MISSED | | | | | | |

| KICKOFFS | | | | | | | | | | |
|--------------|-----|-------|------|----|----|----|-----|-----|------|-----|
| | No. | Yards | Avg | TB | OB | Pl | Att | Int | Comp | Pct |
| Andrew Brown | 2 | 126 | 63.0 | 0 | 0 | | | | | |

| ALL-PURPOSE | | | | | | | | | | |
|-------------------|------|-----|----|----|----|-------|----|-----|-----|------|
| | Rush | Rcv | KR | PR | IR | Total | Pl | Att | Int | Comp |
| Elijah Kennedy | 11 | 20 | 33 | 20 | 0 | 84 | | | | |
| Shimique Blizzard | 75 | 0 | 0 | 0 | 0 | 75 | | | | |
| J.T. Smith | 54 | 0 | 0 | 0 | 0 | 54 | | | | |
| Aaron Harris | 0 | 0 | 47 | 0 | 0 | 47 | | | | |

FUMBLES
N.C. A&T - Champ Long 2-2, Elijah Kennedy 1-0
UCF - None

UCF

| RUSHING | | | | | | | | | | |
|--------------------|-----------|------------|-----------|------------|----------|-----------|-------------|----|-----|-----|
| | No. | Gain | Loss | Net | TD | Lg | Yds | Pl | Att | Avg |
| Jaden Nixon | 4 | 156 | 0 | 156 | 2 | 87 | 39.0 | | | |
| Jacurri Brown | 5 | 106 | 0 | 106 | 2 | 60 | 21.2 | | | |
| Myles Montgomery | 8 | 37 | 2 | 35 | 0 | 15 | 4.4 | | | |
| Stacy Gage | 5 | 30 | 0 | 30 | 1 | 23 | 6.0 | | | |
| Devon Bellfort | 2 | 23 | 0 | 23 | 0 | 17 | 11.5 | | | |
| Aggreyman Addae | 2 | 6 | 0 | 6 | 0 | 3 | 3.0 | | | |
| Jordyn Bridgewater | 1 | 3 | 0 | 3 | 0 | 3 | 3.0 | | | |
| Tayven Jackson | 3 | 5 | 4 | 1 | 2 | 4 | 0.3 | | | |
| TEAM | 2 | 0 | 4 | -4 | 0 | 0 | -2.0 | | | |
| Totals: | 32 | 366 | 10 | 356 | 7 | 87 | 11.1 | | | |

| PASSING | | | | | | | | | | |
|----------------|----------------|------------|----------|-----------|----------|----|-----|-----|------|-----|
| | C-A-I | Yds | TD | Long | Sack | Pl | Att | Int | Comp | Pct |
| Tayven Jackson | 12-21-0 | 189 | 0 | 41 | 1 | | | | | |
| Jacurri Brown | 2-3-0 | 15 | 0 | 9 | 0 | | | | | |
| Totals: | 14-24-0 | 204 | 0 | 41 | 1 | | | | | |

| RECEIVING | | | | | | | | | | |
|------------------|-----------|-----------|------------|------------|----------|-----------|----|-----|-----|------|
| | TAR | No. | Yards | YAC | TD | Long | Pl | Att | Int | Comp |
| Duane Thomas Jr. | 3 | 3 | 68 | 22 | 0 | 41 | | | | |
| DJ Black | 4 | 3 | 27 | 9 | 0 | 11 | | | | |
| Waden Charles | 5 | 3 | 18 | 5 | 0 | 7 | | | | |
| Chris Domercant | 4 | 2 | 28 | 21 | 0 | 22 | | | | |
| Myles Montgomery | 1 | 1 | 32 | 36 | 0 | 32 | | | | |
| Kylan Fox | 1 | 1 | 22 | 24 | 0 | 22 | | | | |
| Thomas Wadsworth | 1 | 1 | 9 | 3 | 0 | 9 | | | | |
| Marcus Burke | 4 | 0 | 0 | 0 | 0 | 0 | | | | |
| Dylan Wade | 1 | 0 | 0 | 0 | 0 | 0 | | | | |
| Totals: | 24 | 14 | 204 | 120 | 0 | 41 | | | | |

| PUNTING | | | | | | | | | | |
|-----------------|----------|-----------|-------------|-----------|----------|----------|----|-----|-----|------|
| | No. | Yds | Avg | Long | In20 | TB | Pl | Att | Int | Comp |
| Anthony Venneri | 2 | 91 | 45.5 | 47 | 1 | 0 | | | | |
| Totals: | 2 | 91 | 45.5 | 47 | 1 | 0 | | | | |

| RETURNS | Punt | | | Kickoff | | | Intercept | | |
|-----------------|------|-----|----|---------|-----|----|-----------|-----|----|
| | No | Yds | Lg | No | Yds | Lg | No | Yds | Lg |
| Antione Jackson | 2 | 38 | 37 | 0 | 0 | 0 | 0 | 0 | 0 |
| Jaden Nixon | 0 | 0 | 0 | 1 | 96 | 96 | 0 | 0 | 0 |
| Jayden McDonald | 0 | 0 | 0 | 0 | 0 | 0 | 1 | 0 | 0 |

| FIELD GOALS | | | | | | | | | | |
|-------------|-----|-------|------|--------|----|-----|-----|------|----|-----|
| | Qtr | Time | Dist | Result | Pl | Att | Int | Comp | FG | Pct |
| Noe Ruelas | 2nd | 03:37 | 34 | GOOD | | | | | | |
| Noe Ruelas | 2nd | 00:00 | 36 | GOOD | | | | | | |

| KICKOFFS | | | | | | | | | | |
|--------------|-----|-------|------|----|----|----|-----|-----|------|-----|
| | No. | Yards | Avg | TB | OB | Pl | Att | Int | Comp | Pct |
| Noe Ruelas | 10 | 634 | 63.4 | 6 | 0 | | | | | |
| Noah McGough | 1 | 65 | 65.0 | 1 | 0 | | | | | |

| ALL-PURPOSE | | | | | | | | | | |
|------------------|------|-----|----|----|----|-------|----|-----|-----|------|
| | Rush | Rcv | KR | PR | IR | Total | Pl | Att | Int | Comp |
| Jaden Nixon | 156 | 0 | 96 | 0 | 0 | 252 | | | | |
| Jacurri Brown | 106 | 0 | 0 | 0 | 0 | 106 | | | | |
| Duane Thomas Jr. | 0 | 68 | 0 | 0 | 0 | 68 | | | | |
| Myles Montgomery | 35 | 32 | 0 | 0 | 0 | 67 | | | | |

GAME THREE RECAP - VS. NORTH CAROLINA

UCF Improves to 3-0 with 34-9 Victory Over North Carolina

| | | | | | | |
|----------------|----|----|---|---|---|----|
| NORTH CAROLINA | 0 | 3 | 6 | 0 | - | 9 |
| UCF | 10 | 10 | 7 | 7 | - | 34 |

Sep. 20, 2025 | Acrisure Bounce House | Orlando, Fla. | 3:30 p.m. ET | 44,206 | FOX

ORLANDO – In a game defined by control and execution, UCF's steady offense and disruptive defense turned a much-anticipated showdown into a 34-9 statement win over North Carolina Saturday at Acrisure Bounce House in front of a sellout crowd and nationally-televised audience on FOX.

The win moves UCF to 3-0 on the young season heading into their Big 12 opener next Saturday at Kansas State.

"I just have fun coaching here. There's pressure like anywhere else, but it's not the same. It allows me to be better because I can be free to care about the athletes and try to put them in the best position to be successful." - Scott Frost, UCF Football Head Coach

Quarterback Tayven Jackson delivered a stellar performance, setting two personal bests. The redshirt junior steadied the offense while completing an efficient 25 of 32 passes for 223 yards. His 25 completions marked a new career high while also leading the team in rushing with a career-high 66 yards on the ground.

The Knights wasted no time setting the tone, continuing their trend of opening-drive excellence. Jackson orchestrated a 13-play, 75-yard march, accounting for 67 yards himself and finishing it off with a 13-yard rushing touchdown. It marked the second straight game the Black and Gold reached the end zone on their first possession.

On UNC's opening drive, defensive tackle Horace Lockett swatted a pass from quarterback Gio Lopez at the line of scrimmage, and the deflection hung in the air just long enough for senior edge rusher Nyjalik Kelly to snag it one-handed, giving the Knights an early takeaway that led to a field goal. UCF's defense has now held opponents scoreless on their opening possession in all three games this season.

"The play was caught, Horace Lockett was great with the pressure, slapped it and it just landed in my hands. I knew I had to catch it for a big play to get the offense back on the field to possibly get points." - Nyjalik Kelly, EDGE

The interception marked Kelly's first career pick and set up kicker Noe Ruelas, who converted a 36-yard field goal to match his season long. Minutes later, he topped that with a 41-yarder, pushing the Knights' lead to 13-0.

The defense remained dominant in the opening half, keeping the Tar Heels out of UCF territory until just 7:30 remained in the second quarter. When UNC finally threatened, advancing to the Knights' 12-yard line, the secondary held firm. Defensive back Braeden Marshall intercepted a tipped pass by Jayden Bellamy, his first of the season, to deny the Tar Heels again.

UCF capitalized quickly. Just over a minute later, Jackson, who hit nine different receivers on the night, connected with sophomore Kylan Fox for a 17-yard touchdown — the first of Fox's collegiate career. The 83-yard drive, aided by timely Tar Heel penalties, capped a 1:04 burst and sent the Knights into halftime with a commanding 20-3 lead.

And the Knights stayed sharp after the break. Running back Myles Montgomery powered in his first touchdown of the season from close range, stretching the margin to 27-3.

The defense held strong well into the second half, maintaining its streak of not allowing a first-half touchdown this season. North Carolina finally broke through with 1:06 left in the third quarter, their lone touchdown on the afternoon.

UCF answered one last time by closing the game with its most impressive possession of the year when Jaden Nixon capped an 18-play, 93-yard drive — the Knights' longest of the season — with a touchdown that consumed 10 minutes and 26 seconds, sealing the 34-9 victory.

The win marks the third straight season UCF has opened 3-0 under Head Coach Scott Frost. The victory also extends Frost's winning streak at UCF to 16 consecutive games, a run that ranks among the longest active streaks in college football.

Knight Nation, donning their black and gold, packed the stands to support the Hometown Team as tonight's attendance marked a sellout crowd of 44,206. The last sellout was last season's match up against Colorado with an attendance of 45,702.



Individual Statistics report
North Carolina vs UCF (Sep 20, 2025)

Date: Sep 20, 2025
Site: Orlando, Florida
Stadium: Acrisure Bounce House
Attendance: 44206

FULL GAME

NORTH CAROLINA

| RUSHING | No. | Gain | Loss | Net | TD | Lg | Avg |
|---------------|-----|------|------|-----|----|----|------|
| Demon June | 10 | 50 | 0 | 50 | 0 | 13 | 5.0 |
| Benjamin Hall | 6 | 19 | 0 | 19 | 0 | 5 | 3.2 |
| Devion Gause | 2 | 1 | 0 | 1 | 0 | 1 | 0.5 |
| TEAM | 1 | 0 | 2 | -2 | 0 | 0 | -2.0 |
| Gio Lopez | 6 | 13 | 18 | -5 | 0 | 6 | -0.8 |
| Totals: | 25 | 83 | 20 | 63 | 0 | 13 | 2.5 |

| PASSING | C-A-I | Yds | TD | Long | Sack |
|-------------|---------|-----|----|------|------|
| Max Johnson | 11-19-0 | 67 | 1 | 15 | 0 |
| Gio Lopez | 11-14-2 | 87 | 0 | 24 | 2 |
| Totals: | 22-33-2 | 154 | 1 | 24 | 2 |

| RECEIVING | TAR | No. | Yards | YAC | TD | Long |
|----------------|-----|-----|-------|-----|----|------|
| Shanard Clower | 6 | 4 | 34 | 31 | 0 | 15 |
| Jordan Shipp | 4 | 3 | 44 | 12 | 0 | 24 |
| Jake Johnson | 5 | 3 | 23 | 5 | 0 | 11 |
| Demon June | 4 | 3 | 8 | 12 | 0 | 5 |
| Devion Gause | 3 | 2 | 14 | 9 | 0 | 9 |
| Jordan Owens | 2 | 2 | 8 | 0 | 0 | 5 |
| Caleb Hood | 2 | 2 | 0 | 6 | 0 | 1 |
| Chris Culliver | 2 | 1 | 15 | 1 | 0 | 15 |
| Kobe Paysour | 1 | 1 | 8 | 1 | 1 | 8 |
| Nathan Leacock | 1 | 1 | 0 | 0 | 0 | 0 |
| Mikai Gbayor | 1 | 0 | 0 | 0 | 0 | 0 |
| Totals: | 31 | 22 | 154 | 77 | 1 | 24 |

| PUNTING | No. | Yds | Avg | Long | In20 | TB |
|---------------|-----|-----|------|------|------|----|
| Tom Maginness | 3 | 118 | 39.3 | 48 | 1 | 0 |
| Totals: | 3 | 118 | 39.3 | 48 | 1 | 0 |

| RETURNS | Punt | No | Yds | Lg | Kickoff | No | Yds | Lg | Intercept |
|----------------|------|----|-----|----|---------|----|-----|----|-----------|
| Javarus Green | 1 | 5 | 5 | 0 | 0 | 0 | 0 | 0 | 0 |
| Devion Gause | 0 | 0 | 0 | 1 | 8 | 8 | 0 | 0 | 0 |
| Shanard Clower | 0 | 0 | 0 | 1 | 19 | 19 | 0 | 0 | 0 |
| Totals: | 1 | 5 | 5 | 2 | 27 | 19 | 0 | 0 | 0 |

| FIELD GOALS | Qtr | Time | Dist | Result |
|--------------|-----|-------|------|--------|
| Rece Verhoff | 2nd | 01:23 | 40 | GOOD |

| KICKOFFS | No. | Yards | Avg | TB | OB |
|--------------|-----|-------|------|----|----|
| Rece Verhoff | 3 | 195 | 65.0 | 2 | 0 |

| ALL-PURPOSE | Rush | Rcv | KR | PR | IR | Total |
|----------------|------|-----|----|----|----|-------|
| Demon June | 50 | 8 | 0 | 0 | 0 | 58 |
| Shanard Clower | 0 | 34 | 19 | 0 | 0 | 53 |
| Jordan Shipp | 0 | 44 | 0 | 0 | 0 | 44 |
| Devion Gause | 1 | 14 | 8 | 0 | 0 | 23 |

FUMBLES
North Carolina - None
UCF - Duane Thomas Jr. 1-0

UCF

| RUSHING | No. | Gain | Loss | Net | TD | Lg | Avg |
|------------------|-----|------|------|-----|----|----|------|
| Tayven Jackson | 10 | 66 | 0 | 66 | 1 | 25 | 6.6 |
| Myles Montgomery | 12 | 39 | 4 | 35 | 1 | 6 | 2.9 |
| Jacurti Brown | 4 | 31 | 0 | 31 | 0 | 14 | 7.8 |
| Jaden Nixon | 5 | 11 | 1 | 10 | 1 | 5 | 2.0 |
| Duane Thomas Jr. | 2 | 4 | 1 | 3 | 0 | 4 | 1.5 |
| TEAM | 1 | 0 | 2 | -2 | 0 | 0 | -2.0 |
| Totals: | 34 | 151 | 8 | 143 | 3 | 25 | 4.2 |

| PASSING | C-A-I | Yds | TD | Long | Sack |
|----------------|---------|-----|----|------|------|
| Tayven Jackson | 25-32-0 | 223 | 1 | 20 | 0 |
| Totals: | 25-32-0 | 223 | 1 | 20 | 0 |

| RECEIVING | TAR | No. | Yards | YAC | TD | Long |
|------------------|-----|-----|-------|-----|----|------|
| Dylan Wade | 7 | 5 | 47 | 17 | 0 | 18 |
| Duane Thomas Jr. | 5 | 5 | 31 | 24 | 0 | 14 |
| Jaden Nixon | 4 | 4 | 41 | 58 | 0 | 14 |
| DJ Black | 4 | 3 | 19 | 12 | 0 | 7 |
| Marcus Burke | 4 | 2 | 35 | 19 | 0 | 20 |
| Kylan Fox | 2 | 2 | 28 | 6 | 1 | 17 |
| Myles Montgomery | 3 | 2 | 1 | 13 | 0 | 9 |
| Chris Domercant | 1 | 1 | 15 | 3 | 0 | 15 |
| Waden Charles | 2 | 1 | 6 | 0 | 0 | 6 |
| Totals: | 32 | 25 | 223 | 152 | 1 | 20 |

| PUNTING | No. | Yds | Avg | Long | In20 | TB |
|----------------|-----|-----|------|------|------|----|
| Anthony Veneri | 2 | 80 | 40.0 | 41 | 0 | 0 |
| Totals: | 2 | 80 | 40.0 | 41 | 0 | 0 |

| RETURNS | Punt | No | Yds | Lg | Kickoff | No | Yds | Lg | Intercept |
|------------------|------|----|-----|----|---------|----|-----|----|-----------|
| Duane Thomas Jr. | 1 | 1 | 0 | 0 | 0 | 0 | 0 | 0 | 0 |
| Jaden Nixon | 0 | 0 | 1 | 17 | 17 | 0 | 0 | 0 | 0 |
| Nyjalik Kelly | 0 | 0 | 0 | 0 | 0 | 1 | 4 | 4 | 4 |
| Braeden Marshall | 0 | 0 | 0 | 0 | 0 | 1 | 2 | 2 | 2 |
| Totals: | 1 | 1 | 1 | 17 | 17 | 2 | 6 | 4 | 4 |

| FIELD GOALS | Qtr | Time | Dist | Result |
|-------------|-----|-------|------|--------|
| Noe Ruelas | 1st | 04:51 | 36 | GOOD |
| Noe Ruelas | 2nd | 10:03 | 41 | GOOD |

| KICKOFFS | No. | Yards | Avg | TB | OB |
|------------|-----|-------|------|----|----|
| Noe Ruelas | 7 | 444 | 63.4 | 5 | 0 |

| ALL-PURPOSE | Rush | Rcv | KR | PR | IR | Total |
|------------------|------|-----|----|----|----|-------|
| Jaden Nixon | 10 | 41 | 17 | 0 | 0 | 68 |
| Tayven Jackson | 66 | 0 | 0 | 0 | 0 | 66 |
| Dylan Wade | 0 | 47 | 0 | 0 | 0 | 47 |
| Myles Montgomery | 35 | 1 | 0 | 0 | 0 | 36 |

PLAYER BIOS AND STATS

QUARTERBACKS



2 Tayven JACKSON

Quarterback / Redshirt Junior / 6-4 / 212
Greenwood, Ind. / Center Grove / Indiana/Tennessee
X @Tayvenjackson2
@tayven.jackson

2025 NOTES

- Had a historic night against North Carolina (Sep. 20) setting two personal bests. Jackson steadied the offense while completing an efficient 25 of 32 passes for 223 yards. His 25 completions marked a new career high while also leading the team in rushing with a career-high 66 yards on the ground.
- Posted a solid first half against North Carolina A&T (Sep. 6) before getting lifted from a lopsided affair that saw UCF leading 40-0 at halftime. He scampered for two touchdowns, his first multi-rushing touchdown game while chalking up 189 yards through the air.
- Came in relief of an injured Cam Fancher in the opener vs. Jacksonville State (Aug. 28) in a 0-0 game. Jackson seized the opportunity, throwing for 282 yards, the second-most of his career at the time, along with two passing touchdowns to lead UCF to the opening night victory.

PRIOR TO UCF

Tayven Jackson of Greenwood, Indiana, began his college career at Tennessee in 2022, where he appeared in three games and scored his first collegiate touchdown against Akron on Sep. 17, a one-yard touchdown scramble. He transferred to Indiana in 2023, starting five games and throwing for 914 yards and two touchdowns while showcasing his dual-threat ability. In 2024, he saw action in seven more games, adding 349 passing yards and four touchdowns. Following the season, Jackson entered the transfer portal and committed to UCF in January 2025.

FAMILY TIES

- Tayven Jackson's brother Trayce Jackson-Davis is a member of the Golden State Warriors, averaging 7.1 points per game over his career heading into the 2025-26 campaign
- Tayven's father, Ray, played cornerback at Washington State and was a member of the Cougars' 1998 Pac-10 championship and went on to play in the NFL for four seasons, NFL Europe for two and Arena Football League for one.

Career Stats

| Passing | | | | | | | | | |
|--------------|-----------|----------------|-------------|----------|----------|-----------|-------------|-------------|--------------|
| Year | GP | COM/ATT | YDS | TD | INT | LG | COM PCT | AVG/P | AVG/G |
| 2022 | 3 | 3/4 | 37 | 0 | 0 | 22 | 75.0 | 12.3 | 12.3 |
| 2023 | 6 | 78/128 | 914 | 2 | 5 | 41 | 60.9 | 11.7 | 152.3 |
| 2024 | 7 | 23/37 | 349 | 4 | 1 | 69 | 62.2 | 15.2 | 49.9 |
| 2025 | 3 | 54/77 | 694 | 3 | 0 | 64 | 64.4 | 12.9 | 231.3 |
| TOTAL | 19 | 158/246 | 1994 | 9 | 6 | 69 | 64.2 | 12.6 | 104.9 |

| Rushing | | | | | | | | | |
|--------------|-----------|-----------|------------|----------|-----------|------------|------------|--|--|
| Year | GP | ATT | YDS | TD | LONG | AVG/C | YDS/G | | |
| 2022 | 3 | 4 | 10 | 1 | 14 | 2.5 | 3.3 | | |
| 2023 | 6 | 28 | -21 | 1 | 10 | -0.8 | -3.5 | | |
| 2024 | 7 | 15 | 73 | 3 | 16 | 4.9 | 10.4 | | |
| 2025 | 3 | 20 | 72 | 3 | 25 | 3.6 | 24.0 | | |
| TOTAL | 19 | 67 | 134 | 8 | 25 | 2.0 | 7.1 | | |

Career Game Highs


| Passing | | |
|------------------|-----|--|
| Total Passes | 34 | Louisville, Sep. 16, 2023 |
| Completed Passes | 25 | North Carolina, Sep. 20, 2025 |
| Passing Yards | 299 | Louisville, Sep. 16, 2023 |
| Touchdown Passes | 2 | 2x, last vs. Jacksonville St., Aug. 28, 2025 |
| Longest Pass | 69 | Western Illinois, Sep. 6, 2024 |

| Rushing | | |
|--------------------|----|-----------------------------------|
| Rushing Attempts | 8 | Louisville, Sep. 16, 2023 |
| Rushing Yards | 66 | North Carolina, Sep. 20, 2025 |
| Rushing Touchdowns | 2 | Jacksonville State, Aug. 28, 2025 |
| Longest Rush | 25 | North Carolina, Sep. 20, 2025 |

Did You Know?

Major: Integrative Studies
Favorite Athlete: Trayce Jackson-Davis
Favorite Pro Team: Golden State Warriors
Favorite Movie: Surfs Up
Favorite Food: Italian

Favorite Music Artists: Drake, J-Cole
Favorite Sports (besides football): Basketball, golf
Hidden Talent: Can play the guitar & ukelele
Fun Fact: +5 handicap in golf



14 Cam FANCHER

Quarterback / Redshirt Senior / 6-2 / 205
Dayton, Ohio / Wayne / Florida Atlantic/Marshall
@camfancher1

2025 NOTES

- Was named the starting quarterback for game one
- Was 5-for-9 through the air with 32 passing yards and rushed four times for 39 yards before suffering an injury that forced him to leave the game in the second quarter

PRIOR TO UCF

Cam Fancher is a dual-threat quarterback from Dayton, Ohio, who began his college career at Marshall University in 2021. He became the starting QB in 2022, throwing for 1,558 yards, 10 touchdowns, and adding 466 rushing yards. After two seasons with the Thundering Herd, he transferred to Florida Atlantic for 2024. At FAU, he started nine games, totaling 1,528 passing yards, six touchdowns, and 365 rushing yards. Fancher transferred to UCF in December 2024 to continue his collegiate career.

Career Stats

| Passing | | | | | | | | | |
|--------------|-----------|----------------|-------------|-----------|-----------|-----------|-------------|-------------|--------------|
| Year | GP | COM/ATT | YDS | TD | INT | LG | COM PCT | AVG/P | AVG/G |
| 2021 | 2 | 3/6 | 46 | 0 | 0 | 17 | 50.0 | 15.3 | 23.0 |
| 2022 | 13 | 131/235 | 1558 | 10 | 6 | 71 | 55.7 | 11.9 | 119.8 |
| 2023 | 10 | 202/309 | 2162 | 11 | 11 | 65 | 65.4 | 10.7 | 216.2 |
| 2024 | 9 | 126/212 | 1528 | 6 | 6 | 71 | 59.4 | 12.1 | 169.8 |
| 2025 | 1 | 5/9 | 32 | 0 | 0 | 20 | 55.6 | 6.4 | 32.0 |
| TOTAL | 35 | 467/771 | 5326 | 27 | 23 | 71 | 60.6 | 11.4 | 152.2 |

| Rushing | | | | | | | |
|--------------|-----------|------------|-------------|----------|-----------|------------|-------------|
| Year | GP | ATT | YDS | TD | LONG | AVG/C | YDS/G |
| 2021 | 2 | 5 | 18 | 0 | 10 | 3.6 | 9.0 |
| 2022 | 13 | 107 | 466 | 1 | 41 | 4.4 | 35.8 |
| 2023 | 10 | 120 | 273 | 4 | 63 | 2.3 | 27.3 |
| 2024 | 9 | 99 | 365 | 3 | 76 | 3.7 | 40.6 |
| 2025 | 1 | 4 | 39 | 0 | 25 | 9.8 | 39.0 |
| TOTAL | 35 | 335 | 1161 | 8 | 76 | 3.5 | 33.2 |

Career Game Highs

| Passing | | |
|------------------|-----|---|
| Total Passes | 51 | at NC State, Oct. 7, 2023 |
| Completed Passes | 29 | 2x, last at NC State, Oct. 7, 2023 |
| Passing Yards | 351 | North Texas, Oct. 12, 2024 |
| Touchdown Passes | 3 | 2x, last vs. North Texas, Oct. 12, 2024 |
| Longest Pass | 71 | 2x, last vs. Wagner, Sep. 28, 2024 |

| Rushing | | |
|--------------------|-----|----------------------------------|
| Rushing Attempts | 25 | at Michigan State, Aug. 30, 2024 |
| Rushing Yards | 136 | at Old Dominion, Nov. 5, 2022 |
| Rushing Touchdowns | 2 | 3x, last at UTSA, Oct. 19, 2024 |
| Longest Rush | 76 | at UTSA, Oct. 19, 2024 |

Did You Know?

Major: Integrative Studies
Favorite Athlete: LeBron James
Favorite Pro Team: Seattle Seahawks
Favorite Movie: Interstellar
Favorite Food: Steak

Favorite Music Artist: Gunna
Favorite Sport (besides football): Basketball
Hidden Talent: Cooking
Fun Fact: Played three sports (football, basketball, track & field)



PLAYER BIOS AND STATS



11 Jacurri BROWN

Quarterback / Redshirt Junior / 6-4 / 205
Valdosta, Ga. / Lowndes / Miami
X @Jacurri_Brown11
@jacurr11.dadon

2025 NOTES

♦ Saw his first action of 2025 in the second half of UCF's 68-7 victory over North Carolina A&T. He scampered for 106 yards on five attempts and tallied two rushing touchdowns, one of which was a 60-yard run. He completed two of three passing attempts for 15 yards in the process.

CAREER SUMMARY

Jacurri Brown, a dual-threat quarterback from Valdosta, Georgia, starred at Lowndes High School, where he posted an impressive 1,537 passing yards and 1,101 rushing yards with 30 total touchdowns in his senior year. He committed to the University of Miami, entering as a true freshman in 2022 and earning his first career starts after the starting QB was sidelined. Most notably, he completed 14 of 19 passes for 136 yards with three touchdowns and added 87 rushing yards in his debut. In total that season, Brown appeared in eight games, throwing for 230 yards and three touchdowns while rushing for 221 yards. In 2023, his only action came as the starter in the Pinstripe Bowl, where he went 20-for-31 for 181 yards and one touchdown, plus he rushed for 57 yards. After the season, Brown entered the transfer portal and joined UCF. Playing in nine games in 2024, he passed for 398 yards with one touchdown and showcased his dual-threat talent, rushing for 401 yards and scoring four rushing touchdowns.

Career Stats

| Passing | | | | | | | | | |
|--------------|-----------|---------------|------------|----------|----------|-----------|-------------|------------|-------------|
| Year | GP | COM/ATT | YDS | TD | INT | LG | COM PCT | AVG/P | AVG/G |
| 2022 | 8 | 27/45 | 230 | 3 | 3 | 27 | 60.0 | 8.5 | 28.8 |
| 2023 | 1 | 20/31 | 181 | 1 | 1 | 30 | 64.5 | 9.1 | 181.0 |
| 2024 | 9 | 35/67 | 398 | 1 | 4 | 40 | 52.2 | 11.4 | 44.2 |
| 2025 | 2 | 2/3 | 15 | 1 | 0 | 9 | 66.7 | 7.5 | 7.5 |
| TOTAL | 20 | 84/146 | 824 | 5 | 8 | 40 | 57.5 | 9.8 | 41.2 |

| Rushing | | | | | | | |
|--------------|-----------|------------|------------|----------|-----------|------------|-------------|
| Year | GP | ATT | YDS | TD | LONG | AVG/C | YDS/G |
| 2022 | 8 | 53 | 221 | 0 | 40 | 4.2 | 27.6 |
| 2023 | 1 | 15 | 57 | 2 | 11 | 3.8 | 57.0 |
| 2024 | 9 | 53 | 401 | 4 | 67 | 7.6 | 44.6 |
| 2025 | 2 | 9 | 137 | 2 | 60 | 15.2 | 68.5 |
| TOTAL | 20 | 130 | 816 | 8 | 67 | 6.3 | 40.8 |

Career Game Highs

| Passing | | |
|------------------|-----|--------------------------------|
| Total Passes | 31 | vs. Rutgers, Dec. 28, 2023 |
| Completed Passes | 20 | vs. Rutgers, Dec. 28, 2023 |
| Passing Yards | 207 | Cincinnati, Oct. 12, 2024 |
| Touchdown Passes | 3 | at Georgia Tech, Nov. 12, 2022 |
| Longest Pass | 40 | BYU, Oct. 26, 2024 |

| Rushing | | |
|------------------|-----|--------------------------------------|
| Rushing Attempts | 19 | at Georgia Tech, Nov. 12, 2022 |
| Rushing Yards | 154 | at Iowa State, Oct. 19, 2024 |
| Rushing TDs | 2 | 3x, last vs. N.C. A&T, Aug. 28, 2025 |
| Longest Rush | 67 | at Iowa State, Oct. 19, 2024 |

| Receiving | | |
|-----------------|---|-------------------------|
| Receptions | 1 | vs. Duke, Oct. 22, 2022 |
| Receiving Yards | 9 | vs. Duke, Oct. 22, 2022 |

Did You Know?

Graduated: Criminal Justice

Favorite Athlete: Aaron Rodgers, Jon Jones

Favorite Movies: Lion King, John Wick, Interstellar, Fast & Furious franchise

Favorite Foods: Steak, Alfredo, Seafood

Favorite Music Artist: Michael Jackson, Rio da Yung Og

Favorite Sports (besides football): Baseball, UCF

Hidden Talents: Good at playing the guitar, juggling, fishing and darts



RUNNING BACKS



22 Myles MONTGOMERY

Running Back / Redshirt Senior / 5-11 / 200
Jacksonville, Fla. / Fletcher / Cincinnati
X @datboymyles_
@datboymyles_

2025 NOTES

- ♦ Recorded his first touchdown of the season against North Carolina (Sep. 20)
- ♦ Scampered for 35 yards on eight carries against North Carolina A&T (Sep. 6) and hauled in a 32-yard catch.
- ♦ Was named to the Doak Walker preseason watchlist
- ♦ Was the Knights' leading rusher in game one, tallying 79 yards on the ground on 21 attempts. He hauled in the longest reception of his career, snatching a swing pass and scampering 64 yards, adding in a hurdle late in the run.

CAREER SUMMARY

Myles Montgomery of Jacksonville, Florida starred at Fletcher High, rushing for over 4,000 career yards and earning District 5 FACA 7A Player of the Year honors as a senior. He began his collegiate career at Cincinnati, where he redshirted in 2021 before tallying 120 rushing yards and a touchdown as a redshirt freshman in 2022, highlighted by a 76-yard score. In 2023, he emerged as a key contributor, rushing for 428 yards and three touchdowns across 12 games, including breakout performances against Baylor and Oklahoma State. Montgomery transferred to UCF for the 2024 season, appearing in 10 games and rushing for 293 yards on 51 carries, averaging a robust 5.7 yards per attempt, while also scoring four touchdowns (three on the ground, one receiving). Entering 2025 as a redshirt senior and leader of the backfield, he embraces a larger role as the former standout RJ Harvey moves on to the NFL.

Career Stats

| Rushing | | | | | | | |
|--------------|-----------|------------|------------|----------|-----------|------------|-------------|
| Year | GP | ATT | YDS | TD | LONG | AVG/C | YDS/G |
| 2021 | 2 | 0 | 0 | 0 | 0 | 0 | 0 |
| 2022 | 6 | 14 | 120 | 1 | 76 | 8.6 | 20.0 |
| 2023 | 12 | 66 | 428 | 3 | 63 | 6.5 | 35.7 |
| 2024 | 10 | 51 | 293 | 3 | 25 | 5.7 | 29.3 |
| 2025 | 3 | 41 | 149 | 1 | 15 | 3.6 | 49.7 |
| TOTAL | 33 | 172 | 990 | 8 | 76 | 5.8 | 30.0 |

| Receiving | | | | | | | |
|--------------|-----------|-----------|------------|----------|-----------|------------|-------------|
| Year | GP | REC | YDS | TD | LG | REC/G | YRDS/REC |
| 2021 | 2 | 0 | 0 | 0 | 0 | 0 | 0 |
| 2022 | 6 | 1 | 4 | 0 | 4 | 0.2 | 4.0 |
| 2023 | 12 | 5 | 5 | 0 | 4 | 0.4 | 1.0 |
| 2024 | 10 | 3 | 66 | 1 | 49 | 0.3 | 22.0 |
| 2025 | 3 | 6 | 104 | 0 | 64 | 2.0 | 17.3 |
| TOTAL | 33 | 15 | 179 | 1 | 64 | 0.5 | 11.9 |

Career Game Highs

| Rushing | | |
|------------------|-----|---------------------------------|
| Rushing Attempts | 21 | Jacksonville St., Aug. 28, 2025 |
| Rushing Yards | 104 | Kennesaw State, Sep. 10, 2022 |
| Rushing TDs | 2 | Baylor, Oct. 21, 2023 |
| Longest Rush | 76 | Kennesaw State, Sep. 10, 2022 |

| Receiving | | |
|-----------------|----|---------------------------------|
| Receptions | 3 | Jacksonville St., Aug. 28, 2025 |
| Receiving Yards | 64 | Jacksonville St., Aug. 28, 2025 |

Did You Know?

Majored in: Sociology

Favorite Athlete: RJ Harvey

Favorite Pro Team: Seattle Seahawks

Favorite Movies: Game Over, Man!, Bad Boys

Favorite Food: Steak

Favorite Music Artist: Rod Wave

Hidden Talent: Cooking

Fun Fact: Previously played defense



PLAYER BIOS AND STATS



5 Jaden NIXON

Running Back / Redshirt Senior / 5-10 / 170
Las Colinas, Texas / Lone Star / Western Michigan/Oklahoma State
X @Jusynixon
@ @jusynixon

2025 NOTES

- Named Big 12 Offensive Player of the Week for his game against North Carolina A&T
- Returned his second career kickoff for a touchdown, going 96-yards on the opening kickoff vs. North Carolina A&T. Additionally, he rushed for 156 yards on four carries and scored two rushing touchdowns. The two rushing scores were 87-and 66-yarders, with the 87-yard scamper tying UCF's third longest rush from scrimmage in program history.
- Drew plenty of preseason national recognition, landing on Phil Steele's Preseason Big 12 Second Team as well as earning nods to watchlist such as the Maxwell, Paul Hornung, Doak Walker and Earl Campbell.

CAREER SUMMARY

Jaden Nixon, a redshirt senior running back from Las Colinas, Texas, began his collegiate path at Oklahoma State, earning Second Team Academic All-Big 12 honors. He totaled 755 all-purpose yards with four touchdowns as a redshirt freshman, and delivering explosive plays including a 98-yard kickoff return touchdown and a clutch swing-pass gain to clinch a conference title game berth for the Cowboys. After three seasons in Stillwater, he transferred to Western Michigan for the 2024 season, where he broke out spectacularly, earning First Team All-MAC honors, rushing for 921 yards and 12 touchdowns on 143 carries, adding 77 receiving yards while producing highlights such as his a 92-yard long rush.

FAMILY TIES

- Father played football and ran track at Oklahoma State (letting in 1994 and 1995), and in the AFL
- Mother ran track at Oklahoma State and held the school long jump record
- Cousin, LaKyrn Mays ran for the Oklahoma State track team
- Second Cousin, Adrian Peterson, played collegiate football at Oklahoma before posting 14,918 rushing yards over 15 seasons in the NFL
- Cousin, Larry Nixon, was a linebacker who concluded his collegiate career in 2023, spending five seasons with North Texas before wrapping up his career with Auburn for the 2023 campaign; tallied 297 total tackles
- Cousin, Issiah Nixon, was a linebacker who concluded his collegiate career in 2024, playing three seasons for Texas State before spending his final two with Sam Houston State; tallied 93 career total tackles and five forced fumbles

Career Stats

| Rushing | Year | GP | ATT | YDS | TD | LONG | AVG/C | YDS/G |
|---------|--------------|-----------|------------|-------------|-----------|-----------|------------|-------------|
| | 2021 | 2 | 14 | 122 | 1 | 63 | 8.7 | 61.0 |
| | 2022 | 13 | 46 | 181 | 0 | 51 | 3.9 | 13.9 |
| | 2023 | 12 | 50 | 197 | 1 | 34 | 3.9 | 16.4 |
| | 2024 | 13 | 143 | 919 | 12 | 92 | 6.4 | 70.7 |
| | 2025 | 3 | 11 | 160 | 3 | 87 | 14.5 | 53.3 |
| | TOTAL | 43 | 264 | 1579 | 17 | 92 | 6.0 | 36.7 |

| Receiving | Year | GP | REC | YDS | TD | LG | REC/G | YRDS/REC | YDS/G |
|-----------|--------------|-----------|-----------|------------|----------|-----------|------------|------------|-------------|
| | 2021 | 2 | 1 | 3 | 0 | 3 | 0.5 | 3.0 | 1.5 |
| | 2022 | 13 | 21 | 189 | 3 | 35 | 1.6 | 9.0 | 14.5 |
| | 2023 | 12 | 12 | 123 | 1 | 60 | 1.0 | 10.3 | 10.3 |
| | 2024 | 13 | 10 | 77 | 0 | 16 | 0.8 | 7.7 | 5.9 |
| | 2025 | 3 | 5 | 37 | 0 | - | 1.7 | 7.4 | 12.3 |
| | TOTAL | 43 | 49 | 429 | 4 | 60 | 1.1 | 8.8 | 10.2 |

Career Game Highs

| Rushing | Year | GP | ATT | YDS | TD | LONG |
|------------------|------|----|-----|-----|----|------|
| Rushing Attempts | 2025 | 3 | 11 | 160 | 3 | 87 |
| Rushing Yards | 2024 | 13 | 143 | 919 | 12 | 92 |
| Rushing TDs | 2024 | 13 | 143 | 919 | 12 | 92 |
| Longest Rush | 2024 | 13 | 143 | 919 | 12 | 92 |

College Path

| Season | Class | School |
|--------|-------------|------------------|
| 2025 | R-Senior | UCF |
| 2024 | R-Junior | Western Michigan |
| 2023 | R-Sophomore | Oklahoma St. |
| 2022 | R-Freshman | Oklahoma St. |
| 2021 | Freshman | Oklahoma St. |

Did You Know?

Major: Integrative Studies
Favorite Athlete: Kyrie Irving
Favorite Pro Teams: New Orleans Saints, Dallas Cowboys
Favorite Movie: Rush Hour
Favorite Foods: Cajun, Italian

Favorite Music Artist: J. Cole
Favorite Sport (besides football): Track
Hidden Talent: Can jig a little
Fun Fact: Used to make skits



WIDE RECEIVERS



3 Marcus BURKE

Wide Receiver / Redshirt Senior / 6-3 / 190
Jacksonville, Fla. / Trinity Christian Academy / Florida
X @CERTIFIED_MB4
@ @legendary.4

2025 NOTES

- Had three catches for 43 yards in his debut as a Knight in the 17-10 victory over Jacksonville State on Aug. 28

CAREER SUMMARY

Burke, who hails from Jacksonville, Florida, redshirted his freshman season in 2021 at the University of Florida. Over the next three years, he showed gradual growth. In 2022 he had 4 catches for 30 yards and in 2023 he totaled six receptions for 98 yards. He started in seven games in 2024 and recorded seven catches for 69 yards and two touchdowns. After spending four seasons with the Gators, Burke transferred to UCF ahead of the 2025 season.

Career Stats

| Receiving | Year | GP | REC | YDS | TD | LG | REC/G | YRDS/REC | YDS/G |
|-----------|--------------|-----------|-----------|------------|----------|-----------|------------|-------------|-------------|
| | 2021 | 3 | 2 | 73 | 0 | 61 | 0.7 | 36.5 | 24.3 |
| | 2022 | 8 | 4 | 30 | 0 | 14 | 0.5 | 7.5 | 3.8 |
| | 2023 | 7 | 6 | 98 | 0 | 37 | 0.9 | 16.3 | 14.0 |
| | 2024 | 11 | 7 | 69 | 2 | 20 | 0.6 | 8.6 | 6.3 |
| | 2025 | 3 | 5 | 78 | 0 | 27 | 1.7 | 15.6 | 26.0 |
| | TOTAL | 32 | 25 | 348 | 2 | 61 | 0.8 | 13.9 | 10.9 |

Career Game Highs

| Receiving | Year | GP | REC | YDS | TD | LG |
|-------------------|------|----|-----|-----|----|----|
| Receptions | 2025 | 3 | 5 | 78 | 0 | 27 |
| Receptions Yards | 2024 | 11 | 7 | 69 | 2 | 20 |
| Touchdowns | 2024 | 11 | 7 | 69 | 2 | 20 |
| Longest Reception | 2024 | 11 | 7 | 69 | 2 | 20 |

College Path

| Season | Class | School |
|--------|-------------|---------|
| 2025 | R-Senior | UCF |
| 2024 | R-Junior | Florida |
| 2023 | R-Sophomore | Florida |
| 2022 | R-Freshman | Florida |
| 2021 | Freshman | Florida |

Did You Know?

Major: Integrative Studies
Favorite Pro Team: Jacksonville Jaguars
Favorite Movie: Friday

Favorite Food: Steak
Favorite Sport (besides football): Basketball
Hidden Talent: Fishing



19 Waden CHARLES

Wide Receiver / Freshman / 6-2 / 185
Boynton Beach, Fla. / Somerset Canyons
X @takeemdeep9_
@ @takeemdeep9_

2025 NOTES

- Hauled in three catches in UCF's 68-7 win over N.C. A&T
- Made one grab for 18 yards in his collegiate debut, a key catch to convert a 3rd and 15 to extend the drive which later led to the first touchdown of the night against Jacksonville State on Aug. 28

HIGH SCHOOL SUMMARY

Waden Charles, a four-star wide receiver from Boynton Beach, Florida who played both wide receiver and free safety at Somerset Canyons, also spending time at Palm Beach Central. In high school he was a multi-sport athlete (basketball, track), was team captain, earned all-county honors and posted standout seasons. His sophomore year with 53 catches for 1,067 yards and eight touchdowns, junior year with 478 yards and seven touchdowns, and senior year with 37 receptions for 595 yards and four receiving TDs plus a rushing score. He committed to UCF in July 2024.

Career Stats

| Receiving | Year | GP | REC | YDS | TD | LG | REC/G | YRDS/REC | YDS/G |
|-----------|--------------|----------|----------|-----------|----------|-----------|------------|------------|-------------|
| | 2025 | 3 | 5 | 42 | 0 | 18 | 1.7 | 8.4 | 14.0 |
| | TOTAL | 3 | 5 | 42 | 0 | 18 | 1.7 | 8.4 | 14.0 |

Career Game Highs

| Receiving | Year | GP | REC | YDS | TD | LG |
|-------------------|------|----|-----|-----|----|----|
| Receptions | 2025 | 3 | 5 | 42 | 0 | 18 |
| Receptions Yards | 2025 | 3 | 5 | 42 | 0 | 18 |
| Longest Reception | 2025 | 3 | 5 | 42 | 0 | 18 |

College Path

| Season | Class | School |
|--------|----------|--------|
| 2025 | Freshman | UCF |

Did You Know?

Major: Pre-Marketing
Favorite Athlete: Deshaun Jackson
Favorite Pro Team: Kansas City Chiefs
Favorite Movie: The Purge
Favorite Food: Steak

Favorite Music Artist: Lil Poppa
Favorite Sport (besides football): Basketball
Hidden Talent: Folging
Fun Fact: Enjoys fishing

PLAYER BIOS AND STATS



7 Duane THOMAS JR.

Wide Receiver / Junior / 5-8 / 175
Miami Gardens, Fla. / Chaminade-Madonna / Charlotte
X @DThomas10_
@duanethomasjr

2025 NOTES

- ✦ Hauled in at least three catches in each of UCF's three games this season, including a career-high five vs. UNC
- ✦ Had a 41-yard diving grab against N.C. A&T and nearly scored on it, but was marked down at the one

CAREER SUMMARY

Duane "Speedy" Thomas Jr. started his collegiate career at Charlotte after starring at Chaminade-Madonna High School, where he amassed over 1,300 scrimmage yards as a junior. As a freshman at Charlotte, he played in all 12 games in 2023 (with nine starts), catching 24 passes for 244 yards. He recorded six receptions for 63 yards and a touchdown over eight games in 2024. Thomas transferred to UCF in January 2025, bringing his speed, versatility, and big-play potential to the Knights' receiving corps.

Career Stats

| Receiving | Year | GP | REC | YDS | TD | LG | REC/G | YRDS/REC | YDS/G |
|-----------|--------------|-----------|-----------|------------|----------|-----------|------------|-------------|-------------|
| | 2023 | 12 | 24 | 244 | 0 | 51 | 2.0 | 10.2 | 20.3 |
| | 2024 | 8 | 6 | 63 | 1 | 18 | 0.8 | 10.5 | 7.9 |
| | 2025 | 3 | 12 | 148 | 0 | 41 | 4.0 | 12.3 | 49.3 |
| | TOTAL | 23 | 42 | 455 | 1 | 51 | 1.8 | 10.8 | 19.8 |

Career Game Highs

| Receiving | Receptions | Receptions Yards | Longest Reception |
|-----------|-------------------------------|------------------|-------------------|
| | 5 | 68 | 51 |
| | North Carolina, Sep. 20, 2025 | | |
| | N.C. A&T, Sep. 6, 2025 | | |
| | Navy, Oct. 14, 2023 | | |

College Path

| Season | Class | School |
|--------|-----------|-----------|
| 2025 | Junior | UCF |
| 2024 | Sophomore | Charlotte |
| 2023 | Freshman | Charlotte |

Did You Know?

Major: Integrative Studies
Favorite Athlete: Terry McLaurin
Favorite Pro Team: Detroit Lions
Favorite Movies: Monsters Inc, Star Wars franchise
Favorite Food: Hibachi
Favorite Music Artist: Lil Baby
Favorite Sport (besides football): Track
Fun Fact: Played trumpet in middle school



9 DJ BLACK

Wide Receiver / Redshirt Junior / 6-4 / 190
Inman, S.C. / Chapman / Limestone/South Carolina
X @2djblack
@agent_cer0

2025 NOTES

- ✦ Snagged the game-winning touchdown in his UCF debut, a 33-yard reception to lift the Knights to a 17-10 victory over Jacksonville State on Aug. 28

CAREER SUMMARY

Black who played high school ball at Chapman, where as a senior he exploded for 79 receptions, 1,445 yards and 19 touchdowns, even breaking his school's single-game receiving record with 270 yards in one outing. He initially signed with South Carolina but redshirted his freshman season. He moved to Limestone where in 2024 he put up 939 receiving yards and 11 touchdowns in 11 games. After Limestone's program was shuttered, Black transferred to UCF ahead of the 2025 season.

Career Stats

| Receiving | Year | GP | REC | YDS | TD | LG | REC/G | YRDS/REC | YDS/G |
|-----------|--------------|-----------|-----------|-------------|-----------|-----------|------------|-------------|-------------|
| | 2022 | 0 | 0 | 0 | 0 | 0 | 0 | 0 | 0 |
| | 2023 | 10 | 8 | 225 | 3 | 80 | 0.8 | 28.1 | 22.5 |
| | 2024 | 11 | 41 | 939 | 11 | 74 | 3.7 | 22.9 | 85.4 |
| | 2025 | 3 | 9 | 105 | 1 | 33 | 3.0 | 11.7 | 35.0 |
| | TOTAL | 24 | 58 | 1269 | 15 | 80 | 2.4 | 21.9 | 52.9 |

Career Game Highs

| Receiving | Receptions | Receptions Yards | Longest Reception | Touchdowns |
|-----------|---------------------------------------|------------------|-------------------|------------|
| | 7 | 153 | 80 | 2 |
| | 2x, last vs. Mars Hill, Nov. 16, 2024 | | | |
| | Barton, Nov. 9, 2024 | | | |
| | Mars Hill, Sep. 30, 2023 | | | |
| | 3x, last vs. Barton, Nov. 9, 2024 | | | |

College Path

| Season | Class | School |
|--------|-------------|----------------|
| 2025 | R-Junior | UCF |
| 2024 | R-Sophomore | Limestone |
| 2023 | R-Freshman | Limestone |
| 2022 | Freshman | South Carolina |

Did You Know?

Major: Integrative Studies
Favorite Movies: Marvel universe
Favorite Food: Spaghetti
Favorite Music Artist: Luke Combs
Favorite Sport (besides football): Track & Field
Fun Fact: Has a cat



0 Dylan WADE

Tight End / Junior / 6-2 / 240
Orlando, Fla. / Jones / Maryland
X @Dylanw12_
@dylanwadex

2025 NOTES

- ✦ Caught the first UCF touchdown of the 2025 season, a 39-yard completion to tie the game at 10 against Jacksonville State on Aug. 28.

CAREER SUMMARY

Wade, an Orlando native, starred at Jones High School after starting his prep career taking snaps at quarterback, before transitioning to tight end. He enrolled at Maryland, where in 2023 he played in 10 games, totaling four receptions for 21 yards and two touchdowns, including his first touchdown on his first career reception vs. Indiana. In 2024, he had 29 catches for 374 yards and two scores, highlighted by a career-day against Rutgers with seven receptions for 92 yards.

Career Stats

| Receiving | Year | GP | REC | YDS | TD | LG | REC/G | YRDS/REC | YDS/G |
|-----------|--------------|-----------|-----------|------------|----------|-----------|------------|-------------|-------------|
| | 2023 | 11 | 4 | 21 | 2 | 15 | 0.4 | 5.3 | 1.9 |
| | 2024 | 12 | 29 | 374 | 2 | 44 | 2.4 | 12.9 | 31.2 |
| | 2025 | 3 | 9 | 101 | 1 | 39 | 3.0 | 11.2 | 33.7 |
| | TOTAL | 26 | 42 | 496 | 5 | 44 | 1.6 | 12.1 | 19.1 |

Career Game Highs

| Receiving | Receptions | Receptions Yards | Longest Reception |
|-----------|------------------------|------------------|-------------------|
| | 7 | 92 | 44 |
| | Rutgers, Nov. 16, 2024 | | |
| | Rutgers, Nov. 16, 2024 | | |
| | Rutgers, Nov. 16, 2024 | | |

College Path

| Season | Class | School |
|--------|-----------|----------|
| 2025 | Junior | UCF |
| 2024 | Sophomore | Maryland |
| 2023 | Freshman | Maryland |

Did You Know?

Major: Interdisciplinary Studies
Favorite Athlete: LeBron James
Favorite Pro Teams: Dallas Cowboys, New York Yankees
Favorite Movie: Friday
Favorite Food: Tacos
Favorite Music Artist: Young Thug
Favorite Sport (besides football): Baseball
Hidden Talent: Can sing
Fun Fact: Just started playing tight end in college



1 Kylan FOX

Tight End / Sophomore / 6-4 / 229
Valdosta, Ga. / Grayson
X @TheKylanFox
@thekylanfox

2025 NOTES

- ✦ Recorded the first touchdown of his collegiate career against North Carolina on Sep. 20 to cap an 83-yard drive.

CAREER SUMMARY

A former standout at Grayson High School where he was a four-star recruit, Fox caught 28 passes for 384 yards and seven touchdowns as a senior, and played both tight end and defensive end in high school. Rated highly by ESPN, Rivals, and 247Sports, Fox committed to UCF ahead of the 2024 season. As a true freshman at UCF, he appeared in 11 games, contributed on special teams and caught three passes for 22 yards, including his collegiate debut grab vs. New Hampshire and another catch vs. Arizona.

Career Stats

| Receiving | Year | GP | REC | YDS | TD | LG | REC/G | YRDS/REC | YDS/G |
|-----------|--------------|-----------|----------|-----------|----------|-----------|------------|-------------|------------|
| | 2024 | 11 | 3 | 22 | 0 | 11 | 0.3 | 7.3 | 2.0 |
| | 2025 | 3 | 6 | 74 | 1 | 22 | 2.0 | 12.3 | 24.7 |
| | TOTAL | 14 | 9 | 96 | 1 | 22 | 0.6 | 10.7 | 6.9 |

Career Game Highs

| Receiving | Receptions | Receptions Yards | Longest Reception |
|-----------|----------------------------------|------------------|-------------------|
| | 3 | 24 | 22 |
| | Jacksonville St., Aug. 28, 2025 | | |
| | Jacksonville St., Aug. 28, 2025 | | |
| | North Carolina A&T, Sep. 6, 2025 | | |

College Path

| Season | Class | School |
|--------|-----------|--------|
| 2025 | Sophomore | UCF |
| 2024 | Freshman | UCF |

Did You Know?

Major: Criminal Justice
Favorite Athlete: George Kittle
Favorite Pro Team: Atlanta Falcons
Favorite Movie: Coach Carter
Favorite Food: Pasta
Favorite Music Artist: Rod Wave
Favorite Sport (besides football): Basketball
Hidden Talent: Good at chess
Fun Fact: Good at basketball

PLAYER BIOS AND STATS

OFFENSIVE LINE



69 Paul RUBELT

Offensive Line / Fifth Year / 6-11 / 330
Frankfurt-Oder, Germany / Frankfurt-Oder
X @PRubelt
@paul.rubelt

CAREER SUMMARY

Rubelt first picked up tackle football during an exchange year in Illinois after growing up playing flag football and other sports. He joined UCF in 2020, gradually working his way up from special teams and backup roles to become the full-time starter in 2024, opening all 12 games. That season, he graded out at 78.7% in pass protection—second best among UCF's starters. He helped the Knights rank fifth nationally in rushing offense and lead the Big 12 in that category. Off the field, Rubelt serves as president of UCF's Student-Athlete Advisory Committee (SAAC).

College Path

| Season | Class | School |
|--------|-------------|--------|
| 2025 | Fifth Year | UCF |
| 2024 | R-Senior | UCF |
| 2023 | R-Junior | UCF |
| 2022 | R-Sophomore | UCF |
| 2021 | Sophomore | UCF |
| 2020 | Freshman | UCF |

Did You Know?

Majored in: Kinesiology
Earning Masters in: Kinesiology
Favorite Athlete: Trent Williams
Favorite Pro Team: Tampa Bay Buccaneers
Favorite Movie: Forrest Gump

Favorite Food: Wings
Favorite Music Artist: Rammstein
Favorite Sport (besides football): Football
Hidden Talent: Line dancing
Fun Fact: Speaks three languages (English, German, Polish)



64 Gaard MEMMELAAR

Offensive Line / Fifth Year / 6-4 / 315
Middleton, Idaho / Edgewater / Washington
@gaardmemmelaar

CAREER SUMMARY

Emmelaar Middleton High School, earning MaxPreps All-Idaho first team, All-4A Southern Idaho Conference honors as a junior, and being ranked the top recruit in Idaho by 247Sports. He committed to the University of Washington but didn't play in either of his first two seasons. After starting four games in 2022 and missing all of 2023 with an injury, he started 11 of 12 regular season games in 2024 at left guard for the Huskies. Following the regular season, he entered the transfer portal and joined UCF ahead of the 2025 campaign.

College Path

| Season | Class | School |
|--------|-------------|------------|
| 2025 | Fifth Year | UCF |
| 2024 | R-Senior | Washington |
| 2023 | R-Junior | Washington |
| 2022 | R-Sophomore | Washington |
| 2021 | R-Freshman | Washington |
| 2020 | Freshman | Washington |

Did You Know?

Earning Masters in: Educational Leadership
Favorite Athlete: Roger Rosengarten
Favorite Food: Steak

Favorite Music Artist: Treaty Oak
Favorite Sport (besides football): UFC
Fun Fact: Grew up on a farm



52 Carter MILLER

Offensive Line / Redshirt Junior / 6-4 / 280
Fort Worth, Texas / Ravenwood / Louisiana Monroe/James Madison
X @CarterMillerTBE
@cartermillertbe

CAREER SUMMARY

Miller redshirted his first year at JMU, then in 2023 played in 11 games (making eight starts) at left guard, helping JMU's offense rank among the national leaders in passing efficiency and scoring. In 2024 at Louisiana-Monroe, Miller started all 12 games at center, earned Honorable-Mention All-Sun Belt honors, and recorded a 76.7 pass-blocking grade per Pro Football Focus.

College Path

| Season | Class | School |
|--------|-------------|--------|
| 2025 | R-Junior | UCF |
| 2024 | R-Sophomore | ULM |
| 2023 | R-Freshman | JMU |
| 2022 | Freshman | JMU |

Did You Know?

Major: Integrative Studies
Favorite Athlete: Floyd Mayweather
Favorite Pro Team: Dallas Cowboys
Favorite Movie: White Chicks

Favorite Food: Wings
Favorite Music Artist: YB
Favorite Sport (besides football): UFC



77 Keegan SMITH

Offensive Line / Redshirt Senior / 6-3 / 314
Jackson, Mich. / Jackson Lumen Christi Catholic / Central Michigan
X @keegan_smith6
@keegan.smith.77

CAREER SUMMARY

Starred at Jackson Lumen Christi High School where he was a four-year starter, two-time all-state pick, three-time all-city, team captain, all while helping lead the Titans to three state championships and a 49-4 overall record. He signed with Central Michigan where as a true freshman and played in 12 games with four starts, part of an offensive line that supported the nation's leading rusher and high team offensive output. After redshirting in 2022 due to injury, he returned in 2023 to play in 11 of 12 games, starting most and shifting between left and right guard roles. In 2024, he appeared in all 12 games for UCF, contributing to RJ Harvey's 1,577 rushing yards by anchoring the Knights' interior line.

College Path

| Season | Class | School |
|--------|-------------|---------------|
| 2025 | R-Senior | UCF |
| 2024 | R-Junior | UCF |
| 2023 | R-Sophomore | Central Mich. |
| 2022 | Sophomore | Central Mich. |
| 2021 | Freshman | Central Mich. |

Did You Know?

Majored in: Business Administration - Marketing/Sales
Earning Masters in: Interdisciplinary Studies
Favorite Athlete: Carter Mazur
Favorite Pro Team: Detroit Red Wings
Favorite Movie: Step Brothers, The Other Guys, Hangover

Favorite Food: Steak and potatoes
Favorite Music Artist: Chris Stapleton
Favorite Sport (besides football): Hockey
Hidden Talent: Ice skating

PLAYER BIOS AND STATS



78 Preston CUSHMAN

Offensive Line / Redshirt Junior / 6-3 / 314
St. Petersburg, Fla. / Calvary Christian / Ole Miss
X @Cush_51
@preston_cushman

CAREER SUMMARY

Transferred from Ole Miss to UCF. In high school at Calvary Christian, he was a four-year starter and team captain, earned state and county honors, and was rated a consensus three-star prospect, including being among the top centers in Florida. During his time at Ole Miss, Cushman played in multiple games over the 2022-24 span, including 12 games in 2024 primarily on special teams, with some offensive line snaps. He redshirted in his first year and gradually saw more action, both in short stints on offense and more regularly in non-starting roles on the offensive line and special teams.

College Path

| Season | Class | School |
|--------|-------------|----------|
| 2025 | R-Junior | UCF |
| 2024 | R-Sophomore | Ole Miss |
| 2023 | R-Freshman | Ole Miss |
| 2022 | Freshman | Ole Miss |

Did You Know?

Major: Integrative Studies
Favorite Athlete: Lane Johnson
Favorite Pro Team: Tampa Bay Buccaneers
Favorite Movie: Interstellar
Favorite Food: Sushi

Favorite Music Artist: Toby Keith
Favorite Sport (besides football): Softball
Fun Fact: Loves the outdoors and going fishing, spear fishing and hunting

EDGE RUSHERS



9 Nyjalik KELLY

Defensive End / Senior / 6-5 / 250
Fort Lauderdale, Fla. / Dillard / Miami
X @nyjalikkelly
@nueve9_

2025 NOTES

- Recorded his first career interception against North Carolina
- Earned a sack and four total tackles against N.C. A&T
- Earned two TFLs and half a sack in the first game of the season vs. Jacksonville State
- Was named to Phil Steele's Preseason Big 12 Second Team

CAREER SUMMARY

Kelly was a highly rated four-star defensive lineman at Dillard High School, posting double-digit sack totals and earning statewide recognition. He began his college career at Miami, where he made an immediate impact as a freshman in 2022—playing in all 12 games, notching 11 tackles, 4.5 tackles for loss with four sacks. In 2023, injuries limited his season at Miami after five games, but he still started three before being sidelined. Kelly transferred to UCF in 2024, where he started 11 of 12 games, collected 53 total tackles, 5.5 sacks, forced three fumbles, and was named All-Big 12 Honorable Mention.

Career Stats

| Defense | Year | GP | TOT. TKL | SOLO | AST | TFL | SACK | FF | PDEF | INT | TD |
|---------|--------------|-----------|-----------|-----------|-----------|-----------|-----------|----------|----------|----------|----------|
| | 2022 | 12 | 11 | 7 | 4 | 4.5 | 4 | 0 | 0 | 0 | 0 |
| | 2023 | 4 | 8 | 4 | 4 | 1 | 0 | 0 | 1 | 0 | 0 |
| | 2024 | 12 | 53 | 23 | 30 | 9.5 | 5.5 | 3 | 1 | 0 | 0 |
| | 2025 | 3 | 11 | 8 | 3 | 3 | 1.5 | 1 | 1 | 1 | 0 |
| | TOTAL | 31 | 83 | 42 | 41 | 18 | 11 | 4 | 3 | 1 | 0 |

Career Game Highs

| Defense | Year | GP | TOT. TKL | SOLO | AST | TFL | SACK | FF | PDEF | INT | TD |
|------------------|------|----|----------|------|-----|-----|------|----|------|-----|----|
| Tackles | | | 9 | | | | | | | | |
| Sacks | | | 2 | | | | | | | | |
| Tackles for Loss | | | 2.5 | | | | | | | | |
| Interceptions | | | 1 | | | | | | | | |

College Path

| Season | Class | School |
|--------|-----------|--------|
| 2025 | Senior | UCF |
| 2024 | Junior | UCF |
| 2023 | Sophomore | Miami |
| 2022 | Freshman | Miami |

Did You Know?

Major: Interdisciplinary Studies
Favorite Athlete: LeBron James
Favorite Pro Team: Baltimore Ravens
Favorite Movie: Home Alone

Favorite Food: Chicken tenders
Favorite Sport (besides football): Basketball
Hidden Talent: Cooking
Fun Fact: Ran track at junior olympics



51 Malachi LAWRENCE

Defensive End / Redshirt Senior / 6-4 / 250
Louisville, Ky. / DuPont Manual
X @Mzlzchi
@mzlzchi



2025 NOTES

- Recorded a sack and 1.5 tackles for loss against North Carolina A&T on Sep. 6, totaling three tackles on the night

CAREER SUMMARY

A Knight for his entire career, Lawrence has steadily developed into a key defensive contributor for UCF. In 2023, he appeared in all 13 games and posted 27 tackles, including 10.5 tackles for loss, ranking among the Big 12 leaders in sacks per game (0.58) while earning Honorable Mention on the All-Big 12 defensive line. He followed that with a strong 2024 season: starting 10 of 11 games, notching five sacks (second most on the team, 11th in the Big 12), 15 tackles with six of those for loss, plus a forced fumble, quarterback hurries and a pass breakup against stiff competition.

Career Stats

| Defense | Year | GP | TOT. TKL | SOLO | AST | TFL | SACK | FF / FR | PDEF | INT | TD |
|---------|--------------|-----------|-----------|-----------|-----------|-------------|-----------|--------------|----------|----------|----------|
| | 2021 | 0 | 0 | 0 | 0 | 0 | 0 | 0 / 0 | 0 | 0 | 0 |
| | 2022 | 3 | 2 | 1 | 1 | 0.5 | 0.5 | 0 / 0 | 0 | 0 | 0 |
| | 2023 | 13 | 27 | 17 | 10 | 10.5 | 7.5 | 0 / 0 | 1 | 0 | 0 |
| | 2024 | 11 | 15 | 12 | 3 | 6 | 5 | 1 / 1 | 1 | 0 | 0 |
| | 2025 | 3 | 4 | 2 | 2 | 1.5 | 1 | 0 / 0 | 2 | 0 | 0 |
| | TOTAL | 30 | 48 | 32 | 16 | 18.5 | 14 | 1 / 1 | 4 | 0 | 0 |

Career Game Highs

| Defense | Year | GP | TOT. TKL | SOLO | AST | TFL | SACK | FF / FR | PDEF | INT | TD |
|------------------|------|----|----------|------|-----|-----|------|---------|------|-----|----|
| Tackles | | | 5 | | | | | | | | |
| Sacks | | | 2 | | | | | | | | |
| Tackles for Loss | | | 2 | | | | | | | | |

College Path

| Season | Class | School |
|--------|-------------|--------|
| 2025 | R-Senior | UCF |
| 2024 | R-Junior | UCF |
| 2023 | R-Sophomore | UCF |
| 2022 | R-Freshman | UCF |
| 2021 | Freshman | UCF |

Did You Know?

Majored in: Interdisciplinary Studies
Favorite Athlete: Chase Young
Favorite Movie: Polar Express
Favorite Food: Shrimp

Favorite Music Artist: Veeze
Favorite Sport (besides football): Basketball
Hidden Talent: Playing video games
Fun Fact: Uncle played in the NFL



10 Sincere EDWARDS

Defensive End / Sophomore / 6-3 / 240
Orlando, Fla. / Wekiva / Pittsburgh
X @SincereEdwards0
@iamsincereedwards__

2025 NOTES

- Recorded one solo sack against North Carolina for a loss of 15 yards
- Registered 3.5 tackles for loss and half a sack against North Carolina A&T on Sep. 6

CAREER SUMMARY

Edwards was a four-star lineman at Wekiva High School, racking up big numbers: as a junior 78 tackles, 27 for loss, 16 sacks; as a senior he recorded 38 tackles, seven TFL and five sacks in only six games, also serving as a team captain. He made an impact as a freshman at Pittsburgh in 2024, playing in all 13 games, tallying 17 tackles (eight solo), three sacks and two pass breakups.

Career Stats

| Defense | Year | GP | TOT. TKL | SOLO | AST | TFL | SACK | FF | PDEF | INT | TD |
|---------|--------------|-----------|-----------|-----------|-----------|-------------|------------|----------|----------|----------|----------|
| | 2024 | 13 | 17 | 8 | 9 | 6 | 3 | 0 | 2 | 0 | 0 |
| | 2025 | 3 | 6 | 4 | 2 | 4.5 | 1.5 | 0 | 0 | 0 | 0 |
| | TOTAL | 16 | 23 | 12 | 11 | 10.5 | 4.5 | 0 | 2 | 0 | 0 |

Career Game Highs

| Defense | Year | GP | TOT. TKL | SOLO | AST | TFL | SACK | FF | PDEF | INT | TD |
|------------------|------|----|----------|------|-----|-----|------|----|------|-----|----|
| Tackles | | | 4 | | | | | | | | |
| Sacks | | | 1 | | | | | | | | |
| Tackles for Loss | | | 3.5 | | | | | | | | |

College Path

| Season | Class | School |
|--------|-----------|------------|
| 2025 | Sophomore | UCF |
| 2024 | Freshman | Pittsburgh |

Did You Know?

Major: Communication
Favorite Athlete: James Harrison
Favorite Pro Team: Seattle Seahawks
Favorite Movie: Sinners

Favorite Food: Chicken
Favorite Music Artist: Rob 49
Favorite Sport (besides football): Basketball
Hidden Talent: Fishing

PLAYER BIOS AND STATS



6 **Isaiah**
NIXON

Defensive End / Redshirt Sophomore / 6-4 / 240
St. Petersburg, Fla. / Lakewood
X @IsaiahNixon06
IG @zaynixs_6

2025 NOTES

- ♦ Totaled a career-best six tackles, including one for loss, against N.C. A&T on Sep. 6

CAREER SUMMARY

Nixon made a big impression at Lakewood High School with 56 tackles, 13 sacks, and multiple forced and recovered fumbles as a senior. He joined UCF in 2023, making his collegiate debut, appearing in two games, logging 0.5 sacks and 0.5 tackles for loss. In 2024, he played in 12 games, notching one sack and totaling 11 tackles (5 solo, 6 assisted).

Career Stats

| Defense | Year | GP | TOT. TKL | SOLO | AST | TFL | SACK | FF | PDEF | INT | TD |
|---------|--------------|-----------|-----------|-----------|-----------|------------|------------|----------|----------|----------|----------|
| | 2023 | 2 | 1 | 0 | 1 | 0.5 | 0.5 | 0 | 0 | 0 | 0 |
| | 2024 | 12 | 11 | 5 | 6 | 1 | 1 | 0 | 0 | 0 | 0 |
| | 2025 | 3 | 8 | 5 | 3 | 2 | 0 | 0 | 0 | 0 | 0 |
| | TOTAL | 17 | 20 | 10 | 10 | 3.5 | 1.5 | 0 | 0 | 0 | 0 |

Career Game Highs

| Defense | Year | GP | TOT. TKL | SOLO | AST | TFL | SACK | FF | PDEF | INT | TD |
|------------------|------|----|----------|------|-----|-----|------|----|------|-----|----|
| Tackles | 6 | | | | | | | | | | |
| Sacks | 1 | | | | | | | | | | |
| Tackles for Loss | 1 | | | | | | | | | | |

College Path

| Season | Class | School |
|--------|-------------|--------|
| 2025 | R-Sophomore | UCF |
| 2024 | R-Freshman | UCF |
| 2023 | Freshman | UCF |

Did You Know?

Major: Interdisciplinary Studies
Favorite Athlete: Myles Garrett
Favorite Pro Team: Kansas City Chiefs
Favorite Movie: Avengers: Endgame
Favorite Food: Burgers

Favorite Music Artist: Loe Shimmy
Favorite Sport (besides football): Basketball
Hidden Talent: Bowling
Fun Fact: Previously played basketball

DEFENSIVE TACKLES



55 **John**
WALKER

Defensive Tackle / Redshirt Sophomore / 6-4 / 300
Kissimmee, Fla. / Osceola
X @55problems_
IG @55problems_

2025 NOTES

- ♦ Notched three tackles against North Carolina
- ♦ Totaled four tackles in UCF's 68-7 victory over N.C. A&T on Sep. 6
- ♦ Tallied a trio of tackles, including 0.5 for loss, in the team's opener against Jacksonville State on Aug. 28

CAREER SUMMARY

Walker was a four-star recruit out of Osceola High School, where as a senior in 2022 he logged 79 tackles, 16 for loss, nine sacks, plus forced fumbles and recoveries. He enrolled at UCF in early 2023 and made an immediate impact his freshman year, appearing in all 13 games, earning his first start at Kansas and finishing with 24 tackles, five tackles for loss, and a pair of quarterback hurries, plus Freshman All-Big 12 honorable mention honors and True Freshman All-American recognition by On3. An injury in 2024 sidelined him for the season, marking the first time in his life he missed a game.

Career Stats

| Defense | Year | GP | TOT. TKL | SOLO | AST | TFL | SACK | FF | PDEF | INT | TD |
|---------|--------------|-----------|-----------|-----------|-----------|------------|------------|----------|----------|----------|----------|
| | 2023 | 13 | 24 | 14 | 10 | 5 | 0.5 | 0 | 1 | 0 | 0 |
| | 2024 | 0 | 0 | 0 | 0 | 0 | 0 | 0 | 0 | 0 | 0 |
| | 2025 | 3 | 7 | 4 | 5 | 0.5 | 0 | 0 | 0 | 0 | 0 |
| | TOTAL | 16 | 33 | 18 | 15 | 5.5 | 0.5 | 0 | 1 | 0 | 0 |

Career Game Highs

| Defense | Year | GP | TOT. TKL | SOLO | AST | TFL | SACK | FF | PDEF | INT | TD |
|------------------|------|----|----------|------|-----|-----|------|----|------|-----|----|
| Tackles | 5 | | | | | | | | | | |
| Sacks | 0.5 | | | | | | | | | | |
| Tackles for Loss | 2 | | | | | | | | | | |

College Path

| Season | Class | School |
|--------|-------------|--------|
| 2025 | R-Sophomore | UCF |
| 2024 | Sophomore | UCF |
| 2023 | Freshman | UCF |

Did You Know?

Major: Interdisciplinary Studies
Favorite Athlete: Aaron Donald
Favorite Pro Team: Miami Dolphins
Favorite Movie: The Blind Side
Favorite Food: Steak and rice

Favorite Music Artist: Rod Wave
Favorite Sport (besides football): Baseball
Hidden Talent: Fishing
Fun Fact: Previously played basketball



95 **RJ**
JACKSON JR.

Defensive Tackle / Junior / 6-3 / 282
Choctaw, Okla. / Choctaw / Tulsa
X @RJJackson1501
IG @rj.jackson_15

2025 NOTES

- ♦ Chalked up five tackles in UCF's 68-7 win over N.C. A&T
- ♦ Tallied four tackles in the opener against Jacksonville State on Aug. 28, two of them solo

CAREER SUMMARY

Jackson posted 21 tackles for loss, 11 sacks, two forced fumbles, and two interceptions in his senior year of high school. He was named Class 6A-II District II Defensive Lineman of the Year, made The Oklahoman's Big All-City first team, and ranked among the top recruits in the state. Jackson began his college career at Tulsa before transferring to UCF following the 2024 season. He tallied a career-best seven tackles against UTSA in his final campaign with the Golden Hurricane.

Career Stats

| Defense | Year | GP | TOT. TKL | SOLO | AST | TFL | SACK | FF | PDEF | INT | TD |
|---------|--------------|-----------|-----------|-----------|-----------|------------|----------|----------|----------|----------|----------|
| | 2023 | 10 | 4 | 1 | 3 | 0.5 | 0 | 0 | 0 | 0 | 0 |
| | 2024 | 12 | 35 | 10 | 25 | 4 | 3 | 0 | 2 | 0 | 0 |
| | 2025 | 3 | 9 | 4 | 7 | 0 | 0 | 0 | 0 | 0 | 0 |
| | TOTAL | 25 | 50 | 15 | 35 | 4.5 | 3 | 0 | 2 | 0 | 0 |

Career Game Highs

| Defense | Year | GP | TOT. TKL | SOLO | AST | TFL | SACK | FF | PDEF | INT | TD |
|------------------|------|----|----------|------|-----|-----|------|----|------|-----|----|
| Tackles | 7 | | | | | | | | | | |
| Sacks | 1.5 | | | | | | | | | | |
| Tackles for Loss | 1.5 | | | | | | | | | | |

College Path

| Season | Class | School |
|--------|-----------|--------|
| 2025 | Junior | UCF |
| 2024 | Sophomore | Tulsa |
| 2023 | Freshman | Tulsa |

Did You Know?

Major: Interdisciplinary Studies
Favorite Athlete: Justin Jefferson
Favorite Pro Team: San Francisco 49ers
Favorite Movies: Black Panther, Coach Carter
Favorite Food: Mexican food

Favorite Music Artist: Kevin Gates
Favorite Sport (besides football): Basketball
Hidden Talent: Singing
Fun Fact: Played baseball in high school



13 **Horace**
LOCKETT

Defensive Tackle / Redshirt Junior / 6-6 / 315
Atlanta, Ga. / Westlake / Georgia Tech
IG @horacelockettjr_

2025 NOTES

- ♦ Recorded three tacked in UCF's 34-9 victory over North Carolina, including a pass breakup that led to a pick
- ♦ Tallied four tackles, including two for a loss in UCF's opener against Jacksonville State on Aug. 28. He also tallied his first career sack in the contest.

CAREER SUMMARY

Lockett was a four-star recruit who played early at Georgia Tech. After redshirting in 2022 and seeing limited action, he broke out in 2023 with 10 games played at nose tackle, totaling 25 tackles (nine solo) and 2.5 tackles for loss, including a career-high six tackles vs. Wake Forest and forcing a key fumble in the Gasparilla Bowl. He transferred to UCF in late 2024 after not seeing game action.

Career Stats

| Defense | Year | GP | TOT. TKL | SOLO | AST | TFL | SACK | FF | PDEF | INT | TD |
|---------|--------------|-----------|-----------|-----------|-----------|------------|----------|----------|----------|----------|----------|
| | 2022 | 3 | 0 | 0 | 0 | 0 | 0 | 0 | 0 | 0 | 0 |
| | 2023 | 10 | 25 | 9 | 16 | 2.5 | 0 | 1 | 0 | 0 | 0 |
| | 2024 | 0 | 0 | 0 | 0 | 0 | 0 | 0 | 0 | 0 | 0 |
| | 2025 | 3 | 11 | 6 | 5 | 2 | 1 | 0 | 2 | 0 | 0 |
| | TOTAL | 16 | 36 | 15 | 21 | 4.5 | 1 | 1 | 2 | 0 | 0 |

Career Game Highs

| Defense | Year | GP | TOT. TKL | SOLO | AST | TFL | SACK | FF | PDEF | INT | TD |
|------------------|------|----|----------|------|-----|-----|------|----|------|-----|----|
| Tackles | 6 | | | | | | | | | | |
| Tackles for Loss | 1 | | | | | | | | | | |

College Path

| Season | Class | School |
|--------|-------------|--------------|
| 2025 | R-Junior | UCF |
| 2024 | R-Sophomore | Georgia Tech |
| 2023 | R-Freshman | Georgia Tech |
| 2022 | Freshman | Georgia Tech |

Did You Know?

Major: Integrative Studies
Favorite Athlete: LeBron James
Favorite Pro Team: Dallas Cowboys
Favorite Movie: Friday
Favorite Food: Chicken tenders

Favorite Music Artist: Rod Wave, Lil Baby
Favorite Sport (besides football): Basketball
Hidden Talent: Good bowler
Fun Fact: Has eight sisters

PLAYER BIOS AND STATS



94 Rodney LORA

Defensive Tackle / Redshirt Sophomore / 6-3 / 300
North Arlington, N.J. / Woodberry Forest / North Carolina
X @RodneyLora
@rodneylora_

2025 NOTES

- Recorded six tackles, including three for loss, in UCF's 68-7 victory over N.C. A&T on Sep. 6
- Recovered a fumble in the endzone for a touchdown against N.C. A&T

CAREER SUMMARY

Along with football, Lora also competed in track & field in high school with strong shot put and discus marks. He began his college career at North Carolina, redshirting in 2023 and then appearing in five games in 2024, recording a pair of tackles before entering the transfer portal.

Career Stats

| Defense | GP | TOT. TKL | SOLO | AST | TFL | SACK | FF | PDEF | INT | TD |
|--------------|----------|-----------|----------|----------|------------|----------|------------|----------|----------|----------|
| 2023 | 1 | 0 | 0 | 0 | 0 | 0 | 0/0 | 0 | 0 | 0 |
| 2024 | 5 | 2 | 1 | 1 | 0 | 0 | 0/0 | 0 | 0 | 0 |
| 2025 | 3 | 10 | 5 | 5 | 3.5 | 1 | 0/1 | 0 | 0 | 1 |
| TOTAL | 9 | 12 | 6 | 6 | 3.5 | 1 | 0/1 | 0 | 0 | 1 |

Career Game Highs

| Defense | |
|------------------|-----|
| Tackles | 6 |
| Sacks | 0.5 |
| Tackles for Loss | 3 |

College Path

| Season | Class | School |
|--------|-------------|----------------|
| 2025 | R-Sophomore | UCF |
| 2024 | R-Freshman | North Carolina |
| 2023 | Freshman | North Carolina |

Did You Know?

Major: Interdisciplinary Studies
Favorite Athlete: Aaron Donald
Favorite Pro Team: New York Giants
Favorite Movie: Apocalypse Now: Final Cut

Favorite Food: Tres Golpes (a Dominican dish)
Favorite Sports (besides football): Soccer, UFC, Track & Field
Hidden Talent: Can play the double bass
Fun Fact: Clothes designer

LINEBACKERS



0 Keli LAWSON

Linebacker / Redshirt Senior / 6-4 / 233
Stephens City, Va. / Sherando / Virginia Tech
X @LawsonKeli
@keli.lawson

2025 NOTES

- Blocked a field goal against Jacksonville State in the season opener to end the first half, keeping the Gamecocks scoreless in the first half

CAREER SUMMARY

Transferred to UCF after a solid stint at Virginia Tech. In 2024 (at VT), he played in 11 games with one start, totaling 40 tackles (20 solo), 1.5 tackles for loss, broke up four passes and snagged an interception vs. Georgia Tech. The year before, he was an All-ACC Honorable Mention after leading Tech with 80 tackles (39 solo), adding seven tackles for loss including 2.5 sacks, plus multiple interceptions, forced fumbles, and quarterback hurries. Earlier he contributed as a redshirt freshman and had highlight plays like returning an interception for a touchdown.

Career Stats

| Defense | GP | TOT. TKL | SOLO | AST | TFL | SACK | FF / FR | PDEF | INT | TD |
|--------------|-----------|------------|-----------|-----------|-------------|------------|------------|-----------|----------|----------|
| 2021 | 4 | 1 | 0 | 1 | 0 | 0 | 0/0 | 0 | 0 | 0 |
| 2022 | 8 | 23 | 11 | 12 | 3 | 1 | 0/1 | 1 | 1 | 1 |
| 2023 | 13 | 80 | 39 | 41 | 7 | 2.5 | 1/0 | 6 | 1 | 0 |
| 2024 | 11 | 40 | 20 | 20 | 1.5 | 0 | 0/0 | 4 | 1 | 0 |
| 2025 | 3 | 5 | 4 | 1 | 0 | 0 | 0/0 | 1 | 0 | 0 |
| TOTAL | 39 | 149 | 74 | 75 | 11.5 | 3.5 | 1/1 | 12 | 3 | 1 |

Career Game Highs

| Defense | |
|------------------|----|
| Tackles | 14 |
| Sacks | 1 |
| Tackles for Loss | 2 |
| Interceptions | 1 |

College Path

| Season | Class | School |
|--------|-------------|---------------|
| 2025 | R-Senior | UCF |
| 2024 | R-Junior | Virginia Tech |
| 2023 | R-Sophomore | Virginia Tech |
| 2022 | R-Freshman | Virginia Tech |
| 2021 | Freshman | Virginia Tech |

Did You Know?

Major: Integrative Studies
Favorite Athlete: Kevin Durant
Favorite Pro Team: Chicago Bulls
Favorite Movie: Iron Man
Favorite Food: Chicken and Rice

Favorite Music Artist: Future
Favorite Sport (besides football): Basketball
Hidden Talent: Can play saxophone
Fun Fact: Thought basketball would be his primary sport



20 Lewis CARTER

Linebacker / Junior / 6-0 / 196
Tampa, Fla. / Tampa Catholic / Oklahoma
X @LewisCarter_4
@r2r.lew

2025 STATS

- Recorded his first career sack in UCF's 34-9 victory over North Carolina, while notching a new game high in tackles with 10.
- Tallied nine tackles in UCF's opener vs. Jacksonville State on Aug. 28

CAREER SUMMARY

Carter joins UCF after two seasons at Oklahoma. During his sophomore year in 2024 with the Sooners, he played in all 13 games (primarily on special teams and as a backup linebacker), totaling 21 tackles, two tackles for loss, one forced fumble, and one fumble recovery. As a freshman in 2023, he similarly appeared in all 13 games, making contributions mostly on special teams and in relief. In high school he was a decorated four-star recruit, ranked among the top linebackers nationally, with over 300 career tackles and 10+ sacks.

Career Stats

| Defense | GP | TOT. TKL | SOLO | AST | TFL | SACK | FF / FR | PDEF | INT | TD |
|--------------|-----------|-----------|-----------|-----------|------------|----------|------------|----------|----------|----------|
| 2023 | 13 | 7 | 2 | 5 | 0.5 | 0 | 0/0 | 0 | 0 | 0 |
| 2024 | 13 | 23 | 18 | 5 | 2 | 0 | 1/1 | 0 | 0 | 0 |
| 2025 | 2 | 19 | 10 | 9 | 2 | 1 | 0/0 | 0 | 0 | 0 |
| TOTAL | 28 | 49 | 30 | 19 | 4.5 | 1 | 1/1 | 0 | 0 | 0 |

Career Game Highs

| Defense | |
|------------------|----|
| Tackles | 10 |
| Tackles for Loss | 2 |
| Sacks | 1 |

College Path

| Season | Class | School |
|--------|-----------|----------|
| 2025 | Junior | UCF |
| 2024 | Sophomore | Oklahoma |
| 2023 | Freshman | Oklahoma |

Did You Know?

Major: Integrative Studies
Favorite Athlete: Lavonte David
Favorite Pro Team: Tampa Bay Buccaneers
Favorite Movie: Friday

Favorite Food: Pizza
Favorite Music Artist: Rod Wave
Favorite Sport (besides football): Basketball
Hidden Talent: Gaming



43 Cole KOZLOWSKI

Linebacker / Senior / 6-2 / 230
Spring Lake, N.J. / Manasquan / Colgate
X @ColeKozlowski2
@cole_koz11

2025 NOTES

- Totaled seven tackles, including six solo in UCF's 68-7 victory over N.C. A&T on Sep. 6

CAREER SUMMARY

Played his first three seasons at Colgate, steadily growing into a defensive stalwart. As a junior in 2024, he started all 12 games and led the team (and the Patriot League) with 133 tackles (66 solo), added 8.0 tackles for loss, 3.5 sacks, forced a fumble, snagged an interception, broke up six passes and even blocked a kick. In 2023, he contributed 60 tackles (36 solo), 7.5 tackles for loss, a sack, plus forced and recovered fumbles, and multiple pass break-ups. A former high school captain at Manasquan, he starred on offense, defense, and special teams, accumulating over 800 receiving yards and 11 touchdowns his senior year, plus strong defensive stats.

Career Stats

| Defense | GP | TOT. TKL | SOLO | AST | TFL | SACK | FF / FR | PDEF | INT | TD |
|--------------|-----------|------------|------------|-----------|-----------|----------|------------|-----------|----------|----------|
| 2022 | 9 | 8 | 3 | 5 | 0.5 | 0.5 | 0/0 | 1 | 0 | 0 |
| 2023 | 11 | 60 | 36 | 24 | 7.5 | 1 | 1/1 | 5 | 1 | 0 |
| 2024 | 12 | 133 | 66 | 67 | 8 | 3.5 | 1/0 | 6 | 1 | 0 |
| 2025 | 3 | 15 | 12 | 3 | 1 | 0 | 0/0 | 1 | 0 | 0 |
| TOTAL | 35 | 216 | 117 | 99 | 17 | 5 | 2/1 | 13 | 2 | 0 |

Career Game Highs

| Defense | |
|------------------|-----|
| Tackles | 17 |
| Sacks | 2 |
| Tackles for Loss | 4.5 |
| Interceptions | 1 |

College Path

| Season | Class | School |
|--------|-----------|---------|
| 2025 | Senior | UCF |
| 2024 | Junior | Colgate |
| 2023 | Sophomore | Colgate |
| 2022 | Freshman | Colgate |

Did You Know?

Major: Integrative Studies
Favorite Athlete: Tayson Hill
Favorite Pro Teams: New York Giants, New York Yankees, New York Knicks
Favorite Movie: Friday Night Lights

Favorite Food: Hibachi
Favorite Music Artist: Drake
Favorite Sport (besides football): Baseball
Hidden Talent: Spikeball
Fun Fact: Would be playing college basetball if not football

PLAYER BIOS AND STATS



38 Jayden McDONALD



Linebacker / Redshirt Senior / 6-4 / 232
Salem, Va. / Salem / Virginia Tech

X @jaydonald_
@jaydonald_

2025 NOTES

- ♦ Tallied three solo tackles in his debut as a Knight, doing so against Jacksonville State on Aug. 28
- ♦ Earned his first career interception against N.C. A&T on Sep. 6

CAREER SUMMARY

Began his college career at Virginia Tech, where he redshirted his freshman year in 2021 and gradually worked into the rotation. In 2022 he played in 10 games (three starts), totaling 20 tackles, including three tackles for loss, a sack, and notched his first career start vs. Old Dominion. During the 2023 season, he made 12 appearances, contributing 30 tackles (11 solo), with a season-high six tackles against NC State, a tackle for loss, a pass breakup, and a QB hurry.

Career Stats

| Defense | GP | TOT. TKL | SOLO | AST | TFL | SACK | FF | PDEF | INT | TD |
|--------------|-----------|-----------|-----------|-----------|----------|----------|----------|----------|----------|----------|
| 2021 | 1 | 0 | 0 | 0 | 0 | 0 | 0 | 0 | 0 | 0 |
| 2022 | 10 | 20 | 6 | 14 | 3 | 1 | 0 | 0 | 0 | 0 |
| 2023 | 12 | 30 | 11 | 19 | 1 | 0 | 0 | 1 | 0 | 0 |
| 2024 | 2 | 0 | 0 | 0 | 0 | 0 | 0 | 0 | 0 | 0 |
| 2025 | 3 | 4 | 3 | 1 | 0 | 0 | 0 | 0 | 1 | 0 |
| TOTAL | 28 | 54 | 20 | 34 | 4 | 1 | 0 | 1 | 1 | 0 |

Career Game Highs

| Defense | GP | TOT. TKL | SOLO | AST | TFL | SACK | FF | PDEF | INT | TD |
|------------------|----|----------|------|-----|-----|------|----|------|-----|----|
| Tackles | 7 | | | | | | | | | |
| Sacks | 1 | | | | | | | | | |
| Tackles for Loss | 1 | | | | | | | | | |

College Path

| Season | Class | School |
|--------|-------------|---------------|
| 2025 | R-Senior | UCF |
| 2024 | R-Junior | Virginia Tech |
| 2023 | R-Sophomore | Virginia Tech |
| 2022 | R-Freshman | Virginia Tech |
| 2021 | Freshman | Virginia Tech |

Did You Know?

Earning Masters in: Educational leadership
Favorite Athlete: Fred Warner
Favorite Pro Team: Carolina Panthers
Favorite Movie: Star Wars

Favorite Food: Hibachi
Favorite Music Artist: Lil Double O
Fun Fact: Has an identical twin that plays football at William & Mary

DEFENSIVE BACKS



4 Braeden MARSHALL

Defensive Back / Junior / 5-10 / 183
Lake Mary, Fla. / Lake Mary

X @DarealBmarsh
@_braedenn

2025 NOTES

- ♦ Grabbed his first interception the season in UCF's 34-9 victory over North Carolina, grabbing it off a deflection
- ♦ Had a pair of solo tackles in UCF's opening night win over Jacksonville State

CAREER SUMMARY

As a freshman in 2023, he played in all 13 games, starting three, and totaled 22 tackles, two tackles for loss, and one interception. In his sophomore season in 2024, Marshall started the first six games in the nickel role, appeared in nine games overall, again recorded 22 tackles (17 solo), added three tackles for loss, and made a 70-yard interception return vs. No. 9 Iowa State.

Career Stats

| Defense | GP | TOT. TKL | SOLO | AST | TFL | SACK | FF | PDEF | INT | TD |
|--------------|-----------|-----------|-----------|-----------|----------|----------|----------|----------|----------|----------|
| 2023 | 13 | 22 | 14 | 8 | 2 | 0 | 0 | 1 | 1 | 0 |
| 2024 | 9 | 22 | 17 | 5 | 3 | 0 | 0 | 3 | 1 | 0 |
| 2025 | 3 | 5 | 4 | 1 | 0 | 0 | 0 | 0 | 1 | 0 |
| TOTAL | 25 | 49 | 35 | 14 | 5 | 0 | 0 | 4 | 3 | 0 |

Career Game Highs

| Defense | GP | TOT. TKL | SOLO | AST | TFL | SACK | FF | PDEF | INT | TD |
|------------------|----|----------|------|-----|-----|------|----|------|-----|----|
| Tackles | 5 | | | | | | | | | |
| Tackles for Loss | 2 | | | | | | | | | |
| Interceptions | 1 | | | | | | | | | |

College Path

| Season | Class | School |
|--------|-----------|--------|
| 2025 | Junior | UCF |
| 2024 | Sophomore | UCF |
| 2023 | Freshman | UCF |

Did You Know?

Major: Communication - business & professional track
Favorite Athlete: LeBron James
Favorite Music Artist: NBA Youngboy

Favorite Sport (besides football): Basketball
Hidden Talent: Can hoop



7 Antione JACKSON

Defensive Back / Junior / 6-1 / 175
Lauderhill, Fla. / Dillard / East Carolina

X @ACTION3_JACKSON
@antionejackson1_

2025 NOTES

- ♦ Recovered a fumble for the first time in his career in UCF's 68-7 win over N.C. A&T on Sep. 6
- ♦ Had five tackles in the season opener vs. Jacksonville State

CAREER SUMMARY

Started his college career at East Carolina, seeing action in his freshman season and earning recognition from PFF for his defensive work. He transferred to UCF and in his 2024 season appeared in 10 games, compiling 13 tackles, adding one interception (returned for nine yards) in a win over New Hampshire, and recorded three pass breakups.

Career Stats

| Defense | GP | TOT. TKL | SOLO | AST | TFL | SACK | FF / FR | PDEF | INT | TD |
|--------------|-----------|-----------|-----------|-----------|----------|----------|--------------|----------|----------|----------|
| 2023 | 10 | 19 | 11 | 8 | 0 | 0 | 0 / 0 | 2 | 1 | 1 |
| 2024 | 10 | 13 | 7 | 6 | 0.5 | 0 | 0 / 0 | 3 | 1 | 0 |
| 2025 | 3 | 13 | 9 | 4 | 0.5 | 0 | 0 / 1 | 1 | 0 | 0 |
| TOTAL | 23 | 45 | 27 | 18 | 1 | 0 | 0 / 1 | 6 | 2 | 1 |

Career Game Highs

| Defense | GP | TOT. TKL | SOLO | AST | TFL | SACK | FF / FR | PDEF | INT | TD |
|---------------------|-----|----------|------|-----|-----|------|---------|------|-----|----|
| Longest Punt Return | 37 | | | | | | | | | |
| Tackles | 7 | | | | | | | | | |
| Tackles for Loss | 0.5 | | | | | | | | | |
| Interceptions | 1 | | | | | | | | | |

College Path

| Season | Class | School |
|--------|-----------|---------------|
| 2025 | Junior | UCF |
| 2024 | Sophomore | UCF |
| 2023 | Freshman | East Carolina |



29 Jayden BELLAMY

Defensive Back / Redshirt Junior / 6-1 / 175
Freehold, N.J. / Bergen Catholic / Syracuse/Notre Dame

X @jaydenknows_
@jaydenbellamy

2025 NOTES

- ♦ Snagged the game-sealing interception in UCF's win over Jacksonville State on Aug. 28

CAREER SUMMARY

Started his college career at Notre Dame before moving to Syracuse, where he played two seasons. In 2023 at Syracuse, he appeared in 12 games (7 starts), finishing with 29 tackles (23 solo), two fumble recoveries, a pick-six, and a pass breakup. In 2024, he built on that performance in 10 games (six starts), producing 37 tackles, leading the team with two interceptions (including one returned for a touchdown), and ranking second on the team with six pass breakups.

Career Stats

| Defense | GP | TOT. TKL | SOLO | AST | TFL | SACK | FF / FR | PDEF | INT | TD |
|--------------|-----------|-----------|-----------|-----------|----------|----------|--------------|----------|----------|----------|
| 2022 | 0 | 0 | 0 | 0 | 0 | 0 | 0 / 0 | 0 | 0 | 0 |
| 2023 | 12 | 29 | 23 | 6 | 0 | 0 | 0 / 2 | 1 | 1 | 1 |
| 2024 | 10 | 37 | 21 | 16 | 1 | 0 | 0 / 0 | 6 | 2 | 1 |
| 2025 | 3 | 5 | 3 | 2 | 0 | 0 | 0 / 0 | 2 | 1 | 0 |
| TOTAL | 25 | 71 | 47 | 24 | 1 | 0 | 0 / 2 | 9 | 4 | 2 |

Career Game Highs

| Defense | GP | TOT. TKL | SOLO | AST | TFL | SACK | FF / FR | PDEF | INT | TD |
|------------------|----|----------|------|-----|-----|------|---------|------|-----|----|
| Tackles | 11 | | | | | | | | | |
| Tackles for Loss | 1 | | | | | | | | | |
| Interceptions | 1 | | | | | | | | | |

College Path

| Season | Class | School |
|--------|-------------|------------|
| 2025 | R-Junior | UCF |
| 2024 | R-Sophomore | Syracuse |
| 2023 | R-Freshman | Syracuse |
| 2022 | Freshman | Notre Dame |

Did You Know?

Major: Integrative Studies, Sociology
Favorite Athlete: Kobe Bryant
Favorite Pro Teams: New Orleans Saints, Seattle Seahawks
Favorite Movie: Avengers: Endgame

Favorite Food: Wings
Favorite Music Artist: Gunna
Favorite Sport (besides football): Basketball
Hidden Talent: Great at basketball
Fun Fact: Dad played in the NFL

PLAYER BIOS AND STATS



23 Jayden WILLIAMS

Defensive Back / Redshirt Senior / 5-11 / 185
Valrico, Fla. / Bloomingdale / Florida Atlantic
X @jay_will6
@jwill_3

2025 NOTES

♦ Tallied five tackles in his debut as a Knight against Jacksonville State on Aug. 28

CAREER SUMMARY

Played his first four seasons at Florida Atlantic. At FAU, he developed into a playmaker in the secondary. After redshirting in 2021, he amassed 40 tackles in 2022, and picked up his first career interception in 2023 while starting games and contributing on special teams. In 2024, he was voted a team co-captain, appeared in six games, recorded 26 tackles, and snagged two interceptions against UTSA for 68 return yards.

Career Stats

| Defense | | | | | | | | | | | |
|--------------|-----------|------------|-----------|-----------|------------|----------|--------------|----------|----------|----------|--|
| Year | GP | TOT. TKL | SOLO | AST | TFL | SACK | FF / FR | PDEF | INT | TD | |
| 2021 | 4 | 11 | 7 | 4 | 0 | 0 | 0 / 0 | 0 | 0 | 0 | |
| 2022 | 11 | 40 | 24 | 16 | 3 | 2 | 1 / 0 | 4 | 0 | 0 | |
| 2023 | 8 | 35 | 21 | 14 | 1 | 0 | 0 / 2 | 1 | 0 | 0 | |
| 2024 | 6 | 26 | 13 | 13 | 0.5 | 0 | 0 / 1 | 1 | 2 | 0 | |
| 2025 | 2 | 7 | 4 | 3 | 0 | 0 | 0 / 0 | 0 | 0 | 0 | |
| TOTAL | 31 | 119 | 69 | 50 | 4.5 | 2 | 1 / 3 | 6 | 3 | 0 | |

Career Game Highs

| Defense | | |
|------------------|----|--|
| Tackles | 12 | at Ohio, Sep. 3, 2022 |
| Sacks | 1 | 2x, last vs. Southeastern La., Sep. 10, 2022 |
| Tackles for Loss | 1 | 4x, last at Michigan St., Aug. 30, 2024 |
| Interceptions | 2 | at UTSA, Oct. 19, 2024 |

College Path

| Season | Class | School |
|--------|-------------|--------|
| 2025 | R-Senior | UCF |
| 2024 | R-Junior | FAU |
| 2023 | R-Sophomore | FAU |
| 2022 | R-Freshman | FAU |
| 2021 | Freshman | FAU |

Did You Know?

Major: Integrative Studies
Favorite Athlete: LeBron James
Favorite Pro Team: Tampa Bay Buccaneers
Favorite Movie: The Incredibles

Favorite Food: Pizza
Favorite Music Artist: Kodak
Favorite Sport (besides football): Basketball



8 Demari HENDERSON

Defensive Back / Redshirt Junior / 6-0 / 170
Sanford, Fla. / Seminole
X @DemariH12
@mari.11__

2025 NOTES

♦ Tallied four solo tackles in UCF's opener against Jacksonville State on Aug. 28

CAREER SUMMARY

Was a standout in high school, earning blue-chip safety honors, multiple picks, fumble recoveries, plus played as a two-way athlete and returner. He joined UCF in 2022, appearing in 11 games as a freshman, including a start in the bowl game vs. Duke, tallying 12 tackles, two pass breakups and two quarterback hurries. In 2023, Henderson broke out as a sophomore, playing in 10 games, starting the final seven, racking up 45 tackles (29 solo), snagging three interceptions, recovering three fumbles, forcing two. He earned Honorable Mention All-Big 12 by the league coaches. In 2024 he redshirted after suffering an injury in preseason camp and did not appear in any games.

Career Stats

| Defense | | | | | | | | | | | |
|--------------|-----------|-----------|-----------|-----------|------------|----------|--------------|----------|----------|----------|--|
| Year | GP | TOT. TKL | SOLO | AST | TFL | SACK | FF/FR | PDEF | INT | TD | |
| 2022 | 12 | 12 | 7 | 5 | 0.5 | 0 | 0 / 0 | 2 | 0 | 0 | |
| 2023 | 10 | 45 | 29 | 16 | 0 | 0 | 2 / 3 | 3 | 3 | 1 | |
| 2024 | 0 | 0 | 0 | 0 | 0 | 0 | 0 / 0 | 0 | 0 | 0 | |
| 2025 | 3 | 9 | 8 | 1 | 0 | 0 | 0 / 0 | 0 | 0 | 0 | |
| TOTAL | 25 | 66 | 44 | 22 | 0.5 | 0 | 2 / 3 | 5 | 3 | 1 | |

Career Game Highs

| Defense | | |
|------------------|-----|------------------------------------|
| Tackles | 8 | at Oklahoma, Oct. 21, 2023 |
| Tackles for Loss | 0.5 | South Carolina State, Sep. 1, 2022 |
| Interceptions | 2 | Oklahoma State, Nov. 11, 2023 |

College Path

| Season | Class | School |
|--------|-------------|--------|
| 2025 | R-Junior | UCF |
| 2024 | R-Sophomore | UCF |
| 2023 | Sophomore | UCF |
| 2022 | Freshman | UCF |

Did You Know?

Major: Human Communication - business & professional
Favorite Athlete: Ed Reed
Favorite Movie: Friday
Favorite Food: Chicken

Favorite Music Artist: YB, Kodak
Favorite Sport (besides football): Basketball
Hidden Talent: Good bowler
Fun Fact: Previously play basketball



2 Phillip DUNNAM

Defensive Back / Senior / 6-1 / 190
North Miami Beach, Fla. / North Miami Beach / Florida Atlantic/Indiana
X @DunnamPhillip
@phillipdunnami

2025 NOTES

♦ Notched five solo tackles in UCF's 34-9 victory over North Carolina
♦ Tallied eight tackles, including five solo and one for loss in the season opener against Jacksonville State

CAREER SUMMARY

Made his mark at North Miami Beach Senior High as a versatile athlete, playing safety, corner, wide receiver, and returner. He started his college career at Indiana, where in 2023 he appeared in all 12 games with seven starts, recorded multiple interceptions (including one vs. Ohio State), and had standout performances as both a tackler and playmaker in the secondary. In January 2024, he transferred to Florida Atlantic, earning preseason All-AAC nods and making an immediate impact: returning two interceptions for long yardage, posting multiple high-tackle games, and breaking out vs. Temple with a 10-tackle outing.

Career Stats

| Defense | | | | | | | | | | | |
|--------------|-----------|------------|-----------|-----------|------------|----------|----------|-----------|----------|----------|--|
| Year | GP | TOT. TKL | SOLO | AST | TFL | SACK | FF | PDEF | INT | TD | |
| 2022 | 12 | 5 | 1 | 4 | 0 | 0 | 0 | 1 | 0 | 0 | |
| 2023 | 12 | 53 | 39 | 14 | 1 | 0 | 0 | 6 | 3 | 0 | |
| 2024 | 11 | 56 | 28 | 28 | 2.5 | 0 | 1 | 4 | 3 | 0 | |
| 2025 | 3 | 15 | 10 | 5 | 1 | 0 | 0 | 0 | 0 | 0 | |
| TOTAL | 38 | 129 | 78 | 51 | 4.5 | 0 | 1 | 11 | 6 | 0 | |

Career Game Highs

| Defense | | |
|------------------|----|--|
| Tackles | 10 | 2x, last at Temple, Nov. 16, 2024 |
| Tackles for Loss | 1 | 3x, last vs. Jacksonville State, Aug. 28, 2025 |
| Interceptions | 1 | 6x, last vs. Charlotte, Nov. 23, 2024 |

College Path

| Season | Class | School |
|--------|-----------|------------------|
| 2025 | Senior | UCF |
| 2024 | Junior | Florida Atlantic |
| 2023 | Sophomore | Indiana |
| 2022 | Freshman | Indiana |

Did You Know?

Major: Integrative Studies, Public Safety
Favorite Pro Team: Baltimore Ravens
Favorite Movie: Little Man
Favorite Food: McDonald's

Favorite Music Artist: YB
Favorite Sport (besides football): Basketball
Hidden Talent: Video Games
Fun Fact: Multiple pro athletes in the family

SPECIAL TEAMS



47 Dalton RIGGS

Long Snapper / Redshirt Junior / 6-3 / 230
Eagle, Idaho / Eagle / BYU
X @daltonriggs47
@dalton.riggs

CAREER SUMMARY

Joins UCF after three seasons at BYU. At BYU, he appeared in 12 games in 2024, earning recognition for a key special teams play, part of a successful double snap fake field goal in a win over UCF. He got his start at Eagle High School, where he was a three-way starter (long snapper, tight end, defensive end), captained multiple teams, was top-12 long snapper invitee and rated heavily by Rubio Long Snapping.

College Path

| Season | Class | School |
|--------|-------------|--------|
| 2025 | R-Junior | UCF |
| 2024 | R-Sophomore | BYU |
| 2023 | R-Freshman | BYU |
| 2022 | Freshman | BYU |

Did You Know?

Majored in: Business
Earning Masters in: Educational Leadership
Favorite Athlete: Luke Rhodes
Favorite Pro Team: Miami Dolphins
Favorite Movies: Remember the Titans, Hitch
Favorite Foods: Sushi, Soup Dumplings

Favorite Sport (besides football): Tennis
Hidden Talent: Bowling, playing pickleball
Fun Fact: Dad played at BYU, brother Austin played with Dalton at BYU; can do a split; lived in Nuka'alofa, Tonga for two years and is fluent in Tongan; was state champion in tennis

PLAYER BIOS AND STATS



16 Noe RUELAS



Kicker / Redshirt Senior / 6-1 / 197
West Hartford, Conn. / Hall / James Madison/UConn
X @noeruelas11
@noe.ruelas

2025 NOTES

- Was a perfect two-of-two in UCF's 34-9 win over North Carolina, nailing a season long 41-yarder
- Was a perfect two-for-two in UCF's win over N.C. A&T, including knocking in half a dozen extra points

CAREER SUMMARY

Transferred to UCF after successful stints at UConn and James Madison. While at James Madison in 2024, he served as the Dukes' primary kicker in 10 games, going 16-for-20 on field goal attempts and 35-of-37 on extra point tries, including two 50+ yard field goals. He averaged 60.2 yards on kickoffs and tied for fourth in JMU single-season history in field goals made. He played at UConn in 2022 and 2023, highlighted by a 12-for-16 field goal season in 2022 and a long of 54 yards.

Career Stats

Kicking

| Year | GP | FGM | FGA | PCT. | LONG | BLKD | PATM | PATA |
|--------------|-----------|-----------|-----------|-------------|-----------|----------|-----------|-----------|
| 2022 | 13 | 12 | 16 | .750 | 54 | 1 | 28 | 28 |
| 2023 | 4 | 3 | 4 | .750 | 41 | 0 | 3 | 3 |
| 2024 | 10 | 16 | 20 | .800 | 52 | 2 | 35 | 37 |
| 2025 | 3 | 5 | 6 | .833 | 41 | 0 | 13 | 14 |
| TOTAL | 30 | 36 | 46 | .783 | 54 | 3 | 79 | 82 |

Career Game Highs

Kicking

| | | |
|--------------------|----|---|
| Field Goals Made | 2 | 15x, last vs. North Carolina, Sep. 20, 2025 |
| Longest Field Goal | 54 | at Utah State, Aug. 27, 2022 |

College Path

| Season | Class | School |
|--------|-------------|---------------|
| 2025 | R-Senior | UCF |
| 2024 | R-Junior | James Madison |
| 2023 | R-Sophomore | UConn |
| 2022 | R-Freshman | UConn |
| 2021 | Freshman | UConn |

Did You Know?

Major: Interdisciplinary Studies - Diversity Studies Leadership
Favorite Athlete: Cristiano Ronaldo
Favorite Pro Team: Denver Broncos
Favorite Movie: Interstellar
Favorite Food: Sushi

Favorite Music Artist: Drake
Favorite Sports (besides football): Soccer, basketball and golf
Hidden Talent: Bowling
Fun Fact: Speaks fluent spanish



40 Anthony VENNARI

Punter / Redshirt Junior / 6-0 / 225
Hamilton, Ontario, Canada / St. Thomas More / Ohio State/Buffalo
X @TVenneri
@anthony_venneri7

2025 NOTES

- Opened the campaign with four punts, three of which ended up inside the 20-yard line vs. Jacksonville State

CAREER SUMMARY

Transferred in after playing at Buffalo and Ohio State. At Buffalo in 2022 and 2023, he burst out as the team's starting punter, averaging 43.0 yards per punt his freshman year (a school record), then improving to 43.88 yards per punt in 2023, including multiple 50+- and 60+-yard punts and many downed inside the 20-yard line. He redshirted the 2024 season at Ohio State without game action.

Career Stats

Punting

| Year | GP | NO. | YDS | AVG | LONG | TB | INS. 20 |
|--------------|-----------|------------|--------------|-------------|-----------|-----------|-----------|
| 2022 | 10 | 43 | 1,849 | 43.0 | 64 | 7 | 10 |
| 2023 | 12 | 51 | 2,242 | 44.0 | 64 | 2 | 16 |
| 2024 | 0 | 0 | 0 | 0 | 0 | 0 | 0 |
| 2025 | 3 | 8 | 307 | 38.4 | 47 | 1 | 4 |
| TOTAL | 25 | 102 | 4,398 | 43.1 | 64 | 10 | 30 |

Career Game Highs

Punting

| | | |
|-----------------------|----|--|
| Punts | 7 | at Wisconsin, Sep. 2, 2023 |
| Longest Punt | 64 | 3x, last vs. Liberty, Sep. 16, 2023 |
| Punts Inside 20 Yards | 3 | 4x, last vs. Jacksonville St., Aug. 28, 2025 |

College Path

| Season | Class | School |
|--------|-----------|------------|
| 2025 | R-Junior | UCF |
| 2024 | Junior | Ohio State |
| 2023 | Sophomore | Buffalo |
| 2022 | Freshman | Buffalo |

Did You Know?

Major: Integrative Studies
Favorite Athlete: Shai Gilgeous Alexander
Favorite Pro Team: Pittsburgh Steelers
Favorite Food: Pizza

Favorite Music Artist: Drake
Favorite Sport (besides football): Basketball
Hidden Talent: Plays clarinet
Fun Fact: Played basketball and soccer growing up

