

# 2025 GAME NOTES

# CINCINNATI / FOOTBALL

GAME  
6

CINCINNATI

CINCINNATI BEARCATS

4-1 • 2-0 BIG 12



UCF KNIGHTS

3-2 • 0-2 BIG 12

KNIGHTS

SATURDAY, OCT. 11, 2025 • 12 PM ET • CARSON FIELD AT HISTORIC NIPPERT STADIUM • CINCINNATI, OHIO

## THE STRONG SHALL REIGN

### 2025 SCHEDULE

DATE	OPPONENT (TV)	RESULT/TIME (ET)
Aug. 28	vs. Nebraska^ (ESPN)	L, 17-20
SEPT. 6	BOWLING GREEN (ESPN+)	W, 34-20
SEPT. 13	NORTHWESTERN STATE (ESPN+)	W, 70-0
Sept. 27	at Kansas* (TNT/truTV/HBO Max)	W, 37-34
OCT. 4	#14/12 IOWA STATE* (ESPN2)	W, 38-30
OCT. 11	UCF* (FS1)	NOON
Oct. 18	at Oklahoma State* (ESPN2)	8:00 p.m.
OCT. 25	BAYLOR*	TBA
Nov. 1	at Utah*	TBA
NOV. 15	ARIZONA*	TBA
NOV. 22	BYU*	TBA
Nov. 29	at TCU*	TBA

All times ET. Home in **BOLD CAPS**, played at Nippert Stadium

\* - Big 12 Conference game; ^ - GEHA Field (Kansas City)

### ON THE AIR

#### TV: FS1

Play-by-Play ..... Dan Hellie  
Analyst ..... Petros Papadakis

#### RADIO: BEARCATS SPORTS NETWORK

Play-by-Play ..... Dan Hoard  
Analyst ..... Jim Kelly Jr.  
Sideline ..... Tony Pike  
Host/Engineer ..... Mo Egger  
Local: 700 WLW

Satellite: SiriusXM 139 or 198 and on the SiriusXM App

App: iHeart Radio App and The Varsity Network: Search "Cincinnati"

**LIVE STATS:** Cincinnati.StatBroadcast.com

### TABLE OF CONTENTS

Quick Hits.....	1
Media Information.....	2
Matchup Information.....	3
Game Notes.....	4-10
Nippert Stadium/Indoor Practice Facility .....	11-12
Rosters.....	13-14
Depth Chart/Pronunciations.....	15
Head Coach Scott Satterfield .....	16-17
Assistant Coaches/Support Staff .....	18
Player Capsules.....	19-29
Starter Information .....	30
Last Time It Happened.....	31
Single-Game Records.....	32
Game Capsules.....	33-34
Statistics.....	35-46
Scoring Drives/Long Plays.....	47
Record Book.....	48-59



#### RV/RV CINCINNATI BEARCATS

Head Coach Scott Satterfield

Record at Cincinnati 12-17 (.414, 3rd Year)

Overall Record 88-65 (.575, 13th Year)



#### UCF KNIGHTS

Head Coach Scott Frost

Record at School 22-9 (.710, 1st Yr back, 3rd Overall)

Overall Record 38-40 (.487, 8th Year)

#### GAME INFORMATION

Facility Carson Field at Historic Nippert Stadium

Capacity 38,007

TV FS1

Radio 700 WLW | SiriusXM 139 or 199 and on the SiriusXM App

Series Record The series is tied 5-5

Home/Away/Neutral 3-2/2-3/0-0

Last Meeting Cincinnati won 19-13 in 2024 in Orlando

Series Streak W1

#### LED BY SORSBY, GOLDAY, CINCINNATI LOOKS TO CONTINUE WIN STREAK

- The Cincinnati football team, on the brink of the Top 25 - receiving the 26th most votes in this week's AP poll, will look to extend its win streak to five games when it welcomes UCF on Saturday at 12 p.m. ET inside Historic Nippert Stadium.
- Following a 38-30 victory over No. 14/12 Iowa State, the Bearcats improved to 2-0 in the Big 12.
- The Knights bring a 3-2 overall record and 0-2 mark in the league following losses to Kansas and Kansas State.
- Led by the nation's top-rated QB, according to Pro Football Focus, Brendan Sorsby, and buoyed by the return of All-America DT Dontay "The Godfather" Corleone, the Bearcats jumped out to a 31-7 lead and tallied 342 yards of offense in the first half against the Cyclones before using timely defensive stops and an 82-yard 4Q TD pass from Sorsby to Caleb Goodie to secure the victory.
- The win marked the highest ranked opponent to lose inside Nippert Stadium since No. 7 Rutgers fell 30-11 on Nov. 18, 2006.
- The Knights are led by head coach Scott Frost, who guided UCF to a 13-0 record in 2017 before taking the Nebraska job.
- UCF is coming off a 27-20 loss to Kansas in which it held Jayhawks QB Jalon Daniels to zero touchdowns, but failed to score themselves in the second half. The Knights are allowing only 305 yards per game (No. 5 in Big 12) and former Bearcat Myles Montgomery leads UCF in rushing (75.6 ypg, fifth in Big 12). UCF has not allowed a point in the first quarter this season.

#### SORSBY IS PFF'S HIGHEST-RATED QUARTERBACK THIS SEASON

- Sorsby, a Denton, Texas native, remains the nation's highest-rated quarterback per Pro Football Focus (91.1).
- He has 17 total TDs (12 passing, five rushing) against just one turnover - on the final play of the Nebraska game in the opener.
- He is a two-time Big 12 Offensive Player of the Week and ranks fifth nationally and No. 1 in the Big 12 in Total QBR (87.6).
- This season, he has a five-touchdown first quarter vs. Northwestern State, a game-winning come-from-behind TD drive on the road at Kansas, the nation's highest single-game QBR this year (99.8, NW ST), two 300-yard games and four three-total-TD games.
- Over the last four games**, Sorsby has been red-hot, completing 74 of 107 passes (69%) for 1,188 yards and 12 TD with zero picks. He has rushed for 195 yards on 31 carries (6.3 ypc) with three scores on the ground.
- At home in 2025:** Sorsby has completed 45 of 64 passes for 800 yards and 10 TDs with no turnovers. He has added 143 yards on 18 carries (7.9 ypc) with three TDs on the ground, as well.
- Over nine games at Nippert Stadium in his career:** Sorsby has completed 170 of 249 passes for 2,314 yards and 18 TDs with three INTs in 2024 and 2025. He has rushed for 319 yards and 10 touchdowns at Nippert Stadium.

#### NIPPERT STADIUM: OUR HISTORIC HOME

- UC has played at the same site since 1901, making Carson Field the second-oldest playing site in the nation for college football - behind only Penn's Franklin Field. Arch Carson, as team captain, helped start football at UC in 1885 and in 1901 as physical director at UC, he led the construction of the field. In 1915, brick and concrete structure replaced wooden stands.
- On Nov. 8, 1924, the completed stadium was dedicated as James Gamble Nippert Memorial Stadium with a capacity of 12,000.
- The stadium was named in honor of team captain Jimmy Nippert who died a month after sustaining a spike wound injury during the season-ending clash with Miami (Ohio). His grandfather, James N. Gamble of Procter and Gamble funded the completion.
- Today, Nippert Stadium holds just over 38,000 seats, features more than 1,000 club-level seats and over 50 suites, and sits as a bowl below the surface at the center of campus. The "Wrigley Field of college football" provides a unique homefield advantage.
- Since the start of 2015, Cincinnati is 48-19 (72%) at Nippert Stadium and 92-31 (75%) since 2000.
- The Bearcats boast an all-time record of 363-200-13 (.641) at Nippert Stadium since its dedication on Nov. 8, 1924.
- Cincinnati, which started playing football in 1885, is in its 138th season and owns an all-time record of 671-616-50 (.521).

#### GOLDAY LEADS DEFENSE, HAVING ALL-AMERICA CALIBER SEASON

- LB Jake Golday has been playing at an All-America level this season. He collected his second Big 12 Defensive Player of the Week honor following his 13-tackle, one FF, one PBU, one TFL performance in the win over Iowa State.
- The Central Arkansas transfer leads the Big 12 and ranks 13th nationally with 9.8 tackles per game.

#### NEWS AND NOTES

- Led by four-year starter and three-year captain center Gavin Gerhardt, the Bearcats have allowed just one sack (T-1st nationally). The offensive line was named the Big 12 O-Line of the Week for a third time following the ISU victory.
- UC brought in 39 new scholarship players in 2025, including 21 transfers.
- Cincinnati ranks No. 2 in the country in yards per play (8.05) and yards per rush (6.58).
- K Stephen Rusnak has made 18 straight FGs and is 7 for 7 in 2025 after making all 11 of his tries at Charlotte in 2024. He is the only kicker in the country to be perfect in 2024 and 2025. He was named Big 12 Special Teams POTW after the KU win.
- Sorsby, Corleone, Gerhardt and seventh-year CB Logan Wilson are Cincinnati's captains this season. Corleone and Gerhardt are the just the third and fourth players to be named three-time team captains in school history.
- The Bearcats rank second in the Big 12 in scoring (39.2) and third in total offense (478.4).
- RB Evan Pryor ranks fourth in the country in yards per carry average (9.1). He is second in the Big 12 behind only UCF's Jalen Dixon (12.1). He had two TDs versus Iowa State. Pryor has five TDs of 30+ yards in his two-year career with the Bearcats.
- RB Tawee Walker is the Big 12's third-highest graded RB per PFF (78.4)
- Evan Tengesdahl (74.2) and Taran Tyo (70.2) both rank among the top six best guards in the league per PFF.
- S Antwan Peek Jr. (90.4) is the nation's third-highest rated safety. Golday is third-best in Big 12 (81.9)

## GET CONNECTED:

GoBears  
GoBearsFootballGoBears  
GoBearsFB / CoachSattUCGoBears  
GoBearsFB

The University of Cincinnati Athletics Communications and Strategic Brand Engagement Office is ready to assist you in to make the experience of covering UC Athletics productive and rewarding.

**Richard E. Lindner Center • Suite 860**  
**2751 O'Varsity Way • Cincinnati, OH 45221-0021**

SID Phone ..... 513-556-5191  
Press Box Phone ..... 513-556-1010  
Website ..... GoBEARCATS.com

Zach Stipe (Coach Satterfield) Associate AD/Comms. & SBE  
865-244-6119 ..... stipezd@ucmail.uc.edu  
David Cohen (Players) ..... Director, SBE  
817-739-6585 ..... cohend3@ucmail.uc.edu  
Chris Cullum (Secondary) ..... Director, SBE  
630-220-4147 ..... cullumcm@ucmail.uc.edu

## ON THE WEB

Information on the University of Cincinnati football team is available at [www.GoBEARCATS.com](http://www.GoBEARCATS.com). To receive the UC updates via email, please send a request to Zach Stipe ([stipezd@ucmail.uc.edu](mailto:stipezd@ucmail.uc.edu)), Chris Cullum ([cullumcm@ucmail.uc.edu](mailto:cullumcm@ucmail.uc.edu)) or David Cohen ([cohend3@ucmail.uc.edu](mailto:cohend3@ucmail.uc.edu)).

## PRACTICES

During a typical Saturday game week, media may interview players and coaches immediately following practice on Tuesday. Practice is generally closed to the public. Anyone hoping to observe practice should contact UC Athletics Communications in advance. Failure to do so may result in an individual's removal from the venue. During regular-season practices, unless otherwise noted, still and television photographers will be allowed to shoot stretching and select periods.

## PRESS BOX SERVICES

All media members will be provided with access to game notes via GoBEARCATS.com. At the quarter breaks and halftime, quickie stats and drive charts will be printed and distributed via email. Following the game, a complete post-game statistics package will be distributed via email and will contain a scoring summary, final team statistics, final individual statistics, complete play-by-play, drive charts for both halves, halftime statistics, defensive statistics, substitution chart, postgame quotes from both head coaches and players and postgame notes.

## LIVE STATS

Live in-game statistics will be available via StatBroadcast.

## INTERNET

Wireless Internet is available in the press box at Nippert Stadium. Members of the Athletics Communications staff will be available to assist you. There is no access fee.

## WEEKLY MEDIA AVAILABILITY

Head Coach Scott Satterfield will be available to the media every Tuesday at noon ET during the season with the exception of UC's bye weeks. The press conference is streamed live on ESPN+ and @GoBears on Twitter. Players will be made available at the discretion of the coaching staff.

## MEDIA CREDENTIALS

Requests for official working media credentials should be directed to the UC Sports Communications Office. All requests should be received no later than noon, four days prior to the game. Visit the football page at GoBEARCATS.com to request credentials online.

Season credentials will be available for pickup prior to the first game. Credentials may be picked up on gameday at the media will call located at the TUC.

On gameday, media should park in Clifton Court Garage and enter Nippert Stadium through Gate J.

Please contact Zach Stipe for any UC Football credential needs.

## SCOUTING PASSES

Professional scouts may obtain credentials through UC's Athletics Communications Office. Scouts will be issued seating in the press box on a space-available basis.

## SIDELINE PASSES

The University of Cincinnati follows NCAA guidelines regarding media representatives on the sidelines. Photographers and videographers are permitted to shoot between the 25-yard lines and the goal lines on both sidelines and behind the restraining line in the end zone.

## SCOTT SATTERFIELD RADIO SHOW

The hour-long program with Coach Satterfield, Dan Hoard and Jim Kelly Jr. will air weekly on Tuesdays from 8-9 p.m. ET on WCKY and 700 WLW AM this season. Fans can listen online at [iheart.com](http://iheart.com) and through 700 WLW's iHeartRadio app. For those who can't catch the program live, a podcast of the weekly program will be made available free of charge on 700WLW.com.

## MOBILE APP

The Cincinnati Bearcats app for iPhone, iPad and Android devices offers fans a wide variety of information on the Bearcats — home and away. The free app is available in the App Store and Google Play.

## 2025 QUICK FACTS

### GENERAL INFORMATION

Location: Cincinnati, Ohio 45221  
Founded: 1819  
Enrollment: 54,000+ (Fall 2025)  
Conference: Big 12  
Nickname: Bearcats  
Colors: Red (PMS 186) and Black  
Home Field: Nippert Stadium  
Surface/Capacity: Motz 24/7 Field System/38,088  
President: Neville G. Pinto, PhD  
Director of Athletics: John Cunningham  
Faculty Representative: Brian Hatch, PhD

### HISTORY

First Year of Football: 1885  
All-Time Record: 671-616-50  
All-Time Bowl Record: 10-12  
Last Bowl: 2022 Wasabi Fenway Bowl  
Last Bowl Opponent: Louisville (L, 7-24)

### 2025 TEAM INFORMATION

Basic Offense: Multiple  
Basic Defense: Multiple  
Letterwinners Returning/Lost: 30/31  
Starters Returning/Lost: 9/16  
O | D | ST: 4/7 | 5/6 | 0/3

### 2024 INFORMATION

Overall Record: 5-7  
Home/Road/Neutral: 3-3/2-4/0-0  
Big 12 Record: 3-6  
Final Ranking: NR

### COACHING STAFF

Head Coach: Scott Satterfield  
Alma Mater: Appalachian State '96  
Record at UC/Years: 12-17/3  
Career Record/Years: 88-65/13  
Twitter: @CoachSattUC  
Best time to reach coach: Contact SID

Defensive Coordinator/Safeties: Tyson Viedt  
Offensive Coordinator/WRs: Brad Glenn  
Co-Defensive Coordinator/Linebackers: Cortney Braswell  
Assistant Coaches: Adam Braithwaite (STARS), Nic Cardwell (OL), Sean Dawkins (RB), Eddie Hicks (CB), Josh Stepp (TE), Walter Stewart (DL), Pete Thomas (QB), Luke Paschall (ST), Vijay Stingley (IWR), Chris Canada (Asst. QB), Tim Conner (Asst. ST), Grant Gourley (Asst. CB), Josh Runda (Asst. S), David Flores (Asst. OL), Roger Carter (Asst. RB), Theo Lemon (Asst. DL), Jacob Brandon (Asst. LB)  
Director of FB Sports Performance: Niko Palazeti  
Chief Of Staff: Brad Wittke  
General Manager: Zach Grant  
Senior Advisor to the Head Coach: Robern Nunn

**collegepressbox**  
SINCE 2005 EVERYTHING BUT THE PREGAME MEAL

collegepressbox is the official media website for Division I football. Access and download game notes, quotes, statistics, media guides, headshots, logos and more for all FBS schools, conferences, postseason games, awards and the College Football Playoff. For access, please register for an account at [collegepressbox.com/register](http://collegepressbox.com/register).

# 2025 CINCINNATI FOOTBALL

## OPPONENT INFORMATION

**HEAD COACH:** Scott Frost

**RECORD AT SCHOOL:** 22-9 (.710, 1st Yr back, 3rd Overall)

**CONFERENCE:** Big 12

**2025 RECORD:** 3-2, 0-2 Big 12

**2024 POSTSEASON:** N/A



## SERIES INFORMATION

**Series Record** ..... Tied, 5-5

**At Cincinnati**..... Cincinnati leads 3-2

**At UCF** ..... UCF leads, 3-2

**At Neutral Sites** ..... N/A

**Most UC points** ..... 56 (2021)

**Most UCF points** ..... 51 (2017)

**Combined points**..... 77, 2021

**Biggest UC win**..... 52-7 (2015)

**Biggest UCF win** ..... 38-13 (2018)

## GAME-BY-GAME

Year	Site	Score	Winner
2015	Cincinnati	52-7	Cincinnati
2016	UCF	3-24	UCF
2017	Cincinnati	23-51	UCF
2018	UCF	13-38	UCF
2019	Cincinnati	27-24	Cincinnati
2020	UCF	36-33	Cincinnati
2021	Cincinnati	56-21	Cincinnati
2022	UCF	21-25	UCF
2023	Cincinnati	26-28	UCF
2024	UCF	19-13	Cincinnati

## LAST TIME VS. IOWA STATE

at UCF

**October 12, 2024**  
ORLANDO, FLA.

	1	2	3	4	F
UCF	0	3	7	3	13
Cincinnati	3	7	3	6	19

	CIN	UCF
FIRST DOWNS .....	19	19
RUSHES-YARDS (NET) .....	32-97	40-196
PASSING YDS (NET).....	241	201
Passes Att-Comp-Int.....	25-38-2	14-25-0
TOTAL OFFENSE PLAYS-YARDS .....	70-338	65-397
Fumble Returns-Yards.....	0-0	0-0
Punt Returns-Yards.....	1-11	1-0
Kickoff Returns-Yards.....	0-0	2-33
Interception Returns-Yards .....	0-0	2-3
Punts (Number-Avg).....	3-43.7	3-46.3
Fumbles-Lost.....	0-0	3-2
Penalties-Yards.....	6-33	10-75
Possession Time.....	33:44	26:16
Third-Down Conversions.....	9 of 16	5 of 13
Fourth-Down Conversions .....	1 of 1	2 of 3
Red-Zone Scores-Chances.....	3-5	3-3
Sacks By: Number-Yards.....	4-32	2-13

**RUSHING:** Cincinnati- KINER, Corey 17-83; JACKSON JR., Barry 1-5; SORSBY, Brendan 9-4; COVEY, Manny, 1-4; PRYOR, Evan 4-1  
UCF- HARVEY, RJ 17-94; BROWN, Jacurri 16-84; MONTGOMERY, Myles 3-10; COLSON, EJ 3-6; RICHARDSON, Johnny 1-2

**PASSING:** Cincinnati- SORSBY, Brendan 25-38-2-241  
UCF- BROWN, Jacurri 13-20-0-207; COLSON, EJ 1-4-0-(-6); TEAM 0-1-0-0

**RECEIVING:** Cincinnati- ROYER, Joe 8-84; JOHNSON, Tony 8-76; MAYES, Jamoi 4-27; HENDERSON, Xzavier 2-21; COVEY, Manny 1-12; JACKSON JR., Barry 1-12; KINER, Corey 1-9  
UCF- HUDSON, Kobe 7-114; HARVEY, RJ 2-31; JOHNSON, Ja'varrius 2-14; MAGWOOD, Chauncey 1-34; JONES, Jacoby 1-14; RICHARDSON, Johnny 1(-6)

## RECORD UNDER SATTERFIELD

	AT UC	STREAK
Overall	12-17	W4
Home	7-9	W3
Road	5-7	W1
Neutral	0-1	L1
Conference	5-14	W2
Home	3-7	W1
Road	3-7	W1
Neutral	0-0	
Non-Conference	6-3	W3
Home	2-2	W1
Road	3-0	W3
Neutral	0-1	L1
Postseason		
Home	0-0	
Away	0-0	
Neutral	0-0	

## THE MATCH UP

### CINCINNATI (4-1, 2-0 BIG 12)

TEAM STATISTICS	CIN	OPP
Points/Game	39.2	20.8
First Downs	110	105
Rushing/Game	205.2	115.8
Passing/Game	273.2	262.0
Total Offense/Game	478.4	377.8
Fumbles-Lost	5-3	8-2
Pen./Yds per Game	37-333	25-846
Time of Possession	24:45	33:15

### INDIVIDUAL LEADERS

RUSHING	Att	Net	Avg	TD	YPG
Walker	56	322	5.6	3	62.6
Pryor	33	305	9.1	2	60.2

PASSING	C-A-I	Pct.	Yds	TD	YPG
Sorsby	87-132-1	65.9	1257	12	251.4

RECEIVING	Rec	Yds	Avg	TD	YPG
Allen	26	295	11.3	5	59.0
Goodie	15	334	22.3	2	66.8

DEFENSE	U-A-TT	TFL	Sck.	Int.	PBU
Golday	21-27-48	3.0	3.0	0	1
Harrison	16-11-27	1.5	0.0	0	2

### UCF (3-2, 0-2 Big 12)

TEAM STATISTICS	UCF	OPP
Points/Game	31.8	17.4
First Downs	100	81
Rushing/Game	202.2	155.0
Passing/Game	222.8	150.8
Total Offense/Game	425.0	305.8
Fumbles-Lost	7-3	5-2
Pen./Yds per Game	34-265	29-235
Time of Possession	29:28	30:32

### INDIVIDUAL LEADERS

RUSHING	Att	Net	Avg	TD	YPG
Montgomery	73	378	5.2	3	75.6
Nixon	23	282	12.4	4	57.2

PASSING	C-A-I	Pct.	Yds	TD	YPG
Jackson	80-124-1	64.5	906	3	181.2

RECEIVING	Rec	Yds	Avg	TD	YPG
Thomas Jr.	21	245	11.7	0	49.0
Fox	13	118	9.1	1	23.6

DEFENSE	U-A-TT	TFL	Sck.	Int.	PBU
Carter	20-12-32	2.0	1.0	0	0
Dunnam	19-9-28	1.0	0.0	0	0

### 2025 NCAA TEAM RANKINGS

CATEGORY	CIN	UCF
Total Offense	15	46
Rushing Offense	29	32
Passing Offense	32	73
Team Passing Efficiency	11	83
Scoring Offense	17	26
Total Defense	82	28
Rushing Defense	41	84
Passing Yards Allowed	118	15
Team Passing Effic. Def.	122	26
Scoring Defense	46	28
Turnover Margin	91	46
3rd Down Conversion Pct	91	103
4th Down Conversion Pct	12	24
3rd Down Conversion Pct Def.	33	28
4th Down Conversion Pct Def.	86	99
Red Zone Offense	1	54
Red Zone Defense	26	35
Net Punting	2	99
Punt Returns	117	48
Kickoff Returns	24	10
First Downs Offense	64	92
First Downs Defense	76	24
Fewest Penalties Per Game	105	82
Time of Possession	133	73

## 2025 CINCINNATI FOOTBALL

### PRESEASON ALL-AMERICAN

A two-time All-American, "The Godfather" earned his third consecutive all-conference nod last season, collecting First Team All-Big 12 honors. He logged 26 tackles, 5.0 tackles for loss, and 3.5 sacks while overcoming a difficult offseason that saw him sidelined with blood clots for three months. Corleone returned to action on Sept. 3 last year and made an immediate impact.



### SINCE 1901 AND 1915

- Nippert Stadium has been the Bearcats playing site since 1901 and the stadium underwent construction in 1915, making it one of the oldest active stadiums in the NCAA FBS. Penn's Franklin Field (1895) takes the honor as the oldest playing site and stadium in Division I.

#### OLDEST FBS STADIUMS

YEAR	STADIUM	TEAM
1913	Bobby Dodd	Georgia Tech
1914	Davis Wade	Mississippi State
1915	Nippert	Cincinnati
	Vaught-Hemingway	Ole Miss
1917	Camp Randall	Wisconsin

#### OLDEST FBS PLAYING SITES

YEAR	SITE	TEAM
1901	Nippert Stadium	Cincinnati
1904	Kyle Field	Texas A&M

### BEARCATS IN THE PROS

20 former UC players are on active NFL rosters.

#### NATIONAL FOOTBALL LEAGUE

PLAYER	TEAM	POS.
Jared Bartlett*	Arizona Cardinals	LB
Josiah Deguara*	Arizona Cardinals	TE
Emory Jones^	Atlanta Falcons	QB
Jerome Ford	Cleveland Browns	RB
Josh Whyle*	Green Bay Packers	TE
John Williams^	Green Bay Packers	OL
Alec Pierce	Indianapolis Colts	WR
Bryan Cook	Kansas City Chiefs	S
Travis Kelce	Kansas City Chiefs	TE
Tre Tucker	Las Vegas Raiders	WR
Corey Kiner*	Minnesota Vikings	RB
Ivan Pace Jr.	Minnesota Vikings	ILB
Eric Wilson	Minnesota Vikings	ILB
James Hudson III	New York Giants	OT
Jowon Briggs	New York Jets	DT
Sauce Gardner	New York Jets	CB
Coby Bryant	Seattle Seahawks	CB
Derrick Canteen*	San Francisco 49ers	CB
Lorenz Metz*	Tampa Bay Buccaneers	OT
Chris Moore*	Washington Commanders	WR

\* Practice Squad | ^ Injured Reserve | As of Oct. 6

### 2025 HONORS AND AWARDS

#### Cyrus Allen

PFF Big 12 Team of the Week (Week 5)

#### Deondre Buford

Big 12 Offensive Line of the Week (Week 2)  
Big 12 Offensive Line of the Week (Week 5)  
Big 12 Offensive Line of the Week (Week 6)

#### Jeff Caldwell

Bruce Feldman's "Freaks" List

#### Dontay Corleone

Walter Camp Preseason Second Team All-American  
Phil Steele Preseason All-American  
Bronko Nagurski Trophy Watch List  
Outland Trophy Watch List  
Bednarik Trophy Watch List  
Bruce Feldman's "Freaks" List  
Panini Senior Bowl 300 Watch List

#### Joe Cotton

Big 12 Offensive Line of the Week (Week 2)  
Big 12 Offensive Line of the Week (Week 5)  
Big 12 Offensive Line of the Week (Week 6)  
PFF Big 12 Team of the Week (Week 6)

#### Max Fletcher

Ray Guy Award "Ray's 8" (Week 5)

#### Gavin Gerhardt

Big 12 Offensive Line of the Week (Week 2)  
Big 12 Offensive Line of the Week (Week 5)  
Big 12 Offensive Line of the Week (Week 6)  
Rimington Award Watch List  
Allstate Good Works Watch List  
Wuerffel Trophy Watch List

#### Jake Golday

Senior Bowl Defensive Player of the Week (Week 6)  
Big 12 Defensive Player of the Week (Week 1)  
Big 12 Defensive Player of the Week (Week 6)  
PFF Big 12 Team of the Week (Week 6)  
Bruce Feldman's "Freaks" List  
Panini Senior Bowl 300 Watch List

#### Joe Royer

Mackey Award Watch List  
Panini Senior Bowl 300 Watch List

#### Stephen Rusnak

Big 12 Special Teams Player of the Week (Week 5)

#### Brendan Sorsby

PFF Big 12 Team of the Week (Week 3)  
PFF Big 12 Team of the Week (Week 5)  
Big 12 Offensive Player of the Week (Week 3)  
Big 12 Offensive Player of the Week (Week 5)  
Manning Award Star of the Week (Week 5)  
Earl Campbell Tyler Rose Player of the Week (Week 6)  
Davey O'Brien Award Watch List  
Maxwell Award Watch List  
Manning Award Watch List  
Johnny Unitas Golden Arm Award Watch List  
Earl Campbell Tyler Rose Award Watch List

#### Evan Tengesdahl

Big 12 Offensive Line of the Week (Week 2)  
Big 12 Offensive Line of the Week (Week 5)  
Big 12 Offensive Line of the Week (Week 6)

#### Jonathan Thompson

PFF Big 12 Team of the Week (Week 1)

#### Taran Tyo

Big 12 Offensive Line of the Week (Week 2)  
Big 12 Offensive Line of the Week (Week 5)  
Big 12 Offensive Line of the Week (Week 6)  
PFF Big 12 Team of the Week (Week 6)

#### Xavier Williams

PFF Big 12 Team of the Week (Week 1)

### DOUBLE DUTY

UC radio voice Dan Hoard also serves as the PxP man for the Cincinnati Bengals, making him the only broadcaster in the country to handle radio PxP duties for an NCAA FBS and NFL team. Hoard, entering his 26th season covering Cincinnati Football, will call games alongside Jim Kelly Jr., who is entering his 35th season calling UC Football. ESPN CFB commentators Wes Durham (Atlanta), Dave Pasch (Arizona) and Bob Wischusen (NY Jets) are NFL radio voices.

Hoard received the Marty Glickman Award for Leadership in Sports Media from Syracuse University's Newhouse School of Public Communications on Nov. 20. Previous winners of the award include Mike Tirico, Bob Costas, Sean McDonough, Beth Mowins, Ian Eagle, Marv Albert, and Dick Stockton.

### TRIO OF HALL-OF-FAMERS ON RADIO TEAM

In addition to Hoard's NFL distinction, he is one-third of Cincinnati's Athletics Hall of Fame trio on the airwaves.

Hoard (2019) is flanked by Jim Kelly Jr. (2017), a standout receiver for the Bearcats from 1973-75 who is entering his 35th year as the color commentator. His father, Jim Sr., is the namesake of Cincinnati's Hall of Fame as well. He was a former player, longtime assistant coach and athletics administrator.

Tony Pike, best known as UC's quarterback for its 2008 and 2009 BCS Bowl teams, was surprised by Athletics Director John Cunningham during an interview on his show this summer with the news of his induction this fall.



## DO WE HAVE YOUR VOTE?

- Following its 38-30 win vs. No. 14/12 Iowa State, Cincinnati received votes in both the AP and coaches polls on Sunday.
- UC's 129 votes in the AP poll weren't far behind No. 25 Florida State (147) and its 70 votes in the coaches poll effectively put the team at No. 28 in the rankings.
- The last time Cincinnati received votes in the AP poll was last season following the 24-14 victory vs. Arizona State. The last time UC was ranked in the AP poll was Nov. 20, 2022 when it was No. 21.
- The Bearcats last received votes in the coaches poll on Oct. 27 of last season, and they were last ranked in the coaches poll on Nov. 20, 2022 at No. 21.

## WE MEET AGAIN

- This Saturday's matchup vs. UCF will be another chapter in the rivalry between two former Group of Five darlings.
- The all-time series is tied at 5-5, following last year's 19-13 win in Orlando.
- Five of the last six meetings have been decided by seven points or fewer.
- The Knights won 25 straight games and two AAC titles in 2017 and 2018. Cincinnati actually handed UCF its first AAC loss in three years in a historic 27-24 Friday night win 2019 which propelled the Bearcats to back-to-back league titles and AP Top 10 finishes in 2020 and 2021.
- The 2019 win was the coming out party for true freshman cornerback Ahmad "Sauce" Gardner, who had a pick-six in the game that sparked the victory.

## BEARCATS TOP NO. 14/12 CYCLONES

- Cincinnati captured its biggest win of the Scott Satterfield era on Saturday with a 38-30 victory vs. Iowa State.
- This marked Cincinnati's highest ranked home win since beating No. 7 Rutgers, 30-11, on Nov. 18, 2006.
- It was also the Bearcats' first top-15 win since No. 9 Notre Dame on the road in 2021.
- It was head coach Scott Satterfield's fourth win against a ranked team as an FBS head coach and his first at UC. He won three games against ranked opponents while at Louisville: Nov. 29, 2022 vs. No. 10 Wake Forest; Nov. 19, 2022 vs. NC State; and Oct. 12, 2019 at No. 19 Wake Forest.
- Cincinnati rushed for a season-high 260 yards, its 17th game with 200-plus yards under Scott Satterfield. The Bearcats also ran for 287, their 2024 season-high, last year in Ames.
- UC opened the game with five straight scoring drives, the second time this year it has done that. They scored on their first seven drives vs. Northwestern State.
- The Bearcats stopped the Cyclones on fourth down three times, the first time they've thwarted an opponent at least three times on fourth down in a game since Sept. 24, 2022 vs. Indiana.

## OFFENSIVE OUTBURSTS

- Cincinnati's offense has been firing on all cylinders the last few games, and its offensive output has been among the best in the country this year.
- UC ranks second in the nation in yards per play (8.05), 15th nationally in total offense (478.4), and 17th nationally in scoring offense (39.2).
- Against Iowa State this past Saturday, Cincinnati rushed for a season-high 260 yards, its 17th game with 200-plus yards under Scott Satterfield. The Bearcats also ran for 287, their 2024 season-high, last year in Ames.
- The Bearcats have strung together three straight strong offensive performances starting with the 70-0 win vs. Northwestern State on Sept. 13.
- UC posted 605 yards of offense vs. the Demons and 603 vs. Kansas on Sept. 27, the first back-to-back 600+-yard games since 2015. That year, the Bearcats put up 612 yards of offense in a win vs. UConn and 726 yards in a victory vs. UCF.
- The 605 yards at Kansas were the most for Cincinnati against a Power Four opponent since 2010 vs. Rutgers. That game, the Bearcats' offense put up 661 yards in a 69-38 victory.
- The Bearcats have 34 offensive plays of 20 yards or more

this season. A comprehensive list of big plays can be found on page 47.

## O-LINE EXCELLING IN PASS PROTECTION

- Through the first five games of the season, Cincinnati's offensive line has allowed just one sack.
- Cincinnati, Oregon, and Navy have all allowed just one sack on the season, tying for the nation's lead in fewest sacks allowed.
- The Bearcats have won two Big 12 Offensive Line of the Week awards, the only team to win the award multiple times this year.
- The offensive line is led by fourth-year starter and three-time team captain Gavin Gerhardt (40 career starts) at center. The Bearcats added transfer right guard Taran Tyo (Ball State, All-MAC) and transfer left tackle Joe Cotton (South Dakota, FCS All-American) in the offseason and they have started each game at right guard and left tackle, respectively. Redshirt sophomore Evan Tengesdahl won the opening day left guard job after a strong camp following two seasons as a backup at guard and center. Redshirt senior Deondre Buford (25 career starts) and redshirt junior Ethan Green have both started games at right tackle.

## FUMBLEROOSKII!

- Cincinnati was one of the best teams in the Big 12 last year at getting opponents to put the ball on the ground, and that trend has continued this season.
- The Bearcats have forced six fumbles so far this season with Antwan Peek Jr. (2), Jake Golday, Jaylon White-McClain, Jonathan Thompson, and Christian Harrison all logging forced fumbles. UC's six forced fumbles are tied for second in the conference.
- In the win at Kansas, Antwan Peek Jr. forced his second fumble of the season at Kansas in a critical moment. His forced turnover at the one-yard line turned what would have almost certainly been a KU touchdown into a crucial turnover.
- UC forced a Big 12-leading 14 fumbles last season. The 1.17 per game ranked eighth nationally.
- Peek Jr. forced four of those, tying for eighth in single-season school history. The single-season school record holder in forced fumbles is Peek's father (17) and 2024 UC Athletics Hall of Fame inductee Antwan Peek.

## RANKED OPPONENTS AT NIPPERT

- Cincinnati's win vs. Iowa State on Saturday marked the first home ranked win since 2021, and the first home ranked game entirely since 2023.
- Below is a list of Cincinnati's last 10 home games vs. ranked opponents:

DATE	OPPONENT	SCORE
10/4/25	#14 Iowa State	W, 38-30
9/23/23	#16 Oklahoma	L, 6-20
11/25/22	#19 Tulane	L, 24-27
12/4/21	#16 Houston &	W, 35-20
12/19/20	#20 Tulsa &	W, 27-24
10/4/19	#18 UCF	W, 27-24
10/7/17	#25 UCF	L, 23-51
9/15/16	#6 Houston	L, 16-40
12/5/13	#19 Louisville	L, 24-31
11/17/12	#22 Rutgers	L, 3-10
& AAC Championship Game		

## SHUTOUT TIDBITS

- UC shut out Northwestern State on Sept. 13, 70-0, for the second shutout under Scott Satterfield.
  - The 70-point margin of victory marked a modern-era school record.
  - When Cincinnati shut out Houston last year, it became the first team to shut out a "Power 4" opponent in 2024.
  - It was UC's first shutout since Nov. 3, 2018 vs. Navy and first shutout of a major-conference opponent was in 1995 at Virginia Tech.
  - Below is a list of Cincinnati's last 10 shutouts:
- | DATE    | OPPONENT           | SCORE |
|---------|--------------------|-------|
| 9/13/25 | Northwestern State | 70-0  |
| 9/21/24 | Houston            | 34-0  |
| 11/3/18 | Navy               | 42-0  |

## NUMBERS TO KNOW

# 82

Caleb Goodie's 82-yard touchdown reception on Saturday vs. Iowa State was the longest play of the season for Cincinnati and the longest pass play for the Bearcats since 2015.

# 100%

The Bearcats are 21-for-21 in the red zone (17 touchdowns, 4 field goals) this year, one of nine teams nationally to be perfect in the red zone and the only Big 12 team.

# 8.05

Cincinnati is averaging 8.05 yards per play, which ranks second in the nation behind USC (8.53). The Bearcats and Trojans are the only two teams in the nation to be averaging at least eight yards per play.

# 309.6

Quarterback Brendan Sorsby can do it through the air and on the ground; his 309.6 total yards of offense per game ranks seventh in the country.

# 0

For the fourth time in five games, Cincinnati allowed zero sacks on Saturday vs. Iowa State. UC has allowed just one sack this year, tied with Navy and Oregon for fewest sacks allowed in the nation.



*The Cincinnati football program will honor the memory of teammate Jeremiah Kelly throughout the 2025 season with his initials, "JK," and number, "58," displayed on uniform patches and helmet stickers.*

*Kelly, an early enrollee freshman offensive lineman from Avon, Ohio, tragically passed away on April 22, 2025. Despite his short time on campus, he made a lasting impact on and off the field, and he will forever be remembered as a Bearcat.*

## BRENDAN SORSBY CAREER GAME-BY-GAME

PASSING DATE	OPP.	COMP/ATT	YDS	TD	INT
11/5/22	Penn St.	3/6	8	0	1
*9/2/23	Ohio St.	8/16	58	0	0
9/8/23	Indiana St.	9/16	108	0	0
9/30/23	at Maryland	7/11	84	2	0
10/14/23	at Michigan	6/15	44	0	0
*10/21/23	Rutgers	15/31	126	1	0
*10/28/23	at Penn St.	13/19	269	3	1
*11/3/23	Wisconsin	19/31	186	1	0
*11/11/23	at Illinois	22/33	289	3	1
*11/18/23	Michigan St.	19/34	197	2	0
*11/25/23	at Purdue	17/31	226	3	3
*8/31/24	Towson	22/31	383	2	0
*9/7/24	Pitt	22/38	298	3	0
*9/14/24	at Miami (OH)	24/31	186	1	0
*9/21/24	Houston	12/15	186	2	0
*9/28/24	at Texas Tech	31/45	426	4	1
*10/12/24	at UCF	25/38	241	1	2
*10/19/24	Arizona State	23/31	206	0	1
*10/26/24	at Colorado	16/30	180	2	0
*11/9/24	West Virginia	25/36	279	1	1
*11/16/24	at Iowa State	10/18	66	0	0
*11/23/24	at Kansas State	21/39	200	2	1
*11/30/24	TCU	21/34	160	0	1
*8/28/25	vs. Nebraska	13/25	69	0	1
*9/6/25	Bowling Green	17/24	333	3	0
*9/13/25	Northwestern State	15/15	253	5	0
*9/27/25	at Kansas	29/43	388	2	0
*10/4/25	Iowa State	13/25	214	2	0
TOTALS (CINCINNATI)		336/521	4,070	30	8
TOTALS (OVERALL)		474/764	5,665	45	14

RUSHING DATE	OPP.	ATT	YDS	TD
11/5/22	Penn St.	2	-8	0
*9/2/23	Ohio St.	6	-2	0
9/8/23	Indiana St.	6	28	0
9/30/23	at Maryland	5	25	0
10/14/23	at Michigan	13	30	0
*10/21/23	Rutgers	11	49	1
*10/28/23	at Penn St.	12	-3	0
*11/3/23	Wisconsin	14	8	1
*11/11/23	at Illinois	17	53	2
*11/18/23	Michigan St.	14	44	0
*11/25/23	at Purdue	15	44	0
*8/31/24	Towson	5	5	2
*9/7/24	Pitt	8	-5	0
*9/14/24	at Miami (OH)	7	10	0
*9/21/24	Houston	3	4	1
*9/28/24	at Texas Tech	12	52	0
*10/12/24	at UCF	9	4	1
*10/19/24	Arizona State	7	26	2
*10/26/24	at Colorado	9	48	0
*11/9/24	West Virginia	14	48	1
*11/16/24	at Iowa State	14	143	1
*11/23/24	at Kansas State	6	19	0
*11/30/24	TCU	12	93	1
*8/28/25	vs. Nebraska	13	96	2
*9/6/25	Bowling Green	7	40	1
*9/13/25	Northwestern State	2	39	1
*9/27/25	at Kansas	13	52	0
*10/4/25	Iowa State	9	64	1
TOTALS (CINCINNATI)		149	738	14
TOTALS (OVERALL)		264	1,006	18

2022-23 at Indiana  
\* Starting QB



11/29/14	at Temple	14-0
11/22/14	at UConn	41-0
9/21/13	at Miami (Ohio)	14-0
10/1/11	at Miami (Ohio)	27-0
9/2/06	Eastern Kentucky	31-0
9/16/95	at Virginia Tech	16-0
10/3/92	Kent State	31-0

## WIDE RECEIVER ROOM OVERHAUL PAYING DIVIDENDS

- Brendan Sorsby welcomed tight end Joe Royer back into the fold, but almost every other pass catcher is different from a year ago. The new faces in the wide receiver room have done wonders for the passing attack.
- Senior wide receiver Cyrus Allen leads UC in receptions (26) and touchdowns (5) and ranks second in yards (295). Caleb Goodie has posted three straight strong games and leads UC with 334 receiving yards, and senior Jeff Caldwell has caught 13 passes for 220 yards and a TD.
- Allen (77.8) and Caldwell (75.6) are two of the top six rated receivers in the Big 12 according to PFF.
- In total, 74 of the 93 receptions logged by Bearcats this season are from players new to the roster in 2025.

## QB1: BRENDAN SORSBY

- Redshirt junior quarterback Brendan Sorsby has taken a leap forward this season and positioned himself as one of the best dual-threat quarterbacks in the country. He has completed 87-of-132 passes (65.9%) for 1,257 yards and 12 touchdowns to just one interception. He also has 291 rushing yards and five rushing TDs.
- He ranks third in the nation in points responsible for per game (20.4), seventh in total offense (309.6), 11th in passing efficiency (174.4), 11th in yards per completion (14.45), and 14th in passing touchdowns (12).
- The Denton, Texas native is also PFF's highest-graded quarterback (91.1) and the No. 5 quarterback according to ESPN's Total QBR (87.6).
- His 82-yard touchdown pass to Caleb Goodie that sealed the Iowa State victory was the longest pass by a UC quarterback since Gunner Kiel in 2015.
- He has gotten the job done on the ground as well, leading all Big 12 quarterbacks in rushing yards (291) and yards per carry (6.61) and ranking among the league leaders with five rushing touchdowns.
- Sorsby tallied three total touchdowns in the win vs. Iowa State, propelling an offense that scored 38 points against a stout Cyclone defense, the most points they have allowed this year.
- Against Kansas, Sorsby threw for 383 yards and two touchdowns, his fourth career 300-yard passing game.
- Sorsby has 17 completions of at least 20 yards over his last three games.
- Against Nebraska in Week 1, Sorsby led UC with 96 rushing yards and two touchdowns. He led the team in rushing for the third time in his Cincinnati career.
- He started all 12 games for Cincinnati last season under center, completing 249-of-389 passes for 2,813 yards and 18 touchdowns while throwing just seven interceptions. His completion percentage (64.0%) was second in school history. Sorsby ranked third in the Big 12 in completion percentage and sixth in pass completions.

## SORSBY'S BIG DAY

- Nobody lit up the field vs. Northwestern State quite like redshirt junior quarterback Brendan Sorsby, who posted eye-popping numbers that earned him Big 12 Offensive Player of the Week honors.
- Sorsby completed 15-of-15 passes for 253 yards and five touchdowns, while also rushing for 39 yards and a TD.
- All five of his passing touchdowns came in the first quarter, setting school records for TD passes in a quarter and half, and making him the fifth FBS quarterback since 1995 to throw five touchdowns in a quarter.
- He became just the fifth FBS quarterback in the last 30 years to finish a game with a perfect completion percentage on at least 15 pass attempts.
- His 99.8 QBR is the second-highest in Big 12 history and the highest by a quarterback in the country this year.
- Sorsby was PFF's highest-graded quarterback in Week 3,

posting a 95.5 grade.

- In addition to Sorsby's five TDs, Brady Lichtenberg and Samaj Jones each threw a touchdown pass to give UC seven for the game, a school-record for team touchdown passes in a game.

## EVEN MORE ON SORSBY

- Sorsby was the only FBS quarterback last season with a 425+ yard passing game and a 125+ yard rushing game. He threw for 426 yards at Texas Tech and rushed for 143 yards at Iowa State.
  - Sorsby's game at Iowa State was one of the most prolific rushing performances by a UC quarterback in school history:
- | PLAYER                | YARDS      | OPPONENT                    |
|-----------------------|------------|-----------------------------|
| Desmond Ridder        | 179        | at SMU (2020)               |
| Albert Johnson        | 177        | at North Texas (1970)       |
| Brig Owens            | 163        | vs. Tulsa (1964)            |
| Chad Plummer          | 153        | vs. Tulsa (1997)            |
| <b>Brendan Sorsby</b> | <b>143</b> | <b>at Iowa State (2024)</b> |
- Sorsby's nine rushing touchdowns led the Bearcats last year and were the third-most ever by a quarterback in program history:
- | PLAYER                | YEAR        | RUSHING TDS |
|-----------------------|-------------|-------------|
| Desmond Ridder        | 2020        | 12          |
| Tony Kapetanias       | 1979        | 11          |
| <b>Brendan Sorsby</b> | <b>2024</b> | <b>9</b>    |
| Zach Collaros         | 2011        | 8           |
| Henry Miller          | 1974        | 8           |
| Albert Johnson        | 1970        | 8           |
- His 426-yard passing performance in Lubbock marked the highest total by a UC quarterback since 2015, as well, and the ninth-highest in Cincinnati history.
  - Sorsby threw his first interception of the season at Texas Tech last year, snapping a streak of 160 consecutive pass attempts without an interception dating back to 2023. He opened the year with 148 straight passes without a pick, the longest streak among FBS QBs last season.
  - Sorsby played two seasons with the Hoosiers and threw for 1,587 yards and 15 touchdowns in 2023. The Denton, Texas native made seven starts at Indiana and added production on the ground as well as through the air. He rushed for 286 yards and four TDs last season, including 151 yards over the final three games of the year.

## LEADING MAN CYRUS ALLEN

- Senior wide receiver Cyrus Allen is Cincinnati's leading receiver in his first year with the program. He has 26 catches for 295 yards and five touchdowns, leading UC in receptions and TDs.
- Allen turned in the best performance of his career at Kansas, catching 11 balls for 128 yards and two touchdowns. It was a career-high reception total and the third multi-TD effort of his career.
- He logged four catches for 59 yards and a touchdown vs. Northwestern State, leading UC in both catches and targets.
- Allen caught both touchdowns vs. Bowling Green, his second career two-touchdown game.
- The former Texas A&M (2024) and Louisiana Tech (2022-23) receiver brought 86 career receptions for 1,547 yards and nine touchdowns into his senior season after joining Cincinnati via the transfer portal.
- During his freshman year at Louisiana Tech, he led all FBS freshmen in scrimmage plays over 30 yards with 10.

## GOOD AS GOLD(AY)

- Redshirt senior linebacker Jake Golday has led UC on defense this year. He leads UC with 36 tackles and ranks 13th nationally with 9.8 tackles per game, and was recently named Big 12 Defensive Player of the Week for the second time this season.
- Golday was electric against Iowa State, collecting 13 tackles, a sack, and a pass breakup in the victory. It was his third game this year with double-digit tackles.
- The Arlington, Tenn. native tied his career high with 14 tackles in the win vs. Bowling Green and added a sack.
- Golday earned Big 12 Defensive Player of the Week honors following his performance vs. Nebraska, leading UC with 12 tackles and a sack.



- In his first season with the Bearcats, Golday fit right in with the team's linebacker corps. He was second on the team with 58 tackles. He was also rated the No. 11 senior in the preseason by The Athletic's Dane Brugler heading into this season.
- He had a breakout game at UCF last year with six tackles, 2.5 TFL, 1.5 sacks, and he also forced and recovered a fumble. He earned the Big 12's Newcomer of the Week Award for his efforts.
- One of the fastest players on the team, Golday was registered a top speed of 22.1 MPH during his first fall camp.
- A transfer from Central Arkansas, in 2023 he posted a team-high 84 tackles as well as 7.0 TFL and 4.5 sacks.

## TOP TARGET JOE ROYER

- Redshirt junior Joe Royer has been rated a first-round pick by Todd McShay, and the third-best tight end by The Athletic's Dane Brugler, for 2026.
- The Cincinnati native caught four passes, one of which was a touchdown, in the win vs. Iowa State.
- Royer caught two passes for 24 yards at Kansas before leaving the game with an injury.
- He caught two touchdown passes in the 70-0 win vs. Northwestern State, the first multi-TD game of his career.
- Royer collected his first career 100-yard receiving game vs. Bowling Green, catching two passes for 104 yards.
- He hauled in a 73-yard catch in the second quarter vs. BGSU, the longest catch of his career and the longest by a Cincinnati tight end since Josiah Deguara's 73-yard reception at East Carolina in 2019. It was also the longest reception by a Big 12 tight end since 2023.
- Last season, Royer ranked second on the team in catches (50) and receiving yards (521) and led all Big 12 tight ends in receptions and yards.
- Royer's 50 catches broke the single-season school record for catches by a tight end. That mark was held by Kansas City Chiefs superstar Travis Kelce, who caught 45 passes for 722 yards in 2012.

### SCHOOL RECORD - SINGLE SEASON TE RECEPTIONS

- | PLAYER         | RECEPTIONS | YEAR |
|----------------|------------|------|
| Joe Royer      | 50         | 2024 |
| Travis Kelce   | 45         | 2012 |
| Joe Koyonack   | 44         | 1990 |
| Kris Bjorson   | 40         | 1991 |
| Josiah Deguara | 39         | 2019 |
- Even when he's not catching passes, Royer is a valuable part of the offense. His 76.4 pass block grade according to PFF ranked fourth among Big 12 tight ends last year.
  - He entered the 2024 season with four career receptions for 24 yards in three seasons at Ohio State. The Cincinnati native (Elder HS) turned heads in his first fall camp as a Bearcat.
  - Royer battled through injuries during his three seasons at Ohio State and was a member of the 2022 team that made it to the College Football Playoff.

## "THE GODFATHER" OF CINCINNATI

- One of the best and most recognizable players on the team, Dontay "The Godfather" Corleone returned to Clifton this season to continue wreaking havoc on opposing offenses.
- After missing the Northwestern State and Kansas games due to injury, Corleone returned against Iowa State and had two tackles vs. the Cyclones.
- Despite battling through health issues last year, Corleone had 26 tackles and 5.0 TFL, 3.5 sacks, and four QB hurries en route to First Team All-Big 12 honors.
- In honor of his leadership and on-field productivity, he was named a semifinalist for the 2024 Jason Witten Man of the Year Award.
- Last year, Corleone battled blood clots for much of the summer. He was sidelined on June 28, 2024 with a non-football medical issue. He was treated for blood clots found in his lungs, discovered after he reported chest discomfort and shortness of breath to the Cincinnati athletic trainers.
- Led by Senior Associate Athletic Director of Sports Medicine Aaron Himmler and team physician Dr. Jon Divine, Cincinnati sports medicine staff, Corleone and

his family met with several physicians and specialists to develop a personal medical plan for the Cincinnati native to return to football activities safely.

- Corleone was cleared to play in games by the Cincinnati Athletics sports medicine staff just five days before the Pitt game on Tuesday, Sept. 3, 2024 when he participated in his first full practice since June.
- Corleone returned to action vs. Pitt, starting the game at defensive tackle and registering six tackles and one tackle for loss.

## JEFF CALDWELL: FUTBOL TO FOOTBALL

- Military enlistment. Eight-inch growth spurt. Family dedication. Those are only a few ways to describe 6-foot-6 wide receiver Jeff Caldwell, one of the top portal pickups for the Bearcats this season.
- After a quiet first game for UC, Caldwell burst onto the scene with five catches for 109 yards and a touchdown vs. Bowling Green, the seventh 100-yard game of his career.
- The former Lindenwood star, a Walter Payton Award finalist last year, was a soccer and basketball player in high school who finally relented to the gridiron after pleas from the coach.
- A four-game senior season due to COVID and a 5-foot-9 stature (that did become 6-foot-4 by that time) limited his exposure, but at least he was getting to play with his brother, Frank.
- The raw talent refined, and he could have left in 2023 after showing signs of promise. He turned down potential NIL opportunities at Power 5 programs to play one more year with his brother.
- Cincinnati, in addition to Brendan Sorsby's DMs, won him over to the Bearcats.

## MAX FLETCHER CONTINUES LEGACY OF AUSTRALIAN PUNTERS AT UC

- Cincinnati ranks second in the nation in net punting (46.21) thanks to the strong leg of Max Fletcher.
- Fletcher has punted 14 times this year and has placed seven inside the 20-yard line while booting seven punts at least 50 yards. His longest punt of the year was a 62-yarder vs. Bowling Green.
- Fletcher unleashed a beautiful punt in the second half against Iowa State, pinning the Cyclones on their own 1-yard line. It was UC's first punt downed at the 1-yard line since last year at UCF.
- This will be the ninth-straight year in which Cincinnati has had an Australian punter, and the resume is thick.
- Max Fletcher was an All-SEC selection at Arkansas in 2023 before electing a redshirt year with Cincinnati to share the sideline with his brother, Mason Fletcher. He was UC's starting punter in Week 1 vs. Nebraska and punted four times for 181 yards, landing two inside the 20-yard line.
- Mason (2021-24) finished second in school history with 44.0 yards per punt over his four-year career. He was an All-American in 2022 following an excellent rookie season in the CFP year.
- The streak began with four-time All-AAC and 2018 All-American James Smith (2017-20).

## FLETCHER'S CHARITY DONATIONS

- Fletcher has taken his challenge as the newest Bearcats punter up a notch by teaming up with Save the Animals Foundation, where he will donate \$20 for every punt he downs inside the 20.

## KICKER RUSNAK EXTENDS STREAK TO 18

- Cincinnati scored a big pickup in the portal with Stephen Rusnak, who was 11-for-11 on field goals for Charlotte last year.
- The left-footed kicker is 7-for-7 this year after making a 38-yarder vs. Iowa State, and is the only kicker in the country to have not missed a field goal since the start of the 2024 season.
- Rusnak was named Big 12 Special Teams Player of the Week following the Kansas game after making three field goals (29, 43, 24), the first UC placekicker to earn a

## WE ARE FAMILY

This year's roster includes a pair of Bearcats who followed in family footsteps to play for UC.

### BROTHER PLAYED AT CINCINNATI

- Jack Dingle - Jacob (DB, 2019-22)

### FATHER PLAYED AT CINCINNATI

- Jack Dingle - Nate (LB, 1990-93)
- Antwan Peek Jr. - Antwan (LB, 1999-02)

Both of those fathers also played in the NFL, and Peek was inducted into UC's Athletics Hall of Fame in 2023.

- Jack Dingle - Father Nate (1995-97)
- Antwan Peek Jr. - Father Antwan Sr. (2003-08)
- Christian Harrison - Father Rodney (1994-08)

## ACADEMIC SUCCESS

- Cincinnati's success in the classroom continued in 2024-25, as the program posted a record 3.48 cumulative GPA during the Spring 2025 semester.
- Incredibly, 100% of former Bearcat football players currently in the NFL have a degree from the University of Cincinnati. Chris Moore and Tyler Scott graduated this summer.
- UC has seven football Academic All-Americans since 2020.

### CINCINNATI FOOTBALL'S ALL-TIME

#### ACADEMIC ALL-AMERICANS

- 1979 — G Edward Koboves (Second Team)
- 1981 — OT Kari Yli-Ranko (First Team)
- 1983 — WR Jason Stargell (Second Team)
- 1989 — P Jeff Jones (Second Team)
- 1990 — DL Kyle Stroh (First Team)
- 1991 — TE Kris Bjorson (First Team)
- 1997 — DL John Joseph Kobalka (First Team)
- 2020 — P James Smith (Second Team)
- 2021 — QB Desmond Ridder (First Team)\*
- 2021 — WR Alec Pierce (First Team)\*
- 2021 — OL Lorenz Metz (Second Team)
- 2021 — S Bryan Cook (Second Team)\*
- 2022 — LB Wilson Huber (Second Team)
- 2024 — OL Luke Kandra (Second Team)

## CINCY AMONG NATION'S BEST SINCE 2018

Since 2018, Cincinnati has captured two AAC Championships, appeared in three conference title games and advanced to five bowls, including the 2020 Peach Bowl and 2021 College Football Playoff, cementing itself as one of the most successful programs in all of college football. Below is a list of the winningest teams since 2018:

TEAM	W-L	WIN %
Ohio State	85-11	88.5%
Georgia	88-13	87.1%
Alabama	87-14	86.1%
Notre Dame	80-18	81.6%
Clemson	81-20	80.2%
Oregon	76-19	79.8%
Michigan	73-20	78.5%
Oklahoma	71-25	74.0%
Boise State	67-26	72.0%
LSU	69-27	71.9%
Penn State	68-27	71.6%
Memphis	68-28	70.8%
<b>CINCINNATI</b>	<b>65-28</b>	<b>69.8%</b>
Appalachian State	66-29	69.5%
Iowa	64-29	68.8%
BYU	64-30	68.1%
Texas	66-31	68.0%

## PERMANENT CAPTAINS

Head coach Scott Satterfield announced four permanent captains for the 2025 season. The four players were selected by their peers:

R-Jr. QB Brendan Sorsby  
R-Sr. DT Dontay Corleone  
R-Sr. OL Gavin Gerhardt  
R-Sr. DB Logan Wilson

Corleone and Gerhardt are now three-time captains.

## 19 CURRENT GRADUATES ON THE TEAM

Nineteen Cincinnati football players have their degree in hand from either UC or their previous institution. Seven are currently pursuing their master's degrees.

- Ben Blevins (master's)
- Deondre Buford
- Mikah Coleman (master's)
- Dontay Corleone
- Jack Dingle (master's)
- Gavin Gerhardt
- Trevon Gola-Callard
- Patrick Gurd\*
- Jalen Hunt
- Rob Jackson
- Brady Lichtenberg (master's)
- CJ McCray\*
- Judea Milon
- Evan Pryor
- Isaiah Rogers\*
- Joe Royer
- Stephen Rusnak\* (master's)
- Xavier Williams\* (master's)
- Logan Wilson (master's)

\* earned degree from previous institution

## 12 THINGS TO KNOW ABOUT UC

1. Founded in 1819
2. Enrollment: 54,000+ (Fall 2025)
3. Students from all 50 states and 121 countries
4. 12 consecutive years of record enrollment
5. Global birthplace of cooperative education (co-op)
6. #1 Public University for Co-Op & Internships from *U.S. News and World Report*.
7. \$76 million annual student co-op earnings
8. \$1.8 billion endowment (among Top 25 public universities in the U.S.)
9. \$10.6 billion regional economic impact in Greater Cincinnati.
10. 332,000+ living alumni
11. MLB Hall of Famer Sandy Koufax and NBA Legend Oscar "The Big O" Robertson attended UC.
12. Astronaut Neil Armstrong and U.S. President and Supreme Court Chief Justice William Howard Taft attended UC.

weekly conference award since Ryan Coe in 2022.

- Rusnak connected on his first kick as a Bearcat, knocking a 45-yarder through the uprights vs. Nebraska.
- The only missed field goal of his career came in 2021 for Michigan State, a 43-yard attempt.
- The Third-Team All-AAC selection also had five makes of 40-plus yards, including a career high of 54. He spent his first three seasons at Michigan State (2021-23).

## EVAN PRYOR: HOME RUN HITTER

- Evan Pryor had his best game of the season vs. Iowa State, rushing for a career-high 111 yards on 11 carries with two touchdowns. His 30-yard touchdown run on UC's first drive of the game set the tone for the big win.
- His 46-yard rush at Kansas was the longest run by a UC player this season.
- Pryor had quite the debut season for UC in 2024, and he was rewarded this preseason with Doak Walker Award Watch List accolades.
- The former Ohio State back became UC's spark plug on offense, scoring four touchdowns of at least 55 yards.
- He caught an 80-yard touchdown pass in the West Virginia game that was the second-longest pass play in the Big 12 last season.
- Against Arizona State, Pryor broke free on a rush up the middle and blazed his way to a 55-yard TD.
- He started his Cincinnati career with a bang vs. Towson, taking his first carry all the way to the house for a 64-yard touchdown.
- In the Miami game, Pryor outdid himself with a 65-yard TD run in the third quarter, the longest run of his career.
- Pryor rushed for 105 yards vs. Towson on just four carries, ending the game as UC's top rusher while collecting his first career 100-yard performance.

## LEADING RUSHER TAWEE WALKER

- Cincinnati's leading rusher is redshirt senior running back Tawee Walker, who has accumulated 313 yards on the ground and three touchdowns this season.
- Walker can punish defenders with the best of them, and had an especially impressive broken tackle vs. Iowa State that went viral on social media.
- His two-yard plunge into the end zone with 29 seconds left turned out to be the game-winning score at Kansas, and was his second touchdown of the game.
- Walker led Cincinnati with 11 carries vs. Bowling Green in his first home game as a Bearcat. However, it was not his first-ever game at Nippert Stadium.
- He rushed five times for 15 yards and caught two passes for 27 yards for Oklahoma in 2023 at Nippert — UC's first-ever Big 12 home game. Walker had 53 yards on seven carries in his UC debut.
- Walker joined the Bearcats this winter via the transfer portal after an All-Big Ten season at Wisconsin in 2024.
- He rushed for 1,438 yards and 17 touchdowns over the last two seasons — at Wisconsin (2024) and Oklahoma (2023). He also played at Oklahoma in 2022, beginning his career as a walk-on, after a standout junior college season at Palomar Junior College.

## TREVON GOLA-CALLARD MAKING THE MOST OF HIS OPPORTUNITY

- After spending the 2022 season at NCAA Division II University of Mary and the 2023 season at the University of Southern Utah, redshirt senior Trevon Gola-Callard joined the Bearcats prior to the 2024 campaign.
- He was a starter at his previous two spots, but played a backup role in his first year at UC.
- Gola-Callard started the season opener vs. Nebraska in Week 1 and has started every game since, and ranks third on the team with 25 tackles.
- A Las Vegas native, Gola-Callard has come a long way since he became a college athlete. When he started his career at the University of Mary, he weighed just 149 pounds.
- Though he spends his Saturdays protecting the Bearcats' end zone from opposing offenses, Gola-Callard one day hopes to be a protector of greater importance: he plans on becoming a first responder after his playing career is done.

## GAVIN GERHARDT: CENTER OF ATTENTION

- Redshirt senior offensive lineman Gavin Gerhardt has been UC's starting center for each of the past two seasons, anchoring the offensive line since 2022. He has started each of the first four games this season.
- The Xenia, Ohio native has started 40 games in his career and each of his last 28 games played. He was placed on the Rimington Trophy preseason watch list.
- Gerhardt's 39 starts as a Bearcat are the most on the team.

## SEVEN YEARS FOR NO. 7

- Cornerback Logan Wilson is back for his second year at Cincinnati, which also marks his seventh of college football.
- He started Week 1 vs. Nebraska, but did not play vs. Bowling Green due to injury. Wilson returned to action vs. Northwestern State and had a TFL.
- Wilson, who wore number 13 last season, changed his jersey number to seven to honor his seventh season as a college football player.
- Wilson began his career at Kansas State in 2019 and played two games at ULM during the 2020 season.
- He found his stride at North Texas (2021-23), where he was a two-year starter and team captain.
- He played in all 12 games for UC last year and earned a start against Miami (OH).

## TARAN TYO: SKILLED BEYOND BALL

- The redshirt-junior and former All-MAC offensive lineman is way more than a football player.
- Tyo's background includes time showing sheep and hogs from fourth-to-eighth grade, including feeding them in early mornings around his lifting schedule. His father, Tim, also grew up on a farm, and Taran's grandmother showed appaloosas (the spotted-pattern horse).
- Tyo's great-great-grandpa was full Cherokee/Miami, and the family has "around 5,000 Native American artifacts in our basement."
- Tyo also has an arrowhead tattoo on his arm that includes a bible verse.

## BEARCATS STAGE FOURTH-QUARTER COMEBACK AT KANSAS

- Cincinnati won its Big 12 opener on Sept. 27, mounting a fourth-quarter comeback to win 37-34 at Kansas.
- After the Jayhawks scored a touchdown with 1:45 to go to take the lead, UC QB Brendan Sorsby led a 10-play, 75-yard drive that ended with a two-yard rushing touchdown by running back Tawee Walker. The TD gave the Bearcats a 37-34 lead, which would hold as the final score.
- The game-winning drive was Cincinnati's first in the final two minutes of a game since 2020, when it won the AAC Championship game on a field goal as time expired. Quarterback Desmond Ridder led a 12-play, 51-yard drive to set up the field goal.
- Prior to the win in Lawrence, the Bearcats' last game-winning drive on the road came on Nov. 16, 2019 at USF. That game was also won with a field goal as time expired when Ridder led UC on an 11-play, 60-yard drive.

## OFFENSE EXPLODES FOR 70 POINTS VS. NORTHWESTERN STATE

- The Cincinnati offense had one of its best games in program history vs. Northwestern State on Sept. 13, winning 70-0 at Nippert Stadium.
- UC set modern-era school records for total touchdowns (10) and largest margin of victory (70).
- Cincinnati's 35 points in the first quarter were tied for the most in a first quarter by any team in the country this season. BYU scored 35 vs. Portland State on Aug. 30 and Minnesota scored 35 vs. Northwestern State on Sept. 6.
- UC and Minnesota are both the only teams to score 50 or more points in a half this year. The Golden Gophers scored 59 in the first half vs. Northwestern State.
- The Bearcats threw seven touchdown passes vs. the Demons, a single-game school record. The previous record six touchdown passes, which had occurred five times previously, all since 2009.



## BEARCATS TAKE DOWN BGSU IN HOME OPENER

- Cincinnati won its home opener vs. Bowling Green, 34-20. It was the 24th straight home opener victory for UC; a full list of all 24 victories can be found in the note below.
- Quarterback Brendan Sorsby threw for 333 yards and three touchdowns while running for a TD as well. At the time, it was his third career 300-yard passing game and his fourth career game with at least four TDs.
- Wide receiver Jeff Caldwell (109) and tight end Joe Royer (104) both eclipsed 100 yards receiving, the first duo to do that since Xavier Henderson (127) and Manny Covey (100) did so last year at Texas Tech.
- Linebacker Jake Golday was outstanding, tying a career high with 14 tackles and adding a sack. Golday collected 26 tackles through the first two games of the season, putting him among the national leaders in tackles.
- It was Cincinnati's first-ever win vs. BGSU in five tries. The Falcons won the previous four meetings, all of which took place in the early 1990's.
- Redshirt freshman Daniel James made his first career start at cornerback, logging three tackles.

## NOTES FROM WEEK 1 AT ARROWHEAD

- Cincinnati opened the 2025 season at GEHA Field at Arrowhead Stadium in Kansas City on Thursday, Aug. 28 against Nebraska. The Cornhuskers came away with a 20-17 victory in front of 72,884 fans.
- The game took place at the home of the Kansas City Chiefs and two former Bearcats that currently play for the Chiefs were in attendance: Travis Kelce and Bryan Cook. Former Bearcat Jason Kelce was also in attendance.
- Quarterback Brendan Sorsby's 96 rushing yards led all Big 12 players during the Week 1.
- Linebacker Jake Golday logged 12 tackles and a sack, his highest single-game tackle total as a Bearcat.
- Safety Trevon Gola-Callard started the game at safety, his first start as a Bearcat.

## BEARCATS THRIVING IN PORTAL

- Cincinnati was named one of the "Transfer Portal Winners" by The Athletic following the first week of portal signings in December.
- UC signed FCS All-Americans WR Jeff Caldwell (6-5, Lindenwood) and OT Nolan Latulippe (6-7, 300, Albany) as well as three-time All-Sun Belt DB Matthew McDoom (C. Carolina) and All-AAC K Stephen Rusnak (Charlotte).
- RB Tawee Walker led Wisconsin in rushing (864 yards and 10 TDs, '24 All-Big-Ten); he played for Oklahoma from 2022-23, making an appearance at Nippert Stadium in his second season with the Sooners.
- Cincinnati added FCS All-America LT Joe Cotton (South Dakota) — the spring portal's No. 1 offensive lineman in the country — after adding All-MAC guard Taran Tyo in the winter to solidify the offensive line.
- Many of Cincinnati's top players the last two seasons have come from the portal: OL Luke Kandra, TE Joe Royer, WR Xavier Henderson, LB Jared Bartlett, QB Brendan Sorsby, LB Jake Golday, RB Corey Kiner among them.

## 101 YEARS OF NIPPERT STADIUM

- Cincinnati celebrated the 100-year anniversary of the dedication of Nippert Stadium during the West Virginia game on Nov. 9.
- James Gamble Nippert Memorial Stadium was dedicated on Nov. 8, 1924 in memory of Jimmy Nippert, who tragically passed away on Dec. 25, 1923.
- On Nov. 29, 1923, during a muddy game vs. Miami University, Jimmy sustained a severe leg injury from a cleat. Despite the injury, he continued to play the entire game.
- The injury led to septicemia due to the lack of antibiotics, and despite numerous blood transfusions from teammates, Jimmy's condition worsened.
- In his memory, his grandfather, James N. Gamble, funded the completion of the UC stadium, leading to its renaming as the James Gamble Nippert Memorial Stadium.
- James N. Gamble was the son of the co-founder of Procter & Gamble and was a retired vice president at the time of Jimmy's passing. P&G was founded in 1837 and is still headquartered in Cincinnati.

- Today, Nippert Stadium stands as the centerpiece of the University of Cincinnati's campus. Nippert Stadium's turf is open to all students for recreation when not in use by the football or lacrosse teams for practices or games.

## FOOTBALL TRIO JOIN UC'S HALL OF FAME

- Cincinnati's James P. Kelly Hall of Fame will gain three more gridiron Bearcats on Oct. 24 with Tom Marvaso, Mike Mickens and Tony Pike.
- Marvaso is a member of the football program's Ring of Honor and was a First-Team All-American in 1975. He was the team MVP in 1974, which included him scoring on an interception and kickoff return in the same game.
- Mickens, now in his sixth year at Notre Dame as its defensive backs coach and defensive pass game coordinator, was a First-Team All-American in 2008. His 14 career interceptions are a UC record. He was also an assistant coach for the Bearcats from 2018-19.
- Pike, a catalyst behind Cincinnati's first two BCS bowl appearances in 2008 and 2009, serves as both a daily ESPN 1530 radio host in town and sideline reporter for the Bearcats. AD John Cunningham surprised him during a call-in interview on July 31, followed by Pike's family entering the studio for an emotional episode.

## CINCINNATI'S \$134 MILLION PRACTICE FACILITY IS HERE

- The University of Cincinnati cut the ribbon on June 11 to the Sheakley Indoor Practice Facility and Performance Center, culminating a two-year construction process for the 210,000-square-foot masterpiece that redefines the UC student-athlete experience.
- The transformative project was made possible through the extraordinary generosity of Larry and Rhonda Sheakley.
- A full-length football field, weight room, cutting-edge sports medicine and athletic training wing and performance nutrition fueling station highlights the amenities of the practice field.
- The 96,000-square foot performance center features three levels that include offices for the football program, an athletics-only dining hall and multiple recovery spaces.

## TRIO OF NEW ASSISTANT COACHES

- Scott Satterfield brought in three new assistant coaches this offseason to bolster his staff. Below is a brief capsule on each new assistant coach:
  - Adam Braithwaite (Stars): Braithwaite comes to Cincinnati after spending the 2024 season as the defensive coordinator at Samford. He was also the defensive coordinator at Tennessee Tech (2023) and Richmond (2017-19).
  - Eddie Hicks (Cornerbacks): A former UC football graduate assistant in 2013, Hicks returns to Clifton after spending two years at LSU as its lead defensive analyst. Prior to his time in Baton Rouge, he spent one season as the cornerbacks coach at Jacksonville State and three years as the cornerbacks coach at Charlotte.
  - Luke Paschall (Special Teams): Paschall was the special teams coordinator at his alma mater, Middle Tennessee, in 2024, and produced all-conference performers at long snapper, punter, and punt returner. Before MTSU, he was the special teams coordinator at Louisiana from 2022-23.

## TRIO NAMED AMONG BEST AT THEIR POSITIONS FOR 2026 NFL DRAFT

- The Athletic's Dane Brugler has been ranking college football prospects by position ahead of the 2026 NFL Draft, and three Bearcats appear on his list for their respective positions:
  - TE Joe Royer - 3rd
  - DT Dontay Corleone - 9th
  - LB Jake Golday - 11th

## SCOTT SATTERFIELD ALL-TIME RECORD VS. OPPONENTS

TEAM	RECORD
Air Force.....	0-1
Akron.....	1-0
Arizona State.....	1-0
Arkansas State.....	2-1
Baylor.....	0-1
Boston College.....	2-2
Bowling Green.....	1-0
BYU.....	0-1
Campbell.....	1-0
Charleston Southern.....	0-1
Charlotte.....	1-0
Chattanooga.....	0-1
The Citadel.....	0-1
Clemson.....	0-4
Coastal Carolina.....	2-0
Colorado.....	0-1
Duke.....	1-0
Eastern Kentucky.....	3-0
Elon.....	1-0
Florida State.....	2-2
Furman.....	0-1
Gardner-Webb.....	1-0
Georgia.....	0-2
Georgia Southern.....	4-2
Georgia State.....	5-0
Georgia Tech.....	0-1
Houston.....	2-0
Howard.....	1-0
Idaho.....	4-0
Iowa State.....	1-2
James Madison.....	1-0
Kansas.....	1-1
Kansas State.....	0-1
Kentucky.....	0-3
Liberty.....	0-1
Louisiana.....	6-0
Miami (Fla.).....	0-3
Miami (OH).....	1-1
Michigan.....	0-1
Mississippi.....	0-1
Mississippi State.....	1-0
Montana.....	0-1
NC State.....	2-1
Nebraska.....	0-1
New Mexico State.....	2-0
North Carolina A&T.....	0-1
Northwestern State.....	1-0
Notre Dame.....	0-2
Ohio.....	1-0
Oklahoma.....	0-1
Oklahoma State.....	0-1
Old Dominion.....	2-0
Penn State.....	0-1
Pitt.....	2-2
Samford.....	0-1
Savannah State.....	1-0
South Alabama.....	2-1
Southern Miss.....	0-1
Syracuse.....	3-1
TCU.....	0-1
Tennessee.....	0-1
Texas State.....	3-0
Texas Tech.....	0-1
Toledo.....	2-0
Towson.....	1-0
Troy.....	3-1
UCF.....	3-1
ULM.....	3-1
UMass.....	0-1
USF.....	1-0
Virginia.....	2-2
Virginia Tech.....	0-1
Wake Forest.....	3-2
West Virginia.....	0-2
Western Carolina.....	1-0
Western Kentucky.....	2-0
Wofford.....	1-0
Wyoming.....	1-0
<b>TOTAL.....</b>	<b>88-65</b>

## CALDWELL, CORLEONE, GOLDAY NAMED TO "FREAKS" LIST

- Three of UC's most impressive physical talents were recently recognized by The Athletic's Bruce Feldman on his annual "Freaks List". Dontay Corleone (No. 14), wide receiver Jeff Caldwell (No. 29), and linebacker Jake Golday (No. 48).
- Cincinnati, Alabama, Iowa, and Penn State were the only teams with at least three ranked inside the Top 50.
- An honorable mention All-Big 12 honoree a season ago, Golday's 4.24 shuttle time and 1.54 10-yard shuttle were among the numbers Feldman cited regarding the linebacker's spot on the list. Golday was PFF's third-highest-graded linebacker in the Big 12 last season.
- This is the third time Corleone has earned a spot on the list and he is the highest-ranked Big 12 player. Feldman praised "The Godfather" for his combination of strength and agility, noting that Corleone bench presses 485 pounds and squats 615 pounds while still posting a 1.71 10-yard split time, which would have ranked among the defensive tackle leaders at this year's NFL Combine.
- Caldwell, who will be making his Bearcats' debut this fall after transferring from Lindenwood, is a big target (6-4, 208) and former FCS All-American. His 11-9 broad jump figure would have tied for the farthest jump any wide receiver ever logged at the NFL Combine, and he boasts a 36.5 vertical jump as well.

## O CAPTAIN, MY CAPTAIN (3 TIMES)

- Center Gavin Gerhardt and defensive tackle Dontay Corleone are in truly elite company as the third and fourth Bearcats all-time to be three-time team captains.
- The last one with the honor was linebacker Howie Kurnick (1976-78), who later played for the Bengals.
- The one before that? Arch Carson, considered the "Founder of UC football." He was the principle organizer of the school's first teams in the 1880s, whose devotion to football and sports continued during his long administrative career at UC.
- Nippert Stadium's playing surface continues to bear his name based on his role in developing the facility. TGL, which became a field sponsor in 2023, declined naming rights out of respect for tradition.

## 2021 CFP TEAMMATES REMAIN AT UC

- While the playoff may have expanded, Cincinnati can still lay its immortal claim as the first Group of 6 team to break the glass ceiling, especially in its original four-team format.
- Ben Blevins, Dontay Corleone, Gavin Gerhardt, Rob Jackson and Brady Lichtenberg were all part of that esteemed group.

## NEW FACES IN THE FOLD

- Between incoming freshmen and transfer additions, UC has 39 new scholarship players on its roster this season.
- Included in that list are 21 players who joined the Bearcats via the transfer portal during the offseason:
  - WR Cyrus Allen (Texas A&M)
  - S Tayden Barnes (New Mexico State)
  - P Dino Beslagic (San Jose State)
  - WR Jeff Caldwell (Lindenwood)
  - OL Joe Cotton (South Dakota)
  - LB Darrell Gipson (Idaho State)
  - WR Caleb Goodie (Colorado State)
  - TE Patrick Gurd (Ohio State)
  - S Christian Harrison (Tennessee)
  - WR Noah Jennings (Charleston Southern)
  - WR Isaiah Johnson (Western Carolina)
  - OL Nolan Latulippe (Albany)
  - DL CJ McCray (Virginia Tech)
  - CB Matthew McDoom (Coastal Carolina)
  - DL Isaiah Rogers (Monmouth)
  - K Stephen Rusnak (Charlotte)
  - LS Eli Stein (Wisconsin)
  - OL Taran Tyo (Ball State)
  - RB Tawee Walker (Wisconsin)
  - DL Jaylon White-McClain (Old Dominion)
  - S Xavier Williams (Middle Tennessee)

## THE SCOTT SATTERFIELD FILE

- Cincinnati head coach Scott Satterfield enters Year 3 at Cincinnati after he was hired as UC's 43rd head coach on Dec. 5, 2022.
- Satterfield's career record stands at 88-65 (.575) in 13 years as a head coach at Cincinnati, Louisville, and Appalachian State, holding a winning mark in seven seasons in addition to a 4-1 record in bowl games.
- He led the Mountaineers from the FCS to the FBS and to three straight conference titles.
- He lifted the Cardinals up from a 2-10 campaign in 2018 to an 8-5 record in his first season in 2019.
- A Durham, N.C., native, Satterfield was the 2018 Sun Belt Coach of the Year at Appalachian State before earning 2019 ACC Coach of the Year honors after leading the Cardinals to a six-win improvement in his first year.
- Satterfield has deep ties to App State, serving as an assistant coach (1998-08) and quarterback for the Mountaineers (1991-95), helping lead his alma mater to three NCAA Division I FCS national titles and eight conference championships along the way.

## SATTERFIELD'S 1,000-YARD RUSHERS

- When Corey Kiner eclipsed the 1,000-yard mark in the penultimate game of the 2024 season, he became Scott Satterfield's 11th 1,000-yard rusher as a head coach.

PLAYER (SCHOOL)	YARDS	YEAR
Marcus Cox (App State)	1,250	2013
Marcus Cox (App State)	1,415	2014
Marcus Cox (App State)	1,428	2015
Marcus Cox (App State)	1,015	2016
Jalin Moore (App State)	1,402	2016
Jalin Moore (App State)	1,037	2017
Darrynton Evans (App State)	1,187	2018
Javian Hawkins (Louisville)	1,525	2019
Malik Cunningham (Louisville)	1,034	2021
<b>Corey Kiner (Cincinnati)</b>	<b>1,047</b>	<b>2023</b>
<b>Corey Kiner (Cincinnati)</b>	<b>1,153</b>	<b>2024</b>

## GET TO KNOW THE BEARCATS

- The University of Cincinnati Department of Athletics competes at the highest level of intercollegiate athletics with the vision to reach Next Level Success for all 18 varsity teams and more than 400-plus student-athletes. The Bearcats have a proud athletics history, winning eight national championships and 118 conference titles. The Cincinnati men's basketball team is among the 15 winningest programs all-time, while the football team became the first non-Power Five program to compete in the College Football Playoff in 2021. Olympic gold medalist volleyball player Jordan Thompson, NBA Hall of Famer Oscar Robertson and Major League Baseball legend Sandy Koufax are among several luminaries who have competed as Bearcats.
- The Bearcats entered a new era as a Power Five School on July 1, 2023 when they officially joined the Big 12 Conference, positioning Cincinnati among the nation's premier athletics programs.
- Off the field, UC student-athletes continue to find success, collectively posting a 3.52 GPA in Spring 2025 with 77% earning spots on the Honor Roll.
- Under the leadership of Director of Athletics John Cunningham, and supported by more than 150 full-time staff members, UC Athletics' mission is to connect our community, enhance our university and impact the lives of student-athletes as they prepare to change the world on and off the field.

## AN ELITE PROGRAM BY THE NUMBERS

- UC has positioned itself as one of the most successful programs in the country over the last several years.
- Cincinnati is 63-28 since the start of the 2018 season, which ranks 15th among FBS programs and is the best record among current Big 12 programs during that span.
- Since the start of the 2013 season, UC has won three conference championships while advancing to eight bowl games. Two of its eight bowl trips have been to New Year's Six bowls: 2021 Peach Bowl and the 2021 Cotton Bowl Classic (CFP Semifinal).
- The Bearcats became the first-ever "Group of Five" team

to advance to the College Football Playoff in 2021, defeating No. 9 Notre Dame on the road and finishing undefeated in the regular season along the way.

- Cincinnati (2021) was one of just 15 teams to make the College Football Playoff in the four-team era (2014-23) and one of just two current Big 12 teams (TCU, 2022) to make it. UC was the only non-Power Five program to ever earn a CFP berth in the four-team format.

## CFP+MF4 APPEARANCE

- Cincinnati, TCU and Arizona State are the only current Big 12 schools to make the CFP.
- Cincinnati became the first non-Power 5 team to make the College Football Playoff after finishing as the nation's only undefeated team in 2021 and has advanced to six Men's Final Fours.

## BEARCATS FIND NFL SUCCESS

- UC has seen 18 Bearcats drafted since 2021 — second-most in the Big 12 in that time span. The list includes Ahmad "Sauce" Gardner, who was selected fourth overall by the New York Jets in 2022 and went on to earn All-Pro and NFL Defensive Rookie of the Year honors.
- While Gardner took the NFL by storm as a rookie, Travis and Jason Kelce turned in dominant seasons once again. The brothers, who both starred for the Bearcats more than a decade ago, each earned All-Pro and faced off in Super Bowl LVIII. The Kansas City Chiefs won the league crown and Travis Kelce was joined by fellow Bearcat Bryan Cook, a rookie safety.

## TAKE ME TO HIGHER GROUND

- For the past 27 years, UC football has called the Higher Ground Conference and Retreat Center in West Harrison, Ind., its preseason training home.
- The 280-acre facility is located about 30 miles from campus and has served as the Bearcats training camp location since the lead up to the 1999 season.
- Higher Ground has two 100-yard turf practice fields, including a new surface installed in 2017, ample living and meeting spaces and no distractions from football.
- The Bearcats utilized it for the first week of camp this summer before returning to campus, in part because of the new facility.

## CHAMPIONSHIP HISTORY

- UC won the 2021 and 2020 AAC Championships, its 15th and 16th league titles, for its first two since 2014 and first outright crowns since 2009.
- UC played in its third-straight AAC title game in 2021.
- Each of the last two were played at Nippert Stadium. UC toppled No. 16 Houston in 2021 after defeating No. 23 Tulsa on Cole Smith's game-ending 34-yard field goal. That first game, played on Saturday, Dec. 19 at Nippert Stadium, marked the latest date a game was played in Nippert since a matchup vs. Xavier on Dec. 7, 1918.

### CONFERENCE CHAMPIONSHIPS (16)

YEAR	LEAGUE	HC	REC
1933	Buckeye *	King	7-2-0
1934	Buckeye	King	6-2-1
1947	Mid-American	Nolting	7-3-0
1949	Mid-American	Gillman	7-4-0
1951	Mid-American	Gillman	10-1-0
1952	Mid-American	Gillman	8-1-1
1963	Missouri Valley *	Studley	6-4-0
1964	Missouri Valley	Studley	8-2-0
2002	Conference USA *	Minter	7-7-0
2008	BIG EAST	Kelly	11-3-0
2009	BIG EAST	Kelly	12-1-0
2011	BIG EAST *	Jones	10-3-0
2012	BIG EAST *	Jones	10-3-0
2014	American *	Tuberville	9-4-0
2020	American	Fickell	9-0-0
2021	American	Fickell	13-0-0

\* - Shared title

## POLLING DATA

WEEK	AP	COACHES	CFP
Preseason	-	-	-
Week 1	-	-	-
Week 2	-	-	-
Week 3	-	-	-
Week 4	-	-	-
Week 5	-	-	-
Week 6	-	-	-
Week 7	RV	RV	-
Week 8	-	-	-
Week 9	-	-	-
Week 10	-	-	-
Week 11	-	-	-
Week 12	-	-	-
Week 13	-	-	-
Week 14	-	-	-

## IN THE POLLS

AP	COACHES
1. Ohio State (46)	1. Ohio State (58)
2. Oregon (16)	2. Oregon (6)
3. Miami (4)	3. Miami (1)
4. Ole Miss	4. Ole Miss
5. Oklahoma	5. Texas A&M
6. Texas A&M	6. Penn State
7. Penn State	7. Texas
8. Indiana	8. Oklahoma
9. Texas	9. Indiana
10. Alabama	10. Georgia
11. Texas Tech	11. Alabama
12. Georgia	12. Iowa State
13. LSU	13. LSU
14. Iowa State	14. Texas Tech
15. Tennessee	15. Tennessee
16. Vanderbilt	16. Georgia Tech
17. Georgia Tech	17. Vanderbilt
18. Florida State	18. Missouri
19. Missouri	19. Florida State
20. Michigan	20. Michigan
21. Notre Dame	21. Notre Dame
22. Illinois	22. Illinois
23. BYU	23. BYU
24. Virginia	24. Arizona State
25. Arizona State	25. Utah

2025 Opponent

## NIPPERT STADIUM TOP CROWDS

ATT	OPPONENT	DATE	RESULT
40,140	UConn	10/24/15	W, 37-13*
40,121	UCF	10/4/19	W, 27-24*
40,101	Miami (Fla.)	10/1/15	W, 34-23*
40,015	Houston	9/15/16	L, 40-16*
39,095	Alabama A&M	9/5/15	W, 52-10
38,919	UConn	11/9/19	W, 48-3
38,557	South Florida	10/8/22	W, 28-24*
38,464	Indiana	9/24/22	W, 45-24*
38,461	Navy	11/5/22	W, 20-10*
38,199	East Carolina	11/11/22	W, 27-25*
38,193	EKU	9/2/23	W, 66-13*
38,193	Miami (OH)	9/16/23	L, 24-31 (OT)*
38,193	Oklahoma	9/23/23	L, 6-20*
38,193	Iowa State	10/14/23	L, 10-30*
38,193	Baylor	10/21/23	L, 29-32
38,193	UCF	11/4/23	L, 26-28

\*-Sellouts



## CARSON FIELD AT NIPPERT STADIUM

Carson Field at Nippert Stadium has been the venerable home of the University of Cincinnati football team since 1901 and provides a phenomenal home-field environment.

## ALL-TIME RECORD AT NIPPERT STADIUM

# 363-200-13 (.642)

Since James Gamble Nippert Memorial Stadium was dedicated on Nov. 8, 1924.

## WHAT'S IN A NAME?

- During the season-ending clash with rival Miami (OH) in 1923, Jimmy Nippert sustained a spike wound injury and died a month later from blood poisoning.
- His grandfather, James N. Gamble of Procter and Gamble, provided the funds needed to complete the horseshoe-shaped structure, and the James Gamble Nippert Memorial Stadium was dedicated on Nov. 8, 1924.
- The stadium's founder was Arch Carson, who as captain and principal organizer played a significant role in starting football on the UC campus in 1885. In 1901 as physical director of the university, Carson guided the construction of the field which was later named for him -- the playing surface is still called Carson Field.

## A MODERN CLASSIC

- In 1915, construction was completed on the first sections of a brick and concrete structure to replace the wooden stands and continued for several seasons as funds were raised.
- In 1924, the completed structure was dedicated as James Gamble Nippert Memorial Stadium with a capacity of 12,000.
- UC has used the Nippert site as a playing surface


since 1901, making it the second-oldest playing site in the nation for college football behind Penn's Franklin Field (1895).

- UC went from having nearly no premium seating options to the addition of 1,100 scholarship club seats and 53 indoor and outdoor suites of varying sizes. A skywalk connects Tangeman University Center to the West Pavilion with premium area customers able to access the facility on gameday from the other side of campus.

## TQL PARTNERSHIP BOLSTERS NIPPERT STADIUM

- Total Quality Logistics (TQL), the second-largest freight brokerage firm in North America and Cincinnati's largest private company, and UC announced in January 2023 a long-term strategic partnership that will include field level and stadium signage and logo assets for TQL as well as specific investment to the Bearcats' indoor practice and performance facility project.
- TQL's logo will appear on Carson Field in two places.
- While field surface branding typically results in renaming the venue, as a Cincinnati company, TQL has chosen to not name the field. It will continue to be named Carson Field in honor of Dr. Arch Carson, who organized the first football team at the university in 1885 and is known as the Father of UC Football.





### NIPPERT STADIUM DEDICATION 100<sup>TH</sup> ANNIVERSARY

Cincinnati Athletics commemorated the 100-year anniversary of the dedication of Nippert Stadium during the entire 2024 football season, celebrating the life of stadium namesake Jimmy Nippert as the Bearcats' season-long theme. The Nov. 9, 2024 game vs. West Virginia celebrated the 100-year anniversary throughout the game.

Nippert was a center and captain on the 1923 football team when he sustained an injury on Thanksgiving Day against rival Miami (OH). He fell ill with blood poisoning and died on Christmas Day. Nippert's grandfather—James N. Gamble, son of the Procter & Gamble co-founder—donated \$250,000 for the completion of the stadium.

Nippert Stadium was officially dedicated on Nov. 8, 1924 before kickoff of a game against Oberlin. Members of the Nippert family joined UC staff, players from both teams, and representatives from universities in the region in a ceremony at the memorial in the south end of the stadium.

Nippert Stadium stands as the centerpiece of the University of Cincinnati's campus. Through several renovations, the stadium has modernized to feature suite levels and a press box in addition to premium seating. It now seats just under 40,000 fans, but remains in the middle of campus, adjacent to the Tangeman University Center. Nippert Stadium's turf is open to all students for recreation when not in use by the football or lacrosse teams for practices or games.

## IT'S HERE: THE SHEAKLEY INDOOR PRACTICE FACILITY & PERFORMANCE CENTER


The University of Cincinnati cut the ribbon June 11 to the Sheakley Indoor Practice Facility and Athletics Performance Center, culminating a two-year construction process for the \$134-million, 210,000-square-foot complex that will redefine the student-athlete experience at UC.

The transformative project, made possible through the extraordinary generosity of Larry and Rhonda Sheakley, marks a major milestone in the Bearcats' continued rise in the Big 12 and on the national stage.

The 84,000 square-foot Indoor Practice Facility features a 120-yard football field equipped for multiple sports. The field provides an all-weather home for Cincinnati football practices and year-round workouts. It is connected to the Performance Center's weight room, cutting edge sports medicine and athletic training wing and performance nutrition fueling stations.

The 96,000 square-foot Performance Center features three levels that will provide nearly everything a student-athlete needs to get competition and practice ready in one place:

- Offices for football program
- Athletics-only dining hall
- Fueling station for football
- Sports performance weight room
- Athletic training room
- Multiple recovery spaces
- Mental health services
- Equipment room
- Creative suite



## 2025 CINCINNATI FOOTBALL ALPHABETICAL ROSTER

#	NAME	POS.	HT.	WT.	CL.	HOMETOWN / HIGH SCHOOL / LAST SCHOOL
4	Cyrus Allen	WR	5-11	180	Sr.	New Orleans, La. / Landry-Walker / Louisiana Tech / Texas A&M
19	Dakarai Anderson	WR	5-8	183	RFr.	Perry, Ga. / Perry
8	Ormanie Arnold	CB	5-8	183	RJr.	Long Beach, Calif. / Dominguez / Idaho
95	Lendric Barber	DL	6-3	310	RFr.	McDonough, Ga. / Ola
10	Tayden Barnes	S	5-8	185	RSo.	Amarillo, Texas / Tascosa / New Mexico State
35	Dino Beslagic	P	6-4	207	RJr.	Santa Clara, Calif. / Santa Clara / San Jose State
89	Nash Biglin	WR	6-3	205	RSo.	Worthington, Ohio / Worthington Kilbourne
45	Ben Blevins	LB	5-11	235	RSr.	Maineville, Ohio / La Salle
56	Deondre Buford	OL	6-4	325	RSr.	Detroit, Mich. / Martin Luther King / Kentucky
40	Kamari Burns	DL	6-3	300	RSo.	Columbus, Ohio / Gahanna Lincoln
27	Taizaun Burns	WR	5-10	170	Fr.	Columbus, Ga. / Gahanna Lincoln
20	Jakorian Caffey	RB	5-10	212	RFr.	Avon, Ohio / Avon
9	Jeff Caldwell	WR	6-5	215	Sr.	Louisville, Ky. / Butler / Lindenwood
52	Ronan Casanova	LB	5-10	225	So.	Middletown, Ohio / Middletown / Marist
63	Zac Clarke	OL	6-6	310	RFr.	Plainfield, Ill. / Oswego East
29	Stanley Clyne	CB	6-2	180	RSo.	Tipp City, Ohio / Tippecanoe
4	Mikah Coleman	DL	6-4	272	RSr.	Reynoldsburg, Ohio / Reynoldsburg / Eastern Michigan
31	Simeon Coleman	LB	5-11	225	So.	Seat Pleasant, Md. / St. Frances Academy
2	Dontay Corleone	DL	6-1	335	RSr.	Cincinnati, Ohio / Colerain
74	Joe Cotton	OL	6-6	317	RJr.	Sioux Falls, S.D. / Roosevelt / South Dakota
29	Manny Covey	RB	5-11	192	RSo.	Starke, Fla. / Bradford
20	Ci Crite	DB	6-1	202	Fr.	Lincoln County, Ga. / Lincoln County
86	Kellen Davis	TE	6-3	250	RSo.	Middletown, Ohio / Middletown
49	Jack Dingle	LB	6-4	240	RSr.	Louisville, Ky. / Trinity
82	James Early	DL	6-3	230	Fr.	Fort Wayne, Ind. / North Side
78	Grant Edgington	OL	6-4	305	RSo.	Madeira, Ohio / Madeira
31	Max Fletcher	P	6-6	190	RJr.	Melbourne, Australia / ProKick / Arkansas
53	Gavin Gerhardt	OL	6-4	310	RSr.*	Xenia, Ohio / Xenia
33	Darrell Gipson	LB	6-1	242	So.	Lacey, Wash. / Timberline / Idaho State
6	Trevon Gola-Callard	S	6-0	195	RSr.	Las Vegas, Nev. / Palo Verde / Mary / Southern Utah
11	Jake Golday	LB	6-4	240	RSr.	Arlington, Tenn. / Arlington / Central Arkansas
10	Caleb Goodie	WR	6-1	178	Jr.	Breaux Bridge, La. / Memorial / Colorado State
23	Willie Goodwyn	CB	5-11	185	RFr.	Montgomery, Ala. / Rabun County (Ga.)
79	Ethan Green	OL	6-6	313	RJr.	Fremont, Ohio / Fremont Ross
56	Tim Griffin	DL	6-5	275	Fr.	Covington, Ga. / Alcovy
87	Gavin Grover	TE	6-6	255	So.	Lewis Center, Ohio / Olentangy
92	Elijah Gunn	DL	6-0	310	RSo.	LaGrange, Ga. / Callaway / Southern Illinois
21	Patrick Gurd	TE	6-4	250	RSr.	New Albany, Ohio / New Albany / Ohio State
5	Christian Harrison	S	6-0	195	RJr.	Atlanta, Ga. / Woodward Academy / Tennessee
34	Myles Harrison	LB	6-2	227	Fr.	Pickerington, Ohio / Pickerington Central
24	Terrell Holcomb	LB	6-1	220	Fr.	Gahanna, Ohio / Gahanna Lincoln
90	Jalen Hunt	DL	6-2	315	RSr.*	Detroit, Mich. / Belleville / Michigan State
14	Barry Jackson Jr.	WR	5-11	195	RSo.	Ellenwood, Ga. / Cedar Grove
99	Rob Jackson	DL	6-4	277	RSr.	Philadelphia, Pa. / Archbishop Wood
25	Daniel James	CB	5-10	185	RFr.	Powder Springs, Ga. / McEachern
8	Noah Jennings	WR	6-0	190	Jr.	Columbia, S.C. / Westwood / Charleston Southern
0	Isaiah Johnson	WR	5-10	185	So.	Ft. Walton Beach, Fla. / Choctawhatchee / W. Carolina
15	Jamari Johnson	S	5-10	170	Fr.	Birmingham, Ala. / Pell City
14	Zay "Gravy" Johnson	CB	6-2	175	RFr.	Clinton, S.C. / Clinton
13	Zion Johnson	RB	5-8	185	Fr.	Covington, Ga. / Newton
19	Ci Jones	S	5-9	190	Fr.	Chicago, Ill. / Bolingbrook
80	Elijah Jones	WR	5-11	195	RFr.	Norristown, Pa. / St. Joseph's Prep
5	Samaj Jones	QB	5-11	207	RFr.	Philadelphia, Pa. / St. Joseph's Prep
22	Zane Kinsey	WR	5-10	190	RSo.	Wellsville, Ohio / Toronto
12	Zebulin Kinsey	QB	6-3	222	Fr.	Wellsville, Ohio / Toronto
15	Will Kocher	QB	6-2	205	RSo.	Kings Mills, Ohio / Kings
17	Giyahni Kontosis	WR	6-1	210	Fr.	Beltsville, Md. / Riverdale Baptist
72	Nolan Latulippe	OL	6-8	315	Jr.	Aylmer, Quebec, Can. / Champlain College Lennoxville / Albany
47	George Leibold	LB	6-1	225	RFr.	Sarasota, Fla. / Cardinal Mooney
93	Max Lemasters	K	5-6	175	RSo.	Cincinnati, Ohio / Elder

#	NAME	POS.	HT.	WT.	CL.	HOMETOWN / HIGH SCHOOL / LAST SCHOOL
39	Cincear Lewis	LB	6-1	218	RJr.	Kalamazoo, Mich. / Kalamazoo Central
16	Brady Lichtenberg	QB	6-1	200	RSr.	Toledo, Ohio / St. John's Jesuit
91	Drew Logan	DL	6-4	275	RJr.	North Canton, Ohio / Hoover
66	Xavier Lozowicki	OL	6-5	315	RSo.	Ridley Park, Pa. / IMG Academy / Maine
21	Ci McCray	DL	6-3	260	RSr.	Lumberton, N.C. / Mallard Creek / Marshall / Virginia Tech
0	Matthew McDoom	CB	5-9	180	Sr.	Winter Garden, Fla. / West Orange / Coastal Carolina
88	CD McFee	DL	6-4	310	Fr.	Elkhart, Ind. / Elkhart
75	Marcus McGregor	OL	6-3	295	Fr.	West Des Moines, Iowa / Valley
71	Judea Milon	OL	6-4	312	RSr.	Killeen, Texas / Shoemaker / Tyler Junior College
97	Kamron Neal	DL	6-2	268	Fr.	Fort Myers, Fla. / Campbell (Ga.)
96	Nathan Nunn	DL	6-2	280	RFr.	Medina, Ohio / Medina
70	Cray Paich	OL	6-5	315	Fr.	Northbrook, Ill. / Glenbrook North
98	Marquaze Parker	DL	6-2	285	So.	West Memphis, Ark. / West Memphis
73	Aiden Pastoriza	OL	6-6	315	RFr.	Jackson, Mich. / Lumen Christi
46	Antwan Peek Jr.	STAR	6-1	214	RJr.	Cincinnati, Ohio / Indian Hill
6	Evan Pryor	RB	5-9	195	RSr.	Cornelius, N.C. / William Amos Hough / Ohio State
35	Drew Robinson	S	6-2	195	RFr.	Clarksville, Ohio / Moeller
26	Cam Roetherford	DL	6-3	300	RJr.	Detroit, Mich. / Martin Luther King / Arkansas-Pine Bluff
55	Isaiah Rogers	DL	6-2	297	RSr.	Sharon Hill, Pa. / Academy Park / CMU / Monmouth
11	Joe Royer	TE	6-5	250	RSr.	Cincinnati, Ohio / Elder / Ohio State
99	Stephen Rusnak	K	6-0	200	RSr.	Clarkston, Mich. / Clarkston / Michigan State / Charlotte
18	Marqavious Saboor	STAR	5-11	185	So.	Decatur, Ga. / Carlton Kell
9	Jiquan Sanks	STAR	5-10	195	So.	Columbus, Ga. / Central (Ala.)
32	Landen Schaefer	DB	6-0	195	Fr.	Cincinnati, Ohio / Reading
69	JP Schrieber	OL	6-2	305	RFr.	Berwyn, Pa. / St. Joseph's Prep
37	Weston Simmons	LS	5-11	225	RSo.	Mason, Ohio / Mason
17	Brian Simms III	LB	6-3	235	RSo.	Baltimore, Md. / St. Frances Academy
82	Ka'Mauri Smith	TE	6-5	245	Fr.	Dayton, Ohio / Wayne
94	Keilan Smith	DL	6-2	330	RSo.	Pickerington, Ohio / Pickerington Central
2	Brendan Sorsby	QB	6-3	235	RJr.	Denton, Texas / Lake Dallas / Indiana
41	Quinn Staten	LB	6-1	225	RSo.	Toledo, Ohio / St. John's Jesuit
48	Eli Stein	LS	6-3	225	RJr.	Cambridge, Wis. / Cambridge / Arkansas / Wisconsin
3	Kye Stokes	DB	6-1	194	RJr.	Tampa, Fla. / Armwood / Ohio State
76	Zach Taylor	OL	6-3	318	Fr.	Kingsland, Ga. / Camden County
50	Evan Tengesdahl	OL	6-3	320	RSo.	Dayton, Ohio / Wayne
22	Jonathan Thompson	LB	6-2	230	RJr.	Columbus, Ohio / St. Francis De Sales
77	Taran Tyo	OL	6-3	325	RJr.	Greenville, Ohio / Versailles / Ball State
3	Tawee Walker	RB	5-8	218	RSr.	North Las Vegas, Nev. / Centennial / Palomar JC / Oklahoma / Wisconsin
85	Lyviel Waters	TE	6-2	240	RFr.	Cincinnati, Ohio / Winton Woods
44	Montay Weedon	LB	6-0	220	So.	Silver Spring, Md. / St. John's College
59	Jake Wheelock	OL	6-4	303	RFr.	Dayton, Ohio / Stebbins
16	Jaylon White-McClain	DL	6-4	273	RJr.	Virginia Beach, Va. / Kempsville / Old Dominion
7	Chance Williams	RB	5-7	190	RJr.	Baton Rouge, La. / Scotlandville Magnet / Grambling State
13	Patrick Williams	CB	5-10	168	Fr.	Greenville, S.C. / Rabun Gap-Nacoochee
36	Xavier Williams	S	6-2	220	RSr.	McDonough, Ga. / Colquitt County / MTSU / UCF / Charlotte
7	Logan Wilson	CB	5-9	183	RSr.*	Dallas, Texas / Bishop Dunne / Kansas State / ULM / North Texas
88	DaMari Witherspoon	TE	6-5	240	Fr.	Dallas, Ga. / East Paulding
18	Kale Woodburn	WR	5-8	165	RFr.	Warner Robins, Ga. / Houston County
83	Devyn Zahursky	TE	6-4	250	RFr.	Berea, Ohio / Midpark

\* - Using extra year of eligibility from COVID-19 pandemic



## 2025 CINCINNATI FOOTBALL NUMERICAL ROSTER

#	NAME	POS.	HT.	WT.	CL.	HOMETOWN / HIGH SCHOOL / LAST SCHOOL
0	Isaiah Johnson	WR	5-10	185	So.	Ft. Walton Beach, Fla. / Choctawhatchee / W. Carolina
0	Matthew McDoom	CB	5-9	180	Sr.	Winter Garden, Fla. / West Orange / Coastal Carolina
2	Brendan Sorsby	QB	6-3	235	RJr.	Denton, Texas / Lake Dallas / Indiana
2	Dontay Corleone	DL	6-1	335	RSr.	Cincinnati, Ohio / Colerain
3	Kye Stokes	DB	6-1	194	RJr.	Tampa, Fla. / Armwood / Ohio State
3	Tawee Walker	RB	5-8	218	RSr.	North Las Vegas, Nev. / Centennial / Palomar JC / Oklahoma / Wisconsin
4	Cyrus Allen	WR	5-11	180	Sr.	New Orleans, La. / Landry-Walker / Louisiana Tech / Texas A&M
4	Mikah Coleman	DL	6-4	272	RSr.*	Reynoldsburg, Ohio / Reynoldsburg / Eastern Michigan
5	Christian Harrison	S	6-0	195	RJr.	Atlanta, Ga. / Woodward Academy / Tennessee
5	Samaj Jones	QB	5-11	207	RFr.	Philadelphia, Pa. / St. Joseph's Prep
6	Trevon Gola-Callard	S	6-0	195	RSr.	Las Vegas, Nev. / Palo Verde / Mary / Southern Utah
6	Evan Pryor	RB	5-9	195	RSr.	Cornelius, N.C. / William Amos Hough / Ohio State
7	Chance Williams	RB	5-7	190	RJr.	Baton Rouge, La. / Scotlandville Magnet / Grambling State
7	Logan Wilson	CB	5-9	183	RSr.*	Dallas, Texas / Bishop Dunne / Kansas State / ULM / North Texas
8	Ormanie Arnold	CB	5-8	183	Sr.	Long Beach, Calif. / Dominguez / Idaho
8	Noah Jennings	WR	6-0	190	Jr.	Columbia, S.C. / Westwood / Charleston Southern
9	Jeff Caldwell	WR	6-5	215	Sr.	Louisville, Ky. / Butler / Lindenwood
9	Jiquan Sanks	STAR	5-10	195	So.	Columbus, Ga. / Central (Ala.)
10	Tayden Barnes	S	5-8	185	RSo.	Amarillo, Texas / Tascosa / New Mexico State
10	Caleb Goodie	WR	6-1	178	Jr.	Breaux Bridge, La. / Memorial / Colorado State
11	Joe Royer	TE	6-5	250	RSr.	Cincinnati, Ohio / Elder / Ohio State
11	Jake Golday	LB	6-4	240	RSr.	Arlington, Tenn. / Arlington / Central Arkansas
12	Zebulin Kinsey	QB	6-3	222	Fr.	Wellsville, Ohio / Toronto
13	Zion Johnson	RB	5-8	185	Fr.	Covington, Ga. / Newton
13	Patrick Williams	CB	5-10	168	Fr.	Greenville, S.C. / Rabun Gap-Nacoochee
14	Barry Jackson Jr.	WR	5-11	195	RSo.	Ellenwood, Ga. / Cedar Grove
14	Zay "Gravy" Johnson	CB	6-2	175	RFr.	Clinton, S.C. / Clinton
15	Jamari Johnson	S	5-10	170	Fr.	Birmingham, Ala. / Pell City
15	Will Kocher	QB	6-2	205	RSo.	Kings Mills, Ohio / Kings
16	Brady Lichtenberg	QB	6-1	200	RSr.	Toledo, Ohio / St. John's Jesuit
16	Jaylon White-McClain	DL	6-4	273	RJr.	Virginia Beach, Va. / Kempsville / Old Dominion
17	Giyahni Kontosis	WR	6-1	210	Fr.	Beltsville, Md. / Riverdale Baptist
17	Brian Simms III	LB	6-3	235	RSo.	Baltimore, Md. / St. Frances Academy
18	Marqavious Saboor	STAR	5-11	185	So.	Decatur, Ga. / Carlton Kell
18	Kale Woodburn	WR	5-8	165	RFr.	Warner Robins, Ga. / Houston County
19	Dakarai Anderson	WR	5-8	183	RFr.	Perry, Ga. / Perry
19	CJ Jones	S	5-9	190	Fr.	Chicago, Ill. / Bolingbrook
20	Jakorian Caffey	RB	5-10	212	RFr.	Avon, Ohio / Avon
20	CJ Crite	DB	6-1	202	Fr.	Lincoln County, Ga. / Lincoln County
21	Patrick Gurd	TE	6-4	248	RSr.*	New Albany, Ohio / New Albany / Ohio State
21	CJ McCray	DL	6-3	260	RSr.	Lumberton, N.C. / Mallard Creek / Marshall / Virginia Tech
22	Jonathan Thompson	LB	6-2	230	RJr.	Columbus, Ohio / St. Francis De Sales
22	Zane Kinsey	WR	5-10	190	RSo.	Wellsville, Ohio / Toronto
23	Willie Goodwyn	CB	5-11	185	RFr.	Montgomery, Ala. / Rabun County (Ga.)
24	Terrell Holcomb	LB	6-1	220	Fr.	Gahanna, Ohio / Gahanna Lincoln
25	Daniel James	CB	5-10	185	RFr.	Powder Springs, Ga. / McEachern
26	Cam Roetherford	DL	6-3	300	RJr.	Detroit, Mich. / Martin Luther King / Arkansas-Pine Bluff
27	Taizaun Burns	WR	5-10	170	Fr.	Columbus, Ga. / Gahanna Lincoln
29	Manny Covey	RB	5-11	192	RSo.	Starke, Fla. / Bradford
29	Stanley Clyne	CB	6-2	180	RSo.	Tipp City, Ohio / Tippecanoe
31	Max Fletcher	P	6-6	190	RJr.	Melbourne, Australia / ProKick / Arkansas
31	Simeon Coleman	LB	5-11	225	So.	Seat Pleasant, Md. / St. Frances Academy
32	Landen Schaefer	DB	6-0	195	Fr.	Cincinnati, Ohio / Reading
33	Darrell Gipson	LB	6-1	242	So.	Lacey, Wash. / Timberline / Idaho State
34	Myles Harrison	LB	6-2	227	Fr.	Pickerington, Ohio / Pickerington Central
35	Drew Robinson	S	6-2	195	RFr.	Clarksville, Ohio / Moeller
35	Dino Beslogic	P	6-4	207	RJr.	Santa Clara, Calif. / Santa Clara / San Jose State
36	Xavier Williams	S	6-2	220	RSr.	McDonough, Ga. / Colquitt County / MTSU / UCF / Charlotte
37	Weston Simmons	LS	5-11	225	RSo.	Mason, Ohio / Mason
39	Cincear Lewis	LB	6-1	218	RJr.	Kalamazoo, Mich. / Kalamazoo Central
40	Kamari Burns	DL	6-3	300	RSo.	Columbus, Ohio / Gahanna Lincoln

#	NAME	POS.	HT.	WT.	CL.	HOMETOWN / HIGH SCHOOL / LAST SCHOOL
41	Quinn Staten	LB	6-1	225	RSo.	Toledo, Ohio / St. John's Jesuit
44	Montay Weedon	LB	6-0	220	So.	Silver Spring, Md. / St. John's College
45	Ben Blevins	LB	5-11	235	RSr.	Maineville, Ohio / La Salle
46	Antwan Peek Jr.	STAR	6-1	214	RJr.	Cincinnati, Ohio / Indian Hill
47	George Leibold	LB	6-1	225	RFr.	Sarasota, Fla. / Cardinal Mooney
48	Eli Stein	LS	6-3	225	RJr.	Cambridge, Wis. / Cambridge / Arkansas / Wisconsin
49	Jack Dingle	LB	6-4	240	RSr.	Louisville, Ky. / Trinity
50	Evan Tengesdahl	OL	6-3	320	RSo.	Dayton, Ohio / Wayne
52	Ronan Casanova	LB	5-10	225	So.	Middletown, Ohio / Middletown / Marist
53	Gavin Gerhardt	OL	6-4	310	RSr.*	Xenia, Ohio / Xenia
55	Isaiah Rogers	DL	6-2	297	RSr.	Sharon Hill, Pa. / Academy Park / CMU / Monmouth
56	Deondre Buford	OL	6-4	325	RSr.	Detroit, Mich. / Martin Luther King / Kentucky
56	Tim Griffin	DL	6-5	275	Fr.	Covington, Ga. / Alcovy
59	Jake Wheelock	OL	6-4	303	RFr.	Dayton, Ohio / Stebbins
63	Zac Clarke	OL	6-6	310	RFr.	Plainfield, Ill. / Oswego East
66	Xavier Lozowicki	OL	6-5	315	RSo.	Ridley Park, Pa. / IMG Academy / Maine
69	JP Schrieber	OL	6-2	305	RFr.	Berwyn, Pa. / St. Joseph's Prep
70	Cray Paich	OL	6-5	315	Fr.	Northbrook, Ill. / Glenbrook North
71	Judea Milon	OL	6-4	312	RSr.	Killeen, Texas / Shoemaker / Tyler Junior College
72	Nolan Latulippe	OL	6-8	315	Jr.	Aylmer, Quebec, Can. / Champlain College Lennoxville / Albany
73	Aiden Pastoriza	OL	6-6	315	RFr.	Jackson, Mich. / Lumen Christi
74	Joe Cotton	OL	6-6	317	RJr.	Sioux Falls, S.D. / Roosevelt / South Dakota
75	Marcus McGregor	OL	6-3	295	Fr.	West Des Moines, Iowa / Valley
76	Zach Taylor	OL	6-3	318	Fr.	Kingsland, Ga. / Camden County
77	Taran Tyo	OL	6-3	325	RJr.	Greenville, Ohio / Versailles / Ball State
78	Grant Edgington	OL	6-4	305	RSo.	Madeira, Ohio / Madeira
79	Ethan Green	OL	6-6	313	RJr.	Fremont, Ohio / Fremont Ross
80	Elijah Jones	WR	5-11	195	RFr.	Norristown, Pa. / St. Joseph's Prep
82	James Early	DL	6-3	230	Fr.	Fort Wayne, Ind. / North Side
82	Ka/Maurri Smith	TE	6-5	245	Fr.	Dayton, Ohio / Wayne
83	Devyn Zahursky	TE	6-4	250	RFr.	Berea, Ohio / Midpark
85	Lyviel Waters	TE	6-2	240	RFr.	Cincinnati, Ohio / Winton Woods
86	Kellen Davis	TE	6-3	250	RSo.	Middletown, Ohio / Middletown
87	Gavin Grover	TE	6-6	255	So.	Lewis Center, Ohio / Olentangy
88	CD McFee	DL	6-4	310	Fr.	Elkhart, Ind. / Elkhart
88	DaMari Witherspoon	TE	6-5	240	Fr.	Dallas, Ga. / East Paulding
89	Nash Biglin	WR	6-3	205	RSo.	Worthington, Ohio / Worthington Kilbourne
90	Jalen Hunt	DL	6-2	315	RSr.*	Detroit, Mich. / Belleville / Michigan State
91	Drew Logan	DL	6-4	275	RJr.	North Canton, Ohio / Hoover
92	Elijah Gunn	DL	6-0	310	RSo.	LaGrange, Ga. / Callaway / Southern Illinois
93	Max Lemasters	K	5-6	175	RSo.	Cincinnati, Ohio / Elder
94	Keilan Smith	DL	6-2	330	RSo.	Pickerington, Ohio / Pickerington Central
95	Lendric Barber	DL	6-3	310	RFr.	McDonough, Ga. / Ola
96	Nathan Nunn	DL	6-2	280	RFr.	Medina, Ohio / Medina
97	Kamron Neal	DL	6-2	268	Fr.	Fort Myers, Fla. / Campbell (Ga.)
98	Marquaze Parker	DL	6-2	285	So.	West Memphis, Ark. / West Memphis
99	Rob Jackson	DL	6-4	277	RSr.	Philadelphia, Pa. / Archbishop Wood
99	Stephen Rusnak	K	6-0	200	RSr.	Clarkston, Mich. / Clarkston / Michigan State / Charlotte

\* - Using extra year of eligibility from COVID-19 pandemic



## CINCINNATI UNOFFICIAL DEPTH CHART

## OFFENSE

<b>LT</b>	<b>74</b>	<b>Joe Cotton</b>	<b>6-6</b>	<b>317</b>	<b>R-Jr.</b>
	72	Nolan Latulippe	6-8	315	Jr.
<b>LG</b>	<b>50</b>	<b>Evan Tengesdahl</b>	<b>6-3</b>	<b>320</b>	<b>R-So.</b>
	66	Xavier Lozowicki	6-5	315	R-So.
<b>C</b>	<b>53</b>	<b>Gavin Gerhardt</b>	<b>6-4</b>	<b>310</b>	<b>R-Sr.*</b>
	77	Taran Tyo	6-3	325	R-Jr.
<b>OR</b>	59	Jake Wheelock	6-4	303	R-Fr.
<b>RG</b>	<b>77</b>	<b>Taran Tyo</b>	<b>6-3</b>	<b>325</b>	<b>R-Jr.</b>
	59	Jake Wheelock	6-4	303	R-Fr.
<b>RT</b>	<b>56</b>	<b>Deondre Buford</b>	<b>6-4</b>	<b>325</b>	<b>R-Sr.</b>
	79	Ethan Green	6-6	313	R-Jr.
<b>TE</b>	<b>11</b>	<b>Joe Royer</b>	<b>6-5</b>	<b>250</b>	<b>R-Sr.</b>
	21	Patrick Gurd	6-4	250	R-Sr.*
<b>OR</b>	87	Gavin Grover	6-6	255	So.
	83	Devyn Zahursky	6-4	250	R-Fr.
<b>WR</b>	<b>9</b>	<b>Jeff Caldwell</b>	<b>6-5</b>	<b>215</b>	<b>Sr.</b>
<b>OR</b>	<b>8</b>	<b>Noah Jennings</b>	<b>6-0</b>	<b>190</b>	<b>Jr.</b>
	17	Giyahni Kontosis	6-1	210	Fr.
<b>WR</b>	<b>4</b>	<b>Cyrus Allen</b>	<b>5-11</b>	<b>180</b>	<b>Sr.</b>
	0	Isaiah Johnson	5-10	185	So.
	19	Dakarai Anderson	5-8	188	R-Fr.
<b>WR</b>	<b>10</b>	<b>Caleb Goodie</b>	<b>6-1</b>	<b>178</b>	<b>Jr.</b>
	14	Barry Jackson Jr.	5-11	195	R-So.
	80	Elijah Jones	5-11	195	R-Fr.
<b>QB</b>	<b>2</b>	<b>Brendan Sorsby</b>	<b>6-3</b>	<b>235</b>	<b>R-Jr.</b>
	16	Brady Lichtenberg	6-1	200	R-Sr.
<b>OR</b>	5	Samaj Jones	5-11	207	R-Fr.
<b>RB</b>	<b>6</b>	<b>Evan Pryor</b>	<b>5-9</b>	<b>195</b>	<b>R-Sr.</b>
<b>OR</b>	<b>3</b>	<b>Tawee Walker</b>	<b>5-8</b>	<b>218</b>	<b>R-Sr.</b>
	29	Manny Covey	5-10	190	R-So.
<b>OR</b>	7	Chance Williams	5-7	190	R-Jr.

## DEFENSE

<b>DE</b>	<b>4</b>	<b>Mikah Coleman</b>	<b>6-4</b>	<b>272</b>	<b>R-Sr.</b>
	21	CJ McCray	6-3	260	R-Sr.
<b>OR</b>	98	Marquaze Parker	6-2	285	So.
<b>NT</b>	<b>2</b>	<b>Dontay Corleone</b>	<b>6-1</b>	<b>335</b>	<b>R-Sr.</b>
	40	Kamari Burns	6-3	300	R-So.
	55	Isaiah Rogers	6-2	297	R-Sr.
<b>DE</b>	<b>90</b>	<b>Jalen Hunt</b>	<b>6-2</b>	<b>315</b>	<b>R-Sr.</b>
	99	Rob Jackson	6-4	277	R-Sr.*
<b>OR</b>	16	Jaylon White-McClain	6-4	273	R-Jr.
<b>OR</b>	91	Drew Logan	6-4	275	R-Jr.
<b>WILL</b>	<b>31</b>	<b>Simeon Coleman</b>	<b>5-11</b>	<b>225</b>	<b>So.</b>
<b>OR</b>	<b>22</b>	<b>Jonathan Thompson</b>	<b>6-2</b>	<b>230</b>	<b>R-Jr.</b>
<b>MIKE</b>	<b>49</b>	<b>Jack Dingle</b>	<b>6-4</b>	<b>240</b>	<b>R-Sr.</b>
	17	Brian Simms III	6-3	228	R-So.
<b>SAM</b>	<b>11</b>	<b>Jake Goliday</b>	<b>6-4</b>	<b>240</b>	<b>R-Sr.</b>
	44	Montay Weedon	6-1	218	So.
<b>STAR</b>	<b>9</b>	<b>Jiquan Sanks</b>	<b>5-10</b>	<b>195</b>	<b>So.</b>
<b>OR</b>	<b>46</b>	<b>Antwan Peek Jr.</b>	<b>6-1</b>	<b>214</b>	<b>R-Jr.</b>
<b>CB</b>	<b>0</b>	<b>Matthew McDoom</b>	<b>5-9</b>	<b>180</b>	<b>Sr.</b>
	8	Ormanie Arnold	5-8	183	R-Jr.
<b>OR</b>	3	Kye Stokes	6-1	194	R-Jr.
<b>FS</b>	<b>6</b>	<b>Trevon Gola-Callard</b>	<b>6-0</b>	<b>195</b>	<b>R-Sr.</b>
	36	Xavier Williams	6-2	220	R-Sr.
	18	Marqavious Saboor	5-11	185	So.
<b>SS</b>	<b>5</b>	<b>Christian Harrison</b>	<b>6-0</b>	<b>195</b>	<b>R-Jr.</b>
	10	Tayden Barnes	5-8	185	R-So.
<b>FCB</b>	<b>7</b>	<b>Logan Wilson</b>	<b>5-9</b>	<b>183</b>	<b>R-Sr.*</b>
	25	Daniel James	5-10	185	R-Fr.

## SPECIAL TEAMS

<b>LS</b>	<b>48</b>	<b>Eli Stein</b>	<b>6-3</b>	<b>225</b>	<b>R-Jr.</b>
	37	Weston Simmons	5-11	225	R-So.
<b>H</b>	<b>31</b>	<b>Max Fletcher</b>	<b>6-6</b>	<b>190</b>	<b>R-Jr.</b>
	35	Dino Beslagic	6-4	207	R-Jr.
<b>K &amp; KO</b>	<b>99</b>	<b>Stephen Rusnak</b>	<b>6-1</b>	<b>200</b>	<b>R-Sr.</b>
	93	Max Lemasters	5-6	175	R-So.
<b>P</b>	<b>31</b>	<b>Max Fletcher</b>	<b>6-6</b>	<b>190</b>	<b>R-Jr.</b>
	35	Dino Beslagic	6-4	207	R-Jr.
<b>PR</b>	<b>29</b>	<b>Manny Covey</b>	<b>5-11</b>	<b>192</b>	<b>R-So.</b>
	7	Logan Wilson	5-9	183	R-Sr.*
<b>KR</b>	<b>7</b>	<b>Logan Wilson</b>	<b>5-9</b>	<b>183</b>	<b>R-Sr.*</b>
<b>OR</b>	<b>0</b>	<b>Matthew McDoom</b>	<b>5-9</b>	<b>180</b>	<b>Sr.</b>
<b>OR</b>	<b>29</b>	<b>Manny Covey</b>	<b>5-11</b>	<b>192</b>	<b>R-So.</b>
	10	Caleb Goodie	6-1	178	Jr.

\* - Using NCAA's extra year of eligibility

## PRONUNCIATION GUIDE

Dakarai Anderson.....dah-CAR-ee  
 Ormanie Arnold.....or-MON-ee  
 Dino Beslagic.....bess-LAH-jick  
 Ben Blevins.....BLEH-vins  
 Deondre Buford.....dee-ON-dray  
 Kamari Burns.....kah-MAR-ee  
 Jakorion Caffey.....ja-CORE-ee-on  
 Dontay Corleone.....core-lee-OWN (like the Godfather)  
 Manny Covey.....CUH-vee  
 Gavin Gerhardt.....GAIR-hardt  
 Darrell Gipson.....Daryl  
 Trevon Gola-Callard.....TRAY-von goal-a kuh-LARD  
 Terrell Holcomb.....tah-RELL  
 Giyahni Kontosis.....jee-AH-knee con-TOE-sis  
 Nolan Latulippe.....la-too-LEEP  
 Brady Lichtenberg.....LICK-ten-burg

Xavier Lozowicki.....lahz-ah-WICK-ee  
 Judea Milon.....mill-ON  
 Marquaze Parker.....mar-QUEZ  
 Stephen Rusnak.....RUSS-nack  
 Keilan Smith.....KEY-lan  
 Brendan Sorsby.....SOARZ-bee  
 Evan Tengesdahl.....TANG-gess-da-hall  
 Taran Tyo.....TARE-in TYE-oh  
 Tawee Walker.....TAH-wee  
 Lyviel Waters.....LAH-vee-ell  
 Xavier Williams.....EX-zavier

Tyson Veidt.....VITE (Rhymes with bite)

# HEAD COACH SCOTT SATTERFIELD | THIRD SEASON

## 2018 SUN BELT AND 2019 ACC COACH OF THE YEAR

A two-time conference Coach of the Year, Cincinnati head coach Scott Satterfield enters his third season leading the Bearcats, prepared to elevate the program to new heights in the Big 12.

Hired by Cincinnati Director of Athletics John Cunningham on Dec. 5, 2022 as the 43rd head football coach at Cincinnati, Satterfield has compiled a 88-65 record (.575) in 13 years as a head coach with the Bearcats, Louisville Cardinals and Appalachian State Mountaineers.

He has earned a winning mark in seven seasons in addition to a 4-1 record in bowl games. He led the Mountaineers to three straight conference titles and four bowl appearances from 2013 to 2018 before taking over the Cardinals in 2019.

After a 3-9 debut season in the Big 12, Satterfield led Cincinnati to a 5-7 mark in 2024, showing significant progress. Three Bearcats earned First Team All-Big 12 honors in the highly competitive 16-team league.

A proven offensive strategist, Satterfield calls plays with a balanced approach. In 2024, Cincinnati averaged 420.6 yards per game (36th nationally), with Kiner securing a second straight 1,000-yard rushing season, Kandra earning All-American status the second-straight year, and tight end Joe Royer breaking Travis Kelce's school record for receptions by a tight end (50).

First-year quarterback Brendan Sorsby emerged as a dynamic dual-threat leader, becoming the only FBS quarterback to record a 425-yard passing game and a 125-yard rushing game in the same season. He finished 2024 as one of only four players nationally with at least 2,800 passing yards, 18 passing touchdowns, and nine rushing scores.

Satterfield steered the Bearcats' transition from the American Athletic Conference to the Big 12 in his first season at UC in 2023. Cincinnati's offense had 11 brand new starters for the 2023 season opener, returned only one scholarship wide receiver and featured 23 college transfers. Despite all of the turnover, the Bearcats still finished fifth in the country in rushing (217.1 ypg) and 33rd in total offense (426.1), and running back Corey Kiner authored just the 20th 1,000-yard rushing season in school history.

Additionally, Satterfield's offenses have been among the nation's most balanced, averaging both 200 yards passing and rushing every year from 2019-23.

Prior to coming to UC, Satterfield led Louisville to three bowls in four seasons. He lifted the Cardinals up from a 2-10 campaign in 2018 to an 8-5 record in his first season in 2019.

While at Louisville, he compiled a 25-24 record and saw 32 players collect All-ACC honors. Six Cardinals were selected in the NFL Draft during Satterfield's tenure as well.

In 2022, Satterfield led Louisville to a 7-5 mark and saw 13 players collect all-conference accolades. The Cardinals appeared in the College Football Playoff Rankings and beat two Top-25 teams. Louisville led the nation in total sacks (50), finished third in takeaways (30) and ranked 11th nationally and tops in the ACC in scoring defense (19.2).

The 2021 Louisville squad was led by a potent offense that averaged 31.6 points per game and ranked 21st nationally with 446.2 yards of total offense per game. Cunningham proved to be one of the country's top dual-threat quarterbacks, rushing for 1,031 yards and an ACC-leading 20 touchdowns while passing for 2,940 yards and another 19 scores.

Louisville was also explosive in 2020, leading the nation with nine plays of 60+ yards and six plays of more than 70 yards while ranking fifth in the ACC in total offense (444.2).

In 2019, Satterfield guided Louisville to the biggest turnaround in college football, increasing the Cardinals' win total by six and vaulting UofL to the Top 25 in total offense and rushing in his first year. Individually, Javian Hawkins broke the school record for rushing yards (1,525) by a running back, while wide receiver Tutu Atwell set the Louisville record for receiving yards (1,276) and tied the school mark with 12 TD catches.

Satterfield guided his alma mater to three consecutive Sun Belt Conference Championships and an impressive 51-24 record from 2013 to 2018. The Mountaineers held a 38-10 conference mark over six seasons,



including a 34-6 record over five seasons in the Sun Belt.

Along the way, he became the first coach to lead a school from the FCS level to FBS and immediately earn three consecutive bowl wins. Satterfield directed Appalachian State to three straight conference titles and led the program to four straight bowl appearances.

In 2018, Satterfield led Appalachian State to a 10-2 record and an in-season ranking of No. 25 in the AP poll, capping the season with a 30-19 victory over Louisiana to give the Mountaineers a win in the first-ever Sun Belt Conference Championship Game, securing a third-straight league title.

In 2017, during a 9-4 season that included a 7-1 run through the Sun Belt, the Mountaineers ranked among the Top 20 teams nationally in several categories, including No. 2 in fewest sacks allowed (eight).

The Mountaineers dominated both sides of the ball in 2016, finishing with a 7-1 league mark while allowing just 94 total points in eight Sun Belt games.

The 2015 season saw the Mountaineers finish 11-2—the 11 wins marking the highest total ever by an FBS program in its first season of bowl eligibility. App State completed the transition from the FCS to FBS by ranking among the Sun Belt's top two in 19 statistical categories and defeating Ohio, 31-29, in its first-ever bowl game, the Camellia Bowl in Montgomery, Ala. The 2015 campaign came on the heels of a breakout season in 2014, when Satterfield led the Mountaineers to an impressive 7-5 record in their first full season in the FBS ranks.

Satterfield helped Appalachian State win three consecutive FCS national championships in 2005, 2006 and 2007 as the quarterbacks coach and primary play-caller.

Among his many highlights as an assistant in Boone, N.C., he mentored two-time Walter Payton Player of the Year and FCS All-American Armanti Edwards. He helped lead the Mountaineers to the historic 34-32 upset at No. 5 Michigan to open the 2007 season.

Satterfield started 27 games at quarterback for App State. He collected first-team all-conference honors in 1995 after passing for 1,461 yards and rushing for 649 more to help lead the Mountaineers to the only undefeated, untied regular season (11-0) in school history and a 12-1 final record. He graduated with a degree in physical education in 1996.

He was an assistant coach at App State, beginning as the wide receivers coach in 1998. He moved to running backs from 1999 to 2002. From 2003 to 2008 he coached quarterbacks, including calling plays from 2004 to 2008 and serving as an integral part of the Mountaineers' transition from Power-I to spread offense in 2004.

Satterfield and his wife, Beth, a former track and field athlete athlete at Appalachian State, have a daughter, Alli, and two sons, Bryce and Isaac.



### PERSONAL INFORMATION

**Born:** December 21, 1972  
**Hometown:** Durham, N.C.  
**Wife:** Beth  
**Children:** Alli, Bryce, Isaac  
**Education:** Appalachian State ('96, B.S.)  
**Year in Coaching:** 27th

### PLAYING CAREER

YEAR	TEAM
1991-95	Appalachian State (Quarterback)

### COACHING CAREER

YEAR	SCHOOL	POSITION
1998	Appalachian State	Wide Receivers
1999-02	Appalachian State	Running Backs
2003-08	Appalachian State	Quarterbacks
2009	Toledo	Passing Game/QBs
2010-11	FIU	OC/QBs
2012	Appalachian State	Asst. HC/OC/QBs
2013-18	Appalachian State	Head Coach
2019-22	Louisville	Head Coach
2023-	Cincinnati	Head Coach

## SATTERFIELD POSTSEASONS

YEAR	SCHOOL	BOWL
1998	Appalachian State	FCS Playoffs
1999	Appalachian State	FCS Playoffs
2000	Appalachian State	FCS Playoffs
2001	Appalachian State	FCS Playoffs
2002	Appalachian State	FCS Playoffs
2005	Appalachian State	FCS Nat'l Champs
2006	Appalachian State	FCS Nat'l Champs
2007	Appalachian State	FCS Nat'l Champs
2008	Appalachian State	FCS Playoffs
2010	FIU	Little Caesar's
2011	FIU	Beef O'Brady's
2012	Appalachian State	FCS Playoffs
2015	Appalachian State	Camellia
2016	Appalachian State	Camellia
2017	Appalachian State	Dollar General
2018	Appalachian State	New Orleans
2019	Louisville	Music City
2021	Louisville	First Responder
2022	Louisville	Fenway

### SATTERFIELD'S HEAD COACHING RECORD

YEAR	SCHOOL	OVERALL	CONFERENCE
2013	Appalachian State (FCS)	4-8	4-4 Southern (T4th)
2014	Appalachian State	7-5	6-2 Sun Belt (3rd)
2015	Appalachian State	11-2	7-1 Sun Belt (2nd)
2016	Appalachian State	10-3	7-1 Sun Belt (T1st)
2017	Appalachian State	9-4	7-1 Sun Belt (T1st)
2018	Appalachian State	10-2	7-1 Sun Belt (T1st, East)
2019	Louisville	8-5	5-3 ACC (2nd, Atlantic)
2020	Louisville	4-7	3-7 ACC (12th)
2021	Louisville	6-7	4-4 ACC (T4th, Atlantic)
2022	Louisville	7-5	4-4 ACC (T3rd, Atlantic)
2023	Cincinnati	3-9	1-8 Big 12
2024	Cincinnati	5-7	3-6 Big 12
2025	Cincinnati	4-1	2-0 Big 12
<b>TOTAL</b>	<b>13 SEASONS</b>	<b>88-65 (.575)</b>	<b>60-42 (.588)</b>

## SATTERFIELD ALL-TIME RESULTS



## SCOTT SATTERFIELD

13 YEARS - 88-65 (.572)575

## 2025 (1-1, 0-0 BIG 12)

Aug. 28	vs. Nebraska	N	L	17-20
Sept. 6	Bowling Green	H	W	34-20
Sept. 13	Northwestern State	H	W	70-0
Sept. 27	at Kansas	A	W	37-34
Oct. 4	[14] Iowa State	H	W	38-30
Oct. 11	UCF	H		
Oct. 18	at Oklahoma State	A		
Oct. 25	Baylor	H		
Nov. 1	at Utah	A		
Nov. 15	Arizona	H		
Nov. 22	BYU	H		
Nov. 29	at TCU	A		

## 2024 (5-7, 3-6 BIG 12)

Aug. 31	Towson	H	W	38-20
Sept. 7	Pittsburgh	H	L	27-28
Sept. 14	at Miami (Ohio)	A	W	27-16
Sept. 21	Houston	H	W	34-0
Sept. 28	at Texas Tech	A	L	41-44
Oct. 12	at UCF	A	W	19-13
Oct. 19	Arizona State	H	W	24-14
Oct. 26	at Colorado	A	L	23-34
Nov. 9	West Virginia	H	L	24-31
Nov. 16	at Iowa State	A	L	17-34
Nov. 23	at Kansas State	A	L	15-41
Nov. 30	TCU	H	L	13-20

## 2023 (3-9, 1-8 BIG 12)

Sept. 2	Eastern Kentucky	H	W	66-13
Sept. 9	at Pittsburgh	A	W	27-21
Sept. 16	Miami (OH)	H	L	24-31 [OT]
Sept. 23	Oklahoma	H	L	6-20
Sept. 29	at BYU	A	L	27-35
Oct. 14	Iowa State	H	L	10-30
Oct. 21	Baylor	H	L	29-32
Oct. 28	at Oklahoma State	A	L	13-45
Nov. 4	UCF	H	L	26-28
Nov. 11	at Houston	A	W	24-14
Nov. 18	at West Virginia	A	L	21-42
Nov. 25	Kansas	H	L	16-49

## 2022 (8-5\* OVERALL, 4-4 ACC)

Sept. 3	at Syracuse	A	L	7-31
Sept. 9	at UCF	A	W	20-14
Sept. 16	Florida State	H	L	31-35
Sept. 24	South Florida	H	W	41-3
Oct. 1	at Boston College	A	L	33-34
Oct. 8	at Virginia	A	W	34-17
Oct. 22	Pittsburgh	H	W	24-10
Oct. 29	[10] Wake Forest	H	W	48-21
Nov. 5	James Madison	H	W	34-10
Nov. 12	at [10] Clemson	A	L	16-31
Nov. 19	[24] NC State	H	W	25-10
Nov. 26	at Kentucky	A	L	13-26
Dec. 17	vs. Cincinnati^^	N	W	24-7

^^Overall record indicates team record; did not coach in the Wasabi Fenway Bowl

## 2021 (6-7 OVERALL, 4-4 ACC)

Sept. 6	vs. Ole Miss	N	L	24-43
Sept. 11	Eastern Kentucky	H	W	30-3
Sept. 17	UCF	H	W	42-35
Sept. 25	at Florida State	A	W	31-23

Oct. 2	at [24] Wake Forest	A	L	34-37
Oct. 9	Virginia	H	L	33-34
Oct. 23	Boston College	H	W	28-14
Oct. 30	at NC State	A	L	13-28
Nov. 6	Clemson	H	L	24-30
Nov. 13	Syracuse	H	W	41-3
Nov. 18	at Duke	A	W	62-22
Nov. 27	Kentucky	H	L	21-52
Dec. 28	vs. Air Force^	N	L	28-31

^ - ServPro First Responder Bowl, Dallas, Texas

## 2020 (4-7 OVERALL, 3-7 ACC)

Sept. 12	Western Kentucky	H	W	35-21
Sept. 19	[17] Miami (Fla.)	H	L	34-47
Sept. 26	at [21] Pittsburgh	A	L	20-23
Oct. 9	at Georgia Tech	A	L	27-46
Oct. 17	at [4] Notre Dame	A	L	7-12
Oct. 24	Florida State	H	W	48-16
Oct. 31	Virginia Tech	H	L	35-42
Nov. 14	at Virginia	A	L	17-31
Nov. 20	Syracuse	H	W	30-0
Nov. 28	at Boston College	A	L	27-34
Dec. 12	Wake Forest	H	W	45-21

## 2019 (8-5 OVERALL, 5-3 ACC)

Sept. 2	[9] Notre Dame	H	L	17-35
Sept. 7	Eastern Kentucky	H	W	42-0
Sept. 14	vs. Western Kentucky	N	W	38-21
Sept. 21	at Florida State	A	L	24-35
Oct. 5	Boston College	H	W	41-39
Oct. 12	at [19] Wake Forest	A	W	62-59
Oct. 19	[3] Clemson	H	L	10-45
Oct. 26	Virginia	H	W	28-21
Nov. 9	at Miami	A	L	27-52
Nov. 16	at NC State	A	W	34-20
Nov. 23	Syracuse	H	W	56-34
Nov. 30	at Kentucky	A	L	13-45
Dec. 30	vs. Mississippi State^	N	W	38-28

^ - Music City Bowl, Nashville, Tenn.

## 2018 (11-2 OVERALL, 7-1 SUN BELT) • SUN BELT CHAMPS

Sept. 1	at [10] Penn State	A	L	38-45 [OT]
Sept. 8	at Charlotte	A	W	45-9
Sept. 15	Southern Miss			Canceled
Sept. 22	Gardner-Webb	H	W	72-7
Sept. 29	South Alabama	H	W	52-7
Oct. 9	at Arkansas State	A	W	35-9
Oct. 20	Louisiana	H	W	27-17
Oct. 25	at Georgia Southern	A	L	14-34
Nov. 3	at Navy *	A	W	42-0
Nov. 10	at Texas State	A	W	38-7
Nov. 17	Georgia State	H	W	45-17
Nov. 24	Troy	H	W	21-10
Dec. 1	Louisiana%	H	W	30-19
Dec. 15	vs. Middle Tennessee^	N	W	45-13

^ - did not coach in the R+L Carriers New Orleans Bowl  
% - Sun Belt Championship Game

## 2017 (9-4 OVERALL, 7-1 SUN BELT) • SUN BELT CHAMPS

Sept. 2	at [15] Georgia	A	L	10-31
Sept. 9	Savannah State	H	W	54-7
Sept. 16	at Texas State	A	W	20-13
Sept. 23	Wake Forest	H	L	19-20
Oct. 7	New Mexico State	H	W	45-31
Oct. 14	at Idaho	A	W	23-20
Oct. 21	Coastal Carolina	H	W	37-29
Oct. 28	at Massachusetts	A	L	27-30 [2OT]
Nov. 4	at Louisiana Monroe	A	L	45-52

Nov. 9	Georgia Southern	H	W	27-6
Nov. 25	at Georgia State	A	W	31-10
Dec. 2	Louisiana	H	W	63-14
Dec. 23	vs. Toledo^	N	W	34-0

^ - Dollar General Bowl

## 2016 (10-3 OVERALL, 7-1 SUN BELT) • SUN BELT CHAMPS

Sept. 1	at [9] Tennessee	A	L	13-20 [OT]
Sept. 10	Old Dominion	H	W	31-7
Sept. 17	[25] Miami (Fla.)	H	L	10-45
Sept. 24	at Akron	A	W	45-38
Oct. 1	Georgia State	H	W	17-3
Oct. 12	at Louisiana	A	W	24-0
Oct. 22	Idaho	H	W	37-19
Oct. 27	at Georgia Southern	A	W	34-10
Nov. 5	Texas State	H	W	35-10
Nov. 12	at Troy	A	L	24-28
Nov. 19	Louisiana Monroe	H	W	42-17
Nov. 26	at New Mexico State	A	W	37-7
Dec. 17	vs. Toledo^	N	W	31-28

^ - Raycom Media Camellia Bowl

## 2015 (11-2 OVERALL, 7-1 SUN BELT)

Sept. 5	Howard	H	W	49-0
Sept. 12	at [12] Clemson	A	L	10-41
Sept. 26	at Old Dominion	A	W	49-0
Oct. 3	Wyoming	W	W	31-13
Oct. 10	at Georgia State	A	W	37-3
Oct. 17	at Louisiana Monroe	A	W	59-14
Oct. 22	Georgia Southern	H	W	31-13
Oct. 31	Troy	H	W	44-41 [3OT]
Nov. 5	Arkansas State	H	L	27-40
Nov. 14	at Idaho	A	W	47-20
Nov. 28	Louisiana	H	W	28-7
Dec. 5	at South Alabama	A	W	34-27
Dec. 19	vs. Ohio^	N	W	31-29

^ - Raycom Media Camellia Bowl

## 2014 (7-5 OVERALL, 6-2 SUN BELT)

Aug. 30	at Michigan	A	L	14-52
Sept. 6	Campbell	H	W	66-0
Sept. 20	at Southern Miss	A	L	20-21
Sept. 25	at Georgia Southern	A	L	14-34
Oct. 4	South Alabama	H	L	21-47
Oct. 11	Liberty	H	L	48-55 [OT]
Oct. 18	at Troy	A	W	53-14
Nov. 1	Georgia State	H	W	44-0
Nov. 8	Louisiana Monroe	H	W	31-29
Nov. 15	at Arkansas State	A	W	37-32
Nov. 22	at Louisiana	A	W	35-16
Nov. 29	Idaho	H	W	45-28

## 2013 (4-8 OVERALL, 4-4 SOCON)

Aug. 31	at Montana	A	L	6-30
Sept. 7	North Carolina A&T	H	L	21-24
Sept. 21	at Elon	A	W	31-21
Sept. 28	Charleston Southern	H	L	24-27
Oct. 5	at The Citadel	A	L	28-31
Oct. 12	Samford	H	L	10-34
Oct. 19	at Furman	A	L	10-27
Oct. 26	Georgia Southern	H	W	38-14
Nov. 2	Chattanooga	H	L	28-35
Nov. 9	at Georgia	A	L	6-45
Nov. 16	at Wofford	A	W	33-21
Nov. 23	Western Carolina	H	W	48-27



# ASSISTANT COACHES & SUPPORT STAFF



**TYSON VEIDT (F)**  
DEFENSIVE COORDINATOR / SAFETIES  
SECOND SEASON • MUSKINGUM '96

- Dontay Corleone earned multiple All-America accolades and Simeon Coleman was named a freshman All-American in 2024.
- Spent eight years as associate head coach and linebackers coach at Iowa State. During that stretch, ISU led the Big 12 in five defensive categories, including scoring and total defense.
- 2017 National Linebacker Coach of the Year by Football Scoop.
- Head coach at Bluffton from 2008-13, guiding Beavers to 40 school records after inheriting one-win team.
- He and his wife, Mandy, have a son, Teddy, and twin girls, Lamonica and Guiliana.



**CORTNEY BRASWELL (F)**  
CO-DEFENSIVE COORDINATOR / LINEBACKERS  
THIRD SEASON • DALTON STATE '13

- Elevated to co-defensive coordinator ahead of 2025 season.
- Mentored Simeon Coleman to Freshman All-America campaign in 2024.
- Coached ILBs at Army in 2021-22 following a year coaching outside linebackers at Appalachian State.
- Mentored Arik Smith, who posted 86 tackles and 10.5 tackles for loss, to be earn the Defender of the Nation Award, which honors the top defensive player on a service academy in the nation.
- Served as a defensive quality control coach on Scott Satterfield's first Louisville team that improved by six wins in 2019.
- Braswell has two sons, Cayden and Isaiah.



**BRAD GLENN (PB)**  
OFFENSIVE COORDINATOR / WIDE RECEIVERS  
THIRD SEASON • CLEMSON '95

- The Bearcats averaged an impressive 420.6 yards of total offense per game in 2024, which ranked 36th in the nation.
- UC ranked fifth in the nation in rushing in 2023 (217.2 ypg).
- A 30-year veteran of the coaching ranks who spent the 2022 season as the passing game coordinator and quarterbacks coach at Virginia Tech following a very successful run as the offensive coordinator and quarterbacks coach at Georgia State from 2019 to 21.
- GSU averaged a school-record 33.3 ppg in 2020 and set school records for total yards (439.8 ypg) and rushing (241.6 ypg) in 2019.
- He and his wife, Anna, have a son, Hank, and daughters, Zoey and Landry.



**WALTER STEWART (F)**  
ASSISTANT COACH / DEFENSIVE LINE  
FOURTH SEASON • CINCINNATI '12

- Guided Jowon Briggs (seventh-round draft pick of Cleveland Browns) and Dontay Corleone to All-Big 12 honors in their first year in the league.
- Has coached three All-Americans over his career, including Corleone, who was PFF's top-rated defensive player in 2022.
- He has coached at UC, Temple, ECU, Florida A&M and Tennessee.
- Played for UC from 2008-12 as a defensive lineman. He was a team captain and second-team All-BIG EAST selection as a senior.
- He and his wife, Rebecca, have a daughter, Niya, and son, Nolan.



**LUKE PASCHALL (F)**  
SPECIAL TEAMS COORDINATOR  
FIRST SEASON • MIDDLE TENNESSEE '06

- One of three additions to the staff this year.
- Led Middle Tennessee's unit to a first-team all-conference long snapper, second-team punt returner and honorable mention, true-freshman punter.
- Helped Louisiana to nation's most punt return yards and touchdowns in 2022, as well as seven blocked kicks over two years.
- Mentored First-Team All-American kick returner Isaiah Rodgers at UMass while there from 2019-21.
- Coached wide receivers and special teams at North Carolina (2018) and Arkansas State (2014-17).
- He and his wife, Lauren, have two children, Emma Rose and Myles.



**SEAN DAWKINS (F)**  
ASSISTANT COACH / RUNNING BACKS  
SECOND SEASON • TROY '07

- Coached Corey Kiner to second straight 1,000-yard season in 2024.
- Spent 2022-23 at Memphis, where he mentored First-Team All-AAC running back Blake Watson and Tigers were No. 14 nationally in total offense.
- Led Charlotte to No. 1 ranking in rush offense in 2019, where it also set a school record with 2,639 rush yards.
- Lone season at Austin Peay (2017) saw Governors finish 8-4 after a 1-44 stretch prior.
- Engaged to Suan Allen; nine-month old daughter Kaaliyah Dawkins, and he has an older daughter, Hazel Highsmith.



**EDDIE HICKS (F)**  
ASSISTANT COACH / CORNERBACKS  
FIRST SEASON • SOUTHERN MISS '09

- Graduate assistant at Cincinnati under Butch Jones in 2013.
- Spent the last two years as lead defensive analyst for LSU.
- Coached at Jacksonville State in 2022, helping the Gamecocks to a 9-2 record in its transition from FCS to FBS.
- Helped Charlotte to school records for wins and win streak, as well as its first-ever bowl game (2019-21).
- All-Conference USA defensive back at Southern Miss, totaling 13 interceptions while leading the Golden Eagles to four bowl games.
- He and his wife, JoTrina, have two sons, Eddie IV and Jayvion, and a daughter, Emari.



**JOSH STEPP (F)**  
ASSISTANT COACH / TIGHT ENDS  
THIRD SEASON • NEWBERRY '07

- UC's tight end group saw a major resurgence in 2024, led by Joe Royer's record-setting 50-catch season. Royer was a First Team All-Big 12 selection.
- Coached TEs at Louisville and served as the recruiting coordinator in 2022. He helped lead an offense that averaged more than 400 yards per game.
- Spent six seasons at Georgia State, where he was promoted to offensive coordinator and quarterbacks coach in 2022.
- He and his wife Caryn have four daughters: Rilee Hope, Emma Paisley, Hadley James and Blakely Rynne.



**NIC CARDWELL (F)**  
ASSISTANT COACH / OFFENSIVE LINE  
THIRD SEASON • APPALACHIAN STATE '08

- Coached right guard Luke Kandra to back-to-back All-America seasons in 2023 and 2024 and mentored 2024 NFL Draft selection John Williams.
- UC's line paved the way for 217.1 rush yards per game in 2023 (No. 5 nationally).
- In 2022, Louisville ranked second in the ACC and No. 22 nationally in rushing offense (200.6). He developed two All-ACC honorees in 2022.
- App State's offensive line was one of 13 semifinalists for the Joe Moore Award in 2021, where the Mountaineers ranked 12th in sacks allowed.
- He and his wife, Kira, have three children: Kai, Blakely and Brewer.



**PETE THOMAS (PB)**  
ASSISTANT COACH / QUARTERBACKS  
THIRD SEASON • NC STATE '14

- Guided Brendan Sorsby to excellent 2024 season; Sorsby was one of just four FBS quarterbacks to pass for over 2,800 yards and 18 touchdowns, while also rushing for nine touchdowns
- Spent four seasons on staff at Louisville following two seasons at Appalachian State.
- At Louisville, developed Malik Cunningham to become the sixth FBS player to pass for 9,000 yards and rush for 3,000 yards in a career.



**ADAM BRAITHWAITE (F)**  
ASSISTANT COACH / STARS  
FIRST SEASON • WILLIAM & MARY '02

- Defensive coordinator at Samford in 2024 and Tennessee Tech in 2023.
- Helped the Golden Eagles' defense to fewest yards per game (306.1) in the conference.
- Linebackers coach at Charlotte from 2020-02, overlapping with current UC cornerbacks coach Eddie Hicks.
- Spent 3 years as Richmond's defensive coordinator and has prior stops at West Virginia and Michigan early in his career, along with the FCS and Division III.
- Played for William and Mary from 1997-01.



**ZACH GRANT**  
GENERAL MANAGER  
THIRD SEASON • NOTRE DAME '16

- FootballScoop.com's Player Personnel Director of the Year at Western Kentucky in 2021.
- Instrumental in bringing some of UC's top players to Clifton, including Brendan Sorsby, Joe Royer (both transfers) and 2024 Freshman All-America linebacker Simeon Coleman.
- Was hired at WKU in 2017 as the nation's youngest Director of Player Personnel (23), and he was elevated to GM in 2021.
- Recruited five WKU players who were drafted in top four rounds of NFL.
- Spent 2022 season as Director of Player Personnel at Ohio State.
- Served in several undergrad roles within Notre Dame Football.

## PLAYER PROFILES - OFFENSE



## 0 // ISAIAH JOHNSON

WR / SO. / 5-10 / 185

FORT WALTON BEACH, FLA. / CHOCTAWHATCHEE / WESTERN CAROLINA

- Both of his first catches as a Bearcat were touchdowns against Northwestern State: 8 yards from Brendan Sorsby, 42 from Samaj Jones.
- Three of his four catches have been for 25-plus yards.
- Joined the Bearcats after spending one season at Western Carolina.
- Tied for second on the team with five touchdown catches in 2024.
- All five TDs came in the second half of the season.
- Also lettered in basketball and track and field, winning a Florida 3-A state title in the long jump as a nationally-ranked performer.

## CAREER RECEIVING STATISTICS

SEASON	GP	REC	YDS	TD	LONG	AVG./R
2024 (WCU)	11	21	303	5	62	14.4
2025	5	4	109	2	42	27.3
<b>TOTAL</b>	<b>16</b>	<b>25</b>	<b>412</b>	<b>7</b>	<b>62</b>	<b>16.5</b>

CAREER HIGHS \*At Western Carolina (2024)

RECEPTIONS\*: 6 at Furman, 10/19/24

RECEIVING YARDS\*: 117 at Furman, 10/19/24

RECEIVING TOUCHDOWNS: 2, 2x, last vs. Northwestern State, 9/13/25

LONGEST RECEPTION\*: 62 at Furman, 10/19/24



## 3 // TAWEE WALKER

RB / R-SR. / 5-8 / 218

NORTH LAS VEGAS, NEV. / CENTENNIAL / PALOMAR JC / OKLAHOMA / WISCONSIN

- Two touchdowns at Kansas, including game-winner with 29 seconds left that followed a 17-yard carry up the middle.
- Trucked the same Iowa State player twice in that game, earning social media recognition from NFL Network's Angry Runs host Kyle Brandt.
- Second on the team in rushing, season-high 66 yards vs. Northwestern State.
- 2024 All-Big Ten Honorable Mention at Wisconsin.
- Started nine games for the Badgers, leading the team in rushing.
- Scored nine touchdowns against Big Ten competition, fourth-most in the conference.
- Rushed for season-high 198 yards at Rutgers on 10/12/14.
- Spent 2022-23 seasons at Oklahoma, tallying 575 rushing yards and seven touchdowns.
- Rushed for 15 yards and caught two passes for 27 yards against Cincinnati at Nippert Stadium on 9/23/23.
- Spent 2021 season at Palomar Junior College, rushing for 875 yards and eight touchdowns in 11 games.

## CAREER RUSHING STATISTICS

SEASON	GP	ATT	YDS	AVG./R	TD	LONG	AVG/G
2022 (OU)	11	18	62	3.4	0	7	5.6
2023 (OU)	12	102	513	5.0	7	30	42.8
2024 (WISC)	11	190	864	4.5	10	55	78.5
2025	5	56	313	5.6	3	22	62.6
<b>TOTAL</b>	<b>39</b>	<b>366</b>	<b>1752</b>	<b>4.8</b>	<b>20</b>	<b>55</b>	<b>44.9</b>

CAREER HIGHS \*At Wisconsin (2024);

RUSHING ATTEMPTS\*: 24 at Rutgers, 10/12/24

RUSHING YARDS\*: 198 at Rutgers, 10/12/24

RUSHING TOUCHDOWNS\*: 3 (2x) last at Rutgers, 10/12/24

LONG RUSH\*: 55 at Rutgers, 10/12/24



## 2 // BRENDAN SORSBY

QB / R-JR. / 6-3 / 228

DENTON, TEXAS / LAKE DALLAS / INDIANA

TWO-TIME BIG 12 OFFENSIVE PLAYER OF THE WEEK IN 2025

BIG 12 NEWCOMER OF THE YEAR HONORABLE MENTION (2024)

- PFF's top-rated quarterback in the country (91.1).
- Ranks 11th nationally in passing efficiency (180.0), 15th nationally in yards per completion (14.1).
- Iowa State game included calling his own number for 20-yard rushing TD on fourth down late in first half, in addition to an 82-yard TD pass to Caleb Goodie late, the longest UC connection in nine years.
- Led game-winning 75-yard TD drive over 1:16 at Kansas in final seconds, capping his fourth 300-yard game of his career and second this season.
- Last three first halves: 39-of-50 (78.0%), 608 yards, 9 TDs and no turnovers.
- Big 12 Offensive POTW following Northwestern State: 15-for-15, 253 yards, 5 passing TDs (all in first quarter), plus 23-yard rushing score in second.
- Big 12 record of five passing TDs in one quarter, as well as second-highest QBR (99.8) in league history.
- Rushed for 96 yards and two touchdowns at Nebraska, leading all Big 12 QB's in rushing in Week 1; had 40 against Bowling Green for fourth time leading UC on ground.
- Emerged as one of the Big 12's top signal-callers and one of the nation's top dual threat quarterbacks in his first season at Cincinnati after transferring from Indiana.
- Was the only FBS quarterback to log a 425-yard passing game (at Texas Tech) and a 125-yard rushing game (at Iowa State) in 2024.
- Capped 2024 as one of just four players in the nation to pass for 2,800+ yards and 18 touchdowns and rush for nine touchdowns.
- Nine rushing touchdowns were the third-most by a UC QB behind only Desmond Ridder in 2020 (12) and Tony Kapetan in 1979 (11)
- His 64% completion percentage ranked third in the Big 12 and sixth in a single-season in Cincinnati history.
- Top performance came on the road on Texas Tech when he completed 31 of 45 pass attempts for 426 yards and four touchdowns with one interception, while adding 52 rushing yards in 44-41 shootout loss to the Red Raiders.
- His 478 total yards were the most in a single-game by a Big 12 player in 2024, and the fourth-highest total by a Power 4 quarterback.
- Spent two seasons at Indiana, redshirting in 2022 before passing for 1,587 yards and 15 touchdowns with only five interceptions in 2023.

## CAREER PASSING STATISTICS

SEASON	GP	COMP	ATT	PCT	YDS	TD	INT	LONG	AVG/P
2022 (IU)	1	3	6	50.0	8	0	1	9	2.7
2023 (IU)	10	135	237	57.0	1,587	15	5	90	11.8
2024	12	249	389	64.0	2,813	18	7	80	11.3
2025	5	87	132	65.9	1,257	12	1	82	14.4
<b>TOTAL</b>	<b>28</b>	<b>474</b>	<b>764</b>	<b>62.0</b>	<b>5,665</b>	<b>45</b>	<b>14</b>	<b>90</b>	<b>12.0</b>

## CAREER RUSHING STATISTICS

SEASON	GP	ATT	YDS	AVG./R	TD	LONG	AVG/G
2022 (IU)	1	2	-8	-4	0	0	-4
2023 (IU)	10	113	276	2.4	4	25	27.6
2024	12	105	447	4.3	9	41	37.3
2025	5	44	291	6.6	5	29	58.2
<b>TOTAL</b>	<b>28</b>	<b>264</b>	<b>1006</b>	<b>3.8</b>	<b>18</b>	<b>41</b>	<b>35.9</b>

CAREER HIGHS \*At Indiana (2022-23)

PASSING ATTEMPTS: 45 at Texas Tech, 9/21/24

PASSING COMPLETIONS: 31 at Texas Tech, 9/21/24

PASSING YARDS: 426 at Texas Tech, 9/21/24

PASSING TOUCHDOWNS: 5 vs. Northwestern State, 9/13/25

LONGEST PASS\*: 90 at Penn State, 10/28/23

RUSHING ATTEMPTS\*: 17 at Illinois, 11/11/23

RUSHING YARDS: 143 at Iowa State, 11/16/24

RUSHING TOUCHDOWNS\*: 2 (3x) last vs. Arizona State, 10/19/24

LONGEST RUSH: 41 at Iowa State, 11/16/24

## PLAYER PROFILES - OFFENSE



## 4 // CYRUS ALLEN

WR / SR. / 5-11 / 180

NEW ORLEANS, LA. / LANDRY-WALKER / LOUISIANA TECH / TEXAS A&amp;M

- Team-leading 26 catches and five touchdowns on the year.
- Career-high 11 catches, in addition to third-career 100-yard game and first at UC, in road win at Kansas (128 yds).
- Leads team with 23 receptions.
- Played at Texas A&M in 2024, grabbing 18 receptions for 269 yards and a touchdown.
- Played 2022-23 seasons at Louisiana Tech, catching 68 passes for 1,278 yards and eight touchdowns.
- Ranked fifth among all CUSA players in 2023 with 70.7 receiving yards per game.
- Caught five passes for 121 yards and two touchdowns in first collegiate game at Missouri in 2022.
- Led all FBS freshman in scrimmage plays over 30 yards with 10 in 2022.

## CAREER RECEIVING STATISTICS

SEASON	GP	REC	YDS	TD	LONG	AVG./R
2022 (LT)	10	22	500	4	64	22.7
2023 (LT)	11	46	778	4	85	16.9
2024 (A&M)	10	18	269	1	73	14.9
2025	5	26	295	5	44	11.3
<b>TOTAL</b>	<b>36</b>	<b>112</b>	<b>1842</b>	<b>14</b>	<b>85</b>	<b>11.3</b>

CAREER HIGHS \*At Texas A&amp;M (2024); ^At Louisiana Tech (2022-23)

RECEPTIONS: 11 at Kansas, 9/27/25

RECEIVING YARDS^: 170 vs. Sam Houston, 11/11/23

RECEIVING TOUCHDOWNS: 2 at Kansas, 9/27/25

LONGEST RECEPTION^: 85 at UTEP, 9/29/23



## 6 // EVAN PRYOR

RB / R-SR. / 5-9 / 195

CORNELIUS, N.C. / WILLIAM AMOS HOUGH / OHIO STATE

2024 CSC ACADEMIC ALL-DISTRICT

- Career-high 111 yards on 10 carries in win over Iowa State, including touchdowns of 30 and 18 yards (first multi-TD game of his career as well).
- Played in all 12 games last season, scoring seven total touchdowns and recording 622 all-purpose yards.
- Scored four touchdowns of at least 55 yards in 2024.
- Averaged 7.46 yards per carry, second in the Big 12 among qualified players.
- Five catches for 100 yards, including an 80-yard TD reception, vs. West Virginia last year; his 80-yard TD catch was longest play of the season for UC and longest pass play since 2021.
- Spent 2021-23 seasons at Ohio State, rushing for 147 yards on 40 carries with one touchdown. Missed all of 2022 due to injury.

## CAREER RUSHING STATISTICS

SEASON	GP	ATT	YDS	AVG./R	TD	LONG	AVG/G
2021 (OSU)	4	21	98	4.7	1	16	24.5
2022 (OSU)				DNP			
2023 (OSU)	4	19	49	2.6	0	6	12.3
2024	12	56	418	7.5	6	65	34.9
2025	5	33	301	9.1	2	46	60.2
<b>TOTAL</b>	<b>25</b>	<b>129</b>	<b>866</b>	<b>6.7</b>	<b>9</b>	<b>65</b>	<b>34.6</b>

CAREER HIGHS \*At Ohio State (2021-23)

RUSHING ATTEMPTS\*: 11 at Indiana 10/23/21

RUSHING YARDS: 111 vs. Iowa State, 10/4/25

RUSHING TOUCHDOWNS: 2 vs. Iowa State, 10/4/25

LONG RUSH: 65 at Miami (OH), 9/14/24

RECEPTIONS: 5 vs. West Virginia, 11/9/24

RECEIVING YARDS: 100 vs. West Virginia, 11/9/24

LONG RECEPTION: 80 vs. West Virginia, 11/9/24



## 7 // CHANCE WILLIAMS

RB / R-JR. / 5-7 / 190

BATON ROUGE, LA. / SCOTLANDVILLE / GRAMBLING STATE

- Rushed for a three-yard TD vs. Northwestern State, his first score as a Bearcat.
- Appeared in four games in 2024 before redshirting.
- Rushed for 38 yards on four carries vs. Houston, a season-high rushing total.
- Played 2022-23 seasons at Grambling State, which included a Second-Team All-SWAC campaign in 2023.
- Had 15 catches for 135 yards to complement an 878-yard, six-touchdown rushing season.
- Posted 106 yards on only seven carries at LSU in 2023.

## CAREER RUSHING STATISTICS

SEASON	GP	ATT	YDS	TD	LONG	AVG./R
2022 (GSU)	11	57	223	2	22	3.9
2023 (GSU)	11	148	878	6	61	5.9
2024	4	15	67	0	16	4.5
2025	3	5	11	1	5	2.2
<b>TOTAL</b>	<b>29</b>	<b>224</b>	<b>1173</b>	<b>9</b>	<b>61</b>	<b>5.2</b>

CAREER HIGHS \*At Grambling State (2022-23)

RUSHING ATTEMPTS\*: 19 (2x) last vs. Southern, 11/25/23

RUSHING YARDS\*: 174 vs. Texas Southern, 9/23/23

RUSHING TOUCHDOWNS\*: 2, vs. Bethune-Cookman, 10/28/23

LONG RUSH\*: 61 vs. Bethune-Cookman, 10/28/23



## 8 // NOAH JENNINGS

WR / JR. / 6-0 / 190

COLUMBIA, S.C. / WESTWOOD / CHARLESTON SOUTHERN

- Earned first UC start in the Iowa State win, hauling in season-long 36-yard catch.
- Saved the day at Kansas with a one-handed, 18-yard catch-and-run on 4th-and-10, setting up the game-winning TD drive.
- Played the last two seasons at Charleston Southern, totaling 72 catches for 885 yards and four touchdowns
- Posted season highs in receptions (seven), yards (97), and touchdowns (two) at Furman in 2024.
- Had at least three receptions in nine games in 2024.
- Logged 26 receptions, 410 yards, and a touchdown as a freshman in 2023 en route to receiving Phil Steele Second-Team Freshman All-America honors
- Had eight catches for 204 yards and a TD at Robert Morris, the most receiving yards by a Big South player during the 2023 season.
- Two-time all-state honoree at Westwood High School
- Named regional offensive player of the year in 2021, catching 41 passes for 856 yards and scoring 11 total touchdowns.

## CAREER RECEIVING STATISTICS

SEASON	GP	REC	YDS	TD	LONG	AVG./R
2023 (CSU)	10	26	410	1	58	15.8
2024 (CSU)	12	46	475	3	31	10.3
2025	5	9	121	0	36	13.4
<b>TOTAL</b>	<b>27</b>	<b>81</b>	<b>1006</b>	<b>4</b>	<b>58</b>	<b>12.4</b>

CAREER HIGHS \*At Charleston Southern (2023-24)

RECEPTIONS\*: 8 at Robert Morris, 11/11/23

RECEIVING YARDS\*: 204 at Robert Morris, 11/11/23

RECEIVING TOUCHDOWNS\*: 2 at Furman, 9/7/24

LONGEST RECEPTION\*: 58 at Robert Morris, 11/11/23



## PLAYER PROFILES - OFFENSE



## 9 // JEFF CALDWELL

WR / SR. / 6-5 / 215

LOUISVILLE, KY. / BUTLER / LINDENWOOD

- Earned his seventh-career 100-yard game, and first at UC, against Bowling Green, which included a nine-yard TD in which he stretched his length across the goal line.
- Played three seasons at Lindenwood, appearing in 28 games.
- Named a finalist for the 2024 Walter Payton Award, annually given to the top offensive player in FCS, one of only three wide receivers to be named a finalist
- Second-Team All-American by Stats Perform and First-Team All-OVC in 2024.
- 11 receiving TDs ranked eighth in the country last year.
- Tied career high with four touchdown receptions vs. Eastern Illinois, tied for most in a game by an FCS receiver in 2024.
- Caught 32 passes for 599 yards and eight touchdowns in 2023, earning first-team all-conference honors. Twice was named OVC Player of the Week.

## CAREER RECEIVING STATISTICS

SEASON	GP	REC	YDS	TD	LONG	AVG./R
2022 (LIND)	7	8	141	4	43	17.6
2023 (LIND)	9	32	599	8	73	18.7
2024 (LIND)	12	53	1,032	11	93	19.5
2025	5	13	220	1	39	16.9
<b>TOTAL</b>	<b>33</b>	<b>106</b>	<b>1,992</b>	<b>24</b>	<b>93</b>	<b>18.8</b>

CAREER HIGHS \*At Lindenwood (2022-24)

RECEPTIONS\*: 8 at UT Martin, 11/23/24

RECEIVING YARDS\*: 185 at Western Illinois, 9/16/23

RECEIVING TOUCHDOWNS\*: 4 (2x) last at Eastern Illinois, 9/28/24

LONGEST RECEPTION\*: 93 vs. St. Thomas, 9/21/24



## 10 // CALEB GOODIE

WR / JR. / 6-1 / 178

BREAUX BRIDGE, LA. / MEMORIAL / COLORADO STATE

- Team-leading 334 receiving yards on the year.
- Gave UC the necessary cushion with 5:57 left on 82-yard TD catch, UC's longest pass play in nine years.
- Caught three passes for career-best 106 yards and a TD vs. Northwestern State, following that up with career-high five for 91 at Kansas.
- Played two seasons at Colorado State.
- Ranked among the nation's top five fastest wide receivers in average speed last season according to Telemetry Sports, a data and analytics company used by more than 50 NFL and college football programs.
- Recorded 50 catches for 1,100 yards and 18 total touchdowns, including four kickoff return TDs, for Memorial High School.

## CAREER RECEIVING STATISTICS

SEASON	GP	REC	YDS	TD	LONG	AVG./R
2023 (CSU)	9	1	-1	0	-1	-1
2024 (CSU)	11	21	436	4	85	20.8
2025	5	15	334	2	82	22.3
<b>TOTAL</b>	<b>25</b>	<b>37</b>	<b>769</b>	<b>6</b>	<b>85</b>	<b>20.8</b>


CAREER HIGHS \*At Colorado State (2023-24)

RECEPTIONS: 5 at Kansas, 9/27/25

RECEIVING YARDS: 106 vs. Northwestern State, 9/13/25

RECEIVING TOUCHDOWNS: 1 (6x), last vs. Iowa State, 10/4/25

LONGEST RECEPTION\*: 85 at Air Force, 10/19/24



## 11 // JOE ROYER

TE / R-SR. / 6-5 / 250

CINCINNATI, OHIO / ELDER / OHIO STATE

2024 FIRST TEAM ALL-BIG 12

- Ranked third on The Athletic's Dane Brugler's 2026 NFL Draft tight end rankings and appeared in Todd McShay's "Way Too Early" 2026 NFL Mock Draft.
- Caught two touchdowns vs. Northwestern State, his first career multi-TD game.
- Team-high four catches and a 12-yard score in win over Iowa State.
- His 73-yard reception against Bowling Green was the longest for a UC tight end since 2019, en route to the first 100-yard game for a UC TE since 2018.
- Tallied 50 receptions for 521 yards and three touchdowns en route to All-Big 12 First Team accolades in 2024. Led all Big 12 tight ends in receptions and receiving yards last season.
- Set the Cincinnati single-season receptions by a tight ends record, which was previously held by Travis Kelce (45, 2012).
- Logged at least three receptions in nine games, including a high of eight at UCF.
- Appeared in 14 games and made four catches for Ohio State from 2021-23.

## CAREER RECEIVING STATISTICS

SEASON	GP	REC	YDS	TD	LONG	AVG./R
2021 (OSU)	5	1	9	0	9	9.0
2022 (OSU)	5	2	10	0	9	5.0
2023 (OSU)	4	1	5	0	5	5.0
2024	12	50	521	3	38	10.4
2025	5	14	182	3	73	13.0
<b>TOTAL</b>	<b>31</b>	<b>68</b>	<b>727</b>	<b>6</b>	<b>73</b>	<b>10.7</b>

## CAREER HIGHS

RECEPTIONS: 8 at UCF, 10/12/24

RECEIVING YARDS: 104 vs. Bowling Green, 9/6/25

RECEIVING TOUCHDOWNS: 2 vs. Northwestern State, 9/13/25

LONGEST RECEPTION: 73 vs. Bowling Green, 9/6/25



## 14 // BARRY JACKSON JR.

WR / R-SO. / 5-11 / 195

ELLENWOOD, GA. / CEDAR GROVE

- Appeared in 10 games in 2024, making two starts.
- Tallied receptions against Towson, Houston, and UCF.
- Also ran the ball seven times for 21 yards.
- Caught a 65-yard touchdown as a true freshman in 2023, the longest play of the season for the Bearcats.
- Four-star recruit according to Rivals and one of the top 50 prospects in the state of Georgia according to 247Sports.
- Led Cedar Grove to an 11-3 record and an appearance in the Georgia 3A state championship game in 2022.
- Caught 28 passes for 510 yards and seven scores as a junior in 2021, helping lead Cedar Grove to a 3A state championship.

## CAREER RECEIVING STATISTICS

SEASON	GP	REC	YDS	TD	LONG	AVG./R
2023	4	4	100	1	65	25.0
2024	10	3	22	0	12	7.3
2025	5	0	0	0	0	0
<b>TOTAL</b>	<b>19</b>	<b>7</b>	<b>122</b>	<b>1</b>	<b>65</b>	<b>17.4</b>

## CAREER HIGHS

RECEPTIONS: 1 (7x) last at UCF, 10/12/24

RECEIVING YARDS: 65 vs. Eastern Kentucky, 9/2/23

RECEIVING TOUCHDOWNS: 1 vs. Eastern Kentucky, 9/2/23

LONGEST RECEPTION: 65 vs. Eastern Kentucky, 9/2/23

## PLAYER PROFILES - OFFENSE



## 16 // BRADY LICHTENBERG

QB / R-SR. / 6-1 / 200

TOLEDO, OHIO / ST. JOHN'S JESUIT

- Made 2025 debut vs. Northwestern State, lofting 29-yard TD pass to Cyrus Allen before halftime and finishing 4-of-6.
- Saw action in three games last season as backup quarterback.
- Completed 3-of-4 passes for 25 yards vs. Houston.
- Primary backup quarterback in 2023, seeing action in seven games and making one start vs. West Virginia.
- First career collegiate touchdown pass came against Eastern Kentucky (9/2/23).
- Saw most action vs. Oklahoma State in 2023, completing 5-of-9 passes.
- Three-star recruit was one of the Top-50 recruits in Ohio and No. 41 pro-style QB in the 2021 class

## CAREER PASSING STATISTICS

SEASON	GP	COMP	ATT	PCT	YDS	TD	INT	LONG	AVG/P
2022	2	0	0	0	0	0	0	0	0
2023	7	19	34	55.9	252	2	1	65	13.3
2024	3	3	5	60.0	25	0	0	10	8.3
2025	1	4	6	66.7	56	1	0	29	14.0
<b>TOTAL</b>	<b>13</b>	<b>26</b>	<b>45</b>	<b>57.8</b>	<b>333</b>	<b>3</b>	<b>1</b>	<b>65</b>	<b>12.8</b>

## CAREER HIGHS

PASSING ATTEMPTS: 9 at Oklahoma State 10/28/23

PASSING COMPLETIONS: 5 at Oklahoma State 10/28/23

PASSING YARDS: 93 vs. ECU 9/2/23

PASSING TOUCHDOWNS: 1 vs. ECU 9/2/23, at Oklahoma State 10/28/23

LONGEST PASS: 65 vs. ECU 9/2/23



## 21 // PATRICK GURD

TE / R-SR. / 6-4 / 250

NEW ALBANY, OHIO / NEW ALBANY / OHIO STATE

- Touted by staff for his abilities in the run game; made special teams tackle vs. Bowling Green.
- Spent five seasons at Ohio State, appearing in 27 games.
- Played in 14 games for the National Championship-winning Buckeyes in 2024, recording one catch for six yards
- Logged snaps in three of OSU's College Football Playoff games, including the final vs. Notre Dame.
- Four-time OSU Scholar-Athlete and three-time Academic All-Big 10.
- 2023 Hampshire Honor Society member.
- Starred at New Albany High School, playing tight end, outside linebacker, and defensive end.

## CAREER RECEIVING STATISTICS

SEASON	GP	REC	YDS	TD	LONG	AVG./R
2020 (OSU)	1	0	0	0	0	0.0
2021 (OSU)	1	0	0	0	0	0.0
2022 (OSU)	3	0	0	0	0	0.0
2023 (OSU)	8	1	9	0	9	9.0
2024 (OSU)	14	1	6	0	6	6.0
2025	5	2	23	0	17	11.5
<b>TOTAL</b>	<b>32</b>	<b>4</b>	<b>38</b>	<b>0</b>	<b>17</b>	<b>9.5</b>

## CAREER HIGHS

RECEPTIONS: 4 (3x), last vs. Northwestern State, 9/13/25

RECEIVING YARDS: 17 vs. Northwestern State, 9/13/25

LONGEST RECEPTION: 17 vs. Northwestern State, 9/13/25



## 29 // MANNY COVEY

RB / R-SO. / 5-11 / 192

STARKE, FLA. / BRADFORD

- His 88-yard punt return TD at Kansas was called back due to penalty.
- Appeared in all 12 games in 2024.
- Best game came at Texas Tech, when he caught six passes for 100 yards and two touchdowns.
- First UC running back with two touchdown catches since 2012.
- Five rushes for 26 yards in the season opener vs. Towson.
- Three-star running back out of IA program in NE Florida.
- Ran for 985 yards on 138 carries for an average of 7.1 yards per carry his final two years.

## CAREER RUSHING STATISTICS

SEASON	GP	ATT	YDS	TD	LONG	AVG/C
2024	12	17	62	0	11	3.6
2025	5	5	44	0	24	8.8
<b>TOTAL</b>	<b>17</b>	<b>22</b>	<b>106</b>	<b>0</b>	<b>24</b>	<b>4.8</b>

## CAREER HIGHS

RUSHING ATTEMPTS: 8 at Texas Tech, 9/21/24

RUSHING YARDS: 26 vs. Towson, 8/31/24

LONG RUSH: 11 vs. Towson, 8/31/24

## CAREER RECEIVING STATISTICS

SEASON	GP	REC	YDS	TD	LONG	AVG/C
2024	12	8	119	2	71	14.9
<b>TOTAL</b>	<b>12</b>	<b>8</b>	<b>119</b>	<b>2</b>	<b>71</b>	<b>14.9</b>

## CAREER HIGHS

RECEPTIONS: 6 at Texas Tech, 9/21/24

RECEIVING YARDS: 100 at Texas Tech, 9/21/24

RECEIVING TOUCHDOWNS: 2 at Texas Tech, 9/21/24

LONG RECEPTION: 71 at Texas Tech, 9/21/24



## 50 // EVAN TENGESDAHL

OL / R-SO. / 6-3 / 320

DAYTON, OHIO / WAYNE

BIG 12 O-LINE OF THE WEEK (NW STATE, KANSAS, IOWA STATE)

- Has started first five games at left guard.
- Played in 11 games last season as a reserve offensive lineman.
- Redshirted in 2023.
- Four-star prospect according to On3 and a consensus three-star recruit overall who was ranked among the Top 20 prospects in Ohio for 2023 class.
- ESPN's fifth-best offensive center prospect in its 2023 rankings.
- Named to the All-Southwest Ohio Team.
- Earned First Team All-GWOC honors in 2022
- In his second year as an FC Cincinnati college ambassador.
- Taught himself how to play the drums.

## PLAYER PROFILES - DEFENSE

**53 // GAVIN GERHARDT**

OL / R-SR. / 6-4 / 300  
XENIA, OHIO / XENIA

**BIG 12 O-LINE OF THE WEEK (NW STATE, KANSAS, IOWA STATE)**  
**2023 HONORABLE MENTION ALL-BIG 12**  
**2023 CSC ACADEMIC ALL-DISTRICT**


- Three-time team captain.
- Has started all five games at center.
- Consecutive starts streak stands at 28, career starts total sits at 40.
- Helped a Cincinnati offense that ranked sixth in the Big 12 in total offense (420.6) and paved the way for running back Corey Kiner to rush for a second consecutive 1,000-yard season
- Tied for team lead among offensive linemen with 41 knockdowns.
- Catalyst behind UC ranking fifth nationally in rushing (217.1 ypg) and 33rd in total offense (426.1 ypg) in 2023.
- Third-highest rated center in Big 12 by PFF and sixth nationally for run-grade blocking (79.7) in 2023.
- Helped lead Xenia to the 2019 Miami Valley League Championship and the first Ohio High School Athletic Association playoff appearance in school history.

**56 // DEONDRE BUFORD**

OL/ R-SR. / 6-4 / 325  
DETROIT, MICH. / MARTIN LUTHER KING / KENTUCKY

**BIG 12 O-LINE OF THE WEEK (NW STATE, KANSAS, IOWA STATE)**

- Started the four of the first five games at right tackle.
- Played in 11 games in 2024, making eight starts.
- Five starts came at right tackle, three at left guard.
- Started all 12 games at right tackle in 2023, his first season at UC.
- His blocking helped UC rank No. 5 in the country in rushing (217.1) and No. 33 in total offense (426.1).
- Appeared in all 13 games for Kentucky in 2022, seeing action at both the guard and tackle spots with a pair of starts.
- Saw action in two games in 2021 after redshirting in 2020.

**74 // JOE COTTON**

OL / R-JR. / 6-6 / 317  
SIOUX FALLS, S.D. / ROOSEVELT / SOUTH DAKOTA

**BIG 12 O-LINE OF THE WEEK (NW STATE, KANSAS, IOWA STATE)**

- Started the first five games at left tackle.
- Top-ranked offensive linemen in the spring transfer portal.
- Played three seasons at South Dakota, earning two all-league nods from the Missouri Valley conference.
- Named to All-Newcomer Team in 2022 and Second Team All-Conference in 2023.
- Earned Phil Steele Freshman All-America honors in 2023 as well.
- Started 27 games at left tackle over the last two seasons.
- Part of an offensive line in 2024 that paved the way for the sixth-ranked rushing attack in FCS (215.9) and the ninth-ranked offense (436.9).
- Helped lead South Dakota to an FCS Playoff semifinal appearance in 2024 and a quarterfinal appearance in 2023.
- All-conference and all-state offensive lineman at Roosevelt High School.

**77 // TARAN TYO**

OL / R-JR. / 6-3 / 325  
GREENVILLE, OHIO / VERSAILLES / BALL STATE

**BIG 12 O-LINE OF THE WEEK (NW STATE, KANSAS, IOWA STATE)**

- Started at right guard the first five games.
- 2024 Third-Team All-MAC selection at Ball State.
- Part of an offensive line that provided pass protection for the second-ranked passing attack in the MAC (245.0).
- Started 11 games in 2024 at right tackle.
- As a redshirt freshman in 2023, started all 12 games at right guard.
- Played three games as a reserve guard in 2022, retaining freshman eligibility.
- Three-year letterwinner at Versailles High School.
- As a team captain his senior season, helped lead team to 12-1 record and was named the team's Offensive MVP.

**79 // ETHAN GREEN**

OL / R-JR. / 6-6 / 313  
FREMONT, OHIO / FREMONT ROSS

**BIG 12 O-LINE OF THE WEEK (NW STATE, KANSAS, IOWA STATE)**

- Started at right tackle vs. Northwestern State, his first career collegiate start.
- Appeared in 12 games combined between 2023 and 2024 as a reserve offensive lineman.
- Redshirted in 2022.
- First Team All-Ohio and two-time NW Ohio DII Lineman of the Year
- A multi-sport athlete who also stood out in wrestling, where he had a record of 37-1 and finished third at the Ohio Division I State Championship in the 285-pound class in 2021 before winning the state championship in 2022.



## PLAYER PROFILES - DEFENSE

**0 // MATTHEW McDOOM**

CB / SR. / 5-9 / 180

WINTER GARDEN, FLA. / WEST ORANGE / COASTAL CAROLINA

- Has started at cornerback every game so far.
- Reached 23 mph on the Catapult system in the preseason.
- 2024 First-Team All-Sun Belt at Coastal Carolina, recording 10 PBUs and three interceptions.
- Two picks in 2024 regular-season finale vs. Georgia State; also had career-high 11 tackles vs. Georgia Southern.
- Brother, Eddie, played at Michigan and South Florida.

**CAREER DEFENSE STATISTICS**

SEASON	GP	SOLO	ASST	TOTAL	TFL	SACKS	INT	PBU	FF	FR
2022 (CCU)	13	11	6	17	1	0	0	1	0	0
2023 (CCU)	13	18	8	26	0	0	0	10	0	0
2024 (CCU)	12	27	9	36	3	0	3	11	0	1
2025	5	11	9	20	0	0	0	0	0	0
<b>TOTAL</b>	<b>43</b>	<b>67</b>	<b>32</b>	<b>99</b>	<b>4</b>	<b>0</b>	<b>3</b>	<b>22</b>	<b>0</b>	<b>1</b>

**CAREER HIGHS** \*At Coastal Carolina (2022-24)**TACKLES\***: 11 vs. Georgia Southern, 11/23/24**TACKLES FOR LOSS\***: 1 (5x), last vs. Northwestern State, 9/13/25**INTERCEPTIONS\***: 2 vs. Georgia State, 11/30/24**2 // DONTAY CORLEONE**

DT / R-SR. / 6-1 / 335

CINCINNATI, OHIO / COLERAIN

2024 JASON WITTEN MAN OF THE YEAR SEMIFINALIST

2023 ALL-BIG 12 SECOND TEAM, AP FIRST TEAM ALL-AMERICAN

2022 ALL-AAC FIRST TEAM, AP THIRD TEAM ALL-AMERICAN

- Three-time team captain, one of four to have that honor in program history.
- Returned for Iowa State win after missing previous two games and end of BGSU.
- All-Big 12 First Team honoree in 2024; missed fall camp last year due to summer health scare.
- Named to Bruce Feldman's "Freaks List" for the third straight season.
- Highest-graded interior defensive lineman in the Big 12 according to PFF (78.8).
- PFF National Team of the Week honoree after his 89.9 grade at Texas Tech.
- Career-best two sacks in road win at UCF last year.
- Given the nickname "The Godfather" by fans when he committed to UC.
- Has his own pulled-pork-topped hamburger, "The Godfather", at Bucketheads in Cincinnati. Also has a "Godfather" pizza at Mio's right next to campus.
- Finished as the nation's highest-graded defensive player by PFF (93.8) in 2022 and recorded a single-season run defense grade (94.7) that was best since 2019.

**CAREER DEFENSE STATISTICS**

SEASON	GP	SOLO	ASST	TOTAL	TFL	SACKS	INT	PBU	FF	FR
2022	11	19	26	45	5.5	3.0	0	0	2	2
2023	12	22	17	39	6.5	3.0	0	1	1	0
2024	10	14	12	26	5.0	3.5	0	0	0	0
2025	3	2	3	5	0	0	0	0	0	0
<b>TOTAL</b>	<b>37</b>	<b>57</b>	<b>58</b>	<b>115</b>	<b>17.0</b>	<b>9.5</b>	<b>0</b>	<b>1</b>	<b>3</b>	<b>2</b>

**CAREER HIGHS****TACKLES\***: 11 vs. Navy 11/5/22**TACKLES FOR LOSS\***: 2 (2x), last at UCF, 10/12/24**SACKS\***: 2 at UCF, 10/12/24**3 // KYE STOKES**

S / R-JR. / 6-1 / 194

TAMPA, FLA. / ARMWOOD / OHIO STATE

- One of four Bearcats that who Ohio State teammates in 2023.
- Named an "Iron Bearcat" for performance in weight room in Winter 2024 workouts.
- Appeared on defense and special teams in all 12 games last year.
- Ran a 10.8 in the 100-meter dash in high school.

**CAREER DEFENSE STATISTICS**

SEASON	GP	SOLO	ASST	TOTAL	TFL	SACKS	INT	PBU	FF	FR
2022 (OSU)	8	8	4	12	1	0	0	0	1	0
2023 (OSU)	3	0	0	0	0	0	0	0	0	0
2024	12	2	5	7	0	0	0	0	0	0
2025	5	1	0	1	0	0	0	0	0	0
<b>TOTAL</b>	<b>28</b>	<b>11</b>	<b>9</b>	<b>20</b>	<b>1</b>	<b>0</b>	<b>0</b>	<b>0</b>	<b>1</b>	<b>0</b>

**CAREER HIGHS** \*At Ohio State (2022-23)**TACKLES\***: 4 vs. Iowa, 10/22/22**TACKLES FOR LOSS\***: 1 vs. Rutgers, 10/1/22**4 // MIKAH COLEMAN**

DL / R-SR. / 6-4 / 272

REYNOLDSBURG, OHIO / REYNOLDSBURG / EASTERN MICH.

- Has started first four games of the season on the defensive line, had started five for Eastern Michigan in 2023.
- Missed last season due to preseason lower-body injury.
- Played 2021-23 seasons at EMU, collecting 6.5 TFL and 4.5 sacks in 2023.

**CAREER DEFENSE STATISTICS**

SEASON	GP	SOLO	ASST	TOTAL	TFL	SACKS	INT	PBU	FF	FR
2021 (EMU)	4	0	0	0	0	0	0	0	0	0
2022 (EMU)	12	6	6	12	3.0	2.0	0	2	0	0
2023 (EMU)	12	14	24	38	6.5	4.5	0	1	0	0
2025	5	2	7	9	0.5	0.5	0	0	0	0
<b>TOTAL</b>	<b>33</b>	<b>22</b>	<b>37</b>	<b>59</b>	<b>10.0</b>	<b>7.0</b>	<b>0</b>	<b>3</b>	<b>0</b>	<b>0</b>

**CAREER HIGHS** \*At Eastern Michigan (2021-23)**TACKLES\***: 6 (2x) last vs. Kent State, 10/14/23**TACKLES FOR LOSS\***: 2 (2x) last vs. UMass, 9/16/23

## PLAYER PROFILES - DEFENSE



## 5 // CHRISTIAN HARRISON

S / R-JR. / 6-0 / 195

ATLANTA, GA. / WOODWARD ACADEMY / TENNESSEE

- Career-high 10 tackles in Iowa State win.
- Has started the first five games of the year.
- Then-career-high tackles in Cincinnati debut vs. Nebraska.
- Started four games at Tennessee from 2022-23, playing in 24 games altogether.
- Two-time SEC Academic Honor Roll who made two tackles in CFP game last year at Ohio State.
- Son of former All-Pro safety and two-time Super Bowl champion Rodney Harrison.

## CAREER DEFENSE STATISTICS

SEASON	GP	SOLO	ASST	TOTAL	TFL	SACKS	INT	PBU	FF	FR
2022 (TENN)	8	5	4	9	0.5	0	0	0	0	0
2023 (TENN)	5	2	0	2	0	0	0	0	0	0
2024 (TENN)	12	12	8	20	2.5	0.5	0	1	0	0
2025	5	16	11	27	1.5	0	0	2	0	0
<b>TOTAL</b>	<b>30</b>	<b>35</b>	<b>23</b>	<b>58</b>	<b>4.5</b>	<b>0.5</b>	<b>0</b>	<b>3</b>	<b>0</b>	<b>0</b>

CAREER HIGHS \*At Tennessee (2022-24)

TACKLES: 10 vs. Iowa State, 10/4/25

TACKLES FOR LOSS: 1 (3x) last vs. Iowa State, 10/4/25



## 6 // TREVON GOLA-CALLARD

S / SR. / 6-1 / 190

LAS VEGAS, NEV. / PALO VERDE / SOUTHERN UTAH

ALL-BIG 12 TEAM OF THE WEEK (WEEK 3)

- Started first five games and ranks second on the team with 19 tackles.
- Opened season with Cincinnati-career-best 10 tackles in his first start as a Bearcat.
- Played in all 12 games in 2024, making presence known with consecutive big plays against Miami (OH). Posted third TFL of the season at Iowa State.
- Started 11 games for Southern Utah in 2023, tallying 70 tackles, six pass breakups, and two interceptions.
- Named All-UAC by Phil Steele.
- Two double-digit tackle performances, including a high of 12 stops against Central Arkansas.
- Recorded 47 tackles for NCAA Division II University of Mary in 2022, starting 10 games.

## CAREER DEFENSE STATISTICS

SEASON	GP	SOLO	ASST	TOTAL	TFL	SACKS	INT	PBU	FF	FR
2022 (MARY)	10	33	14	47	0.5	0	2	2	0	0
2023 (SUU)	11	42	28	70	5.5	1	2	6	1	0
2024	12	19	6	25	3.0	0	1	2	0	1
2025	5	9	16	25	1.5	0	0	2	0	0
<b>TOTAL</b>	<b>37</b>	<b>103</b>	<b>64</b>	<b>167</b>	<b>10.5</b>	<b>1</b>	<b>5</b>	<b>12</b>	<b>1</b>	<b>1</b>

CAREER HIGHS \*At Southern Utah (2023)

TOTAL TACKLES\*: 12 vs. Central Ark. 9/30/23

TOTAL SACKS\*: 1 vs. Lincoln (CA) 11/4/23

TACKLES FOR LOSS\*: 1.5 (3x) last at Utah Tech 11/18/23

TOTAL INTERCEPTIONS\*: 1 (4x) last at Utah Tech 11/18/23



## 7 // LOGAN WILSON

CB / R-SR. / 5-9 / 183

DALLAS, TEXAS / BISHOP DUNNE / K-STATE / ULM / NORTH TEXAS

2024 CSC ACADEMIC ALL-DISTRICT

- Missed BGSU game due to injury; has started the other four games.
- One of four team captains this season; opened with two PBUs vs. Nebraska.
- Fourth-down PBU in first quarter at UCF prevented a likely touchdown; second one occurred in endzone as well.
- Earned start in the Miami (OH) game.
- Primary kick returner for the team last season.
- Had a pass breakup against Pitt as well and season-high six tackles at Miami (OH).
- Two-year starter and team captain at North Texas, where he played from 2021-23.
- Totaled 112 tackles with three interceptions and 11 passes defended at UNT, earning Honorable Mention All-Conference USA honors in 2022.
- Appeared in two games at ULM in 2020 before opting out.
- Did not see game action and redshirted at K-State in 2019.

## CAREER DEFENSE STATISTICS

SEASON	GP	SOLO	ASST	TOTAL	TFL	SACKS	INT	PBU	FF	FR
2020 (ULM)	2	0	0	0	0	0	0	0	0	0
2021 (UNT)				DNP - Transfer Rules						
2022 (UNT)	14	31	19	50	0	0	2	5	1	1
2023 (UNT)	12	38	24	62	1.0	0	1	3	0	2
2024	12	9	11	20	1.5	0	1	4	0	0
2025	4	8	8	16	1.0	0	0	3	0	0
<b>TOTAL</b>	<b>48</b>	<b>86</b>	<b>62</b>	<b>148</b>	<b>3.5</b>	<b>0</b>	<b>4</b>	<b>15</b>	<b>1</b>	<b>3</b>

CAREER HIGHS \*At North Texas (2022-23)

TACKLES\*: 9 (2x) last at FIU, 9/9/23

PASS BREAKUPS: 2 (4x) last vs. Nebraska, 8/28/25

INTERCEPTIONS\*: 1 (3x) last at Tulsa, 11/18/23



## 8 // ORMANIE ARNOLD

CB / R-JR. / 5-8 / 183

LONG BEACH, CALIF. / DOMINGUEZ / IDAHO

2024 CSC ACADEMIC ALL-DISTRICT

- Did not play against Nebraska due to injury but returned for Bowling Green.
- Played in all 12 games, starting the final two, last year.
- Season-high four tackles and a pass breakup vs. TCU in finale.
- Played first two seasons at Idaho, starting every game in 2023, and had three interceptions and eight pass breakups over his time in Moscow.

## CAREER DEFENSE STATISTICS

SEASON	GP	SOLO	ASST	TOTAL	TFL	SACKS	INT	PBU	FF	FR
2022 (UI)	3	3	1	4	0	0	1	0	0	0
2023 (UI)	13	21	12	33	0	0	2	0	0	0
2024	12	11	5	16	0	0	2	0	0	0
2025	4	4	4	8	0	0	0	1	0	0
<b>TOTAL</b>	<b>32</b>	<b>39</b>	<b>22</b>	<b>61</b>	<b>0</b>	<b>0</b>	<b>5</b>	<b>1</b>	<b>0</b>	<b>0</b>

CAREER HIGHS

TACKLES: 4 (6x) last vs. TCU, 11/30/24

## PLAYER PROFILES - DEFENSE



## 9 // JIQUAN SANKS

STAR / SO. / 5-10 / 195

COLUMBUS, GA. / CENTRAL (ALA.)

- Career-high nine tackles in opener vs. Nebraska; ended last season with then-career-high six stops vs. TCU.
- Appeared in all 12 games as a freshman, starting five, including becoming the first true freshman to start a season opener for UC since Marquise Copeland in 2015.
- Season-high six tackles against Miami (OH) and TCU.

## CAREER DEFENSE STATISTICS

SEASON	GP	SOLO	ASST	TOTAL	TFL	SACKS	INT	PBU	FF	FR
2024	12	23	19	42	1.0	0	0	1	1	0
2025	5	7	11	18	1.0	0	0	1	0	0
<b>TOTAL</b>	<b>17</b>	<b>30</b>	<b>30</b>	<b>60</b>	<b>2.0</b>	<b>0</b>	<b>0</b>	<b>2</b>	<b>1</b>	<b>0</b>

## CAREER HIGHS

TACKLES: 9 vs. Nebraska, 8/28/25



## 10 // TAYDEN BARNES

S / R-SO. / 5-8 / 185

AMARILLO, TEXAS / TASCOSA / NEW MEXICO STATE

- All-Freshman Conference USA in 2024 and Defensive Player of the Week on Sept. 2.
- Third on NM State with 57 tackles from the nickel position.

## CAREER DEFENSE STATISTICS

SEASON	GP	SOLO	ASST	TOTAL	TFL	SACKS	INT	PBU	FF	FR
2023 (NMSU)	2	0	0	0	0	0	0	0	0	0
2024 (NMSU)	12	38	19	57	1.5	0	2	6	1	0
2025	5	8	6	14	1.0	0	0	0	0	0
<b>TOTAL</b>	<b>19</b>	<b>46</b>	<b>25</b>	<b>71</b>	<b>2.5</b>	<b>0</b>	<b>2</b>	<b>6</b>	<b>1</b>	<b>0</b>

## CAREER HIGHS \*At New Mexico State (2023-24)

TACKLES\*: 9, vs. SE Missouri State, 8/31/24

TACKLES FOR LOSS\*: 1.5, vs. SE Missouri State, 8/31/24

INTERCEPTIONS\*: 1 (2x) last at Texas A&amp;M, 11/16/24



## 11 // JAKE GOLDAY

LB / R-SR. / 6-4 / 240

ARLINGTON, TENN. / ARLINGTON / CENTRAL ARKANSAS

BIG 12 DEFENSIVE PLAYER OF THE WEEK (NEBRASKA, IOWA STATE)  
REESE'S SENIOR BOWL DPOTW (IOWA STATE)

- Panini Senior Bowl Defensive Player of the Week and Big 12 Defensive Player of the Week from Iowa State game (13 tackles, sack, forced fumble, PBU and fourth-down red zone stop in fourth quarter).
- His 9.8 tackles per game ranks 13th nationally and first in the Big 12.
- Big 12 Defensive Player of the Week following his 12 tackles against Nebraska, including pivotal sack on Nebraska's last offensive possession to help give UC chance to win.
- Followed it up with career-high 14 tackles against Bowling Green, the most by a Bearcat since 2022.
- Member of Bruce Feldman's annual "Freaks" list.
- Both of his parents played basketball at Union University in Jackson, Tenn.
- Second on team with 58 tackles and 7.0 for loss.
- Named Big 12 Newcomer of the Week following his performance at UCF.
- Absolute force in road win at UCF; recovering his own forced fumble deep in UCF territory early in the game among a 2.5 TFL, 1.5-sack performance.
- Season-high seven tackles in the Houston shutout.
- Played 2021-23 seasons at Central Arkansas.
- Posted team-high 84 tackles in 2023 as well as 7.0 TFL and 4.5 sacks.

## CAREER DEFENSE STATISTICS

SEASON	GP	SOLO	ASST	TOTAL	TFL	SACKS	INT	PBU	FF	FR
2021 (UCA)	4	2	2	4	0.5	0.5	0	0	0	0
2022 (UCA)	11	20	17	37	5.5	1.0	0	0	1	0
2023 (UCA)	11	29	55	84	7.0	4.5	0	0	1	2
2024	12	28	30	58	7.0	1.5	0	2	2	1
2025	5	22	27	49	3.0	3.0	0	1	1	0
<b>TOTAL</b>	<b>44</b>	<b>101</b>	<b>132</b>	<b>233</b>	<b>23.0</b>	<b>10.5</b>	<b>0</b>	<b>3</b>	<b>5</b>	<b>3</b>

## CAREER HIGHS \*At Central Arkansas (2021-23)

TACKLES: 14, (2x) last vs. Bowling Green, 9/6/25

TACKLES FOR LOSS: 2.5 at UCF, 10/12/24

SACKS: 1.5 (2x) last at UCF, 10/12/24



## 16 // JAYLON WHITE-MCCLAIN

DL / R-JR. / 6-4 / 273

VIRGINIA BEACH, VA. / KEMPSVILLE / OLD DOMINION

- Forced a fumble in the win vs. Bowling Green.
- Started 12 games for Old Dominion in 2024, including four tackles with one for loss at South Carolina.
- Played left tackle his senior season of high school and did not allow a sack in 209 snaps.

## CAREER DEFENSE STATISTICS

SEASON	GP	SOLO	ASST	TOTAL	TFL	SACKS	INT	PBU	FF	FR
2022 (ODU)	3	3	3	6	1.0	0	0	0	0	0
2023 (ODU)	11	4	11	15	0.5	0	0	0	0	0
2024 (ODU)	12	14	27	41	3.0	1	0	2	1	0
2025	5	2	5	7	0.5	0	0	0	1	0
<b>TOTAL</b>	<b>31</b>	<b>23</b>	<b>46</b>	<b>69</b>	<b>5.0</b>	<b>1</b>	<b>0</b>	<b>2</b>	<b>2</b>	<b>0</b>

## CAREER HIGHS \*At Old Dominion (2022-24)

TACKLES\*: 6 at Coastal Carolina, 10/5/24

TACKLES FOR LOSS\*: 1 (3x) last vs. East Carolina, 9/7/24



PLAYER PROFILES - DEFENSE



17 // BRIAN SIMMS

LB / R-SO. / 6-3 / 235  
BALTIMORE, MD. / ST. FRANCES ACADEMY


- Logged first career sack vs. Nebraska in Week 1, also tallied a sack vs. Northwestern State.
- Played in all 12 games, making a start against K-State late in the year, in 2024.

CAREER DEFENSE STATISTICS

SEASON	GP	SOLO	ASST	TOTAL	TFL	SACKS	INT	PBU	FF	FR
2023	2	0	0	0	0	0	0	0	0	0
2024	12	6	11	17	0.5	0	0	0	0	0
2025	5	6	7	13	3.0	2.0	0	0	0	0
TOTAL	19	12	18	30	3.5	2.0	0	0	0	0

CAREER HIGHS

**TACKLES:** 4 vs. Towson, 8/31/24  
**TACKLES FOR LOSS:** 1.5 vs. Nebraska, 8/25/25  
**SACKS:** 1 vs. Nebraska, 8/25/25



21 // CJ MCCRAY

DL / R-SR. / 6-3 / 260  
LUMBERTON, N.C. / VIRGINIA TECH

- Tallied 45 tackles (six for loss) across four seasons at Virginia Tech.
- Career-best 21 stops and 3.5 sacks in 2023.
- Spent 2020 at Marshall but did not play.

CAREER DEFENSE STATISTICS

SEASON	GP	SOLO	ASST	TOTAL	TFL	SACKS	INT	PBU	FF	FR
2021 (VT)	4	1	1	2	0	0	0	0	0	0
2022 (VT)	11	8	12	20	2.5	2	0	0	1	0
2023 (VT)	13	8	13	21	3.5	3.5	0	0	0	1
2024 (VT)	8	1	1	2	0	0	0	0	0	0
2025	5	0	5	5	0.5	0.5	0	0	0	0
TOTAL	41	18	32	50	6.5	6.0	0	0	1	1

**CAREER HIGHS** \*At Virginia Tech (2021-24)  
**TACKLES:** 5 (2x) last at Marshall, 9/23/23\*



22 // JONATHAN THOMPSON

LB / R-JR. / 6-2 / 230  
COLUMBUS, OHIO / ST. FRANCIS DE SALES

- Electric as a reserve against Nebraska, tying career-high of nine tackles to go with 1.5 for loss, a sack and forced fumble.
- Bowling Green start was ninth of his career (four each in 2023 and 2024).
- Career and team-high nine tackles at Iowa State last year.
- First-career sack came against Pitt, which was first-and-goal from the 8 late in the first half and eventually forcing a field goal.
- Emerged as a starter in midseason 2023, collecting four starts.
- First start came against Iowa State, finishing with eight tackles.
- Posted eight more stops against Baylor and had career-best nine with a pair of TFLs in finale versus Kansas.
- Redshirted in 2022; went to same high school as former head coach Luke Fickell.

CAREER DEFENSE STATISTICS

SEASON	GP	SOLO	ASST	TOTAL	TFL	SACKS	INT	PBU	FF	FR
2023	12	20	11	31	4.0	0	0	0	0	0
2024	11	22	27	49	5.0	2.0	0	3	1	0
2025	5	11	11	22	2.5	1.0	0	0	1	1
TOTAL	28	53	49	102	11.5	3.0	0	3	2	1

CAREER HIGHS

**TACKLES:** 9, 2x, last vs. Nebraska, 8/28/25  
**TACKLES FOR LOSS:** 2 vs. Kansas, 11/25/23  
**SACKS:** 1, 3x, last vs. Nebraska, 8/28/25



31 // SIMEON COLEMAN

LB / SO. / 5-11 / 225  
SEAT PLEASANT, MD. / ST. FRANCES

2024 FRESHMAN ALL-AMERICAN BY PFF, 247 AND ON3

- Has started four of five games, including the two league contests.
- Appeared in all 12 games last season, earning start at Iowa State.
- Season-high six tackles and forced fumble at Kansas State.
- Second-Team Junior All-American by MaxPreps, where team was also top-10 nationally.

CAREER DEFENSE STATISTICS

SEASON	GP	SOLO	ASST	TOTAL	TFL	SACKS	INT	PBU	FF	FR
2024	12	14	18	32	4.5	0	0	0	1	0
2025	5	8	5	13	0.0	0	0	0	0	0
TOTAL	17	22	23	45	4.5	0	0	0	1	0

CAREER HIGHS

**TACKLES:** 6 at Kansas State, 11/23/24  
**TACKLES FOR LOSS:** 2 at Texas Tech, 9/28/24

## PLAYER PROFILES - DEFENSE

**36 // XAVIER WILLIAMS**

S / R-SR. / 6-2 / 220

MCDONOUGH, GA. / CHARLOTTE / UCF / MIDDLE TENNESSEE

- Forced first-career fumble in Cincinnati debut vs. Nebraska.
- Honorable Mention All-CUSA after leading Middle Tennessee in tackles (77) with nine starts in 2024, his first season on defense.
- Previously a QB at UCF (did not play in 2023) and Charlotte (2021-22); completed 34-of-67 passes for 420 yards with two TDs, including a 67-yard TD run.

**CAREER DEFENSE STATISTICS**

SEASON	GP	SOLO	ASST	TOTAL	TFL	SACKS	INT	PBU	FF	FR
2024 (MT)	10	54	23	77	3.0	0	1	3	0	1
2025	5	5	5	10	0	0	0	0	1	0
<b>TOTAL</b>	<b>15</b>	<b>59</b>	<b>28</b>	<b>87</b>	<b>3.0</b>	<b>0</b>	<b>1</b>	<b>3</b>	<b>1</b>	<b>1</b>

**CAREER HIGHS** \* Middle Tennessee (2024)**TACKLES:** 13 (2x) last vs. Liberty, 11/9/24**46 // ANTWAN PEEK JR.**

STAR / R-JR. / 6-1 / 214

CINCINNATI, OHIO / INDIAN HILL

PFF NATIONAL TEAM OF THE WEEK (WEEK 7)

- Pivotal forced and recovered fumble at the goal line against Kansas early in the fourth quarter prevented the Jayhawks from taking the lead; game also included his first sack of 2024.
- Father, Antwan Sr., holds UC season (7) and career (17) forced fumble records.
- Six tackles and 0.5 TFL in the win vs. Bowling Green.
- Third on team in tackles (56) last season.
- Career-high nine tackles in back-to-back wins against UCF and Arizona State.
- Forced his fourth fumble of the year against Arizona State to set up UC's first touchdown two plays later. His father, Antwan Sr., holds the season record of 7.
- Forced two fumbles at UCF, the most by a Bearcat since 2019, and his father holds the school record with 3 against ULM in 2001.
- Walk-on in 2023 who worked his way onto the depth chart to be a regular contributor as a redshirt-freshman.
- Earned a start at Oklahoma State and finished season with 17 tackles.
- Father, Antwan Peek Sr., was one of the greatest defensive players in program history before a five-year NFL career and UC Athletics Hall of Fame induction in 2023.

**CAREER DEFENSE STATISTICS**

SEASON	GP	SOLO	ASST	TOTAL	TFL	SACKS	INT	PBU	FF	FR
2023	12	10	7	17	0	0	0	0	0	0
2024	11	33	23	56	1.0	0	0	1	4	0
2025	5	7	12	19	2.0	1.0	0	0	2	1
<b>TOTAL</b>	<b>28</b>	<b>50</b>	<b>42</b>	<b>92</b>	<b>3.0</b>	<b>1.0</b>	<b>0</b>	<b>1</b>	<b>6</b>	<b>1</b>

**CAREER HIGHS****TACKLES:** 9 (2x) last vs. Arizona State, 10/19/24**FORCED FUMBLES:** 2 at UCF, 10/12/24**49 // JACK DINGLE**

LB / R-SR. / 6-4 / 240

LOUISVILLE, KY. / TRINITY

- Career-high 1.5 sacks vs. Bowling Green, including a solo on first-and-goal from the 4 that led to a field goal.
- Named to Bruce Feldman's "Freaks List" in 2024.
- Third member of his family to play at Cincinnati – Father, Nate, was a standout defensive lineman from 1990-93, a captain as a senior in 1993, who played in the NFL, and brother, Jacob, played safety from 2019-22.
- Started 11 of 12 games at middle linebacker in 2023 and was an Iron Bearcat in Winter 2024 for his workout performance.
- Made four stops with a TFL and PBU vs. UCF despite playing with cast on his hand.
- Backup linebacker and special teamer who played in 12 games and tallied 13 tackles with a half-TFL in 2022.

**CAREER DEFENSE STATISTICS**

SEASON	GP	SOLO	ASST	TOTAL	TFL	SACKS	INT	PBU	FF	FR
2022	12	0	13	13	0.5	0	0	0	0	0
2023	12	28	25	53	5.0	1.0	0	1	0	2
2024	12	19	19	38	0	0	0	1	0	0
2025	4	4	7	11	1.5	1.5	0	0	0	0
<b>TOTAL</b>	<b>40</b>	<b>51</b>	<b>64</b>	<b>115</b>	<b>7.0</b>	<b>2.5</b>	<b>0</b>	<b>2</b>	<b>0</b>	<b>2</b>

**CAREER HIGHS****TACKLES:** 7 (4x) last at Oklahoma State 10/28/23**TACKLES FOR LOSS:** 2 at Pittsburgh 9/9/23**SACKS:** 1.5 vs. Bowling Green, 9/6/25**90 // JALEN HUNT**

DL / R-SR. / 6-2 / 315

DETROIT, MICH. / MICHIGAN STATE

- Has started each of the first five games, with career-highs in tackles, TFLs and sacks in the Iowa State win.
- Missed 2024 due to a preseason injury.
- Saw action for UC in all 12 games in 2023.
- Earned starts at Michigan State from 2020-22, missing five games in 2022 due to injury.

**CAREER DEFENSE STATISTICS**

SEASON	GP	SOLO	ASST	TOTAL	TFL	SACKS	INT	PBU	FF	FR
2020 (MSU)	5	4	1	5	2.0	0	0	0	0	0
2021 (MSU)	11	3	2	5	0	0	0	0	0	0
2022 (MSU)	7	5	4	9	0	0	0	0	0	0
2023	12	1	2	3	0.5	0	0	0	0	0
2025	5	5	6	11	2.0	2.0	0	0	0	0
<b>TOTAL</b>	<b>40</b>	<b>18</b>	<b>15</b>	<b>33</b>	<b>4.5</b>	<b>2.0</b>	<b>0</b>	<b>0</b>	<b>0</b>	<b>0</b>

**CAREER HIGHS****TACKLES:** 5 vs. Iowa State, 10/4/25**TACKLES FOR LOSS:** 2 vs. Iowa State, 10/4/25**SACKS:** 2 vs. Iowa State, 10/4/25

## PLAYER PROFILES - DEFENSE / SPECIAL TEAMS

**99 // ROB JACKSON**


DE / R-SR. / 6-4 / 277

PHILADELPHIA, PA. / ARCHBISHOP WOOD

- Made first-career start in the 2024 opener vs. Towson and earned another against Pitt.
- Rotational defensive end who appeared in career-high eight games in 2023.
- Had three tackles, including one for loss, at West Virginia in 2023.
- Appeared in seven games over the 2021-22 seasons, redshirting in 2021.

**CAREER DEFENSE STATISTICS**

SEASON	GP	SOLO	ASST	TOTAL	TFL	SACKS	INT	PBU	FF	FR
2021	3	2	0	2	0	0	0	0	0	0
2022	4	1	3	4	0	0	0	0	0	0
2023	8	1	7	8	2.0	0	0	0	0	0
2024	10	6	10	16	0.5	0.5	0	0	0	0
2025	5	2	3	5	2.0	1.5	0	0	0	0
<b>TOTAL</b>	<b>30</b>	<b>12</b>	<b>23</b>	<b>35</b>	<b>4.5</b>	<b>2.0</b>	<b>0</b>	<b>0</b>	<b>0</b>	<b>0</b>

**CAREER HIGHS****TACKLES:** 3 at West Virginia, 11/18/23**TACKLES FOR LOSS:** 1 at West Virginia, 11/18/23**99 // STEPHEN RUSNAK**

K / R-SR. / 6-0 / 200

CLARKSTON, MICH. / MICHIGAN STATE / CHARLOTTE

**BIG 12 SPECIAL TEAMS PLAYER OF THE WEEK (KANSAS)**

- Only kicker nationally to have not missed a field goal since the start of the 2024 season.
- Big 12's Special Teams Player of the Week following the Kansas win, including his 3-for-3 field goal showing.
- Has made 18-straight field goals dating back to last year at Charlotte, with eight of those being from 40-plus yards.
- Opened UC's season scoring with 45-yard field goal vs. Nebraska.
- All-AAC Third Team last year at Charlotte, where he was perfect on 11 field goal attempts (5-of-5 from 40-plus).
- Three of those were from 50 or more, highlighted by 54 yards vs. Gardner-Webb.
- One of two kickers nationally with 10 or more FGA to be perfect on those and PATs.
- Spent 2021-23 seasons at Michigan State.
- Also played golf and soccer in high school.

**CAREER FIELD GOAL STATISTICS**

SEASON	FG	PCT.	PAT	1-19	20-29	30-39	40-49	50+	LG	PTS
2021 (MSU)	0-1	.000	4-5	0-0	0-0	0-0	0-1	0-0	0	4
2022 (MSU)	0-0	.000	1-1	0-0	0-0	0-0	0-0	0-0	0	1
2023 (MSU)	0-0	.000	3-3	0-0	0-0	0-0	0-0	0-0	0	3
2024 (CHA)	11-11	1.000	25-25	0-0	4-4	2-2	2-2	3-3	54	58
2025	7-7	1.000	23-23	0-0	3-3	1-1	3-3	0-0	45	44
<b>TOTAL</b>	<b>18-19</b>	<b>93.3</b>	<b>56-57</b>	<b>0-0</b>	<b>7-7</b>	<b>3-3</b>	<b>5-6</b>	<b>3-3</b>	<b>54</b>	<b>110</b>

**CAREER HIGHS** \*At Charlotte (2024)**FG MADE\*:** 4 at Florida Atlantic, 11/23/24**LONGEST FG MADE\*:** 54 vs. Gardner-Webb, 9/14/24**31 // MAX FLETCHER**

P / R-JR. / 6-6 / 190

MELBOURNE, AUSTRALIA / ARKANSAS / PROKICK

**2023 ALL-SEC SECOND TEAM (ARKANSAS)**

- Donating \$20 for every punt downed inside the 20 to Save the Animals Foundation.
- Cincinnati ranks second nationally in net punting (46.2) thanks to his play.
- First punt against Iowa State went for 60 and was downed at the 1, the latter marking UC's first since brother Mason at UCF in 2024.
- All three of his punts at Kansas went for 50-plus-yarders downed inside the 20.
- Two punts vs. Bowling Green, including a season-long 62-yarder.
- Punted four times for an average of 45.3 yards vs. Nebraska, landing two inside the 20-yard line.
- Brother of four-year Cincinnati letterwinner and 2022 All-American Mason Fletcher.
- Second-Team All-SEC for Arkansas in 2023.
- Transferred to Cincinnati last year to take a redshirt and be teammates with his brother.
- Father, Dustin, enjoyed 23-year professional career in Australian Rules Football.

**CAREER PUNTING STATISTICS**

SEASON	NO	YDS	AVG	LONG	I20	50+	BL
2022 (ARK)	38	1,424	37.5	51	14	5	0
2023 (ARK)	59	2,270	46.9	71	19	23	0
2025	14	650	46.4	62	7	7	0
<b>TOTAL</b>	<b>111</b>	<b>4,844</b>	<b>43.6</b>	<b>71</b>	<b>40</b>	<b>35</b>	<b>0</b>

**CAREER HIGHS** \*At Arkansas**PUNT ATTEMPTS\*:** 8, 2x, last vs. Auburn, 11/11/23**LONGEST PUNT\*:** 71, vs. Auburn, 11/11/23**PUNTS INSIDE THE 20\*:** 4, 3x, last vs. Mississippi State, 10/21/23



2025 CINCINNATI FOOTBALL

STARTERS											
OFFENSE	LT	LG	C	RG	RT	TE	WR/TE	WR	WR	QB	RB
vs. NEBRASKA	Cotton	Tengesdahl	Gerhardt	Tyo	Buford	Royer	Allen (WR)	Goodie	Caldwell	Sorsby	Pryor
BOWLING GREEN	Cotton	Tengesdahl	Gerhardt	Tyo	Buford	Royer	Gurd (TE)	Allen	Caldwell	Sorsby	Pryor
NORTHWESTERN ST	Cotton	Tengesdahl	Gerhardt	Tyo	Green	Royer	Allen (WR)	Goodie	Caldwell	Sorsby	Pryor
AT KANSAS	Cotton	Tengesdahl	Gerhardt	Tyo	Buford	Royer	Allen (WR)	Goodie	Caldwell	Sorsby	Walker
IOWA STATE	Cotton	Tengesdahl	Gerhardt	Tyo	Buford	Royer	Allen (WR)	Goodie	Jennings	Sorsby	Walker
UCF											
AT OKLAHOMA ST											
BAYLOR											
AT UTAH											
ARIZONA											
BYU											
AT TCU											

DEFENSE	DE	DT	DE	LB	MLB	LB	STAR	CB	CB	S	S
vs. NEBRASKA	Hunt	Corleone	M. Coleman	Golday	Dingle	S. Coleman	Sanks	Wilson	McDoom	Harrison	Gola-Callard
BOWLING GREEN	Hunt	Corleone	M. Coleman	Golday	Dingle	Thompson	Sanks	D. James	McDoom	Harrison	Gola-Callard
NORTHWESTERN ST	Hunt	Rogers	M. Coleman	Weedon	Golday	S. Coleman	Sanks	Wilson	McDoom	Harrison	Gola-Callard
AT KANSAS	Hunt	Rogers	M. Coleman	Golday	Dingle	S. Coleman	Peek Jr.	Wilson	McDoom	Harrison	Gola-Callard
IOWA STATE	Hunt	Corleone	M. Coleman	Golday	Dingle	S. Coleman	Peek Jr.	Wilson	McDoom	Harrison	Gola-Callard
UCF											
AT OKLAHOMA ST											
BAYLOR											
AT UTAH											
ARIZONA											
BYU											
AT TCU											

START CHART											
	2025	CAR.	CONS.		2025	CAR.	CONS.		2025	CAR.	CONS.
Cyrus Allen, WR*	5	27	5	Patrick Gurd, TE*	1	1	0	Brian Simms, LB	0	1	0
Ormanie Arnold, CB	0	2	0	Christian Harrison, DB*	5	9	5	Brendan Sorsby, QB	5	24	23
Tayden Barnes, DB*	0	12	0	Jalen Hunt, DL	5	11	5	Evan Tengesdahl, OL	5	5	5
Deondre Buford, OL	4	26	2	Barry Jackson Jr., WR	0	2	0	Jonathan Thompson, LB	1	8	0
Kamari Burns, DL	0	1	0	Rob Jackson, DE	0	9	0	Taran Tyo, OL*	5	29	29
Jeff Caldwell, WR*	4	26	0	Daniel James, CB	1	1	0	Tawee Walker, RB*	2	12	2
Mikah Coleman, DL	5	10	5	Noah Jennings, WR*	1	15	1	Montay Weedon, LB	1	3	0
Simeon Coleman, LB	4	5	3	Brady Lichtenberg, QB	0	1	0	Jaylon White-McClain, DL*	0	13	0
Dontay Corleone, DL	3	26	1	Xavier Lozowicki, OL	0	2	0	Chance Williams, RB	0	3	0
Joe Cotton, OL*	5	32	32	CJ McCray, DL*	0	1	0	Logan Wilson, DB	4	24	4
Jack Dingle, LB	4	29	2	Matthew McDoom, DB*	5	22	5				
Gavin Gerhardt, OL	5	40	28	Cam Roetherford, DE	0	3	0				
Trevon Gola-Callard, S	5	26	5	Joe Royer, TE	5	17	17				
Jake Golday, LB	5	24	5	Antwan Peek Jr., DB	2	9	2				
Caleb Goodie, WR*	5	13	10	Evan Pryor, RB	3	3	0				
Ethan Green, OL	1	1	0	Isaiah Rogers, DL*	2	14	0				
Gavin Grover, TE	0	1	0	Jiquan Sanks, STAR	3	9	0				

\*First-year transfer

## THE LAST TIME

## SCORING

Scored 30 or more points	38 vs. Iowa State (10/4/25)
Scored 40 or more points	70 vs. Northwestern State (9/13/25)
Scored 50 or more points	70 vs. Northwestern State (9/13/25)
Scored 60 or more points	70 vs. Northwestern State (9/13/25)
Scored 70 or more points	70 vs. Northwestern State (9/13/25)

## TOTAL OFFENSE

Had more than 400 total yards	474 vs. Iowa State (10/4/25)
Had more than 450 total yards	474 vs. Iowa State (10/4/25)
Had more than 500 total yards	603 at Kansas (9/27/25)
Had more than 550 total yards	603 at Kansas (9/27/25)
Had more than 600 total yards	603 at Kansas (9/27/25)
Had more than 650 total yards	658 vs. Towson (8/31/24)
Had more than 700 total yards	741 vs. Alabama A&M (9/15/18)

## RUSHING OFFENSE

Rushed for 150 or more yards	260 vs. Iowa State (10/4/25)
Rushed for 200 or more yards	260 vs. Iowa State (10/4/25)
Rushed for 250 or more yards	260 vs. Iowa State (10/4/25)
Rushed for 300 or more yards	349 vs. UCF (10/14/21)
Rushed for 350 or more yards	409 vs. Alabama A&M (9/15/18)
Rushed for 400 or more yards	409 vs. Alabama A&M (9/15/18)

## PASSING OFFENSE

Passed for 250 or more yards	388 at Kansas (9/27/25)
Passed for 300 or more yards	388 at Kansas (9/27/25)
Passed for 350 or more yards	388 at Kansas (9/27/25)
Passed for 400 or more yards	426 @ Texas Tech (9/28/24)
Passed for 450 or more yards	523 @ Houston (11/7/15)
Passed for 500 or more yards	523 @ Houston (11/7/15)
Passed for 600 or more yards	620 @ Memphis (9/24/15)

## SCORING DEFENSE

Allowed 0 points	0 vs. Northwestern State (9/13/25)
Allowed 3 or fewer points	0 vs. Houston (9/21/24)
Allowed 7 or fewer points	0 vs. Houston (9/21/24)
Allowed 10 or fewer points	0 vs. Houston (9/21/24)
Allowed 14 or fewer points	14 vs. Arizona State (10/19/24)

## TOTAL DEFENSE

Allowed fewer than 75 total yards	53 vs. Kansas (9/20/97)
Allowed fewer than 100 total yards	87 @ Miami (OH) (9/21/13)
Allowed fewer than 125 total yards	102 vs. Northwestern State (9/13/25)
Allowed fewer than 150 total yards	102 vs. Northwestern State (9/13/25)
Allowed fewer than 175 total yards	102 vs. Northwestern State (9/13/25)
Allowed fewer than 200 total yards	102 vs. Northwestern State (9/13/25)
Allowed fewer than 225 total yards	102 vs. Northwestern State (9/13/25)
Allowed fewer than 250 total yards	102 vs. Northwestern State (9/13/25)

## RUSHING DEFENSE

Allowed 0 or fewer yards	-3 @ Miami (OH) (10/1/11)
Allowed 25 or fewer yards	24 @ Miami (OH) (9/14/24)
Allowed 50 or fewer yards	24 @ Miami (OH) (9/14/24)
Allowed 75 or fewer yards	69 vs. Northwestern State (9/13/25)
Allowed 100 or fewer yards	69 vs. Northwestern State (9/13/25)

## PASSING DEFENSE

Allowed 0 passing yards	-1 vs. Xavier (10/9/71)
Allowed 50 or fewer yards	33 vs. Northwestern State (9/13/25)
Allowed 100 or fewer yards	33 vs. Northwestern State (9/13/25)
Allowed 150 or fewer yards	33 vs. Northwestern State (9/13/25)
Allowed 175 or fewer yards	33 vs. Northwestern State (9/13/25)
Allowed 200 or fewer yards	33 vs. Northwestern State (9/13/25)

## SPECIAL SITUATIONS

Scored on the first play from scrimmage	Scott 53-yard pass from Ridder vs. SMU (11/20/21)
Had a game-winning field goal	Ryan Coe, 21 yards vs. ECU (11/11/22)
Kicked a 50-yard field goal	Nathan Hawks, 51 yards @ UCF (10/12/24)
UC shut out its opponent	vs. Northwestern State (9/13/25, W, 70-0)
UC was shut out	@ No. 5 Ohio State (9/7/19, L 42-0)
Converted a 2-point play	Evan Prater from Emory Jones vs. Baylor (10/21/23)
A player scored on a pass, rush and rec. TD in same game	Desmond Ridder vs. SMU (11/20/21)

## INDIVIDUAL RUSHING

Had a player rush for 100 or more yards	111 by Evan Pryor vs. Iowa State (10/4/25)
Had a player rush for 150 or more yards	153 by Corey Kiner @ Pitt (9/9/23)
Had a player rush for 200 or more yards	212 by Mike Boone vs. USF (10/24/14)
Had a player rush for 225 or more yards	238 by Richard Hall vs. Miami OH (9/11/04)
Had two players rush for 100 or more yards	143 (Sorsby) & 120 (Kiner) @ Iowa State (11/16/24)
Had a player rush for 2 or more TDs	2 by Evan Pryor vs. Iowa State (10/4/25)
Had a player rush for 3 or more TDs	4 by Jerome Ford vs. UCF (10/14/21)
Had a player rush for 4 or more TDs	4 by Jerome Ford vs. UCF (10/14/21)
Had a player rush for 5 or more TDs	6 by Ike Stewart vs. Transylvania (10/5/1912)

## INDIVIDUAL PASSING

Had a player pass for 200 or more yards	214 by Brendan Sorsby vs. Iowa State (10/4/25)
Had a player pass for 250 or more yards	388 by Brendan Sorsby at Kansas (9/27/25)
Had a player pass for 300 or more yards	388 by Brendan Sorsby at Kansas (9/27/25)
Had a player pass for 350 or more yards	388 by Brendan Sorsby at Kansas (9/27/25)
Had a player pass for 400 or more yards	426 by Brendan Sorsby at Texas Tech (9/28/24)
Had a player pass for 450 or more yards	523 by Gunner Kiel @ Houston (11/7/15)
Had a player pass for 500 or more yards	523 by Gunner Kiel @ Houston (11/7/15)
Had a player pass for 2 or more TDs	2 by Brendan Sorsby vs. Iowa State (10/4/25)
Had a player pass for 3 or more TDs	5 by Brendan Sorsby vs. Northwestern State (9/13/25)
Had a player pass for 4 or more TDs	5 by Brendan Sorsby vs. Northwestern State (9/13/25)
Had a player pass for 5 or more TDs	5 by Brendan Sorsby vs. Northwestern State (9/13/25)
Had a player pass for 6 or more TDs	6 by Gunner Kiel vs. Toledo (9/12/14)
Had a player complete 20 passes	29 by Brendan Sorsby at Kansas (9/27/25)
Had a player complete 30 passes	31 by Brendan Sorsby at Texas Tech (9/28/24)
Had a player complete 35 passes	35 by Deontey Kenner @ Southern Miss (10/23/99)
Had a player complete 10 straight passes	15 by Brendan Sorsby vs. Northwestern State (9/13/25)
Had a player complete 12 straight passes	15 by Brendan Sorsby vs. Northwestern State (9/13/25)
Had a player complete 10 straight passes to open game	15 by Brendan Sorsby vs. Northwestern State (9/13/25)
Had a player complete 12 straight passes to open game	15 by Brendan Sorsby vs. Northwestern State (9/13/25)
Had a player throw 30 passes	43 by Brendan Sorsby at Kansas (9/27/25)
Had a player throw 35 passes	43 by Brendan Sorsby at Kansas (9/27/25)
Had a player throw 40 passes	43 by Brendan Sorsby at Kansas (9/27/25)
Had a player throw 45 passes	45 by Ben Bryant at UCF (10/29/22)
Had a player throw 50 passes	50 by Desmond Ridder @ SMU (10/27/18)

## INDIVIDUAL RECEIVING

Had a player with 10 or more receptions in a game	11 by Cyrus Allen at Kansas (9/27/25)
Had a player with 11 or more receptions in a game	11 by Cyrus Allen at Kansas (9/27/25)
Had a player with 12 or more receptions in a game	12 by Xzavier Henderson vs. Miami (OH) (9/16/23)
Had a player with 13 or more receptions in a game	15 by Shaq Washington @ ECU (11/28/15)
Had a player with 14 or more receptions in a game	15 by Shaq Washington @ ECU (11/28/15)
Had a player with 15 or more receptions in a game	15 by Shaq Washington @ ECU (11/28/15)
Had a player receive 100 or more yards	Cyrus Allen (128) at Kansas (9/27/25)
Had a player receive 150 or more yards	Tyler Scott (185) vs. Indiana (9/24/22)
Had a player receive 200 or more yards	203 by Kahlil Lewis vs. ECU (11/23/18)
Had a player receive 250 or more yards	254 by Tom Rossley vs. Louisville (11/9/68)
Had a player receive for 2 or more TDs	2 by Cyrus Allen at Kansas (9/27/25)
Had a player receive for 3 or more TDs	3 by Tyler Scott vs. Indiana (9/24/22)

## GAMES AGAINST RANKED TEAMS

Beat a top 25 team	No. 14 Iowa State, 38-30 (10/4/25)
Beat a top 10 team	@ No. 9 Notre Dame, 24-13 (10/2/21)
Beat a ranked opponent @ home	No. 14 Iowa State, 38-30 (10/4/25)
Beat a ranked opponent on the road	@ No. 9 Notre Dame, 24-13 (10/2/21)
Beat a ranked opponent @ a neutral site	vs. No. 25 vs. Virginia Tech (FedEx Field/9/29/12)
Beat back-to-back ranked opponents	10/30/08-11/08/08 No. 24 USF & @ No. 20 West Virginia
Lost to a ranked opponent @ home	No. 16 Oklahoma, 6-20 (9/23/23)

## RETURNS/SPECIAL TEAMS/DEFENSE

Returned a KO for a TD	Jadon Thompson, 100 yards vs. ECU (11/11/22)
Returned a Punt for a TD	Mardy Gilyard, 53 yards (9/12/09 vs. SEMO)
Had Two Interceptions	2 by Coby Bryant vs. USF (10/3/20)
Had Three Interceptions	3 by Mike Tyson @ Purdue (9/10/16)
Recorded a Safety	@ UCLA (9/1/18)
Returned an INT for a TD	Deshawn Pace, 18 yards at Tulsa (10/1/22)
Returned 2 INTs for TDs	D. Battle-30 yards & C. Cheatham-53 yards vs. Akron (9/17/11)
Recovered a fumble in endzone for a TD	Josiah Deguara @ Marshall (09/28/19)
Returned a fumble for a TD	Dominique Perry, 14 yards vs. Indiana (09/24/22)
Executed a successful onside kick	Kick by Miliano/Recovered by Morrison @ Rutgers (11/16/13)
Blocked a FG	Iowon Briggs on 25-yard attempt vs. Navy (11/5/22)
Blocked a PAT	Lorenz Metz vs. Temple (11/23/19 - fourth quarter)
Returned a blocked PAT for 2 points	Coby Bryant, 98 yards vs. Temple (11/23/19)
Blocked a punt	Ryan Royer at East Carolina (11/26/21)

## SINGLE-GAME TEAM OFFENSE

Most Points	124 vs. Transylvania (1912)
Most Touchdowns	14 vs. Transylvania (1912)
Most Rushing Attempts	83 vs. Louisiana-Monroe (1977)
Most Rushing Yards	464 vs. Case Western Reserve (1953) 464 vs. Virginia Military Institute (1953)
Most Rushing Touchdowns	14 vs. Transylvania (1912)
Most Passing Attempts	64 at Memphis (2015)
Most Passes Completed	38 at Memphis (2015)
Most Passing Yards	620 at Memphis (2015)
Most Interceptions Thrown	6 vs. Xavier (1972)
Most Touchdown Passes	6 vs. Toledo (2014); vs. Illinois (2009)
Most Offensive Plays	100 at Memphis (2015)
Most Yards Total Offense	752 at Memphis (2015)
Most First Downs	38 at Memphis (2015); 38 vs. Austin Peay (2018)
Most Fumbles	15 vs. Louisville (1970)
Most Fumbles Lost	7 vs. Virginia Military Institute (1951)
Most Turnovers	9 vs. Xavier (1955) 9 vs. Hardin-Simmons (1955) 9 vs. Virginia Military Institute (1951)
Most Penalties	18 vs. Kansas State (1951)
Most Penalty Yards	176 vs. Louisville (1968)
Most Punts	13 vs. Pittsburgh (1981) 13 vs. Mississippi State (1948)
Most Punting Yards	510 vs. Louisville (1996)
Most Punt Return Yards	177 vs. Ohio (1949)
Most Kickoff Return Yards	295 vs. Memphis (1971)
Fewest Rushing Attempts	15 vs. Illinois (2009)
Fewest Rushing Yards	-23 vs. Rutgers (2005)
Fewest Passes Completed	0 vs. Dayton (1970)
Fewest Passing Yards	0 vs. Dayton (1970)
Fewest Yards Total Offense	46 vs. North Texas State (1959)
Fewest First Downs	3 vs. West Virginia (1989)
Fewest Penalties	1 five times vs. Rutgers (1994), vs. Louisville (1966), vs. Memphis (1966), vs. Army (1963), vs. Hawai'i (1954)
Fewest Yards Penalized	4 vs. Memphis (1966)
Fewest Punts	0 vs. Miami (OH) (2008) 0 vs. Memphis (1998) 0 vs. Miami (OH) (1954)

## SINGLE-GAME TEAM DEFENSE

Fewest Rushing Attempts Allowed	17 vs. Dayton (1961)
Fewest Rushing Yards Allowed	-46 vs. Kansas (1997)
Fewest Passing Attempts	1 vs. Boston College (1964)
Fewest Pass Completions Allowed	0 six times vs. Louisville (1974), vs. Ohio (1973), vs. Boston College (1964), vs. Indiana (1963), vs. Ohio (1949)
Fewest Passing Yards Allowed	-1 vs. Xavier (1971)
Fewest Yards Total Offense Allowed	18 vs. Louisiana-Lafayette (1973)
Most Points Allowed	81 vs. Penn State (1991)
Most Rushing Attempts Allowed	86 vs. West Virginia (1969)
Most Rushing Yards Allowed	539 vs. Northern Illinois (1989)
Most Passing Attempts Allowed	67 vs. Louisville (1997)
Most Pass Completions Allowed	37 vs. East Carolina (1997)
Most Passing Yards Allowed	482 vs. Florida (2010)
Most Yards Total Defense Allowed	742 vs. Louisville (1998)
Most Passes Intercepted	7 vs. Kansas State (1951)
Most Interception Return Yards	162 vs. Dayton (1956)
Most Turnovers Forced	8 vs. Rice (1974)

## SINGLE-GAME INDIVIDUAL OFFENSE

Rushing Attempts	45 by Steve Cowan vs. Ohio (1970)
Rushing Yards	306 by Bob Hynes vs. Case Western Reserve (1923)
Yards Per Rush	29.5 by Mike Boone at Miami (OH) (4 carries, 118 yards) (2015)
Rushing Touchdowns	6 by Ike Stewart vs. Transylvania (1912) 6 by Bob Heuck vs. Transylvania (1912)
Passing Attempts	59 by Deontey Kenner vs. Southern Miss (1999)
Passing Completions	35 by Deontey Kenner vs. Southern Miss (1999) 35 by Greg Cook vs. Ohio (1968)
Passing Yards	557 by Hayden Moore at Memphis (2015)
Passing Touchdowns	6 by Gunner Kiel (2014); by Tony Pike vs. Illinois (2009)
Interceptions Thrown	6 by Mike Shoemaker vs. Xavier (1972)
Receptions	15 by Shaq Washington at East Carolina (2015)
Receiving Yards	254 by Tom Rossley vs. Louisville (1968)
Yards Per Reception	73.7 by Chris Moore at Ohio State (3 receptions, 221 yards) (2014)
Receiving Touchdowns	3 by nine players, last by Tyler Scott vs. Indiana (2022)
All-Purpose Yards (Rsh., Rec. and Ret.)	381 by Mardy Gilyard at Pittsburgh (2009)
Total Yards	564 by Hayden Moore at Memphis (2015)
Total Points	51 by Ike Stewart vs. Transylvania (1912)
Touchdowns	8 by Ike Stewart vs. Transylvania (1912)
Extra Points Made	12 by Alonzo Weiss vs. Transylvania (1912)
Field Goals Made	5 by Ryan Coe at SMU (2022)
Punts	13 by Phil Peckich at Pittsburgh (1981)
Punting Yards	510 by Steve Smith at Louisville (1996)
Punting Average	65.0 by Mason Fletcher at SMU (3 punts) (2022)
Kickoff Returns	8 by Mardy Gilyard at Pittsburgh (2009) 8 by LaDaris Vann vs. East Carolina (1999)
Kickoff Return Yards	256 by Mardy Gilyard at Pittsburgh (2009)
Kickoff Returns For Touchdowns	1 by 20 players last by Mardy Gilyard at Pittsburgh (2009)
Punt Returns	7 by Mike Daniels vs. Western Carolina (2005) 7 by Tinker Keck vs. Kansas (1997) 7 by Charley Bland vs. Villanova (1973)
Punt Return Yards	161 by Gene Gibson vs. Ohio (1949)
Punt Return Touchdowns	2 by Tinker Keck vs. Louisville (1997) 2 by Gene Gibson vs. Ohio (1949)

## SINGLE-GAME INDIVIDUAL DEFENSE

Total Tackles	19 by Greg Blair at Louisville (10/26/12) * Frank Callicott vs. UAB (11/30/02) * Jeff Luc vs. Miami (Ohio) (9/20/14) *
Tackles For A Loss	5.5 by Brandon Mills vs. Rutgers (11/20/10) *
Sacks	4.0 by Alex Daniels at Miami (Ohio) (10/3/09) * Antwan Peek vs. Louisiana-Monroe (12/1/01) *
Forced Fumbles	3 by Antwan Peek vs. Louisiana Monroe (12/1/01) *
Fumble Recoveries	2 by Willis Edwards vs. Memphis (10/26/02) * Ivan Fields at Memphis (11/11/00) * Jeff Luc vs. USF (10/14/14) * Wes Richardson at NC State (9/16/10) *
Pass Break Ups	4 by Justin Harris at Pittsburgh (09/09/23) * Linden Stephens at Miami (Ohio) (9/16/17)) * Mike Mickens vs. Rutgers (11/18/06) * Zach Norton vs. Louisville (10/27/01) *
Interceptions	4 by Bob Hynes vs. Ohio Northern (1923)
Interception Return Yards	123 by Shawn Ferguson vs. Memphis (1998)
Interception Returns for Touchdowns	2 by Shawn Ferguson vs. Memphis (1998)
Blocked Kicks	2 by Connor Barwin at Marshall (10/3/08) * Antwan Peek vs. Miami (10/28/00) *

\* - Since 2000



## vs. Nebraska

AUGUST 28, 2025  
KANSAS CITY, MO.

	1	2	3	4	F
Nebraska	0	13	0	7	20
Cincinnati	3	0	7	7	17

## SCORING PLAYS

1st	11:17	CIN	Stephen Rusnak 45-yard field goal
			8-38, 4:13, NEB 0 - CIN 3
2nd	14:56	NEB	Kyle Cunanan 52-yard field goal
			11-42, 4:51, NEB 3 - CIN 3
2nd	5:36	NEB	Kyle Cunanan 22-yard field goal
			16-80, 7:51, NEB 6 - CIN 3
2nd	0:11	NEB	Nyziiah Hunter 5-yard touchdown pass from Dylan Raiola (Cunanan Kick)
			3-24, 0:51, NEB 13 - CIN 3
3rd	6:53	CIN	Brendan Sorsby 7-yard touchdown run (Rusnak Kick)
			10-57, 3:32, NEB 13 - CIN 10
4th	10:36	NEB	Dane Key 3-yard touchdown pass from Dylan Raiola (Cunanan Kick)
			13-67, 7:02, NEB 20 - CIN 10
4th	7:15	CIN	Brendan Sorsby 1-yard touchdown run (Rusnak Kick)
			9-75, 3:21, NEB 20 - CIN 17

	NEB	CIN
FIRST DOWNS .....	23	16
RUSHES-YARDS (NET) .....	36-110	30-202
PASSING YDS (NET) .....	243	69
Passes Att-Comp-Int.....	33-42-0	13-25-1
TOTAL OFFENSE PLAYS-YARDS .....	78-353	55-271
Fumble Returns-Yards.....	0-0	0-0
Punt Returns-Yards.....	2-3	0-0
Kickoff Returns-Yards.....	5-297	4-254
Interception Returns-Yards .....	1-0	0-0
Punts (Number-Avg) .....	4-36.8	4-45.2
Fumbles-Lost .....	2-0	1-1
Penalties-Yards.....	3-27	4-20
Time of Possession.....	39:30	20:30
Third-Down Conversions .....	10-18	3-10
Fourth-Down Conversions .....	1-2	2-2
Red-Zone Scores-Chances .....	3-3	2-2
Sacks By: Number-Yards.....	0-0	3-10

**RUSHING:** Cincinnati- Brendan Sorsby, 13-96; Tawee Walker, 7-53; Evan Pryor, 5-29; Cyrus Allen, 2-18; Chance Williams, 1-5; Manny Covey, 1-1; TEAM, 1-0  
Nebraska- Emmett Johnson, 25-108; Heinrich Haartberg, 2-4; Janiran Bonner, 2-4; Mehki Nelson, 1-0; Dylan Raiola, 4-(-1); Isaiah Moeze, 1-(-3); TEAM, 1-(-3)

**PASSING:** Cincinnati- Brendan Sorsby, 13-25-1-69  
Nebraska- Dylan Raiola, 33-42-0-243

**RECEIVING:** Cincinnati- Cyrus Allen, 5-41; Joe Royer, 3-11; Patrick Gurd, 1-6; Caleb Goodie, 1-5; Jeff Caldwell, 1-5; Evan Pryor, 1-5; Tawee Walker, 1-(-4)  
Nebraska- Emmett Johnson, 7-27; Nyziiah Hunter, 6-65; Dane Key, 6-51; Luke Lindenmeyer, 5-47; Jacory Barney Jr., 5-27; Cortez Mills Jr., 1-13; Quinn Clark, 1-7; Janiran Bonner, 1-4; Isaiah Moeze, 1-2

## GAME-BY-GAME RECAPS

## vs. BGSU

SEPTEMBER 6, 2025  
CINCINNATI, OHIO

	1	2	3	4	F
Bowling Green	0	3	7	10	20
Cincinnati	7	14	10	3	34

## SCORING PLAYS

1st	7:23	CIN	Cyrus Allen 44-yard pass from Brendan Sorsby (Stephen Rusnak kick)
			7-0, 7:23, BGSU 0 - CIN 7
2nd	13:17	CIN	Cyrus Allen 2-yard pass from Brendan Sorsby (Stephen Rusnak kick)
			14-0, 2:55, BGSU 0 - CIN 14
2nd	6:11	CIN	Jeff Caldwell 9-yard pass from Brendan Sorsby (Stephen Rusnak kick)
			21-0, 3:08, BGSU 0 - CIN 21
2nd	0:23	BGSU	Jackson Kleather 25-yard field goal
			3-21, 5:48, BGSU 3 - CIN 21
3rd	12:58	CIN	Stephen Rusnak 40-yard field goal
			3-24, 1:58, BGSU 3 - CIN 24
3rd	4:03	BGSU	Jyrin Johnson 31-yard pass from Drew Pyne (Jackson Kleather kick)
			10-24, 0:47, BGSU 10 - CIN 24
3rd	0:24	CIN	Brendan Sorsby 9-yard run (Stephen Rusnak kick)
			31-10, 3:39, BGSU 10 - CIN 31
4th	10:35	BGSU	Mar'kel Porter 9-yard run (Jackson Kleather kick)
			17-31, 4:49, BGSU 17 - CIN 31
4th	6:12	CIN	Stephen Rusnak 23-yard field goal
			34-17, 4:23, BGSU 17 - CIN 34
4th	1:55	BGSU	Jackson Kleather 30-yard field goal
			20-34, 4:17, BGSU 20 - CIN 34

	CIN	BGSU
FIRST DOWNS .....	18	21
RUSHES-YARDS (NET) .....	29-106	34-98
PASSING YDS (NET) .....	333	274
Passes Att-Comp-Int.....	17-24-0	29-37-0
TOTAL OFFENSE PLAYS-YARDS .....	53-439	71-372
Fumble Returns-Yards.....	0-0	0-0
Punt Returns-Yards.....	1-3	1-0
Kickoff Returns-Yards.....	1-23	2-41
Interception Returns-Yards .....	0-0	0-0
Punts (Number-Avg) .....	2-11.2	4-15.3
Fumbles-Lost .....	1-1	1-0
Penalties-Yards.....	5-52	4-28
Third-Down Conversions .....	2 of 7	6 of 16
Fourth-Down Conversions .....	1 of 1	1 of 2
Red-Zone Scores-Chances .....	4-4	2-2
Sacks By: Number-Yards.....	4-23	0-0
Time of Possession.....	22:49	37:11

**RUSHING:** Cincinnati- Brendan Sorsby 7-40; Evan Pryor 6-33; Tawee Walker 11-32; Chance Williams 3-3; TEAM 2-(-2)  
Bowling Green- Cameron Pettawat 13-72; Kaderris Roberts 5-27; Mar'kel Porter 6-9; Nakai Amachree 2-2; Leo Kemp; 1-1; Drew Pyne 7-(-13)

**PASSING:** Cincinnati- Brendan Sorsby 17-24-0-333  
Bowling Green- Drew Pyne 29-36-0-274

**RECEIVING:** Cincinnati- Jeff Caldwell 5-109; Caleb Goodie 4-49; Cyrus Allen 3-45; Joe Royer 2-104; Noah Jennings 2-28; Tawee Walker 1-(-2); Evan Pryor 0-0  
Bowling Green- Jyrin Johnson 7-80; Kaderris Roberts 6-47; RJ Garcia II 5-35; Finn Hogan 3-58; Reis Stocksdaile 2-9; Jacob Harris 2-5; Allen Middleton 1-5; Cameron Pettaway 1-4

## vs. Northwestern State

SEPTEMBER 13, 2025  
CINCINNATI, OHIO

	1	2	3	4	F
Northwestern State	0	0	0	0	0
Cincinnati	35	21	7	7	70

## SCORING PLAYS

1st	13:24	CIN	Joe Royer 21 yd pass from Brendan Sorsby (Stephen Rusnak kick)
			4-65, 1:36, NSU 0 - CIN 7
1st	11:18	CIN	Caleb Goodie 55 yd pass from Brendan Sorsby (Stephen Rusnak kick)
			1-55, 0:09, NSU 0 - CIN 14
1st	7:07	CIN	Tawee Walker 10 yd pass from Brendan Sorsby (Stephen Rusnak kick)
			4-42, 1:43, NSU 0 - CIN 21
1st	4:11	CIN	Joe Royer 2 yd pass from Brendan Sorsby (Stephen Rusnak kick)
			34-5, 1:14, NSU 0 - CIN 28
1st	2:46	CIN	Isaiah Johnson 8 yd pass from Brendan Sorsby (Stephen Rusnak kick)
			2-30, 0:30, NSU 0 - CIN 35
2nd	9:40	CIN	Brendan Sorsby 23 yd rush (Stephen Rusnak kick)
			8-80, 3:41, NSU 0 - CIN 42
2nd	5:38	CIN	Tawee Walker 15 yd rush (Stephen Rusnak kick)
			6-67, 2:26, NSU 0 - CIN 49
2nd	0:16	CIN	Cyrus Allen 29 yd pass from Brendan Sorsby (Stephen Rusnak kick)
			3-53, 0:43, NSU 0 - CIN 56
3rd	4:14	CIN	Chance Williams 3 yd rush (Dino Beslagic kick)
			7-70, 3:32, NSU 0 - CIN 63
4th	5:00	CIN	Isaiah Johnson 42 yd pass from Samaj Jones (Dino Beslagic kick)
			5-69, 2:45, NSU 0 - CIN 70

	CIN	NSU
FIRST DOWNS .....	27	6
RUSHES-YARDS (NET) .....	26-243	35-69
PASSING YDS (NET) .....	362	33
Passes Att-Comp-Int.....	21-23-0	10-16-0
TOTAL OFFENSE PLAYS-YARDS .....	49-605	51-102
Fumble Returns-Yards.....	0-0	0-0
Punt Returns-Yards.....	4-22	0-0
Kickoff Returns-Yards.....	0-0	3-46
Interception Returns-Yards .....	0-0	0-0
Punts (Number-Avg) .....	2-75	9-33.1
Fumbles-Lost .....	2-0	1-1
Penalties-Yards.....	6-65	5-42
Third-Down Conversions .....	2 of 4	0 of 12
Fourth-Down Conversions .....	0 of 0	1 of 2
Red-Zone Scores-Chances .....	5-5	0-0
Sacks By: Number-Yards.....	1-12	0-0
Time of Possession.....	20:45	39:15

**RUSHING:** Cincinnati- Brendan Sorsby 2-39; Evan Pryor 6-39; Tawee Walker 6-66; Manny Covey 4-43; Samaj Jones 3-26; Brady Lichtenberg 1-21

Northwestern State- Kolbe Burrell 12-31; Myion Hicks; 8-20; Jeremiah Jones 3-15; Eli Anderson 4-10; Zay Davis 1-4; Abram Johnston 6-8

**PASSING:** Cincinnati- Brendan Sorsby 15-15-0-253; Brady Lichtenberg 4-6-0-56; Samaj Jones 2-2-0-53  
Northwestern State- Abram Johnston 7-11-0-31; Eli Anderson 3-5-0-2

**RECEIVING:** Cincinnati- Jeff Caldwell 3-58; Caleb Goodie 3-106; Cyrus Allen 4-59; Joe Royer 3-23; Isaiah Johnson 2-50; Tawee Walker 2-23; Patrick Gurd 1-17; Noah Jennings 2-15; Elijah Jones 1-11  
Northwestern State- Luke Carter 1-11; Camryn Davis 1-9; Ben Buisson 1-8; Amaaz Eugene 1-5; Joseph Moreland 1-1

## GAME-BY-GAME RECAPS

vs. Kansas  
SEPTEMBER 27, 2025  
LAWRENCE, KAN.



	1	2	3	4	F
Kansas	7	6	14	7	34
Cincinnati	7	13	10	7	37

## SCORING PLAYS

1st	11:42	KAN	E. Henderson 93-yard pass from J. Daniels (L. Marjan Kick)
			1-93, 00:11, Kan 7 - CIN 0
1st	6:10	CIN	T. Walker 2-yard rush (S. Rusnak Kick)
			13-75, 5:32, KAN 7 - CIN 7
2nd	14:23	CIN	S. Rusnak 29-yard field goal
			11-61, 5:25, KAN 7 - CIN 10
2nd	10:00	KAN	L. Marjan 27-yard field goal
			9-67, 4:23, KAN 10 - CIN 10
2nd	7:09	CIN	C. Allen 10-yard pass from B. Sorsby (S. Rusnak Kick)
			7-75, 2:51, KAN 10 - CIN 17
2nd	3:15	KAN	L. Marjan 35-yard field goal
			8-58, 3:54, KAN 13 - CIN 17
2nd	00:00	CIN	S. Rusnak 43-yard field goal
			7-69, 0:47, KAN 13 - CIN 20
3rd	11:38	KAN	B. Groen 24-yard pass from J. Daniels (L. Marjan Kick)
			8-75, 3:22, KAN 20 - CIN 20
3rd	8:54	CIN	C. Allen 14-yard pass from B. Sorsby (S. Rusnak Kick)
			5-82, 2:38, KAN 20 - CIN 27
3rd	8:44	KAN	E. Henderson 75-yard pass from J. Daniels (L. Marjan Kick)
			1-75, 0:10, KAN 27 - CIN 27
3rd	1:24	CIN	S. Rusnak 24-yard field goal
			14-69, 7:20, KAN 27 - CIN 30
4th	1:45	KAN	L. Wentz 6-yard pass from J. Daniels (L. Marjan Kick)
			12-85, 6:17, KAN 34 - CIN 30
4th	00:29	CIN	T. Walker 2-yard rush (S. Rusnak Kick)
			10-75, 1:16, KAN 34 - CIN 37

	KAN	CIN
FIRST DOWNS	23	16
RUSHES-YARDS (NET)	36-110	30-202
PASSING YDS (NET)	243	69
Passes Att-Comp-Int	33-42-0	13-25-1
TOTAL OFFENSE PLAYS-YARDS	78-353	55-271
Fumble Returns-Yards	0-0	0-0
Punt Returns-Yards	2-3	0-0
Kickoff Returns-Yards	5-297	4-254
Interception Returns-Yards	1-0	0-0
Punts (Number-Avg)	4-36.8	4-45.2
Fumbles-Lost	2-0	1-1
Penalties-Yards	3-27	4-20
Time of Possession	39:30	20:30
Third-Down Conversions	10-18	3-10
Fourth-Down Conversions	1-2	2-2
Red-Zone Scores-Chances	3-3	2-2
Sacks By: Number-Yards	0-0	3-10

**RUSHING:** Cincinnati- Brendan Sorsby, 13-63; Tawee Walker, 18-78; Evan Pryor, 6-90

Kansas- Leshon Williams 10-64; Jalon Daniels 14-72; Isaiah Marshall 1-20; Cole Ballard 1-9; Emmanuel Henderson Jr. 1-4

**PASSING:** Cincinnati- Brendan Sorsby, 29-43-0-388

Kansas- Jalon Daniels, 19-28-0-445

**RECEIVING:** Cincinnati- Cyrus Allen, 11-128; Joe Royer, 2-24; Gavin Grover 2-40; Caleb Goodie 5-91; Jeff Caldwell 3-27; Evan Pryor 1-5; Tawee Walker 1-4; Noah Jennings 3-36; Isaiah Johnson 1-33  
Kansas- Emmanuel Henderson Jr. 5-214; Boden Groen 5-84; Keaton Kubecka 3-53; Bryson Canty 1-31; Cam Pickett 2-31; Levi Wentz 2-18; Doug Emilien 1-14

vs. Iowa State  
OCTOBER 4, 2025  
CINCINNATI, OHIO



	1	2	3	4	F
Iowa State	0	15	7	8	30
Cincinnati	17	14	0	7	38

## SCORING PLAYS

1st	12:25	CIN	E. Pryor 30-yard rush (S. Rusnak Kick)
			6-80, 2:28, ISU 0 - CIN 7
1st	7:54	CIN	S. Rusnak 38-yard field goal
			8-62, 2:05, ISU 0 - CIN 10
1st	00:23	CIN	J. Royer 12-yard pass from B. Sorsby (S. Rusnak Kick)
			9-70, 3:38, ISU 0 - CIN 17
2nd	14:55	ISU	R. Becht 14-yard rush (C. Smith Kick)
			3-75, 00:28, ISU 7 - CIN 10
2nd	13:40	CIN	E. Pryor 18-yard rush (S. Rusnak Kick)
			4-55, 1:06, ISU 7 - CIN 24
2nd	1:08	CIN	B. Sorsby 20-yard rush (S. Rusnak Kick)
			13-80, 5:20, ISU 7 - CIN 31
2nd	00:00	ISU	R. Becht 4-yard rush (B. Brahmer pass from M. Cantrell)
			6-75, 1:08, ISU 15 - CIN 31
3rd	8:06	ISU	B. Eskildsen 11-yard pass from R. Becht (C. Smith Kick)
			14-75, 6:54, ISU 22 - CIN 31
4th	5:57	CIN	C. Goodie 82-yard pass from B. Sorsby (S. Rusnak Kick)
			3-84, 1:43, ISU 22 - CIN 38
4th	1:56	ISU	C. Sowell 3-yard pass from R. Becht (B. Brahmer pass from R. Becht)
			13-75, 4:01, ISU 30 - CIN 38

	ISU	CIN
FIRST DOWNS	29	20
RUSHES-YARDS (NET)	38-151	34-260
PASSING YDS (NET)	314	214
Passes Att-Comp-Int	30-48-0	13-25-0
TOTAL OFFENSE PLAYS-YARDS	86-465	59-474
Fumble Returns-Yards	1-0	1-1
Punt Returns-Yards	0-0	0-0
Kickoff Returns-Yards	3-169	7-451
Interception Returns-Yards	0-0	0-0
Punts (Number-Avg)	3-43.0	3-41.7
Fumbles-Lost	0-0	0-0
Penalties-Yards	8-60	13-128
Time of Possession	34:56	25:04
Third-Down Conversions	4-17	4-11
Fourth-Down Conversions	4-7	1-3
Red-Zone Scores-Chances	4-6	4-4
Sacks By: Number-Yards	0-0	4-15

**RUSHING:** Cincinnati- Brendan Sorsby, 9-64; Tawee Walker, 14-89; Evan Pryor, 10-111

Iowa State- Abu Sama, 18-96; Carson Hansen, 6-33; Rocco Becht, 12-22; Alex Manske, 2-5

**PASSING:** Cincinnati- Brendan Sorsby, 13-25-0-214

Iowa State- Rocco Becht, 30-48-0-314

**RECEIVING:** Cincinnati- Cyrus Allen, 3-22; Joe Royer, 4-20; Jeff Caldwell 1-21; Evan Pryor 1-0; Noah Jennings 2-42; Isaiah Johnson 1-26; Caleb Goodie 2-83

Iowa State- Brett Eskildsen 8-105; Xavier Townsend 6-50; Chase Sowell 5-58; Benjamin Brahmer 3-48; Dominic Overby 3-22; Gabe Burkle 2-12; Abu Sama 2-8; Carson Hansen 1-11

## RESULTS

	Date	Opponent		Score	Overall	Conf	Time	Attend
	08/28/2025	vs Nebraska	L	17-20	0-1	0-0	3:18	72884
	09/06/2025	Bowling Green	W	34-20	1-1	0-0	3:06	35421
	09/13/2025	Northwestern St.	W	70-0	2-1	0-0	2:40	30014
*	09/27/2025	at Kansas	W	37-34	3-1	1-0	3:37	41525
*	10/04/2025	Iowa St.	W	38-30	4-1	2-0	3:50	38007

Opponent	Score	First Downs				Rushing Number-Yards	Passing		Total Offense Plays-Yards	Return Yards	Turn- Overs
		Total	Rush	Pass	Pen		Comp-Att.-Int	Yards			
Nebraska	17-20	16 / 23	12 / 10	3 / 13	1 / 0	30-202 / 36-110	13-25-1 / 33-42-0	69 / 243	55-271 / 78-353	20 / 36	2 / 0
Bowling Green	34-20	18 / 21	5 / 6	12 / 11	1 / 4	29-106 / 34-98	17-24-0 / 29-37-0	333 / 274	53-439 / 71-372	26 / 41	1 / 0
Northwestern St.	70-0	27 / 6	11 / 3	15 / 1	1 / 2	26-243 / 35-68	21-23-0 / 10-16-0	362 / 34	49-605 / 51-102	22 / 46	0 / 1
Kansas	37-34	29 / 26	10 / 8	18 / 16	1 / 2	37-215 / 27-152	29-44-0 / 19-28-0	388 / 445	81-603 / 55-597	16 / 20	0 / 1
Iowa St.	38-30	20 / 29	12 / 9	7 / 14	1 / 6	34-260 / 37-156	13-25-0 / 30-48-0	214 / 314	59-474 / 85-470	93 / 18	1 / 0
<b>Totals</b>	<b>196-104</b>	<b>110 / 105</b>	<b>50 / 36</b>	<b>55 / 55</b>	<b>5 / 14</b>	<b>156-1026 / 169-584</b>	<b>93-141-1 / 121-171-0</b>	<b>1366 / 1310</b>	<b>297-2392 / 340-1894</b>	<b>177 / 161</b>	<b>4 / 2</b>



## COMBINED STATISTICS

## Team Results

	Date	Opponent		Score	Att.
	08/28/2025	vs Nebraska	L	17-20	72884
	09/06/2025	Bowling Green	W	34-20	35421
	09/13/2025	Northwestern St.	W	70-0	30014
*	09/27/2025	at Kansas	W	37-34	41525
*	10/04/2025	Iowa St.	W	38-30	38007

## Rushing

Player	gp	att	gain	loss	net	avg	td	lg	avg/g
Tawee Walker	5	56	322	9	313	5.6	3	22	62.6
Evan Pryor	5	33	305	4	301	9.1	2	46	60.2
Brendan Sorsby	5	44	303	12	291	6.6	5	29	58.2
Manny Covey	5	5	44	0	44	8.8	0	24	8.8
Samaj Jones	1	3	26	0	26	8.7	0	12	26.0
Brady Lichtenberg	1	1	21	0	21	21.0	0	21	21.0
Cyrus Allen	5	2	18	0	18	9.0	0	15	3.6
Chance Williams	4	5	12	1	11	2.2	1	5	2.8
Zion Johnson	1	2	6	0	6	3.0	0	5	6.0
Jakorion Caffey	1	1	1	0	1	1.0	0	1	1.0
Team	5	4	0	6	-6	-1.5	0	0	-1.2
<b>Total</b>	<b>5</b>	<b>156</b>	<b>1058</b>	<b>32</b>	<b>1026</b>	<b>6.6</b>	<b>11</b>	<b>46</b>	<b>205.2</b>
<b>Opponents</b>	<b>5</b>	<b>169</b>	<b>674</b>	<b>90</b>	<b>584</b>	<b>3.5</b>	<b>3</b>	<b>30</b>	<b>116.8</b>

## Passing

Player	gp	effic	comp-att-int	pct	yds	td	lg	avg/g
Brendan Sorsby	5	174.4	87-132-1	65.9	1257	12	82	251.4
Brady Lichtenberg	1	200.1	4-6-0	66.7	56	1	29	56.0
Samaj Jones	1	487.6	2-2-0	100.0	53	1	42	53.0
Team	5	0.0	0-1-0	0.0	0	0	0	0.0
<b>Total</b>	<b>5</b>	<b>178.7</b>	<b>93-141-1</b>	<b>66.0</b>	<b>1366</b>	<b>14</b>	<b>82</b>	<b>273.2</b>
<b>Opponents</b>	<b>5</b>	<b>152.5</b>	<b>121-171-0</b>	<b>70.8</b>	<b>1310</b>	<b>9</b>	<b>93</b>	<b>262.0</b>

## Receiving

Player	gp	no.	yds	avg	td	lg	avg/g
Cyrus Allen	5	26	295	11.3	5	44	59.0
Caleb Goodie	5	15	334	22.3	2	82	66.8
Joe Royer	5	14	182	13.0	3	73	36.4
Jeff Caldwell	5	13	220	16.9	1	39	44.0
Noah Jennings	5	9	121	13.4	0	36	24.2
Tawee Walker	5	5	21	4.2	1	13	4.2
Isaiah Johnson	5	4	109	27.3	2	42	21.8
Patrick Gurd	5	2	23	11.5	0	17	4.6
Evan Pryor	5	2	10	5.0	0	5	2.0
Gavin Grover	5	2	40	20.0	0	33	8.0
Elijah Jones	5	1	11	11.0	0	11	2.2
<b>Total</b>	<b>5</b>	<b>93</b>	<b>1366</b>	<b>14.7</b>	<b>14</b>	<b>82</b>	<b>273.2</b>
<b>Opponents</b>	<b>5</b>	<b>121</b>	<b>1310</b>	<b>10.8</b>	<b>9</b>	<b>93</b>	<b>262.0</b>

## Game Records

Record	Overall	Home	Away	Neutral
ALL GAMES	4-1	3-0	1-0	0-1
CONFERENCE	2-0	1-0	1-0	0-0
NON-CONFERENCE	2-1	2-0	0-0	0-1

## Team Statistics

	UC	OPP
<b>First Downs</b>	<b>110</b>	<b>105</b>
Rushing	50	36
Passing	55	55
Penalty	5	14
<b>Rushing Yardage</b>	<b>1026</b>	<b>584</b>
Rushing attempts	156	169
Average per rush	6.6	3.5
Average per game	205.2	116.8
TDs Rushing	11	3
<b>Passing Yardage</b>	<b>1366</b>	<b>1310</b>
Comp-Att-Int	93-141-1	121-171-0
Average per pass	9.7	7.7
Average per catch	14.7	10.8
Average per game	273.2	262.0
TDs Passing	14	9
<b>Total offense</b>	<b>2392</b>	<b>1894</b>
Average per play	8.1	5.6
Average per game	478.4	378.8
<b>Kick returns: #-Yards</b>	<b>6-152</b>	<b>9-158</b>
<b>Punt returns: #-Yards</b>	<b>6-25</b>	<b>3-3</b>
<b>Int returns: #-Yards</b>	<b>0-0</b>	<b>1-0</b>
<b>Fumbles-Lost</b>	<b>5-3</b>	<b>8-2</b>
<b>Penalties-Yards</b>	<b>37-333</b>	<b>25-183</b>
<b>Punts-Avg</b>	<b>14-46.4</b>	<b>22-38.5</b>
<b>Time of possession / game</b>	<b>24:45</b>	<b>33:15</b>
<b>3rd-down conversion</b>	<b>18/48</b>	<b>23/70</b>
<b>4th-down conversion</b>	<b>7/9</b>	<b>9/15</b>
<b>PAT-attempts</b>	<b>(25-25) 100%</b>	<b>(10-10) 100%</b>
<b>2-point conversion-attempts</b>	<b>(0-0) 0%</b>	<b>(2-2) 100%</b>

## Interceptions

Player	no.	yds	avg	td	lg
<b>Total</b>	<b>0</b>	<b>0</b>	<b>0.0</b>	<b>0</b>	<b>0</b>
<b>Opponents</b>	<b>1</b>	<b>0</b>	<b>0.0</b>	<b>0</b>	<b>0</b>

## COMBINED STATISTICS

## Field Goals

Player	fg	pct.	01-19	20-29	30-39	40-49	50-99	lg	blk
Stephen Rusnak	7-7	100.0	0-0	3-3	1-1	3-3	0-0	45	0
<b>Opponents</b>	<b>6-8</b>	<b>75.0</b>	<b>0-0</b>	<b>3-3</b>	<b>2-3</b>	<b>0-0</b>	<b>1-2</b>	<b>52</b>	<b>0</b>

## Scoring

			PAT						
Player	td	fg	kick	rush	rcv	pass	dxp	saf	pts
Stephen Rusnak	-	7-7	23-23	-	-	-	-	-	44
Cyrus Allen	5	-	-	-	-	-	-	-	30
Brendan Sorsby	5	-	-	-	-	-	-	-	30
Tawee Walker	4	-	-	-	-	-	-	-	24
Joe Royer	3	-	-	-	-	-	-	-	18
Evan Pryor	2	-	-	-	-	-	-	-	12
Caleb Goodie	2	-	-	-	-	-	-	-	12
Isaiah Johnson	2	-	-	-	-	-	-	-	12
Jeff Caldwell	1	-	-	-	-	-	-	-	6
Chance Williams	1	-	-	-	-	-	-	-	6
Dino Beslagic	-	-	2-2	-	-	-	-	-	2
Total	25	7-7	25-25	0	0	0	0	0	196
Opponents	12	6-8	10-10	0	2	2	0	0	104

## Score by Periods

Team	1st	2nd	3rd	4th	OT	TOT
Cincinnati	69	62	34	31	0	196
Opponents	7	37	28	32	0	104

## Punting

Player	no.	yds	avg	lg	tb	fc	i20	50+	blk
Max Fletcher	14	650	46.4	62	0	3	7	7	0
<b>Total</b>	<b>14</b>	<b>650</b>	<b>46.4</b>	<b>62</b>	<b>0</b>	<b>3</b>	<b>7</b>	<b>7</b>	<b>0</b>
<b>Opponents</b>	<b>22</b>	<b>846</b>	<b>38.5</b>	<b>49</b>	<b>0</b>	<b>9</b>	<b>8</b>	<b>0</b>	<b>0</b>

## Punt Returns

Player	no.	yds	avg	td	lg
Manny Covey	6	25	4.2	0	7
<b>Total</b>	<b>6</b>	<b>25</b>	<b>4.2</b>	<b>0</b>	<b>7</b>
<b>Opponents</b>	<b>3</b>	<b>3</b>	<b>1.0</b>	<b>0</b>	<b>3</b>

## Kick Returns

Player	no.	yds	avg	td	lg
Logan Wilson	5	129	25.8	0	37
Matthew McDoom	1	23	23.0	0	23
<b>Total</b>	<b>6</b>	<b>152</b>	<b>25.3</b>	<b>0</b>	<b>37</b>
<b>Opponents</b>	<b>9</b>	<b>158</b>	<b>17.6</b>	<b>0</b>	<b>36</b>

## All Purpose

Player	g	rush	rcv	pr	kr	ir	total	avg/g
Tawee Walker	5	313	21	0	0	0	334	66.8
Caleb Goodie	5	0	334	0	0	0	334	66.8
Cyrus Allen	5	18	295	0	0	0	313	62.6
Evan Pryor	5	301	10	0	0	0	311	62.2
Brendan Sorsby	5	291	0	0	0	0	291	58.2
Jeff Caldwell	5	0	220	0	0	0	220	44.0
Joe Royer	5	0	182	0	0	0	182	36.4
Logan Wilson	4	0	0	0	129	0	129	32.3
Noah Jennings	5	0	121	0	0	0	121	24.2
Isaiah Johnson	5	0	109	0	0	0	109	21.8
Manny Covey	5	44	0	25	0	0	69	13.8
Gavin Grover	5	0	40	0	0	0	40	8.0
Samaj Jones	1	26	0	0	0	0	26	26.0
Patrick Gurd	5	0	23	0	0	0	23	4.6
Matthew McDoom	5	0	0	0	23	0	23	4.6
Brady Lichtenberg	1	21	0	0	0	0	21	21.0
Chance Williams	4	11	0	0	0	0	11	2.8
Elijah Jones	5	0	11	0	0	0	11	2.2
Zion Johnson	1	6	0	0	0	0	6	6.0
Jakorion Caffey	1	1	0	0	0	0	1	1.0
<b>Total</b>	<b>5</b>	<b>1026</b>	<b>1366</b>	<b>25</b>	<b>152</b>	<b>0</b>	<b>2569</b>	<b>513.8</b>
<b>Opponents</b>	<b>5</b>	<b>584</b>	<b>1310</b>	<b>3</b>	<b>158</b>	<b>0</b>	<b>2055</b>	<b>411.0</b>

## Total Offense

Player	g	plays	rush	pass	total	avg/g
Brendan Sorsby	5	176	291	1257	1548	309.6
Tawee Walker	5	56	313	0	313	62.6
Evan Pryor	5	33	301	0	301	60.2
Samaj Jones	1	5	26	53	79	79.0
Brady Lichtenberg	1	7	21	56	77	77.0
Manny Covey	5	5	44	0	44	8.8
Cyrus Allen	5	2	18	0	18	3.6
Chance Williams	4	5	11	0	11	2.8
Zion Johnson	1	2	6	0	6	6.0
Jakorion Caffey	1	1	1	0	1	1.0
<b>Total</b>	<b>5</b>	<b>297</b>	<b>1026</b>	<b>1366</b>	<b>2392</b>	<b>478.4</b>
<b>Opponents</b>	<b>5</b>	<b>340</b>	<b>584</b>	<b>1310</b>	<b>1894</b>	<b>378.8</b>

## TEAM STATISTICS

## Team Statistics

	UC	OPP
<b>Scoring</b>	<b>196</b>	<b>104</b>
Points per game	39.2	20.8
Points Off Turnovers	7	14
<b>First Downs</b>	<b>110</b>	<b>105</b>
Rushing	50	36
Passing	55	55
Penalty	5	14
<b>Rushing Yardage</b>	<b>1026</b>	<b>584</b>
Yards gained rushing	1058	674
Yards lost rushing	32	90
Rushing attempts	156	169
Average per rush	6.6	3.5
Average per game	205.2	116.8
TDs Rushing	11	3
<b>Passing Yardage</b>	<b>1366</b>	<b>1310</b>
Comp-Att-Int	93-141-1	121-171-0
Average per pass	9.7	7.7
Average per catch	14.7	10.8
Average per game	273.2	262.0
TDs Passing	14	9
<b>Total offense</b>	<b>2392</b>	<b>1894</b>
Total plays	297	340
Average per play	8.1	5.6
Average per game	478.4	378.8
<b>Kick returns: #-Yards</b>	<b>6-152</b>	<b>9-158</b>
<b>Punt returns: #-Yards</b>	<b>6-25</b>	<b>3-3</b>
<b>Int returns: #-Yards</b>	<b>0-0</b>	<b>1-0</b>
<b>Kick return average</b>	<b>25.3</b>	<b>17.6</b>
<b>Punt return average</b>	<b>4.2</b>	<b>1.0</b>
<b>Int return average</b>	<b>0.0</b>	<b>0.0</b>
<b>Fumbles-Lost</b>	<b>5-3</b>	<b>8-2</b>
<b>Penalties-Yards</b>	<b>37-333</b>	<b>25-183</b>
Average per game	66.6	36.6
<b>Punts-Yards</b>	<b>14-650</b>	<b>22-846</b>
Average per punt	46.4	38.5
Net punt average	46.2	38.4
<b>Kickoffs-Yards</b>	<b>36-2273</b>	<b>20-1126</b>
Average per kick	63.1	56.3
Net kick average	40.4	36.5
<b>Time of possession / game</b>	<b>24:45</b>	<b>33:15</b>
<b>3rd-down conversion</b>	<b>18/48</b>	<b>23/70</b>
3rd-down pct	38%	33%
<b>4th-down conversion</b>	<b>7/9</b>	<b>9/15</b>



## TEAM STATISTICS

	UC	OPP
4th-down pct	78%	60%
<b>Sacks by-Yards</b>	<b>13-59</b>	<b>1-11</b>
<b>Misc Yards</b>	<b>0</b>	<b>0</b>
<b>Touchdowns scored</b>	<b>25</b>	<b>12</b>
<b>Field goals - attempts</b>	<b>7-7</b>	<b>6-8</b>
<b>On-Side kicks</b>	<b>0-0</b>	<b>0-2</b>
<b>Red-zone scores</b>	<b>(21-21) 100%</b>	<b>(13-17) 76%</b>
<b>Red-zone touchdowns</b>	<b>(17-21) 81%</b>	<b>(8-17) 47%</b>
<b>PAT-attempts</b>	<b>(25-25) 100%</b>	<b>(10-10) 100%</b>
<b>2-point conversion-attempts</b>	<b>(0-0) 0%</b>	<b>(2-2) 100%</b>
<b>Attendance</b>	<b>103442</b>	<b>41525</b>
Games / Avg per game	3/34481	1/41525
Neutral site games	-	1/72884

### Score by Periods

Team	1st	2nd	3rd	4th	OT	TOT
Cincinnati	69	62	34	31	0	196
Opponents	7	37	28	32	0	104

## PARTICIPATION

##	Player	GP-GS	Nebr	BGSU	NW	KU	IowaSt
0	Matthew McDoom	5/5	START	START	START	START	START
0	Isaiah Johnson	5/0	XXX	XXX	XXX	XXX	XXX
2	Dontay Corleone	3/3	START	START	...	...	START
2	Brendan Sorsby	5/5	START	START	START	START	START
3	Kye Stokes	5/0	XXX	XXX	XXX	XXX	XXX
3	Tawee Walker	5/2	XXX	XXX	XXX	START	START
4	Mikah Coleman	5/5	START	START	START	START	START
4	Cyrus Allen	5/5	START	START	START	START	START
5	Christian Harrison	5/5	START	START	START	START	START
5	Samaj Jones	1/0	...	...	XXX	...	...
6	Evan Pryor	5/3	START	START	START	XXX	XXX
6	Tre Gola-Callard	5/5	START	START	START	START	START
7	Logan Wilson	4/3	START	...	START	START	XXX
7	Chance Williams	4/1	XXX	XXX	XXX	...	START
8	Ormanie Arnold	4/0	...	XXX	XXX	XXX	XXX
8	Noah Jennings	5/1	XXX	XXX	XXX	XXX	START
9	Jeff Caldwell	5/4	START	START	START	START	XXX
9	Jiquan Sanks	5/3	START	START	START	XXX	XXX
10	Tayden Barnes	5/0	XXX	XXX	XXX	XXX	XXX
10	Caleb Goodie	5/4	START	XXX	START	START	START
11	Joe Royer	5/5	START	START	START	START	START
12	Jake Golday	5/5	START	START	START	START	START
12	Zebulin Kinsey	0/0	...	...	...	...	...
13	Zion Johnson	1/0	...	...	XXX	...	...
13	Patrick Williams	1/0	...	...	XXX	...	...
14	Barry Jackson Jr.	5/0	XXX	XXX	XXX	XXX	XXX
14	Zay Johnson	0/0	...	...	...	...	...
15	Will Kocher	1/0	...	...	XXX	...	...
15	Jamari Johnson	1/0	...	...	XXX	...	...
16	Brady Lichtenberg	1/0	...	...	XXX	...	...
16	Jaylon White-McLain	5/0	XXX	XXX	XXX	XXX	XXX
17	Brian Simms III	5/0	XXX	XXX	XXX	XXX	XXX
17	Giyahni Kontosis	2/0	XXX	XXX	...	...	...
18	Marqavious Saboor	5/0	XXX	XXX	XXX	XXX	XXX
18	Kale Woodburn	1/0	...	...	XXX	...	...
18	Dakarai Anderson	2/0	XXX	...	XXX	...	...
19	CJ Jones	4/0	...	XXX	XXX	XXX	XXX
20	Jakorion Caffey	1/0	...	...	XXX	...	...
20	CJ Crite	1/0	...	...	XXX	...	...
21	Patrick Gurd	5/1	XXX	START	XXX	XXX	XXX
21	C.J. McCray	5/0	XXX	XXX	XXX	XXX	XXX
22	Jonathan Thompson	5/1	XXX	START	XXX	XXX	XXX
22	Zane Kinsey	0/0	...	...	...	...	...
23	Willie Goodwyn	3/0	XXX	XXX	XXX	...	...
24	Terrell Holcomb	1/0	...	...	XXX	...	...
25	Daniel James	4/1	XXX	START	XXX	...	XXX
26	Cameron Roetherford	0/0	...	...	...	...	...
27	Taizaun Burns	0/0	...	...	...	...	...
29	Manny Covey	5/0	XXX	XXX	XXX	XXX	XXX
29	Stanley Clyne	2/0	XXX	...	XXX	...	...
31	Max Fletcher	5/0	XXX	XXX	XXX	XXX	XXX
31	Simeon Coleman	5/4	START	XXX	START	START	START
32	Landen Schaefer	0/0	...	...	...	...	...
33	Darrell Gipson	1/0	...	...	XXX	...	...
34	Myles Harrison	1/0	...	...	XXX	...	...
35	Dino Beslagic	1/0	...	...	XXX	...	...
35	Drew Robinson	1/0	...	...	XXX	...	...
36	Xavier Williams	5/0	XXX	XXX	XXX	XXX	XXX
37	Weston Simmons	1/0	...	...	XXX	...	...
39	Cincear Lewis	1/0	...	...	XXX	...	...

##	Player	GP-GS	Nebr	BGSU	NW	KU	IowaSt
40	Kamari Burns	5/0	XXX	XXX	XXX	XXX	XXX
41	Quinn Staten	0/0	...	...	...	...	...
44	Montay Weedon	5/1	XXX	XXX	START	XXX	XXX
45	Ben Blevins	3/0	XXX	XXX	XXX	...	...
46	Antwan Peek Jr.	5/2	XXX	XXX	XXX	START	START
47	George Leibold	1/0	...	...	XXX	...	...
48	Eli Stein	5/0	XXX	XXX	XXX	XXX	XXX
49	Jack Dingle	4/4	START	START	...	START	START
50	Evan Tengesdahl	5/5	START	START	START	START	START
52	Ronan Casanova	0/0	...	...	...	...	...
53	Gavin Gerhardt	5/5	START	START	START	START	START
55	Isaiah Rogers	5/2	XXX	XXX	START	START	XXX
56	Deondre Buford	5/4	START	START	XXX	START	START
56	Tim Griffin	1/0	...	...	XXX	...	...
59	Jake Wheelock	1/0	...	...	XXX	...	...
63	Zac Clarke	0/0	...	...	...	...	...
66	Xavier Lozowicki	4/0	...	XXX	XXX	XXX	XXX
69	JP Schrieber	0/0	...	...	...	...	...
70	Cray Paich	0/0	...	...	...	...	...
71	Judea Milon	5/0	XXX	XXX	XXX	XXX	XXX
72	Nolan Latulippe	2/0	...	...	XXX	XXX	...
73	Aiden Pastoriza	0/0	...	...	...	...	...
74	Joe Cotton	5/5	START	START	START	START	START
75	Marcus McGregor	0/0	...	...	...	...	...
76	Zach Taylor	0/0	...	...	...	...	...
77	Taran Tyo	5/5	START	START	START	START	START
78	Grant Edgington	1/0	...	...	XXX	...	...
79	Ethan Green	5/1	XXX	XXX	START	XXX	XXX
80	Elijah Jones	5/0	XXX	XXX	XXX	XXX	XXX
82	James Early	0/0	...	...	...	...	...
82	Ka'Maurri Smith	1/0	...	...	XXX	...	...
83	Devyn Zahursky	5/0	XXX	XXX	XXX	XXX	XXX
85	Lyviel Waters	1/0	...	...	XXX	...	...
86	Kellen Davis	1/0	...	...	XXX	...	...
87	Gavin Grover	5/0	XXX	XXX	XXX	XXX	XXX
88	CD McFee	0/0	...	...	...	...	...
88	DaMari Witherspoon	1/0	...	...	XXX	...	...
89	Nash Biglin	0/0	...	...	...	...	...
90	Jalen Hunt	5/5	START	START	START	START	START
91	Drew Logan	2/0	XXX	XXX	...	...	...
92	Elijah Gunn	3/0	XXX	XXX	XXX	...	...
93	Max Lemasters	0/0	...	...	...	...	...
94	Keilan Smith	0/0	...	...	...	...	...
95	Lendric Barber	1/0	...	...	XXX	...	...
96	Nathan Nunn	0/0	...	...	...	...	...
97	Kamron Neal	1/0	...	...	XXX	...	...
98	Marquaze Parker	5/0	XXX	XXX	XXX	XXX	XXX
99	Stephen Rusnak	5/0	XXX	XXX	XXX	XXX	XXX
99	Rob Jackson	5/0	XXX	XXX	XXX	XXX	XXX

## PASSING/RUSHING/RECEIVING

#2 Brendan Sorsby	Comp	Att	Int	Pct	Yards	TD	Long	Sacked	Effic.
Nebraska	13	25	1	52.0	69	0	14	0-0	67.2
Bowling Green	17	24	0	70.8	333	3	73	0-0	228.6
Northwestern St.	15	15	0	100.0	253	5	55	0-0	351.7
Kansas	29	43	0	67.4	388	2	37	1-11	158.6
Iowa St.	13	25	0	52.0	214	2	82	0-0	150.3
<b>Totals</b>	<b>87</b>	<b>132</b>	<b>1</b>	<b>65.9</b>	<b>1257</b>	<b>12</b>	<b>82</b>	<b>1-11</b>	<b>174.4</b>

#5 Samaj Jones	Comp	Att	Int	Pct	Yards	TD	Long	Sacked	Effic.
Northwestern St.	2	2	0	100.0	53	1	42	0-0	487.6
<b>Totals</b>	<b>2</b>	<b>2</b>	<b>0</b>	<b>100.0</b>	<b>53</b>	<b>1</b>	<b>42</b>	<b>0-0</b>	<b>487.6</b>

#16 Brady Lichtenberg	Comp	Att	Int	Pct	Yards	TD	Long	Sacked	Effic.
Northwestern St.	4	6	0	66.7	56	1	29	0-0	200.1
<b>Totals</b>	<b>4</b>	<b>6</b>	<b>0</b>	<b>66.7</b>	<b>56</b>	<b>1</b>	<b>29</b>	<b>0-0</b>	<b>200.1</b>

### Rushing

Player	No-Yds/TD	Nebr	BGSU	NW	KU	IowaSt
Tawee Walker	56-313/3	7-53/0	11-32/0	6-66/1	18-73/2	14-89/0
Brendan Sorsby	44-291/5	13-96/2	7-40/1	2-39/1	13-52/0	9-64/1
Evan Pryor	33-301/2	5-29/0	6-33/0	6-38/0	6-90/0	10-111/2
Manny Covey	5-44/0	1-1/0	-	4-43/0	-	-
Chance Williams	5-11/1	1-5/0	3-3/0	1-3/1	DNP	-
Samaj Jones	3-26/0	DNP	DNP	3-26/0	DNP	DNP
Cyrus Allen	2-18/0	2-18/0	-	-	-	-
Zion Johnson	2-6/0	DNP	DNP	2-6/0	DNP	DNP
Brady Lichtenberg	1-21/0	DNP	DNP	1-21/0	DNP	DNP
Jakorion Caffey	1-1/0	DNP	DNP	1-1/0	DNP	DNP

### Receiving

Player	No-Yds/TD	Nebr	BGSU	NW	KU	IowaSt
Cyrus Allen	26-295/5	5-41/0	3-45/2	4-59/1	11-128/2	3-22/0
Caleb Goodie	15-334/2	1-5/0	4-49/0	3-106/1	5-91/0	2-83/1
Joe Royer	14-182/3	3-11/0	2-104/0	3-23/2	2-24/0	4-20/1
Jeff Caldwell	13-220/1	1-5/0	5-109/1	3-58/0	3-27/0	1-21/0
Noah Jennings	9-121/0	-	2-28/0	2-15/0	3-36/0	2-42/0
Tawee Walker	5-21/1	1--4/0	1--2/0	2-23/1	1-4/0	-
Isaiah Johnson	4-109/2	-	-	2-50/2	1-33/0	1-26/0
Gavin Grover	2-40/0	-	-	-	2-40/0	-
Patrick Gurd	2-23/0	1-6/0	-	1-17/0	-	-
Evan Pryor	2-10/0	1-5/0	-	-	1-5/0	-
Elijah Jones	1-11/0	-	-	1-11/0	-	-



## DEFENSIVE STATISTICS

			Tackles				Sacks	Pass defense			Fumbles	blkd		
##	Player	gp	ua	a	tot	tfl/yds	no-yds	int-yds	brup	qbh	fr-yds	ff	kick	saf
11	Jake Golday	5	22	27	49	3-18	3-18	.	1	1	.	1	.	.
5	Christian Harrison	5	16	11	27	1.5-2	.	.	2	.	.	.	.	.
6	Tre Gola-Callard	5	9	16	25	1.5-3	.	.	2	.	.	.	.	.
22	Jonathan Thompson	5	11	11	22	2.5-4	1-2	.	.	2	1-0	1	.	.
0	Matthew McDoom	5	11	9	20	.	.	.	.	.	.	.	.	.
46	Antwan Peek Jr.	5	7	12	19	2-3	1-3	.	.	.	1-0	2	.	.
9	Jiquan Sanks	5	7	11	18	1-2	.	.	1	.	.	.	.	.
7	Logan Wilson	4	8	8	16	1-6	.	.	3	.	.	.	.	.
10	Tayden Barnes	5	8	6	14	1-6	.	.	.	.	.	.	.	.
31	Simeon Coleman	5	8	5	13	.	.	.	.	.	.	.	.	.
17	Brian Simms III	5	6	7	13	3-4	2-2	.	.	.	.	.	.	.
90	Jalen Hunt	5	5	6	11	2-7	2-7	.	.	.	.	.	.	.
49	Jack Dingle	4	4	7	11	1.5-9	1.5-9	.	.	2	.	.	.	.
36	Xavier Williams	5	5	5	10	.	.	.	.	.	.	1	.	.
4	Mikah Coleman	5	2	7	9	0.5-0	0.5-0	.	.	.	.	.	.	.
98	Marquaze Parker	5	1	8	9	2-3	.	.	.	1	.	.	.	.
8	Ormanie Arnold	4	4	4	8	.	.	.	1	.	.	.	.	.
55	Isaiah Rogers	5	2	6	8	.	.	.	.	.	.	.	.	.
44	Montay Weedon	5	3	4	7	.	.	.	.	.	.	.	.	.
16	Jaylon White-McLain	5	2	5	7	0.5-1	.	.	.	.	.	1	.	.
2	Dontay Corleone	3	2	3	5	.	.	.	.	1	.	.	.	.
97	Kamron Neal	1	1	4	5	.	.	.	.	.	.	.	.	.
21	C.J. McCray	5	.	5	5	0.5-3	0.5-3	.	.	.	.	.	.	.
99	Rob Jackson	5	2	3	5	2-16	1.5-15	.	.	.	.	.	.	.
25	Daniel James	4	3	1	4	.	.	.	1	.	.	.	.	.
45	Ben Blevins	3	.	4	4	.	.	.	.	.	.	.	.	.
33	Darrell Gipson	1	2	1	3	.	.	.	.	.	.	.	.	.
18	Marqavious Saboor	5	1	2	3	.	.	.	1	.	.	.	.	.
47	George Leibold	1	.	3	3	.	.	.	.	.	.	.	.	.
40	Kamari Burns	5	.	3	3	.	.	.	.	.	.	.	.	.
39	Cincear Lewis	1	1	2	3	.	.	.	.	.	.	.	.	.
34	Myles Harrison	1	.	2	2	0.5-0	.	.	.	.	.	.	.	.
29	Stanley Clyne	2	1	1	2	.	.	.	.	.	.	.	.	.
29	Manny Covey	5	1	1	2	.	.	.	.	.	.	.	.	.
24	Terrell Holcomb	1	.	2	2	.	.	.	.	.	.	.	.	.
48	Eli Stein	5	.	2	2	.	.	.	.	.	.	.	.	.
20	CJ Crite	1	1	1	2	.	.	.	.	.	.	.	.	.
3	Kye Stokes	5	1	.	1	.	.	.	.	.	.	.	.	.
56	Tim Griffin	1	1	.	1	.	.	.	.	.	.	.	.	.
19	CJ Jones	4	.	1	1	.	.	.	.	.	.	.	.	.
99	Stephen Rusnak	5	1	.	1	.	.	.	.	.	.	.	.	.
92	Elijah Gunn	3	.	1	1	.	.	.	.	.	.	.	.	.
21	Patrick Gurd	5	1	.	1	.	.	.	.	.	.	.	.	.
3	Tawee Walker	5	.	1	1	.	.	.	.	.	.	.	.	.
<b>Totals</b>		<b>5</b>	<b>160</b>	<b>218</b>	<b>378</b>	<b>26-87</b>	<b>13-59</b>	<b>0-0</b>	<b>12</b>	<b>7</b>	<b>2-0</b>	<b>6</b>	<b>0</b>	<b>0</b>
Opponents		5	144	142	286	16-37	1-11	1-0	13	9	3-0	2	0	0

## CINCINNATI GAME-BY-GAME STATISTICS

Date	Opponent	Rushing				Receiving				Passing				Kick Returns				Punt Returns				tot off
		no.	yds	td	lg	no.	yds	td	lg	cmp-att-int	yds	td	lg	no.	yds	td	lg	no.	yds	td	lg	
08/28/2025	vs Nebraska	30	202	2	29	13	69	0	14	13-25-1	69	0	14	1	20	0	20	0	0	0	0	271
09/06/2025	Bowling Green	29	106	1	16	17	333	3	73	17-24-0	333	3	73	1	23	0	23	1	3	0	3	439
09/13/2025	Northwestern St.	26	243	3	24	21	362	7	55	21-23-0	362	7	55	0	0	0	0	4	22	0	7	605
09/27/2025	at Kansas	37	215	2	46	29	388	2	37	29-44-0	388	2	37	1	16	0	16	1	0	0	0	603
10/04/2025	Iowa St.	34	260	3	30	13	214	2	82	13-25-0	214	2	82	3	93	0	37	0	0	0	0	474
<b>Cincinnati</b>		<b>156</b>	<b>1026</b>	<b>11</b>	<b>46</b>	<b>93</b>	<b>1366</b>	<b>14</b>	<b>82</b>	<b>93-141-1</b>	<b>1366</b>	<b>14</b>	<b>82</b>	<b>6</b>	<b>152</b>	<b>0</b>	<b>37</b>	<b>6</b>	<b>25</b>	<b>0</b>	<b>7</b>	<b>2392</b>
<b>Opponents</b>		<b>169</b>	<b>584</b>	<b>3</b>	<b>30</b>	<b>121</b>	<b>1310</b>	<b>9</b>	<b>93</b>	<b>121-171-0</b>	<b>1310</b>	<b>9</b>	<b>93</b>	<b>9</b>	<b>158</b>	<b>0</b>	<b>36</b>	<b>3</b>	<b>3</b>	<b>0</b>	<b>3</b>	<b>1894</b>

## Cincinnati Averages

Games	Avg/ rush	Avg/ catch	Pass effc	KR avg	PR avg	All purpose avg/game	Total offense avg/game
5	6.6	14.7	178.7	25.3	4.2	513.8	478.4

Date	Opponent	Tackles			Sacks		Fumble		Pass Defense			blkd	PAT attempts			off		
		ua	a	total	tfl-yds	no-yds	ff	fr-yds	int-yds	qbh	brup	kick	kick	rush	rcv	saf	t/o	pts
08/28/2025	vs Nebraska	24	84	108	6.0-16	3-10	2	0-0	0-0	3	2	0	2-2	0	0	0	0	17
09/06/2025	Bowling Green	40	40	80	8.0-32	4-23	1	0-0	0-0	2	1	0	4-4	0	0	0	0	34
09/13/2025	Northwestern St.	24	44	68	6.0-23	2-13	1	1-0	0-0	0	2	0	10-10	0	0	0	7	70
09/27/2025	at Kansas	26	20	46	2.0-5	1-3	1	1-0	0-0	2	1	0	4-4	0	0	0	0	37
10/04/2025	Iowa St.	46	30	76	4.0-11	3-10	1	0-0	0-0	0	6	0	5-5	0	0	0	0	38
<b>Cincinnati</b>		<b>160</b>	<b>218</b>	<b>378</b>	<b>26.0-87</b>	<b>13-59</b>	<b>6</b>	<b>2-0</b>	<b>0-0</b>	<b>7</b>	<b>12</b>	<b>0</b>	<b>25-25</b>	<b>0</b>	<b>0</b>	<b>0</b>	<b>7</b>	<b>196</b>
<b>Opponents</b>		<b>144</b>	<b>142</b>	<b>286</b>	<b>16.0-37</b>	<b>1-11</b>	<b>2</b>	<b>3-0</b>	<b>1-0</b>	<b>9</b>	<b>13</b>	<b>0</b>	<b>10-10</b>	<b>0</b>	<b>2</b>	<b>0</b>	<b>14</b>	<b>104</b>

Date	Opponent	Punting										Field Goals			Kickoffs			
		no.	yds	avg	long	blkd	tb	fc	50+	i20	md-att	long	blkd	no.	yds	avg	tb	ob
08/28/2025	vs Nebraska	4	181	45.3	52	0	0	1	1	2	1-1	45	0	4	254	63.5	2	0
09/06/2025	Bowling Green	2	112	56.0	62	0	0	0	2	0	2-2	40	0	7	430	61.4	4	1
09/13/2025	Northwestern St.	2	75	37.5	48	0	0	0	0	1	0-0	0	0	11	688	62.5	6	0
09/27/2025	at Kansas	3	157	52.3	53	0	0	1	3	3	3-3	43	0	7	450	64.3	6	0
10/04/2025	Iowa St.	3	125	41.7	60	0	0	1	1	1	1-1	38	0	7	451	64.4	6	0
<b>Cincinnati</b>		<b>14</b>	<b>650</b>	<b>46.4</b>	<b>62</b>	<b>0</b>	<b>0</b>	<b>3</b>	<b>7</b>	<b>7</b>	<b>7-7</b>	<b>45</b>	<b>0</b>	<b>36</b>	<b>2273</b>	<b>63.1</b>	<b>24</b>	<b>1</b>
<b>Opponents</b>		<b>22</b>	<b>846</b>	<b>38.5</b>	<b>49</b>	<b>0</b>	<b>0</b>	<b>9</b>	<b>0</b>	<b>8</b>	<b>6-8</b>	<b>52</b>	<b>0</b>	<b>20</b>	<b>1126</b>	<b>56.3</b>	<b>9</b>	<b>3</b>

## OPPONENT GAME-BY-GAME STATISTICS

Date	Opponent	Rushing				Receiving				Passing				Kick Returns				Punt Returns				tot off
		no.	yds	td	lg	no.	yds	td	lg	cmp-att-int	yds	td	lg	no.	yds	td	lg	no.	yds	td	lg	
08/28/2025	vs Nebraska	36	110	0	16	33	243	2	24	33-42-0	243	2	24	2	33	0	21	2	3	0	3	353
09/06/2025	Bowling Green	34	98	1	30	29	274	1	31	29-37-0	274	1	31	2	41	0	36	1	0	0	0	372
09/13/2025	Northwestern St.	35	68	0	8	10	34	0	11	10-16-0	34	0	11	3	46	0	21	0	0	0	0	102
09/27/2025	at Kansas	27	152	0	25	19	445	4	93	19-28-0	445	4	93	1	20	0	20	0	0	0	0	597
10/04/2025	Iowa St.	37	156	2	20	30	314	2	41	30-48-0	314	2	41	1	18	0	18	0	0	0	0	470
<b>Opponents</b>		<b>169</b>	<b>584</b>	<b>3</b>	<b>30</b>	<b>121</b>	<b>1310</b>	<b>9</b>	<b>93</b>	<b>121-171-0</b>	<b>1310</b>	<b>9</b>	<b>93</b>	<b>9</b>	<b>158</b>	<b>0</b>	<b>36</b>	<b>3</b>	<b>3</b>	<b>0</b>	<b>3</b>	<b>1894</b>
<b>Cincinnati</b>		<b>156</b>	<b>1026</b>	<b>11</b>	<b>46</b>	<b>93</b>	<b>1366</b>	<b>14</b>	<b>82</b>	<b>93-141-1</b>	<b>1366</b>	<b>14</b>	<b>82</b>	<b>6</b>	<b>152</b>	<b>0</b>	<b>37</b>	<b>6</b>	<b>25</b>	<b>0</b>	<b>7</b>	<b>2392</b>

### Opponents Averages

Games	Avg/ rush	Avg/ catch	Pass effic	KR avg	PR avg	All purpose avg/game	Total offense avg/game
5	3.5	10.8	152.5	17.6	1.0	411.0	378.8

Date	Opponent	Tackles				Sacks	Fumble		Pass Defense			blkd	PAT attempts			off		
		ua	a	total	tfl-yds	no-yds	ff	fr-yds	int-yds	qbh	brup	kick	kick	rush	rcv	saf	t/o	pts
08/28/2025	vs Nebraska	20	32	52	2.0-7	0-0	1	1-0	1-0	1	5	0	2-2	0	0	0	7	20
09/06/2025	Bowling Green	32	20	52	6.0-9	0-0	1	1-0	0-0	0	2	0	2-2	0	0	0	7	20
09/13/2025	Northwestern St.	22	32	54	1.0-1	0-0	0	0-0	0-0	0	1	0	0-0	0	0	0	0	0
09/27/2025	at Kansas	44	30	74	3.0-16	1-11	0	0-0	0-0	8	3	0	4-4	0	0	0	0	34
10/04/2025	Iowa St.	26	28	54	4.0-4	0-0	0	1-0	0-0	0	2	0	2-2	0	2	0	0	30
Opponents		144	142	286	16.0-37	1-11	2	3-0	1-0	9	13	0	10-10	0	2	0	14	104
Cincinnati		160	218	378	26.0-87	13-59	6	2-0	0-0	7	12	0	25-25	0	0	0	7	196

		Punting										Field Goals			Kickoffs				
Date	Opponent	no.	yds	avg	long	blkd	tb	fc	50+	i20	md-att	long	blkd	no.	yds	avg	tb	ob	
08/28/2025	vs Nebraska	4	147	36.8	41	0	0	2	0	3	2-2	52	0	5	297	59.4	2	1	
09/06/2025	Bowling Green	4	153	38.3	44	0	0	3	0	3	2-3	30	0	4	207	51.8	1	1	
09/13/2025	Northwestern St.	9	331	36.8	49	0	0	1	0	0	0-0	0	0	1	0	0.0	0	1	
09/27/2025	at Kansas	2	86	43.0	45	0	0	1	0	1	2-2	35	0	7	453	64.7	6	0	
10/04/2025	Iowa St.	3	129	43.0	45	0	0	2	0	1	0-1	0	0	3	169	56.3	0	0	
Opponents		22	846	38.5	49	0	0	9	0	8	6-8	52	0	20	1126	56.3	9	3	
Cincinnati		14	650	46.4	62	0	0	3	7	7	7-7	45	0	36	2273	63.1	24	1	



## CINCINNATI GAME HIGHS

### Cincinnati - Game Highs

RUSHES	37	at Kansas (09/27/2025)
YARDS RUSHING	260	Iowa St. (10/04/2025)
YARDS PER RUSH	9.3	Northwestern St. (09/13/2025)
TD RUSHES	3	Iowa St. (10/04/2025)
	3	Northwestern St. (09/13/2025)
PASS ATTEMPTS	44	at Kansas (09/27/2025)
PASS COMPLETIONS	29	at Kansas (09/27/2025)
YARDS PASSING	388	at Kansas (09/27/2025)
YARDS PER PASS	15.7	Northwestern St. (09/13/2025)
TD PASSES	7	Northwestern St. (09/13/2025)
TOTAL PLAYS	81	at Kansas (09/27/2025)
TOTAL OFFENSE	605	Northwestern St. (09/13/2025)
YARDS PER PLAY	12.3	Northwestern St. (09/13/2025)
POINTS	70	Northwestern St. (09/13/2025)
SACKS BY	4	Bowling Green (09/06/2025)
FIRST DOWNS	29	at Kansas (09/27/2025)
PENALTIES	13	Iowa St. (10/04/2025)
PENALTY YARDS	128	Iowa St. (10/04/2025)
TURNOVERS	2	vs Nebraska (N) (08/28/2025)
PUNTS	4	vs Nebraska (N) (08/28/2025)
PUNTING AVG	56.0	Bowling Green (09/06/2025)
LONG PUNT	62	Bowling Green (09/06/2025)
PUNTS INSIDE 20	3	at Kansas (09/27/2025)
LONG PUNT RETURN	7	Northwestern St. (09/13/2025)

## OPPONENT GAME HIGHS

### Opponent - Game Highs

RUSHES	37	Iowa St. (10/04/2025)
YARDS RUSHING	156	Iowa St. (10/04/2025)
YARDS PER RUSH	5.6	at Kansas (09/27/2025)
TD RUSHES	2	Iowa St. (10/04/2025)
PASS ATTEMPTS	48	Iowa St. (10/04/2025)
PASS COMPLETIONS	33	vs Nebraska (N) (08/28/2025)
YARDS PASSING	445	at Kansas (09/27/2025)
YARDS PER PASS	15.9	at Kansas (09/27/2025)
TD PASSES	4	at Kansas (09/27/2025)
TOTAL PLAYS	85	Iowa St. (10/04/2025)
TOTAL OFFENSE	597	at Kansas (09/27/2025)
YARDS PER PLAY	10.9	at Kansas (09/27/2025)
POINTS	34	at Kansas (09/27/2025)
SACKS BY	1	at Kansas (09/27/2025)
FIRST DOWNS	29	Iowa St. (10/04/2025)
PENALTIES	8	Iowa St. (10/04/2025)
PENALTY YARDS	60	Iowa St. (10/04/2025)
TURNOVERS	1	at Kansas (09/27/2025)
	1	Northwestern St. (09/13/2025)
PUNTS	9	Northwestern St. (09/13/2025)
PUNTING AVG	43.0	Iowa St. (10/04/2025)
	43.0	at Kansas (09/27/2025)
LONG PUNT	49	Northwestern St. (09/13/2025)
PUNTS INSIDE 20	3	Bowling Green (09/06/2025)
	3	vs Nebraska (N) (08/28/2025)
LONG PUNT RETURN	3	vs Nebraska (N) (08/28/2025)

## BIG 12 CONFERENCE RANKINGS

Offense					Defense			
Team	Rushing	Passing	Total Off.	Scoring	Rushing	Passing	Total Def.	Scoring
Arizona	14	6	11	9	4	1	3	4
Arizona St.	4	13	14	13	2	8	6	8
BYU	3	12	8	6	3	2	1	2
Baylor	10	1	1	2	15	14	16	15
Cincinnati	6	7	5	4	5	12	8	7
Colorado	11	9	12	12	16	13	15	12
Houston	13	15	15	14	8	6	7	6
Iowa St.	9	5	4	7	10	7	10	10
Kansas	5	3	3	3	13	11	11	11
Kansas St.	12	8	9	10	14	10	12	13
Oklahoma St.	15	16	16	16	11	16	14	16
TCU	16	4	10	8	6	9	8	9
Texas Tech	7	2	2	1	1	5	2	1
UCF	8	11	13	11	9	3	5	5
Utah	2	10	6	5	7	4	4	3
West Virginia	1	14	7	15	12	15	13	14

Team	Kick ret.	Punt ret.	Interceptions	Sacks	TFL	Turnover Mar.
Arizona	13	2	4	8	2	4
Arizona St.	12	14	13	1	3	2
BYU	7	1	3	3	8	2
Baylor	2	12	9	13	14	16
Cincinnati	9	15	16	12	15	14
Colorado	3	10	15	15	7	15
Houston	6	9	6	9	16	7
Iowa St.	15	3	5	14	8	4
Kansas	4	4	11	6	1	7
Kansas St.	1	10	12	2	4	7
Oklahoma St.	14	13	7	15	5	10
TCU	8	16	2	5	5	4
Texas Tech	10	6	8	7	13	1
UCF	5	8	14	11	12	10
Utah	16	5	1	4	11	12
West Virginia	11	7	9	10	8	13

SCORING DRIVES

AUG. 28 VS. NEBRASKA

SCORING PLAY	QTR	CLOCK	PLAYS	YDS	TIME
Rusnak 45-yard field goal	1	4:47	8	38	4:13
Sorsby 7-yard run	3	6:53	10	57	3:32
Sorsby 1-yard run	4	7:15	9	75	3:21

SEPT. 6 VS. BOWLING GREEN

SCORING PLAY	QTR	CLOCK	PLAYS	YDS	TIME
Allen 44-yard pass from Sorsby	1	7:23	3	64	1:00
Allen 2-yard pass from Sorsby	2	13:17	7	65	2:55
Caldwell 9-yard pass from Sorsby	2	6:11	7	89	3:08
Rusnak 40-yard field goal	3	12:58	6	55	1:58
Sorsby 9-yard run	3	0:24	8	75	4:49
Rusnak 23-yard field goal	4	6:12	10	60	4:23

SEPT. 13 VS. NORTHWESTERN STATE

SCORING PLAY	QTR	CLOCK	PLAYS	YDS	TIME
Royer 21-yard pass from Sorsby	1	13:24	4	65	1:36
Goodie 55-yard pass from Sorsby	1	11:18	1	55	0:09
Walker 10-yard pass from Sorsby	1	7:07	4	42	1:43
Royer 2-yard pass from Sorsby	1	4:11	3	45	1:14
Johnson 8-yard pass from Sorsby	1	2:46	2	30	0:30
Sorsby 23-yard run	2	9:40	8	80	3:41
Walker 15-yard run	2	5:38	6	67	2:26
Allen 29-yard pass from Lichtenberg	2	0:16	3	53	0:43
Williams 3-yard run	3	4:14	7	70	3:32
Johnson 42-yard pass from Jones	4	5:00	5	69	2:45

SEPT. 27 AT KANSAS

SCORING PLAY	QTR	CLOCK	PLAYS	YDS	TIME
Walker 2-yard run	1	6:10	13	75	5:32
Rusnak 29-yard field goal	2	14:23	11	61	5:25
Allen 10-yard pass from Sorsby	2	7:09	7	75	2:51
Rusnak 43-yard field goal	2	0:00	7	68	0:47
Allen 14-yard pass from Sorsby	3	8:54	5	82	2:38
Rusnak 24-yard field goal	3	1:24	14	69	7:20
Walker 2-yard run	4	0:29	10	75	1:16

OCT. 4 VS. IOWA STATE

SCORING PLAY	QTR	CLOCK	PLAYS	YDS	TIME
Pryor 30-yard run	1	12:25	6	80	2:28
Rusnak 38-yard field goal	1	7:54	8	62	2:05
Royer 12-yard pass from Sorsby	1	0:23	9	70	3:38
Pryor 18-yard run	2	13:40	4	55	1:06
Sorsby 20-yard run	2	1:08	13	80	5:20
Goodie 82-yard pass from Sorsby	4	5:57	3	84	1:43

LONG PLAYS

LONG PLAYS (20-YARDS OR MORE)

YDS.	TYPE	PLAYER(S)	OPP.
82*	Pass	Goodie from Sorsby	Iowa State
73	Pass	Royer from Sorsby	Bowling Green
55*	Pass	Goodie from Sorsby	Northwestern State
46	Run	Pryor rush middle	at Kansas
44*	Pass	Allen from Sorsby	Bowling Green
44*	Pass	Goodie from Sorsby	Northwestern State
42	Pass	Johnson from Jones	Northwestern State
39	Pass	Caldwell from Sorsby	Bowling Green
37	Pass	Allen from Sorsby	at Kansas
36	Pass	Jennings from Sorsby	Iowa State
33	Pass	Johnson from Sorsby	at Kansas
33	Pass	Grover from Sorsby	at Kansas
31	Pass	Royer from Sorsby	Bowling Green
30*	Run	Pryor rush middle	Iowa State
29	Run	Sorsby rush middle	vs. Nebraska
29	Pass	Caldwell from Sorsby	Bowling Green
29	Pass	Goodie from Sorsby	at Kansas
29*	Pass	Allen from Lichtenberg	Northwestern State
28	Pass	Caldwell from Sorsby	Northwestern State
26	Pass	Johnson from Sorsby	Iowa State
25	Pass	Allen from Sorsby	at Kansas
24	Run	Covey rush left	Northwestern State
23	Pass	Goodie from Sorsby	Bowling Green
23*	Run	Sorsby rush middle	Northwestern State
22	Run	Walker rush right	Northwestern State
21*	Pass	Royer from Sorsby	Northwestern State
21	Run	Lichtenberg rush right	Northwestern State
21	Pass	Goodie from Sorsby	at Kansas
21	Run	Pryor rush right	Iowa State
21	Pass	Caldwell from Sorsby	Iowa State
20	Pass	Caldwell from Sorsby	Bowling Green
20	Run	Pryor rush left	Northwestern State
20	Pass	Royer from Sorsby	at Kansas
20*	Run	Sorsby rush middle	Iowa State

\* Touchdown scored on play

# MILESTONE GAMES / LONGEST PLAYS ALL-TIME

## CURRENT PLAYERS SUPERLATIVES

### 300 YARDS PASSING

#### BRENDAN SORSBY - 2

YDS	NAME	OPPONENT	DATE
426	Brendan Sorsby	at Texas Tech	9/28/24
388	<b>Brendan Sorsby</b>	<b>at Kansas</b>	<b>9/27/25</b>
383	Brendan Sorsby	Towson	8/31/24
333	<b>Brendan Sorsby</b>	<b>Bowling Green</b>	<b>9/6/25</b>

### 100 YARDS RUSHING

#### BRENDAN SORSBY - 1

YDS	NAME	OPPONENT	DATE
143	Brendan Sorsby	at Iowa State	11/16/24

#### EVAN PRYOR - 1

YDS	NAME	OPPONENT	DATE
111	<b>Evan Pryor</b>	<b>Iowa State</b>	<b>10/4/25</b>
101	Evan Pryor	Towson	8/31/24

#### TAWEE WALKER - 4 (2 FOR OKLAHOMA, 2 FOR WISCONSIN)

YDS	NAME	OPPONENT	DATE
198	Tawee Walker^	at Rutgers	10/12/24
146	Tawee Walker#	at Kansas	10/28/23
126	Tawee Walker^	at Northwestern	10/19/24
117	Tawee Walker#	SMU	9/9/23

^While at Wisconsin

#While at Oklahoma

#### CHANCE WILLIAMS - 3

YDS	NAME	OPPONENT	DATE
174	Chance Williams*	Texas Southern	9/23/23
119	Chance Williams*	Bethune-Cookman	10/28/23
106	Chance Williams*	at LSU	9/9/23

\*While at Grambling

### 100 YARDS RECEIVING

#### CYRUS ALLEN - 5 (ALL AT LOUISIANA TECH)

YDS	NAME	OPPONENT	DATE
170	Cyrus Allen	Sam Houston	11/11/23
128	<b>Cyrus Allen</b>	<b>at Kansas</b>	<b>9/27/25</b>
121	Cyrus Allen	at Missouri	9/1/22
109	Cyrus Allen	Middle Tennessee	11/5/22
103	Cyrus Allen	at Middle Tennessee	10/10/23
102	Cyrus Allen	at Nebraska	9/23/23

#### JEFF CALDWELL - 7

YDS	NAME	OPPONENT	DATE
185	Jeff Caldwell^	at Western Illinois	9/16/23
174	Jeff Caldwell^	at Gardner-Webb	10/19/24
153	Jeff Caldwell^	St. Thomas	9/21/24
138	Jeff Caldwell^	at Illinois State	9/23/23
137	Jeff Caldwell^	at Missouri State	9/14/24
115	Jeff Caldwell^	at Eastern Illinois	9/28/24
109	<b>Jeff Caldwell</b>	<b>Bowling Green</b>	<b>9/6/25</b>

^While at Lindenwood

#### MANNY COVEY - 1

YDS	NAME	OPPONENT	DATE
100	Manny Covey	at Texas Tech	9/28/24

#### CALEB GOODIE - 1 (AT COLORADO STATE)

YDS	NAME	OPPONENT	DATE
106	<b>Caleb Goodie</b>	<b>Northwestern State</b>	<b>9/13/25</b>
103	Caleb Goodie	at Air Force	10/19/24

#### ISAIAH JOHNSON - 1 (AT WESTERN CAROLINA)

YDS	NAME	OPPONENT	DATE
117	Isaiah Johnson	at Furman	10/19/24

#### EVAN PRYOR - 1

YDS	NAME	OPPONENT	DATE
100	Evan Pryor	West Virginia	11/9/24

#### NOAH JENNINGS - 1 (AT CHARLESTON SOUTHERN)

YDS	NAME	OPPONENT	DATE
204	Noah Jennings	at Robert Morris	11/11/23

#### JOE ROYER - 1

104	<b>Joe Royer</b>	<b>Bowling Green</b>	<b>9/6/25</b>
-----	------------------	----------------------	---------------

## LONGEST PLAYS

### ALL PLAYS

1.	100 (KR)	Jadon Thompson vs. ECU (TD).....	2022
	100 (KR)	Darrin Williams vs. SEMO (TD).....	2009
	100 (KR)	Mardy Gilyard at West Virginia (TD).....	2008
	100 (KR)	Walter Heuck vs. Denison (TD).....	1910
5.	99 (KR)	Tre Tucker at Indiana (TD).....	2021
	99 (KR)	Mardy Gilyard at Pittsburgh (TD).....	2009
	99 (KR)	Keith Jenkins vs. Houston (TD).....	1975
8.	98 (PR)	Errol Prisby vs. North Texas State (TD).....	1963
	96 (I)	Bob Del Rosa vs. Oklahoma State (TD).....	1958
10.	95 (P)	Greg Cook to Tom Rossley vs. Louisville (TD).....	1968
11.	92 (FdB)	Deluan Gossett vs. Tulane (TD).....	1998
12.	91 (R)	Desmond Ridder at SMU (TD).....	2020
	91 (P)	Eric Vibberts to James Scott vs. ECU (TD).....	1994
	91 (R)	Joe Miller vs. Xavier (TD).....	1953

### RUSHING

1.	91	Desmond Ridder @ SMU (TD).....	2020
	91	Joe Miller vs. Xavier (TD).....	1953
2.	84	Hosey Williams vs. UConn.....	2015
3.	81	Michael Warren II (TD) vs. Tulane.....	2018
	80	Isaiah Pead vs. Miami (OH) (TD).....	2010
	80	Allen Harvin vs. Miami (OH).....	1982
	80	Art Bailey vs. Southern Miss (TD).....	1977
	80	Bill Bailey vs. Kansas State (TD).....	1965
	80	Dick Goist vs. William & Mary (TD).....	1953
8.	79	Jerome Ford vs. Houston (TD).....	2021
	79	Jerome Ford vs. UCF (TD).....	2021
	79	Kahlil Lewis at Purdue.....	2016
	79	Richard Hall vs. Miami (OH).....	2004
	79	Reggie Harrison vs. Louisville (TD).....	1972

### PASSING

1.	95	Greg Cook to Tom Rossley vs. Louisville (TD).....	1968
2.	91	Eric Vibberts to James Scott vs. ECU (TD).....	1994
3.	88	Gunner Kiel to Mekale McKay vs. Temple (TD).....	2015
4.	83	Gunner Kiel to Chris Moore at Ohio State (TD).....	2014
	83	Brendon Kay to Travis Kelce vs. Duke (TD).....	2012
	83	Nick Davila to Brent Celek vs. Rutgers (TD).....	2006
7.	82	<b>Brendan Sorsby to Caleb Goodie vs. Iowa State (TD)...</b>	<b>2025</b>
	82	Hayden Moore to Devin Gray at Tulsa (TD).....	2016
	82	Eric Vibberts to Robert Tate vs. Kansas (TD).....	1995
	82	Brig Owens to Errol Prisby vs. Dayton (TD).....	1964
11.	81	Desmond Ridder to Tyler Scott vs. Miami (OH) (TD).....	2021
	81	Zach Collaros to Armon Binns at Syracuse (TD).....	2009
13.	80	Brendan Sorsby to Evan Pryor vs. WVU (TD).....	2024

### FIELD GOALS

1.	58	Jon Bacon vs. Miami (OH).....	1994
2.	55	Nathan Hawks at Miami (OH).....	2024
	55	Jake Rogers vs. Oregon State.....	2007
4.	54	Carter Brown vs. Oklahoma.....	2023
	54	Jake Rogers at Connecticut.....	2008
	54	Dan Shepherd vs. Tulsa.....	1975
7.	53	Jake Rogers at Hawai'i.....	2008
	53	Sal Casola vs. Memphis.....	1973
9.	52	Ryan Coe at SMU.....	2022
	52	Alex Bales vs. Navy.....	2021
11.	51	Nathan Hawks at UCF.....	2024
	51	Andrew Gantz vs. Miami (Fla.).....	2015
	51	Steve Schultz vs. Miami (OH).....	1976
14.	50	Nathan Hawks at Miami (OH).....	2024
	50	Cole Smith vs. Tulsa.....	2019
	50	Andrew Gantz at East Carolina.....	2015
	50	Jake Rogers vs. Rutgers.....	2008
	50	Eric Richards vs. Southern Miss.....	1997
	50	Phil Insalaco vs. Miami (OH).....	1988

### KICKOFF RETURN

1.	100	Jadon Thompson vs. ECU (TD).....	2022
	100	Darrin Williams vs. SEMO (TD).....	2009
	100	Mardy Gilyard at West Virginia (TD).....	2008
	100	Walter Heuck vs. Denison (TD).....	1910
3.	99	Tre Tucker vs. Indiana (TD).....	2021
	99	Mardy Gilyard at Pittsburgh (TD).....	2009
	99	Keith Jenkins vs. Houston (TD).....	1975

### PUNT RETURN

1.	98	Errol Prisby vs. North Texas State (TD).....	1963
2.	85	Dom Del Bene vs. Hardin-Simmons (TD).....	1951
3.	84	Joe Morrison vs. Marquette (TD).....	1956
4.	78	Tinker Keck vs. Louisville (TD).....	1997
	78	Tony Jackson vs. Dayton (TD).....	1967

### LONG PUNT

1.	84	Mason Fletcher at SMU.....	2022
2.	78	Mike Connell vs. Louisiana-Lafayette.....	1976
3.	76	Pat O'Donnell vs. NC State.....	2011
4.	75	Clem Fennell at Louisville.....	1971
5.	72	James Smith at Temple.....	2018
	72	Doug Johnson vs. Memphis.....	1997
7.	69	Adam Wulfeck at Army.....	2001
8.	68	Jeff Blaylock at Tulsa.....	1993
9.	67	Mason Fletcher vs. Miami (Ohio).....	2022
	67	Shaun Burdick vs. Virginia Tech.....	1985
	67	Dave Ritchie at Houston.....	1959

### INTERCEPTION RETURN

1.	96	Bob Del Rosa vs. Oklahoma State (TD).....	1958
2.	88	Joe Morrison vs. Dayton (TD).....	1956
3.	87	Joe Morrison vs. Wichita State (TD).....	1956
4.	84	DeAngelo Smith vs. Rutgers (TD).....	2006
5.	83	Shawn Ferguson vs. Memphis (TD).....	1998
	83	Art Sheffield vs. Indiana State (TD).....	1988
7.	80	Gene Gibson vs. Mississippi State (TD).....	1949
8.	79	Mike Mickens vs. South Florida (TD).....	2007
9.	78	Barry Maroney vs. Dayton (TD).....	1956
10.	77	Greg Butler vs. Villanova (TD).....	1972

### FUMBLE RETURN

1.	92	Deluan Gossett vs. Tulane (TD).....	1998
2.	82	Ivan Fields @ Memphis (TD).....	2000
3.	76	Deven Drane vs. Fordham (TD).....	2012
4.	75	John Vitro vs. Richmond (TD).....	1975
5.	74	Maalik Bomar vs. Akron (TD).....	2011
6.	53	Grant Coleman vs. Houston.....	2016
7.	43	Fran Callicott vs. North Texas (TD).....	2002
8.	39	Kevin McCullough vs. USF (TD).....	2006
9.	39	Antwan Peek @ Temple.....	2002
10.	32	Jim O'Connell @ Ohio (TD).....	1977



## OFFENSIVE RECORDS - RUSHING

RUSHING  
GAME RECORDS

## Rushing Attempts

1.	45	Steve Cowan vs. Ohio.....	1970
2.	41	DeMarco McCleskey vs. ECU.....	1998
3.	39	Lloyd Pate vs. Wichita State.....	1967
4.	37	Robert Cooper vs. Miami (OH).....	1999
5.	36	Robert Cooper vs. Memphis.....	1999
	36	Daryl Royal vs. Miami (OH).....	1996
	36	Reggie Taylor vs. Miami (OH).....	1986
	36	David Small vs. Toledo.....	1993
9.	35	Reggie Harrison at Ohio.....	1973
	35	DeMarco McCleskey vs. Houston.....	1998
	35	Michael Warren II at UCLA.....	2018

## Rushing Yards

1.	306	Bob Hynes vs. Case Western Reserve.....	1923
2.	282	Daryl Royal vs. Miami (OH).....	1996
3.	267	Clem Turner vs. Kansas State.....	1966
4.	266	Steve Cowan vs. Ohio.....	1970
5.	259	Reggie Taylor vs. Miami (OH).....	1986
6.	238	Richard Hall vs. Miami (OH).....	2004
7.	234	DeMarco McCleskey vs. ECU.....	1998
8.	233	David Small vs. Kent State.....	1992
9.	219	David Small vs. Middle Tennessee State.....	1991
10.	213	Isaiah Pead vs. Rutgers.....	2010

## Rushing Touchdowns

1.	6	Ike Stewart vs. Transylvania.....	1912
	6	Bob Heuck vs. Transylvania.....	1912
3.	4	six times, last by Jerome Ford vs. UCF.....	2021
		and Isaiah Pead vs. Rutgers.....	2010

## Three Backs with 100+ Yards in a Game

1970	vs. Xavier	Albert Johnson.....	130
		Dick James.....	119
		Steve Cowan.....	105

## Two Backs with 100+ Yards in a Game

2024	at Iowa State	Brendan Sorsby.....	143
		Corey Kiner.....	120
2023	vs UCF	Corey Kiner.....	114
		Ryan Montgomery.....	113
	vs Baylor	Corey Kiner.....	129
		Myles Montgomery.....	103
	vs Miami (Ohio)	Ryan Montgomery.....	104
		Emory Jones.....	101
2018	vs. ECU	Charles McClelland.....	114
		Tavion Thomas.....	106
	vs. AAMU	Tavion Thomas.....	141
		Charles McClelland.....	121
2015	vs. UConn	Hosey Williams.....	140
		Mike Boone.....	117
2014	at Tulane	Rod Moore.....	124
		Mike Boone.....	113
2003	vs. ECU	Derrick Eddington.....	138
		Richard Hall.....	117
1991	at Kent State	Vince Powell.....	121
		David Small.....	118
1991	at Louisville	Vince Powell.....	140
		David Small.....	111
1985	at Louisville	Reggie Taylor.....	126
		Robert Williams.....	100
1977	vs. Tulsa	Gus Tucker.....	143
		Bob Massong.....	101
1966	vs. Kansas State	Clem Turner.....	267
		Tony Jackson.....	118
1964	vs. Tulsa	Brig Owens.....	163
		Al Nelson.....	106

RUSHING  
SEASON RECORDS

## Rushing Attempts

1.	315	DeMarco McCleskey.....	2002
2.	264	Reggie Taylor.....	1985
3.	261	Michael Warren II.....	2019
4.	256	Reggie Taylor.....	1986
5.	246	James Bettis.....	1981
6.	244	Michael Warren II.....	2018
7.	243	George Winn.....	2012
8.	239	Steve Cowan.....	1970
9.	237	Isaiah Pead.....	2011
10.	233	Allen Harvin.....	1978

## Rushing Yards (1,000+)

1.	1,361	DeMarco McCleskey.....	2002
2.	1,334	George Winn.....	2012
3.	1,329	Michael Warren II.....	2018
4.	1,325	Reggie Taylor.....	1986
5.	1,319	Jerome Ford.....	2021
6.	1,283	Allen Harvin.....	1978
7.	1,265	Michael Warren II.....	2019
8.	1,259	Isaiah Pead.....	2011
9.	1,245	Robert Cooper.....	1999
10.	1,226	James Bettis.....	1981
11.	1,197	Steve Cowan.....	1970
12.	1,179	David Small.....	1993
13.	1,161	Allen Harvin.....	1982
14.	1,153	Corey Kiner.....	2024
15.	1,112	Reggie Taylor.....	1985
16.	1,106	James Bettis.....	1980
17.	1,047	Corey Kiner.....	2023
18.	1,029	Isaiah Pead.....	2010
19.	1,021	Reggie Taylor.....	1984
20.	1,012	Richard Hall.....	2004
21.	1,004	David Small.....	1991

## Rushing Average (Minimum 50 Attempts)

1.	8.77	Dick Goist.....	1953
2.	7.70	Charles McClelland.....	2018
3.	7.62	Joe Miller.....	1953
4.	7.54	Jim Niemann.....	1954
5.	7.20	Mike Boone.....	2015
6.	7.05	Roger Stephens.....	1947
7.	6.70	Isaiah Pead.....	2010
8.	6.60	Isaiah Pead.....	2010
9.	6.48	Myles Montgomery.....	2023
10.	6.40	Mike Boone.....	2014

## Rushing Touchdowns

1.	19	Jerome Ford.....	2021
	19	Michael Warren II.....	2018
3.	17	David Small.....	1993
4.	15	DeMarco McCleskey.....	2002
5.	14	Michael Warren II.....	2019
6.	13	George Winn.....	2012
	13	Al Nelson.....	1964
8.	12	Isaiah Pead.....	2011
9.	11	six times, last by DeMarco McCleskey.....	1998

## 100-Yard Games

1.	8	Reggie Taylor.....	1986
2.	7	Michael Warren II.....	2018 / 2019
	7	James Bettis.....	1981
	7	Allen Harvin.....	1978
5.	6	eight times, last by Corey Kiner.....	2023 / 2024

## Consecutive 100-Yard Games

1.	5	Allen Harvin.....	1978
	5	James Bettis.....	1980
	5	Reggie Taylor.....	1986
	5	David Small.....	1993
5.	4	six times, last by Michael Warren II.....	2018

RUSHING  
CAREER RECORDS

## Rushing Attempts

1.	876	Reggie Taylor.....	1983-86
2.	777	DeMarco McCleskey.....	1998, 2000-02
3.	630	David Small.....	1991-93
4.	593	Allen Harvin.....	1978-82
5.	561	Robert Cooper.....	1996-99
6.	559	Michael Warren II.....	2017-19
7.	545	Isaiah Pead.....	2008-11
8.	533	James Bettis.....	1978-81
9.	502	Desmond Ridder.....	2018-21
10.	495	Al Johnson.....	1969-71

## Rushing Yards

1.	4,242	Reggie Taylor.....	1983-86
2.	3,487	DeMarco McCleskey.....	1998, 2000-02
3.	3,288	Isaiah Pead.....	2008-11
4.	2,998	Allen Harvin.....	1978-82
5.	2,963	David Small.....	1991-93
6.	2,918	Michael Warren II.....	2017-19
7.	2,786	Robert Cooper.....	1996-99
8.	2,562	Corey Kiner.....	2022-24
9.	2,498	James Bettis.....	1978-81
10.	2,250	Mike Boone.....	2014-17

## Rushing Average (Min. 150 Attempts)

1.	6.65	Roger Stephens.....	1946-48
2.	6.28	Jerome Ford.....	2020-21
3.	6.12	Charles McClelland.....	2018-22
4.	6.07	Dom Del Bene.....	1951-53
5.	6.00	Isaiah Pead.....	2008-11
6.	5.72	Joe Miller.....	1953-55
7.	5.60	Gerrid Doaks.....	2016-
8.	5.52	Bill Bailey.....	1963-65
9.	5.40	Mike Boone.....	2014-17
10.	5.37	Corey Kiner.....	2022-24

## Rushing Touchdowns

1.	37	DeMarco McCleskey.....	1998, 2000-02
2.	34	Michael Warren II.....	2017-19
3.	31	David Small.....	1991-93
4.	28	Desmond Ridder.....	2018-21
5.	27	Jerome Ford.....	2020-21
	27	Isaiah Pead.....	2008-11
7.	25	Reggie Harrison.....	1971-73
8.	24	Mike Boone.....	2014-17
	24	Reggie Taylor.....	1983-86
10.	22	Bob Heuck.....	1910-12

## 300-Yard Games

1.	1	Bob Hynes.....	1923
----	---	----------------	------

## 200-Yard Games

1.	4	David Small.....	1991-93
2.	2	Robert Cooper.....	1999
3.	1	10 tied, last by Mike Boone (212).....	2014

## 100-Yard Games

1.	21	Reggie Taylor.....	1983-86
2.	14	Michael Warren II.....	2017-19
	14	DeMarco McCleskey.....	1998, 2000-02
	14	David Small.....	1991-93
5.	13	James Bettis.....	1978-81
6.	12	Allen Harvin.....	1978-82
	12	Corey Kiner.....	2022-24
8.	11	Isaiah Pead.....	2008-11
9.	9	Robert Cooper.....	1996-99
	9	Al McKinney.....	1985-88

## OFFENSIVE RECORDS - PASSING

PASSING  
GAME RECORDS

## Passing Attempts

1.	59	Deontey Kenner vs. Southern Miss.	1999
2.	57	Gunner Kiel at Miami (Fla.)	2014
3.	56	Hayden Moore at UConn	2016
	56	Greg Cook vs. Ohio	1968
5.	53	Hayden Moore at Memphis	2015
	53	Zach Collaros vs. USF	2010

## Passing Completions

1.	35	Deontey Kenner vs. Southern Miss.	1999
	35	Greg Cook vs. Ohio	1968
3.	33	Desmond Ridder at SMU	2018
4.	32	Tony Pike vs. Illinois	2009
5.	31	<b>Brendan Sorsby at Texas Tech</b>	<b>2024</b>
	31	Desmond Ridder at USF	2021
	31	Hayden Moore at Memphis	2015
	31	Gunner Kiel at Miami (Fla.)	2014
	31	Gino Guidugli vs. Army	2001
	31	Greg Cook vs. Miami (OH)	1968

## Passing Yards

1.	557	Hayden Moore at Memphis	2015
2.	554	Greg Cook vs. Ohio	1968
3.	523	Gunner Kiel at Houston	2015
4.	480	Zach Collaros vs. Connecticut	2009
5.	463	Zach Collaros vs. USF	2010
6.	436	Gunner Kiel vs. ECU	2014
7.	431	Ben Mauk vs. Syracuse	2007
8.	427	Gunner Kiel vs. Temple	2015
9.	426	<b>Brendan Sorsby at Texas Tech</b>	<b>2024</b>
10.	418	Gunner Kiel vs. Toledo	2014

## Passing Touchdowns

1.	6	Gunner Kiel vs. Toledo	2014
	6	Tony Pike vs. Illinois	2009
3.	5	<b>Brendan Sorsby vs. Northwestern State</b>	<b>2025</b>
	5	Emory Jones vs. ECU	2023
	5	Gunner Kiel vs. UCF	2015
	5	Zach Collaros at Louisville	2010
	5	Gino Guidugli vs. Southern Miss.	2004
8.	4	26 times, lost by <b>Brendan Sorsby at Texas Tech</b>	<b>2024</b>

## Pass Interceptions

1.	6	Mike Shoemaker vs. Xavier	1972
----	---	---------------------------	------

PASSING  
SEASON RECORDS

## Passing Attempts

1.	472	Gino Guidugli	2002
2.	425	Gino Guidugli	2003
3.	411	Greg Cook	1968
4.	390	Gunner Kiel	2014
5.	389	<b>Brendan Sorsby</b>	<b>2024</b>
6.	386	Ben Mauk	2007
7.	383	Zach Collaros	2010
8.	379	Deontey Kenner	1999
9.	369	Danny McCoin	1986
10.	360	Brendon Kay	2013

## Passing Completions

1.	258	Gino Guidugli	2002
2.	251	Desmond Ridder	2021
3.	248	<b>Brendan Sorsby</b>	<b>2024</b>
4.	247	Brendon Kay	2013
5.	237	Danny McCoin	1986
6.	235	Ben Mauk	2007
7.	233	Gunner Kiel	2014
8.	227	Gino Guidugli	2003
9.	225	Zach Collaros	2010
10.	219	Greg Cook	1968

PASSING  
SEASON RECORDS (CONT.)

## Passing Yards

1.	3,543	Gino Guidugli	2002
2.	3,334	Desmond Ridder	2021
3.	3,272	Greg Cook	1968
4.	3,254	Gunner Kiel	2014
5.	3,121	Brendon Kay	2013
	3,121	Ben Mauk	2007
7.	2,902	Zach Collaros	2010
8.	2,831	Danny McCoin	1986
9	2,813	<b>Brendan Sorsby</b>	<b>2024</b>
10.	2,777	Gunner Kiel	2015

## Passing Completion Percentage (Min. 100 Att.)

1.	.750	Zach Collaros	2009
2.	.686	Brendon Kay	2013
2.	.659	<b>Brendan Sorsby (87-132, current)</b>	<b>2025</b>
4.	.652	Gunner Kiel	2015
5.	.649	Desmond Ridder	2021
	.642	Danny McCoin	1986
7.	.640	<b>Brendan Sorsby</b>	<b>2024</b>
8.	.630	Brendon Kay	2012
9.	.626	Eric Vibberts	1994
10.	.624	Desmond Ridder	2018
	.624	Tony Pike	2009
12.	.614	Gino Guidugli	2004
	.614	Tony Pike	2008

## Passing Yards per Completion (Min. 50 Completions)

1.	18.74	Albert Johnson	1969
2.	16.22	Gene Rossi	1951
3.	15.59	Gene Rossi	1952
4.	15.42	Zach Collaros	2009
5.	15.07	Greg Cook	1967
6.	14.98	Mike Murphy	1954
7.	14.97	Tom O'Malley	1949
8.	14.94	Greg Cook	1968
9.	14.92	Brendon Kay	2012
10.	14.71	Gene Rossi	1950

## Passing Efficiency (Min. 100 Attempts)

1.	195.53	Zach Collaros	2009
2.	174.40	<b>Brendan Sorsby (current)</b>	<b>2025</b>
3.	163.07	Brendon Kay	2013
4.	158.70	Desmond Ridder	2021
5.	155.50	Brendon Kay	2012
6.	151.89	Gunner Kiel	2015
7.	151.85	Nick Davila	2006
8.	150.64	Ben Mauk	2007
9.	149.82	Tony Pike	2009
10.	149.74	Gene Rossi	1952
11.	149.39	Gunner Kiel	2014

## Passing Touchdowns

1.	31	Gunner Kiel	2014
	31	Ben Mauk	2007
3.	30	Desmond Ridder	2021
4.	29	Tony Pike	2009
5.	26	Zach Collaros	2010
	26	Gino Guidugli	2004
7.	25	Greg Cook	1968
8.	22	Brendon Kay	2013
	22	Gino Guidugli	2002
10.	21	Ben Bryant	2022

## Pass Interceptions

1.	21	Gino Guidugli	2002
2.	20	Troy Bodine	1984
3.	19	Eric Vibberts	1995
4.	17	Greg Cook	1968
5.	16	Lance Harp	1992

PASSING  
SEASON RECORDS (CONT.)

## Passing Touchdown-Interception Margin

1.	+23	Tony Pike	2009
2.	+22	Desmond Ridder	2021
	+22	Ben Mauk	2007
4.	+18	Gunner Kiel	2014
	+18	Gino Guidugli	2004

PASSING  
CAREER RECORDS

## Passing Attempts

1.	1,556	Gino Guidugli	2001-04
2.	1,304	Desmond Ridder	2018-21
3.	954	Hayden Moore	2015-18
4.	922	Deontey Kenner	1997-2000
5.	899	Danny McCoin	1984-87
6.	833	Gunner Kiel	2014-16
7.	788	Lance Harp	1991-93
8.	783	Zach Collaros	2008-11
9.	682	Tony Pike	2007-09
10.	658	Danny Barrett	1980-82

## Passing Completions

1.	880	Gino Guidugli	2001-04
2.	810	Desmond Ridder	2018-21
3.	545	Hayden Moore	2015-18
4.	544	Danny McCoin	1984-87
5.	505	Gunner Kiel	2014-16
6.	498	Deontey Kenner	1997-2000
7.	485	Zach Collaros	2008-11
8.	421	Tony Pike	2007-09
9.	397	Lance Harp	1991-93
10.	388	Dustin Grutza	2005-08

## Completion Percentage (Min. 200 Att.)

1.	.654	Brendon Kay	2009-13
2.	.645	<b>Brendan Sorsby (current)</b>	<b>2024-Present</b>
3.	.624	Zach Collaros	2008-10
4.	.621	Desmond Ridder	2018-21
5.	.617	Tony Pike	2007-09
6.	.615	Ben Bryant	2018-20, 2022
7.	.612	Emory Jones	2023
8.	.609	Ben Mauk	2007
9.	.606	Gunner Kiel	2014-16
10.	.605	Danny McCoin	1984-87
11.	.601	Dustin Grutza	2005-08

## Passing Yards

1.	11,453	Gino Guidugli	2001-04
2.	10,239	Desmond Ridder	2018-21
3.	6,835	Gunner Kiel	2014-16
4.	6,801	Danny McCoin	1984-87
5.	6,518	Hayden Moore	2015-18
6.	6,278	Zach Collaros	2008-11
	6,278	Deontey Kenner	1997-2000
8.	5,018	Tony Pike	2007-09
9.	4,906	Greg Cook	1966-68
10.	4,803	Lance Harp	1991-93
--	4070	<b>Brendan Sorsby (current)</b>	<b>2024-present</b>

## Passing Yards Per Completion (Min. 100 Comp.)

1.	16.18	Mike Murphy	1953-55
2.	15.86	Albert Johnson	1969-71
3.	15.58	Gene Rossi	1949-52
4.	14.78	Greg Cook	1966-68
5.	14.38	Tom O'Malley	1947-49
6.	14.33	Brig Owens	1963-64
7.	13.84	Tony Kapetanidis	1977-79
8.	13.82	Chad Plummer	1995-98
9.	13.59	Zach Collaros	2008-10
10.	13.53	Gunner Kiel	2014-16

# OFFENSIVE RECORDS - PASSING & RECEIVING

## PASSING

### CAREER RECORDS (CONT.)

#### Touchdown Passes

1.	87	Desmond Ridder	2018-21
2.	78	Gino Guidugli	2001-04
3.	56	Gunner Kiel	2014-16
4.	51	Zach Collaros	2008-10
5.	49	Tony Pike	2007-09
6.	42	Hayden Moore	2015-18
7.	39	Danny McCain	1984-87
8.	37	Gene Rossi	1949-52
9.	34	Greg Cook	1966-68
10.	32	Brendon Kay	2009-13
--	30	Brendan Sorsby	2024-present

#### Pass Interceptions

1.	48	Gino Guidugli	2001-04
2.	37	Deontey Kenner	1997-2000
3.	37	Danny Barrett	1979-82
4.	35	Greg Cook	1966-68
5.	34	Gene Rossi	1949-52
6.	34	Tony Kapetanis	1977-79
7.	33	Lance Harp	1991-93
8.	28	Desmond Ridder	2018-21
9.	28	Hayden Moore	2015-18
10.	28	Troy Bodine	1983-84
11.	28	Henry Miller	1973-76

#### Passing Touchdown-Interception Margin

1.	+59	Desmond Ridder	2018-21
2.	+30	Gino Guidugli	2001-04
3.	+30	Gunner Kiel	2014-16
4.	+29	Tony Pike	2007-09
5.	+22	Brendan Sorsby (current)	2024-present
6.	+22	Ben Mauk	2007
7.	+20	Zach Collaros	2008-10

#### Consecutive 250+ Yard Passing Games

1.	8	Greg Cook	1968
2.	7	Brendon Kay	2013

## RECEIVING

### GAME RECORDS

#### Receptions

1.	15	Shaq Washington at ECU	2015
2.	13	Tom Rossley vs. Wichita State	1968
3.	13	Jon Olinger vs. Miami (OH)	2002
4.	12	8 times, last by Xzavier Henderson vs. Miami (OH)	2023

#### Receiving Yards

1.	254	Tom Rossley vs. Louisville	1968
2.	240	Jon Olinger vs. Miami (OH)	2002
3.	221	Chris Moore at Ohio State	2014
4.	212	Jim O'Brien vs. Ohio	1968
5.	210	Marcus Barnett vs. West Virginia	2007
6.	203	Kahlil Lewis vs. ECU	2018
7.	196	Jim O'Brien vs. Tampa	1968

#### Receiving Touchdowns

1.	3	Tyler Scott vs. Indiana	2022
2.	3	Kahlil Lewis vs. ECU	2016
3.	3	Chris Moore at Ohio State	2014
4.	3	Armon Binns at Louisville	2010
5.	3	Marcus Barnett vs. Syracuse	2007
6.	3	Hannibal Thomas vs. Southern Miss.	2004
7.	3	Jon Olinger at ECU	2002
8.	3	Deno Foster at Louisville	1983
9.	3	Jim O'Brien vs. Tampa	1968

## RECEIVING

### SEASON RECORDS

#### Receptions

1.	90	Shaq Washington	2015
2.	87	Mardy Gilyard	2009
3.	84	Dominick Goodman	2008
4.	81	Mardy Gilyard	2008
5.	80	Tom Rossley	1968*
6.	75	Armon Binns	2010
7.	75	Shaq Washington	2013
8.	73	LaDaris Vann	2001
9.	71	LaDaris Vann	2002
10.	68	Dominick Goodman	2007

\*-10 game season

#### Receiving Yards

1.	1,276	Mardy Gilyard	2008
2.	1,191	Mardy Gilyard	2009
3.	1,114	Jon Olinger	2002
4.	1,107	Jim O'Brien	1968*
5.	1,101	Armon Binns	2010
6.	1,072	Tom Rossley	1968*
7.	1,028	Dominick Goodman	2008
8.	1,028	Hannibal Thomas	2004
9.	982	Shaq Washington	2015
10.	908	Anthony McClung	2013

\*-10 game season

#### Yards Per Reception (Min. 20 Rec.)

1.	25.16	Jim O'Brien	1968*
2.	22.40	Chris Moore	2014
3.	21.80	Chris Moore	2015
4.	21.75	Jason Stargel	1985
5.	21.25	Jason Stargel	1983
6.	21.04	Jim O'Brien	1969
7.	20.62	Jon Olinger	2002
8.	19.67	Aaron Hagans	1979
9.	19.48	Anthony Ladd	1996
10.	19.46	Robert Tate	1995

\*-10 game season

## RECEIVING

### SEASON RECORDS (CONT.)

#### Touchdown Receptions

1.	13	Marcus Barnett	2007
2.	12	Jim O'Brien	1968*
3.	11	Armon Binns	2009
4.	11	Mardy Gilyard	2009
5.	11	Mardy Gilyard	2008
6.	10	Armon Binns	2010
7.	9	Tyler Scott	2022
8.	9	Kahlil Lewis	2018
9.	9	Chris Moore	2013
10.	9	Hannibal Thomas	2004
11.	9	Jim Kelly	1950

\*-10 game season

## RECEIVING

### CAREER RECORDS

#### Receptions

1.	240	Shaq Washington	2010-15
2.	204	Mardy Gilyard	2005; 2007-09
3.	204	Dominick Goodman	2005-08
4.	204	LaDaris Vann	1999-2002
5.	168	Kahlil Lewis	2015-18
6.	159	D.J. Woods	2008-11
7.	138	Armon Binns	2007-10
8.	135	Tye Keith	1999-2002
9.	127	Marcus Barnett	2007-10
10.	125	Marlon Pearce	1990-92

#### Receiving Yards

1.	3,003	Mardy Gilyard	2005; 2007-09
2.	2,563	Shaq Washington	2010-15
3.	2,512	Dominick Goodman	2005-08
4.	2,483	LaDaris Vann	1999-2002
5.	2,301	Chris Moore	2012-15
6.	2,285	Jim O'Brien	1967-69
7.	2,156	D.J. Woods	2008-11
8.	2,116	Kahlil Lewis	2018
9.	2,096	Marlon Pearce	1990-92
10.	2,088	Jason Stargel	1982-86

#### Yards Per Reception (Min. 50 Rec.)

1.	21.9	Jim O'Brien	1967-69
2.	19.7	Mekale McKay	2013-15
3.	19.7	Jason Stargel	1982-86
4.	19.3	Chris Moore	2012-15
5.	18.7	Jon Olinger	1999-2002
6.	18.4	Glen Dillhoff	1951-54
7.	18.1	Denny Jackson	1968-69
8.	17.5	Alec Pierce	2018-21
9.	17.1	Deno Foster	1981-84
10.	16.9	Dick Jarvis	1950-51

#### Touchdown Receptions

1.	26	Chris Moore	2012-15
2.	25	Mardy Gilyard	2005; 2007-09
3.	22	Dominick Goodman	2005-08
4.	21	Kahlil Lewis	2015-18
5.	21	Armon Binns	2007-10
6.	21	Jim O'Brien	1967-69

#### Consecutive Games With A Reception

1.	46	LaDaris Vann	1999-2002
2.	39	Shaq Washington	2010-15
3.	33	Jason Stargel	1982-86
4.	32	Dominick Goodman	2005-08
5.	27	Tye Keith	2000-02
6.	26	Jon Olinger	2001-02

# OFFENSIVE RECORDS - ALL-PURPOSE & SCORING

## ALL-PURPOSE YARDS (Rushing, Receiving and Returns) GAME RECORDS

### Game

1.	381	Mardy Gilyard at Pittsburgh.....	2009
2.	365	Mardy Gilyard at Oklahoma.....	2008
3.	333	Robert Tate at Kansas.....	1995
4.	316	Robert Tate vs. Toledo.....	1995
5.	306	Bob Hynes vs. Case-Western Reserve.....	1923
6.	303	Mardy Gilyard vs. Connecticut.....	2009
7.	294	Clem Turner vs. Kansas State.....	1966
8.	291	D.J. Woods vs. Rutgers.....	2010
	288	Reggie Taylor vs. Miami (OH).....	1986
10.	283	D.J. Woods, vs. Oklahoma.....	2010
	283	LaDaris Vann at ECU.....	1999

### Season

1.	2,690	Mardy Gilyard.....	2009
2.	2,280	Mardy Gilyard.....	2008
3.	1,859	D.J. Woods.....	2010
4.	1,729	DeMarco McCleskey.....	2002
5.	1,685	Robert Tate.....	1995
6.	1,652	Isaiah Pead.....	2011
7.	1,643	Reggie Taylor.....	1986
8.	1,572	Roger Stephens.....	1947
9.	1,561	Kahlil Lewis.....	2018
10.	1,539	Jerome Ford.....	2021

### Career

1.	5,945	Mardy Gilyard.....	2005-09
2.	5,322	Reggie Taylor.....	1983-86
3.	4,113	DeMarco McCleskey.....	1998, 2000-02
4.	4,104	Isaiah Pead.....	2008-11
5.	4,036	Al McKinney.....	1985-88
6.	3,799	Michael Warren II.....	2017-19
7.	3,738	Dominick Goodman.....	2005-08
8.	3,663	Allen Harvin.....	1978-82
9.	3,542	Robert Cooper.....	1996-99
10.	3,405	DJ Woods.....	2008-11

## TOTAL OFFENSE (Passing and Rushing) GAME RECORDS

### Total Plays

1.	67	Desmond Ridder at SMU.....	2018
2.	65	Zach Collaros vs. Connecticut.....	2010
3.	64	Ben Mauk vs. Southern Miss.....	2007
	64	Greg Cook vs. Ohio.....	1968
5.	63	Zach Collaros vs. USF.....	2010
6.	62	Deontey Kenner at Southern Miss.....	1999
7.	60	Deontey Kenner at Ohio State.....	1999
8.	59	Gino Guidugli vs. UAB.....	2004
9.	58	Gino Guidugli vs. Ohio State.....	2002
	58	Deontey Kenner vs. Troy.....	1999

### Total Yards

1.	564	Hayden Moore at Memphis.....	2015
2.	555	Zach Collaros vs. Connecticut.....	2009
3.	525	Greg Cook vs. Ohio.....	1968
4.	490	Zach Collaros vs. USF.....	2010
5.	478	Brendan Sorsby at Texas Tech.....	2024
6.	440	Brendan Sorsby at Kansas.....	2025
7.	436	Ben Mauk vs. Syracuse.....	2007
8.	426	Deontey Kenner at Southern Miss.....	1999
9.	410	Zach Collaros at USF.....	2011
10.	412	Bob Hynes vs. Case-Western Reserve.....	1923
11.	407	Deontey Kenner at Ohio State.....	1999

## ALL-PURPOSE YARDS (Rushing, Receiving and Returns) SEASON RECORDS

### Total Plays

1.	541	Gino Guidugli.....	2002
2.	507	Greg Cook.....	1968
3.	504	Zach Collaros.....	2011
4.	501	Gino Guidugli.....	2003
5.	497	Desmond Ridder.....	2021
6.	494	Brendan Sorsby.....	2024
7.	486	Ben Mauk.....	2007
8.	477	Emory Jones.....	2023
9.	469	Desmond Ridder.....	2019
10.	460	Desmond Ridder.....	2018

### Total Yards

1.	3,699	Desmond Ridder.....	2021
2.	3,570	Gino Guidugli.....	2002
3.	3,498	Ben Mauk.....	2008
4.	3,396	Gunner Kiel.....	2014
5.	3,260	Brendan Sorsby.....	2024
6.	3,210	Greg Cook.....	1968
7.	3,104	Zach Collaros.....	2011
8.	3,028	Desmond Ridder.....	2018
9.	2,874	Hayden Moore.....	2017
10.	2,870	Gino Guidugli.....	2003

## ALL-PURPOSE YARDS (Rushing, Receiving and Returns) CAREER RECORDS

### Total Plays

1.	1,806	Desmond Ridder.....	2018-21
2.	1,791	Gino Guidugli.....	2001-04
3.	1,179	Hayden Moore.....	2015-18
4.	1,091	Danny McCoin.....	1984-87
5.	1,051	Zach Collaros.....	2008-11
6.	1,035	Deontey Kenner.....	1997-2000
7.	955	Lance Harp.....	1991-93
8.	935	Gunner Kiel.....	2014-16
9.	892	Danny Barrett.....	1979-82
10.	869	Dustin Grutza.....	2005-08

### Total Yards

1.	12,418	Desmond Ridder.....	2018-21
2.	11,661	Gino Guidugli.....	2001-04
3.	7,000	Gunner Kiel.....	2014-16
4.	7,087	Zach Collaros.....	2008-11
5.	7,021	Hayden Moore.....	2015-18
6.	6,558	Deontey Kenner.....	1997-2000
7.	6,210	Danny McCoin.....	1984-87
8.	5,018	Tony Pike.....	2007-09
9.	4,909	Lance Harp.....	1991-93
10.	4,808	Brendan Sorsby (curent).....	2024-present
11.	4,760	Greg Cook.....	1965-68

## TOUCHDOWNS GAME RECORDS

### Touchdowns

1.	8	Ike Stewart vs. Transylvania.....	1912
2.	6	Bob Heuck vs. Transylvania.....	1912
3.	5	Isaiah Pead vs. Rutgers.....	2010
4.	4	Jerome Ford vs. UCF.....	2021
	4	Michael Warren II vs. USF.....	2018
	4	DeMarco McCleskey at Arkansas State.....	1998
	4	DeMarco McCleskey vs. Houston.....	1998
	4	David Small vs. Houston.....	1993
	4	David Small vs. Kent State.....	1993

## TOUCHDOWNS SEASON RECORDS

### Touchdowns

1.	20	Jerome Ford.....	2021
	20	Michael Warren II.....	2018
3.	17	DeMarco McCleskey.....	2002
	17	David Small.....	1993
5.	16	Michael Warren II.....	2019
6.	15	Isaiah Pead.....	2011
	15	Ed Kovac.....	1959
8.	14	Marcus Barnett.....	2007
9.	13	George Winn.....	2012
	13	Mardy Gilyard.....	2009
	13	Mardy Gilyard.....	2008
	13	Al Nelson.....	1964

## TOUCHDOWNS CAREER RECORDS

### Touchdowns

1.	41	DeMarco McCleskey.....	1998, 2000-02
2.	37	Michael Warren II.....	2017-19
3.	33	David Small.....	1991-93
4.	27	Reggie Harrison.....	1971-73
5.	33	Isaiah Pead.....	2008-11
6.	31	Mardy Gilyard.....	2005-09
7.	28	Desmond Ridder.....	2018-21
8.	27	Jerome Ford.....	2020-21
9.	26	Chris Moore.....	2012-15
	26	Reggie Taylor.....	1983-86
	26	Bob Heuck.....	1910-12

## POINTS GAME RECORDS

### Total Points

1.	51	Ike Stewart vs. Transylvania.....	1912
2.	36	Bob Heuck vs. Transylvania.....	1912
3.	25	Jim O'Brien vs. Louisville.....	1968

## POINTS SEASON RECORDS

### Total Points

1.	142	Jim O'Brien.....	1968
2.	120	Jerome Ford.....	2021
	120	Michael Warren II.....	2018
4.	112	Andrew Gantz.....	2015
5.	104	Jonathan Ruffin.....	2000
6.	102	Tony Miliano.....	2012
	102	Jacob Rogers.....	2009
	102	DeMarco McCleskey.....	2002
	102	David Small.....	1993
10.	101	Ryan Coe.....	2022
	101	Jonathan Ruffin.....	2002

## POINTS CAREER RECORDS

### Total Points

1.	339	Jacob Rogers.....	2007-10
2.	315	Jonathan Ruffin.....	1999-2002
3.	248	DeMarco McCleskey.....	1998, 2000-02
4.	247	Jim O'Brien.....	1967-69
5.	226	Andrew Gantz.....	2014-17
6.	222	Michael Warren II.....	2017-19
	203	Steve Schultz.....	1976-79
8.	202	Eric Richards.....	1994-97
9.	200	Tony Miliano.....	2011-14
10.	198	Isaiah Pead.....	2008-11
	198	David Small.....	1991-93



## SPECIAL TEAMS RECORDS - KICKING

KICKING  
GAME RECORDS

## Extra Points Made

1.	12	Alonzo Weiss vs. Transylvania.....	1912
2.	9	Carter Brown vs. ECU.....	2023
	9	Ryan Coe vs. Kennesaw State.....	2022
	9	Cole Smith vs. Alabama A&M.....	2018
	9	Jacob Rogers vs. Rutgers.....	2010
	9	Steve Schultz vs. Louisiana-Monroe.....	1977
7.	8	Cole Smith vs. UCF.....	2021
	8	Cole Smith vs. ECU.....	2018

## Field Goals Made

1.	5	Ryan Coe at SMU.....	2022
	4	10 times, last by Andrew Gantz at Memphis.....	2015

KICKING  
SEASON RECORDS

## Extra Points Made

1.	63	Jacob Rogers.....	2009
2.	54	Cole Smith.....	2018
3.	52	Andrew Gantz.....	2014
4.	51	Sam Crosa.....	2019
	51	Tony Miliano.....	2012
	51	Jacob Rogers.....	2007
7.	49	Andrew Gantz.....	2015
8.	47	Tony Miliano.....	2011
9.	44	Ryan Coe.....	2022
	44	Jonathan Ruffin.....	2002

## Extra Points Attempted

1.	68	Jacob Rogers.....	2009
2.	56	Cole Smith.....	2018
3.	54	Andrew Gantz.....	2014
	54	Jacob Rogers.....	2007
5.	53	Tony Miliano.....	2012
6.	51	Sam Crosa.....	2019
7.	50	Andrew Gantz.....	2015
	50	Tony Miliano.....	2011
9.	46	Jonathan Ruffin.....	2002
10.	44	Ryan Coe.....	2022

## Extra Point Percentage (min. 20 att.)

1.	1.000	12 times, last by Stephen Rusnak (23-23, current).....	2023
----	-------	--	------

## Field Goals Made

1.	26	Jonathan Ruffin.....	2000
2.	21	Andrew Gantz.....	2015
3.	19	Ryan Coe.....	2022
	19	Jonathan Ruffin.....	2002
5.	18	Kevin Lovell.....	2006
6.	17	Tony Miliano.....	2012
	17	Tony Miliano.....	2011
	17	Tom Dallen.....	1993
9.	16	Andrew Gantz.....	2014
	16	Jacob Rogers.....	2008
	16	Eric Richards.....	1995

## Field Goals Attempted

1.	29	Jonathan Ruffin.....	2000
2.	28	Steve Schultz.....	1976
3.	27	Andrew Gantz.....	2015
	25	Tony Miliano.....	2011
	25	Jim O'Brien.....	1968
6.	24	Eric Richards.....	1995
7.	23	Ryan Coe.....	2022
	23	Jake Rogers.....	2008
	23	Kevin Lovell.....	2006
10.	22	Tony Miliano.....	2012
	22	Jonathan Ruffin.....	2002
	22	Tom Dallen.....	1993
	22	Dan Shepherd.....	1975

KICKING  
SEASON RECORDS (CONT.)

## Field Goal Percentage

1.	.909	Chris Manfredini (10-of-11).....	2003
2.	.897	Jonathan Ruffin (26-of-29).....	2000
3.	.864	Jonathan Ruffin (19-of-22).....	2002
4.	.826	Ryan Coe (19-of-23).....	2022
5.	.800	Andrew Gantz (16-of-20).....	2014
--	1.000	Stephen Rusnak (7-of-7, current).....	2025

## Consecutive Games with a Field Goal

1.	11	Jonathan Ruffin.....	2000
2.	10	David Rowe.....	1991
3.	8	Andrew Gantz.....	2015
	8	Jonathan Ruffin.....	2002

## Points Scored By Kicking

1.	112	Andrew Gantz.....	2015
	104	Jonathan Ruffin.....	2000
3.	102	Tony Miliano.....	2012
	102	Jacob Rogers.....	2009
5.	101	Ryan Coe.....	2022
	101	Jonathan Ruffin.....	2002
6.	100	Andrew Gantz.....	2014

KICKING  
CAREER RECORDS

## Extra Points Made

1.	186	Jacob Rogers.....	2007-10
2.	136	Cole Smith.....	2018-21
3.	129	Jonathan Ruffin.....	1999-2002
4.	109	Andrew Gantz.....	2014-17
5.	98	Tony Miliano.....	2011-14
	98	Steve Schultz.....	1976-79
7.	85	Kevin Lovell.....	2004-06
8.	79	Eric Richards.....	1994-97
9.	76	Phil Insalaco.....	1986-88
10.	61	Jim O'Brien.....	1967-69

## Extra Points Attempted

1.	195	Jacob Rogers.....	2007-10
2.	141	Cole Smith.....	2018-21
3.	134	Jonathan Ruffin.....	1999-2002
4.	113	Andrew Gantz.....	2014-
5.	103	Tony Miliano.....	2011-14
	103	Steve Schultz.....	1976-79
7.	86	Kevin Lovell.....	2004-06
8.	81	Eric Richards.....	1994-97
9.	79	Phil Insalaco.....	1986-88
10.	68	Jim O'Brien.....	1967-69

## Extra Point Percentage (Min. 30 Att.)

1.	1.000	Carter Brown (38-of-38).....	2023-24
	1.000	Ryan Coe (44-of-44).....	2022
	1.000	Sam Crosa (51-of-51).....	2019
4.	.988	Kevin Lovell (85-of-86).....	2004-06
5.	.978	Eric Richards (89-of-91).....	1994-97
6.	.974	Mike Morton (37-of-38).....	1983-84

## Consecutive Extra Points Made

1.	82	Kevin Lovell.....	2004-06
2.	78	Andrew Gantz.....	2014-15
	65	Jonathan Ruffin.....	2000-2002
4.	64	Jacob Rogers.....	2008-09
5.	63	Eric Richards.....	1994-97
6.	51	Sam Crosa.....	2019
7.	44	Ryan Coe.....	2022
8.	38	Carter Brown.....	2023-24
	38	Phil Insalaco.....	1986-88
10.	37	Jacob Rogers.....	2007

KICKING  
CAREER RECORDS (CONT.)

## Field Goals Made

1.	62	Jonathan Ruffin.....	1999-2002
2.	51	Jacob Rogers.....	2007-10
3.	41	Eric Richards.....	1994-97
4.	39	Andrew Gantz.....	2014-17
5.	35	Steve Schultz.....	1976-79
6.	34	Tony Miliano.....	2011-14
7.	33	Kevin Lovell.....	2004-06
8.	28	Phil Insalaco.....	1986-88
9.	25	Dan Shepherd.....	1973-75
10.	23	Tom Dallen.....	1993-94

## Field Goals Attempted

1.	79	Jonathan Ruffin.....	1999-2002
2.	75	Jacob Rogers.....	2007-10
3.	68	Steve Schultz.....	1976-79
4.	62	Eric Richards.....	1994-97
5.	49	Andrew Gantz.....	2014-17
6.	47	Tony Miliano.....	2011-14
	47	Kevin Lovell.....	2004-06
8.	44	Jim O'Brien.....	1967-69
9.	41	Phil Insalaco.....	1986-88
	41	Sal Casola.....	1972-73

## Field Goal Percentage (min. 20 attempts)

1.	.826	Ryan Coe (19-of-23).....	2022
2.	.785	Jonathan Ruffin (62-of-79).....	1999-2002
3.	.780	Andrew Gantz (39-of-50).....	2014-17
4.	.750	Carter Brown (18-of-24).....	2023-24
5.	.731	David Rowe (19-of-26).....	1990-91
6.	.723	Tony Miliano (34-of-47).....	2011-14
7.	.714	Dan Shepherd (25-of-35).....	1973-75
8.	.702	Kevin Lovell (33-of-47).....	2004-06
9.	.683	Phil Insalaco (28-of-41).....	1986-88
10.	.680	Jacob Rogers (51-of-75).....	2007-10
11.	.677	Jim Fogler (21-of-31).....	1981-83

## Consecutive Field Goals Made

1.	13	Jake Rogers.....	2007-08
	13	Jonathan Ruffin.....	2002
3.	12	Andrew Gantz.....	2012
	12	Jonathan Ruffin.....	2000
5.	11	Kevin Lovell.....	2006
6.	10	Ryan Coe.....	2022
7.	8	Jonathan Ruffin.....	2001
	8	Eric Richards.....	1997
9.	7	S. Rusnak (current, 18 including 2024 at Charlotte).....	2025
	7	Jonathan Ruffin.....	2000
	7	Phil Insalaco.....	1987
	7	Kevin Lovell.....	2005-06

## Points Scored By Kicking

1.	339	Jacob Rogers.....	2007-10
2.	315	Jonathan Ruffin.....	1999-2002
3.	224	Andrew Gantz.....	2014-17
4.	203	Steve Schultz.....	1976-79
5.	202	Eric Richards.....	1994-97
6.	200	Tony Miliano.....	2011-14
7.	193	Cole Smith.....	2018-21
8.	184	Kevin Lovell.....	2004-06
9.	160	Phil Insalaco.....	1986-88
10.	121	Jim O'Brien.....	1967-69

## Consecutive Games Scored In

1.	47	Jonathan Ruffin.....	1999-2002
2.	37	Jacob Rogers.....	2007-10
3.	28	Andrew Gantz.....	2014-15
4.	26	Tony Miliano.....	2011-2012
5.	24	Jim O'Brien.....	1968-69

# SPECIAL TEAMS RECORDS - PUNTING & RETURNS

## PUNTING GAME RECORDS

### Punts

1.	13	Phil Peckich at Pittsburgh.....	1981
2.	12	four times, last by Steve Smith at Louisville.....	1996

### Punting Yards

1.	510	Steve Smith at Louisville.....	1996
2.	502	Mike Connell vs. Arizona State.....	1976
3.	460	Clem Fennell at North Texas State.....	1970
4.	456	Doug Johnson at Boston College.....	1997
5.	452	Steve Smith at Virginia Tech.....	1995

### Punting Average

1.	65.0	Mason Fletcher at SMU (3 punts).....	2022
2.	59.7	Pat O'Donnell vs NC State (3 punts).....	2011
	59.7	Kevin Huber vs. Marshall (3 punts).....	2007
4.	57.5	John Lloyd vs. USF (2 punts).....	2013
	55.0	John Lloyd vs. Temple (2 punts).....	2012

## PUNTING SEASON RECORDS

### Punts

1.	80	Phil Peckich.....	1981
2.	77	Jeff West.....	1974
3.	73	Jeff Jones.....	1990
4.	72	James Smith.....	2019
	72	Mike Connell.....	1976
5.	71	Clem Fennell.....	1972

### Punting Yards

1.	3,192	Jeff West.....	1974
2.	3,155	Phil Peckich.....	1981
3.	3,095	Mike Connell.....	1976
	3,053	James Smith.....	2019
4.	2,913	Mason Fletcher.....	2022
5.	2,821	Jeff Jones.....	1990

### Punting Average (Min. 25 Punts)

1.	46.90	Kevin Huber.....	2007
2.	46.60	James Smith.....	2018
3.	46.30	Sam Geraci.....	2015
4.	46.23	Mason Fletcher.....	2022
5.	45.00	Kevin Huber.....	2008
--	46.40	Max Fletcher (current, only 14 punts).....	2025

## PUNTING CAREER RECORDS

### Punts

1.	241	Chet Ervin.....	2002-05
2.	236	Jeff Blaylock.....	1991-94
3.	235	James Smith.....	2017-20
	235	Shaun Burdick.....	1983-86
5.	216	Jeff Jones.....	1987-90

### Punting Yards

1.	10,245	James Smith.....	2017-20
2.	9,446	Chet Ervin.....	2002-05
3.	9,244	Shaun Burdick.....	1983-86
4.	9,008	Adam Wulfeck.....	1998-2001
5.	8,711	Jeff Blaylock.....	1991-94

### Punting Average (Min. 50 Punts)

1.	45.47	Kevin Huber.....	2005-08
2.	43.96	Mason Fletcher.....	2021-24
3.	43.60	James Smith.....	2017-20
4.	42.60	Pat O'Donnell.....	2010-12
5.	42.51	Mike Connell.....	1974-77

## RETURNS GAME RECORDS

### Kickoff Returns

1.	8	Mardy Gilyard at Pittsburgh.....	2009
	8	LaDaris Vann vs. ECU.....	1999
3	7	Three Tied	

### Kickoff Return Yards

1.	256	Mardy Gilyard at Pittsburgh.....	2009
2.	246	Mardy Gilyard at Oklahoma.....	2008
3.	218	Roger Stephens vs. Dayton.....	1947
4.	207	Mardy Gilyard vs. Florida.....	2010
5.	192	Keith Jenkins vs. Houston.....	1975

### Kickoff Returns For Touchdowns

1.	1	Accomplished 23 times; last by Thompson vs ECU (2022)	
----	---	---	--

### Punt Returns

1.	7	three times, last by Mike Daniels vs. WCU.....	2005
----	---	--	------

### Punt Return Yards

1.	161	Gene Gibson vs. Ohio.....	1949
2.	122	Tinker Keck vs. Louisville.....	1997
3.	103	Gene Gibson vs. Western Michigan.....	1949
4.	98	Errol Prisky vs. North Texas State.....	1963
5.	97	Tinker Keck vs. Miami (OH).....	1997

### Punt Return Touchdowns

1.	2	Tinker Keck vs. Louisville.....	1997
	2	Gene Gibson vs. Ohio.....	1949

## RETURNS SEASON RECORDS

### Kickoff Returns

1.	42	Mardy Gilyard.....	2009
2.	39	Ralph David Abernathy IV.....	2011
3.	36	Mardy Gilyard.....	2008
4.	33	Donald McKnight.....	1998
5.	32	Ralph David Abernathy IV.....	2012

### Kickoff Return Yards

1.	1,281	Mardy Gilyard.....	2009
2.	1,034	Ralph David Abernathy IV.....	2011
3.	994	Mardy Gilyard.....	2008
4.	801	Ralph David Abernathy IV.....	2012
5.	652	Russell Cooper.....	1980

### Kickoff Return Average (Min. 1.5 KOR/G)

1.	34.33	Robert Tate.....	1995
2.	31.50	Chris Hewitt.....	1993
3.	30.50	Mardy Gilyard.....	2009
4.	29.13	Keith Jenkins.....	1975
5.	27.73	Tom Marvaso.....	1974

### Kickoff Returns For Touchdowns

1.	2	Mardy Gilyard.....	2008
----	---	--------------------	------

### Punt Returns

1.	38	Tinker Keck.....	1997
	38	Charley Bland.....	1973
3.	37	Tom Marvaso.....	1975
4.	36	Tye Keith.....	2002
5.	35	LaDaris Vann.....	2001

### Punt Return Yards

1.	577	Tinker Keck.....	1997
2.	438	Gene Gibson.....	1949
3.	342	Tom Marvaso.....	1974
4.	322	Gene Gibson.....	1950
5.	302	Charley Bland.....	1973

## RETURNS SEASON RECORDS (CONT.)

### Punt Return Average (Min. 10 Returns)

1.	20.86	Gene Gibson.....	1949
2.	20.12	Gene Gibson.....	1950
3.	19.82	Jack Delaney.....	1951
4.	17.36	Billy Hunter.....	1972
5.	16.23	Dom Del Bene.....	1951

### Punt Return Touchdowns

1.	4	Tinker Keck.....	1997
2.	3	Gene Gibson.....	1949

## RETURNS CAREER RECORDS

### Kickoff Returns

1.	93	Mardy Gilyard.....	2005-09
2.	87	Ralph David Abernathy IV.....	2011-14
3.	67	Tre Tucker.....	2019-22
4.	62	Brian Jenkins.....	1990-93
5.	55	Dominick Goodman.....	2005-07

### Kickoff Returns Yards

1.	2,657	Mardy Gilyard.....	2005-09
2.	2,186	Ralph David Abernathy IV.....	2011-14
3.	1,670	Tre Tucker.....	2019-22
4.	1,506	Brian Jenkins.....	1990-93
5.	1,199	Dominick Goodman.....	2005-07

### Kickoff Returns Average (Min. 25 KOR)

1.	28.60	Mardy Gilyard.....	2005-09
2.	28.54	Chris Hewitt.....	1993-95
3.	26.41	Robert Tate.....	1993-95
4.	25.10	Ralph David Abernathy IV.....	2011-14
5.	24.93	Tre Tucker.....	2019-22

### Kickoff Returns For Touchdowns

1.	4	Mardy Gilyard.....	2005-09
2.	2	Tre Tucker.....	2019-22
	2	Mel Riggins.....	1970-71

### Punt Returns

1.	73	Robert Tate.....	1993-96
	73	Tom Marvaso.....	1974-75
3.	71	Ryan Montgomery.....	2019-23
4.	68	Tinker Keck.....	1997-99
5.	60	Lamont Patterson.....	1979-82

### Punt Return Yards

1.	804	Tinker Keck.....	1997-99
2.	760	Gene Gibson.....	1949-50
3.	688	Ryan Montgomery.....	2019-23
4.	637	Robert Tate.....	1993-96
5.	575	Tom Marvaso.....	1974-75

### Punt Return Average

1.	20.54	Gene Gibson.....	1949-50
2.	14.33	Jack Delaney.....	1950-52
3.	11.82	Tinker Keck.....	1997-99
4.	11.80	Mardy Gilyard.....	2005-09
5.	10.57	Brian Jenkins.....	1990-92

### Punt Return Touchdowns

1.	5	Gene Gibson.....	1949-50
2.	4	Tinker Keck.....	1997-99
3.	3	Joe Morrison.....	1956-58
4.	2	Tom Marvaso.....	1974-75
5.	1	Accomplished 16 times last by Gilyard (2009)	

## DEFENSIVE RECORDS - TACKLES

## TACKLES

## GAME RECORDS

## Total Tackles

1.	31	Karl Woods at South Carolina .....	1980
2.	24	Vaughn Booker vs. ECU .....	1987
3.	23	Brad Jackson vs. Boston College .....	1997
	23	Jerome Brinson vs. Oklahoma State .....	1987
5.	22	Sam Garnes vs. Vanderbilt .....	1994
	22	Jason Coppess vs. Bowling Green .....	1993
	22	Alex Gordon vs. Miami (OH) .....	1986
	22	Brad Nothacker vs. Penn State .....	1985
9.	21	Jack Brusciannelli vs. West Virginia .....	1989
	21	Mike Kelly vs. Rutgers .....	1987

## Solo Tackles (Since 2001)

1.	12	Zach Edwards vs. ECU .....	2014
	12	Mike Mickens at Akron .....	2008
	12	Jamar Enzor at Memphis .....	2003
	12	Ivan Fields vs. Tulane .....	2001
5.	11	Walter Stewart vs. Syracuse .....	2010
	11	Haruki Nakamura at USF .....	2007
7.	11	Ryan Manalac at USF .....	2007
8.	11	Jamar Enzor vs. Rhode Island .....	2003
9.	11	Ivan Fields vs. West Virginia .....	2002
10.	11	Lewis Carter vs. Purdue .....	2001

## Assisted Tackles (Since 2001)

1.	12	Andre Revels at Miami (OH) .....	2009
	12	Corey Smith vs. Louisville .....	2007
	12	Jamar Enzor at UAB .....	2003
4.	11	Kevin Brown vs. Memphis .....	2014
	11	Zach Edwards vs. Memphis .....	2014
	11	Jeff Luc vs. Miami (OH) .....	2014
7.	10	Jake Goliday vs. Nebraska .....	2025
	10	Dorian Jones vs. Oklahoma .....	2023
	10	Eric Wilson vs. UT Martin .....	2016
	10	Jeff Luc vs. Memphis .....	2014
	10	Nick Temple vs. Memphis .....	2014
	10	Greg Blair at Louisville .....	2012
	10	JK Schaffer at NC State .....	2010
	10	JK Schaffer vs. Illinois .....	2009

## Tackles For A Loss (Since 2001)

1.	5.5	Brandon Mills vs. Rutgers .....	2010
2.	5.0	Antwan Peek at Southern Miss .....	2002
	5.0	Antwan Peek vs. Louisiana-Monroe .....	2001
	5.0	Derek Wolfe vs. Connecticut .....	2011
5.	4.5	Ivan Pace Jr. vs. Indiana .....	2022
	4.5	Trevor Anderson at Connecticut .....	2006
	4.5	Cortez Broughton at UCLA .....	2018

## TACKLES

## SEASON RECORDS

## Total Tackles

1.	186	Mike Brookins .....	1979
2.	168	Brad Jackson .....	1997
3.	161	Karl Woods .....	1980
4.	158	Jerome Brinson .....	1983
5.	155	Karl Woods .....	1978
6.	147	Dwayne Berry .....	1978
7.	145	Muhammed El-Mubarak .....	1995
8.	143	Linwood Marshall .....	1983
9.	140	Howie Kurnick .....	1978
10.	138	Greg Blair .....	2012
	138	Phillip Curry .....	1997
	138	Antonio Gibson .....	1982

## Solo Tackles

1.	101	Howie Kurnick .....	1978
2.	94	Linwood Marshall .....	1983
3.	93	Brad Jackson .....	1997
	93	Mike Brookins .....	1979
5.	90	Muhammed El-Mubarak .....	1995
	90	Jerome Brinson .....	1983
7.	88	Sam Garnes .....	1994
8.	83	Phillip Curry .....	1997
9.	82	DeJuan Gossett .....	1999
10.	80	Jack Brusciannelli .....	1988

## Assisted Tackles

1.	99	Karl Woods .....	1980
2.	93	Mike Brookins .....	1979
3.	83	Karl Woods .....	1978
4.	82	Alex Gordon .....	1985
5.	81	Ivan Pace Jr. .....	2022
6.	78	Dwayne Berry .....	1978
7.	75	Brad Jackson .....	1997
	75	Richard Rhodes .....	1985
9.	74	Antonio Gibson .....	1982
10.	73	Alex Gordon .....	1986

## Tackles For A Loss

1.	28.0	Mike Gates .....	1980
2.	22.0	Trent Cole .....	2004
	22.0	Antwan Peek .....	2001
4.	21.5	Ivan Pace Jr. .....	2022
	21.5	Derek Wolfe .....	2011
6.	21.0	Antwan Peek .....	2002
	21.0	Phil Poirier .....	1989
8.	20.0	Nate Dingle .....	1992
9.	18.0	Tyjuan Hagler .....	2002
	18.0	Andrew Stewart .....	1988

## TACKLES

## CAREER RECORDS

## Total Tackles

1.	502	Karl Woods .....	1977-80
2.	487	Phillip Curry .....	1994-97
3.	392	Brad Jackson .....	1994-97
4.	381	Zach Edwards .....	2013-16
5.	356	Mike Brookins .....	1979-81
6.	352	Alex Gordon .....	1983-86
7.	351	Hassan Champion .....	1995-98
	351	Joe Olding .....	1979-82
9.	338	Doug Monaghan .....	2001-04
10.	337	JK Schaffer .....	2008-11
	327	DeJuan Gossett .....	1997-2000

## Solo Tackles

1.	268	Phillip Curry .....	1994-97
2.	229	Zach Edwards .....	2013-16
3.	222	DeJuan Gossett .....	1997-2000
4.	216	Brad Jackson .....	1994-97
5.	211	Karl Woods .....	1977-80
6.	208	Ivan Fields .....	1999-2002
7.	206	Sam Garnes .....	1993-96
8.	200	Doug Monaghan .....	2001-04
9.	190	Mike Brookins .....	1979-81
10.	184	Hassan Champion .....	1995-98

## Assisted Tackles

1.	291	Karl Woods .....	1979-81
2.	219	Phillip Curry .....	1994-97
3.	192	Alex Gordon .....	1983-86
4.	176	Brad Jackson .....	1994-97
5.	175	Joe Olding .....	1979-82
6.	168	Howie Kurnick .....	1975-78
7.	167	Hassan Champion .....	1995-98
8.	166	Mike Brookins .....	1979-81
9.	155	JK Schaffer .....	2008-11
10.	152	Zach Edwards .....	2014-16

## Tackles For A Loss

1.	56.0	Antwan Peek .....	1998-2002
2.	48.0	Trent Cole .....	2002-04
3.	46.0	Nate Dingle .....	1990-93
4.	45.0	Phillip Curry .....	1994-97
5.	44.5	Andre Frazier .....	2001-04
6.	42.0	Terrill Byrd .....	2005-08
7.	38.0	Alex Gordon .....	1983-86
8.	37.0	Derek Wolfe .....	2008-11
	37.0	George Jamison .....	1980-83
9.	36.0	Andrew Stewart .....	1986-88
10.	34.5	Tyjuan Hagler .....	2002-04

DEFENSIVE RECORDS - **SACKS & MISC.****SACKS**  
**GAME RECORDS****Quarterback Sacks (Since 2001)**

1.	4.0	Alex Daniels at Miami (OH).....	2009
	4.0	Antwan Peek vs. Louisiana-Monroe.....	2001
3.	3.5	Cortez Broughton at UCLA.....	2018
4.	3.0	Connor Barwin vs. Pittsburgh.....	2008
	3.0	Trent Cole at ECU.....	2004
	3.0	Anthony Hoke vs. UConn.....	2007
	3.0	Anthony Hoke at Syracuse.....	2007
	3.0	Brandon Mills vs. Rutgers.....	2010
	3.0	Lamonte Nelms at Syracuse.....	2007

**SACKS**  
**SEASON RECORDS****Quarterback Sacks (Since 2001)**

1.	13.0	Anthony Hoke.....	2007
2.	12.5	Antwan Peek.....	2001
3.	11.0	Connor Barwin.....	2008
4.	10.0	Ivan Pace Jr. ....	2022
5.	9.5	Derek Wolfe.....	2011
	9.5	Silverberry Mouhon.....	2013
7.	9.0	Terrell Hartsfield.....	2014
	9.0	Antwan Peek.....	2000
9.	8.5	Trent Cole.....	2004
	8.5	Alex Daniels.....	2009
--	7.5	Jared Bartlett (current).....	2024

**SACKS**  
**CAREER RECORDS****Quarterback Sacks (Since 2001)**

1.	28.0	Antwan Peek.....	1998-2002
2.	22.0	Anthony Hoke.....	2004-07
3.	21.5	Andre Frazier.....	2000-04
4.	19.5	Derek Wolfe.....	2008-11
5.	19.0	Trent Cole.....	2002-04
	19.0	Silverberry Mouhon.....	2012-15
7.	18.0	Nate Dingle.....	1990-93
	18.0	George Jamison.....	1980-83
9.	17.5	Walter Stewart.....	2009-12
10.	16.5	Dan Giordano.....	2008-12
	16.5	Terrill Byrd.....	2005-08

**FUMBLES**  
**GAME RECORDS****Fumbles Forced (Since 2000)**

1.	3	Antwan Peek vs. Louisiana-Monroe.....	2001
2.	2	Eight times, last by A. Peek Jr at UCF.....	2024

**Fumbles Recovered (Since 2000)**

1.	2	Willis Edwards vs. Memphis.....	2002
	2	Ivan Fields at Memphis.....	2000
	2	Jeff Luc vs. USF.....	2014
	2	Kevin McCullough vs. Connecticut.....	2005
	2	Wesley Richardson at NC State.....	2010

**FUMBLES**  
**SEASON RECORDS****Fumbles Forced (Since 2000)**

1.	7	Antwan Peek.....	2002
2.	6	Jeff Luc.....	2014
3.	5	Antwan Peek.....	2001
4.	4	Antwan Peek Jr.....	2024
	4	Bryan Wright.....	2019
	4	Walter Stewart.....	2011
	4	Willis Edwards.....	2001
	4	Troy Evans.....	2000

**Fumbles Recovered (Since 2000)**

1.	5	Antwan Peek.....	2002
2.	4	Ja'Von Hicks.....	2019
	4	Jeff Luc.....	2014
4.	3	Nine times, last by Hartsfield & Wilson.....	2014

**FUMBLES**  
**CAREER RECORDS****Forced Fumbles (Since 1999)**

1.	17	Antwan Peek.....	1998-02
2.	8	Jeff Luc.....	2013-14
	8	Walter Stewart.....	2009-12
3.	6	Antwan Peek Jr. (current).....	2022-current
	6	JK Schaffer.....	2008-11
	6	Andre Frazier.....	2000-04
	6	Zach Norton.....	2000-03
7.	5	Coby Bryant.....	2017-21
	5	Willis Edwards.....	2000-02
	5	Anthony Hoke.....	2004-07
	5	Jason Russel.....	2001-04
	5	Anthony Williams.....	2005-07
	5	Tyrell Gilbert.....	2014-18

**Fumble Recoveries**

1.	12	John Vitro.....	1973-75
2.	10	Antwan Peek.....	1998-2002
	10	Howie Kurnick.....	1975-77
4.	9	Ronnie Shannon.....	1988-91
	9	David Mann.....	1975-77
6.	7	Eric Wilson.....	2014-16
	7	Marion Ford.....	1972-73
	7	Charlie Stovall.....	1971-72

**BLOCKED KICKS**  
**GAME RECORDS****Blocked Kicks (Since 2000)**

1.	2	Connor Barwin at Marshall.....	2008
	2	Antwan Peek vs. Miami.....	2000
3.	1	41 times, last by Jowon Briggs vs. Navy.....	2022

**BLOCKED KICKS**  
**SEASON RECORDS****Blocked Kicks (Since 2000)**

1.	3	Antwan Peek.....	2000
	3	Connor Barwin.....	2008
	3	Ethan Tucky.....	2019
4.	2	Arquon Bush.....	2021
	2	Mardy Gilyard.....	2007
	2	Antwan Peek.....	2001
	2	Wilson Huber.....	2019
	2	Andre Frazier.....	2003
	2	Tyjuan Hagler.....	2004
	2	Antwan Peek.....	2002

**BLOCKED KICKS**  
**CAREER RECORDS****Blocked Kicks (Since 2000)**

1.	7	Antwan Peek.....	2000-02
2.	5	Ethan Tucky.....	2018-20
3.	4	Connor Barwin.....	2005-08
4.	3	Wilson Huber.....	2018-22
5.	2	Deshawn Pace.....	2020-23
	2	Arquon Bush.....	2018-22
	2	Tyjuan Hagler.....	2001-04
	2	Mardy Gilyard.....	2005,07-09
	2	Andre Frazier.....	2000-04

**HURRIES**  
**SEASON RECORDS****Quarterback Hurries (Since 2000)**

1.	13	Myjai Sanders.....	2021
	13	Trevor Anderson.....	2006
	13	Trent Cole.....	2004
4.	12	Dan Giordano.....	2012
5.	11	Angelo Craig.....	2007

**HURRIES**  
**CAREER RECORDS****Quarterback Hurries (Since 2000)**

1.	26	Dan Giordano.....	2008-12
2.	25	Myjai Sanders.....	2018-21
3.	16	Silverberry Mouhon.....	2012-15
4.	15	Angelo Craig.....	2003-07
5.	14	Andre Frazier.....	2000-04



# DEFENSIVE RECORDS - INTERCEPTIONS AND SCORES

## INTERCEPTIONS GAME RECORDS

### Interceptions

1. 4 Bob Hynes vs. Ohio Northern..... 1923
2. 3 accomplished six times, last by D. Smith (2007)

### Interception Return Yards

1. 123 Shawn Ferguson vs. Memphis..... 1998
2. 96 Jocelyn Borgella vs. Rutgers ..... 1992
- 96 Bob Del Rosa vs. Oklahoma State ..... 1958
4. 88 Joe Morrison vs. Dayton ..... 1956
5. 87 Joe Morrison vs. Wichita State..... 1956

### Interception Returns for Touchdowns

1. 2 Shawn Ferguson vs. Memphis..... 1998
2. 1 accomplished 61 times, last by Bryant (2021)

## INTERCEPTIONS SEASON RECORDS

### Interceptions

1. 8 DeAngelo Smith ..... 2007
2. 6 seven times, last by Mike Mickens..... 2007

### Interception Return Yards

1. 175 Joe Morrison..... 1956
2. 171 Jocelyn Borgella ..... 1992
3. 159 John Mooth..... 1951
4. 158 Mike Mickens ..... 2008
5. 136 Mike Mickens ..... 2007

### Interception Returns for Touchdowns

1. 2 Ahmad Gardner..... 2019
- 2 Mike Mickens ..... 2007
- 2 Blue Adams..... 2002
- 2 Shawn Ferguson..... 1998
- 2 Joe Morrison..... 1956

## INTERCEPTIONS CAREER RECORDS

### Interceptions

1. 14 Mike Mickens ..... 2005-08
2. 12 DeAngelo Smith ..... 2005-08
- 12 Blue Adams..... 1998-2002
- 12 Jocelyn Borgella ..... 1990-93
5. 11 Ed Bolis..... 1970-72
6. 10 Ja'Von Hicks..... 2018-22
- 10 Coby Bryant ..... 2017-21

### Interception Return Yards

1. 296 Mike Mickens ..... 2005-08
2. 263 Jocelyn Borgella ..... 1990-93
- 263 Joe Morrison..... 1956-58
4. 254 Gene Gibson..... 1949-50
5. 222 Aaron Webster ..... 2006-09

### Interception Returns for Touchdowns

1. 3 Mike Mickens ..... 2005-08
- 3 Shawn Ferguson..... 1995-98
2. 2 four times, last by Ahmad Gardner ..... 2019-21

## PASSES BROKEN UP GAME RECORDS

### Most Pass Breakups (Since 2000)

1. 4 Justin Harris at Pitt..... 2023
- 4 Mike Mickens vs. Rutgers ..... 2006
- 4 Zach Norton vs. Louisville ..... 2001
- 4 Linden Stephens at Miami (OH)..... 2017
5. 3 Derrick Canteen vs. Pitt ..... 2024
- 3 Josh Minkins vs. Towson ..... 2024
- 3 Ja'Von Hicks at Tulsa ..... 2022
- 3 Coby Bryant at Notre Dame ..... 2021
- 3 Blue Adams at Temple ..... 2002
- 3 Coby Bryant at Temple..... 2018
- 3 Coby Bryant at ECU..... 2019
- 3 Zach Edwards vs. North Carolina ..... 2013
- 3 Ivan Fields vs. Houston ..... 2002
- 3 Tyrell Gilbert at Miami (OH) ..... 2018
- 3 Andre Jones vs. ECU..... 2014
- 3 Mike Mickens at Akron..... 2008
- 3 Mike Mickens vs. UConn ..... 2005
- 3 Mike Mickens vs. Louisville ..... 2005
- 3 Mike Mickens vs. Pittsburgh ..... 2006
- 3 Mike Mickens at Miami (OH)..... 2005
- 3 Haruki Nakamura vs. USF..... 2006
- 3 Zach Norton vs. UAB..... 2002
- 3 Antwan Peek at Tulane ..... 2000

## PASSES DEFENDED (PBU+INT) SEASON RECORDS

### Most Passes Defended (Since 2000)

1. 23 Blue Adams (17 PBU, 6 INT)..... 2002
2. 18 Mike Mickens (15 PBU, 3 INT)..... 2006
3. 16 Lavar Glover (15 PBU, 1 INT)..... 2001
- 16 Zach Norton (14 PBU, 2 INT)..... 2002
- 16 Deangelo Smith (8 PBU, 8 INT)..... 2007
6. 15 Mike Mickens (14 PBU, 1 INT)..... 2005
- 15 Daven Holly (9 PBU, 6 INT)..... 2003
8. 14 Coby Bryant (11 PBU, 3 INT)..... 2021
9. 13 Ivan Fields (10 PBU, 3 INT)..... 2002
- 13 Zach Norton (10 PBU, 3 INT)..... 2001
- 13 Mike Mickens (10 PBU, 3 INT)..... 2008

## PASSES DEFENDED (PBU+INT) CAREER RECORDS

### Most Passes Defended (Since 2000)

1. 58 Mike Mickens (45 Brup, 13 INT)..... 2005-08
2. 45 Coby Bryant (35 Brup, 10 INT)..... 2017-21
3. 41 Zach Norton (31 Brup, 10 INT)..... 2000-03
4. 34 Blue Adams (26 Brup, 8 INT)..... 2000-02
- 34 Zach Edwards (26 Brup, 8 INT)..... 2013-16
6. 32 Arquon Bush (23 Brup, 9 INT) ..... 2018-22
7. 30 Deangelo Smith (19 Brup, 11 INT)..... 2004-08
8. 29 Doug Monaghan (20 Brup, 9 INT)..... 2001-04
- 29 Deven Drane (21 Brup, 8 INT)..... 2010-13
10. 28 Drew Frey (20 Brup, 8 INT) ..... 2008-12
11. 27 Ahmad "Sauce" Gardner (18 Brup, 9 INT)..... 2019-21

## DEFENSIVE SCORES GAME RECORDS

### Fumble Return TDs - Defense (Since 2000)

1. 1 19 times, last by Dominique Perry ..... 2022

### Blocked PAT Return (Two Points) (Since 2000)

1. 1 Coby Bryant vs. Temple..... 2019
- 1 Daven Holly vs. Miami (OH)..... 2004

### Blocked FG Return TDs (Since 2000)

1. 1 Ahmad "Sauce" Gardner at ECU..... 2021

## DEFENSIVE SCORES SEASON RECORDS

### Fumble return TDs (Since 2000)

1. 2 Antwan Peek ..... 2002
2. 1 16 times, last by Jabari Taylor..... 2022

### Blocked PAT Return (Two Points) (Since 2000)

1. 1 Coby Bryant ..... 2019
- 1 Daven Holley..... 2004

## DEFENSIVE SCORES CAREER RECORDS

### Fumble return TDs (Since 2000)

1. 2 Antwan Peek..... 2000-02
- 2 Kevin McCullough..... 2005-06
3. 1 Dominique Perry..... 2020-23
- 1 Nick Temple..... 2011-14
- 1 Eric Wilson..... 2014-16
- 1 Fran Callicott..... 2002-03
- 1 JK Schaffer ..... 2008-11
- 1 Walter Stewart ..... 2009-12
- 1 Daven Holly..... 2000-04
- 1 Maalik Bomar..... 2009-12
- 1 Deven Drane ..... 2010-13
- 1 Ivan Fields..... 2000-02
- 1 Angelo Craig..... 2003-07
- 1 Tyjuan Hagler ..... 2001-04
- 1 Carter Jacobs ..... 2014-17
- 1 Kimoni Fitz..... 2014-18
- 1 Terrell Hartsfield ..... 2013-14

### Blocked PAT Return (Two Points) (Since 2000)

1. 1 Coby Bryant ..... 2017-21
- 1 Daven Holley..... 2001-04

### Blocked FG Return TDs (Since 2000)

1. 1 Ahmad "Sauce" Gardner at ECU..... 2019-21

# SINGLE GAME TEAM RECORDS

## Most Points

1.	124	Transylvania .....	1912
2.	115	Kentucky Wesleyan.....	1921
3.	72	Austin Peay.....	2011
4.	70	<b>Northwestern State .....</b>	<b>2025</b>
	70	Southeast Missouri State.....	2009
6.	69	Rutgers.....	2010
	69	Case-Western Reserve .....	1923
8.	67	Virginia Military Institute .....	1953
	67	Baltimore.....	1935
10.	66	EKU.....	2023
	66	Northwestern State.....	2013
	66	Case-Western Reserve.....	1953
13.	63	Kennesaw State.....	2022
	63	Alabama A&M.....	2018
	63	Louisiana-Monroe.....	1977

## Most Touchdowns

1.	14	Transylvania .....	1912
2.	10	Five Times, most recently NWST 2025	

## Most Rushing Attempts

1.	83	Louisiana-Monroe.....	1977
2.	82	Miami (OH).....	1996
3.	77	Miami (OH).....	1951
4.	74	North Texas State.....	1970
5.	73	Miami (OH).....	1970

## Most Rushing Yards

1.	464	Case-Western Reserve.....	1953
	464	Virginia Military Institute.....	1953
3.	422	Kansas State.....	1966
4.	421	Marshall.....	1946
5.	419	Xavier.....	1970
6.	409	Alabama A&M.....	2018
	405	Miami (OH).....	1996
7.	402	North Texas State.....	1970
8.	389	Xavier.....	1946
9.	387	Austin Peay.....	2011
10.	383	South Dakota.....	1965

## Most Rushing Touchdowns

1.	14	Transylvania .....	1912
2.	10	Case-Western Reserve.....	1953
	10	Virginia Military Institute.....	1953

## Most Passing Attempts

1.	64	@ Memphis.....	2015
2.	61	USF.....	2010
3.	60	@ Miami (Fla.).....	2014
4.	59	Southern Miss.....	1999
5.	57	Ohio.....	1968

## Most Passes Completed

1.	38	@ Memphis.....	2015
	36	Ohio.....	1968
3.	35	Southern Miss.....	1999
4.	34	USF.....	2010
5.	33	@ SMU.....	2018

## Most Passing Yards

1.	620	@ Memphis.....	2015
2.	584	Ohio.....	1968
3.	512	USF.....	2010
4.	507	@ Rutgers.....	2013
5.	480	UConn.....	2009
6.	438	EKU.....	2023
7.	436	ECU.....	2014
	436	Toledo.....	2014
	436	Louisville.....	1968
10.	431	Syracuse.....	2007

## Most Interceptions Thrown

1.	6	Xavier.....	1972
2.	5	North Texas.....	2002
	5	Toledo.....	1995
	5	Houston.....	1968
	5	North Texas.....	1967
	5	Xavier.....	1955
	5	Xavier.....	1951

## Most Touchdown Passes

1.	7	<b>Northwestern State .....</b>	<b>2025</b>
2.	6	EKU.....	2023
	6	UCF.....	2015
	6	Toledo.....	2014
	6	@ Rutgers.....	2013
	6	Illinois.....	2009
7.	5	SMU.....	2021
	5	ECU.....	2018
	5	UConn.....	2013
	5	Northwestern State.....	2013
	5	@ Louisville.....	2010
	5	@ Rutgers.....	2009
	5	Southern Miss.....	2004

## Most Offensive Plays

1.	100	@ Memphis.....	2015
2.	99	Miami (OH).....	1996
3.	96	Southern Miss.....	1999
4.	95	ECU.....	1998
5.	94	@ Miami (OH).....	2015
	94	Tulsa.....	1978

## Most Yards Total Offense

1.	752	@ Memphis.....	2015
2.	741	Alabama A&M.....	2018
3.	726	UCF.....	2015
4.	711	UConn.....	2009
5.	684	Ohio.....	1968
6.	669	Northwestern State.....	2013
7.	667	EKU.....	2023
8.	661	Rutgers.....	2010
9.	659	@ UConn.....	2018
10.	658	Towson.....	2024

## Most First Downs

1.	38	Alabama A&M.....	2018
	38	@ Memphis.....	2015
3.	36	Ohio.....	1968
4.	34	Temple.....	2015
	34	Alabama A&M.....	2015

## Most Fumbles

1.	15	Louisville.....	1970
2.	9	North Texas State.....	1968
3.	8	Wichita State.....	1960

## Most Fumbles Lost

1.	7	Virginia Military Institute.....	1951
2.	6	Louisville.....	1970
	6	Hardin-Simmons.....	1955

## Most Turnovers

1.	9	Xavier.....	1955
	9	Hardin-Simmons.....	1955
	9	Virginia Military Institute.....	1951
4.	8	Houston.....	1968
	8	Western Michigan.....	1949

## Most Penalties

1.	18	Kansas State.....	1951
2.	15	Xavier.....	1958
3.	14	at Hawai'i.....	2002
	14	Louisville.....	1968

## Most Penalty Yards

1.	176	Louisville.....	1968
2.	170	Kentucky.....	1945
3.	161	Dayton.....	1957
4.	159	ECU.....	2020
	142	Toledo.....	1953
5.	140	Kansas State.....	1951

## Most Punts

1.	13	Pittsburgh.....	1981
	13	Mississippi State.....	1948
3.	12	Louisville.....	1996
	12	Virginia Tech.....	1995
5.	11	Boston College.....	1997
	11	Central Michigan.....	1990
	11	North Texas State.....	1970
	11	Tulsa.....	1958
	11	Mississippi State.....	1949

## Most Punting Yards

1.	510	Louisville.....	1996
2.	502	Arizona State.....	1976
3.	475	Mississippi State.....	1948
4.	460	North Texas State.....	1968
5.	456	Boston College.....	1997
6.	452	Virginia Tech.....	1995
7.	451	Central Michigan.....	1990
8.	425	West Virginia.....	2003
9.	418	Rutgers.....	2008
10.	407	Iowa.....	1990

## Most Punt Return Yards

1.	177	Ohio.....	1949
2.	156	Western Reserve.....	1951
3.	150	Western Michigan.....	1950
4.	122	Louisville.....	1997
5.	116	UTEP.....	1950

## Most Kickoff Return Yards

1.	295	Memphis.....	1971
2.	278	at Pittsburgh.....	2009
3.	265	at Oklahoma.....	2008
4.	226	Florida.....	2010
	219	Hardin-Simmons.....	1955

## Fewest Rushing Attempts

1.	15	Illinois.....	2009
2.	16	at West Virginia.....	2010
	16	Fresno State.....	2009
4.	19	Ohio State.....	2014
	19	at UConn.....	2008
	19	Miami (OH).....	1968
7.	18	at Houston.....	2015
	18	at Pittsburgh.....	2009

## Fewest Rushing Yards

1.	-23	Rutgers.....	2005
2.	-20	Northwestern State.....	1977

## Fewest Passes Completed

1.	0	Dayton.....	1970
2.	1	Wichita State.....	1965
	1	South Dakota.....	1965
	1	Wichita State.....	1962
	1	Tulsa.....	1959

## Fewest Passing Yards

1.	0	Dayton.....	1970
2.	6	Wichita State.....	1965
3.	8	South Dakota.....	1965
4.	11	Wichita State.....	1962
5.	14	Ohio.....	1970

## Fewest Yards Total Offense

1.	46	North Texas.....	1959
2.	48	Central Michigan.....	1989
3.	69	Iowa.....	1990
4.	97	Houston.....	1957
5.	100	Tulsa.....	1958

## Fewest First Downs

1.	3	West Virginia.....	1989
2.	5	Pacific.....	1949
3.	6	Tulsa.....	1958
	6	Xavier.....	1956
	6	@ Navy.....	1956

## Fewest Penalties

1.	1	Houston.....	2014
	1	Rutgers.....	1994
	1	Louisville.....	1966
	1	Memphis.....	1966
	1	Army.....	1963
	1	Hawai'i.....	1954

## Fewest Yards Penalized

1.	4	Memphis.....	1966
2.	5	Army.....	1963
3.	10	Houston.....	2014
	10	Temple.....	2003
	10	Rutgers.....	1994
5.	12	Wichita State.....	1965
6.	13	South Dakota.....	1965

## Fewest Punts

1.	0	UCF.....	2015
	0	Miami (OH).....	2008
	0	Memphis.....	1998
	0	Miami (OH).....	1954
3.	1	Eight Times	
		Last at Texas Tech.....	2024

# OPPONENT SINGLE GAME TEAM RECORDS & OVERTIME RESULTS

## Fewest Rushing Attempts

1.	17	Dayton	1961
2.	18	@ East Carolina	2015
3.	19	Miami (OH)	2012
	19	Xavier	1954
	19	Akron	2006

## Fewest Rushing Yards

1.	-46	Kansas	1997
2.	-37	Wichita State	1974
3.	-22	NC State	2011
4.	-20	Northwestern State	1977
5.	-19	Louisiana-Monroe	1996
6.	-17	Louisville	1968
7.	-16	Louisiana-Lafayette	1975
8.	-15	Syracuse	2007
9.	-14	Louisville	1981
	-14	Wichita State	1965

## Fewest Passing Attempts

1.	1	Boston College	1964
2.	2	Louisville	1953
3.	3	Miami (OH)	1971
	3	Wichita State	1955
	3	Miami (OH)	1957

## Fewest Pass Completions

1.	0	vs. Louisville	1974
	0	vs. Ohio	1973
	0	vs. Boston College	1964
	0	vs. Indiana	1963
	0	vs. Ohio	1949

## Fewest Passing Yards

1.	-1	Xavier	1971
2.	0	Louisville	1974
	0	Ohio	1973
	0	Boston College	1964
	0	Indiana	1963
	0	Ohio	1949

## Fewest Yards Total Offense

1.	18	Louisiana-Lafayette	1973
2.	22	Ohio	1950
3.	32	Xavier	1954
4.	53	Kansas	1997
5.	70	Louisville	1976

## Most Points

1.	81	Penn State	1991
2.	71	Houston	1968
	71	Ohio Wesleyan	1928
4.	70	Louisville	2004
	70	Florida State	1990
6.	69	West Virginia	1989

## Most Rushing Attempts

1.	86	West Virginia	1969
2.	79	Houston	1974
	79	Miami (OH)	1972
4.	76	Miami (OH)	1967
5.	74	Miami (OH)	1968

## Most Rushing Yards

1.	569	@ Navy	2017
2.	539	Northern Illinois	1989
3.	500	ECU	1987
4.	484	Penn State	1991
5.	483	West Virginia	1969

## Most Passing Yards

1.	535	@ ECU	2019
2.	482	vs. Florida	2010
3.	464	@ ECU	2017
4.	460	Louisville	1998
5.	451	Tulsa	1965

## Most Passing Attempts

1.	67	Louisville	1997
2.	66	Indiana	2022
	66	Houston	1993
4.	62	ECU	2014
	62	ECU	1997

## Most Pass Completions

1.	38	Duke	2012
2.	37	ECU	1997
3.	36	Oklahoma	2010
	36	Houston	1992
5.	35	ECU	2014
6.	34	@ ECU	2015
	34	@ Tennessee	2011

## Most Yards Total

1.	742	Louisville	1998
2.	710	@ Ohio State	2014
	706	Penn State	1991
4.	696	Houston	1968
5.	662	Iowa	1990

## Most Passes Intercepted

1.	7	Kansas State	1951
2.	6	Oregon State	2007
	6	North Texas	1966
	6	UTEP	1951
	6	Mississippi State	1949

## Most Interception Return Yards

1.	162	Dayton	1956
2.	138	UTEP	1951
3.	123	Memphis	1998
4.	117	Memphis	1995
5.	110	Oregon State	2007

## Most Turnovers Forced

1.	8	Rice	1974
2.	7	Oregon State	2007
	7	Memphis	2000
	7	ECU	1990
	7	Rutgers	1983

## OVERTIME RECORDS

YEAR	OPPONENT	W/L	LENGTH	REGULATION	FINAL
1996	Miami (OH)	W	3OT	17-17	30-23
1997	at Houston *	L	2OT	31-31	41-38
	at Miami (OH)	W	2OT	24-24	34-31
1999	UAB *	L	OT	21-21	24-21
2000	at Wisconsin	L	OT	22-22	28-25
	at Memphis *	W	OT	10-10	13-10
2002	TCU *	W	OT	29-29	36-29
2003	Temple	W	3OT	24-24	30-24
	at USF *	L	2OT	10-10	24-17
2008	at No. 20 West Virginia *	W	OT	20-20	26-23
2012	at No. 16/14 Louisville *	L	OT	31-31	34-31
2013	No. 19/16 Louisville *	L	OT	24-24	31-24
2016	at Tulsa *	L	OT	34-34	40-37
2017	SMU *	L	OT	28-28	31-28
2018	at Temple *	L	OT	17-17	24-17
	at SMU *	W	OT	20-20	26-20
2023	Miami (OH)	L	OT	24-24	31-24

\* - Conference Game

## CINCINNATI'S RECORD WHEN ...

All Overtime Games	7-10
One Overtime:	4-8
Two Overtimes:	1-2
Three Overtimes:	2-0
Overtime at Home	3-4
Overtime on the Road	4-6
Overtime Conference Games	4-8
Overtime Non-Conference Games	3-2
Overtime Coin Toss	9-8

## POSSESSION RESULT

	CINCINNATI	OPP.
Touchdowns	8	8
Field Goals	6	7
Missed Field Goals	0	3
Turnovers	6	5