



THE SPACE GAME + GAME 9 + FRIDAY, NOVEMBER 7, 2025 + 8 P.M.

UCF CITRONAUTS



HOUSTON COUGARS

Head Coach Scott Frost
Alma Mater Nebraska, 1997
At UCF (3rd Season) 23-11
Career (8th Season) 39-42
Last Game Nov. 1 at Baylor
..... Loss, 30-3
UCF vs. Opp. 8-3
Frost vs. Opp. 0-1



4-4 (1-4 Big 12)



7-2 (4-2 Big 12)

Head Coach Willie Fritz
Alma Mater Pittsburg St., 1983
At Houston (2nd Season) 11-10
Career (29th Season) 219-126
Last Game Nov. 1 vs. West Virginia
..... Loss, 45-35
Houston vs. Opp. 3-8
Fritz vs. Opp. 1-5

Orlando, Fla.

Acisure Bounce House (44,206)

LAUNCH SEQUENCE INITIATED - 9 FACTS FOR MISSION IX

9 SEEKING TO CONTINUE SPACE GAME PERFECTION

- ✦ The UCF Space Game has been played annually since the 2017 season; the Knights are 8-0 all-time in space games after a 56-12 victory against Arizona on Nov. 2, 2024
- ✦ The game recognizes the University of Central Florida's roots, founded as Florida Technological University in 1963 with the mission of providing personnel to support the growing U.S. space program at the Kennedy Space Center and Cape Canaveral Air Force Station. As the academic scope expanded beyond its original focus on engineering and technology, the school was renamed the University of Central Florida in 1978.
- ✦ This year's Space Game theme is Mission IX: Hyperspace with the tagline Citius Est Futurum, meaning the future is faster. The UCF HyperSpace Center, in partnership with the U.S. Air Force, stands on the forefront of hypersonics and space propulsion research. This technology allows for air travel at speeds of Mach 6 to 17, meaning six to 17 times the speed of sound, or more than 4,600 to 13,000 mph; it means going from New York to London in less than 15 minutes. Far beyond science fiction, a team of 40 UCF undergraduates and 25 graduate students, led by Professor Kareem Ahmed, are turning theory into reality. Hypersonic technology holds promise for opening up the boundaries of space exploration, changing our perceptions of the impossible.
- ✦ The Knights, better known as the Citronauts during the Space Game, are averaging 50.6 points per game in Space Games, while opponents have been held to 19.9 ppg
- ✦ More on the history of the Space Game can be found on page five

8 LAWRENCE CLIMBING SACK LEADERBOARD

- ✦ UCF edge rusher Malachi Lawrence has earned 19 career sacks, propelling himself into the top 10 of active leaders in the FBS and all-time at UCF
- ✦ Lawrence sits at No. 9 among active FBS players in career sacks and is second among active players in the Big 12 Conference
- ✦ Lawrence sits in a tie at No. 10 all-time in career sacks at UCF, tying Keenan Wimbley (1984-87) and sits 1.5 behind ninth place (Emil Ekiyor, 20.5, 1992-95)
- ✦ Lawrence has recorded back-to-back games with 2.0 sacks. He has tallied 6.0 on the season and is 1.5 away from tying his career high of 7.5 during 2023.

7 NO FLY ZONE

- ✦ The Knights have the 11th-ranked passing defense in the country, surrendering just 161.4 passing yards per game thus far
- ✦ UCF has allowed the third-fewest passing plays of 20+ yards in the Big 12, surrendering just 17. Arizona and Utah have allowed the fewest at 15 while UCF is tied for third with BYU. Additionally, UCF has allowed the second-fewest 20+ yard plays of any variety in the Big 12 with 22 and is tied for the ninth-lowest in the FBS.
- ✦ The UCF defense held Kansas quarterback Jalon Daniels to no passing touchdowns for the first time this season (as of Oct. 4), he entered the contest vs. the Knights as the nation's fifth-most efficient passer
- ✦ UCF held West Virginia to just 79 passing yards, tied for the 17th fewest surrendered in UCF's FBS history. Earlier this year, UCF limited N.C. A&T to 40 passing yards, the fourth fewest allowed during UCF's FBS era.

6 FIRST QUARTER LOCKDOWN

- ✦ Entering the Baylor game, UCF had surrendered just seven points in the first quarter during the season. The Bears put up 14 in the first against the Knights, and now UCF sits ranked 16th in the nation in first quarter points allowed as opposed to third entering November.
- ✦ UCF and Pitt were the only two FBS programs to hold its opponents scoreless in the first quarter through the first six weeks of 2025. Both teams saw that streak snapped in week seven, each giving up a TD in the first quarter.
- ✦ UCF didn't allow a first-quarter score through the first five games of 2025 and didn't allow a touchdown in the first half of the first three games of the season

5 SAVING THE BEST FOR LAST

- ✦ The Knights have been sharp on defense in the fourth quarter, surrendering the 12th fewest points per game in the fourth this season with 33 total
- ✦ What's been more impressive is the amount of yards surrendered in the fourth quarter during Big 12 conference play:
 - ✦ Nov. 1 at BU - 64 yards, 4 first downs, 16 plays, 7 points
 - ✦ Oct. 18 vs. WVU - 7 yards, 0 first downs, 14 plays, 6 points
 - ✦ Oct. 11 at CIN - 17 yards, 1 first down, 9 plays, 3 points
 - ✦ Oct. 4 vs. KU - 12 yards, 0 first downs, 9 plays, 0 points
 - ✦ Sep. 27 at KSU - 30 yards, 2 first downs, 17 plays, 3 points

4 BIG GAIN RUNNING GAME

- ✦ Nixon has four runs of 50+ yards this season, all of them for touchdowns. Two of his long runs came in UCF's 68-7 victory over N.C. A&T, ripping off 87- and 66-yard touchdown runs. His third came at Kansas State, a 54-yard touchdown, making way for his 83-yard score against West Virginia.
- ✦ UCF is one of two Big 12 teams (Utah) to boast four different players with 100+ yard rushing outings. Jaden Nixon, Myles Montgomery, Jacurri Brown and Cam Fancher have all earned 100+ rushing yards in a game this season.
- ✦ Additionally, Montgomery earned two long runs at Kansas State, scampering for 45 yards, his longest rush as a Knight, and later running for 44 yards for his highest career rushing total of 119 yards on 10 carries

3 HIGH-SCORING HOMECOMING VICTORY

- ✦ UCF scored its most points in a Homecoming game since 2020 in a 45-13 thumping of West Virginia, snapping a two-game Homecoming losing skid
- ✦ The Knights have won seven of their last nine, as well as 13 of their last 17 Homecoming games
- ✦ Chris Domercant caught his first two touchdowns at the FBS level, both in the first quarter, becoming the first Knight to snag two touchdowns in a single quarter since Oct. 13, 2022 when Ryan O'Keefe did so in a 70-13 win vs. Temple
- ✦ Jaden Nixon tallied another 100-yard rushing game, his second of the year and added another two touchdowns, his sixth of the season and 20th career
- ✦ With the final score, UCF has posted 30+ points for the third time this season. As of Nov. 1, UCF has scored 30+ points in 21 of Scott Frost's 34 games leading UCF (more on this in "feeling trendy" later in notes on page four)

2 DEFENSE CLOGS COUNTRY ROADS WITH 8 SACKS

- ✦ UCF's defense compiled eight sacks in the 45-13 win over West Virginia, the most sacks for the Knights in a single game since Oct. 14, 2000 vs. Eastern Kentucky when the Black and Gold earned nine. The nine stand as the most in UCF's FBS history and the eight earned against the Mountaineers was one of just four times earning seven or more sacks since 1996 and becoming FBS.
- ✦ The Knights are one of six teams to record eight or more sacks in a game in the FBS this season and were one behind tying the top spot
- ✦ On top of his 1.5 sacks, Nyjalik Kelly forced a fumble which was returned for a touchdown for 32 yards by Keli Lawson. It was the second forced fumble of the season for Kelly, the other also was returned for a TD vs. N.C. A&T.
- ✦ The defensive line accounted for seven of the eight sacks, including 5.5 from the starters up front, earning the honor of Big 12 Defensive Line of the Week
- ✦ Malachi Lawrence earned 2.0 sacks, the first player to do so in a game in 2025

1 LONG SCORING DRIVES

- ✦ UCF had two scoring drives of 90+ yards in the win over West Virginia, matching the two collected over the course of the season, now sitting at four
- ✦ Prior to the West Virginia win, the last time UCF had two or more 90+ yard touchdown drives in a single game was Oct. 19, 2019 against East Carolina
- ✦ Additionally, the Knights earned three scoring drives of 75+ yards against the Mountaineers, bringing the total to of 75+ scoring drives to 12 this season
- ✦ The dozen drives of 75+ yards make up 34.3% of all UCF's scoring drives this season with 35 total scoring drives

BY THE NUMBERS

50.6

UCF has averaged 50.6 points per game in the eight Space Games in program history, while limiting opponents to just 19.9 points per contest. The highest amount of points UCF has scored in a Space Game is 70 (more on page five)

19

Malachi Lawrence's 19 career sacks are the most by a Knight since Tre'mon Morris-Brash's 26 from 2019-23. Lawrence sits in a tie of 10th place on UCF's all-time sacks list, needing two more sacks to jump into sole possession of ninth place.

BROADCAST INFORMATION

TV



Play-by-Play: Dan Hellige
Analyst: Petros Papadakis

RADIO

Station: FM 96.9 / AM 740 The Game
Play-by-Play: Marc Daniels
Analyst: Gary Parris
Sideline: Scott Adams

SPANISH RADIO

Location: YouTube.com/UCFKnights
Play-by-Play: Carlos Bohorquez
Analyst: Sergio Ruiz Torres

2025 SCHEDULE

Overall: 4-4 + Conference: 1-4

Home: 4-1 + Away: 0-3 + vs. Top 25: 0-0

Aug. 28	Jacksonville State	ESPN+	W, 17-10
Sep. 6	North Carolina A&T	ESPN+	W, 68-7
BYE WEEK			
Sep. 20	North Carolina	FOX	W, 34-9
Sep. 27	at Kansas State*	FS1	L, 34-20
Oct. 4	Kansas*	ESPN2	L, 27-20
Oct. 11	at Cincinnati*	FS1	L, 20-11
Oct. 18	West Virginia*	TNT	W, 45-13
BYE WEEK			
Nov. 1	at Baylor*	ESPNU	L, 30-3
Nov. 7	Houston*	FS1	8 p.m.
Nov. 15	at #9/9 Texas Tech*	FOX	3:30 p.m.
Nov. 22	Oklahoma State*	TBD	-
Nov. 29	at #8/8 BYU*	TBD	-

* - Big 12 Conference game
Home games are in **bold**
Rankings listed are AP/Coaches polls, receiving votes not displayed
All times Eastern

A WIN WOULD...

- ✦ Be better than a loss
- ✦ Make UCF a perfect 9-0 in Space Games
- ✦ Make UCF a perfect 2-0 in Space Games vs. Houston
- ✦ Give UCF more wins than last season
- ✦ Be the 40th win of Scott Frost's career

IT'S UCF, NOT CENTRAL FLORIDA

Please refer to the University of Central Florida as "UCF," not "Central Florida," on all references. Also, we are not the "Golden Knights," instead, we are simply known as the "Knights."

SOCIAL KNIGHTS

✕ Twitter/X @UCF_Football
📷 Instagram @UCFFootball
📘 Facebook /UCFFootball
📺 YouTube @UCFKnights
🐦 UCF Athletics (Twitter/X) @UCFKnights
🌐 Website www.ucfknights.com

REMEMBERING COACH CLARK



more on page 8

QUICK FACTS

GENERAL INFORMATION

School	University of Central Florida
City, State, Zip	Orlando, Fla., 32816
Founded	1963
Enrollment	68,442
Nickname	Knights
School Colors	Black and Gold
Stadium	Acrisure Bounce House
Capacity	44,206
Surface	TifTuf Bermudagrass
Affiliation/Conference	NCAA DI - FBS/Big 12
University President	Alexander N. Cartwright
Director of Athletics	Terry Mohajir
Ticket Office Phone	407-UCF-1000

STRATEGIC COMMUNICATIONS

Assistant AD, Primary Football SID	Ken Landis
Email	klandis@athletics.ucf.edu
Cell	(954) 531-4322
Senior Associate AD	Adam Widman
Email	awidman@athletics.ucf.edu
Cell	(614) 572-6903
Press Box Phone	(954) 531-4322
Website	UCFKnights.com
Twitter/X	@UCF_Football
Facebook	/UCFFootball
Instagram	UCF.Football

UCF FOOTBALL STAFF

Head Coach	Scott Frost
Offensive Coordinator	Steve Cooper
Defensive Coordinator	Alex Grinch
Special Teams Coordinator	Pete Alamar
Associate Head Coach/WRs	Sean Beckton Sr.
Defensive Run Game Coordinator/Edges	Mike Dawson
Defensive Tackles	Kenny Martin
Offensive Line	
Defensive Backs	Brandon Harris
Running Backs	Jimmy Beal
Linebackers	Mark D'Onofrio
Quarterbacks	McKenzie Milton
Senior Offensive Analyst	Austin Herink
Senior Defensive Analyst	Travis Fisher
Defensive Analyst	Demeitre Brim
Defensive Analyst	Drico Johnson
Offensive Analyst	Jordan Johnson
Offensive Quality Control	Alex Ward
Defensive Quality Control	Pete Haffner
Defensive Quality Control	Jihad Woods
Special Teams Quality Control	Geron Hargon
Director of Sports Performance, Football	Zach Duval
Associate Director of Sports Performance, Football	Andrew Strop
Associate Director of Sports Performance, Football	Sean Beckton Jr.
Chief of Staff	Andrew Sims
General Manager of Football Player	Trent Mossbrucker
Personnel, Acquisitions and Roster Management	
Associate Athletics Director /	Brian Lund
Head Football Athletic Trainer, Sports Medicine	

FOOTBALL INFORMATION

Bowl Seasons	2005, 2007, 2009, 2010, 2012, 2013, 2014, 2016, 2017, 2018, 2019, 2020, 2021, 2022, 2023
First Year of Football	1979
First Year of FBS Football	1996
All-Time Record	303-245-1 (.553)
FBS Record (Since 1996)	206-159 (.564)
Record at Acrisure Bounce House	89-31 (.742)

GAME WEEK MEDIA SCHEDULE

Monday

Noon (ESPN+)
Weekly Press
Conference with Coach Frost and select players in media room

Tuesday

Wednesday

6 p.m.
UCF Knight Talk radio show with Marc Daniels at Miller's Ale House in Waterford Lakes on FM 96.9 The Game

Thursday

Friday

8 p.m.
UCF vs. Houston
FS1
Postgame
Coach Frost, select players in media room

Saturday

MEDIA INFORMATION

Credentials

All credential requests can be made online at ucfknights.com/FBCredentialsUCF25

Credentials can be picked up on gameday at media will call, located between gates 16 and 17.

Photo & Video

Credentials for sideline photographers will be issued on the basis of circulation, with priority granted to agencies covering the participating schools on a regular basis.

Weekly Press Conference

The UCF football team will hold a Monday press conference with head coach Scott Frost and two players each week at noon in the Steve and Brenda Sloan Media Room at Acrisure Bounce House. It will be streamed on ESPN+.

Postgame Interviews

Coach Frost and selected student-athletes will meet the media following the game in the Steve and Brenda Sloan media room for home games and will use a designated location for road games. UCF's locker room is closed to the media.

Interview Policy

All interviews must be coordinated through the UCF Athletics strategic communications office. Please do not attempt to contact players, coaches or other team personnel directly by any means of communication, including personal phone numbers, email and social media accounts.

Closed Practices

Practices are not open to the media during the season.

Collegepressbox.com

Collegepressbox is the official media website for Division I football. Access and download game notes, quotes, statistics, record books, headshots, logos and more for all FBS schools, conferences, postseason games, awards and the College Football Playoff. For access, please register for an account at collegepressbox.com/register. And please follow us on social media.

UCF Football on the Radio

Longtime UCF radio play-by-play veteran Marc Daniels is in his 31st season in that role in 2025. He's also UCF's director of broadcasting. Analyst Gary Parris (a former Florida State player) is in his 30th season in that position. They are joined by Scott Adams (pregame host and sideline reporter—in his 24th season) and Frank Louvre (engineer, in his 34th season).

Pregame coverage begins two hours before kickoff and features a preview of the game with interviews from UCF players and coaches—including coach Scott Frost and athletics director Terry Mohajir. All games and radio shows can be heard on 96.9FM/740AM—and UCF fans can access all broadcasts from anywhere with the iHeart app (search for 96.9 The Game).

NATIONAL RANKINGS

Associated Press

Week 11 (Nov. 2)

Rank	School (1st)	Record	Points
1	Ohio State (54)	8-0	1633
2	Indiana (11)	9-0	1591
3	Texas A&M (1)	8-0	1523
4	Alabama	7-1	1447
5	Georgia	7-1	1364
6	Oregon	7-1	1293
7	Ole Miss	8-1	1263
8	BYU	8-0	1207
9	Texas Tech	8-1	1091
10	Notre Dame	6-2	1071
11	Oklahoma	7-2	850
12	Virginia	8-1	838
13	Texas	7-2	835
14	Louisville	7-1	827
15	Vanderbilt	7-2	698
16	Georgia Tech	8-1	667
17	Utah	7-2	560
18	Miami (FL)	6-2	558
19	Missouri	6-2	491
20	USC	6-2	453
21	Michigan	7-2	344
22	Memphis	8-1	224
23	Tennessee	6-3	171
24	Washington	6-2	110
25	Cincinnati	7-2	77

Receiving Votes

Iowa 71; James Madison 53; Pittsburgh 35; San Diego St. 30; North Texas 27; South Florida 23; SMU 7; **Houston 6**; Illinois 4; LSU 4; Arizona St. 4

Coaches

Week 11 (Nov. 2)

Rank	School (1st)	Record	Points
1	Ohio State (60)	8-0	1596
2	Indiana (1)	9-0	1525
3	Texas A&M (3)	8-0	1479
4	Alabama	7-1	1385
5	Georgia	7-1	1335
6	Oregon	7-1	1284
7	Ole Miss	8-1	1213
8	BYU	8-0	1157
9	Texas Tech	8-1	1028
10	Notre Dame	6-2	992
11	Virginia	8-1	852
12	Oklahoma	7-2	806
13	Texas	7-2	788
14	Georgia Tech	8-1	740
15	Louisville	7-1	734
16	Vanderbilt	7-2	610
17	Missouri	6-2	501
18	Miami (FL)	6-2	487
19	Utah	7-2	476
20	Michigan	7-2	468
21	USC	6-2	291
22	Tennessee	6-3	243
23	Memphis	8-1	242
24	Iowa	6-2	128
25	Cincinnati	7-2	109

Receiving Votes

Washington 82; North Texas 60; James Madison 44; San Diego State 30; Pittsburgh 29; South Florida 21; **Houston 18**; Navy 16; TCU 12; Illinois 8; SMU 6; Arizona State 2; Tulane 1; Minnesota 1; LSU 1

College Football Playoff

Debuting on Nov. 4

Rank	School (1st)	Points	Record
1			
2			
3			
4			
5			
6			
7			
8			
9			
10			
11			
12			
13			
14			
15			
16			
17			
18			
19			
20			
21			
22			
23			
24			
25			

* UCF opponents listed in bold italics.





OPPONENT BREAKDOWN

HOUSTON
COUGARS2025: 7-2 (4-2 BIG 12)
2024: 4-8 (3-6 BIG 12)

Willie Fritz

Head Coach - Second Season at Houston
at Houston: 11-10
Career: 219-126

STATISTICAL LEADERS

PASSING	Cmp	Att	Int	Pct	Yds	TD	YPG
Conner Weigman	148	228	4	64.91%	1890	16	210.0

RUSHING	Att	Net	Avg	TD	Lg	YPG
Dean Connors	148	657	4.4	4	54	73.0
Conner Weigman	99	327	3.3	9	50	36.3
Stacy Sneed	33	130	3.9	0	16	21.67

RECEIVING	No	Yds	Avg	TD	Long	YPG
Amare Thomas	40	634	15.85	7	64	70.44
Tanner Koziol	48	504	10.5	5	50	56.0
Stephon Johnson	13	275	21.15	2	74	45.83

DEFENSE	Solo	Ast	Total	TFL-Yds	Sacks-Yds	INT
Jalen Garner	28	30	58	2.5-17	2.0-17	0
Carlos Allen Jr.	24	33	57	5.5-18	1.0-5	0
Eddie Walls III	25	19	44	8.5-37	5.5-30	0

LAST TIME AGAINST HOUSTON

2023

HOUSTON	10	0	0	3	-	13
UCF	6	7	14	0	-	27

Nov. 25 | Acrisure Bounce House | Orlando, Fla. | Noon | Attendance: 43,610

Scoring Summary

Team	Qtr.	Time	Play	Drive	HOU	UCF
HOU	1st	10:34	#12 S.Johnson Jr. 16 yd pass from #1 D.Smith (#41 J.Martin kick)	8-75, 04:26	7	0
UCF	1st	05:31	#10 J.Plumlee 8 yd rush (#35 C.Boomer kick missed)	13-94, 04:58	7	6
HOU	1st	01:56	#41 J.Martin 32 yd FG	8-60, 03:35	10	6
UCF	2nd	12:58	#3 X.Townsend 28 yd pass from #10 J.Plumlee (#35 C.Boomer kick)	8-75, 05:58	10	13
UCF	3rd	14:07	#7 R.Harvey 21 yd rush (#35 C.Boomer kick)	3-81, 00:53	10	20
UCF	3rd	09:04	#7 R.Harvey 2 yd rush (#35 C.Boomer kick)	7-52, 02:52	10	27
HOU	4th	10:08	#41 J.Martin 34 yd FG	11-34, 07:22	13	27

UCF Stat Leaders

Rushing	Att.	Yds.	TD	Lg.	Avg.
RJ Harvey	21	136	2	32	6.5
John Rhys Plumlee	15	58	1	24	3.9
Johnny Richardson	3	15	0	9	5.0
Mark-Antony Richards	2	13	0	11	6.5
Xavier Townsend	2	1	0	2	0.5
Passing	C-A-I	Yds.	TD	Lg.	Sack
John Rhys Plumlee	23-27-0	253	1	57	3
Receiving	Rec.	Yds.	TD	Lg.	
Kobe Hudson	9	98	0	23	
Alec Holler	5	44	0	22	
Xavier Townsend	5	42	1	28	
Javon Baker	2	59	0	57	
Randy Pittman Jr.	1	6	0	6	

Houston Stat Leaders

Rushing	Att.	Yds.	TD	Lg.	Avg.
Stacy Sneed	3	33	0	17	11.0
Donovan Smith	14	24	0	15	1.7
Tony Mathis Jr.	6	20	0	12	3.3
Stephon Johnson Jr.	1	13	0	13	13.0
Parker Jenkins	5	8	0	4	1.6
Ui Ale	2	-4	0	1	-2.0
Passing	C-A-I	Yds.	TD	Lg.	Sack
Donovan Smith	12-20-1	161	1	30	3
Ui Ale	1-1-0	4	0	4	1
Receiving	Rec.	Yds.	TD	Lg.	
Stephon Johnson Jr.	6	69	1	16	
Joseph Manjack IV	4	74	0	30	
Parker Jenkins	2	10	0	6	
Joshua Cobbs	1	12	0	12	

ON THIS DATE

NOVEMBER

7

Record 3-3
Streak L3
Last Time 2015
45-30 Loss at Tulsa

All-Time Games on November 7

Year	H/A	Opponent	W/L	Score
1981	H	Hampden-Sydney	W	17-0
1987	H	Liberty	W	42-21
1992	H	Buffalo	W	63-21
1998	A	Auburn	L	10-6
2009	A	#2 Texas	L	35-3
2015	A	Tulsa	L	45-30

ORLANDO (Nov. 7, 2009) - For nearly three quarters Saturday, the UCF defense contained No. 2 Texas' offense. Despite a valiant effort from the Knights, Texas used a score late in the third quarter and a pair of fourth quarter touchdowns to pull away from UCF and post a 35-3 win at Royal-Texas Memorial Stadium.

Texas led just 14-3 at halftime, and did not put the game out of reach until the 3:11 mark of the third quarter when Colt McCoy found James Kirkendoll for a 14-yard touchdown reception.

UCF was playing without starting quarterback Brett Hodges and starting tailback Brynn Harvey. Both sat out the game due to injury.

Starting in place of Hodges, Rob Calabrese guided the UCF offense to several promising drives, but the Knights were unable to find the end zone. UCF's lone score came three minutes into the game when Nick Cattoi hit a field goal to give the team a 3-0 edge.

Calabrese finished the game 10-of-19 for 76 yards. Filling in for Harvey, Jonathan Davis had 22 carries for 71 yards.

Cody Johnson had two rushing touchdowns in the first half for the Longhorns. Texas appeared to be heading for another score towards the end of the second quarter, but Josh Robinson picked off McCoy at the UCF 14 to halt the drive.

UCF and the Longhorns were meeting for the second time. In 2007, Texas escaped with a 35-32 win in the inaugural game at Bright House Networks Stadium.

TEAM COMPARISON



Big 12	FBS	Value	Category	Value	FBS	Big 12
5	28	191.4	Rushing Offense	161.3	60	9
8	71	226.3	Passing Offense	222.0	77	9
7	43	417.6	Total Offense	383.3	69	12
12	73	27.3	Scoring Offense	29.4	62	10
8	66	146.4	Rushing Defense	134.3	50	5
3	11	161.4	Passing Defense	204.4	49	6
4	20	307.8	Total Defense	338.8	42	7
4	21	18.8	Scoring Defense	21.6	39	6
15	122	.330	3rd Down Offense	.421	47	5
3	17	.319	3rd Down Defense	.341	29	5
11	67	.556	4th Down Offense	.579	60	9
13	101	.619	4th Down Defense	.524	59	7
14	100	.792	Red Zone Offense	.935	12	2
12	96	.870	Red Zone Defense	.840	67	10
14	113	36.85	Net Punting	37.87	100	11
6	60	9.25	Punt Returns	6.41	94	11
6	30	23.65	Kickoff Returns	19.76	77	10
14	80	-0.13	Turnover Margin	0.11	62	9
6	46	30:46	Time of Possession	30:52	41	5
11	84	57.50	Fewest Pen. Yds. p/G	45.67	30	4

Big 12 rankings out of 16 teams, FBS rankings out of 136

* = advantage in category

SERIES INFORMATION

Total Meetings	11
Series	UCF leads 8-3
In Orlando / in Houston / Neutral	5-2 / 3-1 / N/A
Games Decided by 3 points or less	1-0
Games Decided by 7 points or less	5-1
Longest Winning Streak	4; Nov. 14, 2009-Oct. 2, 2014
Longest Losing Streak	2; Oct. 24, 2015-Oct. 29, 2016
Current Streak	W3; Nov. 2, 2019-present
Most UCF Points Scored	44, twice; Nov. 2, 2019 and Oct. 31, 2020
Most Houston Points Scored	59; Oct. 24, 2015
Biggest Margin of Victory	23; Oct. 31, 2020; 44-21
Biggest Margin of Defeat	49; Oct. 24, 2015; 59-10

Previous Meetings

Date	H/A/N	W/L	Result
11/25/23	H	W	27-13
10/31/20	A	W	44-21
11/2/19	H	W	44-29
10/29/16	H	L	31-24
10/24/15	H	L	59-10
10/2/14 (Thur.)	A	W	17-12
11/9/13	H	W	19-14
11/5/10 (Fri.)	A	W	40-33
11/14/09	H	W	37-32
10/28/06	A	L	51-31
11/5/05	H	W	31-29

FROST VS. FOES

Arkansas State	0-1	Minnesota	1-3
Auburn	1-0	Navy	1-0
Austin Peay	1-0	North Carolina	1-0
Baylor	0-1	North Carolina A&T	1-0
Bethune-Cookman	1-0	North Dakota	1-0
Buffalo	1-0	Northern Illinois	1-0
Cincinnati	2-1	Northwestern	2-3
Colorado	0-2	Ohio State	0-4
East Carolina	2-0	Oklahoma	0-1
FIU	2-0	Penn State	1-0
Fordham	1-0	Purdue	1-3
Georgia Southern	0-1	Rutgers	1-0
Houston	0-1	SMU	1-0
Illinois	2-2	South Alabama	1-0
Indiana	0-1	South Carolina State	1-0
Iowa	0-4	Temple	1-1
Jacksonville State	1-0	Troy	0-1
Kansas	0-1	Tulane	1-0
Kansas State	0-1	Tulsa	0-1
Maryland	2-1	UConn	2-0
Memphis	2-0	South Florida	1-1
Michigan	0-3	West Virginia	1-0
Michigan State	1-1	Wisconsin	0-3





BIG 12 STANDINGS

Team	Record	Big 12	H / A / N	vs. T25	Streak
BYU	8-0	5-0	4-0 / 4-0 / 0-0	1-0	W8
Texas Tech	8-1	5-1	5-0 / 3-1 / 0-0	1-0	W2
Cincinnati	7-2	5-1	5-0 / 2-1 / 0-1	1-1	L1
Houston	7-2	4-2	3-2 / 4-0 / 0-0	1-1	L1
Utah	7-2	4-2	4-1 / 3-1 / 0-0	2-2	W2
Arizona St.	6-3	4-2	4-1 / 2-2 / 0-0	2-0	W1
TCU	6-2	3-2	4-0 / 2-2 / 0-0	0-0	W2
Baylor	5-4	3-3	3-2 / 2-2 / 0-0	1-1	W1
Kansas	5-4	3-3	4-2 / 1-2 / 0-0	0-1	W1
Kansas St.	4-5	3-3	3-2 / 1-2 / 0-1	0-2	L1
Arizona	5-3	2-3	4-1 / 1-2 / 0-0	0-2	W1
Iowa St.	5-4	2-4	3-2 / 1-2 / 1-0	1-1	L4
UCF	4-4	1-4	4-1 / 0-3 / 0-0	0-0	L1
Colorado	3-6	1-5	3-3 / 0-3 / 0-0	1-1	L2
West Virginia	3-6	1-5	2-2 / 1-4 / 0-0	1-1	W1
Oklahoma St.	1-8	0-6	1-4 / 0-4 / 0-0	0-3	L8

THIS WEEK'S BIG 12 SCHEDULE

Friday, November 7

Houston at UCF - Orlando, Fla. - FS1 - 8 p.m. ET

Saturday, November 8

Colorado at West Virginia - Morgantown, W.Va. - TNT - Noon ET

BYU at Texas Tech - Lubbock, Texas - ABC - Noon ET

Kansas at Arizona - Tucson, Ariz. - ESPN2 - 3:30 p.m. ET

Iowa State at TCU - 3:30 p.m. ET

LAST WEEK IN THE BIG 12

Saturday, November 1

Baylor 30, UCF 3 - Waco, Texas

West Virginia 45, Houston 35 - Houston, Texas

Arizona State 24, Iowa State 19 - Ames, Iowa

Texas Tech 43, Kansas State 20 - Manhattan, Kansas

Kansas 38, Oklahoma State 21 - Lawrence, Kansas

Arizona 52, Colorado 17 - Boulder, Colo.

Utah 45, Cincinnati 14 - Salt Lake City, Utah

BIG 12 PRESEASON MEDIA HONORS

Offensive Player of the Year: Sam Leavitt, QB, Arizona State, RS-So.

Defensive Player of the Year: Jacob Rodriguez, LB, Texas Tech, Sr.

Newcomer of the Year: Devon Dampier, QB, Utah, Jr.

Preseason All-Conference Team

Offense

QB: Sam Leavitt, Arizona State, RS-So.
 RB: Bryson Washington, Baylor, RS-So.
 RB: Jahiem White, West Virginia, Jr.
 FB/HB: Will Swanson, Kansas State, Sr.
 WR: Eric McAlister, TCU, Sr.
 WR: Chase Roberts, BYU, RS-Sr.
 WR: Jordyn Tyson, Arizona State, RS-Jr.
 TE: Joe Royer, Cincinnati, RS-Sr.
 OL: Ben Coleman, Arizona State, Gr.
 OL: Spencer Fano, Utah, Jr.
 OL: Bryce Foster, Kansas, RS-Jr.
 OL: Caleb Lomu, Utah, RS-So.
 OL: Jordan Seaton, Colorado, So.
 PK: Will Ferrin, BYU, RS-Sr.
 PR/KR: Josh Cameron, Baylor, RS-Sr.

Defense

DL: David Bailey, Texas Tech, Sr.
 DL: Dontay Corleone, Cincinnati, RS-Sr.
 DL: C.J. Fite, Arizona State, Jr.
 DL: Lee Hunter, Texas Tech, Sr.
 LB: Dominique Orange, Iowa State, Sr.
 LB: Jacob Rodriguez, Texas Tech, Sr.
 LB: Austin Romaine, Kansas State, Jr.
 LB: Keaton Thomas, Baylor, RS-Jr.
 DB: Kavion Alford, Arizona State, RS-Sr.
 DB: Bud Clark, TCU, Sr.
 DB: Jeremiah Cooper, Iowa State, Sr.
 DB: DJ McKinney, Colorado, Jr.
 DB: Jontez Williams, Iowa State, RS-Jr.
 P: Palmer Williams, Baylor, Jr.

OPPONENT SCHEDULES



**Jacksonville St.
Gamecocks**
5-3 (4-0 CUSA)

Aug. 28	at UCF	L, 17-10
Sep. 6	Liberty	W, 34-24
Sep. 13	at Georgia Southern	L, 41-34
Sep. 20	Murray State	W, 45-10
Sep. 27	at Southern Miss	L, 42-25
Oct. 9	at Sam Houston*	W, 29-27
Oct. 15	Delaware*	W, 38-25
Oct. 29	at Middle Tennessee*	W, 24-21
Nov. 8	at UTEP*	3 p.m.
Nov. 15	Kennesaw State*	2 p.m.
Nov. 22	at FIU*	3:30 p.m.
Nov. 29	Western Kentucky*	2 p.m.



**North Carolina
A&T Aggies**
2-7 (2-3 CAA)

Aug. 30	at Tennessee State	L, 24-21
Sep. 6	at UCF	L, 68-7
Sep. 13	Hampton*	W, 33-30
Sep. 20	North Carolina Central	L, 62-20
Sep. 27	at Maine*	L, 37-30
Oct. 4	at William & Mary*	L, 38-34
Oct. 11	South Carolina State	L, 22-16
Oct. 25	Campbell*	W, 28-24
Nov. 1	Towson*	L, 62-9
Nov. 8	at Stony Brook*	Noon
Nov. 15	Monmouth*	Noon
Nov. 22	at Elon*	2 p.m.



**North Carolina
Tar Heels**
3-5 (1-3 ACC)

Sep. 1	TCU	L, 48-14
Sep. 6	at Charlotte	W, 20-3
Sep. 13	Richmond	W, 41-6
Sep. 20	at UCF	L, 34-9
Oct. 4	Clemson*	L, 38-10
Oct. 17	at Cal*	L, 21-18
Oct. 25	Virginia*	L, 17-16 (OT)
Oct. 31	at Syracuse*	W, 27-10
Nov. 8	Stanford*	
Nov. 15	at Wake Forest*	
Nov. 22	Duke*	
Nov. 29	at NC State*	



**Kansas St.
Wildcats**
4-5 (3-3 Big 12)

Aug. 23	vs. Iowa State*	L, 24-21
Aug. 30	North Dakota	W, 38-35
Sep. 6	Army	L, 24-21
Sep. 12	at Arizona	L, 23-17
Sep. 27	UCF*	W, 34-20
Oct. 4	at Baylor*	L, 35-34
Oct. 11	TCU*	W, 41-28
Oct. 25	at Kansas*	W, 42-17
Nov. 1	#13 Texas Tech*	L, 43-20
Nov. 15	at Oklahoma State*	Noon
Nov. 22	at Utah*	
Nov. 29	Colorado*	



**Kansas
Jayhawks**
5-4 (3-3 Big 12)

Aug. 23	Fresno State	W, 31-7
Aug. 29	Wagner	W, 46-7
Sep. 6	at Missouri	L, 42-31
Sep. 20	West Virginia*	W, 41-10
Sep. 27	Cincinnati*	L, 37-34
Oct. 4	at UCF*	W, 27-20
Oct. 11	at #9 Texas Tech*	L, 42-17
Oct. 25	Kansas State*	L, 42-17
Nov. 1	Oklahoma State*	W, 38-21
Nov. 8	at Arizona*	3:30 p.m.
Nov. 22	at Iowa State*	
Nov. 28	Utah*	Noon



**Cincinnati
Bearcats**
7-2 (5-1 Big 12)

Aug. 28	vs. Nebraska	L, 20-17
Sep. 6	Bowling Green	W, 34-20
Sep. 13	Northwestern State	W, 70-0
Sep. 27	at Kansas*	W, 37-34
Oct. 4	#14 Iowa State*	W, 38-30
Oct. 11	UCF*	W, 20-11
Oct. 18	at Oklahoma State*	W, 49-17
Oct. 25	Baylor*	W, 41-20
Nov. 1	at #24 Utah*	L, 45-14
Nov. 15	Arizona*	Noon
Nov. 22	BYU*	
Nov. 29	at TCU*	



**West Virginia
Mountaineers**
3-6 (1-5 Big 12)

Aug. 30	Robert Morris	W, 45-3
Sep. 6	at Ohio	L, 17-10
Sep. 13	Pitt	W, 31-24 (OT)
Sep. 20	at Kansas*	L, 41-10
Sep. 27	Utah*	L, 48-14
Oct. 3	at #23 BYU*	L, 38-24
Oct. 18	at UCF*	L, 45-13
Oct. 25	TCU*	L, 23-17
Nov. 1	at #22 Houston*	W, 45-35
Nov. 8	Colorado*	Noon
Nov. 15	at Arizona State*	
Nov. 29	Texas Tech*	



**Baylor
Bears**
5-4 (3-3 Big 12)

Aug. 29	Auburn	L, 38-24
Sep. 6	at #17/16 SMU	W, 48-45 (20T)
Sep. 13	Samford	W, 42-7
Sep. 20	Arizona State*	L, 27-24
Sep. 27	at Oklahoma State*	W, 45-27
Oct. 4	Kansas State*	W, 35-34
Oct. 18	at TCU*	L, 42-36
Oct. 25	at #21 Cincinnati*	L, 41-20
Nov. 1	UCF*	W, 30-3
Nov. 15	Utah*	7 p.m.
Nov. 22	at Arizona*	
Nov. 29	Houston*	



**Houston
Cougars**
7-2 (4-2 Big 12)

Aug. 28	Stephen F. Austin	W, 27-0
Sep. 6	at Rice	W, 35-9
Sep. 12	Colorado*	W, 36-28
Sep. 26	at Oregon State	W, 27-24 (OT)
Oct. 4	#11 Texas Tech*	L, 35-11
Oct. 11	at Oklahoma State*	W, 39-17
Oct. 18	Arizona*	W, 31-28
Oct. 25	at #24 Arizona State*	W, 24-16
Nov. 1	West Virginia*	L, 45-35
Nov. 7	at UCF*	8 p.m.
Nov. 22	TCU*	
Nov. 29	at Baylor*	



**Texas Tech
Red Raiders**
8-1 (5-1 Big 12)

Aug. 30	Arkansas-Pine Bluff	W, 67-7
Sep. 6	Kent State	W, 62-14
Sep. 13	Oregon State	W, 45-14
Sep. 20	at #16 Utah*	W, 34-10
Oct. 4	at Houston*	W, 35-11
Oct. 11	Kansas*	W, 42-17
Oct. 18	at Arizona State*	L, 26-22
Oct. 25	Oklahoma State*	W, 42-0
Nov. 1	at Kansas State*	W, 43-20
Nov. 8	#8 BYU*	Noon
Nov. 15	UCF*	3:30 p.m.
Nov. 29	at West Virginia*	



**Oklahoma St.
Cowboys**
1-8 (0-6 Big 12)

Aug. 28	UT Martin	W, 27-7
Sep. 6	at #4 Oregon	L, 69-3
Sep. 19	Tulsa	L, 19-12
Sep. 27	Baylor*	L, 45-27
Oct. 4	at Arizona*	L, 41-13
Oct. 11	Houston*	L, 39-17
Oct. 18	#24 Cincinnati*	L, 49-17
Oct. 25	at #14 Texas Tech*	L, 42-0
Nov. 1	at Kansas*	L, 38-21
Nov. 15	Kansas State*	Noon
Nov. 22	at UCF*	
Nov. 29	Iowa State*	



**BYU
Cougars**
8-0 (5-0 Big 12)

Aug. 30	Portland State	W, 69-0
Sep. 6	Stanford	W, 27-3
Sep. 20	at ECU	W, 34-13
Sep. 27	at Colorado*	W, 24-21
Oct. 3	West Virginia*	W, 38-24
Oct. 11	at Arizona*	W, 33-27
Oct. 18	#23 Utah*	W, 24-21
Oct. 25	at Iowa State*	W, 41-27
Nov. 8	at #9 Texas Tech*	Noon
Nov. 15	TCU*	10:15 p.m.
Nov. 22	at Cincinnati*	
Nov. 29	UCF*	

All times listed as ET





MISSION IX - HYPERSPACE



This year's Space Game theme is Mission IX: Hyperspace with the tagline Citius Est Futurum, meaning the future is faster. The UCF HyperSpace Center, in partnership with the U.S. Air Force, stands on the forefront of hypersonics and space propulsion research. This technology allows for air travel at speeds of Mach 6 to 17, meaning six to 17 times the speed of sound, or more than 4,600 to 13,000 mph; it means going from New York to London in less than 15 minutes. Far beyond science fiction, a team of 40 UCF undergraduates and 25 graduate students, led by Professor Kareem Ahmed, are turning theory into reality. Hypersonic technology holds promise for opening up the boundaries of space exploration, changing our perceptions of the impossible.

PAST SPACE GAME MISSIONS



Nov. 2, 2024

Mission VIII - Powering Humankind's Return to the Moon

With support from UCF alumni, faculty and students, NASA aims to send humans back to blaze a path from the moon into deep space exploration for the future of humankind. UCF's Exolith Lab is home to the world's largest simulated lunar surface with its Regolith Bin. The state-of-the-art research and testing facility allows space companies, scientists, faculty and students to test how moon dust interacts with hardware that powers space missions. The Regolith Bin is filled with 120 tons of lunar highland simulant soil, replicating the moon's south pole - which is where NASA's Artemis program aims to develop a sustainable presence. The mission patch displays a pattern used by the Artemis program circling Earth while also depicting the number eight for Mission VIII. The red in the path references the wing in NASA's logo.

UCF 56
A 12



Nov. 11, 2023

Mission VII - Reaching New Horizons

We all live under the same sky, but we don't share the same horizon. At SpaceU - aligned with the exact latitude of our stadium's 50-yard-line - our horizon is graced with frequent rocket launches sending modern marvels of science and machinery to the stars. As UCF football explores a new horizon of the Big 12 Conference, so does NASA with the Artemis Program, powering humankind's return to the moon. With the support of UCF alumni, faculty and students, the Artemis Program aims to blaze a path from the moon into deep space exploration for the future of humankind.

UCF 45
#15 OSU 3



Oct. 13, 2022

Mission VI - Into the Darkness

In the depths of space, far beyond the boundaries of the familiar, the greatest meaning often lies not in what we see...but what we don't. Orbiting stars long past our solar system, are worlds beyond our science fiction imaginations: EXOPLANETS. Gas giants larger than Jupiter, lava worlds covered in molten seas, planets dominated by ice, and even the potentially habitable. Floating out in ever expanding blackness, these exoplanets are detectable when they pass in front of their star, temporarily eclipsing its light. Trillions of worlds, all yet to be found. But only the bold touch greatness. Because the power of discovery only exists for those who dare press forward...into the darkness...EVER UPWARD. Depicted on the mission patch is the Spitzer Telescope, used to discover both exoplanets UCF 1.01 and UCF 1.02 in 2012. The patch has an exoplanet depicted near the Leo constellation where the two UCF planets are located. The transit method line beneath the planet references graphs produced in the technique to discover exoplanets.

UCF 70
T 13



Oct. 22, 2021

Mission V - Discovery

Mission V paid tribute to a legacy that launched humanity beyond the horizon, the 40th anniversary of the Space Shuttle Program. Leading the charge was Nicole Stott, UCF Class of 1992, a NASA astronaut who soared aboard Shuttle Discovery on two journeys into orbit and the International Space Station. The Mission V patch was crafted as a celestial homage, weaving together elements from the two patches Stott proudly wore among the stars. The entire uniform paid homage to the shuttle program. The jersey numbers were a nod to the Space Shuttle Thermal Protection System tiles that guard against extreme temperatures. Each digit from 0 to 9 carried a fragment of history, representing all 135 shuttle missions that defined an era of exploration using unique codes from the thermal tiles. The helmet stripe honored over 100 UCF alumni, faculty and fans who worked on the shuttle program.

UCF 24
M 7



Oct. 24, 2020

Mission IV - Innovation & Ingenuity

The Mission IV uniform takes its cues straight from the engineering marvels that got us into space, and allow us to charge on into the perils of the unknown. It pulls elements from three different celestial projects to create a one-of-a-kind look. The helmet stripe is a nod to the blueprints of the Orion space craft, that is designed to carry humans back into space beyond the moon, to asteroids and potentially Mars. The shoulders display the Directional Flight Guidance system which was used by NASA on the shuttle project. The pants display the pattern of the Arecibo Observatory that UCF [in an agreement with the National Science Foundation] operates and manages in Puerto Rico. Arecibo is one of the largest fully operational radio telescopes in the world. Additionally, the circular navigation grid on the pants and the patch represents the UCF campus, with elements pulled directly from the campus map.

UCF 51
T 34



Nov. 2, 2019

Mission III - Innovation & Ingenuity

We choose the Moon, because the impossible calls to those who dare to listen. Destiny waits where courage and wonder meet. And when our journey is done, when the lunar horizon glows beneath our footprints, we will not stop. For beyond the Moon lies our next horizon, our rendezvous with the stars. Mission III's helmets display the light and dark sides of the Moon, each hand painted by Schutt Sports. The Citronaut, the unofficial first mascot of UCF who first appeared on the 1968-69 school handbook returns to the uniform. The constellations used represent roads and buildings on campus at UCF, including Orion (the name of the road that circles Spectrum Stadium) with his club or sword drawn at Taurus the bull, the victim of Orion's strike. Taurus represents the opponent and the conquered.

UCF 44
UH 29



Nov. 1, 2018

Mission II - A Familiar Flight

Mission II was the first fully custom uniform for the Space Game. The motto, "Reach for the Stars," represented the university's promising aerospace education in engineering, electronics and other technological professions and made its reappearance on the uniform for the second straight season. The Citronaut, the unofficial first mascot of UCF who first appeared on the 1968-69 school handbook made its debut to a football uniform. The constellations used represent roads and buildings on campus at UCF, including Orion (the name of the road that circles Spectrum Stadium) with his club or sword drawn at Taurus the bull, the victim of Orion's strike. The color "Canaveral Blue" was introduced, incorporating shades of the sky and ocean off Cape Canaveral, Fla.

#9 UCF 52
T 40



Oct. 14, 2017

Mission I - Reach for the Stars

The University of Central Florida was founded in 1963 as Florida Technological University, with the mission of supporting the growing United States space program at nearby Kennedy Space Center and Cape Canaveral Air Force Station. Its motto, "Reach for the Stars," represented the university's promising aerospace education in engineering, electronics and other technological professions. UCF continues to push the frontiers of space research. The first Space Game included a special patch and helmet to go with UCF's standard uniform. The patch depicts a star cluster in the shape of a pegasus, representing the academic seal of the University. It also includes UCF's motto at the top border of the triangle, which implies the view from aboard a space ship and includes the moon and other planets, to show what we've accomplished already and what lies ahead. The helmet included a picture of the surface of the moon sublimated in the UCF logo and included a special stripe down the center of the helmet. The stripe included constellations of a horse, bull, Orion the Hunter and the Crown.

#22 UCF 63
P 21

SPACE GAME HIGHS

Team Offense Highs

Points Scored: 70 vs. Temple, Oct. 13, 2022
Total Offense: 757 vs. Temple, Oct. 13, 2022
Passing Yards: 433 vs. Temple, Oct. 13, 2022
Passing Yards p/Completion: 24.9 vs. No. 15 Oklahoma State, Nov. 11, 2023
Rushing Yards: 318 vs. Temple, Nov. 1, 2018
Rushing Yards p/Attempt: 7.4 vs. Temple, Oct. 13, 2022
First Downs: 36 vs. Tulane, Oct. 24, 2020
Total Plays: 99 vs. Tulane, Oct. 24, 2020
Yards p/Play: 10.7 vs. Temple, Oct. 13, 2022

Team Defense Bests

Points Allowed: 3 vs. No. 15 Oklahoma State, Nov. 11, 2023
Total Offense Allowed: 261 vs. Arizona, Nov. 2, 2024
Passing Yards Allowed: 160 vs. ECU, Oct. 14, 2017
Rushing Yards Allowed: 5 vs. Arizona, Nov. 2, 2024
Fewest First Downs Allowed: 14 vs. Arizona, Nov. 2, 2024
Sacks: 6 vs. Memphis, Oct. 22, 2021
Interceptions: 3 vs. No. 15 Oklahoma State, Nov. 11, 2023
Fumbles Recovered: 0

Individual Offense Highs

Passing Yards: 422, Dillon Gabriel vs. Tulane, Oct. 24, 2020
Passes Completed: 26, Dillon Gabriel vs. Tulane, Oct. 24, 2020
Passing Touchdowns: 5, Dillon Gabriel vs. Tulane, Oct. 24, 2020
Longest Pass: 75 yards, John Rhys Plumlee to Kobe Hudson for a touchdown, vs. No. 15 Oklahoma State, Nov. 11, 2023
Completion Percentage: John Rhys Plumlee, 81.82% vs. Temple, Oct. 13, 2022
Rushing Yards: 206, RJ Harvey vs. No. 15 Oklahoma State, Nov. 11, 2023
Rushing Touchdowns: 3, twice (RJ Harvey vs. Arizona, Nov. 2, 2024; John Rhys Plumlee vs. Temple, Oct. 13, 2022)
Longest Rush: RJ Harvey, 96 yards vs. No. 15 Oklahoma State, Nov. 11, 2023
Receiving Yards: 174, Marlon Williams vs. Tulane, Oct. 24, 2020
Receiving Touchdowns: 3, twice (Kobe Hudson vs. No. 15 Oklahoma State, Nov. 11, 2023; Marlon Williams vs. Tulane, Oct. 24, 2020)

Individual Defense Highs

Sacks: 2.0, four times (Malachi Lawrence vs. Arizona, Nov. 2, 2024; Big Kat Bryant vs. Memphis, Oct. 22, 2021; Brendon Hayes vs. Houston, Nov. 2, 2019; Trysten Hill vs. Temple, Nov. 1, 2018)
Tackles for Loss: 3.0, twice (Big Kat Bryant vs. Memphis, Oct. 22, 2021; Kenny Turnier vs. Houston, Nov. 2, 2019)

SPACEU FACTS BY THE NUMBERS

1963

Founded as Florida Technological University, with the mission of providing personnel to support the growing U.S. space program at the Kennedy Space Center and Cape Canaveral Air Force Station.

#1

Provider of aerospace and defense talent in the nation.

65

UCF students - undergraduate and graduate - working on Professor Kareem Ahmed's research team at the Center of Excellence in Hypersonics and Space Propulsion.

35+

Space-related degrees at UCF, America's Space University.

700+

Number of NASA projects UCF faculty and students have worked on since UCF's founding in 1963.

50

Yard line of the Acrisure Bounce House lines up on the exact latitude as Launch Complex 39A, NASA's most historic launchpad, 31 miles to the east.

29%

Of Kennedy Space Center employees are UCF alumni.





KNIGHT NOTES

FEELING TRENDY

- ✦ The return of Scott Frost as UCF's head coach reignites some trends from his first tenure, showcasing where the program was at 2017's end
- ✦ UCF outscored their opponents 627-329 in 2017, scoring 30 points or more in all 13 victories. The Knights' offense ranked No. 1 in the nation, averaging 48.2 points per game. UCF's high-powered offense continued even after Frost had departed, as the Black and Gold tacked on 18 more consecutive games scoring 30 points or more. Additionally, UCF compiled 500+ yards of offense in eight of their 13 wins in 2017
- ✦ So far in 2025, UCF has scored 30+ points three times (N.C. A&T, UNC, WVU) and has 500+ yards of offense in two games (N.C. A&T, WVU)
- ✦ When looking at 2016-17 and the 2025 season, Frost's UCF teams have posted 30 or more points in 21 of his 34 games at the helm and has scored 24 or more points in 26 of the 34. Additionally, Frost's UCF squads have tallied 500+ yards of offense 11 times across his three seasons in Black and Gold.

FLAWLESS START ON FOURTH DOWN

- ✦ UCF started the season a perfect 8-for-8 on fourth downs through the first three games and now sit at 15-for-27 on the season, or 55.6%
- ✦ Currently, UCF's 15 conversions on fourth down rank 10th-most in FBS
- ✦ UCF was one of 11 FBS teams to be perfect on fourth down leading up to week five

SPOOKY SEASON DEMONS EXERCISED

- ✦ UCF's 45-13 victory over West Virginia on Oct. 18 this season as the first win in the month of October since Oct. 29, 2022 when the Knights topped No. 20/19 Cincinnati in Orlando. The Knights won three of four matchups in October in 2022 but went winless in 2023 and 2024
- ✦ The October losses of 2023 and 2024 contributed to five-game losing streaks in each of the past two seasons
- ✦ Over his two tenures, Scott Frost has found relative success at the helm of UCF in October, going 7-4.

RUELAS' STREAK REACHES AN END

- ✦ Kicker Noe Ruelas has made 11 consecutive field goals, including a pair from 50+ yards, prior to just his second miss of the 2025 season at Baylor
- ✦ He joined a group of just five Knights to make 11 or more consecutive field goals in the program's history, tying Matt Prater for 11 straight made
- ✦ Colton Boomer and Ruelas are the only two Knights in the program's FBS history to make a pair of 50+ yard field goals in a single season, Boomer doing so in 2023. No Knight has ever hit three from 50+ in a single season.
- ✦ The last UCF kicker to hit 11 or more consecutive field goals was Shawn Moffitt who nailed 12 in a row across the 2012 and 2013 seasons. The UCF record for consecutive field goals is 16, achieved by Michael Torres from Oct. 20-Dec. 29, 2007.

WINS SINCE 2017

- ✦ The Knights have compiled the most wins since the start of the 2017 season than anyone in the Big 12 Conference, posting 73 victories from 2017-present. Fellow teammates Cincinnati (72), BYU (71) and Utah (70) join the top 25 in wins since 2017.
- ✦ UCF is 16th nationally in wins since the start of the 2017 season. UCF got the streak going by posting 13 wins in 2017, 12 victories in 2018 and 10 in 2019.
- ✦ The Knights are among the nation's elite, as Georgia leads the way with 104 followed by Alabama (103), Ohio State (100), Clemson (94), Notre Dame (93), Oklahoma (85), Oregon and Michigan (84), Boise State (81), Memphis (80), LSU and Penn State (79), Texas (77), Appalachian State (76) and Iowa (75)
- ✦ Outside of the Big 12, UCF are ahead of other programs such as Army, SMU and Washington (72), Texas A&M (69) and NC State and Ole Miss (67)

POINTS SINCE 2017

- ✦ UCF sits eighth in FBS in most points scored since the start of the 2017 season, posting 4,040, an average of 37.1 points per game
- ✦ UCF's points are the most by a current Big 12 program over that time, the next closest is Texas Tech who sit 18th with 3,627. Other opponents on UCF's schedule this season in the top 25 in points since 2017 include Oklahoma St. (3,548) and North Carolina (3,489), sitting 20th and 24th, respectively.
- ✦ The Black and Gold sit behind Alabama (4,769), Ohio State (4,583), Oklahoma (4,421), Georgia (4,273), Memphis (4,235), Clemson (4,235) and SMU (4,219)
- ✦ UCF sits eight in points from touchdowns, registering 530 times hitting payroll

...READY FOR IT?

- ✦ 14-time Grammy Award winner Taylor Swift released her 12th studio album on Oct. 3, and while that has no link to UCF football, the Knights historically perform well following a new Swift album, going 33-14 after a fall album debut through the end of that particular season. Most recently, UCF finished the 2023 season 3-2 following the 1989 (*Taylor's Version*) release on Oct. 27 and going 4-2 after *Midnights* arrived on Oct. 21, 2022. The Knights are 1-3 since the debut of *Life of a Showgirl*.
- ✦ Prior to the result against Kansas, UCF averaged nearly five touchdowns a game (4.7) in contests immediately following a fall album release. When counting up wins and losses following only new album releases (doesn't include "Taylor's Version" re-records) UCF is now 4-4.

OFFENSE HISTORICALLY AMONG NATION'S BEST

- ✦ UCF has been consistently been top tier when it comes to offense, finishing in the top 15 in six of the last eight seasons
 - ✦ 2025 - 43rd (417.6 yards per game)
 - ✦ 2024 - 14th (447.8 yards per game)
 - ✦ 2023 - 8th (487.0 yards per game)
 - ✦ 2020 - 2nd (568.1 yards per game)
 - ✦ 2019 - 2nd (540.5 yards per game)
 - ✦ 2018 - 5th (522.7 yards per game)
 - ✦ 2017 - 5th (530.5 yards per game)(Scott Frost Head Coach)
- ✦ UCF rushing attack has powered the offense to its high numbers. The last two seasons were headlined by RJ Harvey before he was drafted by the Denver Broncos this past summer. The Knights have finished in the top 20 in rushing offense in five of the last seven seasons.
 - ✦ 2025 - 28th (191.4 yards per game)
 - ✦ 2024 - 5th (248.1 yards per game)
 - ✦ 2023 - 4th (228.2 yards per game)
 - ✦ 2022 - 9th (228.4 yards per game)
 - ✦ 2019 - 19th (223.8 yards per game)
 - ✦ 2018 - 8th (265.2 yards per game)

NEW VS. NEW

- ✦ UCF is one of 30 FBS teams that started 2025 with a new head coach; 28 of which are completely new while the other two were elevated from interim
- ✦ The Knights are a perfect 4-0 against teams with new coaches this season, beating Jacksonville St. with Charles Kelly, N.C. A&T (FCS) with Shawn Gibbs, North Carolina with Bill Belichick and West Virginia with Rich Rodriguez. All games were at home and decided by a margin of 164-39.
- ✦ UCF began the season with four scheduled games against teams with new head coaches, but now will have five after Oklahoma State's leadership change. The Knights' meeting with the Cowboys is the final game of 2025 against a new head coach, hosting interim HC Doug Meacham on Nov. 22
- ✦ Of the new crop in 2025, Frost and Rodriguez are the only pair of FBS head coaches to have coached at a school, leave, and return as head coach again

OUTGAINED CINCINNATI IN TOUGH ROAD LOSS

- ✦ The Knights' offense outgained Cincinnati 413-306 in a 20-11 defeat in Ohio.
- ✦ The Bearcats entered the contest with the 15th ranked offense in the nation when it comes total yards, averaging 478.4 yards per game, including an average of 39.2 points per game, a clip that was No. 17 in the nation
- ✦ UCF's defense limited UC to three points in the second half, which tied the fewest Cincy had scored in a half this season since the first half of the 2025 opener vs. Nebraska
- ✦ In his first start since opening night, Cam Fancher earned his fourth career rushing game of 100+ yards, scampering for 108 yards and a touchdown while throwing for 222 yards
- ✦ The UCF defense was on the field for just 7:06 of the second half, limiting Cincinnati to just 109 yards and three first downs over the final two quarters
- ✦ UCF has outgained its opponents in five of the first six games this season; Scott Frost at the helm of UCF was 12-2 entering 2025 and is 3-2 this season

UCF'S RECORD WHEN...

	2025	Frost at UCF
Overall	4-4	23-11
Big 12	1-4	1-4
Non-Conference	3-0	10-3
vs. ACC	1-0	1-0
vs. American	0-0	13-4
vs. Big Ten	0-0	1-2
vs. CUSA	1-0	3-0
vs. SEC	0-0	1-0
Home	4-1	14-4
Away	0-3	8-6
Neutral	0-0	1-1
Day game	2-3	13-6
Night game (6 p.m. start or later)	2-1	10-5
TV Games		
ABC	0-0	2-1
CBS Sports Network	0-0	4-3
ESPN	0-0	1-0
ESPN2	0-1	2-1
ESPNU	0-1	4-3
ESPN+	2-0	2-0
FOX	1-0	1-0
FS1	0-2	1-2
TNT	1-0	1-0
August	1-0	2-0
September	2-1	6-3
October	1-2	7-4
November	0-1	6-3
December	0-0	1-1
vs. FBS Top-25 teams	0-0	3-2
vs. FBS non-ranked teams	4-4	20-9
On artificial turf	0-3	5-6
On natural grass	4-1	18-5
Scoring first	4-1	15-6
Opponent scores first	0-3	8-5
Leading after 1st quarter	3-1	15-5
Trailing after 1st quarter	0-3	5-6
Tied after 1st quarter	1-0	3-0
Leading at halftime	3-1	20-3
Trailing at halftime	0-3	2-7
Tied at halftime	1-0	1-1
Leading after 3rd quarter	3-0	20-2
Trailing after 3rd quarter	0-4	1-9
Tied after 3rd quarter	1-0	2-0
Overtime	0-0	1-1
Scoring 19 points or less	1-2	1-4
Scoring 20-29 points	0-2	2-6
Scoring 30-39 points	1-0	7-1
Scoring 40+ points	2-0	13-0
Allowing 19 points or less	4-0	13-0
Allowing 20-29 points	0-2	6-3
Allowing 30-39 points	0-2	2-6
Allowing 40+ points	0-0	2-2
Games decided by 1-7 points	1-1	5-4
Games decided by 8-14 points	0-2	2-2
Games decided by 15-27 points	1-1	6-4
Games decided by 28+ points	2-0	10-1
With 100-yard rusher	2-3	7-3
Allow 100-yard rusher	0-2	4-5
With 300-yard passer	0-0	8-0
Allow 300-yard passer	0-0	4-1
Outgain opponent	4-2	16-4
Outgained by opponent	0-2	7-7
Rushing for <100 yards	0-1	1-6
Rushing for 100+ yards	4-3	14-4
Rushing for 200+ yards	2-1	10-2
Passing for <200 yards	0-3	4-5
Passing for 200+ yards	4-1	19-6
Passing for 250+ yards	2-0	5-1
Passing for 300+ yards	2-0	11-1
Total offense <300 yards	0-1	1-4
Total offense 300+ yards	4-3	22-7
Total offense 400+ yards	3-2	18-4
Total offense 500+ yards	2-0	11-0
Total offense 600+ yards	0-0	4-0
Allowing <100 yards rushing	1-0	7-1
Allowing 100+ yards rushing	3-4	16-10
Allowing 200+ yards rushing	0-1	5-4
Allowing <200 yards passing	4-2	10-6
Allowing 200+ yards passing	0-2	13-5
Allowing 250+ yards passing	0-1	7-2
Allowing 300+ yards passing	0-0	5-1
Allowing <300 yards total	3-0	6-1
Allowing 300+ yards total	1-4	17-10
Allowing 400+ yards total	0-2	8-5
Allowing 500+ yards total	0-0	3-1
Allowing 600+ yards total	0-0	2-0
When having 0 turnovers	2-0	9-0
When having 1-2 turnovers	2-3	12-6
When having 3+ turnovers	0-1	2-5
When having 0 takeaways	0-2	1-4
When having 1-2 takeaways	3-2	12-6
When having 3+ takeaways	1-0	10-1
Commit fewer turnovers	2-0	17-1
Commit more turnovers	1-4	3-9
Turnovers equal	1-0	3-1
Control time of possession	3-1	8-1
Opponent controls time of possession	1-3	15-10
Win Coin Toss	1-4	11-8
Lose Coin Toss	3-0	12-3





KNIGHT NOTES

CAN'T HOLD OFF KANSAS: UNFAMILIAR OUTCOME

- UCF jumped out to a 14-0 lead over Kansas in the Knights' 2025 Big 12 home opener, including a 20-14 halftime advantage. A second-half Jayhawks surge resulted in the 27-20 loss. It was just the program's third loss when holding a halftime lead under Frost in his three seasons, now sitting 19-3. After KU and UC losses, UCF is 18-3 when a Frost-led squad surrendered 29 points or less.
- The Knights' highly rated pass defense was able to hold one of the nation's best passers without a touchdown through the air for the first time this season. Jalon Daniels entered the contest as the nation's fifth most efficient passer.
- The Knights continued their first quarter dominance on defense, not allowing a score in the first quarter to the Jayhawks who came in with 63 points scored in the first quarter this season, which was tied for third-most in FBS

BOUNCE HOUSE AFTER DARK

- UCF played its first Big 12 Conference game on a Saturday night since becoming members of the league in 2023 when they hosted Kansas on ESPN2
- With the result against Kansas, home field at night has powered UCF to a 19-7 clip since 2016 in games at Acrisure Bounce House that start at 7 p.m. or later, including 8-5 on Saturday nights.

FELL SHORT IN BIG 12 OPENER

- UCF fought until the end in its 2025 Big 12 Conference opener, but fell 34-20
- The Kansas State lead grew to three scores on multiple occasions during the second half but UCF remained in it until the finish, cutting the deficit to 11 with 9:34 remaining
- Both of UCF's touchdowns were greater than 50 yards, with Jacurri Brown connecting for 82 yards with DJ Black to make it a 10-7 contest late in the first half; the other was a 54-yard touchdown run by Jaden Nixon near the end of the third quarter, cutting the Wildcat lead to 31-17
- The Black and Gold have started each of their three Big 12 slates on the road

FROST'S WINNING STREAK SNAPPED

- With UCF's first loss of the 2025 season, Coach Frost's 16-game winning streak as head coach of the Knights was snapped at the hands of Kansas State. It was the longest active streak by an FBS coach at one institution. The 2017 Knights, piloted by Frost, were the only team to finish that season unbeaten as they earned 13-straight victories, setting up the streak.
- The victory over North Carolina tied Frost with Nick Saban of Alabama and Lincoln Riley with Oklahoma; Saban pieced together 16 straight wins from Jan. 1, 2017 - Dec. 29, 2018 while Riley did it from Oct. 10, 2020 - Oct. 30, 2021

REMEMBERING COACH SHAWN CLARK

- Offensive line coach Shawn Clark, 50, passed away the evening of Sep. 21 at a local hospital unexpectedly, with his wife, Jonelle, by his side. He was admitted on Tuesday, Sept. 9, after experiencing a medical emergency and remained in stable condition before passing away.
- A veteran coach with more than two decades of experience, Coach Clark joined UCF in December 2024 following a successful tenure as head coach at Appalachian State, where he compiled a 40-24 record across five seasons. His App State tenure was highlighted by a 10-win season in 2021 and three bowl wins. Coach Clark's teams earned multiple Sun Belt East Division titles and developed some of the nation's top offensive lines, with his 2018 and 2019 groups ranked among the best in the country.
- The Knights will honor Coach Clark with a decal on the back of their helmets for the remainder of the season

TOPPING THE TAR HEELS

- UCF concluded its non-conference slate with a resounding 34-9 victory over Bill Belichick-led North Carolina, securing a 3-0 start to the 2025 schedule and for the third straight season
- Scott Frost, who was a defensive back in the NFL for the New York Jets during the 1998 and 1999 seasons, was coached by Belichick who was the defensive coordinator at the time, earning the victory over his former coach
- After their two previous meetings were canceled (see additional info later in notes), UNC and UCF finally met for the first time in program history, with another meeting scheduled for 2027 in Chapel Hill
- UCF set the tone early, scoring in 13 plays on the game's opening drive to take a 7-0 lead. North Carolina's first possession ended in an interception as Horace Lockett batted the pass at the line, setting up Nyjalik Kelly for a one-handed pick. The Knights cashed in by adding three points to the scoreboard.
- Quarterback Tayven Jackson was an impressive 25-for-32 including a passing and rushing touchdown, earning his longest career rush and most career rushing yards in a single game in his career. He helped orchestrate a two-minute drill at the end of the first half that resulted in a 20-3 lead.

BIG 12 OFFENSIVE LINE OF THE WEEK

- Following UCF football's 34-9 victory over North Carolina, the Knights' offensive line group was honored as Big 12 Offensive Line of the Week.
- The UCF offensive line's play was a story of resilience in tribute to offensive line coach Shawn Clark. The unit responded by allowing zero sacks in the Knights' victory, the first time this season and the first since Oct. 19, 2024 at No. 9 Iowa State. The Black and Gold controlled the game with three scoring drives of 13 plays or more, including a final march of 18 plays for 93 yards and a touchdown that took over 10 minutes off the clock in the fourth quarter.
- In addition to keeping the quarterback clean against the Tar Heels, UCF's starting offensive line graded out as the second-best pass blocking performance in the Big 12 Conference this week, according to PFF.

ARE WE THERE YET?

- A phrase often muttered on long car rides, but for the Knights, they thrived on long drives on the gridiron against North Carolina. UCF scored on three drives of 13 plays or more in the win over the Tar Heels, earning touchdowns on two of the three with the other being a field goal. Each drive ate up at least 6:37 of clock, including a 10:26 drive in the fourth to ice the game.
- It was an improvement from UCF's first game of the season, where they had drives of 13 and 17 plays stall out and result in punts vs. Jacksonville State

RECEIVED VOTES IN AP POLL (WEEK 5)

- UCF saw its name crack into the AP Poll during week five, receiving three votes
- The Knights are seeking their first ranking in the AP Poll since Week 13 of the 2022 season when they sat at No. 22
- Prior to Scott Frost's arrival, UCF had been ranked just 13 times in the AP Poll as an FBS school. In just 2017 alone, Frost nearly doubled the time UCF spent in the rankings, checking in for the 11 final polls of his final season in his first tenure as a Knight. In total, Frost sparked 33 straight appearances in the AP Poll, lasting through the entirety of the 2018 season and coming to an end in Week 6 of 2019, well after Frost had departed.
- The Knights total 57 AP poll appearances after popping their head back in for the final 2019 ranking as well as five weeks in 2020 and 2022

UCF AND NORTH CAROLINA MEET...FINALLY

- As Scott Frost's first run as UCF's head football coach was set to get started, UCF and UNC agreed to a home-and-home, announced Aug. 10, 2016.
- The first scheduled meeting was set to be in Chapel Hill in 2018, but with Hurricane Florence bearing down on the Carolinas, the game was canceled
- UCF was set to host UNC in 2020, but the ACC implemented a conference-only schedule due to the COVID-19 pandemic, canceling the contest.
- Now, in Frost's second run at UCF, the two teams finally met on the gridiron, with UCF taking the first leg of the home-and-home 34-9 with the return game set to take place in Chapel Hill in 2027

ITS PERSONNEL - UCF VS. NORTH CAROLINA

- While Scott Frost and Bill Belichick have not faced each other on the college gridiron, they are familiar with one another. Frost was a defensive back in the NFL for the New York Jets during the 1998 and 1999 seasons while Belichick was the defensive coordinator.
- Mike Dawson, UCF's edge rushing coach, worked at Nebraska alongside then-defensive coordinator Bob Diaco in 2017; Diaco is on staff with UNC as the defensive line coach. UCF faced Diaco while he was head coach of UConn from 2014-16, and attempted to start the "Civil Conflict" rivalry.

HISTORY VS. PAST NO. 1

- While UCF has faced the No. 1 team in the nation head-to-head just once, the Knights have a streak of playing historic programs that at some point in the program's history have reached a No. 1 ranking. Including 2025, the Knights have five consecutive regular seasons of playing one of those teams. If bowl games are included, the streak extends all the way back to Scott Frost's first year with the Knights, 2016.

HISTORY VS. RANKED TEAMS

Record vs. **AP Top 25** teams - FCS & FBS Era: **10-36**

Record vs. **Coaches Top 25** teams - FCS & FBS Era: **10-37**

Date	AP/Coach Rk.	Opponent	Result
Oct. 26, 2024	11 / 12	BYU	L, 37-24
Oct. 19, 2024	9 / 12	at Iowa State	L, 38-35
Nov. 11, 2023	15 / 17	Oklahoma State	W, 45-3
Oct. 21, 2023	6 / 7	at Oklahoma	L, 31-29
Dec. 3, 2022	18 / 18	vs. Tulane	L, 45-28
Nov. 12, 2022	17 / 17	at Tulane	W, 38-31
Oct. 29, 2022	20 / 19	Cincinnati	W, 25-21
Oct. 16, 2021	3 / 4	at Cincinnati	L, 56-21
Dec. 22, 2020	13 / 15	vs. BYU	L, 49-23
Nov. 21, 2020	7 / 7	Cincinnati	L, 36-33
Jan. 1, 2019	11 / 11	vs. LSU	L, 40-32
Nov. 17, 2018	19 / 20	Cincinnati	W, 38-13
Jan. 1, 2018	7 / 8	vs. Auburn	W, 34-27
Dec. 2, 2017	16 / 14	vs. Memphis	W, 62-55 (OT)
Nov. 24, 2017	22 / 19	South Florida	W, 49-42
Oct. 29, 2016	NR / 24	at Houston	L, 31-24
Sep. 10, 2016	5 / 6	at Michigan	L, 51-14
Oct. 24, 2015	21 / 22	Houston	L, 59-10
Sep. 13, 2014	20 / 22	at Missouri	L, 38-10
Jan. 1, 2014	6 / 5	vs. Baylor	W, 52-42
Oct. 18, 2013	8 / 6	at Louisville	W, 38-35
Sep. 28, 2013	12 / 13	South Carolina	L, 28-25
Sep. 8, 2012	14 / 14	at Ohio State	L, 31-16
Nov. 12, 2011	25 / 23	at Southern Miss	L, 30-29
Nov. 14, 2009	13 / 12	Houston	W, 37-32
Nov. 7, 2009	2 / 2	at Texas	L, 35-3
Oct. 17, 2009	9 / 11	Miami	L, 27-7
Oct. 26, 2008	19 / 18	at Tulsa	L, 49-19
Sep. 6, 2008	17 / 18	South Florida	L, 31-24 (OT)
Oct. 13, 2007	5 / 15	at South Florida	L, 64-12
Sep. 15, 2007	6 / 6	Texas	L, 31-24
Sep. 9, 2006	7 / 7	at Florida	L, 42-0
Sep. 11, 2004	10 / 10	West Virginia	L, 45-20
Sep. 4, 2004	21 / 22	at Wisconsin	L, 34-6
Nov. 28, 2003	15 / 16	Miami (OH)	L, 56-21
Aug. 31, 2003	9 / 10	at Virginia Tech	L, 49-28
Aug. 31, 2002	24 / 23	at Penn State	L, 27-24
Sep. 29, 2001	8 / 7	at Virginia Tech	L, 46-14
Sep. 1, 2001	19 / 18	at Clemson	L, 21-13
Nov. 11, 2000	8 / 8	Virginia Tech	L, 44-21
Sep. 25, 1999	11 / 9	at Georgia	L, 24-23
Sep. 18, 1999	12 / 13	at Georgia Tech	L, 41-10
Sep. 11, 1999	4 / 4	at Florida	L, 58-27
Sep. 4, 1999	22 / 23	Purdue	L, 47-13
Sep. 27, 1997	8 / 8	at Auburn	L, 41-14
Sep. 13, 1997	6 / 5	at Nebraska	L, 38-24
Sep. 23, 1995	1 / 1	at Florida State	L, 46-14

Record Breakdown vs. AP Ranked Teams

No. 1	Top 5	Top 10	Top 25
0-1	0-6	3-18	10-36
Home	Away	Neutral	
5-11	2-23	3-3	

Record vs. AP Top 25 teams: 10-36

Record vs. Coaches Top 25 teams: 10-37

Records from each No. 1, Top 5, 10 and 25 are added and represented in the following column. Don't add each respective column!

OVERTIME HISTORY

Overall 3-8 (Home: 3-5) (Away 0-2) (Neutral Site 0-1)

12/2/2017	#16 Memphis	W 62-55 (OT)
9/17/2016	Maryland	L 24-30 (OT)
10/9/2014	BYU	W 31-24 (OT)
12/1/2012	at Tulsa	L 27-33 (OT)
10/13/2012	Southern Miss	W 38-31 (OT)
11/2/2008	East Carolina	L 10-13 (OT)
9/6/2008	#17 USF (#17)	L 24-31 (OT)
12/24/2005	vs. Nevada	L 48-49 (OT)
11/6/2004	Ohio	L 16-17 (OT)
11/20/1999	Bowling Green	L 30-33 (OT)
8/30/1997	at Mississippi	L 23-24 (OT)





KNIGHT NOTES

- Since 2006, the only season that didn't include a previous No. 1 in the regular season or bowl game was 2015.
- The Knights' 2025 schedule sees BYU and North Carolina on that list, with BYU earning four weeks at No. 1, most recently in 1984 while North Carolina earned one number one ranking in 1948. Other years/teams in the streak: 2024 saw Colorado (7 weeks, last 1990), Florida (41 weeks, last 2009) and TCU (2 weeks, last 1938); 2023 saw Oklahoma (101 weeks, last 2011); 2022 and 2021 saw SMU (2 weeks, last 1950).
- If bowls are included, the 2020 season saw UCF match up with BYU in the Boca Raton Bowl. Keeping the streak alive: 2019 saw Pitt (21 weeks, last 1982); 2018 saw Pitt, SMU and LSU in the Playstation Fiesta Bowl (38 weeks, last 2019); 2017 saw Maryland (6 weeks, last 1955), SMU, and Auburn in the Chick-fil-A Peach Bowl (9 weeks, last 2010); 2016 saw Michigan (36 weeks, last 2024) and Maryland.

JADEN NIXON STEALS THE SHOW

- The redshirt senior running back posted a memorable performance in the win over N.C. A&T. He returned the opening kickoff 96 yards for a game-opening touchdown. His long sprints didn't stop there as he earned 87- and 66-yard touchdown rushes in the game, compiling 156 rushing yards on the night. The 87-yard rush tied the third longest run from scrimmage in program history.
- The kickoff return for a touchdown was the second of Nixon's career and the first by a Knight since Mike Hughes did so in the War On I-4 game of 2017, which ended up being the game winner. It was the first opening kickoff return by a Knight since 2010 when Quincy McDuffie did it at Tulane.
- Nixon compiled 252 all-purpose yards and 18 points in the 68-7 win. The last UCF player to tally over 250 all-purpose yards was wide receiver Ryan O'Keefe, who tallied 251 in the Gasparilla Bowl against Florida on Dec. 23, 2021.
- Nixon became the fourth player in UCF's FBS history to tally a kickoff return for a touchdown and an offensive score in the same game (last 2012).
- On one of his touchdown runs, UCF's dance team was waiting for the next dead-ball whistle to put on their performance in the endzone. Nixon celebrated with the awaiting dance team, and later filmed a dance on Instagram reels with the team.

RUNNING PAST N.C. A&T

- More Knights than just Jaden Nixon put on a show in UCF's 68-7 victory in week two. Tayven Jackson and Jacurri Brown each had two rushing touchdowns of their own while Stacy Gage rushed for his first career touchdown, going 23 yards.
- The Knights rushed for seven touchdowns, one shy of tying a program record for rushing touchdowns in a single game.
- Nixon and Brown both surpassed the 100-yard rushing mark, the first time a pair of Knights have done that since Ryan O'Keefe and Isiah Bowser did so in the Gasparilla Bowl against Florida on Dec. 23, 2021.

SCORING TRIFECTA

- UCF scored three different ways against N.C. A&T, earning kick return, defensive and offensive touchdowns all within the first quarter.
- This first-quarter frenzy marked a rare trifecta that UCF last accomplished in a full game on Oct. 28, 2017 against Austin Peay. Doing it all within the first quarter? That hadn't happened since Oct. 1, 2016, when Frost's first UCF squad pulled off a score in all three categories against East Carolina, although the defensive score was a safety.

FIRST FROST 2 = VICTORY NO. 1

- After posting the best two-year turnaround in the recent history of college football back in 2016 and 2017, the second first game of Scott Frost's UCF career resulted in a victory, beating Jacksonville State 17-10.
- The Knights' Tayven Jackson tossed a 33-yard strike to DJ Black near the endzone on 3rd and 9 with 1:03 left to play for the game-winning touchdown.
- A two-hour, seven-minute weather delay paused the game with 10:45 left in the second quarter. UCF's starting quarterback Cam Fancher was injured just before the weather delay in a 0-0 game.
- The game remained scoreless into the half, just the sixth time in Big 12 history and first since Ohio and Iowa State in 2023.
- In three season openers under Frost, UCF has shut out its opponent in seven of 12 possible quarters. Frost improved to 3-0 in openers as a Knight.

WIN NUMBER 300

- UCF earned its 300th victory in program history in the season opening 17-10 win over Jacksonville State.
- It took the Knights 542 games to reach the mark, making them the second-fastest of the Power 4 teams in Florida (Florida State, 479; UCF, 542; Miami, 552; Florida, 560).
- Additionally, it makes UCF the seventh-fastest to reach that mark out of members in the Big 12 Conference (Arizona, 463; Utah, 466; Colorado, 483; Arizona State, 494; West Virginia, 501; TCU, 526; UCF, 542; Kansas and Texas Tech, 547; Baylor, 560; Houston, 574; BYU, 598; Cincinnati, 604; Iowa State, 661; Oklahoma State, 673; Kansas State, 815).

DJ BLACK: D-II TO P4 TD

- DJ Black, who was on the receiving end of the game-winning touchdown to lift UCF to a 17-10 victory, earned the start in his first game in the Power 4.
- Last season, Black was a member of Limestone, a Division II program that closed the football program down last season. Black plastered his name all over the statsheet, scoring 11 touchdowns and recording 939 receiving yards.
- Offensive lineman Owen Spell was also at Limestone with Black in 2024.

RETURNING TO THE AIR

- The two quarterbacks to play in UCF's opener vs. Jacksonville State totaled 314 passing yards. UCF didn't pass for over 300 yards at any point last season; the last time before 2025's opener was the third game of the 2023 season, tallying 349 vs. Villanova.
- Tayven Jackson accounted for 282 passing yards vs. Jacksonville State, the second highest total of his career behind his career-best 299.

SEASON OPENING STREAK

- The opening night victory against Jacksonville State was the 10th consecutive win for the Knights in their first game of the season, a trend Frost started as UCF's head coach in 2016 with a 38-0 win over South Carolina State.
- Beyond that, UCF has now started 1-0 in 19 of the last 21 seasons and has won 21 of 31 openers since becoming an FBS program to begin the 1996 season.
- The Knights have won 16 of 19 home openers at Acrisure Bounce House, including five in a row and nine of the last 10.

63 NEWCOMERS

- In what is technically his third year at the helm of the Knights and the first in his second stint, over half of Frost's roster is new to UCF. Officially, 63 of the 112 players on the squad will be making their debut on the roster.
- Of the 63 newcomers, 36 are transfers from other D-I institutions. Another six transfers are from football programs throughout other levels while two are former Division I basketball players and one is a former MiLB pitcher.
- A class of 18 true freshmen make up the remaining newcomers.

RETURNING PRODUCTION

- With 63 new players on the roster, returning production is slim.
- Four players from the 2024 squad started in six or more games, with Paul Rubelt being the lone returner to start in all 12. Just behind him was Malachi Lawrence and Nyjalik Kelly with 11 starts while Braeden Marshall had six.
- In total, 17 returners from last year's roster played in seven games or more.
- The three starters on defense who started six or more games last season account for 11.7% of tackles in 2024 (90 of 772), 22.2% of tackles for loss (18.5 of 83), 47.7% of sacks (10.5 of 22) and one of nine interceptions.
- In total, 14 defensive returners from the 2024 roster tallied 148 tackles (19.2%), 22.5 tackles for loss (27.1%) 12 sacks (54.5%) and two of nine picks.
- Offensive returners tallied 694 rushing yards (23.3%) and 88 receiving yards (3.7%).

UCFCAST

- Running backs Myles Montgomery and Jaden Nixon are poised to be a one-two punch on the gridiron, and have already proved the same in podcasting.
- So far, the duo has hosted eight episodes in the preseason, welcoming guests such as legendary UCF running back Latavius Murray, as well as current teammates such as Paul Rubelt, Dalton Riggs, Keli Lawson and more.

UCF HIGHS UNDER SCOTT FROST

500+ YARDS OF OFFENSE (GAME)			250+ RUSHING YARDS (GAME)		
726	Memphis	12/2/17	356	North Carolina A&T	9/6/25
615	at SMU	11/4/17	350	Memphis	9/30/17
603	East Carolina	10/14/17	276	at FIU	9/24/16
603	Memphis	9/30/17	275	at Michigan	9/10/16
587	FIU	8/31/17	255	West Virginia	10/18/25
578	West Virginia	10/18/25	250	at Maryland	9/23/17
50+ POINT GAMES			350+ PASSING YARDS (GAME)		
560	North Carolina A&T	9/6/25	494	Memphis	12/2/17
533	South Florida	11/24/17	439	FIU	8/31/17
519	UConn	11/11/17	412	at SMU	11/4/17
515	at Cincinnati	10/7/17	374	at Cincinnati	10/7/17
501	at FIU	9/24/16	373	South Florida	11/24/17
73	Austin Peay	10/28/17	365	ECU	10/14/17
68	North Carolina A&T	9/6/25	3 WINS OVER RANKED OPP.		
63	East Carolina	10/14/17	34-27	vs. #7/8 Auburn	1/1/18
62	Memphis	12/2/17	62-55	#16/14 Memphis	12/2/17
61	FIU	8/31/17	49-42	#22/19 South Florida	11/24/17
53	at FIU	9/24/16			
51	at Cincinnati	10/7/17			

Team Offense

Rushing Yards: 356, vs. N.C. A&T, 9/6/25
Rushing Yards Per Attempt: 11.1, vs. N.C. A&T, 9/6/25
Rushing Touchdowns: 7, vs. N.C. A&T, 9/6/25
Passing Yards: 494, vs. Memphis, 12/2/17
Passing Yards per Attempt: 23.4, at Cincinnati, 10/7/17
Passing Touchdowns: 5 (2x), last vs. Memphis, 12/2/17
First Downs: 33, vs. ECU, 10/14/17
Total Plays: 91 (2x), last vs. Maryland, 9/17/16
Total Offense: 726, vs. Memphis, 12/2/17
Yards Per Play: 12.9, at Cincinnati, 10/7/17
Points Scored: 73, vs. Austin Peay, 10/28/17

Individual Offense

Rushing Yards: 156, Jaden Nixon vs. N.C. A&T, 9/6/25
Rushing Touchdowns: 3, Dontravious Wilson at FIU, 9/24/16
Longest Rush: 96, Adrian Killins Jr. vs. Memphis, 9/30/17
Pass Completions: 29, McKenzie Milton at UConn, 10/22/16
Completion % (min. 20 att.): 92.31%, McKenzie Milton vs. Austin Peay, 10/28/17
Passing Yards: 494, McKenzie Milton vs. Memphis, 12/2/17
Passing Touchdowns: 5 (2x), last McKenzie Milton vs. Memphis, 12/2/17
Longest Pass: 82, Jacurri Brown at Kansas State, 9/27/25
Receiving Yards: 183, Tre'Quan Smith at South Florida, 11/26/16
Receiving Touchdowns: 3, Tre'Quan Smith at Cincinnati, 10/7/17

Team Defense

Fewest Rushing Yards Allowed: 29 vs. Arkansas State, 12/17/16
Fewest Passing Yards Allowed: 40 vs. North Carolina A&T, 9/6/25
Fewest Total Yards Allowed: 189 at FIU, 9/24/16
Fewest First Downs Allowed: 8 vs. Arkansas State, 12/17/16
Sacks: 8 vs. West Virginia, 10/18/25
Interceptions: 3 vs. Memphis, 12/2/17
Fumbles Recovered: 3 vs. FIU, 8/31/17

Individual Defense

Sacks: 3.0, Errol Clarke vs. Cincinnati, 11/12/16
Tackles for Loss: 4.0, Errol Clarke vs. Cincinnati, 11/12/16

Individual Special Teams

Longest Kick Return: 96, Jaden Nixon vs. N.C. A&T, 9/6/25





KNIGHT NOTES

THRIVING ON THURSDAYS

- UCF extended its Thursday winning streak to 11 with the win over Jacksonville State, the third-longest active streak in college football
- Two conference mates, Oklahoma State and Utah, lead the active list with 13 and 12 straight Thursday wins each, respectively, after week 1 of 2025
- Other active Thursday win streaks include Memphis with nine and Toledo and Clemson with eight each. The longest Thursday winning streak in college football history belongs to Miami (FL) at 15 which went from 1998-2008.

HE'S BACK!

- Scott Frost's return to UCF makes him one of 16 active head coaches who coached at a school, left and returned. Frost, along with Rich Rodriguez (West Virginia) and Matt Viator (McNeese) are set to start their second term as head coach when the 2025 season kicks off. The full list of the 16 active head coaches making returns to a previous stop are: Scott Frost (UCF), Rich Rodriguez (West Virginia), Matt Viator (McNeese), Kelley Lee (Eastern New Mexico), Mike Furrey (Limestone), Mike Locksley (Maryland), Bo Atterberry (Southeastern Oklahoma State), Joe Dupaix (Southern Virginia), Ted Karras Jr. (Marian [Ind.]), Lance Hinson (Saint Mary), Mike Cardner (Tabor), Bobby Hauck (Montana), Greg Schiano (Rutgers), Shannon Currier (Concordia-St. Paul), Todd Whitten (Tarleton State), Tom Kelley (Framingham State).

2024 FOURTH QUARTER LOCKDOWN

- Last season, UCF was tied for the second-fewest touchdowns allowed in the fourth quarter in all of FBS, allowing just five offensive TDs in the fourth
- While Northern Illinois led the nation with just four fourth quarter offensive scores allowed, UCF led the Big 12 with the fewest in the category and was tied at five with Georgia, Indiana, Iowa, James Madison, Ole Miss and Wyoming
- A handful of other Big 12 programs were close to the Knights, as Houston and Iowa State each allowed six fourth quarter offensive scores while Cincinnati allowed seven

WATCH LISTS

- A handful of Knights have been named to preseason watchlists throughout the fall, with Jaden Nixon leading the way with four nods
- Running back Jaden Nixon was named to four preseason watchlists: Maxwell Award (college player of the year), Paul Hornung (most versatile player in college football), Doak Walker (best running back), Earl Campbell Tyler Rose Award (offensive player who exhibit the enduring characteristics that define Earl Campbell; also must either be born in Texas, attended high school in Texas or attend a college/university in Texas).
- Running back Myles Montgomery joined Nixon on the Doak Walker Award watchlist, an honor former Knight RJ Harvey and was a two-time semifinalist for
- Paul Rubelt was tabbed to the Allstate Wuerffel Trophy watchlist, college football's premiere award for community service
- Cam Fancher and John Walker were named to the Comeback Player of the Year watchlist; Walker missed all last season while Fancher missed time late

TRIO HONORED BY PHIL STEELE

- UCF had a trio of Knights named to Phil Steele's 2025 Preseason Big 12 Teams
- A pair of Knights made their way onto the Second Team: defensive end Nyjalik Kelly earned the nod after 5.5 sacks for the Black and Gold last year while running back Jaden Nixon compiled 921 yards for Western Michigan
- Fifth-year senior and Knight offensive lineman Paul Rubelt earned a spot on the Third Team after grading out at a 78.7% clip in pass blocking and helping the Knights finish fifth nationally in rushing offense per game

DUNNAM FIFTH-HIGHEST RATED SAFETY IN BIG 12

- UCF newcomer and defensive back Phillip Dunnam graded as the fifth highest safety in the Big 12 Conference, according to PFF College.
- He earned a 76.6 grade. Preceding him was TCU's Bud Clark (89.8), Houston's CJ Douglas (85.7), Utah's Tao Johnson (82.5) and Cincinnati's Antwan Peek Jr. (80.9). Dunnam checks in ahead of West Virginia's Jordan Walker (75.1), rounding out the top half-dozen safeties in the Big 12.
- Last season, Dunnam suited up for Florida Atlantic, eight starts in 11 games played; he tallied 56 tackles, 2.5 of which were for a loss, and three picks

IN OUR KNIGHTED ERA

- UCF debuted new uniforms for the 2025 season and the return of head coach Scott Frost. The uniforms are a fresh blend of classic and modern elements that pay homage to multiple iconic eras in UCF football history. The numbers in particular have four different eras represented:
 - The drop shadow on the numbers are a nod to 1998, the year UCF QB Daunte Culpepper finish top 10 in Heisman voting
 - The notches in the numbers were introduced in 2013, the year UCF QB Blake Bortles led the Knights to a Fiesta Bowl victory, they also replicate the block "Knights" wordmark in the endzones of the Bounce House.
 - Select tones and edges were selected from UCF's "Knighted" font which was featured in the program's rise to the Big 12.
 - The numbers on the new uniforms are bigger and bolder than the most recent version, a nod to large numbers worn from 2016-21.
- In addition to the new number font, shoulder numbers return to UCF's uniforms from the 2016-21 versions. The shoulders keep a nod to the pegasus, the university's academic logo, by featuring an oversized pegasus wing which was first featured on UCF's 2023 Mission VII Space uniforms. The pants on the new uniforms feature three larger polaris stars, representing UCF's past, present and future. The polaris star also makes an appearance inside the numbers as the shape of the perforation in the numbers. The polaris star is also a part of the university's academic logo.

TOUCH GRASS

- Acrisure Bounce House has new grass for the first time since it opened back in 2007. This summer, Carolina Green Corp. installed TifTuf® Bermudagrass, replacing the stadium's original field. The grass came from a sod farm in Vero Beach.
- Carolina Green Corp. is a licensed general contractor specializing in design, construction and renovation of natural and synthetic turf fields. They are one of a handful of construction firms labeled as Certified Field Builder (CFB) by the American Sports Builders Association. Carolina Green has on staff Certified Sports Field Managers (CSFM) and agronomists.

IT RUNS IN THE FAMILY

- It's not every day a person gets to interact with a pro athlete, but for a handful of Knights, they do every day with their family members. The below list of Knights have professional athletes in the family tree.
- Tayven Jackson's brother Trayce Jackson-Davis is a member of the Golden State Warriors, averaging 7.1 points per game over his career heading into the 2025-26 campaign; Tayven's father, Ray, played cornerback at Washington State and was a member of the Cougars' 1998 Pac-10 championship and went on to play in the NFL for four seasons, NFL Europe for two and Arena Football League for one.
- Phillip Dunnam's uncle is Miami Heat legend Udonis Haslem, while his cousins E.J. Biggers (cornerback) and Louis Delamas (safety) played in the NFL
- Jaden Nixon's second cousin is NFL legend Adrian Peterson. Nixon's father, Jeroid Johnson played football and ran track at Oklahoma State while his cousin LaKyrion Mays ran for the track team there as well. Two more of Jaden's cousins, Larry and Issiah, just wrapped up their college careers on the defensive side of the ball.
- Davi Belfort's father is retired UFC and Brazilian pro boxer Vitor Belfort
- Jayden Bellamy's father, Jay, played in the NFL for 14 seasons with the Saints and Seahawks. Jayden's sister, Breilyn (Bre), played five seasons of college basketball
- Kam Moore's father, Ron, played in the NFL for six seasons, scoring 14 touchdowns and rushing for 2,210 yards
- Agyeman Addae's father, Jahmille Addae, currently coaches cornerbacks for the Buffalo Bills
- Jabari Brooks' father, Willie Kelly, played fullback at Auburn from 1988-92, winning SEC titles in 1988 and 1989. His brothers Karekin (RB at Penn), Kelly (EDGE at Mercer) and Dijmon (DL at Georgia Tech) all recently wrapped up their college careers
- Zack Palmer's father, Mike, also played football at UCF, suiting up as a linebacker from 1995-98
- Brothers Carson and Chase Hinshaw are both rostered as wide receivers on this year's roster; nephew of former UCF OC Darin Hinshaw
- Two members of Tyreek's Robinson's family, Sam Shields and Demarcus Christmas, were drafted into the NFL

UNDERRATED BY THE AP

- According to a preseason release by Brett McMurphy of On3, UCF was listed as the No. 12 most underrated team by the AP poll since 2014, comparing the Associated Press' preseason Top 25 rankings with the AP's final rankings each season.
- Eight Big 12 Conference teams made the list of underrated teams, with BYU at No. 1, TCU at No. 4, Cincinnati at No. 6, Arizona State at No. 9, UCF at No. 12, Houston at No. 16, Oklahoma State at No. 17 and Arizona at No. 19
- On the flip side, UCF will face a non-conference opponent this season on the top 25 most overrated teams list as North Carolina checks in at No. 12.

REMEMBERING COACH CLARK



The UCF Athletics community is deeply saddened to announce the passing of offensive line coach Shawn Clark.

Coach Clark, 50, passed away the evening of Sept. 21 at a local hospital unexpectedly, with his wife, Jonelle, by his side. He was admitted on Tuesday, Sept. 9, after experiencing a medical emergency and remained in stable condition before passing away last night.

"Shawn was so much more than a coach. He was a remarkable man, husband, and father who cared deeply about his players and staff," said UCF head coach Scott Frost. "The reaction of our players and coaches to the news this morning is a testament to Shawn's character and the impact he had on every life that he touched. He was loved. Our thoughts and prayers are with his wife, Jonelle, and children, Giana and Braxton. We are here to support them and will continue to keep them in our hearts and prayers."

A veteran coach with more than two decades of experience, Coach Clark joined UCF in December 2024 following a successful tenure as head coach at Appalachian State, where he compiled a 40-24 record across five seasons. His App State tenure was highlighted by a 10-win season in 2021 and three bowl wins. Coach Clark's teams earned multiple Sun Belt East Division titles and developed some of the nation's top offensive line units, with his 2018 and 2019 groups ranked among the best in the country.

"We are heartbroken by Shawn's passing," said UCF Vice President and Director of Athletics Terry Mohajir. "He brought passion, integrity, and a genuine love for people to everything he did. Shawn will be remembered not only for his impact on the game of football, but also for the relationships he built and the example he set as a husband and father. Our deepest condolences go out to his wife and children during this difficult time."

As a player, Clark was a two-time All-American and three-time all-conference selection on the offensive line at App State, where the Mountaineers posted a 45-16 record during his career. He later built his coaching résumé with roles at Eastern Kentucky, Purdue, Kent State, and App State, where he guided multiple All-Americans and NFL draft picks.

Clark graduated from App State with a bachelor's degree in criminal justice in 1998 and earned a master's in education from Louisville in 2003.

He is survived by his wife, Jonelle, and their two children, Giana and Braxton.



Decals honoring Shawn Clark to be worn on UCF's helmets this season





KNIGHT NOTES

Also on the most overrated list is Utah at No. 18, Iowa State at No. 23 and Kansas State at No. 24.

CUSA TIES

- Since its inception in 1995, Conference USA has seen 33 FBS programs have played in or are currently a part of the league, equalling 24.3% of the FBS teams. UCF was one of those teams, joining the league in 2005 before playing its final season in the league in 2012.
- The Black and Gold won two conference championships while members of CUSA, doing so in 2007 and 2010. The Knights finished first or tied for first in the East Division four times while members (2005, 2007, 2010, 2012).
- Jacksonville State is the most recent champion of Conference USA, winning the 2024 title after joining the league in 2023.
- Other teams that have come from Conference USA that are on UCF's 2025 schedule include Cincinnati and Houston

DIVISION I DEBUTS

- Fourteen members of this year's UCF squad are making the jump to the FBS level this season
- The Knights have eight players who are new to a Division I roster and an additional six that make the jump to FBS from FCS
- The eight Knights that are making the jump to Division I this season are: DJ Black (Limestone - DII / South Carolina), Dominick Campbell (Howard and Notre Dame men's basketball), Anthony Coaxum (W.V. Wesleyan/Kentucky Christian/Carson-Newman) Dallan "Deebo" Coleman (UCF and Georgia Tech men's basketball), Mason Denaburg (MLB, Washington Nationals organization), Laparka Langston (NW Mississippi - NJCAA), Justin Royes (Virginia Union - DII), Owen Spell (Limestone - DII / Madonna)
- Additionally, six Knights make their jump from FCS to FBS in the 2025 season: Jabari Brooks (Samford), Chris Domercant (Chattanooga / Stonehill), Cole Kozlowski (Colgate), Jeffson Lafontant (Bethune-Cookman), Connor Meadows (Tennessee State / Tennessee), Isaiah Reed (Brown)

MULTI-SPORT ATHLETES

- Plenty of Knights on this year's roster were multi-sport athletes in high school, but a few have gone on to play multiple sports at some high levels
- Punter Mason Denaburg recently traded in a baseball for a football after pitching in the Washington Nationals minor league organization after being a first round selection in the 2018 MLB draft. He appeared in 88 games across rookie ball to High-A, punching out 139 batters in the process.
- Tight end Dallan "Deebo" Coleman dons the Black and Gold for a second straight season, just on a different playing surface. After playing basketball at Georgia Tech for the first three seasons of his college career, Coleman transferred to UCF, helping the Knights reach the College Basketball Crown championship game. He averaged 6.7 points per game over his career, shooting 33.6% from the three-point line.
- Offensive lineman Dominick Campbell also transitions from the hardwood to the gridiron, playing basketball at Notre Dame his freshman year before spending the last two seasons with Howard. He averaged 5.8 points and 3.7 rebounds per game while shooting 49.7% from the floor.

NEW NATIONS

- The Knights have a chance to add two new nations to the all-time letterwinners list this season, welcoming Aymeric Koumba of France and Davi Belfort of Brazil
- Both players transferred in this season, as Koumba joins UCF from Michigan and Belfort from Virginia Tech
- Overall, UCF has six different nations represented on this year's roster: United States, France, Brazil, Italy, Canada and Germany

SEASON TICKETS SOLD OUT

- For the fifth consecutive season and the sixth time since 2019, UCF has sold out of its football season tickets allotment
- The lone season that separated the streak was due to a COVID-19 affected 2020 season
- With the sell out of season tickets, UCF is excited to reintroduce the Bounce Pass. The Bounce Pass is the most unique way to experience UCF Football allowing you to bounce around the stadium to take in gameday from different areas of Acrisure Bounce House

BIG 12 CONFERENCE

- 2025 marks the 30th season of Big 12 Football, which held its inaugural season in 1996
- UCF's win over North Carolina helped the Big 12 improve to 6-1 against ACC opponents this season as non-conference play concludes
- The Big 12 has eight wins versus Power Four opponents, which ties the 2002 season as the most non-conference wins against major conference opponents in league history.
- Big 12 QB Club: The Big 12 has nine teams that return quarterbacks who threw for 2,400 yards or more last season, nearly twice the total of any other Power 4 conference. The Conference also bolstered its QB class with talented newcomers.
- The Big 12 will create excitement again this season after the Conference led the nation in 2024 in fourth-quarter lead changes and go-ahead scores in the final minute of conference games.
- The Big 12 Conference will publicly provide player availability reports for all Conference games this season

THE SPACE GAME

- The UCF Space Game has been played annually since the 2017 season and the Knights are 8-0 all-time in space games following a 56-12 victory against Arizona on Nov. 2, 2024.
- The game recognizes the University of Central Florida's roots, founded as Florida Technological University in 1963 with the mission of providing personnel to support the growing U.S. space program at the Kennedy Space Center and Cape Canaveral Air Force Station. As the academic scope expanded beyond its original focus on engineering and technology, the school was renamed the University of Central Florida in 1978.
- This year's Space Game theme is Mission IX: Hyperspace with the tagline Citius Est Futurum, meaning the future is faster. The UCF HyperSpace Center, in partnership with the U.S. Air Force, stands on the forefront of hypersonics and space propulsion research. This technology allows for air travel at speeds of Mach 6 to 17, meaning six to 17 times the speed of sound, or more than 4,600 to 13,000 mph; it means going from New York to London in less than 15 minutes. Far beyond science fiction, a team of 40 UCF undergraduates and 25 graduate students, led by Professor Kareem Ahmed, are turning theory into reality. Hypersonic technology holds promise for opening up the boundaries of space exploration, changing our perceptions of the impossible.
- The Citronauts, the Knights' nickname in Space Games, will play their Space Game on Nov. 7, a Friday night in Orlando. It will be the ninth installation of the Space Game and the second against a repeat opponent. UCF beat Houston 44-29 in 2019
- UCF Space Game History
 - Nov. 2, 2024: W, 56-12, Arizona
 - Nov. 11, 2023: W, 45-3, #15 Oklahoma State
 - Oct. 13, 2022: W, 70-13, Temple
 - Oct. 22, 2021: W, 24-7, Memphis
 - Oct. 24, 2020: W, 51-34, Tulane
 - Nov. 2, 2019: W, 44-29, Houston
 - Nov. 1, 2018: W, 52-40, Temple
 - Oct. 14, 2017: W, 63-21, ECU
- UCF is averaging 50.6 points per game in Space Games, while opponents have been held to 19.9 ppg.
- UCF Space Facts:
 - UCF is No. 1 nationally for placing graduates in aerospace industry jobs.
 - In 1968, UCF established its motto: "Reach for the Stars" to represent the University's promising aerospace education in engineering, electronics and other technological professions.
 - 29% of Kennedy Space Center employees are UCF Alumni.
 - The 50-yard line of Acrisure Bounce House is on the exact latitude as Launch Complex 39A, NASA's most historic launch pad, 31 miles to the east.

TEAM STREAKS

Overall: Lost 1
Home: Won 1
Away: Lost 7
Neutral: Lost 3

Big 12: Lost 1
Big 12 Home: Won 1
Big 12 Away: Lost 6

Non-Con: Won 3
Non-Con Home: Won 8
Non-Con Away: Lost 1

vs. AP Top Five: Lost 6
vs. AP Top 10: Lost 4
vs. AP Top 25: Lost 2
vs. Unranked: Lost 1

Game Ends in Any OT: Won 1
Game Ends in One OT: Won 1
Game Ends in 2OT+: Won 1

Leading at Half: Won 1
Trailing at Half: Lost 7

KNIGHTS IN THE NFL



Name	Team	Pos.
Kalia Davis	49ers	DT
Tylan Grable	Bills	T
RJ Harvey	Broncos	RB
Mike Hughes	Falcons	CB
Charley Hughlett	Eagles	C
Mac McWilliams	Eagles	CB
John Rhys Plumlee	Steelers	WR
Alex Ward	Rams	C
Gabe Davis	Bills	WR
Matt Prater	Bills	K

HOMECOMING SUCCESS

All-Time Homecoming Record: 32-14

Date	Opponent	Score	Attendance
11/8/80	Albany	L, 27-28	14,022
11/7/81	Hampden-Sydney	W, 17-0	8,391
10/30/82	West Georgia	L, 7-41	9,257
10/1/83	Valdosta State	W, 20-0	12,777
10/27/84	Austin Peay	L, 21-24	12,225
10/26/85	Stephen F. Austin	L, 24-59	11,263
10/25/86	Wofford	L, 28-31	23,760
10/24/87	N.W. Missouri St.	W, 45-3	15,208
10/15/88	S. Conn. St.	W, 24-16	22,439
10/28/89	Liberty	W, 33-30	15,095
11/10/90	Slippery Rock	W, 24-21	16,208
11/2/91	Savannah State	L, 31-33	13,188
11/7/92	Buffalo	W, 63-21	9,067
10/16/93	Western Illinois	W, 35-17	12,857
10/22/94	Troy	L, 38-39	27,003
11/4/95	Bethune-Cookman	W, 38-7	16,002
11/2/96	Illinois State	W, 42-15	17,639
11/15/97	Eastern Michigan	W, 27-10	39,433
11/14/98	Ball State	W, 37-14	31,412
10/30/99	Eastern Michigan	W, 31-6	27,845
10/21/00	ULM	W, 55-0	25,093
10/20/01	ULM	W, 38-6	23,001
10/26/02	Akron	W, 28-17	19,799
10/25/03	Central Michigan	W, 31-13	20,523
11/6/04	Ohio	L, 16-17 (OT)	20,498
11/5/05	Houston	W, 31-29	32,635
11/4/06	East Carolina	L, 10-23	31,414
11/3/07	Marshall	W, 47-13	46,103
11/8/08	Southern Miss	L, 6-17	41,652
11/14/09	Houston	W, 37-32	36,776
10/23/10	Rice	W, 41-14	38,151
10/29/11	Memphis	W, 41-0	37,683
11/3/12	SMU	W, 42-17	36,036
11/9/13	Houston	W, 19-14	44,665
10/25/14	Temple	W, 34-14	39,554
10/17/15	Houston	L, 10-59	28,350
10/15/16	Temple	L, 25-26	38,299
10/14/17	ECU	W, 63-21	40,287
11/10/18	Navy	W, 35-24	44,738
10/19/19	ECU	W, 41-28	42,906
10/24/20	Tulane	W, 51-34	9,148*
11/6/21	Tulane	W, 14-10	23,175
10/29/22	#20/19 Cincinnati	W, 25-21	44,313
10/28/23	West Virginia	L, 28-41	44,136
10/26/24	BYU	L, 37-24	42,144
10/18/25	West Virginia	W, 45-13	43,445

*attendance capacity reduced due to COVID-19 pandemic





THE LAST TIME...

UCF - TEAM

OPPONENT - TEAM

90+ offensive plays	at Cincinnati (90)	10/11/25	at South Florida (93)	11/27/20
30+ first downs	Arizona (33)	11/2/24	at Oklahoma (30)	10/21/23
500+ of total offense	West Virginia (578)	10/18/25	at Cincinnati (515)	11/4/23
600+ of total offense	Arizona (602)	11/2/24	vs. #13 BYU (655)	12/22/20
700+ of total offense	Kent State (723)	8/31/23	at Memphis (703)	10/17/20
500+ team passing yards	at Memphis (601)	10/17/20	South Florida (503)	11/24/17
Had 5+ passing touchdowns	at Memphis (5)	10/17/20	at Memphis (7)	10/17/20
Two players 100 yds passing	Florida A&M (B. Wimbush, 168; D. Gabriel, 127)	8/29/19	at Cincinnati (Gunner Kiel, 319; Hayden Moore, 154)	10/31/15
300+ team rushing yards	Arizona (308)	11/2/24	at Kansas (399)	10/7/23
Had 5+ rushing touchdowns	North Carolina A&T (7)	9/6/25	West Virginia (5)	10/28/23
Two players 100 yds rushing	North Carolina A&T (Jaden Nixon, 156; Jacurri Brown, 106)	9/6/25	at Cincinnati (Kiner:114, R. Montgomery:113)	10/7/23
Two players 100 yds receiving	Temple (Kobe Hudson, 121; Ryan O'Keefe, 111)	10/13/22	---	---
100 rush, 100 rec, 300 pass	at Florida Atlantic	9/17/22	at South Florida	11/27/20
	John Rhys Plumlee (121 rushing)		Kelly Joiner (116 rushing), Brian Battie (102 rushing)	
	Alec Holler (115 receiving)		Bryce Miller (121 receiving)	
	John Rhys Plumlee (339 passing)		Jordan McCloud (404 passing)	
Three defensive scores	vs. Tulane (Drico Johnson - fum + int; Shaquill Griffin - int)	11/5/16	---	---
Recover onside kick	East Carolina	11/19/15	UAB	11/24/12
Record a safety	New Hampshire (Tennison, blocked punt)	8/29/24	Tulsa	10/3/20
Had 5+ sacks	West Virginia (8)	10/18/25	Utah (5)	11/29/24
Come from down 10 points	at TCU (21 points, 28-7)	9/14/24	Kansas (10 points, 17-7 to win 27-20)	10/4/25
Score on first play of game from scrimmage	Baylor (Richardson, 79-yard run)	9/30/23	---	---
Win on final snap of reg.	at Boise State (18-16, Colton Boomer, 40 FG)	9/9/23	vs. Penn State (Sam Ficken 36-yard field goal)	8/30/14
Convert two-point conv.	at Cincinnati (Fancher pass to Domercant)	10/11/25	Utah (Bottari pass to Bernard)	11/29/24
Did not punt	at Cincinnati	10/7/17	at Cincinnati	10/31/15

UCF PLAYER


OPPONENT PLAYER

50+ passing attempts	Tulsa (Dillon Gabriel, 51)	10/3/20	at TCU (Josh Hoover, 52)	9/14/24
60+ passing attempts	---	---	Louisiana Tech (Tim Rattay, 64)	9/5/98
30+ completions	at Memphis (Dillon Gabriel, 35)	10/17/20	at TCU (Josh Hoover, 35)	9/14/24
40+ completions	---	---	Louisiana Tech (Tim Rattay, 46)	10/23/99
400+ yards passing	Tulane (Dillon Gabriel, 422)	10/24/20	at TCU (Josh Hoover, 402)	9/14/24
500+ yards passing	at Memphis (Dillon Gabriel, 601)	10/17/20	South Florida (Quinton Flowers, 503)	11/24/17
5+ passing touchdowns	Tulane (Dillon Gabriel, 5)	10/24/20	at Memphis (Brady White, 6)	10/17/20
6+ passing touchdowns	Liberty (Darin Hinshaw, 6)	11/6/93	at Memphis (Brady White, 6)	10/17/20
30+ rushing attempts	vs. Florida (Isaiah Bowser, 35)	12/23/21	at Memphis (Darrell Henderson, 31)	10/13/18
40+ rushing attempts	Memphis (Brynn Harvey, 42)	10/3/09	Eastern Michigan (Anthony Sherrell, 43)	11/8/03
150+ rushing yards	North Carolina A&T (Jaden Nixon, 156)	9/6/25	at Kansas State (DJ Giddens, 4)	9/23/23
200+ rushing yards	Oklahoma State (RJ Harvey, 206)	11/11/23	at Kansas State (DJ Giddens, 4)	9/23/23
250+ rushing yards	vs. Tulsa (Kevin Smith, 284)	12/1/07	Akron (Mike Clark, 255)	9/27/86
4+ rushing touchdowns	Sam Houston (RJ Harvey, 4)	9/7/24	at Kansas State (DJ Giddens, 4)	9/23/23
5+ rushing touchdowns	---	---	Virginia Tech (Lee Suggs, 5)	11/11/00
150+ yards receiving	vs. Georgia Tech (Javon Baker, 173)	12/22/23	Baylor (Monaray Baldwin, 150)	9/30/23
200+ yards receiving	vs. Nevada (Brandon Marshall, 210)	12/24/05	South Florida (Tyre McCants, 227)	11/24/17
3+ receiving touchdowns	at South Florida (Jacob Harris, 3)	11/27/20	Memphis (Anthony Miller, 3)	12/2/17
4+ receiving touchdowns	Ohio (Doug Gabriel, 4)	11/30/02	Valdosta State (Darrien Teals, 4)	10/22/88
75-yard touchdown reception	at Kansas State (DJ Black, 82)	9/27/25	at Temple (Branden Mack, 75)	10/26/19
70-yard non-scoring reception	Temple (Jaylon Robinson, 70)	11/14/20	Austin Peay (Kyrin Moore, 74)	10/28/17
50+ yard field goal	West Virginia (Noe Ruelas, 51)	10/18/25	vs. Marshall (J. Rohrwasser, 50)	12/23/19
4+ field goals	at Boise State (Colton Boomer, 4)	9/9/23	vs. LSU (Cole Tracy, 4)	1/1/19
5+ field goals	---	---	Southern Miss (Danny Hrapmann, 5)	11/12/11
2+ sacks	at Baylor (Malachi Lawrence, 2)	11/1/25	Utah (Lander Barton, 2)	11/29/24
3+ sacks	at South Florida (Landon Woodson, 3)	11/27/20	Navy (John Marshall, 4)	11/19/22
3+ interceptions	---	---	at UConn (Andrew Adams, 3)	11/1/14
2+ interceptions	Oklahoma State (Demari Henderson)	11/11/23	Boise State (Tyric LeBeauf, 2)	9/2/21
Interception for TD	at Iowa State (BJ Adams, 63)	10/19/24	Utah (Zemaiah Vaughn, 60 yards; Smith Snowden, 13 yards)	11/29/24
Fumble return for TD	West Virginia (Keli Lawson, 32)	10/18/25	Colorado (Cam'Ron Silmon-Craig, 95 yards)	9/28/24
Kickoff return for TD	North Carolina A&T (Jaden Nixon, 96)	9/6/25	at Tulane (Stephon Huderson, 98)	11/23/19
Opening kickoff for TD	North Carolina A&T (Jaden Nixon, 96)	9/6/25	Pittsburgh (Lowell Robinson, 97)	10/13/06
70-yard punt	at Pittsburgh (Andrew Osteen, 71)	9/21/19	Arizona (Michael Salgado-Medina, 71)	11/2/24
Punt return for TD	at Pittsburgh (Otis Anderson, 87)	9/21/19	at Kansas (Trevor Wilson, 82)	10/7/23
Blocked punt for TD	Georgia Tech (2nd Qtr, Q. Bullard)	9/24/22	at Arizona State (Montana Warren, 46)	11/9/24
Blocked punt	North Carolina A&T (2nd Qtr, J. Gould)	9/6/25	South Carolina State (3rd Qtr, Zanjerri Dunham)	9/1/22
Blocked field goal	Jacksonville State (2nd Qtr, Keli Lawson)	8/28/25	at TCU (2nd Qtr, LaMareon James)	9/14/24
Blocked extra point	at Iowa State (3rd Qtr, C Johnson)	10/19/24	at TCU (3rd Qtr, Bud Clark)	9/14/24

BOLD indicates play or game from 2025 season



UCF SCORIGAMI



What is Scorigami?

Scorigami is the art of building final scores that have never happened before. The concept was thought of by Jon Bois who sought to find unique scores in NFL history. In this case, we use it to see how often a score or range of points scored occurs, essentially creating a heat map of results across UCF football's history. Each data point is the final score of a UCF football game.

How do I read this chart?

The winning team's score is along the top (horizontal axis) and the losing team's score is along the left (vertical axis). Scores marked in green have happened, scores in white have not yet happened, scores in black are impossible. The bottom half is all black because the losing team can not score more points than the winning team. The numbers inside the green squares are the amount of times that score has happened. The higher the number in the green square, the more common the score.

373

UNIQUE SCORES

in UCF Football History

45-13

LAST SCORIGAMI

Oct. 18, 2025 vs. West Virginia

Most Common Final Scores in UCF Football History

Game Result	Score	Times	Last Occurrence	UCF Record
	31-24	6	Nov. 4, 2017, Win vs. SMU	4-2
	38-17	5	Dec. 21, 2012, Win vs. Ball State	3-2
	31-21	4	Nov. 23, 2024, at West Virginia	2-2
	38-31	4	Nov. 12, 2022, Win at #17 Tulane	3-1
	24-7	4	Oct. 22, 2021, Win vs. Memphis	3-1
	38-0	4	Sep. 8, 2018, Win vs. South Carolina St.	3-1
	52-7	4	Oct. 21, 2015, Loss at Cincinnati	2-2
	31-14	4	Sep. 26, 2015, Loss at South Carolina	1-3
	19-14	4	Nov. 9, 2013, Win vs. Houston	1-3
	24-17	4	Oct. 5, 2013, at Memphis	1-3
	35-14	4	Oct. 13, 2010, Win at Marshall	3-1
	31-10	4	Sep. 30, 2000, Win at Eastern Michigan	1-3

31

MOST COMMON WINNING SCORE

Has occurred 41 times, last occurrence 31-21 loss at West Virginia, Nov. 23, 2024

Next closest: 38 points, 33 times

14

MOST COMMON LOSING SCORE

Has occurred 52 times, last occurrence 28-14 loss vs. Utah, Nov. 29, 2024

Next closest: 7 points, 43 times

2025 Scorigamis

- 68-7, UCF beats North Carolina A&T on Sep. 6
- 34-9, UCF beats North Carolina on Sep. 20
- 34-20, Kansas State beats UCF on Sep. 27
- 20-11, Cincinnati beats UCF on Oct. 11
- 45-13, UCF beats West Virginia on Oct. 18



Scott FROST

Head Coach / First Season, Third Season Overall at UCF

After an unforgettable two-year run that saw the UCF football program rise to national prominence, Scott Frost is coming back home.

Known for sparking the "Charge On" spirit and guiding UCF to its first perfect season, Frost was re-introduced as the program's next head coach by UCF Vice President and Director of Athletics Terry Mohajir on Dec. 8, 2024.

Frost originally served as UCF's head coach from 2016 to 2017, culminating in a historic 13-0 season, an AAC championship and a national championship that captured the nation's attention. In his final game, Frost guided UCF to a victory over No. 7 Auburn in the 2018 Peach Bowl, securing the program's first undefeated season in school history.

Frost posted the greatest two-year turnaround in college football history at UCF, inheriting a 0-12 team in 2015 and taking the Knights to a perfect season in his second and final year, when he was named the national coach of the year.

"I'm deeply honored to return to UCF, a school that has always held a special place in my heart," Frost said. "The foundation we built here has only grown stronger, and I am thrilled to continue shaping this program's legacy. As we prepare for year three in the Big 12 Conference, I look forward to working alongside our dedicated student-athletes, talented staff, and passionate fans to reach new heights together."

Frost went a combined 19-7 in two seasons at UCF, helping turn an 0-12 team into a 13-0 squad in just two years. In Frost's first season, he took the Knights to a bowl game and finished with a 6-7 record. The turnaround was historic, as Frost became the only first-year coach in FBS history to make a bowl game with a team that was winless the previous season. UCF led the nation with a six-win improvement in 2016 and exceeded that mark in 2017 as the nation's only undefeated team. The Knights put together the first undefeated regular season in UCF and AAC history in 2017, posted the longest winning streak in school history at the time of his departure (13 games), achieved the highest in-season ranking in program history (10th), highest final ranking (6th) and set an AAC record with 16 all-conference selections.

UCF was led by its high-powered offense and improved defense under Frost. The Knights led the nation in scoring at 48.2 points per game and were the only FBS team to score at least 30 points in every game in 2017. Defensively, UCF improved its scoring defense by 65 spots in Frost's two seasons.

In addition to being the unanimous choice as the 2017 AAC Coach of the Year, Frost was honored as the national coach of the year by the Associated Press, American Football Coaches Association, the Touchdown Club of Columbus, the Lombardi Award and FCA in addition to winning the Home Depot, Paul "Bear" Bryant and Eddie Robinson coach-of-the-year awards.

Frost began his coaching career at Northern Iowa in 2007 as a linebackers coach and was promoted to co-defensive coordinator in 2008. That season, his defense excelled, tying for third in the FCS with 40 takeaways and ranking ninth in scoring defense, allowing just 17.7 points per game. The 12-3 Panthers also led the Missouri Valley Football Conference in both rushing defense (107.1 yards per game) and scoring defense.

In 2009, Frost joined the Oregon coaching staff as the wide receivers coach under head coach Chip Kelly and offensive coordinator Mark Helfrich. Frost helped Oregon post a 79-14 record in his seven seasons, during which time the Ducks won four conference titles and twice played for the national championship.

Oregon never ranked lower than eighth nationally in scoring offense during Frost's seven seasons on staff, and the Ducks led the nation in scoring in 2010. Frost was promoted to offensive coordinator in 2013, and Oregon ranked in the top five nationally in both scoring and total offense each of his three seasons calling plays. The Ducks scored 681 points in 2014, the second-highest total in NCAA history. Oregon made it to the College Football Playoff Championship Game that year, when Frost was one of five finalists for the Broyles Award, presented annually to the nation's top assistant. Frost's quarterback, Marcus Mariota, won the Heisman Trophy and was the No. 2 overall pick in the 2015 NFL Draft.

After Kelly left for the Philadelphia Eagles, Oregon promoted Mark Helfrich to head coach and named Frost offensive coordinator and quarterbacks coach in 2013. In this role, Frost guided Marcus Mariota to a Heisman Trophy win and a berth in the national championship game. During Frost's tenure as offensive coordinator, Oregon recorded a 33-8 record and consistently ranked among the nation's top teams in scoring and total offense. His standout performance in 2014 earned him a finalist spot for the prestigious Broyles Award, recognizing the nation's top assistant coach.

Following his two years at UCF, Scott Frost served as the head football coach at the University of Nebraska for four-plus seasons from 2018 to 2022, coaching the first three games of the 2022 season. Frost posted a 16-31 record with the Cornhuskers. His tenure was defined by close losses, as 23 of his 31 losses were by single digits, including each of his final 13. Nebraska lost 22 one-score games during Frost's career, including 12 games by five or fewer points.

Last season, Frost had been serving as a coaching consultant for Sean McVay and the Los Angeles Rams.



COACHING RECORD

Season	School	Record	Pct
2016	UCF	6-7	.462
2017	UCF	13-0	1.000
2018	Nebraska	4-8	.333
2019	Nebraska	5-7	.417
2020	Nebraska	3-5	.375
2021	Nebraska	3-9	.250
2022	Nebraska	1-2	.333
2025	UCF	4-4	.500
At UCF	3 Seasons	23-11	.676
Total	8 Seasons	39-42	.481

COACHING EXPERIENCE

2004	Nebraska	Graduate Assistant
2006	Kansas State	Graduate Assistant
2007	Northern Iowa	Linebackers Coach
2008	Northern Iowa	Co-Defensive Coordinator/LB Coach
2009-12	Oregon	Pass Game Coordinator/WR Coach
2013-15	Oregon	Offensive Coordinator/QB Coach
2016-17	UCF	Head Coach
2018-22	Nebraska	Head Coach
2024	Los Angeles Rams	Senior Analyst
2025-pres.	UCF	Head Coach

PLAYING CAREER

1993-94	Stanford	FBS
1995-97	Nebraska	FBS
1998 NFL Draft	Selected by New York Jets	Round 3, Pick 67
1998-2000	New York Jets	NFL
2001	Cleveland Browns	NFL
2002	Green Bay Packers	NFL
2003	San Francisco 49ers/Tampa Bay Buccaneers	NFL

CHAMPIONSHIPS

2017	National Champions (Colley)
	Chick-fil-A Peach Bowl Champion
	American Athletic Conference Champion
	American Athletic Conference - East Division Champion
1997	National Champion
1995	National Champion

AWARDS

2017	AP National Coach of the Year
	AFC National Coach of the Year
	Paul "Bear" Bryant Award
	Eddie Robinson Coach of the Year
	Woody Hayes Trophy
	Home Depot Coach of the Year
	FCA Coach of the Year
	American Athletic Conference Coach of the Year
1997	Second Team All-Big 12
1996	Big 12 Offensive Newcomer of the Year

ASSISTANT COACHES

**Alex
GRINCH**

Defensive Coordinator/Saeties
Mount Union, 2001 / 1st Season at UCF
Gameday Location: Field

- ◆ Four-time nominee and two-time Broyles Award semifinalist, earning his semifinal nods in 2019 at Oklahoma and 2017 at Washington State
- ◆ He joins the Knights after spending the 2024 season as the co-defensive coordinator and safeties coach at Wisconsin.
- ◆ A safety at Mount Union (1998-2001), Grinch and the Purple Raiders went 54-1 and won three NCAA Division III championships (1998, 2000, 2001) and four Ohio Athletic Conference titles. He earned All-America third team honors as a 2001 senior.

**Steve
COOPER**

Offensive Coordinator/Tight Ends
Portland State, 2008 / 1st Season at UCF
Gameday Location: Box

- ◆ Spent four seasons with Scott Frost at Nebraska
- ◆ Was at Boise State in 2024 as an offensive analyst, helping the Broncos earn a spot in the inaugural 12-team College Football Playoff
- ◆ Spent the 2023 season as the offensive coordinator and quarterbacks coach at Maine, leading the Black Bears to the 10th-ranked passing offense in FCS with 3,081 yards.
- ◆ Was a part of the top passing offense in FCS as a wide receiver at Portland State for his final two collegiate seasons

**Sean
BECKTON SR.**

Associate Head Coach/Wide Receivers
UCF, 1993 / 21st Season at UCF
Gameday Location: Field

- ◆ Beckton remains with UCF in his fourth stint with the Knights, after rejoining the program as an analyst in July 2024. He served on staff from 2009-2017 in multiple roles: 2009-11, defensive backs; 2012-15, wide receivers; 2016-17, tight ends and recruiting coordinator. He was also wide receivers coach from 1996-2003, after working as a graduate assistant from 1992-93.
- ◆ Coached tight ends at Nebraska with Coach Frost from 2018-22
- ◆ Beckton led the Knights in receiving yards in three consecutive years as a player, highlighted by 1,030 yards as a sophomore in 1988

**Mike
DAWSON**

Defensive Run Game Coordinator/Edge
UMass-Amherst, 1997 / 3rd Season at UCF
Gameday Location: Field

- ◆ Dawson returns to UCF after serving as a defensive analyst at Kansas (2024) and Ohio State (2023)
- ◆ He previously coached UCF's defensive line during Frost's first tenure, leading the defensive front in their undefeated 2017 season
- ◆ Has spent time on NFL staffs with the Giants and Eagles
- ◆ Began his coaching career at the collegiate level in 1998 and climbed through the ranks coaching at UMass-Lowell, Maine, Pittsburgh, New Hampshire, Akron, Boston College and eventually the NFL

**Kenny
MARTIN**


Defensive Tackles
Western Kentucky, 2012 / 5th Season at UCF
Gameday Location: Field

- ◆ Since joining UCF in 2021, Martin has helped transform the Knights' defense. His defensive tackle units have contributed significantly to national rankings in red-zone defense and multiple bowl game appearances.
- ◆ A four-year letterman for Western Kentucky, Martin started 42 games from 2009-12 (74 career tackles) and was a member of the Hilltoppers' first FBS bowl team in the 2012 Little Caesar's Pizza Bowl.
- ◆ An Orlando native, the Knights finished the 2024 campaign 29th in rushing defense, including third in the Big 12.

**Brandon
HARRIS**

Defensive Backs
Miami, 2010 / 1st Season at UCF
Gameday Location: Field

- ◆ Harris, selected in the second round of the 2011 NFL Draft by the Houston Texans, brings professional playing experience to UCF
- ◆ Harris spent three seasons (2022-2024) at Florida Atlantic, rising to co-defensive coordinator and cornerbacks coach. In 2024, the Owls tallied 11 interceptions and two defensive touchdowns while forcing at least one turnover in eight games, while ranking among the nation's top 40 in red-zone defense

**Jimmy
BEAL**


Running Backs
Montana State, 2006 / 1st Season at UCF
Gameday Location: Field

- ◆ Beal brings nearly 20 years of collegiate coaching experience, highlighted by his recent success in developing high-powered rushing offenses.
- ◆ At Utah State (2024), he helped orchestrate a rushing attack that averaged nearly 200 yards per game, placing the Aggies among the top five in the Mountain West
- ◆ Beal began his coaching journey at Rocky Mountain College (2005-2008) working with wide receivers and running backs followed by a graduate assistant role at Texas State and sprinter coaching at MSU Billings

**Mark
D'ONOFRIO**

Linebackers
Penn State, 1992 / 1st Season at UCF
Gameday Location: Field

- ◆ Has tallied more than 20 years of coaching experience
- ◆ Spent 12 seasons as a defensive coordinator at Temple, Miami, and Houston, during which he coached and recruited numerous all-conference players, including 10 NFL draft picks in the first three rounds, such as linebacker Denzel Perryman and tight end David Njoku.
- ◆ Most recently spent two seasons working with Stanford's inside linebackers, dramatically improving the run defense, lifting Stanford from 126th to 40th nationally, allowing 132.9 rushing yards per game in 2024

**McKenzie
MILTON**

Quarterbacks
UCF, 2019 / 1st Season at UCF
Gameday Location: Field

- ◆ One of the most iconic players to don a UCF uniform, he to Orlando as the Knights' quarterbacks coach in December 2024
- ◆ A former two-time AAC Offensive Player of the Year, earning the honor under Frost during his first stint at UCF in 2017, Milton led the UCF to a 27-6 overall record as the starter under center and led the Knights to two AAC Championships and consecutive New Year's Six bowl games.
- ◆ Joins UCF following two seasons as an offensive analyst at Tennessee, helping the Volunteers earn a spot in the inaugural 12-team CFP
- ◆ Threw for 8,683 yards and 72 touchdowns during his time in a UCF uniform. His 9,761 yards of total offense rank third in program record books

**Pete
ALAMAR**

Special Teams Coordinator
Cal Lutheran, 1983 / 1st Season at UCF
Gameday Location: Field

- ◆ Brings over 40 years of experience as an assistant coach—including more than 20 years specializing in special teams
- ◆ Alamar thrived at Rice as both Associate Head Coach and Special Teams Coordinator, stepping in as interim head coach for the final four games of the 2024 season, where he led the team to two victories
- ◆ During his tenure at Stanford (2012-2022), Cal (2003-2009), Fresno State (2010-2011), and Rice (2023-2024), Alamar consistently coached specialists to national prominence, including Christian McCaffrey who earned national returner awards, Joshua Karty was a Lou Groza Award finalist



ACRISURE BOUNCE HOUSE



The crown jewel in UCF's impressive Kenneth G. Dixon Athletics Village, Acrisure Bounce House, opened in 2007. The campus facility gives the Knights one of the top venues in the southeast. After spending their previous 28 seasons at the Florida Citrus Bowl (now known as Camping World Stadium) in downtown Orlando, the Knights made their debut in the new on-campus facility on Sept. 15, 2007 against the Texas Longhorns. A capacity crowd was on hand for the game, which was televised live nationally on ESPN2.

In its inaugural campaign at the stadium, UCF completed the season with six-straight wins at home, including a 44-25 victory over Tulsa in the Conference USA Championship game. When UCF hosted Miami on Oct. 17, 2009, a facility-record 48,453 fans were on hand for the contest.

Located on the modern north side of campus, the stadium features luxury boxes, a large club lounge and a natural grass playing surface.

In the summer of 2015, the stadium enjoyed its first major renovation with the addition of the Carl Black and Gold Cabana. This is premium area inside Acrisure Bounce House became one of the signatures of the UCF game-day experience. The Cabana is a 10,000-square-foot, Florida-themed social area and lounge located between the 30-yard lines. The section was expanded prior to the 2017 campaign with 2,921 chair-back seats and features open-air sun deck to enjoy the game.

Two more premium areas were added for 2017. Eight field-level cabanas were added at the south end zone with access to the enclosed air conditioned J and J Rosengren Lounge. The concourse between sections 108-113 was converted into the Stadium Club. This premium area on the popular west side of the stadium, provides access to dedicated food and drink options, as well as plenty of other amenities.

Just in time for the 2016 season, the video board was upgraded to a 114 by 36 feet LED display. It features a Daktronics 15MM HD pixel layout for excellent image clarity. The display also has variable content zoning, allowing it to show one large image or be divided into multiple windows to show any variety of live video, instant replays, statistics, scoring, graphics, animations and sponsorship messages.

The addition of a ribbon display to the south end zone was unveiled in 2017. This display measures more than seven feet high by 199 feet wide.

Acrisure Bounce House has new grass for the first time since it opened back in 2007. This summer, Carolina Green Corp. installed Tiffut[®] Bermudagrass, replacing the stadium's original field. The grass came from a sod farm in Vero Beach.

Largest Home Crowds in UCF History

#	Opponent (Year)	Att.
1.	Tulsa (2005 - USA Cham.)	51,978
2.	Virginia Tech (2000)	50,220
3.	Miami (2009)	48,453
4.	Cincinnati (2018)	47,795
5.	South Carolina (2013)	47,605
6.	South Florida (2017)	47,129
7.	South Florida (2008)	46,805
8.	South Florida (2006)	46,103
9.	Marshall (2007)	46,103
10.	South Florida (2013)	45,952

UCF played at the Florida Citrus Bowl from 1979-2006 until Acrisure Bounce House opened in 2007

Largest Crowds at Acrisure Bounce House

#	Opponent (Year)	Att.
1.	Miami (2009)	48,453
2.	Cincinnati (2018)	47,795
3.	South Carolina (2013)	47,605
4.	South Florida (2017)	47,129
5.	South Florida (2008)	46,805
6.	Marshall (2007)	46,103
7.	South Florida (2013)	45,952
8.	Colorado (2024)	45,702
9.	Boston College (2011)	45,671
10.	Texas (2007)	45,622

Largest Away Crowds in UCF History

#	Opponent (Year)	Att.
1.	Michigan (2016)	109,295
2.	Ohio State (2012)	104,745
3.	Penn State (2002)	103,029
4.	Penn State (2004)	101,715
5.	Texas (2009)	101,003
6.	Penn State (2013)	92,855
7.	Florida (2024)	90,369
8.	Florida (2006)	90,210
9.	Georgia (1999)	86,117
10.	Florida (1999)	85,346

Milestone Games (excluding 1992 exh.)

1	9/22/79	at St. Leo	W	21-0
100	10/8/88	New Haven	L	31-23
200	9/27/97	at Auburn	L	41-14
250	11/24/01	Louisiana-Lafayette	W	31-0
300	9/9/06	at Florida	L	42-0
350	9/4/10	South Dakota	W	38-7
400	11/29/13	South Florida	W	23-20
450	11/18/17	at Temple	W	45-19
500	11/20/21	UConn	W	49-17
549	11/1/25	at Baylor	L	30-3

Milestone Home Wins

1	9/29/79	Fort Benning	7-6
100	10/26/02	Akron	28-17
200	10/18/25	West Virginia	45-13

Milestone Away Wins (excl. neutral site)

1	9/22/79	at St. Leo	21-0
50	10/24/09	at Rice	49-7
96	9/14/24	at TCU	35-34

Football Bowl Subdivision Era Games

1	8/29/96	William & Mary	W	39-33
100	11/13/04	at Ball State	L	21-17
300	10/24/20	Tulane	W	51-34
365	11/1/25	Baylor	L	30-3

Football Bowl Subdivision Era Wins

1	8/29/96	William & Mary	39-33
50	10/21/05	Tulane	34-24
100	10/13/12	Southern Miss	38-31 (2017)
150	9/29/18	Pittsburgh	45-14
206	10/18/25	West Virginia	45-13

THROUGH THE TURNSTYLES

13,423,200

Spectators that have watched the Knights play in person at home, away, neutral or exhibition games since 1979.

6,728,170

Spectators that have attended UCF home games since 1979, including an exhibition game against Team Moscow in 1992.

3,919,612

Spectators that have poured into Acrisure Bounce House for home UCF football games since 2007.

RECORD AT ACRISURE BOUNCE HOUSE

89-31

Overall

54-21

Conference

3-0

Postseason

ALL-TIME SCOREBOARD AT ABH



3,786

OPPONENTS

2,069

PARDON OUR DUST

Acrisure Bounce House is enduring its largest renovation in years as Roth Tower is set to be expanded with a completion date of Fall 2026. Currently home to suites, the press box and more, the new Roth Tower will enhance the gameday experience and serve as a premier event space in east Orange County.

The existing tower and club spaces will remain operational for the 2025 season. The north and south expansion structure and roof will take shape around existing tower while the west expansion foundations and columns will be in place. At the conclusion of the 2025 season the existing tower will cease operations to complete remaining structure and interior buildout.

The tower will increase premium capacity, expand suite offerings, and provide unique event opportunities year-round, attracting more fans, visitors and events to the Kenneth G. Dixon Athletics Village beyond game days.

The Tower is Go for Launch in Fall of 2026. The new Roth Tower will see a 256% increase in square footage of useable club space for gameday and non-gameday events (4,400 SF to 15,650 SF). It will also include loge seating, 42% more club seats, 28 luxury suites that are 38% larger in size than current suites and 34 new outdoor sky suites. The new tower will include four levels and will provide substantially more shade across the stadium bowl.



Rendering of the fully renovated Roth Tower at Acrisure Bounce House, slated for a Fall 2026 completion



Rendering of what Roth Tower at Acrisure Bounce House will look like during the 2025 football season





2025 UCF ROSTER

##	Name	Pos.	Ht.	Wt.	Year	Hometown/High School (Previous Schools)
0	Dylan Wade	TE	6-4	240	Jr.	Orlando, Fla./Jones (Maryland)
0	Keli Lawson	LB	6-4	230	r-Sr.	Stephens City, Va./Sherando (Virginia Tech)
1	Kylan Fox	TE	6-4	235	So.	Valdosta, Ga./Grayson
1	Ja'Cari Henderson	DB	6-0	180	r-Jr.	Sanford, Fla./Seminole
2	Tayven Jackson	QB	6-4	215	r-Jr.	Greenwood, Ind./Center Grove (Indiana/Tennessee)
2	Phillip Dunnam	DB	6-1	195	Sr.	North Miami Beach, Fla./North Miami Beach (FAU/Indiana)
3	Marcus Burke	WR	6-3	195	r-Sr.	Jacksonville, Fla./Trinity Christian Academy (Florida)
3	Tony Williams	DB	6-1	195	Fr.	Miami, Fla./Miami Central
4	Taevion Swint	RB	5-10	185	Fr.	Kissimmee, Fla./Osceola
4	Braeden Marshall	DB	5-10	200	Jr.	Lake Mary, Fla./Lake Mary
5	Jaden Nixon	RB	5-10	200	r-Sr.	Las Colinas, Texas/Lone Star (Western Michigan/Oklahoma St.)
5	DJ Bell	DB	6-4	185	r-Jr.	Pensacola, Fla./Pensacola (Memphis)
6	Ric'Darious Farmer	WR	5-11	160	So.	Melbourne, Fla./Melbourne Central Catholic (West Virginia)
6	Isaiah Nixon	EDGE	6-4	245	r-So.	St. Petersburg, Fla./Lakewood
7	Duane Thomas Jr.	WR	5-8	175	Jr.	Miami Gardens, Fla./Chaminade - Madonna (Charlotte)
7	Antione Jackson	DB	6-1	185	Jr.	Lauderhill, Fla./Dillard (East Carolina)
8	Bredell Richardson	WR	6-1	190	r-Fr.	Tampa, Fla./Carrollwood Day
8	Demari Henderson	DB	6-0	185	r-Jr.	Sanford, Fla./Seminole
9	DJ Black	WR	6-4	205	r-Jr.	Inman, S.C./Chapman (Limestone/South Carolina)
9	Nyjalik Kelly	EDGE	6-5	265	Sr.	Oakland Park, Fla./Dillard (Miami)
10	Davi Belfort	QB	5-11	195	r-Fr.	Rio de Janeiro, Brazil / Western [Fla.] (Virginia Tech)
10	Sincere Edwards	EDGE	6-3	250	So.	Orlando, Fla./Wekiva (Pittsburgh)
11	Jacurri Brown	QB	6-4	205	r-Jr.	Valdosta, Ga./Lowndes (Miami)
11	Jaeden Gould	DB	6-2	210	r-Jr.	Somerset, N.J./Bergen Catholic (Syracuse/Nebraska)
12	Carl Jenkins Jr.	WR	6-2	185	Fr.	St. Augustine, Fla./St. Augustine
12	Aymeric Koumba	EDGE	6-5	245	r-So.	Bordeaux, France / Lycée Alfred Kastler (Michigan)
13	Chris Domercant	WR	6-1	185	r-Sr.	Bellingham, Mass. / Bellingham (Chattanooga/Stonehill)
13	Horace Lockett	DT	6-6	355	r-Jr.	Atlanta, Ga./Westlake (Georgia Tech)
14	Cam Fancher	QB	6-2	205	r-Sr.	Dayton, Ohio/Wayne (Florida Atlantic/Marshall)
14	Isaiah Reed	DB	6-0	190	5th	Lake Wales, Fla. / Seffner Christian Academy (Brown)
15	Jyaire Brown	DB	5-11	175	r-Jr.	New Orleans, La./Lakota West (LSU/Ohio State)
16	Noe Ruelas	K/P	6-1	195	r-Sr.	West Hartford, Conn. / Hall (James Madison/UConn)
16	TJ Bullard	LB	6-1	220	r-Jr.	Tampa, Fla./Berkeley Prep
17	Brock Hansel	QB	5-10	175	r-Jr.	Lake Worth, Fla./Park Vista
18	Caden Piening	TE	6-5	245	Fr.	Cincinnati, Ohio/Anderson
18	Jakob Gude	DB	5-11	190	So.	Atlanta, Ga./Langston Hughes
19	Waden Charles	WR	6-2	195	Fr.	Boynton Beach, Fla./Somerset Academy
19	Hudson Gibbs	DB	5-9	170	r-So.	Winter Park, Fla./Winter Park
20	Lewis Carter	LB	6-0	225	Jr.	Tampa, Fla./Tampa Catholic (Oklahoma)
21	Stacy Gage	RB	5-11	200	r-Fr.	Tampa, Fla./St. Thomas Aquinas
22	Myles Montgomery	RB	5-11	200	r-Sr.	Jacksonville, Fla./Fletcher (Cincinnati)
23	Jayden Williams	DB	5-11	190	R-Sr.	Valrico, Fla. / Bloomingdale (FAU)
25	Rukeem Stroud	DB	5-11	165	Fr.	Plant City, Fla./Tampa Bay Tech
26	Christian Peterson	DB	5-9	185	So.	Dothan, Ala./Westlake
27	Nicholas Antoine	DB	6-4	205	r-Jr.	Daytona Beach, Fla./Mainland
28	Troy Ford Jr.	LB	6-2	225	r-So.	Savannah, Ga./Calvary Day
29	Jayden Bellamy	DB	6-1	190	r-Jr.	Freehold, N.J./Bergen Catholic (Syracuse/Notre Dame)
30	Kam Moore	LB	6-1	220	r-Jr.	Sanford, Fla./ Seminole
31	Noah McGough	K/P	5-11	175	Fr.	Dallas, Texas / Jesuit
32	Tyler Wrenn	RB	5-11	185	r-Sr.	Fort Pierce, Fla./Vero Beach (Chowan)
32	Malakhi Boone	LB	6-2	230	Fr.	Bushnell, Fla. / South Sumter
33	Phil Picciotti	LB	6-3	230	r-So.	Perkasie, Pa./IMG Academy (Oklahoma)
34	Terrell Jackson	DB	6-1	185	r-Jr.	Jacksonville, Fla./Trinity Christian
35	Agyeman Addae	RB	5-9	190	Fr.	Miami, Fla./Columbus
36	Chase Jarrett	DB	6-0	200	r-Fr.	Tampa, Fla./Plant
37	Rocklyn Kelley	LS	6-1	225	Fr.	Denton, Texas / Guyer
38	Jayden McDonald	LB	6-4	235	r-Sr.	Salem, Va. / Salem (Virginia Tech)
39	Andrea Parisi	WR	5-11	195	r-Fr.	Bergamo, Italy/Saint Andrew's
40	Anthony Venneri	P	6-0	215	r-Jr.	Hamilton, Ontario, Canada/St. Thomas More (Ohio State/Buffalo)
42	Chance Nixon	RB	5-9	175	Fr.	Oviedo, Fla. / Oviedo
43	Cole Kozlowski	LB	6-2	225	Sr.	Spring Lake, N.J./ Manasquan (Colgate)
44	Josh Dorsainvil	EDGE	6-5	240	r-Sr.	Orange Park, Fla./Ridgeview (Savannah State)
45	Quentin Hatch	EDGE	6-1	225	r-Jr.	Orlando, Fla./West Orange (Lake Erie College)

CLASS BREAKDOWN

Seniors & Fifth Years (25)

QB - 14 - Cam Fancher (r-Sr.)	OL - 77 - Keegan Smith (r-Sr.)
RB - 5 - Jaden Nixon (r-Sr.)	EDGE - 9 - Nyjalik Kelly (Sr.)
RB - 22 - Myles Montgomery (r-Sr.)	EDGE - 44 - Josh Dorsainvil (r-Sr.)
RB - 32 - Tyler Wrenn (r-Sr.)	EDGE - 51 - Malachi Lawrence (r-Sr.)
WR - 3 - Marcus Burke (r-Sr.)	EDGE - 96 - Anthony Coaxum (r-Sr.)
WR - 13 - Chris Domercant (r-Sr.)	LB - 0 - Keli Lawson (r-Sr.)
TE - 83 - Dallon "Deebo" Coleman (5th)	LB - 38 - Jayden McDonald (r-Sr.)
OL - 50 - Pat Barnett (5th)	LB - 43 - Cole Kozlowski (Sr.)
OL - 55 - Cameron Kinnie (5th)	DB - 2 - Phillip Dunnam (Sr.)
OL - 62 - Jabari Brooks (5th)	DB - 14 - Isaiah Reed (5th)
OL - 64 - Gaard Memmelaar (5th)	DB - 23 - Jayden Williams (r-Sr.)
OL - 66 - Colin Cook (5th)	K - 16 - Noe Ruelas (r-Sr.)
OL - 69 - Paul Rubelt (5th)	

Juniors (35)

QB - 2 - Tayven Jackson (r-Jr.)	DT - 99 - Jamaal Johnson (r-Jr.)
QB - 11 - Jacurri Brown (r-Jr.)	EDGE - 45 - Quentin Hatch (r-Jr.)
QB - 17 - Brock Hansel (r-Jr.)	LB - 20 - Lewis Carter (Jr.)
WR - 7 - Duane Thomas Jr. (Jr.)	LB - 30 - Kam Moore (r-Jr.)
WR - 9 - DJ Black (r-Jr.)	DB - 1 - Ja'Cari Henderson (r-Jr.)
WR - 87 - Dwartney Wortham (r-Jr.)	DB - 4 - Braeden Marshall (Jr.)
TE - 0 - Dylan Wade (Jr.)	DB - 5 - DJ Bell (r-Jr.)
TE - 84 - Thomas Wadsworth (r-Jr.)	DB - 7 - Antione Jackson (Jr.)
OL - 52 - Carter Miller (r-Jr.)	DB - 8 - Demari Henderson (r-Jr.)
OL - 53 - Laparka Langston (Jr.)	DB - 11 - Jaeden Gould (r-Jr.)
OL - 58 - Connor Meadows (r-Jr.)	DB - 15 - Jyaire Brown (r-Jr.)
OL - 61 - Owen Spell (Jr.)	DB - 16 - TJ Bullard (r-Jr.)
OL - 63 - Shaheem Hill (r-Jr.)	DB - 27 - Nicholas Antoine (r-Jr.)
OL - 72 - Dominick Campbell (r-Jr.)	DB - 29 - Jayden Bellamy (r-Jr.)
OL - 78 - Preston Cushman (r-Jr.)	DB - 34 - Terrell Jackson (r-Jr.)
DT - 13 - Horace Lockett (r-Jr.)	LS - 47 - Dalton Riggs (r-Jr.)
DT - 91 - Keshawn Hudson (r-Jr.)	P - 40 - Anthony Venneri (r-Jr.)
DT - 95 - RJ Jackson Jr. (Jr.)	

Sophomores (21)

WR - 6 - Ric'Darious Farmer (So.)	DT - 94 - Rodney Lora (r-So.)
TE - 1 - Kylan Fox (So.)	EDGE - 6 - Isaiah Nixon (r-So.)
TE - 80 - Max Drag (r-So.)	EDGE - 10 - Sincere Edwards (So.)
OL - 68 - Ethan Higgins (r-So.)	EDGE - 12 - Aymeric Koumba (r-So.)
OL - 74 - Matthew Prigmore (r-So.)	LB - 28 - Troy Ford Jr. (r-So.)
OL - 75 - Andrew Phelan (r-So.)	LB - 33 - Phil Picciotti (r-So.)
OL - 76 - Justin Royes (r-So.)	DB - 18 - Jakob Gude (So.)
DT - 55 - John Walker (r-So.)	DB - 19 - Hudson Gibbs (r-So.)
DT - 87 - Andrew Rumph (r-So.)	DB - 26 - Christian Peterson (So.)
DT - 88 - Derrick LeBlanc (r-So.)	DB - 49 - Donnell Johnson (r-So.)
DT - 92 - Jeffson Lafontant (r-So.)	

Freshmen (30)

QB - 10 - Davi Belfort (r-Fr.)	OL - 57 - Camp Lott (Fr.)
RB - 4 - Taevion Swint (Fr.)	OL - 65 - Jaquez Joiner (Fr.)
RB - 21 - Stacy Gage (r-Fr.)	OL - 67 - Noah Senka (r-Fr.)
RB - 35 - Agyeman Addae (Fr.)	OL - 70 - RaiShaun McHaney (Fr.)
RB - 42 - Chance Nixon (Fr.)	OL - 71 - Thomas Gearity (r-Fr.)
WR - 8 - Bredell Richardson (r-Fr.)	OL - 73 - Jacob Maiava (Fr.)
WR - 12 - Carl Jenkins Jr. (Fr.)	DT - 54 - Trenton Turner (Fr.)
WR - 19 - Waden Charles (Fr.)	DT - 98 - Tyreek'e Robinson (r-Fr.)
WR - 39 - Andrea Parisi (r-Fr.)	LB - 32 - Malakhi Boone (Fr.)
WR - 81 - Zack Palmer (Fr.)	DB - 25 - Rukeem Stroud (Fr.)
WR - 82 - Jordyn Bridgewater (r-Fr.)	DB - 3 - Tony Williams (Fr.)
WR - 85 - Carson Hinshaw (r-Fr.)	DB - 36 - Chase Jarrett (r-Fr.)
WR - 86 - Chase Hinshaw (Fr.)	LS - 37 - Rocklyn Kelley (Fr.)
WR - 89 - Caleb Rollerson (r-Fr.)	K/P - 31 - Noah McGough (Fr.)
TE - 18 - Caden Piening (Fr.)	K/P - 97 - Mason Denaburg (Fr.)





2025 UCF ROSTER

##	Name	Pos.	Ht.	Wt.	Year	Hometown/High School (Previous Schools)
47	Dalton Riggs	LS	6-3	225	r-Jr.	Eagle, Idaho / Eagle (BYU)
49	Donnell Johnson	DB		180	r-So.	Tallahassee, Fla./Monroe
50	Pat Barnett	OL	6-6	305	5th	Key West, Fla./Key West
51	Malachi Lawrence	EDGE	6-4	260	r-Sr.	Louisville, Ky./DuPont Manual
52	Carter Miller	OL	6-4	295	r-Jr.	Fort Worth, Texas/Ravenwood (Louisiana Monroe/James Madison)
53	Laparka Langston	OL	6-7	285	Jr.	Atlanta, Ga./Mundy's Mill (Northwest Mississippi)
54	Trenton Turner	DT	6-2	320	Fr.	Lakeland, Fla. / Lakeland
55	Cameron Kinnie	OL	6-3	310	5th	Lawrenceville, Ga./Collins Hill (Georgia)
55	John Walker	DT	6-4	324	r-So.	Kissimmee, Fla./Osceola
57	Camp Lott	OL	6-6	265	Fr.	McComb, Miss. / Parklane
58	Connor Meadows	OL	6-4	300	r-Jr.	Trenton, Tenn. / Peabody (Tennessee State/Tennessee)
61	Owen Spell	OL	6-8	305	Jr.	Jesup, Ga. / Wayne County (Limestone/Madonna)
62	Jabari Brooks	OL	6-3	325	5th	Sandersville, Ga./Washington County (Samford)
63	Shaheem Hill	OL	6-4	325	r-Jr.	Orlando, Fla./Edgewater
64	Gaard Memmelaar	OL	6-4	310	5th	Middleton, Idaho/Middleton (Washington)
65	Jaquez Joiner	OL	6-4	285	Fr.	Cocoa, Fla./Cocoa
66	Colin Cook	OL	6-3	305	5th	Baton Rouge, La./Parkview Baptist (Evangel [Springfield])
67	Noah Senka	OL	6-2	295	r-Fr.	Seminole, Fla./Indian Rocks Christian
68	Ethan Higgins	OL	6-6	270	r-So.	Brooksville, Fla./Hernando Christian
69	Paul Rubelt	OL	6-11	310	5th	Frankfurt-Oder, Germany/Frankfurt-Oder
70	RaiShaun McHaney	OL	6-8	270	Fr.	Indianapolis, Ind. / Lutheran of Indianapolis
71	Thomas Gearity	OL	6-4	295	r-Fr.	St. Cloud, Fla./Osceola
72	Dominick Campbell	OL	6-9	310	r-Jr.	Scarborough, Maine/Phillips Exeter Academy (Howard/Notre Dame)
73	Jacob Maiava	OL	6-2	280	Fr.	Kahuku, Hawaii / Santa Margarita
74	Matthew Prigmore	OL	6-2	315	r-So.	Weston, Fla./Cypress Bay
75	Andrew Phelan	OL	6-3	275	r-So.	Orlando, Fla./East River
76	Justin Royes	OL	6-5	300	r-So.	Suffolk, Va./Lakeland (Virginia Union)
77	Keegan Smith	OL	6-3	300	r-Sr.	Jackson, Mich./ Jackson Lumen Christi Catholic (Central Michigan)
78	Preston Cushman	OL	6-5	305	r-Jr.	Saint Petersburg, Fla./Calvary Christian (Ole Miss)
80	Max Drag	TE	6-4	250	r-So.	Chapin, S.C. / Chapin (App State)
81	Zack Palmer	WR	6-0	190	Fr.	Orlando, Fla. / Boone
82	Jordyn Bridgewater	WR	6-0	165	r-Fr.	New Orleans, La./West Orange [Fla.]
83	Dallan "Deebo" Coleman	TE	6-6	245	5th	Memphis, Tenn. / West Nassau [Fla.] (Georgia Tech)
84	Thomas Wadsworth	TE	6-3	245	r-Jr.	Melbourne, Fla./Melbourne
85	Carson Hinshaw	WR	5-10	165	r-Fr.	Lake Mary, Fla./Lake Mary
86	Chase Hinshaw	WR	6-2	175	Fr.	Lake Mary, Fla. / Lake Mary
87	Dwartney Wortham	WR	6-0	180	r-Jr.	Columbus, Ga./Troup County
87	Andrew Rumph	DT	6-3	330	r-So.	Palmetto, Fla./Palmetto
88	Derrick LeBlanc	DT	6-5	310	r-So.	Opa-locka, Fla./Osceola (Oklahoma)
89	Caleb Rollerson	WR	6-2	210	r-Fr.	Ocala, Fla./Hawthorne
91	Keshaun Hudson	DT	6-1	320	r-Jr.	Fort Lauderdale, Fla./Dillard
92	Jeffson Lafontant	DT	6-3	295	r-So.	North Miami Beach, Fla. / North Miami Beach Senior (Bethune-Cookman)
94	Rodney Lora	DT	6-3	300	r-So.	North Arlington, N.J. / Woodberry Forest (North Carolina)
95	RJ Jackson Jr.	DT	6-3	310	Jr.	Choctaw, Okla./ Choctaw (Tulsa)
96	Anthony Coaxum	EDGE	6-5	270	R-Sr.	Fort Lauderdale, Fla./Western (WW Wesleyan/Kentucky Christian/Carson-Newman)
97	Mason Denaburg	K/P	6-4	225	Fr.	Merritt Island, Fla. / Merritt Island
98	Tyreek'e Robinson	DT	6-2	340	r-Fr.	Bradenton, Fla./Manatee
99	Jamaal Johnson	EDGE	6-2	255	r-Jr.	Miami, Fla./Chaminade-Madonna

Coaching Staff

Head Coach: Scott Frost (Nebraska, 1997) - First Season, Third Overall

Offensive Coordinator: Steve Cooper (Portland State, 2008) - First Season

Defensive Coordinator: Alex Grinch (Mount Union, 2001) - First Season

Special Teams Coordinator: Pete Alamar (Cal Lutheran, 1983) - First Season

Associate Head Coach/Wide Receivers: Sean Beckton Sr. (UCF, 1993) - 21st Overall

Defensive Run Game Coordinator/Edges: Mike Dawson (U-Mass Amherst, 1997) - First Season, Third Overall

Defensive Tackles: Kenny Martin (Western Kentucky, 2012) - Fifth Season

Co-Offensive Line:

Co-Offensive Line:

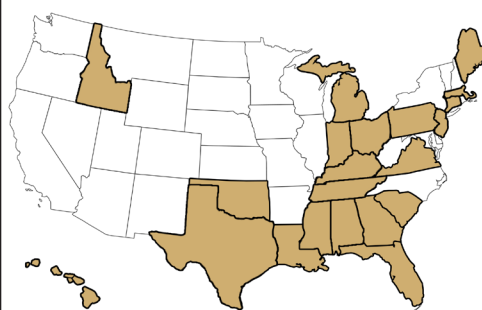
Defensive Backs: Brandon Harris (Miami, 2017) - First Season

Running Backs: Jimmy Beal (Montana State, 2006) - First Season

Linebackers: Mark D'Onofrio (Penn State, 1992) - First Season

Quarterbacks: McKenzie Milton (UCF, 2019) - First Season

LOCATION BREAKDOWN



79

Unique
Hometowns

21

States
Represented

6

Countries
Represented

Florida (62) Louisiana (2) Pennsylvania (1)
Georgia (10) Idaho (2) Kentucky (1)
Texas (4) Tennessee (2) Mississippi (1)
New Jersey (4) Ohio (2) Maine (1)
Virginia (3) Massachusetts (1) Hawaii (1)
Indiana (2) Connecticut (1) Michigan (1)
South Carolina (2) Alabama (1) Oklahoma (1)

United States (107) France (1)
Brazil (1) Germany (1)
Canada (1) Italy (1)

PRONUNCIATION GUIDE

No.	Name	First Name Pron.	Last Name Pron.
0	Keli Lawson	Kelly	--
1	Kylan Fox	KAI-lynn	--
1	Ja'Carri Henderson	Juh-CAR-ee	--
4	Braedan Marshall	BRAY-den	--
4	Tae'vion Swint	TAY-vee-on	--
7	Antoine Jackson	ANN-twan	--
7	Duane Thomas Jr.	Duh-wayne	--
8	Demari Henderson	Duh-MAR-ee	--
9	N'jalik Kelly	Nai-juh-leak	--
10	Davi Belfort	Dah-vee	Bell-fort
11	Jacurri Brown	Juh-CAR-ee	--
12	Aymeric Koumba	AM-mer-ick	Koom-buh
13	Chirs Domercant	--	Dahm-mer-cant
16	Noe Ruelas	No-ay	Roo-EL-us
18	Jakob Gude	Jacob	Guude
18	Caden Piening	--	Pean-ing
19	Waden Charles	Way-dun	--
27	Nicholas Antoine	--	ANN-twan
29	Jayden Bellamy	--	BELL-uh-mee
31	Noah McGough	--	Mc-guew
32	Malakhi Boone	MAL-uh-kai	--
33	Phil Picciotti	--	Puh-CHAHT-ee
35	Aqyeman Addae	like Benjamin, but AHH-juh-min	UH-die
40	Anthony Venneri	--	Vuh-nare-ee
44	Josh Dorsainvil	--	Door-SIN-vill
51	Malachi Lawrence	MAL-uh-kai	--
55	Cameron Kinnie	--	Kin-knee
62	Jabari Brooks	JUH-bar-ee	--
63	Shaheem Hill	Shah-heem	--
64	Gaard Memmelaar	Guard	Mem-MUH-lar
65	Jaquez Joiner	Ja-kwez	--
69	Paul Rubelt	--	ROO-belt
70	RaiShaun McHaney	Rav-shawn	--
71	Thomas Gearity	--	Gare-eh-tee
73	Jacob Maiava	--	My-ah-vuh
75	Andrew Phelan	--	FAY-lin
83	Dallan "Deebo" Coleman	Dale-en	--
87	Andrew Rumph	--	Rump
88	Derrick LeBlanc	--	Le-blank
89	Caleb Rollerson	--	Rall-er-sin
91	Keshaun Hudson	Key-shawn	--
92	Jeffson Lafontant	--	La-font-taunt
97	Mason Denaburg	--	Den-ah-berg
98	Tyreek'e Robinson	Ty-reek	--



HOW THEY BECAME A KNIGHT

YEAR ARRIVED AT UCF	DIVISION I TRANSFERS	HIGH SCHOOL SIGNEES	ALL OTHER ARRIVALS	TOTALS
2025	Davi Belfort (Virginia Tech) DJ Bell (Memphis) Jayden Bellamy (Syracuse / Notre Dame) Jabari Brooks (Samford) Jyaire Brown (LSU / Ohio State) Marcus Burke (Florida) Lewis Carter (Oklahoma) Preston Cushman (Ole Miss) Chris Domercant (Chattanooga / Stonehill) Max Drag (App State) Phillip Dunnam (Florida Atlantic / Indiana) Sincere Edwards (Pittsburgh) Cam Fancher (Florida Atlantic / Marshall) RicDarius "DayDay" Farmer (West Virginia) Jaeden Gould (Syracuse / Nebraska) RJ Jackson Jr. (Tulsa) Tayven Jackson (Indiana / Tennessee) Aymeric Koumba (Michigan) Cole Kozlowski (Colgate) Jeffson Lafontant (Bethune-Cookman) Keli Lawson (Virginia Tech) Horace Lockett (Georgia Tech) Rodney Lora (North Carolina) Jayden McDonald (Virginia Tech) Connor Meadows (Tennessee State / Tennessee) Gaard Mommelaar (Washington) Carter Miller (Louisiana Monroe / James Madison) Jaden Nixon (Western Michigan / Oklahoma St.) Phil Picciotti (Oklahoma) Isaiah Reed (Brown) Dalton Riggs (BYU) Noe Ruelas (James Madison / UConn) Duane Thomas Jr. (Charlotte) Anthony Veneri (Ohio State / Buffalo) Dylan Wade (Maryland) Jayden Williams (Florida Atlantic)	Agyeman Addae (Columbus) Malakhi Boone (South Sumter) Waden Charles (Somerset Canyons) Chase Hinshaw (Lake Mary) Carl Jenkins Jr. (St. Augustine) Jaquez Joiner (Cocoa) Rocklyn Kelly (Guyer) Camp Lott (Parklane) Jacob Maiava (Santa Margarita) Noah McGough (Jesuit) RaiShaun McHaney (Lutheran of Indianapolis) Chance Nixon (Oviedo) Zack Palmer (Boone) Caden Piening (Anderson) Rukeem Stroud (Tampa Bay Tech) Taevion Swint (Osceola) Trenton Turner (Lakeland) Tony Williams (Miami Central)	DJ Black (Limestone - DII / South Carolina) Dominick Campbell (Howard MBB / Notre Dame MBB) Anthony Coaxum (WV Wesleyan / Kentucky Christian / Carson-Newman) Dallan "Deebo" Coleman (UCF MBB / Georgia Tech MBB) Mason Denaburg (MilB) Donnell Johnson (Monroe) Laparka Langston (NW Mississippi - NJCAA) Justin Royes (Virginia Union - DII) Owen Spell (Limestone - DII / Madonna)	36 Division I Transfers 18 High School Signees 9 Additional Arrivals
2024	Jacurri Brown (Miami) Antoine Jackson (East Carolina) Nyjalik Kelly (Miami) Myles Montgomery (Cincinnati) Keegan Smith (Central Michigan)	Jordyn Bridgewater (West Orange) Kylan Fox (Grayson) Stacy Gage (St. Thomas Aquinas) Thomas Gearity (Osceola) Jakob Gude (Langston Hughes) Carson Hinshaw (Lake Mary) Chase Jarrett (Plant) Andrea Parisi (Saint Andrew's) Christian Peterson (Westlake) Bredell Richardson (Carrollwood Day) Tyreek'e Robinson (Manatee) Caleb Rollerson (Hawthorne) Noah Senka (Indian Rocks Christian)	Colin Cook (Evangel - NAIA) Josh Dorsainvil (Savannah State - DII) Tyler Wrenn (Chowan - DII)	5 Division I Transfers 13 High School Signees 3 Additional Arrivals
2023	Derrick LeBlanc (Oklahoma)	Troy Ford Jr. (Calvary Day) Hudson Gibbs (Winter Park) Ethan Higgins (Hernando Christian) Braeden Marshall (Lake Mary) Isaiah Nixon (Lakewood) Andrew Phelan (East River) Matthew Prigmore (Cypress Bay) Andrew Rumph (Palmetto) John Walker (Osceola)	Quentin Hatch (Lake Erie College - DII)	1 Division I Transfer 9 High School Signees 1 Additional Arrival
2022	Cameron Kinnie (Georgia)	Nicholas Antoine (Mainland) TJ Bullard (Berkley Prep) Brock Hansel (Park Vista) Ja'Cari Henderson (Seminole) Demari Henderson (Seminole) Shaheem Hill (Edgewater) Keshawn Hudson (Dillard) Terrell Jackson (Trinity Christian) Jamaal Johnson (Chaminade-Madonna) Kam Moore (Seminole) Thomas Wadsworth (Melbourne) Dwartney Wortham (Troup County)		1 Division I Transfer 12 High School Signees
2021		Malachi Lawrence (DuPont Manual)		1 High School Signee
2020		Pat Barnett (Key West) Paul Rubelt (Frankfurt-Oder)		2 High School Signees



DEPTH CHART

Offense

Position	No.	Name	Height	Weight	Year	Hometown/High School (Previous Schools)
QB	2	Tayven Jackson	6-4	215	r-Jr.	Greenwood, Ind./Center Grove (Indiana/Tennessee)
	OR 14	Cam Fancher	6-2	205	r-Sr.	Dayton, Ohio/Wayne (Florida Atlantic/Marshall)
	OR 11	Jacurri Brown	6-4	205	r-Jr.	Valdosta, Ga./Lowndes (Miami)
HB	22	Myles Montgomery	5-11	200	r-Sr.	Jacksonville, Fla./Fletcher (Cincinnati)
	5	Jaden Nixon	5-10	200	r-Sr.	Las Colinas, Texas/Lone Star (Western Michigan/Oklahoma St.)
WR	3	Marcus Burke	6-3	195	r-Sr.	Jacksonville, Fla./Trinity Christian Academy (Florida)
	OR 19	Waden Charles	6-2	195	Fr.	Boynton Beach, Fla./Somerset Academy
WR	7	Duane Thomas Jr.	5-8	175	Jr.	Miami Gardens, Fla./Chaminade - Madonna (Charlotte)
	13	Chris Domerant	6-1	185	r-Sr.	Bellingham, Mass. / Bellingham (Chattanooga/Stonehill)
WR	9	DJ Black	6-4	205	r-Jr.	Inman, S.C./Chapman (Limestone/South Carolina)
	12	Carl Jenkins Jr.	6-2	185	Fr.	St. Augustine, Fla./St. Augustine
TE	0	Dylan Wade	6-4	240	Jr.	Orlando, Fla./Jones (Maryland)
	1	Kylan Fox	6-4	235	So.	Valdosta, Ga./Grayson
LT	69	Paul Rubelt	6-11	310	5th	Frankfurt-Oder, Germany/Frankfurt-Oder
	61	Owen Spell	6-8	305	Jr.	Jesup, Ga. / Wayne County (Limestone/Madonna)
LG	64	Gaard Memmelaar	6-4	310	5th	Middleton, Idaho/Middleton (Washington)
	62	Jabari Brooks	6-3	325	5th	Sandersville, Ga./Washington County (Samford)
C	52	Carter Miller	6-4	295	r-Jr.	Fort Worth, Texas/Ravenwood (Louisiana Monroe/James Madison)
	55	Cam Kinnie	6-3	310	5th	Lawrenceville, Ga./Collins Hill (Georgia)
RG	77	Keegan Smith	6-3	300	r-Sr.	Jackson, Mich. / Jackson Lumen Christi Catholic (Central Michigan)
	50	Pat Barnett	6-6	305	5th	Key West, Fla./Key West
RT	78	Preston Cushman	6-5	305	r-Jr.	Saint Petersburg, Fla./Calvary Christian (Ole Miss)
	58	Connor Meadows	6-4	300	r-Jr.	Trenton, Tenn. / Peabody (Tennessee State/Tennessee)

Defense

Position	No.	Name	Height	Weight	Year	Hometown/High School (Previous Schools)
DE	51	Malachi Lawrence	6-4	260	r-Sr.	Louisville, Ky./DuPont Manual
	99	Jamaal Johnson	6-2	255	r-Jr.	Miami, Fla./Chaminade-Madonna
DT	55	John Walker	6-4	324	r-So.	Kissimmee, Fla./Osceola
	88	Derrick LeBlanc	6-5	310	r-So.	Opa-locka, Fla./Osceola (Oklahoma)
	OR 98	Tyreek'e Robinson	6-2	340	r-Fr.	Bradenton, Fla./Manatee
DT	95	RJ Jackson Jr.	6-3	310	Jr.	Choctaw, Okla. / Choctaw (Tulsa)
	94	Rodney Lora	6-3	300	r-So.	North Arlington, N.J. / Woodberry Forest (North Carolina)
	OR 92	Jeffson Lafontant	6-3	295	r-So.	North Miami Beach, Fla. / North Miami Beach Senior (Bethune-Cookman)
DE	9	Nyjalik Kelly	6-5	265	Sr.	Oakland Park, Fla./Dillard (Miami)
	6	Isaiah Nixon	6-4	245	r-So.	St. Petersburg, Fla./Lakewood
	OR 99	Jamaal Johnson	6-2	255	r-Jr.	Miami, Fla./Chaminade-Madonna
LB	0	Keli Lawson	6-4	230	r-Sr.	Stephens City, Va./Sherando (Virginia Tech)
	43	Cole Kozlowski	6-2	225	Sr.	Spring Lake, N.J. / Manasquan (Colgate)
LB	20	Lewis Carter	6-0	225	Jr.	Tampa, Fla./Tampa Catholic (Oklahoma)
	38	Jayden McDonald	6-4	235	r-Sr.	Salem, Va. / Salem (Virginia Tech)
Nickel	4	Braeden Marshall	5-10	200	Jr.	Lake Mary, Fla./Lake Mary
	26	Christian Peterson	5-9	185	So.	Dothan, Ala./Westlake
	OR 15	Jyaire Brown	5-11	175	r-Jr.	New Orleans, La./Lakota West (LSU/Ohio State)
CB	7	Antione Jackson	6-1	185	Jr.	Lauderhill, Fla./Dillard (East Carolina)
	1	Ja'Cari Henderson	6-0	180	r-Jr.	Sanford, Fla./Seminole
	OR 25	Rukeem Stroud	5-11	165	Fr.	Plant City, Fla./Tampa Bay Tech
S	23	Jayden Williams	5-11	190	R-Sr.	Valrico, Fla. / Bloomingdale (FAU)
	OR 8	Demari Henderson	6-0	185	r-Jr.	Sanford, Fla./Seminole
	11	Jaden Gould	6-2	210	r-Jr.	Somerset, N.J./Bergen Catholic (Syracuse/Nebraska)
S	2	Phillip Dunnam	6-1	195	Sr.	North Miami Beach, Fla./North Miami Beach (FAU/Indiana)
	11	Jaeden Gould	6-2	210	r-Jr.	Somerset, N.J./Bergen Catholic (Syracuse/Nebraska)
CB	29	Jayden Bellamy	6-1	190	r-Jr.	Freehold, N.J./Bergen Catholic (Syracuse/Notre Dame)
	5	DJ Bell	6-4	185	r-Jr.	Pensacola, Fla./Pensacola (Memphis)

Special Teams

Position	No.	Name	Height	Weight	Year	Hometown/High School (Previous Schools)
K	16	Noe Ruelas	6-1	195	r-Sr.	West Hartford, Conn. / Hall (James Madison/UConn)
	31	Noah McGough	5-11	175	Fr.	Dallas, Texas / Jesuit
H	40	Anthony Veneri	6-0	215	r-Jr.	Hamilton, Ontario, Canada/St. Thomas More (Ohio State/Buffalo)
	97	Mason Denaburg	6-4	225	Fr.	Merritt Island, Fla. / Merritt Island
P	40	Anthony Veneri	6-0	215	r-Jr.	Hamilton, Ontario, Canada/St. Thomas More (Ohio State/Buffalo)
	OR 97	Mason Denaburg	6-4	225	Fr.	Merritt Island, Fla. / Merritt Island
KO	16	Noe Ruelas	6-1	195	r-Sr.	West Hartford, Conn. / Hall (James Madison/UConn)
	31	Noah McGough	5-11	175	Fr.	Dallas, Texas / Jesuit
LS	47	Dalton Riggs	6-3	225	r-Jr.	Eagle, Idaho / Eagle (BYU)
	37	Rocklyn Kelly	6-1	225	Fr.	Denton, Texas / Guyer
KR	5	Jaden Nixon	5-10	200	r-Sr.	Las Colinas, Texas/Lone Star (Western Michigan/Oklahoma St.)
	7	Duane Thomas Jr.	5-8	175	Jr.	Miami Gardens, Fla./Chaminade - Madonna (Charlotte)
PR	7	Antione Jackson	6-1	185	Jr.	Lauderhill, Fla./Dillard (East Carolina)
	8	Bredell Richardson	6-1	190	r-Fr.	Tampa, Fla./Carrollwood Day

Depth chart is unofficial and subject to change





OFFENSIVE DEPTH CHART CAREER SNAPSHOTS

LT			
69 Paul RUBELT	5th 6-11 310		
	GP/GS		
2025	7/6		
Career	56/18		

LG			
64 Gaard MEMMELAAR	5th 6-4 310		
	GP/GS		
2025	8/5		
Career	24/16		

C			
52 Carter MILLER	R-Jr. 6-4 295		
	GP/GS		
2025	8/8		
Career	35/28		

RG			
77 Keegan SMITH	R-Sr. 6-3 300		
	GP/GS		
2025	8/4		
Career	43/19		

RT			
78 Preston CUSHMAN	R-Jr. 6-5 305		
	GP/GS		
2025	8/8		
Career	26/8		

WR			
3 Marcus BURKE	R-Sr. 6-3 195		
	Rec. Yds. TD		
2025	11 168 0		
Career	31 438 2		

OR			
19 Waden CHARLES	Fr. 6-2 195		
	Rec. Yds. TD		
2025	12 115 0		
Career	12 115 0		

WR			
7 Duane THOMAS JR	Jr. 5-8 175		
	Rec. Yds. TD		
2025	38 393 0		
Career	68 700 1		

13 Chris DOMERCANT	R-Sr. 6-1 185		
	Rec. Yds. TD		
2025	15 185 2		
Career	165 2,345 19		

QB			
2 Tayven JACKSON	R-Jr. 6-4 215		
	PASS Cmp-Att Yds TD Int		
2025	121-191 1,334 5 4		
Career	225-360 2,634 11 10		

OR

14 Cam FANCHER	R-Sr. 6-2 205		
	Cmp-Att Yds TD Int		
2025	41-72 333 0 0		
Career	503-834 5,627 27 23		

OR

11 Jacurri BROWN	R-Jr. 6-4 205		
	Cmp-Att Yds TD Int		
2025	3-5 97 1 1		
Career	85-148 906 6 9		

	RUSH Att. Yds. TD		
2025	16 142 2		
Career	137 821 8		

RB			
22 Myles MONTGOMERY	R-Sr. 5-11 200		
	Att. Yds. TD		
2025	112 572 3		
Career	243 1,413 10		

5 Jaden NIXON	R-Sr. 5-10 200		
	Att. Yds. TD		
2025	35 423 6		
Career	288 1,842 20		

TE			
0 Dylan WADE	Jr. 6-4 240		
	Rec. Yds. TD		
2025	23 222 1		
Career	56 617 5		

1 Kylian FOX	So. 6-4 235		
	Rec. Yds. TD		
2025	14 125 1		
Career	17 147 1		

WR			
9 DJ BLACK	R-Jr. 6-4 205		
	Rec. Yds. TD		
2025	18 244 2		
Career	67 1,408 16		

12 Carl JENKINS JR	Fr. 6-2 185		
	Rec. Yds. TD		
2025	3 32 0		
Career	3 32 0		

SPECIAL TEAMS DEPTH CHART CAREER SNAPSHOTS

KR			
5 Jaden NIXON	R-Sr. 5-10 200		
	No. Yds. TD		
2025	17 402 1		
Career	66 1,511 2		

P			
40 Anthony VENNERI	R-Jr. 6-0 215		
	No. Yds. Long		
2025	26 1,021 55		
Career	122 5,181 64		

LS			
47 Dalton RIGGS	R-Jr. 6-3 225		
	GP		
2025	8		
Career	23		

KO			
16 Noe RUELAS	R-Sr. 6-1 195		
	No. Avg. TB		
2025	42 64.5 27		
Career	110 64.2 48		

H			
40 Anthony VENNERI	R-Jr. 6-0 215		
	GP		
2025	8		
Career	30		

7 Duane THOMAS JR	Jr. 5-8 175		
	No. Yds. TD		
2025	0 0 0		
Career	4 93 0		

97 Mason DENABURG	Fr. 6-4 225		
	No. Yds. Long		
2025	0 0 0		
Career	0 0 0		

37 Rocklyn KELLEY	Fr. 6-1 225		
	GP		
2025	0		
Career	0		

31 Noah MCGOUGH	Fr. 5-11 175		
	No. Avg. TB		
2025	1 65 1		
Career	1 65 1		

97 Mason DENABURG	Fr. 6-4 225		
	GP		
2025	1		
Career	1		

PR			
7 Antione JACKSON	Jr. 6-1 185		
	No. Yds. TD		
2025	9 90 0		
Career	9 90 0		

8 Bredell RICHARDSON	R-Fr. 6-1 190		
	No. Yds. TD		
2025	1 8 0		
Career	1 8 0		

PK			
16 Noe RUELAS	R-Sr. 6-1 195		
	FGM-A Pct. Long		
2025	12-14 85.7 53		
Career	43-54 79.6 54		

31 Noah MCGOUGH	Fr. 5-11 175		
	FGM-A Pct. Long		
2025	0-0 - 0		
Career	0-0 - 0		

Depth chart is unofficial and subject to change





DEFENSIVE DEPTH CHART CAREER SNAPSHOTS

DE 51 Malachi LAWRENCE R-Sr. 6-4 260 UA/A TFL Sacks 2025 12/9 9 6 Career 42/23 26 19				DT 55 John WALKER R-So. 6-5 324 UA/A TFL Sacks 2025 12/13 2 1 Career 26/23 7 1.5				DT 95 RJ JACKSON JR Jr. 6-3 310 UA/A TFL Sacks 2025 9/13 2 1 Career 20/41 6.5 4				DE 9 Nyjalik KELLY Sr. 6-5 265 UA/A TFL Sacks 2025 28/10 7.5 3 Career 62/48 22.5 12.5			
99 Jamaal JOHNSON R-Jr. 6-2 255 UA/A TFL Sacks 2025 6/8 0.5 0 Career 14/14 2.5 1				88 Derrick LEBLANC R-So. 6-5 310 UA/A TFL Sacks 2025 4/3 1.5 1.5 Career 4/3 1.5 1.5				94 Rodney LORA R-So. 6-3 300 UA/A TFL Sacks 2025 8/6 3.5 1 Career 9/7 3.5 1				6 Isaiah NIXON R-So. 6-4 245 UA/A TFL Sacks 2025 7/7 2.5 0 Career 12/14 4 1.5			
LB 0 Keli LAWSON R-Sr. 6-4 230 UA/A TFL Sacks INT 2025 13/4 0 0 0 Career 83/78 11.5 3.5 3				NICKEL 4 Braeden MARSHALL Jr. 5-10 200 UA/A PBU INT 2025 17/2 1 1 Career 48/15 5 3				LB 20 Lewis CARTER Jr. 6-0 225 UA/A TFL Sacks INT 2025 29/21 2 1 0 Career 49/31 4.5 1 0				LB 43 Cole KOZLOWSKI Sr. 6-2 225 UA/A TFL Sacks INT 2025 33/17 5 2 0 Career 138/113 21 7 2			
CB 7 Antione JACKSON Jr. 6-1 185 UA/A PBU INT 2025 21/6 2 0 Career 39/20 7 2				S 23 Jayden WILLIAMS R-Sr. 5-11 190 UA/A PBU INT 2025 4/3 0 0 Career 69/50 6 3				S 2 Phillip DUNNAM Sr. 6-1 195 UA/A PBU INT 2025 32/12 1 0 Career 100/58 12 6				CB 29 Jayden BELLAMY R-Jr. 6-1 190 UA/A PBU INT 2025 12/2 4 1 Career 56/24 11 4			
1 Ja'Cari HENDERSON R-Jr. 6-0 180 UA/A PBU INT 2025 2/1 0 0 Career 20/10 2 0				OR 8 Demari HENDERSON R-Jr. 6-0 185 UA/A PBU INT 2025 24/8 1 1 Career 60/29 6 4				11 Jaeden GOULD R-Jr. 6-2 210 UA/A PBU INT 2025 2/2 0 0 Career 19/15 0 0				5 DJ BELL R-Jr. 6-2 185 UA/A PBU INT 2025 5/2 2 0 Career 35/8 10 2			

Depth chart is unofficial and subject to change

GAME-BY-GAME STARTERS

OFFENSIVE STARTERS

Opponent	QB	RB	WR	WR	WR/TE	TE	LT	LG	C	RG	RT	K
Jacksonville State	Fancher	Montgomery	Burke	Thomas Jr.	Black	Wade	Rubelt	Memmelaar	Miller	Smith	Cushman	Ruelas
North Carolina A&T	Jackson	Montgomery	Burke	Black	Fox	Wade	Rubelt	Memmelaar	Miller	Smith	Cushman	Ruelas
North Carolina	Jackson	Montgomery	Burke	Black	Piening	Wade	Rubelt	Memmelaar	Miller	Smith	Cushman	Ruelas
at Kansas State	Jackson	Montgomery	Burke	Thomas Jr.	Black	Fox	Rubelt	Memmelaar	Miller	Smith	Cushman	Ruelas
Kansas	Jackson	Montgomery	Charles	Thomas Jr.	Black	Wade	Rubelt	Brooks	Miller	Kinnie	Cushman	Ruelas
at Cincinnati	Fancher	Montgomery	Burke	Thomas Jr.	Black	Drag	Rubelt	Memmelaar	Miller	Kinnie	Cushman	Ruelas
West Virginia	Jackson	Montgomery	Burke	Thomas Jr.	Black	Wade	Spell	Brooks	Miller	Kinnie	Cushman	Ruelas
at Baylor	Jackson	Nixon	Charles	Thomas Jr.	Black	Meadows	Spell	Brooks	Miller	Kinnie	Cushman	Ruelas
Houston												
at Texas Tech												
Oklahoma State												
at BYU												

DEFENSIVE STARTERS

Opponent	DE	DT	DT	DE	LB	LB	N	CB	S	S	CB	P
Jacksonville State	Lawrence	Walker	Jackson Jr.	Kelly	Lawson	Carter	Marshall	Bellamy	D. Henderson	Dunnam	Jackson	Venneri
North Carolina A&T	Lawrence	Walker	Jackson Jr.	Kelly	Lawson	McDonald	Marshall	Bellamy	D. Henderson	Dunnam	Jackson	Venneri
North Carolina	Lawrence	Walker	Jackson Jr.	Kelly	Kozlowski	Carter	Marshall	Bellamy	D. Henderson	Dunnam	Jackson	Venneri
at Kansas State	Lawrence	Walker	Lockett	Kelly	Lawson	Carter	Marshall	Bellamy	D. Henderson	Dunnam	Jackson	Venneri
Kansas	Lawrence	Walker	Jackson Jr.	Kelly	Kozlowski	Carter	McDonald	Bellamy	D. Henderson	Dunnam	Jackson	Venneri
at Cincinnati	Lawrence	Walker	Jackson Jr.	Kelly	Kozlowski	Carter	Marshall	Bellamy	D. Henderson	Dunnam	Jackson	Venneri
West Virginia	Lawrence	Walker	Jackson Jr.	Kelly	Kozlowski	Carter	Marshall	Bellamy	D. Henderson	Dunnam	Jackson	Venneri
at Baylor	Lawrence	Walker	Jackson Jr.	Kelly	Kozlowski	Carter	Marshall	Bellamy	D. Henderson	Dunnam	Jackson	Venneri
Houston												
at Texas Tech												
Oklahoma State												
at BYU												



UCF SCORING DRIVES

Jacksonville State (Aug. 28)

Qtr.	Time of Score	Scoring Play	Plays	Yards	Time	Score
3rd	8:03	#16 Noe Ruelas 24 yd FG	7	73	03:06	UCF leads 3-0
4th	9:30	#0 Dylan Wade 39 yd pass from #2 Tayven Jackson (#16 Noe Ruelas kick)	7	76	02:25	Tied 10-10
4th	1:03	#9 DJ Black 33 yd pass from #2 Tayven Jackson (#16 Noe Ruelas kick)	6	64	00:32	UCF leads 17-10

North Carolina A&T (Sep. 6)

Qtr.	Time of Score	Scoring Play	Plays	Yards	Drive Time	Score
1st	9:46	#2 Tayven Jackson 1 yd rush (#16 Noe Ruelas kick)	8	65	2:56	UCF leads 14-0
1st	7:16	#2 Tayven Jackson 4 yd rush (#16 Noe Ruelas kick)	4	24	1:45	UCF leads 21-0
2nd	13:55	#5 Jaden Nixon 87 yd rush (#16 Noe Ruelas missed kick)	1	87	0:09	UCF leads 34-0
2nd	3:37	#16 Noe Ruelas 34 yd FG	7	48	2:10	UCF leads 36-0
2nd	0:00	#16 Noe Ruelas 34 yd FG	6	71	0:57	UCF leads 40-0
3rd	6:56	#5 Jaden Nixon 66 yd rush (#16 Noe Ruelas kick)	3	74	1:10	UCF leads 47-0
3rd	4:18	#11 Jacurri Brown 60 yd rush (#16 Noe Ruelas kick)	1	60	0:11	UCF leads 54-0
4th	14:42	#11 Jacurri Brown 15 yd rush (#16 Noe Ruelas kick)	4	25	1:41	UCF leads 61-0
4th	7:41	#21 Stacy Gage 23 yd rush (#31 Noah McGough kick)	8	63	4:56	UCF leads 68-0

North Carolina (Sep. 20)

Qtr.	Time of Score	Scoring Play	Plays	Yards	Drive Time	Score
1st	8:23	#2 Tayven Jackson 13 yd rush (#16 Noe Ruelas kick)	13	75	6:37	UCF leads 7-0
1st	4:51	#16 Noe Ruelas 36 yd FG	4	5	1:26	UCF leads 10-0
2nd	10:03	#16 Noe Ruelas 41 yd FG	14	42	7:44	UCF leads 13-0
2nd	0:13	#1 Kylan Fox 17 yd pass from #2 Tayven Jackson (#16 Noe Ruelas kick)	6	83	1:04	UCF leads 20-3
3rd	9:51	#22 Myles Montgomery 1 yd rush (#16 Noe Ruelas kick)	6	64	2:57	UCF leads 27-3
4th	1:54	#5 Jaden Nixon 5 yd rush (#16 Noe Ruelas kick)	18	93	10:26	UCF leads 34-9

at Kansas State (Sep. 27)

Qtr.	Time of Score	Scoring Play	Plays	Yards	Drive Time	Score
2nd	2:54	#9 DJ Black 82 yd pass from #11 J.Brown (#16 Noe Ruelas kick)	2	77	0:51	KSU leads 10-7
3rd	2:01	#16 Noe Ruelas 53 yd FG	11	48	4:02	KSU leads 24-10
3rd	0:20	#5 Jaden Nixon 54 yd rush (#16 Noe Ruelas kick)	5	75	1:30	KSU leads 31-17
4th	9:34	#16 Noe Ruelas 40 yd FG	7	59	4:03	KSU leads 31-20

Kansas (Oct. 4)

Qtr.	Time of Score	Scoring Play	Plays	Yards	Drive Time	Score
1st	08:15	#22 Myles Montgomery 29 yd rush (#16 Noe Ruelas kick)	10	79	4:33	UCF leads 7-0
2nd	14:55	#22 Myles Montgomery 3 yd rush (#16 Noe Ruelas kick)	8	60	4:00	UCF leads 14-0
2nd	07:49	#16 Noe Ruelas 38 yd FG	7	55	2:49	UCF leads 17-7
2nd	00:05	#16 Noe Ruelas 38 yd FG	12	54	1:44	UCF leads 20-14

at Cincinnati (Oct. 11)

Qtr.	Time of Score	Scoring Play	Plays	Yards	Drive Time	Score
2nd	00:24	#16 Noe Ruelas 45 yd FG	12	49	03:49	CIN leads 17-3
4th	02:07	#14 Cam Fancher 3 yd rush (#13 Chris Domercant pass from #14 Cam Fancher)	19	90	07:00	CIN leads 20-11

West Virginia (Oct. 18)

Qtr.	Time of Score	Scoring Play	Plays	Yards	Drive Time	Score
1st	11:33	#13 Chris Domercant 40 yd pass from #2 Tayven Jackson (#16 Noe Ruelas kick)	6	97	01:45	UCF leads 7-0
1st	04:54	#13 Chris Domercant 34 yd pass from #2 Tayven Jackson (#16 Noe Ruelas kick)	7	68	03:07	UCF leads 14-0
3rd	11:53	#5 Jaden Nixon 12 yd rush (#16 Noe Ruelas kick)	9	92	03:02	UCF leads 21-7
3rd	02:12	#5 Jaden Nixon 83 yd rush (#16 Noe Ruelas kick)	2	85	00:49	UCF leads 35-7
4th	09:40	#16 Noe Ruelas 51 yd FG	4	-1	01:22	UCF leads 38-7
4th	04:17	#10 Davi Belfort 10 yd rush (#16 N.Ruelas kick)	10	72	04:42	UCF leads 45-7

at Baylor (Nov. 1)

Qtr.	Time of Score	Scoring Play	Plays	Yards	Drive Time	Score
2nd	00:00	#16 Noe Ruelas 45 yd FG	3	8	00:13	Baylor leads 20-3

FIRST DRIVES

First Drives by UCF

Matchup	1st Half	Result	2nd Half	Result
Jacksonville St.	13 - 32 - 5:21	Punt	7 - 73 - 3:06	Field Goal
North Carolina A&T	8 - 65 - 2:56	Touchdown	3 - 74 - 1:10	Touchdown
North Carolina	13 - 75 - 6:37	Touchdown	6 - 64 - 2:57	Touchdown
at Kansas St.	5 - 20 - 2:49	Punt	3 - 3 - 2:16	Punt
Kansas	10 - 79 - 4:33	Touchdown	3 - 5 - 2:07	Punt
at Cincinnati	8 - 30 - 3:49	T.O. on Downs	6 - 45 - 2:52	T.O. on Downs
West Virginia	6 - 97 - 1:45	Touchdown	9 - 92 - 3:02	Touchdown
at Baylor	3 - 2 - 0:59	Punt	9 - 34 - 3:54	Missed FG
Houston				
at Texas Tech				
Oklahoma St.				
at BYU				

First Drives by Opponent

Matchup	1st Half	Result	2nd Half	Result
Jacksonville St.	11 - 37 - 5:50	Punt	7 - 16 - 3:47	Punt
North Carolina A&T	3 - 7 - 1:59	Punt	12 - 49 - 6:54	Missed FG
North Carolina	4 - 15 - 2:02	Interception	3 - 7 - 2:12	Punt
at Kansas St.	5 - 40 - 2:02	Interception	6 - 65 - 2:46	Touchdown
Kansas	4 - 19 - 2:07	Punt	10 - 59 - 5:46	Field Goal
at Cincinnati	3 - 2 - 1:22	Punt	3 - 8 - 1:11	Punt
West Virginia	3 - 11 - 1:42	Punt	4 - 7 - 1:13	Fumble
at Baylor	11 - 75 - 4:11	Touchdown	13 - 42 - 6:30	Field Goal
Houston				
at Texas Tech				
Oklahoma St.				
at BYU				



OVERALL TEAM STATISTICS

	UCF	OPP
Scoring	218	150
Points per game	27.3	18.8
Points Off Turnovers	13	20
First Downs	160	138
Rushing	74	75
Passing	72	54
Penalty	14	9
Rushing Yardage	1531	1171
Yards gained rushing	1683	1371
Yards lost rushing	152	200
Rushing attempts	274	306
Average per rush	5.6	3.8
Average per game	191.4	146.4
TDs Rushing	17	9
Passing Yardage	1810	1291
Comp-Att-Int	168-274-6	131-215-5
Average per pass	6.6	6.0
Average per catch	10.8	9.9
Average per game	226.3	161.4
TDs Passing	6	8
Total offense	3341	2462
Total plays	548	521
Average per play	6.1	4.7
Average per game	417.6	307.8
Kick returns: #-Yards	17-402	12-239
Punt returns: #-Yards	12-111	7-43
Int returns: #-Yards	5-6	6-93
Kick return average	23.6	19.9
Punt return average	9.3	6.1
Int return average	1.2	15.5
Fumbles-Lost	11-4	12-4
Penalties-Yards	59-460	47-425
Average per game	57.5	53.1
Punts-Yards	26-1021	39-1710
Average per punt	39.3	43.8
Net punt average	37.2	40.5
Kickoffs-Yards	43-2755	36-2289
Average per kick	64.1	63.6
Net kick average	40.1	39.3
Time of possession / game	30:46	29:14
3rd-down conversion	37/112	36/113
3rd-down pct	33%	32%
4th-down conversion	15/27	13/21
4th-down pct	56%	62%
Sacks by-Yards	19-112	11-58
Misc Yards	0	0
Touchdowns scored	26	17
Field goals - attempts	12-14	11-15
On-Side kicks	0-1	0-0
Red-zone scores	(19-24) 79%	(20-23) 87%
Red-zone touchdowns	(11-24) 46%	(15-23) 65%
PAT-attempts	(24-25) 96%	(15-16) 94%
2-point conversion-attempts	(1-1) 100%	(0-1) 0%
Attendance	217932	129007
Games / Avg per game	5/43586	3/43002
Neutral site games	-	0/0

Score by Periods

Team	1st	2nd	3rd	4th	OT	TOT
UCF	59	48	55	56	0	218
Opponents	21	57	39	33	0	150



INDIVIDUAL STATISTICS

Rushing

Player	gp	att	gain	loss	net	avg	td	lg	avg/g
Myles Montgomery	8	112	589	17	572	5.1	3	45	71.5
Jaden Nixon	8	35	434	11	423	12.1	6	87	52.9
Cam Fancher	3	31	193	23	170	5.5	1	25	56.7
Jacurri Brown	3	16	148	6	142	8.9	2	60	47.3
Tayven Jackson	7	34	129	57	72	2.1	3	25	10.3
Stacy Gage	7	13	63	0	63	4.8	1	23	9.0
Davi Belfort	2	7	55	2	53	7.6	1	17	26.5
Agyeman Addae	4	6	20	0	20	3.3	0	8	5.0
Duane Thomas Jr.	8	7	25	8	17	2.4	0	8	2.1
Chris Domercant	8	2	16	0	16	8.0	0	11	2.0
Tyler Wrenn	1	1	8	0	8	8.0	0	8	8.0
Jordyn Bridgewater	2	1	3	0	3	3.0	0	3	1.5
Marcus Burke	7	1	0	5	-5	-5.0	0	0	-0.7
Caleb Rollerson	3	1	0	5	-5	-5.0	0	0	-1.7
Team	8	7	0	18	-18	-2.6	0	0	-2.3
Total	8	274	1683	152	1531	5.6	17	87	191.4
Opponents	8	306	1371	200	1171	3.8	9	75	146.4

Passing

Player	gp	effic	comp-att-int	pct	yds	td	lg	avg/g
Tayven Jackson	7	126.5	121-191-4	63.4	1334	5	64	190.6
Cam Fancher	3	95.8	41-72-0	56.9	333	0	30	111.0
Jacurri Brown	3	249.0	3-5-1	60.0	97	1	82	32.3
Brock Hansel	1	-2.5	1-3-1	33.3	11	0	11	11.0
Davi Belfort	2	164.7	2-3-0	66.7	35	0	39	17.5
Total	8	119.6	168-274-6	61.3	1810	6	82	226.3
Opponents	8	119.0	131-215-5	60.9	1291	8	67	161.4

Receiving

Player	gp	no.	yds	avg	td	lg	avg/g
Duane Thomas Jr.	8	38	393	10.3	0	41	49.1
Dylan Wade	7	23	222	9.7	1	39	31.7
DJ Black	8	18	244	13.6	2	82	30.5
Chris Domercant	8	15	185	12.3	2	40	23.1
Myles Montgomery	8	14	151	10.8	0	64	18.9
Kylan Fox	8	14	125	8.9	1	22	15.6
Waden Charles	8	12	115	9.6	0	19	14.4
Marcus Burke	7	11	168	15.3	0	30	24.0
Jaden Nixon	8	10	54	5.4	0	14	6.8
Thomas Wadsworth	6	3	27	9.0	0	12	4.5
Max Drag	8	3	19	6.3	0	11	2.4
Carl Jenkins Jr	8	3	32	10.7	0	17	4.0
Caleb Rollerson	3	2	59	29.5	0	39	19.7
Stacy Gage	7	1	5	5.0	0	5	0.7
Tyler Wrenn	1	1	11	11.0	0	11	11.0
Total	8	168	1810	10.8	6	82	226.3
Opponents	8	131	1291	9.9	8	67	161.4

Punt Returns

Player	no.	yds	avg	td	lg
Antione Jackson	9	90	10.0	0	37
Duane Thomas Jr.	2	13	6.5	0	12
Bredell Richardson	1	8	8.0	0	8
Total	12	111	9.3	0	37
Opponents	7	43	6.1	0	24

Interceptions

Player	no.	yds	avg	td	lg
Jayden McDonald	1	0	0.0	0	0
Nyjalik Kelly	1	4	4.0	0	4
Jayden Bellamy	1	0	0.0	0	0
Demari Henderson	1	0	0.0	0	0
Braeden Marshall	1	2	2.0	0	2
Total	5	6	1.2	0	4
Opponents	6	93	15.5	0	31

Kick Returns

Player	no.	yds	avg	td	lg
Jaden Nixon	17	402	23.6	1	96
Total	17	402	23.6	1	96
Opponents	12	239	19.9	0	27

Fumbles Recovered

Player	no.	yds	avg	td	lg
Keli Lawson	1	32	32.0	1	32
Derrick LeBlanc	1	13	13.0	0	13
Rodney Lora	1	0	0.0	1	0
Antione Jackson	1	0	0.0	0	0
Total	4	45	11.3	2	32
Opponents	4	5	1.3	0	5



INDIVIDUAL STATISTICS

Scoring

			PAT						
Player	td	fg	kick	rush	rcv	pass	dxp	saf	pts
Noe Ruelas	-	12-14	23-24	-	-	-	-	-	59
Jaden Nixon	7	-	-	-	-	-	-	-	42
Myles Montgomery	3	-	-	-	-	-	-	-	18
Tayven Jackson	3	-	-	-	-	-	-	-	18
Chris Domercant	2	-	-	-	1	-	-	-	14
Jacurri Brown	2	-	-	-	-	-	-	-	12
DJ Black	2	-	-	-	-	-	-	-	12
Keli Lawson	1	-	-	-	-	-	-	-	6
Cam Fancher	1	-	-	-	-	1	-	-	6
Rodney Lora	1	-	-	-	-	-	-	-	6
Dylan Wade	1	-	-	-	-	-	-	-	6
Davi Belfort	1	-	-	-	-	-	-	-	6
Kylan Fox	1	-	-	-	-	-	-	-	6
Stacy Gage	1	-	-	-	-	-	-	-	6
Noah McGough	-	-	1-1	-	-	-	-	-	1
Total	26	12-14	24-25	0	1	1	0	0	218
Opponents	17	11-15	15-16	0	0	0	0	0	150

Field Goals

Player	fg	pct.	01-19	20-29	30-39	40-49	50-99	lg	blk
Noe Ruelas	12-14	85.7	0-0	1-1	5-5	4-5	2-3	53	0
Opponents	11-15	73.3	0-0	2-2	3-4	6-9	0-0	48	1

FG Sequence

Team Name	UCF	Opponents
Jacksonville St.	(24),43	35,(42)
N.C. A&T	(34),(36)	43
North Carolina	(36),(),(41)	(40)
Kansas St.	(53),(40)	(38),(48)
Kansas	(38),(38)	(33),(41)
Cincinnati	(45)	(32),(24)
West Virginia	(51)	44
Baylor	(45),53	(40),46,(28),(41)

Numbers in (parentheses) indicate field goal was made

Total Offense

Player	g	plays	rush	pass	total	avg/g
Tayven Jackson	7	225	72	1334	1406	200.9
Myles Montgomery	8	112	572	0	572	71.5
Cam Fancher	3	103	170	333	503	167.7
Jaden Nixon	8	35	423	0	423	52.9
Jacurri Brown	3	21	142	97	239	79.7
Davi Belfort	2	10	53	35	88	44.0
Stacy Gage	7	13	63	0	63	9.0
Agyeman Addae	4	6	20	0	20	5.0
Duane Thomas Jr.	8	7	17	0	17	2.1
Chris Domercant	8	2	16	0	16	2.0
Brock Hansel	1	3	0	11	11	11.0
Tyler Wrenn	1	1	8	0	8	8.0
Jordyn Bridgewater	2	1	3	0	3	1.5
Marcus Burke	7	1	-5	0	-5	-0.7
Caleb Rollerson	3	1	-5	0	-5	-1.7
Team	8	0	-18	0	-18	-2.3
Total	8	548	1531	1810	3341	417.6
Opponents	8	521	1171	1291	2462	307.8

Punting

Player	no.	yds	avg	lg	tb	fc	i20	50+	blk
Anthony Venneri	26	1021	39.3	55	1	6	15	1	0
Total	26	1021	39.3	55	1	6	15	1	0
Opponents	39	1710	43.8	65	0	12	17	8	1

Kickoffs

Player	no.	yds	avg	tb	ob	retn	net	ydln
Noe Ruelas	42	2690	64.0	27	2			
Noah McGough	1	65	65.0	1	0			
Total	43	2755	64.1	28	2	12	40.1	24
Opponents	36	2289	63.6	15	1	17	39.3	25



ALL-PURPOSE YARDAGE

All Purpose

Player	g	rush	rcv	pr	kr	ir	total	avg/g
Jaden Nixon	8	423	54	0	402	0	879	109.9
Myles Montgomery	8	572	151	0	0	0	723	90.4
Duane Thomas Jr.	8	17	393	13	0	0	423	52.9
DJ Black	8	0	244	0	0	0	244	30.5
Dylan Wade	7	0	222	0	0	0	222	31.7
Chris Domercant	8	16	185	0	0	0	201	25.1
Cam Fancher	3	170	0	0	0	0	170	56.7
Marcus Burke	7	-5	168	0	0	0	163	23.3
Jacurri Brown	3	142	0	0	0	0	142	47.3
Kylan Fox	8	0	125	0	0	0	125	15.6
Waden Charles	8	0	115	0	0	0	115	14.4
Antione Jackson	8	0	0	90	0	0	90	11.3
Tayven Jackson	7	72	0	0	0	0	72	10.3
Stacy Gage	7	63	5	0	0	0	68	9.7
Caleb Rollerson	3	-5	59	0	0	0	54	18.0
Davi Belfort	2	53	0	0	0	0	53	26.5
Carl Jenkins Jr	8	0	32	0	0	0	32	4.0
Thomas Wadsworth	6	0	27	0	0	0	27	4.5
Agyeman Addae	4	20	0	0	0	0	20	5.0
Max Drag	8	0	19	0	0	0	19	2.4
Tyler Wrenn	1	8	11	0	0	0	19	19.0
Bredell Richardson	5	0	0	8	0	0	8	1.6
Nyjalik Kelly	8	0	0	0	0	4	4	0.5
Jordyn Bridgewater	2	3	0	0	0	0	3	1.5
Braeden Marshall	8	0	0	0	0	2	2	0.3
Team	8	-18	0	0	0	0	-18	-2.3
Total	8	1531	1810	111	402	6	3860	482.5
Opponents	8	1171	1291	43	239	93	2837	354.6



INDIVIDUAL STATISTICS - DEFENSE

			Tackles				Sacks	Pass defense			Fumbles	blkd		
##	Player	gp	ua	a	tot	tfl/yds	no-yds	int-yds	brup	qbh	fr-yds	ff	kick	saf
20	Lewis Carter	7	29	21	50	2-5	1-3	.	1	1	.	1	.	.
43	Cole Kozlowski	8	33	17	50	5-22	2-11	.	2	.	.	1	.	.
2	Phillip Dunnam	8	32	12	44	3-5	.	.	1
9	Nyjalik Kelly	8	28	10	38	7.5-24	3-15	1-4	2	5	.	2	.	.
8	Demari Henderson	8	24	8	32	2-4	.	1-0	1
7	Antione Jackson	8	21	6	27	0.5-1	.	.	2	.	1-0	.	.	.
55	John Walker	8	12	13	25	2-9	1-8	.	.	2	.	1	.	.
95	R.J. Jackson Jr.	8	9	13	22	2-10	1-7
51	Malachi Lawrence	8	12	9	21	9-39	6-35	.	2	3	.	2	.	.
4	Braeden Marshall	8	17	2	19	1-1	.	1-2	1
0	Keli Lawson	8	13	4	17	.	.	.	1	2	1-32	.	1	.
6	Isaiah Nixon	7	7	7	14	2.5-4	.	.	.	2
29	Jayden Bellamy	8	12	2	14	.	.	1-0	4
94	Rodney Lora	8	8	6	14	3.5-11	1-5	.	.	1	1-0	.	.	.
99	Jamaal Johnson	8	6	8	14	0.5-1	.	.	.	3
13	Horace Lockett	4	8	5	13	3-10	1-8	.	2	1
38	Jayden McDonald	8	9	3	12	.	.	1-0	1
10	Sincere Edwards	6	7	4	11	4.5-22	1.5-16	.	.	1
23	Jayden Williams	2	4	3	7
88	Derrick LeBlanc	5	4	3	7	1.5-4	1.5-4	.	.	.	1-13	.	.	.
5	DJ Bell	7	5	2	7	.	.	.	2
11	Jaeden Gould	8	2	2	4	.	.	.	1	.	.	.	1	.
1	Ja'Cari Henderson	5	2	1	3
17	Jaylen Heyward	4	2	1	3
28	Troy Ford Jr.	6	3	.	3	.	.	.	1
16	TJ Bullard	8	1	1	2	0.5-0
92	Jeffson Lafontant	6	.	2	2
15	Jyaire Brown	8	2	.	2	.	.	.	1
3	Tony Williams	1	2	.	2
30	Kam Moore	4	1	.	1
98	Tyreek'e Robinson	1	1	.	1
82	Jordyn Bridgewater	2	1	.	1
19	Waden Charles	8	1	.	1
54	Trenton Turner	2	1	.	1
80	Max Drag	8	.	1	1
7	Duane Thomas Jr.	8	1	.	1
12	Aymeric Koumba	5	1	.	1
2	Tayven Jackson	7	1	.	1
44	Josh Dorsainvil	1	1	.	1
5	Jaden Nixon	8	1	.	1
16	Noe Ruelas	8	1	.	1
	Totals	8	325	166	491	50-172	19-112	5-6	25	21	4-45	7	2	0
	Opponents	8	345	122	467	43-129	11-58	6-93	32	16	4-5	4	0	0



TEAM GAME-BY-GAME COMPARISON

Opponent	Score	First Downs				Rushing Number-Yards	Passing		Total Offense Plays-Yards	Return Yards	Turn- Overs
		Total	Rush	Pass	Pen		Comp-Att.-Int	Yards			
Jacksonville St.	17-10	23 / 18	9 / 11	12 / 5	2 / 2	37-108 / 39-165	22-33-0 / 16-30-1	314 / 157	70-422 / 69-322	55 / 40	1 / 1
N.C. A&T	68-7	20 / 13	11 / 9	8 / 2	1 / 2	32-356 / 51-160	14-24-0 / 5-11-1	204 / 40	56-560 / 62-200	134 / 80	0 / 3
North Carolina	34-9	23 / 14	9 / 7	12 / 7	2 / 0	34-143 / 25-63	25-32-0 / 22-33-2	223 / 154	66-366 / 58-217	24 / 32	0 / 2
Kansas St.	20-34	13 / 21	8 / 12	4 / 8	1 / 1	33-205 / 44-266	13-26-2 / 18-26-1	197 / 168	59-402 / 70-434	64 / 66	3 / 1
Kansas	20-27	21 / 15	11 / 5	9 / 10	1 / 0	39-199 / 32-121	22-37-0 / 18-26-0	176 / 235	76-375 / 58-356	55 / 49	1 / 0
Cincinnati	11-20	26 / 14	16 / 7	7 / 6	3 / 1	41-191 / 27-115	28-49-0 / 12-21-0	222 / 191	90-413 / 48-306	12 / 2	1 / 0
West Virginia	45-13	21 / 19	8 / 12	13 / 4	0 / 3	35-255 / 49-131	26-40-2 / 11-28-0	323 / 79	75-578 / 77-210	108 / 55	2 / 1
Baylor	3-30	13 / 24	2 / 12	7 / 12	4 / 0	23-74 / 39-150	18-33-2 / 29-40-0	151 / 267	56-225 / 79-417	112 / 56	2 / 1
Totals	218-150	160 / 138	74 / 75	72 / 54	14 / 9	274-1531 / 306-1171	168-274-6 / 131-215-5	1810 / 1291	548-3341 / 521-2462	564 / 380	10 / 9

Opponents	3rd Down Conversion	4th Down Conversion	Time of Possession	TOP Margin	Avg Yds/Rush	Avg Yds/Pass	Avg Yds/Play	Punting Number-Avg	Penalties Number-Yards	Sacks
Jacksonville St.	7-15 / 3-15	2-2 / 4-6	31:56 / 28:04	03:52	2.9 / 4.2	9.5 / 5.2	6.0 / 4.7	4-34.0 / 5-40.8	9-80.0 / 7-60.0	2 / 2
N.C. A&T	5-11 / 5-16	2-2 / 0-0	23:45 / 36:15	-12:30	11.1 / 3.1	8.5 / 3.6	10.0 / 3.2	2-45.5 / 8-41.5	6-55.0 / 7-59.0	3 / 1
North Carolina	5-13 / 5-13	4-4 / 3-4	33:47 / 26:13	07:34	4.2 / 2.5	7.0 / 4.7	5.5 / 3.7	2-40.0 / 3-39.3	7-40.0 / 5-50.0	2 / 0
Kansas St.	3-13 / 6-14	0-2 / 1-2	27:51 / 32:09	-04:18	6.2 / 6.0	7.6 / 6.5	6.8 / 6.2	4-45.3 / 4-51.0	6-45.0 / 2-25.0	1 / 3
Kansas	4-15 / 3-11	2-4 / 1-2	29:59 / 30:01	-00:02	5.1 / 3.8	4.8 / 9.0	4.9 / 6.1	4-43.5 / 4-45.0	6-45.0 / 8-41.0	1 / 2
Cincinnati	7-18 / 2-9	3-6 / 0-0	39:44 / 20:16	19:28	4.7 / 4.3	4.5 / 9.1	4.6 / 6.4	3-35.3 / 5-41.2	10-75.0 / 7-80.0	0 / 2
West Virginia	5-16 / 4-18	2-4 / 2-4	33:07 / 26:53	06:14	7.3 / 2.7	8.1 / 2.8	7.7 / 2.7	3-38.7 / 9-46.7	7-70.0 / 5-35.0	8 / 0
Baylor	1-11 / 8-17	0-3 / 2-3	26:02 / 33:58	-07:56	3.2 / 3.8	4.6 / 6.7	4.0 / 5.3	4-34.3 / 1-46.0	8-50.0 / 6-75.0	2 / 1
Totals	37-112 / 36-113	15-27 / 13-21	246:11 / 233:49	12:22	5.6 / 3.8	6.6 / 6.0	6.1 / 4.7	26-39.3 / 39-43.8	59-460.0 / 47-425.0	19 / 11

Note: Game totals are displayed in the format TEAM/OPPONENT for each category



UCF GAME HIGHS

RUSHES	41	at Cincinnati (10/11/2025)
YARDS RUSHING	356	N.C. A&T (09/06/2025)
YARDS PER RUSH	11.1	N.C. A&T (09/06/2025)
TD RUSHES	7	N.C. A&T (09/06/2025)
PASS ATTEMPTS	49	at Cincinnati (10/11/2025)
PASS COMPLETIONS	28	at Cincinnati (10/11/2025)
YARDS PASSING	323	West Virginia (10/18/2025)
YARDS PER PASS	9.5	Jacksonville St. (08/28/2025)
TD PASSES	2	West Virginia (10/18/2025)
	2	Jacksonville St. (08/28/2025)
TOTAL PLAYS	90	at Cincinnati (10/11/2025)
TOTAL OFFENSE	578	West Virginia (10/18/2025)
YARDS PER PLAY	10.0	N.C. A&T (09/06/2025)
POINTS	68	N.C. A&T (09/06/2025)
SACKS BY	8	West Virginia (10/18/2025)
FIRST DOWNS	26	at Cincinnati (10/11/2025)
PENALTIES	10	at Cincinnati (10/11/2025)
PENALTY YARDS	80	Jacksonville St. (08/28/2025)
TURNOVERS	3	at Kansas St. (09/27/2025)
PUNTS	4	at Baylor (11/01/2025)
	4	Kansas (10/04/2025)
	4	at Kansas St. (09/27/2025)
	4	Jacksonville St. (08/28/2025)
PUNTING AVG	45.5	N.C. A&T (09/06/2025)
LONG PUNT	55	at Kansas St. (09/27/2025)
PUNTS INSIDE 20	3	West Virginia (10/18/2025)
	3	at Kansas St. (09/27/2025)
	3	Jacksonville St. (08/28/2025)
LONG PUNT RETURN	37	N.C. A&T (09/06/2025)

UCF INDIVIDUAL GAME HIGHS

RUSHES	22	Myles Montgomery vs Kansas (10/04/2025)
YARDS RUSHING	156	Jaden Nixon vs N.C. A&T (09/06/2025)
TD RUSHES	2	Jaden Nixon vs West Virginia (10/18/2025)
	2	Myles Montgomery vs Kansas (10/04/2025)
	2	Jaden Nixon vs N.C. A&T (09/06/2025)
	2	Jacurri Brown vs N.C. A&T (09/06/2025)
	2	Tayven Jackson vs N.C. A&T (09/06/2025)
LONG RUSH	87	Jaden Nixon vs N.C. A&T (09/06/2025)
PASS ATTEMPTS	49	Cam Fancher at Cincinnati (10/11/2025)
PASS COMPLETIONS	28	Cam Fancher at Cincinnati (10/11/2025)
YARDS PASSING	282	Tayven Jackson vs Jacksonville St. (08/28/2025)
TD PASSES	2	Tayven Jackson vs West Virginia (10/18/2025)
	2	Tayven Jackson vs Jacksonville St. (08/28/2025)
LONG PASS	82	Jacurri Brown at Kansas St. (09/27/2025)
RECEPTIONS	8	Duane Thomas Jr. at Baylor (11/01/2025)
YARDS RECEIVING	89	Chris Domercant vs West Virginia (10/18/2025)
TD RECEPTIONS	2	Chris Domercant vs West Virginia (10/18/2025)
LONG RECEPTION	82	DJ Black at Kansas St. (09/27/2025)
PUNTS	4	Anthony Venneri at Baylor (11/01/2025)
	4	Anthony Venneri vs Kansas (10/04/2025)
	4	Anthony Venneri at Kansas St. (09/27/2025)
	4	Anthony Venneri vs Jacksonville St. (08/28/2025)
PUNTING AVG	45.5	Anthony Venneri vs N.C. A&T (09/06/2025)
LONG PUNT	55	Anthony Venneri at Kansas St. (09/27/2025)
PUNTS INSIDE 20	3	Anthony Venneri vs West Virginia (10/18/2025)
	3	Anthony Venneri at Kansas St. (09/27/2025)
	3	Anthony Venneri vs Jacksonville St. (08/28/2025)
LONG PUNT RETURN	37	Antione Jackson vs N.C. A&T (09/06/2025)
LONG KICKOFF RETURN	96	Jaden Nixon vs N.C. A&T (09/06/2025)
TACKLES	11	Cole Kozlowski at Baylor (11/01/2025)
	11	Cole Kozlowski vs West Virginia (10/18/2025)
SACKS	2	Malachi Lawrence at Baylor (11/01/2025)
	2	Malachi Lawrence vs West Virginia (10/18/2025)
TACKLES FOR LOSS	3.5	Sincere Edwards vs N.C. A&T (09/06/2025)



PARTICIPATION

##	Player	GP-GS	JSU	NCA&T	UNC	KState	KU	UC	WVU	Baylor
0	Keli Lawson	8/3	START	START	XXX	START	XXX	XXX	XXX	XXX
0	Dylan Wade	7/5	START	START	START	...	START	XXX	START	XXX
1	Ja'Cari Henderson	5/0	XXX	XXX	...	XXX	...	XXX	XXX	...
1	Kylan Fox	8/2	XXX	START	XXX	START	XXX	XXX	XXX	XXX
2	Tayven Jackson	7/6	XXX	START	START	START	START	...	START	START
2	Phillip Dunnam	8/8	START	START	START	START	START	START	START	START
3	Marcus Burke	7/6	START	START	START	START	XXX	START	START	...
3	Tony Williams	1/0	...	XXX
4	Braeden Marshall	8/7	START	START	START	START	XXX	START	START	START
4	Taeion Swint	1/0	XXX
5	Jaden Nixon	8/1	XXX	XXX	XXX	XXX	XXX	XXX	XXX	START
5	DJ Bell	7/0	XXX	XXX	XXX	...	XXX	XXX	XXX	XXX
6	Isaiah Nixon	7/0	XXX	XXX	XXX	...	XXX	XXX	XXX	XXX
6	Ric'Darious Farmer	0/0
7	Duane Thomas Jr.	8/6	START	XXX	XXX	START	START	START	START	START
7	Antione Jackson	8/8	START	START	START	START	START	START	START	START
8	Demari Henderson	8/8	START	START	START	START	START	START	START	START
8	Bredell Richardson	5/0	XXX	XXX	XXX	XXX	XXX
9	Nyjalik Kelly	8/8	START	START	START	START	START	START	START	START
9	DJ Black	8/8	START	START	START	START	START	START	START	START
10	Davi Belfort	2/0	...	XXX	XXX	...
10	Sincere Edwards	6/0	XXX	XXX	XXX	XXX	XXX	XXX
11	Jaeden Gould	8/0	XXX	XXX	XXX	XXX	XXX	XXX	XXX	XXX
11	Jacurri Brown	3/0	...	XXX	XXX	XXX
12	Aymeric Koumba	5/0	...	XXX	XXX	XXX	XXX	...	XXX	...
12	Carl Jenkins Jr	8/0	XXX	XXX	XXX	XXX	XXX	XXX	XXX	XXX
13	Chris Domercant	8/0	XXX	XXX	XXX	XXX	XXX	XXX	XXX	XXX
13	Horace Lockett	4/1	XXX	XXX	XXX	START
14	Isaiah Reed	1/0	XXX	...
14	Cam Fancher	3/2	START	XXX	START
15	Jyaire Brown	8/0	XXX	XXX	XXX	XXX	XXX	XXX	XXX	XXX
16	Noe Ruelas	8/0	XXX	XXX	XXX	XXX	XXX	XXX	XXX	XXX
16	TJ Bullard	8/0	XXX	XXX	XXX	XXX	XXX	XXX	XXX	XXX
17	Brock Hansel	1/0	XXX	...
17	Jaylen Heyward	4/0	XXX	XXX	XXX	XXX
18	Jakob Gude	4/0	XXX	XXX	XXX	XXX
18	Caden Piening	2/1	START	XXX
19	Hudson Gibbs	2/0	XXX	XXX	...
19	Waden Charles	8/2	XXX	XXX	XXX	XXX	START	XXX	XXX	START
20	Lewis Carter	7/7	START	...	START	START	START	START	START	START
21	Stacy Gage	7/0	XXX	XXX	XXX	XXX	XXX	XXX	XXX	...
22	Myles Montgomery	8/7	START	START	START	START	START	START	START	XXX
23	Jayden Williams	2/0	XXX	...	XXX
25	Rukeem Stroud	2/0	...	XXX	XXX	...
26	Christian Peterson	7/0	XXX	XXX	XXX	XXX	XXX	...	XXX	XXX
27	Nicholas Antoine	1/0	XXX
28	Troy Ford Jr.	6/0	XXX	XXX	XXX	XXX	XXX	...	XXX	...
29	Jayden Bellamy	8/8	START	START	START	START	START	START	START	START
30	Kam Moore	4/0	...	XXX	XXX	...	XXX	XXX
31	Noah McGough	1/0	...	XXX
32	Tyler Wrenn	1/0	XXX	...
32	Malakhi Boone	0/0
33	Phil Picciotti	2/0	XXX	XXX
34	Terrell Jackson	0/0
35	Agyeman Addae	4/0	...	XXX	XXX	XXX	XXX
36	Chase Jarrett	0/0
37	Rocklyn Kelley	0/0
38	Jayden McDonald	8/2	XXX	START	XXX	XXX	START	XXX	XXX	XXX
39	Andrea Parisi	1/0	...	XXX
40	Anthony Venneri	8/0	XXX	XXX	XXX	XXX	XXX	XXX	XXX	XXX



PARTICIPATION

##	Player	GP-GS	JSU	NCA&T	UNC	KState	KU	UC	WVU	Baylor
42	Chance Nixon	0/0
43	Cole Kozlowski	8/5	XXX	XXX	START	XXX	START	START	START	START
44	Josh Dorsainvil	1/0	...	XXX
45	Quentin Hatch	0/0
47	Dalton Riggs	8/0	XXX	XXX	XXX	XXX	XXX	XXX	XXX	XXX
49	Donnell Johnson	0/0
50	Patrick Barnett	7/0	XXX	XXX	XXX	XXX	XXX	...	XXX	XXX
51	Malachi Lawrence	8/8	START	START	START	START	START	START	START	START
52	Carter Miller	8/8	START	START	START	START	START	START	START	START
53	Laparka Langston	1/0	...	XXX
54	Trenton Turner	2/0	...	XXX	XXX	...
55	Cameron Kinnie	8/4	XXX	XXX	XXX	XXX	START	START	START	START
55	John Walker	8/8	START	START	START	START	START	START	START	START
57	Camp Lott	1/0	...	XXX
58	Connor Meadows	4/1	...	XXX	XXX	XXX	START
61	Owen Spell	8/2	XXX	XXX	XXX	XXX	XXX	XXX	START	START
62	Jabari Brooks	8/3	XXX	XXX	XXX	XXX	START	XXX	START	START
63	Shaheem Hill	0/0
64	Gaard Memmelaar	8/5	START	START	START	START	XXX	START	XXX	XXX
65	Jaquez Joiner	0/0
66	Colin Cook	1/0	...	XXX
67	Noah Senka	1/0	...	XXX
68	Ethan Higgins	1/0	...	XXX
69	Paul Rubelt	7/6	START	START	START	START	START	START	...	XXX
70	RaiShaun McHaney	1/0	...	XXX
71	Thomas Gearity	1/0	...	XXX
72	Dominick Campbell	0/0
73	Jacob Maiava	0/0
74	Matthew Prigmore	1/0	...	XXX
75	Andrew Phelan	1/0	...	XXX
76	Justin Royes	0/0
77	Keegan Smith	8/4	START	START	START	START	XXX	XXX	XXX	XXX
78	Preston Cushman	8/8	START	START	START	START	START	START	START	START
80	Max Drag	8/1	XXX	XXX	XXX	XXX	XXX	START	XXX	XXX
81	Zack Palmer	1/0	...	XXX
82	Jordyn Bridgewater	2/0	...	XXX	XXX	...
83	Dallan "Deebo" Coleman	2/0	...	XXX	XXX	...
84	Thomas Wadsworth	6/0	XXX	XXX	XXX	...	XXX	XXX	XXX	...
85	Carson Hinshaw	1/0	...	XXX
86	Chase Hinshaw	1/0	...	XXX
87	Dwartney Wortham	1/0	XXX	...
87	Andrew Rumph	0/0
88	Derrick LeBlanc	5/0	...	XXX	XXX	XXX	XXX	XXX
89	Caleb Rollerson	3/0	...	XXX	XXX	XXX
91	Keshaun Hudson	0/0
92	Jeffson Lafontant	6/0	XXX	XXX	XXX	...	XXX	...	XXX	XXX
94	Rodney Lora	8/0	XXX	XXX	XXX	XXX	XXX	XXX	XXX	XXX
95	R.J. Jackson Jr.	8/7	START	START	START	XXX	START	START	START	START
96	Anthony Coaxum	0/0
97	Mason Denaburg	1/0	...	XXX
98	Tyreek'e Robinson	1/0	...	XXX
99	Jamaal Johnson	8/0	XXX	XXX	XXX	XXX	XXX	XXX	XXX	XXX



GAME ONE RECAP - VS. JAKSONVILLE STATE

Knights Earn 300th Program Win with a Triumph over Jacksonville State

JACKSONVILLE STATE	0	0	3	7	-	10
UCF	0	0	3	14	-	17

Aug. 28, 2025 | Acrisure Bounce House | Orlando, Fla. | 7 p.m. ET | 43,043 | ESPN+

ORLANDO - In a game that stretched across more than five hours, two quarterbacks, and a two-hour, seven-minute weather delay, the Knights defeated a determined Jacksonville State squad to open the second Scott Frost era with a gutsy 17-10 victory Thursday night at Acrisure Bounce House.

UCF leaned on depth and timely execution to grind out its first win of the season and give Frost a successful return to the program. The Knights totaled 422 yards of offense and held Jacksonville State to 322, making key plays on both sides of the ball when it mattered most.

UCF quarterback Tayven Jackson, stepping in early in the second quarter after starter Cam Fancher exited with an injury following the weather delay, delivered an efficient and composed performance. He completed 17 of 24 passes for 282 yards and two touchdowns, providing the offense with rhythm and stability in his first action as a member of the Black and Gold.

"I'm happy that we got out of it and that we got out of it with a win. That's all that mattered, a win is a win." - Tayven Jackson

Running back Myles Montgomery was a consistent force throughout the night, totaling 150 yards with 79 rushing yards on 21 carries while adding 71 through the air on three catches. His ability to extend drives and break off chunk plays helped UCF stay in control of the possession for most of the game.

After both teams traded early field goals, Jacksonville State found the end zone for the first time on a 10-yard rush by Andrew Paul with 12:01 left in the game.

UCF immediately responded, however, when Jackson connected with Dylan Wade on a 40-yard catch-and-run touchdown pass in with 9:30 left to tie the game at 10-10. Jackson found Wade all alone over the middle after sneaking out from his tight end position and darted down the right side for UCF's first TD of the season.

Then with just under two minutes to go and JSU driving into UCF territory, defensive back Jayden Williams stuffed Gamecock's running back Cam Cook on a fourth-down, hurry-up play to turn the ball over on downs to the Knights.

"Jayden got a game ball," Frost said. "He's one of a number of new guys around here, but he's played a lot of football and is very savvy. When they handed it off it looked like they dented our line a little and I thought it was a first down ... but he just shot in there and knifed and that was probably the biggest play of the game."

Then, starting at their own 36-yard line, UCF marched 64 yards in six plays to take the lead late and seal the win. After two incompletions, Jackson took off on a 15-yard scramble on third down to the JSU 34-yard line. Then, when many thought UCF would play it safe and inch closer for a go-ahead field goal on 3rd and 9, Jackson hit wide receiver DJ Black on a naked bootleg in stride over the middle for a 33-yard score and the lead with just over a minute remaining.

"We were sitting there and kinda said, 'let's win this thing,'" Frost said. "I think a lot of people were probably expecting us to call something and kick a field goal. But we still had a couple bullets in the chamber, and we hit one."

"It was a great play call by Coach Frost," Black said. "The offensive line held up real well. D Wade made a good block on the edge and Tayven threw me a great ball and it landed right in the pocket."

The UCF defense held strong the rest of the way, limiting big plays and forcing a key fourth-down stop late in the fourth quarter.

The win marked the 300th in program history and extended UCF's streak to 10 straight opening game victories. It also marked the Knights' 11th consecutive Thursday night win, the third most such wins in all of FBS history.

Frost's season-opening win was his 20th career victory with the Knights and extended his winning streak to 14 games in Black and Gold.

NCAA Individual Statistics report
Jacksonville St. vs UCF (Aug 28, 2025)Date: Aug 28, 2025
Site: Orlando, Florida
Stadium: Acrisure Bounce House
Attendance: 43043

FULL GAME

JACKSONVILLE ST.

RUSHING							No.	Gain	Loss	Net	TD	Lg	Avg			
Cam Cook	17	77	2	75	0	24	4.4									
Gavin Wimsatt	13	42	13	29	0	13	2.2									
Andrew Paul	5	26	1	25	1	10	5.0									
Shane Payton Hodges	1	25	0	25	0	25	25.0									
Caden Creel	1	14	0	14	0	14	14.0									
Khristian Lando	1	0	1	-1	0	0	-1.0									
Brock Rechsteiner	1	0	2	-2	0	0	-2.0									
Totals:							39	184	19	165	1	25	4.2			
PASSING							C-A	Yds	TD	Long	Sack					
Gavin Wimsatt	15-29-1						139	0	26	2						
Caden Creel	1-1-0						18	0	18	0						
Totals:							16-30-1	157	0	26	2					
RECEIVING							TAR	No.	Yards	YAC	TD	Long				
Cam Cook	4						4	43	53	0	18					
Brock Rechsteiner	6						3	34	17	0	20					
Deondre Johnson	6						2	35	0	0	26					
Franklin Bare Jr.	2						2	14	12	0	8					
Pearson Baldwin	3						2	11	0	0	6					
Caleb Coombs	4						2	3	8	0	4					
Andrew Paul	1						1	17	15	0	17					
Gabe Glover	2						0	0	0	0	0					
Caden Creel	1						0	0	0	0	0					
Harrison Hamsley	1						0	0	0	0	0					
Totals:							30	16	157	105	0	26				
PUNTING							No.	Yds	Avg	Long	In20	TB				
Cade Backe	4						163	40.8	44	1	0					
Conor Donaghy	1						41	41.0	41	1	0					
Totals:							5	204	40.8	44	2	0				
RETURNS							Punt			Kickoff			Intercept			
	No	Yds	Lg	No	Yds	Lg	No	Yds	Lg	No	Yds	Lg	No	Yds	Lg	
Gabe Glover	0	0	0	2	40	21	0	0	0	0	0	0	0	0	0	
Totals:							0	0	0	2	40	21	0	0	0	0

FIELD GOALS		Qtr	Time	Dist	Result		
Garrison Rippa	2nd	3rd	00:00	35	BLOCKED		
Garrison Rippa	3rd	3rd	05:28	42	GOOD		
KICKOFFS		No.	Yards	Avg	TB	OB	
Conor Donaghy	3	181	60.3	0	0	0	
ALL-PURPOSE		Rush	Rev	KR	PR	IR	Total
Cam Cook	75	43	0	0	0	0	118
Andrew Paul	25	17	0	0	0	0	42
Gabe Glover	0	0	40	0	0	0	40
Deondre Johnson	0	35	0	0	0	0	35

FUMBLES
Jacksonville St. - None
UCF - Duane Thomas Jr. 1-1, Cam Fancher 1-0, Tayven Jackson 1-0

GAME TWO RECAP - VS. NORTH CAROLINA A&T

Nixon's Historic Knight Leads to UCF 68-7 Victory Over N.C. A&T

NORTH CAROLINA A&T	0	0	0	7	-	7
UCF	28	12	14	14	-	68

Sep. 6, 2025 | Acrisure Bounce House | Orlando, Fla. | 7 p.m. ET | 44,009 | ESPN+

ORLANDO - An hour and twelve minutes of stormy suspense delayed Saturday evening's kickoff, but when the skies finally cleared, Jaden Nixon wasted no time reigniting head coach Scott Frost's signature #UCFast philosophy to take down North Carolina A&T in a convincing 68-7 win.

"We've been talking to him, as fast as he is, he just needs to run through the smoke." - Head Coach Scott Frost on Jaden Nixon's performance

And Nixon delivered exactly that, blazing 96 yards on the game's opening kickoff, to become the first player in over a decade to take it back to the house from play one. The last player to manage that feat was Quincy McDuffie, who took one 95 yards to the end zone against Tulane on Nov. 20, 2010. Some may also remember a similar spark from Mike Hughes in 2017, the last player to score on a kickoff of any kind until tonight, which helped catapult that magical 2017 season.

The offense didn't miss a beat after Nixon's burst. Quarterback Tayven Jackson orchestrated back-to-back touchdown drives, each under three minutes, and capped both with rushing scores—his first career multi-rushing touchdown performance.

From the defensive end of the ball, UCF struck late in the first quarter. Edge rusher Nyjalik Kelly recorded a strip-sack, and redshirt sophomore Rodney Lora capitalized, scooping up the loose ball in the end zone for his first career touchdown.

This first-quarter frenzy marked a rare trifecta of touchdowns on offense, defense and special teams. UCF last accomplished that in a full game on October 28, 2017, against Austin Peay. Doing it all within the first quarter? That hadn't happened since October 1, 2016, when Frost's first UCF squad pulled off a score in all three categories against East Carolina, although the defensive score was a safety.

From that moment on, the Knights never looked back. They held the Aggies scoreless until the final three minutes of regulation, when A&T finally broke through for its lone touchdown of the night.


As for Nixon, he cleared the smoke and made the night one for the history books, becoming the first player in UCF's FBS era to record both a kickoff return and a rushing touchdown in the same game—and just the fourth to combine a kickoff return score with any type of offensive touchdown.

His second of three touchdowns was an 87-yard sprint that tied for the third-longest run from scrimmage in program history, further cementing his breakout performance. In all, Nixon touched the ball five times on the night and registered three scores. He tallied 156 yards on the ground on four carries, while housing his lone kickoff return for 96 yards.

"What I did all week was go at it hard, just taking cuts and making hits that I haven't been really making as much as I used to. Coach Frost pushed me all week, and I feel like that's what really motivated me to go out here and play the game I did." - Jaden Nixon

UCF chalked up 560 yards on offense, averaging exactly a first down on each play, finishing the contest with 10 yards per offensive snap. The entire offense was humming throughout the night, as Jacurri Brown secured a pair of touchdowns of his own while Stacy Gage closed out UCF's tab for the night, earning his first career score on a 23-yard scamper.

In addition to the strip sack for a score, Jayden McDonald snagged an interception while Antione Jackson recovered a fumble, resulting in three takeaways, securing an all-around team victory.



Official Statistics Report
N.C. A&T vs UCF (Sep 06, 2025)

Date: Sep 06, 2025
Site: Orlando, Florida
Stadium: Acrisure Bounce House
Attendance: 44,009

FULL GAME

N.C. A&T

RUSHING									
	No.	Gain	Loss	Net	TD	Lg	Yds	Pl	Avg
Shimique Blizzard	11	80	5	75	1	44	6.8		
J.T. Smith	15	61	7	54	0	16	3.6		
Wesley Graves	13	22	3	19	0	5	1.5		
Eljah Kennedy	1	11	0	11	0	11	11.0		
Jalen Hicks	4	10	0	10	0	4	2.5		
Jy Walls	3	6	3	3	0	8	1.7		
Braxton Thomas	1	0	7	-7	0	-7	-7.0		
Champ Long	3	7	14	-7	0	7	-2.3		
Totals:	61	199	39	160	1	44	3.1		

PASSING									
	C-A	Yds	TD	Long	Sack	Int	Pl	Yds	Avg
Champ Long	3-7	26	0	20	1	0	7	1	3.7
Jy Walls	2-4	14	0	7	1	0	7	1	3.5
Braxton Thomas	0-0	0	0	0	1	0	0	0	0.0
Totals:	5-11	40	0	20	3	0	14	2	2.9

RECEIVING									
	TAR	No.	Yds	YAC	TD	Long	Pl	Yds	Avg
Eljah Kennedy	2	2	20	16	0	20	2	20	10.0
Jamison Warren	4	2	13	2	0	7	2	13	6.5
Wesley Graves	3	1	7	3	0	7	1	7	7.0
Amonte Jones	1	0	0	0	0	0	0	0	0.0
Totals:	10	5	40	21	0	20	5	40	8.0

PUNTING									
	No.	Yds	Avg	Long	In20	Pl	Yds	Pl	Avg
DJ Page	7	314	44.9	55	2	0			
TEAM	1	18	18.0	18	0	0			
Totals:	8	332	41.5	55	2	0			

RETURNS									
	No.	Yds	Lg	No.	Yds	Lg	No.	Yds	Lg
Eljah Kennedy	2	20	20	2	33	18	0	0	0
Aaron Haris	0	0	0	2	47	27	0	0	0
Totals:	2	20	20	4	80	27	0	0	0

FIELD GOALS									
	Qtr	Time	Dist	Result	Pl	Yds	Pl	Yds	Avg
Andrew Brown	3rd	08:06	43	MISS	0	0	0	0	0.0

KICKOFFS									
	No.	Yds	Avg	Pl	Yds	Pl	Yds	Pl	Avg
Andrew Brown	2	128	64.0	0	0	0	0	0	0.0

ALL-PURPOSE									
	Rush	Rev	KR	PR	IR	Pl	Yds	Pl	Avg
Eljah Kennedy	11	20	33	20	0	84			
Shimique Blizzard	75	0	0	0	0	75			
J.T. Smith	54	0	0	0	0	54			
Aaron Haris	0	0	47	0	0	47			

FOOTBALL
N.C. A&T - Champ Long 34, Eljah Kennedy 1-0
UCF - None

UCF

RUSHING									
	No.	Gain	Loss	Net	TD	Lg	Yds	Pl	Avg
Jaden Nixon	4	156	0	156	2	87	39.0		
Jacurri Brown	5	106	0	106	2	60	21.2		
Myles Montgomery	8	37	2	35	0	15	4.4		
Stacy Gage	5	30	0	30	1	23	6.0		
Davi Bellfort	2	23	0	23	0	17	11.5		
Aggreyman Addae	2	6	0	6	0	3	3.0		
Jordyn Bridgewater	1	3	0	3	0	3	3.0		
Tayven Jackson	3	5	4	1	2	4	0.3		
TEAM	2	0	4	-4	0	-2	-2.0		
Totals:	32	368	10	358	7	87	11.1		

PASSING									
	C-A	Yds	TD	Long	Sack	Int	Pl	Yds	Avg
Tayven Jackson	12-21	0	199	0	41	1			
Jacurri Brown	2-3	0	15	0	9	0			
Totals:	14-24	0	204	0	41	1			

RECEIVING									
	TAR	No.	Yds	YAC	TD	Long	Pl	Yds	Avg
Duane Thomas Jr.	3	3	68	22	0	41	3	68	22.7
DJ Black	4	3	27	9	0	11	3	27	9.0
Waden Charles	5	3	18	5	0	7	3	18	6.0
Chris Dornant	4	2	28	21	0	22	2	28	14.0
Myles Montgomery	1	1	32	36	0	32	1	32	32.0
Kylan Fox	1	1	22	24	0	22	1	22	22.0
Thomas Wade	1	1	9	3	0	9	1	9	9.0
Marcus Burke	4	0	0	0	0	0	4	0	0.0
Dylan Wade	1	0	0	0	0	0	1	0	0.0
Totals:	24	14	204	120	0	41	14	204	14.6

PUNTING									
	No.	Yds	Avg	Long	In20	Pl	Yds	Pl	Avg
Anthony Vannell	2	91	45.5	47	1	0			
Totals:	2	91	45.5	47	1	0			

RETURNS									
	No.	Yds	Lg	No.	Yds	Lg	No.	Yds	Lg
Antione Jackson	2	38	37	0	0	0	0	0	0
Jaden Nixon	0	0	0	1	96	96	0	0	0
Jayden McDonald	0	0	0	0	0	0	0	0	0
Totals:	2	38	37	1	96	96	0	0	0

FIELD GOALS									
	Qtr	Time	Dist	Result	Pl	Yds	Pl	Yds	Avg
Noe Rustas	2nd	03:27	54	GOOD	1	54	1	54	54.0
Noe Rustas	2nd	03:50	38	GOOD	1	38	1	38	38.0

KICKOFFS									
	No.	Yds	Avg	Pl	Yds	Pl	Yds	Pl	Avg
Noe Rustas	10	634	63.4	6	0	0	0	0	0.0
Noah McGough	1	65	65.0	1	0	0	0	0	0.0

ALL-PURPOSE									
	Rush	Rev	KR	PR	IR	Pl	Yds	Pl	Avg
Jaden Nixon	156	0	96	0	0	252			
Jacurri Brown	106	0	0	0	0	106			
Duane Thomas Jr.	0	68	0	0	0	68			
Myles Montgomery	35	32	0	0	0	67			

GAME THREE RECAP - VS. NORTH CAROLINA



UCF Improves to 3-0 with 34-9 Victory Over North Carolina

NORTH CAROLINA	0	3	6	0	-	9
UCF	10	10	7	7	-	34

Sep. 20, 2025 | Acrisure Bounce House | Orlando, Fla. | 3:30 p.m. ET | 44,206 | FOX

ORLANDO – In a game defined by control and execution, UCF's steady offense and disruptive defense turned a much-anticipated showdown into a 34-9 statement win over North Carolina Saturday at Acrisure Bounce House in front of a sellout crowd and nationally-televised audience on FOX.

The win moves UCF to 3-0 on the young season heading into their Big 12 opener next Saturday at Kansas State.

"I just have fun coaching here. There's pressure like anywhere else, but it's not the same. It allows me to be better because I can be free to care about the athletes and try to put them in the best position to be successful." - Scott Frost, UCF Football Head Coach

Quarterback Tayven Jackson delivered a stellar performance, setting two personal bests. The redshirt junior steadied the offense while completing an efficient 25 of 32 passes for 223 yards. His 25 completions marked a new career high while also leading the team in rushing with a career-high 66 yards on the ground.

The Knights wasted no time setting the tone, continuing their trend of opening-drive excellence. Jackson orchestrated a 13-play, 75-yard march, accounting for 67 yards himself and finishing it off with a 13-yard rushing touchdown. It marked the second straight game the Black and Gold reached the end zone on their first possession.

On UNC's opening drive, defensive tackle Horace Lockett swatted a pass from quarterback Gio Lopez at the line of scrimmage, and the deflection hung in the air just long enough for senior edge rusher Nyjalik Kelly to snag it one-handed, giving the Knights an early takeaway that led to a field goal. UCF's defense has now held opponents scoreless on their opening possession in all three games this season.

"The play was caught, Horace Lockett was great with the pressure, slapped it and it just landed in my hands. I knew I had to catch it for a big play to get the offense back on the field to possibly get points." - Nyjalik Kelly, EDGE

The interception marked Kelly's first career pick and set up kicker Noe Ruelas, who converted a 36-yard field goal to match his season long. Minutes later, he topped that with a 41-yarder, pushing the Knights' lead to 13-0.

The defense remained dominant in the opening half, keeping the Tar Heels out of UCF territory until just 7:30 remained in the second quarter. When UNC finally threatened, advancing to the Knights' 12-yard line, the secondary held firm. Defensive back Braeden Marshall intercepted a tipped pass by Jayden Bellamy, his first of the season, to deny the Tar Heels again.

UCF capitalized quickly. Just over a minute later, Jackson, who hit nine different receivers on the night, connected with sophomore Kylan Fox for a 17-yard touchdown — the first of Fox's collegiate career. The 83-yard drive, aided by timely Tar Heel penalties, capped a 1:04 burst and sent the Knights into halftime with a commanding 20-3 lead.

And the Knights stayed sharp after the break. Running back Myles Montgomery powered in his first touchdown of the season from close range, stretching the margin to 27-3.

The defense held strong well into the second half, maintaining its streak of not allowing a first-half touchdown this season. North Carolina finally broke through with 1:06 left in the third quarter, their lone touchdown on the afternoon.

UCF answered one last time by closing the game with its most impressive possession of the year when Jaden Nixon capped an 18-play, 93-yard drive — the Knights' longest of the season — with a touchdown that consumed 10 minutes and 26 seconds, sealing the 34-9 victory.

The win marks the third straight season UCF has opened 3-0 under Head Coach Scott Frost. The victory also extends Frost's winning streak at UCF to 16 consecutive games, a run that ranks among the longest active streaks in college football.

Knight Nation, donning their black and gold, packed the stands to support the Hometown Team as tonight's attendance marked a sellout crowd of 44,206. The last sellout was last season's match up against Colorado with an attendance of 45,702.

Individual Statistics report
North Carolina vs UCF (Sep 20, 2025)Date: Sep 20, 2025
Site: Orlando, Florida
Stadium: Acrisure Bounce House
Attendance: 44206

FULL GAME

NORTH CAROLINA

RUSHING	No.	Gain	Loss	Net	TD	Lg	Avg
Demon June	10	50	0	50	0	13	5.0
Benjamin Hall	6	19	0	19	0	5	3.2
Devion Gause	2	1	0	1	0	1	0.5
TEAM	1	0	2	-2	0	0	-2.0
Gio Lopez	6	13	18	-5	0	6	-0.8
Totals:	25	83	20	63	0	13	2.5

PASSING	C-A-I	Yds	TD	Long	Sack
Max Johnson	11-19-0	67	1	15	0
Gio Lopez	11-14-2	87	0	24	2
Totals:	22-33-2	154	1	24	2

RECEIVING	TAR	No.	Yards	YAC	TD	Long
Shanard Clower	6	4	34	31	0	15
Jordan Shipp	4	3	44	12	0	24
Jake Johnson	5	3	23	5	0	11
Demon June	4	3	8	12	0	5
Devion Gause	3	2	14	9	0	9
Jordan Owens	2	2	8	0	0	5
Caleb Hood	2	2	0	6	0	1
Chris Culliver	2	1	15	1	0	15
Kobe Paysour	1	1	8	1	1	8
Nathan Leacock	1	1	0	0	0	0
Mikail Gbayor	1	0	0	0	0	0
Totals:	31	22	154	77	1	24

PUNTING	No.	Yds	Avg	Long	In20	TB
Tom Maginness	3	118	39.3	48	1	0
Totals:	3	118	39.3	48	1	0

RETURNS	Punt	No	Yds	Lg	Kickoff	No	Yds	Lg	Intercept	No	Yds	Lg
Javarus Green	1	5	5	0	0	0	0	0	0	0	0	0
Devion Gause	0	0	0	1	8	8	0	0	0	0	0	0
Shanard Clower	0	0	0	1	19	19	0	0	0	0	0	0
Totals:	1	5	5	2	27	19	0	0	0	0	0	0

FIELD GOALS	Qtr	Time	Dist	Result
Rece Verhoff	2nd	01:23	40	GOOD

KICKOFFS	No.	Yards	Avg	TB	OB
Rece Verhoff	3	195	65.0	2	0

ALL-PURPOSE	Rush	Rcv	KR	PR	IR	Total
Demon June	50	8	0	0	0	58
Shanard Clower	0	34	19	0	0	53
Jordan Shipp	0	44	0	0	0	44
Devion Gause	1	14	8	0	0	23

FUMBLES
North Carolina - None
UCF - Duane Thomas Jr. 1-0

UCF

RUSHING	No.	Gain	Loss	Net	TD	Lg	Avg
Tayven Jackson	10	66	0	66	1	25	6.6
Myles Montgomery	12	39	4	35	1	6	2.9
Jacurti Brown	4	31	0	31	0	14	7.8
Jaden Nixon	5	11	1	10	1	5	2.0
Duane Thomas Jr.	2	4	1	3	0	4	1.5
TEAM	1	0	2	-2	0	0	-2.0
Totals:	34	151	8	143	3	25	4.2

PASSING	C-A-I	Yds	TD	Long	Sack
Tayven Jackson	25-32-0	223	1	20	0
Totals:	25-32-0	223	1	20	0

RECEIVING	TAR	No.	Yards	YAC	TD	Long
Dylan Wade	7	5	47	17	0	18
Duane Thomas Jr.	5	5	31	24	0	14
Jaden Nixon	4	4	41	58	0	14
DJ Black	4	3	19	12	0	7
Marcus Burke	4	2	35	19	0	20
Kylan Fox	2	2	28	6	1	17
Myles Montgomery	3	2	1	13	0	9
Nyjalik Kelly	1	1	15	3	0	15
Chris Domercant	2	1	6	0	0	6
Waden Charles	2	1	6	0	0	6
Totals:	32	25	223	152	1	20

PUNTING	No.	Yds	Avg	Long	In20	TB
Anthony Veneri	2	80	40.0	41	0	0
Totals:	2	80	40.0	41	0	0

RETURNS	Punt	No	Yds	Lg	Kickoff	No	Yds	Lg	Intercept	No	Yds	Lg
Duane Thomas Jr.	1	1	0	0	0	0	0	0	0	0	0	0
Jaden Nixon	0	0	1	17	17	0	0	0	0	0	0	0
Nyjalik Kelly	0	0	0	0	0	1	4	4	0	0	0	0
Braeden Marshall	0	0	0	0	0	1	2	2	0	0	0	0
Totals:	1	1	1	17	17	2	6	4	0	0	0	0

FIELD GOALS	Qtr	Time	Dist	Result
Noe Ruelas	1st	04:51	36	GOOD
Noe Ruelas	2nd	10:03	41	GOOD

KICKOFFS	No.	Yards	Avg	TB	OB
Noe Ruelas	7	444	63.4	5	0

ALL-PURPOSE	Rush	Rcv	KR	PR	IR	Total
Jaden Nixon	10	41	17	0	0	68
Tayven Jackson	66	0	0	0	0	66
Dylan Wade	0	47	0	0	0	47
Myles Montgomery	35	1	0	0	0	36



GAME FOUR RECAP - AT KANSAS STATE



UCF Football Falls at Kansas State in Big 12 Opener

UCF	0	7	10	3	-	20
KANSAS STATE	0	17	14	3	-	34

Sep. 27, 2025 | Bill Snyder Family Stadium | Manhattan, Kan. | Noon ET/11 a.m. CT | 53,013 | FS1

MANHATTAN, Kan. - UCF football dropped its first conference game of the season after losing to Kansas State, 34-20, at Bill Snyder Family Stadium Saturday afternoon.

Entering the game as one of the nation's top pass defenses, UCF (3-1, 0-1 Big 12) tallied 402 yards of total offense but had three turnovers and six penalties, which proved to be the difference. Kansas State (2-3, 1-1) compiled 434 yards with 168 through the air and 266 on the ground, while going four-for-four on red zone attempts.

"I don't think this team will ever give up... You've got to go through some success and some hard stuff to come together as a group. And there's no doubt now that this team has been through some tough things, but I think because of that, we can only get better." - Head Coach Scott Frost

UCF's defense came out strong with Demari Henderson intercepting a Kansas State pass on the opening drive, marking his fourth career interception and first since the 2023 Gasparilla Bowl against Georgia Tech. Henderson's snag marked the Knights' first interception on an opponent's opening possession since former Knight, Deshawn Pace, picked off Shedeur Sanders on the third play of the game against Colorado on September 28, 2024.

The stop was part of a continued first-quarter trend, as UCF has now held opponents to just 210 total yards and zero points across all four opening quarters this season. The Wildcats wouldn't be deterred that easily, though, as running back Joe Jackson would find the end zone late in the second quarter to take the first touchdown off UCF's defense in a first half this season.

With Tayven Jackson going down early in the second quarter, Jacurri Brown entered at quarterback for the Black and Gold. Despite throwing an interception on his first pass of the game, Brown would shift offensive momentum back around quickly, connecting with DJ Black for an impressive 82-yard touchdown to put the Knights on the board.

The play marked career-longs for both players (pass and reception) and was good enough to take the spot of the eighth-longest reception in program history. It was also the first 75+ yard touchdown catch by a Knight since November 11, 2023, and the longest scoring grab for the program since Javon Baker's touchdown against Oklahoma State on October 21, 2023. K-State managed to sneak in one more touchdown with under a minute remaining in the first half, extending their lead to 17-7 at the break.

The Wildcats maintained control coming out of the locker room, despite Noe Ruelas jumpstarting the Knights' second-half scoring with a field goal. The 53-yard field goal, just a yard short of his career-long set during his freshman year, marks the longest for a Knight since Colton Boomer's 55-yarder on Sept. 9, 2023, and ties for the third longest in program history.

Although the Wildcats stretched their lead to as much as three touchdowns, the Black and Gold continued to push back. With Jackson reentering the game for the Knights, the offense found some strength as Jaden Nixon ran 54 yards to close out the third with a touchdown. The play marked Nixon's third 50-plus yard run of the season, with all three of them culminating in touchdowns.

Myles Montgomery was a highlight in the Black and Gold's offensive performance of the day as well, tallying 119 rushing yards, his first 100-plus yard rushing game as a Knight. His 45-yard drive to open the second half also marks a UCF career best for the senior.

While defensive efforts got the Knights the ball back for multiple fourth-quarter possessions, the Wildcats were able to fend off the late surge and claim victory after an interception with just over two minutes left on the clock.

Individual Statistics report
UCF vs Kansas State (Sep 27, 2025)Date: Sep 27, 2025
Site: Manhattan, Kansas
Stadium: Bill Snyder Family Stadium
Attendance: 53013

FULL GAME

UCF

RUSHING									
	No.	Gain	Loss	Net	TD	Lg	Avg		
Myles Montgomery	10	119	0	119	0	45	11.9		
Jaden Nixon	5	67	1	66	1	54	13.2		
Stacy Gage	2	9	0	9	0	5	4.5		
Duane Thomas Jr.	1	8	0	8	0	8	8.0		
Jacurri Brown	7	11	6	5	0	7	0.7		
Tayven Jackson	7	16	13	3	0	11	0.4		
Marcus Burke	1	0	5	-5	0	0	-5.0		
Totals:	33	230	25	205	1	54	6.2		
PASSING									
	C-A-I	Yds	TD	Long	Sack				
Tayven Jackson	12-24-1	115	0	37	3				
Jacurri Brown	1-2-1	82	1	82	0				
Totals:	13-26-2	197	1	82	3				
RECEIVING									
	TAR	No.	Yards	YAC	TD	Long			
Duane Thomas Jr.	11	4	55	23	0	37			
Kylan Fox	5	3	9	6	0	6			
Marcus Burke	2	2	40	0	0	30			
Jaden Nixon	2	2	8	15	0	9			
DJ Black	3	1	82	59	1	82			
Myles Montgomery	2	1	3	0	0	3			
Waden Charles	1	0	0	0	0	0			
Totals:	26	13	197	103	1	82			

PUNTING									
	No.	Yds	Avg	Long	In20	TB			
Anthony Venerri	4	181	45.2	55	3	0			
Totals:	4	181	45.2	55	3	0			
RETURNS									
	Punt			Kickoff			Intercept		
	No	Yds	Lg	No	Yds	Lg	No	Yds	Lg
Jaden Nixon	0	0	0	3	64	22	0	0	0
Demari Henderson	0	0	0	0	0	0	1	0	0
Totals:	0	0	0	3	64	22	1	0	0

FIELD GOALS									
	Qtr	Time	Dist	Result					
Noe Ruelas	3rd	02:01	53	GOOD					
Noe Ruelas	4th	09:34	40	GOOD					
KICKOFFS					No.	Yards	Avg	TB	OB
Noe Ruelas	5	319	63.8	3	0				
ALL-PURPOSE									
	Rush	Rcv	KR	PR	IR	Total			
Jaden Nixon	66	8	64	0	0	138			
Myles Montgomery	119	3	0	0	0	122			
DJ Black	0	82	0	0	0	82			
Duane Thomas Jr.	8	55	0	0	0	63			

FUMBLES
UCF - Jacurri Brown 2-1
Kansas State - Avery Johnson 1-0, Jaron Tibbs 1-0

KANSAS STATE

RUSHING									
	No.	Gain	Loss	Net	TD	Lg	Avg		
Dylan Edwards	20	173	7	166	1	75	8.3		
Avery Johnson	12	87	12	75	0	25	6.2		
Blake Barnett	5	24	1	23	0	11	4.6		
Joe Jackson	5	6	0	6	1	2	1.2		
TEAM	2	0	4	-4	0	0	-2.0		
Totals:	44	290	24	266	2	75	6.0		
PASSING									
	C-A-I	Yds	TD	Long	Sack				
Avery Johnson	19-25-0	168	2	35	1				
Linkon Cure	0-1-1	0	0	0	0				
Totals:	19-26-1	168	2	35	1				
RECEIVING									
	TAR	No.	Yards	YAC	TD	Long			
Jaron Tibbs	10	8	72	16	0	20			
Garrett Oakley	4	2	36	22	1	35			
Adonis Moise	3	2	17	5	0	15			
Joe Jackson	2	2	12	2	0	7			
Sterling Lockett	2	1	13	0	0	13			
Linkon Cure	1	1	10	5	0	10			
Dylan Edwards	1	1	5	5	0	5			
Will Ancliaux	2	1	3	0	1	3			
Isaac Koch	1	0	0	0	0	0			
Totals:	26	18	168	55	2	35			
PUNTING									
	No.	Yds	Avg	Long	In20	TB			
Simon McClanman	4	204	51.0	65	4	0			
Totals:	4	204	51.0	65	4	0			
RETURNS									
	Punt			Kickoff			Intercept		
	No	Yds	Lg	No	Yds	Lg	No	Yds	Lg
Sterling Lockett	1	6	6	0	0	0	0	0	0
Bryce Noernberg	0	0	0	2	48	26	0	0	0
Gunner Maldonado	0	0	0	0	0	0	1	12	12
Qua Moss	0	0	0	0	0	0	1	0	0
Totals:	1	6	6	2	48	26	2	12	12
FIELD GOALS									
	Qtr	Time	Dist	Result					
Luis Rodriguez	2nd	13:03	38	GOOD					
Luis Rodriguez	4th	02:41	48	GOOD					
KICKOFFS									
	No.	Yards	Avg	TB	OB				
Simon McClanman	7	450	64.3	4	0				
ALL-PURPOSE									
	Rush	Rcv	KR	PR	IR	Total			
Dylan Edwards	166	5	0	0	0	171			
Avery Johnson	75	0	0	0	0	75			
Jaron Tibbs	0	72	0	0	0	72			
Bryce Noernberg	0	0	48	0	0	48			



GAME FIVE RECAP - VS. KANSAS



UCF Football Comes Up Short Against Kansas, 27-20

KANSAS	0	14	13	0	-	27
UCF	7	13	0	0	-	20

Oct. 4, 2025 | Acrisure Bounce House | Orlando, Fla. | 7:30 p.m. ET | 43,229 | ESPN2

ORLANDO - Despite outgaining, outrushing and outpassing the Kansas Jayhawks (4-2, 2-1 Big 12) in the first half, the UCF Knights (3-2, 0-2) were ultimately overtaken by a second-half surge, falling 27-20 in their first Big 12 home matchup Saturday night at Acrisure Bounce House.

Although the Knights outgained the Jayhawks 375 to 356 yards and racked up nearly 200 rushing yards, six costly penalties, including three in the final quarter, proved to be their Achilles' heel as Kansas capitalized on every opportunity, going a perfect 4-for-4 in the red zone.

"This team is good enough to win some of these games, and we just have to be much better in all phases, and more consistent" - Head Coach Scott Frost

A familiar UCF defense took the field first, with Cole Kozlowski tallying his first sack of the fall on the game's opening drive. Once again, the Knights kept their foe scoreless in the first quarter of play despite Kansas entering the game as one of the top first-quarter offenses in FBS, tallying 63 points across this season's first quarters. The Knights are one of only three teams to boast this stat, making them one of the top quarter-one defenses in the FBS.

UCF struck first midway through the opening quarter, as Myles Montgomery found a seam up the middle and sprinted into the end zone for a 29-yard touchdown. Montgomery kept the momentum rolling early in the second quarter, finding the end zone again at the top of the second quarter to bring his touchdown tally to two on the night and give the Black and Gold an early 14-0 lead.

Montgomery, fresh off a career-high 119 rushing yards in last week's battle against Kansas State, picked up right where he left off, powering his way to 110 yards on the ground and blowing by the 100-yard mark once again. The performance sealed a career milestone for the senior: back-to-back 100+ yard rushing games for the first time in his collegiate tenure.

The Jayhawks looked to gain ground on the Knights midway through the second, capping a nine-play, 75-yard drive to get on the board. Coming out of the two-minute timeout, Kansas kept the momentum alive, punching it in from four yards out to pull within striking distance at 17-14. Just before the break, Noe Ruelas delivered a timely 38-yard field goal, giving the Knights a six-point cushion heading into halftime.

Struggling to find rhythm coming out of the break, the Knights allowed back-to-back scoring drives from the Jayhawks, both resulting in field goals that tied the game at 20 with just four minutes remaining in the third quarter. Moments later, a costly fumble by Tayven Jackson on UCF's own seven-yard line handed Kansas the opportunity they needed to seize control late in the third, 27-20.

Stepping in at quarterback late in the third quarter, Cam Fancher delivered the spark the Knights needed, opening the final period with back-to-back first downs to ignite the offense. However, consecutive penalties stalled the drive, forcing UCF to give up possession once again. Fancher would not be deterred long, though, launching a deep 18-yard strike down the left side to Waden Charles for a crucial first down late in the fourth.

"The motto is when you get the ball, you do something with it. That's my game, when I get the ball, I'm going to get the yards. And when other receivers get their chance, they do as well." - Duane Thomas Jr.

The drive pushed the Knights all the way to the one-yard line, setting the stage for a potential game-tying score. But in a heartbreaking finish, the Black and Gold came up just short, allowing Kansas to escape with a 27-20 victory.



NCAA Individual Statistics report
Kansas vs UCF (Oct 04, 2025)

Date: Oct 04, 2025
Site: Orlando, Florida
Stadium: Acrisure Bounce House
Attendance: 43229

FULL GAME

KANSAS

RUSHING										
	No.	Gain	Loss	Net	TD	Lg	Yds	Pl	Att	Avg
Leshon Williams	12	60	2	58	3	13	4.8			
Harry Stewart III	5	26	0	26	0	15	5.2			
Jalon Daniels	10	30	5	25	0	11	2.5			
Isiah Marshall	2	13	0	13	0	8	6.5			
Cam Pickett	1	1	0	1	0	1	1.0			
TEAM	2	0	2	-2	0	0	-1.0			
Totals:	32	130	9	121	3	15	3.8			
PASSING										
	C-A-I	Yds	TD	Long	Sack					
Jalon Daniels	18-26-0	235	0	46	1					
Totals:	18-26-0	235	0	46	1					
RECEIVING										
	TAR	No.	Yards	YAC	TD	Long				
Cam Pickett	5	5	64	37	0	38				
Emmanuel Henderson Jr.	9	5	53	11	0	24				
Boden Groen	3	2	63	36	0	46				
Carson Bruhn	4	2	24	6	0	16				
Keaton Kubecka	2	2	19	0	0	15				
Harry Stewart III	2	2	12	14	0	8				
Levi Wentz	1	0	0	0	0	0				
Totals:	26	18	235	104	0	46				

PUNTING						No	Yds	Avg	Long	In20	TB
Finn Lappin						4	180	45.0	49	0	0
Totals:						4	180	45.0	49	0	0
RETURNS						Punt	Kickoff	Intercept			
						No	Yds	Lg	No	Yds	Lg
Tate Nagy						1	0	0	0	0	0
Emmanuel Henderson Jr.						0	0	0	2	44	24
Totals:						1	0	0	2	44	24
FIELD GOALS						Qtr	Time	Dist	Result		
Laith Marjan						3rd	07:37	33	GOOD		
Laith Marjan						3rd	04:01	41	GOOD		
KICKOFFS						No.	Yards	Avg	TB	OB	
Laith Marjan						6	380	63.3	0	1	
ALL-PURPOSE						Rush	Rcv	KR	PR	IR	Total
Emmanuel Henderson Jr.						0	53	44	0	0	97
Cam Pickett						1	64	0	0	0	65
Boden Groen						0	63	0	0	0	63
Leshon Williams						58	0	0	0	0	58
FUMBLES											
Kansas - None											
UCF - Tayven Jackson 1-1											

UCF

RUSHING										
	No.	Gain	Loss	Net	TD	Lg	Avg			
Myles Montgomery	22	116	6	110	2	29	5.0			
Jaden Nixon	7	61	1	60	0	46	8.6			
Cam Fancher	7	27	4	23	0	18	3.3			
Chris Domercant	2	16	0	16	0	11	8.0			
Tayven Jackson	1	0	10	-10	0	0	-10.0			
Totals:	39	220	21	199	2	46	5.1			
PASSING										
	C-A-I	Yds	TD	Long	Sack					
Tayven Jackson	14-23-0	97	0	20	1					
Cam Fancher	8-14-0	79	0	22	1					
Totals:	22-37-0	176	0	22	2					
RECEIVING										
	TAR	No.	Yards	YAC	TD	Long				
Duane Thomas Jr.	5	5	42	44	0	13				
Kylan Fox	6	4	35	10	0	20				
Waden Charles	5	3	34	7	0	18				
Chris Domercant	5	3	15	22	0	8				
Carl Jenkins Jr.	3	2	21	2	0	17				
Myles Montgomery	3	2	5	12	0	3				
DJ Black	3	1	22	2	0	22				
Max Drag	1	1	3	1	0	3				
Dylan Wade	3	1	-1	1	0	0				
Marcus Burke	2	0	0	0	0	0				
Totals:	36	22	176	101	0	22				
PUNTING										
	No.	Yds	Avg	Long	In20	TB				
Anthony Venneri	4	174	43.5	48	2	0				
Totals:	4	174	43.5	48	2	0				
RETURNS										
	Punt			Kickoff			Intercept			
	No	Yds	Lg	No	Yds	Lg	No	Yds	Lg	
Antione Jackson	2	3	5	0	0	0	0	0	0	0
Jaden Nixon	0	0	0	2	52	27	0	0	0	0
Totals:	2	3	5	2	52	27	0	0	0	0
FIELD GOALS										
	Qtr	Time	Dist	Result						
Noe Ruelas	2nd	07:49	38	GOOD						
Noe Ruelas	2nd	00:05	38	GOOD						
KICKOFFS										
	No.	Yards	Avg	TB	OB					
Noe Ruelas	5	324	64.8	3	0					
ALL-PURPOSE										
	Rush	Rcv	KR	PR	IR	Total				
Myles Montgomery	110	5	0	0	0	115				
Jaden Nixon	60	0	52	0	0	112				
Duane Thomas Jr.	0	42	0	0	0	42				
Kylan Fox	0	35	0	0	0	35				



GAME SIX RECAP - AT CINCINNATI



UCF Football Drops Road Tilt at Cincinnati, 20-11

UCF	0	3	0	8	-	11
CINCINNATI	7	10	0	3	-	20

Oct. 11, 2025 | Nippert Stadium | Cincinnati, Ohio | Noon | 35,782 | FS1

CINCINNATI, Ohio – Redshirt senior quarterback Cam Fancher impressed in his squad's rushing efforts, but the UCF football team was bested by the Cincinnati Bearcats, 20-11, at Nippert Stadium Saturday.

Fancher, making his first start since the Knights' 2025 season debut against Jacksonville State Aug. 28, spearheaded the Black and Gold's attack on the ground, producing a game-high 108 rushing yards and his team's lone touchdown on 20 tries.

The quarterback on three occasions picked up at least 10 yards on an attempt and recorded the highest single-game rushing output by a UCF signal-caller this fall, besting Jacurri Brown's 106 ground yards against N.C. A&T Sept. 6. His 108 yards marked his highest single-game rushing total since he also accrued 108 with Florida Atlantic against UTSA Oct. 19, 2024.

Penalties stalled the Knights' progress throughout the afternoon, though, as the team was flagged 10 times for 75 total yards in the contest and mustered only a Noe Ruelas field goal through the first three quarters.

Despite UCF's offensive struggles, defensive coordinator Alex Grinch's unit produced another encouraging display, limiting Cincinnati to just 115 total rushing yards, well below its season average of 205.2 per game. None of the Bearcats' three rushers eclipsed 50 yards on the afternoon.

Cincinnati's 20 points also represented a departure from the norm for the second highest-scoring offense in the Big 12 (39.2 per game) thus far, as it was limited to 20 or fewer points for just the second time in its first six games this season.

Senior Phillip Dunnam led the way defensively with a team-high seven tackles and was joined by Nyjalik Kelly and Lewis Carter, both of whom recorded six to help hold the Bearcats to their second fewest total yards in a game this season (306).

UCF finally found its way into the end zone on its penultimate drive of the day, a 19-play, 90-yard march that was highlighted by a 4th and 12 conversion via a tipped pass from Fancher that was ultimately caught by junior tight end Dylan Wade, after Fancher narrowly escaped a would-be drive-ending sack.

After a defensive pass interference flag in the red zone on another 4th down attempt once again extended UCF's drive, Fancher scored his first UCF touchdown with a three-yard scamper into the end zone. A subsequent pass attempt to Chris Domercant on the two-point try was completed to punctuate the Black and Gold's offensive exploits.

Individual Statistics report
UCF vs Cincinnati (Oct 11, 2025)Date: Oct 11, 2025
Site: Cincinnati, Ohio
Stadium: Nippert Stadium
Attendance: 35782

FULL GAME

UCF

RUSHING							No.	Gain	Loss	Net	TD	Lg	Avg		
Cam Fancher	20	118	10	108	1	16	5.4								
Myles Montgomery	13	57	1	56	0	22	4.3								
Stacy Gage	6	24	0	24	0	9	4.0								
Jaden Nixon	2	3	0	3	0	2	1.5								
Totals:							41	202	11	191	1	22	4.7		
PASSING							C-A-I	Yds	TD	Long	Sack				
Cam Fancher							28-49-0	222	0	30	2				
Totals:							28-49-0	222	0	30	2				
RECEIVING							TAR <th>No.</th> <th>Yards</th> <th>YAC</th> <th>TD</th> <th>Long</th> <th></th>	No.	Yards	YAC	TD	Long			
Dylan Wade							6	5	55	27	0	30			
Duane Thomas Jr.							8	5	27	24	0	9			
DJ Black							7	4	32	6	0	20			
Marcus Burke							5	3	33	5	0	21			
Chris Domercant							5	3	30	10	0	17			
Thomas Wadsworth							2	2	18	5	0	12			
Jaden Nixon							3	2	7	2	0	4			
Max Drag							3	1	11	5	0	11			
Myles Montgomery							3	1	5	6	0	5			
Stacy Gage							1	1	5	4	0	5			
Waden Charles							5	1	-1	0	0	0			
Hudson Gibbs							1	0	0	0	0	0			
Totals:							49	28	222	94	0	30			
PUNTING							No.	Yds	Avg	Long	In20	TB			
Anthony Veneri							3	106	35.3	39	2	0			
Totals:							3	106	35.3	39	2	0			
RETURNS							Punt	Kickoff	Intercept						
	No	Yds	Lg	No	Yds	Lg	No	Yds	Lg	No	Yds	Lg			
Antione Jackson	2	2	2	0	0	0	0	0	0	0	0	0			
Jaden Nixon	0	0	0	1	10	10	0	0	0	0	0	0			
Totals:							2	2	2	1	10	10	0	0	0
FIELD GOALS							Qtr	Time	Dist	Result					
Noe Ruelas							2nd	00:24	45	GOOD					
KICKOFFS							No.	Yards	Avg	TB	OB				
Noe Ruelas							2	130	65.0	2	0				
ALL-PURPOSE							Rush	Rcv	KR	PR	IR	Total			
Cam Fancher							108	0	0	0	0	108			
Myles Montgomery							56	5	0	0	0	61			
Dylan Wade							0	55	0	0	0	55			
Marcus Burke							0	33	0	0	0	33			
FUMBLES															
UCF - DJ Black 1-1															
Cincinnati - Brendan Sorsby 2-0															

CINCINNATI

RUSHING		No.	Gain	Loss	Net	TD	Lg	Avg
Evan Pryor		11	53	5	48	0	15	4.4
Brendan Sorsby		8	43	7	36	0	18	4.5
Tawee Walker		8	31	0	31	0	10	3.9
Totals:		27	127	12	115	0	18	4.3
PASSING		C-A-I	Yds	TD	Long	Sack		
Brendan Sorsby		12-21-0	191	2	67	0		
Totals:		12-21-0	191	2	67	0		
RECEIVING		TAR	No.	Yards	YAC	TD	Long	
Jeff Caldwell		4	3	58	11	2	40	
Joe Royer		4	2	83	62	0	67	
Caleb Goodie		4	2	20	9	0	14	
Isaiah Johnson		3	2	14	13	0	11	
Noah Jennings		3	1	12	0	0	12	
Tawee Walker		1	1	5	3	0	5	
Cyrus Allen		1	1	-1	3	0	0	
Elijah Jones		1	0	0	0	0	0	
Totals:		21	12	191	101	2	67	
PUNTING		No.	Yds	Avg	Long	In20	TB	
Max Fletcher		5	206	41.2	50	4	0	
Totals:		5	206	41.2	50	4	0	
RETURNS		Punt	Kickoff	Intercept				
	No	Yds	Lg	No	Yds	Lg	No	Yds
Manny Covey	1	2	2	0	0	0	0	0
Totals:		1	2	2	0	0	0	0
FIELD GOALS		Qtr	Time	Dist	Result			
Stephen Rusnak		2nd	04:13	32	GOOD			
Stephen Rusnak		4th	13:39	24	GOOD			
KICKOFFS		No.	Yards	Avg	TB	OB		
Stephen Rusnak		5	324	64.8	1	0		
ALL-PURPOSE		Rush	Rcv	KR	PR	IR	Total	
Joe Royer		0	83	0	0	0	83	
Jeff Caldwell		0	58	0	0	0	58	
Evan Pryor		48	0	0	0	0	48	
Tawee Walker		31	5	0	0	0	36	



GAME SEVEN RECAP - VS. WEST VIRGINIA



Football Earns First Big 12 Win of 2025 Over West Virginia, 45-13

WEST VIRGINIA	0	7	0	6	-	13
UCF	14	0	21	10	-	45

Oct. 18, 2025 | Acrisure Bounce House | Orlando, Fla. | 1 p.m. | 43,445 | TNT

ORLANDO - Powered by dominance on both sides of the ball, UCF cruised past West Virginia 45-13 Saturday afternoon at Acrisure Bounce House, securing its first Big 12 victory of the season and the program's first win over the Mountaineers.

After leading by only seven at the half, UCF took command with three touchdowns in the third quarter, two on offense and one by the defense, who forced two turnovers on the day.

Tayven Jackson earned the start at quarterback for the Knights, completing 23 of 34 passes for 277 yards and two touchdowns while connecting with 10 different receivers. In total, the Knights racked up 578 yards of total offense, while recording nine passing plays of at least 15 yards, and six rushes of at least 10 yards.

The Knights wasted no time setting the tone. On the opening drive, Jackson connected with redshirt senior Chris Domercant for a 40-yard touchdown on fourth down, marking the Black and Gold's fourth opening-drive score of the season. The play capped a 97-yard march, UCF's longest scoring drive of the year.

Jackson and Domercant struck again later in the first quarter, hauling in a 34-yard touchdown pass from Jackson, again on fourth down. It marked Domercant's fourth career multi-touchdown game and his first at the FBS level, with both scores coming on fourth-down conversions. With the explosive start, Domercant became the first UCF receiver to record two touchdowns in a single quarter since Ryan O'Keefe did so against Temple on October 13, 2022.

West Virginia responded with a six-yard rushing touchdown in the first minute of the second quarter, trimming the lead to 14-7. The Mountaineers attempted to narrow the gap with a 44-yard field goal to end the half, but the kick was no good.

"I think we just talked about how well we played... we have to be able to line up, run the ball and get a yard, and that's something we'll certainly continue to look at over the bye week. Other than the short yardage, you're not going to hit on everything, but we executed at a higher rate today than we have and made some big plays, and that's the ingredient that's been missing." - Head Coach Scott Frost on halftime conversations

Running back Jaden Nixon added to the offensive efforts in the third quarter, punching in his fifth rushing touchdown of the season from 12 yards out. Minutes later, he broke free for an electrifying 83-yard score, finishing the day with 116 rushing yards on just seven carries.

Nixon's performance marked his 20th career rushing touchdown and sixth as a Knight. It was also the fourth time this season he's recorded a rush of at least 50 yards, with each resulting in a touchdown.

UCF's defense continued to shine, building on a growing reputation for clutch plays. With the Knights leading 21-7 in the third quarter, linebacker Keli Lawson scooped up a fumble forced by Nyjalik Kelly and returned it 32 yards for a touchdown, serving as Lawson's second career score and first since 2022. The forced fumble was the fifth of Kelly's career and his second this season.

The Knights held West Virginia to just 210 total yards, forced two fumbles and racked up seven sacks. The high volume of sacks marks the most in a game in almost two decades in a win in similar fashion at 47-13 over Marshall on November 3, 2007. Linebacker Cole Kozlowski led the defensive effort with 11 tackles and a sack, while Kelly added eight tackles and another sack.

"I know we were counted out early but we still have a lot of year left, a lot of the season left. We are still in the process of showing the world what we have to offer, but I hope this was a step in the right direction." - Keli Lawson

In the fourth quarter, kicker Noe Ruelas drilled a 51-yard field goal, marking his fifth career successful kick from 50+ yards. Freshman quarterback Davi Belfort capped the scoring with a 10-yard touchdown run late in the game, the first of his collegiate career.

West Virginia added a late touchdown from Diore Hubbard with under two minutes remaining.

With today's win, the Knights earned their first win in October since 2022 as well as their first homecoming win since 2023.

Individual Statistics report
West Virginia vs UCF (Oct 18, 2025)Date: Oct 18, 2025
Site: Orlando, Florida
Stadium: Acrisure Bounce House
Attendance: 43445

FULL GAME

WEST VIRGINIA

RUSHING	No.	Gain	Loss	Net	TD	Lg	Avg
Khalil Wilkins	15	62	14	48	1	16	3.2
Cyncir Bowers	12	41	0	41	0	8	3.4
Rodney Gallagher III	2	17	0	17	0	9	8.5
Jarod Bowie	2	15	0	15	0	13	7.5
Diore Hubbard	5	15	0	15	1	6	3.0
Oliver Straw	1	12	0	12	0	12	12.0
Scotty Fox Jr.	11	24	22	2	0	7	0.2
TEAM	1	0	19	-19	0	-19.0	
Totals:	49	186	55	131	2	16	2.7

PASSING	C-A-I	Yds	TD	Long	Sack
Scotty Fox Jr.	6-17-0	47	0	19	5
Khalil Wilkins	5-10-0	32	0	12	3
Cam Vaughn	0-1-0	0	0	0	0
Totals:	11-28-0	79	0	19	8

RECEIVING	TAR	No.	Yards	YAC	TD	Long
Diore Hubbard	3	3	15	22	0	8
Justin Smith-Brown	4	2	27	18	0	19
Cam Vaughn	9	2	15	2	0	12
Rodney Gallagher III	5	2	11	3	0	10
Cyncir Bowers	2	2	11	13	0	7
Jarod Bowie	3	0	0	0	0	0
Grayson Barnes	1	0	0	0	0	0
Totals:	27	11	79	58	0	19

PUNTING	No.	Yds	Avg	Long	In20	TB
Oliver Straw	9	420	46.7	61	3	0
Totals:	9	420	46.7	61	3	0

RETURNS	Punt			Kickoff			Intercept		
	No	Yds	Lg	No	Yds	Lg	No	Yds	Lg
Jason Chambers	0	0	0	0	0	0	1	24	24
Jordan Walker	0	0	0	0	0	0	1	31	31
Totals:	0	0	0	0	0	0	2	55	31

FIELD GOALS		Qtr	Time	Dist	Result		
Kade Hensley		2nd	00:00	44	MISSED		
KICKOFFS		No.	Yards	Avg	TB	OB	
Ethan Head		3	185	61.7	0	0	
ALL-PURPOSE		Rush	Rcv	KR	PR	IR	Total
Cyncir Bowers		41	11	0	0	0	52
Khalil Wilkins		48	0	0	0	0	48
Jordan Walker		0	0	0	0	31	31
Diore Hubbard		15	15	0	0	0	30
FUMBLERS							

FUMBLES

UCF

RUSHING	No.	Gain	Loss	Net	TD	Lg	Avg
Jaden Nixon	7	117	1	116	2	83	16.6
Myles Montgomery	14	91	3	88	0	39	6.3
Davi Belfort	5	32	2	30	1	13	6.0
Aggreyman Addeae	4	14	0	14	0	8	3.5
Tyler Wrenn	1	8	0	8	0	8	8.0
Duane Thomas Jr.	1	5	0	5	0	5	5.0
Tayven Jackson	1	0	0	0	0	0	0.0
TEAM	1	0	1	-1	0	-1.0	
Caleb Rollerson	1	0	5	-5	0	-5.0	
Totals:	35	267	12	255	3	83	7.3

PASSING	C-A-I	Yds	TD	Long	Sack
Tayven Jackson	23-34-1	277	2	40	1
Davi Belfort	2-3-0	35	0	39	0
Brock Hansel	1-3-1	0	0	11	0
Totals:	26-40-2	323	2	40	1

RECEIVING	TAR	No.	Yards	YAC	TD	Long
Chris Domercant	7	5	89	21	2	40
Duane Thomas Jr.	8	4	44	21	0	25
Waden Charles	4	3	40	10	0	19
Dylan Wade	3	3	33	15	0	14
Caleb Rollerson	2	2	59	30	0	39
Myles Montgomery	3	2	11	16	0	6
DJ Black	4	2	-1	3	0	3
Marcus Burke	1	1	17	3	0	17
Carl Jenkins Jr	1	1	11	0	0	11
Tyler Wrenn	1	1	11	16	0	11
Kylan Fox	1	1	7	3	0	7
Jaden Nixon	1	1	2	2	0	2
Thomas Wedsworth	1	0	0	0	0	0
Dallan "Deebo" Coleman	1	0	0	0	0	0
Jordyn Bridgewater	1	0	0	0	0	0
Totals:	39	26	323	140	2	40

PUNTING	No.	Yds	Avg	Long	In20	TB
Anthony Vennet	3	116	38.7	43	3	0
Totals:	3	116	38.7	43	3	0

RETURNS	Punt			Kickoff			Intercept		
	No	Yds	Lg	No	Yds	Lg	No	Yds	Lg
Duane Thomas Jr.	1	12	12	0	0	0	0	0	0
Antione Jackson	2	26	26	0	0	0	0	0	0
Bredell Richardson	1	8	8	0	0	0	0	0	0
Jaden Nixon	0	0	0	2	30	16	0	0	0
Totals:	4	46	26	2	30	16	0	0	0

FIELD GOALS		Qtr	Time	Dist	Result		
Noe Ruelas		4th	09:40	51	GOOD		
KICKOFFS		No.	Yards	Avg	TB	OB	
Noe Ruelas		8	517	64.6	5	2	
ALL-PURPOSE		Rush	Rcv	KR	PR	IR	Total
Jaden Nixon		116	2	30	0	0	148
Myles Montgomery		88	11	0	0	0	99
Chris Domercant		0	89	0	0	0	89
Duane Thomas Jr.		5	44	0	12	0	61



GAME EIGHT RECAP - AT BAYLOR



Football Falls to Baylor on the Road, 30-3

UCF	0	3	0	0	-	3
BAYLOR	14	6	3	7	-	30

Nov. 1, 2025 | McLane Stadium | Waco, Texas | Noon ET/11 a.m. CT | 40,212 | ESPNH

WACO, Texas – The Knights were unable to overcome a fast start from Baylor and costly penalties, falling 30-3 to the Bears on the road Saturday afternoon at McLane Stadium.

Eight receivers got a piece of the ball including wide receiver Duane Thomas Jr., who led the team with 77 receiving yards on eight receptions. Tight end Dylan Wade added 34 yards of his own, while running back Myles Montgomery led the rushers with 50 yards and followed Wade and Thomas with 23 yards from catches.

UCF's lone score came at the end of the first half, when kicker Noe Ruelas drilled a 45-yard field goal after a crucial defensive play, marking his 11th straight. EDGE Malachi Lawrence recorded a strip sack of Baylor quarterback Sawyer Robertson, which was recovered by Derrick LeBlanc and returned 13 yards to set up the scoring opportunity.

Lawrence was a standout on the day, recording two sacks, three tackles for loss and multiple quarterback pressures. Lawrence entered the contest 13th in the nation among active sack leaders and slotted in second in the Big 12. Today's game marked the second consecutive with Lawrence recorded two sacks.

Baylor opened the game with an 11-play, 75-yard touchdown drive, capped by a 13-yard strike from Robertson to tight end Michael Trigg. The touchdown marked the first opponent score on the opening drive that the Black and Gold have allowed all season. After a short opening drive from the Knights, the Bears added another score on their next possession, this time finishing an 8-play drive with a short touchdown pass to Josh Cameron to take a 14-0 lead.

UCF responded with its most promising drive of the first half, highlighted by a 14-yard pass to Montgomery and a 17-yard run from the back himself. The Knights advanced to Baylor's 13-yard line but came up short on a fourth-down pass attempt, turning the ball over on downs.

The second quarter saw the Bears extend their lead with a 40-yard field goal and another scoring drive that ended in a 28-yard kick, pushing the margin to 20-0. UCF's defense held strong on several possessions throughout the half, including a red zone stand that forced a missed field goal and a turnover on downs. Ruelas' field goal brought the score to 20-3 entering halftime.

In the second half, UCF opened with a drive that reached Baylor territory thanks to a pass interference call and a series of short gains from Montgomery. However, the drive stalled leading to a 53-yard field goal attempt by Ruelas that ultimately came up short. Baylor responded with a 13-play, 42-yard drive that ended in a 41-yard field goal, extending their lead to 23-3. With an additional field goal and one final receiving touchdown, the Bears claimed the win, 30-3.

Individual Statistics report
UCF vs Baylor (Nov 01, 2025)Date: Nov 01, 2025
Site: Waco, Texas
Stadium: McLane Stadium
Attendance: 40212

FULL GAME

UCF

RUSHING												
	No.	Gain	Loss	Net	TD	Lg	Yds	Pl	Yds	Avg		
Myles Montgomery	12	50	0	50	0	17	4.2					
Jaden Nixon	3	18	0	18	0	11	6.0					
Duane Thomas Jr.	1	8	0	8	0	8	8.0					
Tayven Jackson	5	12	5	7	0	9	1.4					
TEAM	2	0	9	-9	0	0	-4.5					
Totals:	23	88	14	74	0	17	3.2					
PASSING												
	C-A-I	Yds	TD	Long	Sack	Pl	Yds	Pl	Yds	Avg		
Tayven Jackson	18-33-2	151	0	29	1	1	15.1					
Totals:	18-33-2	151	0	29	1	1	15.1					
RECEIVING												
	TAR	No.	Yards	YAC	TD	Long	Pl	Yds	Pl	Avg		
Duane Thomas Jr.	10	8	77	58	0	29						
Dylan Wade	6	5	34	17	0	12						
Myles Montgomery	2	2	23	21	0	14						
Chris Domercant	2	1	8	9	0	8						
Max Drag	1	1	5	0	0	5						
DJ Black	4	1	4	0	0	4						
Connor Meadows	1	0	0	0	0	0						
Waden Charles	4	0	0	0	0	0						
Jaden Nixon	1	0	0	0	0	0						
Caleb Rollerson	1	0	0	0	0	0						
Totals:	32	18	151	105	0	29						
PUNTING												
	No.	Yds	Avg	Long	In20	TB	Pl	Yds	Pl	Avg		
Anthony Venneri	4	137	34.2	44	0	0						
Totals:	4	137	34.2	44	0	0						
RETURNS												
	Punt	No	Yds	Lg	Kickoff	No	Yds	Lg	Intercept	No	Yds	Lg
Jaden Nixon	0	0	0	0	5	99	28	0	0	0	0	0
Totals:	0	0	0	0	5	99	28	0	0	0	0	0

FIELD GOALS				
	Qtr	Time	Dist	Result
Noe Ruelas	2nd	00:00	45	GOOD
Noe Ruelas	3rd	10:58	53	MISSED

KICKOFFS						
	No.	Yards	Avg	TB	OB	
Noe Ruelas	1	65	65.0	1	0	
ALL-PURPOSE						
	Rush	Rcv	KR	PR	IR	Total
Jaden Nixon	18	0	99	0	0	117
Duane Thomas Jr.	8	77	0	0	0	85
Myles Montgomery	50	23	0	0	0	73
Dylan Wade	0	34	0	0	0	34

FUMBLES
UCF - None
Baylor - Sawyer Robertson 1-1

BAYLOR

RUSHING												
	No.	Gain	Loss	Net	TD	Lg	Avg					
Caden Knighten	21	109	5	104	0	16	5.0					
Bryson Washington	9	23	2	21	0	5	2.3					
Joseph Dodds	4	16	0	16	0	7	4.0					
Sawyer Robertson	4	23	15	8	0	16	2.0					
Joseph Hagman	1	1	0	1	0	1	1.0					
Totals:	39	172	22	150	0	16	3.8					
PASSING												
	C-A	Att	Yds	TD	Long	Sack	Pl	Yds	Pl	Avg		
Sawyer Robertson	29-40-0	267	3	32	2	2	26.7					
Totals:	29-40-0	267	3	32	2	2	26.7					
RECEIVING												
	TAR	No.	Yards	YAC	TD	Long	Pl	Yds	Pl	Avg		
Ashlyn Hawkins	10	8	33	20	0	15						
Michael Trigg	5	5	82	8	1	32						
Kole Wilson	8	5	56	30	1	27						
Bryson Washington	4	3	18	36	0	10						
Josh Cameron	7	3	5	3	1	3						
Jadon Porter	3	2	29	2	0	22						
Caden Knighten	1	1	22	28	0	22						
Kelsey Johnson	1	1	15	4	0	15						
Matthew Klopstein	1	1	7	3	0	7						
Totals:	40	29	267	134	3	32						
PUNTING												
	No.	Yds	Avg	Long	In20	TB						
Palmer Williams	1	46	46.0	46	1	0						
Totals:	1	46	46.0	46	1	0						
RETURNS												
	Punt	No	Yds	Lg	Kickoff	No	Yds	Lg	Intercept	No	Yds	Lg
Josh Cameron	2	30	24	0	0	0	0	0	0	0	0	0
DJ Coleman	0	0	0	0	0	0	1	26	26			
Jacob Redding	0	0	0	0	0	0	1	0	0			
Totals:	2	30	24	0	0	0	2	26	26			
FIELD GOALS												
	Qtr	Time	Dist	Result								
Connor Hawkins	2nd	14:14	40	GOOD								
Connor Hawkins	2nd	07:22	46	MISSED								
Connor Hawkins	2nd	02:28	28	GOOD								
Connor Hawkins	3rd	04:28	41	GOOD								
KICKOFFS												
	No.	Yards	Avg	TB	OB							
Rhett Armstrong	7	448	64.0	2	0							
ALL-PURPOSE												
	Rush	Rcv	KR	PR	IR	Total						
Caden Knighten	104	22	0	0	0	126						
Michael Trigg	0	82	0	0	0	82						
Kole Wilson	0	56	0	0	0	56						
Bryson Washington	21	18	0	0	0	39						



PLAYER BIOS AND STATS

QUARTERBACKS



2 Tayven JACKSON

Quarterback / Redshirt Junior / 6-4 / 212
Greenwood, Ind. / Center Grove / Indiana/Tennessee

✉ @Tayvenjackson2

📷 @tayven.jackson

2025 NOTES

- ♦ Had a historic night against North Carolina (Sep. 20) setting two personal bests. Jackson steadied the offense while completing an efficient 25 of 32 passes for 223 yards. His 25 completions marked a new career high while also leading the team in rushing with a career-high 66 yards on the ground.
- ♦ Posted a solid first half against North Carolina A&T (Sep. 6) before getting lifted from a lopsided affair that saw UCF leading 40-0 at halftime. He scampered for two touchdowns, his first multi-rushing touchdown game while chalking up 189 yards through the air.
- ♦ Came in relief of an injured Cam Fancher in the opener vs. Jacksonville State (Aug. 28) in a 0-0 game. Jackson seized the opportunity, throwing for 282 yards, the second-most of his career at the time, along with two passing touchdowns to lead UCF to the opening night victory.

PRIOR TO UCF

Tayven Jackson of Greenwood, Indiana, began his college career at Tennessee in 2022, where he appeared in three games and scored his first collegiate touchdown against Akron on Sep. 17, a one-yard touchdown scramble. He transferred to Indiana in 2023, starting five games and throwing for 914 yards and two touchdowns while showcasing his dual-threat ability. In 2024, he saw action in seven more games, adding 349 passing yards and four touchdowns. Following the season, Jackson entered the transfer portal and committed to UCF in January 2025.

FAMILY TIES

- ♦ Tayven Jackson's brother Trayce Jackson-Davis is a member of the Golden State Warriors, averaging 7.1 points per game over his career heading into the 2025-26 campaign
- ♦ Tayven's father, Ray, played cornerback at Washington State and was a member of the Cougars' 1998 Pac-10 championship and went on to play in the NFL for four seasons, NFL Europe for two and Arena Football League for one.

Career Stats

Passing									
Year	GP	COM/ATT	YDS	TD	INT	LG	COM PCT	AVG/P	AVG/G
2022	3	3/4	37	0	0	22	75.0	12.3	12.3
2023	6	78/128	914	2	5	41	60.9	11.7	152.3
2024	7	23/37	349	4	1	69	62.2	15.2	49.9
2025	7	121/192	1334	5	2	64	63.4	11.0	190.6
TOTAL	23	225/360	2634	11	8	69	62.5	11.7	114.5

Rushing									
Year	GP	ATT	YDS	TD	LONG	AVG/C	YDS/G		
2022	3	4	10	1	14	2.5	3.3		
2023	6	28	-21	1	10	-0.8	-3.5		
2024	7	15	73	3	16	4.9	10.4		
2025	7	34	72	3	25	2.1	10.3		
TOTAL	23	81	134	8	25	1.7	5.8		

Career Game Highs

Passing			
Total Passes	34	2x, last West Virginia, Oct. 18, 2025	
Completed Passes	25	North Carolina, Sep. 20, 2025	
Passing Yards	299	Louisville, Sep. 16, 2023	
Touchdown Passes	2	2x, last vs. Jacksonville St., Aug. 28, 2025	
Longest Pass	69	Western Illinois, Sep. 6, 2024	

Rushing			
Rushing Attempts	8	Louisville, Sep. 16, 2023	
Rushing Yards	66	North Carolina, Sep. 20, 2025	
Rushing Touchdowns	2	Jacksonville State, Aug. 28, 2025	
Longest Rush	25	North Carolina, Sep. 20, 2025	

Did You Know?

Major: Integrative Studies
Favorite Athlete: Trayce Jackson-Davis
Favorite Pro Team: Golden State Warriors
Favorite Movie: Surfs Up
Favorite Food: Italian

Favorite Music Artists: Drake, J-Cole
Favorite Sports (besides football): Basketball, golf
Hidden Talent: Can play the guitar & ukelele
Fun Fact: +5 handicap in golf



14 Cam FANCHER

Quarterback / Redshirt Senior / 6-2 / 205
Dayton, Ohio / Wayne / Florida Atlantic/Marshall

📷 @camfancher1

2025 NOTES

- ♦ Was named the starting quarterback for game one
- ♦ Was 5-for-9 through the air with 32 passing yards and rushed four times for 39 yards before suffering an injury that forced him to leave the game in the second quarter

PRIOR TO UCF

Cam Fancher is a dual-threat quarterback from Dayton, Ohio, who began his college career at Marshall University in 2021. He became the starting QB in 2022, throwing for 1,558 yards, 10 touchdowns, and adding 466 rushing yards. After two seasons with the Thundering Herd, he transferred to Florida Atlantic for 2024. At FAU, he started nine games, totaling 1,528 passing yards, six touchdowns, and 365 rushing yards. Fancher transferred to UCF in December 2024 to continue his collegiate career.

Career Stats

Passing									
Year	GP	COM/ATT	YDS	TD	INT	LG	COM PCT	AVG/P	AVG/G
2021	2	3/6	46	0	0	17	50.0	15.3	23.0
2022	13	131/235	1558	10	6	71	55.7	11.9	119.8
2023	10	202/309	2162	11	11	65	65.4	10.7	216.2
2024	9	126/212	1528	6	6	71	59.4	12.1	169.8
2025	3	41/72	333	0	0	30	56.9	8.1	111.0
TOTAL	37	503/834	5627	27	23	71	60.3	11.2	152.1

Rushing							
Year	GP	ATT	YDS	TD	LONG	AVG/C	YDS/G
2021	2	5	18	0	10	3.6	9.0
2022	13	107	466	1	41	4.4	35.8
2023	10	120	273	4	63	2.3	27.3
2024	9	99	365	3	76	3.7	40.6
2025	3	31	170	1	25	5.5	56.7
TOTAL	37	362	1292	9	76	3.6	34.9

Career Game Highs


Passing			
Total Passes	51	at NC State, Oct. 7, 2023	
Completed Passes	29	2x, last at NC State, Oct. 7, 2023	
Passing Yards	351	North Texas, Oct. 12, 2024	
Touchdown Passes	3	2x, last vs. North Texas, Oct. 12, 2024	
Longest Pass	71	2x, last vs. Wagner, Sep. 28, 2024	

Rushing			
Rushing Attempts	25	at Michigan State, Aug. 30, 2024	
Rushing Yards	136	at Old Dominion, Nov. 5, 2022	
Rushing Touchdowns	2	3x, last at UTSA, Oct. 19, 2024	
Longest Rush	76	at UTSA, Oct. 19, 2024	

Did You Know?

Major: Integrative Studies
Favorite Athlete: LeBron James
Favorite Pro Team: Seattle Seahawks
Favorite Movie: Interstellar
Favorite Food: Steak

Favorite Music Artist: Gunna
Favorite Sport (besides football): Basketball
Hidden Talent: Cooking
Fun Fact: Played three sports (football, basketball, track & field)





PLAYER BIOS AND STATS



11 Jacurri BROWN

Quarterback / Redshirt Junior / 6-4 / 205

Valdosta, Ga. / Lowndes / Miami

X @Jacurri_Brown11

IG @jacurri11.dadon



2025 NOTES

◆ Connected with DJ Black for a touchdown on a career long 82-yard pass on Sep. 27 against Kansas State
◆ Saw his first action of 2025 in the second half of UCF's 68-7 victory over North Carolina A&T. He scampered for 106 yards on five attempts and tallied two rushing touchdowns, one of which was a 60-yard run. He completed two of three passing attempts for 15 yards in the process.

CAREER SUMMARY

Jacurri Brown, a dual-threat quarterback from Valdosta, Georgia, starred at Lowndes High School, where he posted an impressive 1,537 passing yards and 1,101 rushing yards with 30 total touchdowns in his senior year. He committed to the University of Miami, entering as a true freshman in 2022 and earning his first career starts after the starting QB was sidelined. Most notably, he completed 14 of 19 passes for 136 yards with three touchdowns and added 87 rushing yards in his debut. In total that season, Brown appeared in eight games, throwing for 230 yards and three touchdowns while rushing for 221 yards. In 2023, his only action came as the starter in the Pinstripe Bowl, where he went 20-for-31 for 181 yards and one touchdown, plus he rushed for 57 yards. After the season, Brown entered the transfer portal and joined UCF. Playing in nine games in 2024, he passed for 398 yards with one touchdown and showcased his dual-threat talent, rushing for 401 yards and scoring four rushing touchdowns.

Career Stats

Passing	GP	COM/ATT	YDS	TD	INT	LG	COM PCT	AVG/P	AVG/G
2022	8	27/45	230	3	3	27	60.0	8.5	28.8
2023	1	20/31	181	1	1	30	64.5	9.1	181.0
2024	9	35/67	398	1	4	40	52.2	11.4	44.2
2025	3	3/5	97	1	0	82	60.0	32.3	32.3
TOTAL	21	85/148	906	6	8	82	57.4	10.7	43.1

Rushing	GP	ATT	YDS	TD	LONG	AVG/C	YDS/G
2022	8	53	221	0	40	4.2	27.6
2023	1	15	57	2	11	3.8	57.0
2024	9	53	401	4	67	7.6	44.6
2025	3	16	142	2	60	8.9	47.3
TOTAL	21	137	821	8	67	6.0	39.1

Career Game Highs

Passing		
Total Passes	31	vs. Rutgers, Dec. 28, 2023
Completed Passes	20	vs. Rutgers, Dec. 28, 2023
Passing Yards	207	Cincinnati, Oct. 12, 2024
Touchdown Passes	3	at Georgia Tech, Nov. 12, 2022
Longest Pass	82	at Kansas State, Sep. 27, 2025

Rushing		
Rushing Attempts	19	at Georgia Tech, Nov. 12, 2022
Rushing Yards	154	at Iowa State, Oct. 19, 2024
Rushing TDs	2	3x, last vs. N.C. A&T, Aug. 28, 2025
Longest Rush	67	at Iowa State, Oct. 19, 2024

Receiving		
Receptions	1	vs. Duke, Oct. 22, 2022
Receiving Yards	9	vs. Duke, Oct. 22, 2022

Did You Know?

Graduated: Criminal Justice

Favorite Athlete: Aaron Rodgers, Jon Jones

Favorite Movies: Lion King, John Wick, Interstellar, Fast

& Furious franchise

Favorite Foods: Steak, Alfredo, Seafood

Favorite Music Artist: Michael Jackson, Rio da Yung Og

Favorite Sports (besides football): Baseball, UCF

Hidden Talents: Good at playing the guitar, juggling,

fishing and darts



RUNNING BACKS



22 Myles MONTGOMERY

Running Back / Redshirt Senior / 5-11 / 200

Jacksonville, Fla. / Fletcher / Cincinnati

X @datboymyles_

IG @datboymyles_



2025 NOTES

◆ Earned back-to-back 100-yard rushing games with 110 rushing yards and two touchdowns vs. Kansas on Oct. 4
◆ Recorded his longest rush of his UCF career at 45 yards against Kansas State (Sep. 27) and ended the day with a career-best 119 rushing yards on 10 carries
◆ Recorded his first touchdown of the season against North Carolina (Sep. 20)
◆ Scampered for 35 yards on eight carries against North Carolina A&T (Sep. 6) and hauled in a 32-yard catch.
◆ Was named to the Doak Walker preseason watchlist
◆ Was the Knights' leading rusher in game one, tallying 79 yards on the ground on 21 attempts. He hauled in the longest reception of his career, snatching a swing pass and scampering 64 yards, adding in a hurdle late in the run.

CAREER SUMMARY

Myles Montgomery starred at Fletcher High, rushing for over 4,000 career yards and earning District 5 FACA 7A Player of the Year honors as a senior. He began his collegiate career at Cincinnati, where he redshirted in 2021 before tallying 120 rushing yards and a touchdown as a redshirt freshman in 2022, highlighted by a 76-yard score. In 2023, he emerged as a key contributor, rushing for 428 yards and three touchdowns across 12 games, including breakout performances against Baylor and Oklahoma State. Montgomery transferred to UCF for the 2024 season, appearing in 10 games and rushing for 293 yards on 51 carries, averaging a robust 5.7 yards per attempt, while also scoring four touchdowns (three on the ground, one receiving). Entering 2025 as a redshirt senior and leader of the backfield, he embraces a larger role as the former standout RJ Harvey moves on to the NFL.

Career Stats

Rushing	GP	ATT	YDS	TD	LONG	AVG/C	YDS/G
2021	2	0	0	0	0	0	0
2022	6	14	120	1	76	8.6	20.0
2023	12	66	428	3	63	6.5	35.7
2024	10	51	293	3	25	5.7	29.3
2025	8	112	572	3	45	5.1	71.5
TOTAL	38	243	1413	10	76	5.8	37.2

Receiving	GP	REC	YDS	TD	LG	REC/G	YRDS/REC	YDS/G
2021	2	0	0	0	0	0	0	0
2022	6	1	4	0	4	0.2	4.0	0.7
2023	12	5	5	0	4	0.4	1.0	0.4
2024	10	3	66	1	49	0.3	22.0	6.6
2025	8	14	151	0	64	1.8	10.8	18.3
TOTAL	38	23	226	1	64	0.6	9.8	5.9

Career Game Highs

Rushing		
Rushing Attempts	21	Jacksonville St., Aug. 28, 2025
Rushing Yards	119	at Kansas St., Sep. 27, 2025
Rushing TDs	2	Baylor, Oct. 21, 2023
Longest Rush	76	Kennesaw State, Sep. 10, 2022

Receiving		
Receptions	3	Jacksonville St., Aug. 28, 2025
Receiving Yards	64	Jacksonville St., Aug. 28, 2025

College Path

Season	Class	School
2025	R-Senior	UCF
2024	R-Junior	UCF
2023	R-Sophomore	Cincinnati
2022	R-Freshman	Cincinnati
2021	Freshman	Cincinnati

Did You Know?

Major ed in: Sociology

Favorite Athlete: RJ Harvey

Favorite Pro Team: Seattle Seahawks

Favorite Movies: Game Over, Man!, Bad Boys

Favorite Food: Steak

Favorite Music Artist: Rod Wave

Hidden Talent: Cooking

Fun Fact: Previously played defense





PLAYER BIOS AND STATS



5 Jaden NIXON

Running Back / Redshirt Senior / 5-10 / 170
Las Colinas, Texas / Lone Star / Western Michigan/Oklahoma State
X @Jusynixon
@Jusynixon

2025 NOTES

- ✦ Tallied an 83-yard touchdown vs. West Virginia, resulting in his fourth 50+ yard rushing touchdown of 2025
- ✦ Ran for a 54-yard touchdown at Kansas State, his third 50+ yard rushing touchdown of the season
- ✦ Named Big 12 Offensive Player of the Week for his game against North Carolina A&T
- ✦ Returned his second career kickoff for a touchdown, going 96-yards on the opening kickoff vs. North Carolina A&T. Additionally, he rushed for 156 yards on four carries and scored two rushing touchdowns. The two rushing scores were 87- and 66-yards, with the 87-yard scamper tying UCF's third longest rush from scrimmage in program history.
- ✦ Drew plenty of preseason national recognition, landing on Phil Steele's Preseason Big 12 Second Team as well as earning nods to watchlist such as the Maxwell, Paul Hornung, Doak Walker and Earl Campbell.

CAREER SUMMARY

Jaden Nixon, a redshirt senior running back from Las Colinas, Texas, began his collegiate path at Oklahoma State, earning Second Team Academic All-Big 12 honors. He totaled 755 all-purpose yards with four touchdowns as a redshirt freshman, and delivering explosive plays including a 98-yard kickoff return touchdown and a clutch swing-pass gain to clinch a conference title game berth for the Cowboys. After three seasons in Stillwater, he transferred to Western Michigan for the 2024 season, where he broke out spectacularly, earning First Team All-MAC honors, rushing for 921 yards and 12 touchdowns on 143 carries, adding 77 receiving yards while producing highlights such as his a 92-yard long rush.

FAMILY TIES

- ✦ Father played football and ran track at Oklahoma State (lettering in 1994 and 1995), and in the AFL
- ✦ Mother ran track at Oklahoma State and held the school long jump record
- ✦ Cousin, LaKyrion Mays ran for the Oklahoma State track team
- ✦ Second Cousin, Adrian Peterson, played collegiate football at Oklahoma before posting 14,918 rushing yards over 15 seasons in the NFL
- ✦ Cousin, Larry Nixon, was a linebacker who concluded his collegiate career in 2023, spending five seasons with North Texas before wrapping up his career with Auburn for the 2023 campaign; tallied 297 total tackles
- ✦ Cousin, Issiah Nixon, was a linebacker who concluded his collegiate career in 2024, playing three seasons for Texas State before spending his final two with Sam Houston State; tallied 93 career total tackles and five forced fumbles

Career Stats

Rushing							
Year	GP	ATT	YDS	TD	LONG	AVG/C	YDS/G
2021	2	14	122	1	63	8.7	61.0
2022	13	46	181	0	51	3.9	13.9
2023	12	50	197	1	34	3.9	16.4
2024	13	143	919	12	92	6.4	70.7
2025	8	35	423	6	87	12.1	52.9
TOTAL	48	288	1842	20	92	6.4	38.4

Receiving							
Year	GP	REC	YDS	TD	LG	REC/G	YRDS/REC
2021	2	1	3	0	3	0.5	3.0
2022	13	21	189	3	35	1.6	9.0
2023	12	12	123	1	60	1.0	10.3
2024	13	10	77	0	16	0.8	7.7
2025	8	10	54	0	14	1.3	5.4
TOTAL	48	54	446	4	60	1.1	8.3

Career Game Highs


Rushing		
Rushing Attempts	23	at Marshall, Sep. 28, 2024
Rushing Yards	189	Bethune-Cookman, Sep. 14, 2024
Rushing TDs	3	2x, last at Buffalo, Oct. 19, 2024
Longest Rush	92	Kent State, Oct. 26, 2024

College Path

Season	Class	School
2025	R-Senior	UCF
2024	R-Junior	Western Michigan
2023	R-Sophomore	Oklahoma St.
2022	R-Freshman	Oklahoma St.
2021	Freshman	Oklahoma St.

Did You Know?

- Major:** Integrative Studies
Favorite Athlete: Kyrie Irving
Favorite Pro Teams: New Orleans Saints, Dallas Cowboys
Favorite Movie: Rush Hour
Favorite Foods: Cajun, Italian
- Favorite Music Artist:** J. Cole
Favorite Sport (besides football): Track
Hidden Talent: Can jig a little
Fun Fact: Used to make skits



WIDE RECEIVERS



3 Marcus BURKE

Wide Receiver / Redshirt Senior / 6-3 / 190
Jacksonville, Fla. / Trinity Christian Academy / Florida
X @CERTIFIED_MB4
@legendary.4

2025 NOTES

- ✦ Had three catches for 43 yards in his debut as a Knight in the 17-10 victory over Jacksonville State on Aug. 28

CAREER SUMMARY

Burke, who hails from Jacksonville, Florida, redshirted his freshman season in 2021 at the University of Florida. Over the next three years, he showed gradual growth. In 2022 he had 4 catches for 30 yards and in 2023 he totaled six receptions for 98 yards. He started in seven games in 2024 and recorded seven catches for 69 yards and two touchdowns. After spending four seasons with the Gators, Burke transferred to UCF ahead of the 2025 season.

Career Stats

Receiving								
Year	GP	REC	YDS	TD	LG	REC/G	YRDS/REC	YDS/G
2021	3	2	73	0	61	0.7	36.5	24.3
2022	8	4	30	0	14	0.5	7.5	3.8
2023	7	6	98	0	37	0.9	16.3	14.0
2024	11	8	69	2	20	0.6	8.6	6.3
2025	7	11	168	0	30	1.6	15.3	24.0
TOTAL	36	31	438	2	61	0.9	14.1	12.2

Career Game Highs

Receiving		
Receptions	3	2x, last at Florida State, Nov. 30, 2024
Receptions Yards	73	at South Carolina, Nov. 6, 2021
Touchdowns	1	2x, last at Florida State, Nov. 30, 2024
Longest Reception	61	at South Carolina, Nov. 6, 2021

College Path

Season	Class	School
2025	R-Senior	UCF
2024	R-Junior	Florida
2023	R-Sophomore	Florida
2022	R-Freshman	Florida
2021	Freshman	Florida

Did You Know?

- Major:** Integrative Studies
Favorite Pro Team: Jacksonville Jaguars
Favorite Movie: Friday
- Favorite Food:** Steak
Favorite Sport (besides football): Basketball
Hidden Talent: Fishing



19 Waden CHARLES

Wide Receiver / Freshman / 6-2 / 185
Boynton Beach, Fla. / Somerset Canyons
X @takeemdeep9_
@takeemdeep9_

2025 NOTES

- ✦ Hauled in three catches in UCF's 68-7 win over N.C. A&T
- ✦ Made one grab for 18 yards in his collegiate debut, a key catch to convert a 3rd and 15 to extend the drive which later led to the first touchdown of the night against Jacksonville State on Aug. 28

HIGH SCHOOL SUMMARY

Waden Charles, a four-star wide receiver from Boynton Beach, Florida who played both wide receiver and free safety at Somerset Canyons, also spending time at Palm Beach Central. In high school he was a multi-sport athlete (basketball, track), was team captain, earned all-county honors and posted standout seasons. His sophomore year with 53 catches for 1,067 yards and eight touchdowns, junior year with 478 yards and seven touchdowns, and senior year with 37 receptions for 595 yards and four receiving TDs plus a rushing score. He committed to UCF in July 2024.

Career Stats

Receiving								
Year	GP	REC	YDS	TD	LG	REC/G	YRDS/REC	YDS/G
2025	8	12	115	0	19	1.5	9.6	14.4
TOTAL	8	12	115	0	19	1.5	9.6	14.4

Career Game Highs

Receiving		
Receptions	3	3x, last vs. West Virginia, Oct. 18, 2025
Receptions Yards	34	Kansas, Oct. 4, 2025
Longest Reception	18	Jacksonville St., Aug. 28, 2025

College Path

Season	Class	School
2025	Freshman	UCF

Did You Know?

- Major:** Pre-Marketing
Favorite Athlete: Deshaun Jackson
Favorite Pro Team: Kansas City Chiefs
Favorite Movie: The Purge
Favorite Food: Steak
- Favorite Music Artist:** Lil Poppa
Favorite Sport (besides football): Basketball
Hidden Talent: Folging
Fun Fact: Enjoys fishing





PLAYER BIOS AND STATS



7 Duane THOMAS JR.

Wide Receiver / Junior / 5-8 / 175

Miami Gardens, Fla. / Chaminade-Madonna / Charlotte

X @DThomas10_

@duanethomasjr

2025 NOTES

- ✦ Earned a career high in receptions and yards at Baylor on Nov. 1, 2025, snatching eight catches for 77 yards
- ✦ Hauled in at least three catches in each of UCF's four games this season, including a career-high five vs. UNC
- ✦ Had a 41-yard diving grab against N.C. A&T and nearly scored on it, but was marked down at the one

CAREER SUMMARY

Duane "Speedy" Thomas Jr. started his collegiate career at Charlotte after starring at Chaminade-Madonna High School, where he amassed over 1,300 scrimmage yards as a junior. As a freshman at Charlotte, he played in all 12 games in 2023 (with nine starts), catching 24 passes for 244 yards. He recorded six receptions for 63 yards and a touchdown over eight games in 2024. Thomas transferred to UCF in January 2025, bringing his speed, versatility, and big-play potential to the Knights' receiving corps.

Career Stats

Receiving	Year	GP	REC	YDS	TD	LG	REC/G	YRDS/REC	YDS/G
	2023	12	24	244	0	51	2.0	10.2	20.3
	2024	8	6	63	1	18	0.8	10.5	7.9
	2025	8	38	393	0	41	4.8	10.3	49.1
	TOTAL	28	68	700	1	51	2.4	10.3	25.0

Career Game Highs

Receiving	Receptions	Receptions Yards	Longest Reception
	8	77	51
	at Baylor, Nov. 1, 2025		
	at Baylor, Nov. 1, 2025		
	Navy, Oct. 14, 2023		

College Path

Season	Class	School
2025	Junior	UCF
2024	Sophomore	Charlotte
2023	Freshman	Charlotte

Did You Know?

Major: Integrative Studies

Favorite Athlete: Terry McLaurin

Favorite Pro Team: Detroit Lions

Favorite Movies: Monsters Inc, Star Wars franchise

Favorite Food: Hibachi

Favorite Music Artist: Lil Baby

Favorite Sport (besides football): Track

Fun Fact: Played trumpet in middle school



9 DJ BLACK

Wide Receiver / Redshirt Junior / 6-4 / 190

Inman, S.C. / Chapman / Limestone/South Carolina

X @2djblack

@agent_cer0

2025 NOTES

- ✦ Recorded the longest reception of his career off a 82-yard pass from Jacurri Brown against Kansas State (Sep. 27)
- ✦ Snagged the game-winning touchdown in his UCF debut, a 33-yard reception to lift the Knights to a 17-10 victory over Jacksonville State on Aug. 28

CAREER SUMMARY

Black who played high school ball at Chapman, where as a senior he exploded for 79 receptions, 1,445 yards and 19 touchdowns, even breaking his school's single-game receiving record with 270 yards in one outing. He initially signed with South Carolina but redshirted his freshman season. He moved to Limestone where in 2024 he put up 939 receiving yards and 11 touchdowns in 11 games. After Limestone's program was shuttered, Black transferred to UCF ahead of the 2025 season.

Career Stats

Receiving	Year	GP	REC	YDS	TD	LG	REC/G	YRDS/REC	YDS/G
	2022	0	0	0	0	0	0	0	0
	2023	10	8	225	3	80	0.8	28.1	22.5
	2024	11	41	939	11	74	3.7	22.9	85.4
	2025	8	18	244	2	82	2.3	13.6	30.5
	TOTAL	29	67	1408	16	82	2.3	21.0	48.6

Career Game Highs

Receiving	Receptions	Receptions Yards	Longest Reception	Touchdowns
	7	153	82	2
	2x, last vs. Mars Hill, Nov. 16, 2024			
	Barton, Nov. 9, 2024			
	at Kansas St., Sep. 27, 2025			
	3x, last vs. Barton, Nov. 9, 2024			

College Path

Season	Class	School
2025	R-Junior	UCF
2024	R-Sophomore	Limestone
2023	R-Freshman	Limestone
2022	Freshman	South Carolina

Did You Know?

Major: Integrative Studies

Favorite Movies: Marvel universe

Favorite Food: Spaghetti

Favorite Music Artist: Luke Combs

Favorite Sport (besides football): Track & Field

Fun Fact: Has a cat

TIGHT ENDS



0 Dylan WADE

Tight End / Junior / 6-2 / 240

Orlando, Fla. / Jones / Maryland

X @Dylanw12_

@dylanwadex

2025 NOTES

- ✦ Caught the first UCF touchdown of the 2025 season, a 39-yard completion to tie the game at 10 against Jacksonville State on Aug. 28.

CAREER SUMMARY

Wade, an Orlando native, starred at Jones High School after starting his prep career taking snaps at quarterback, before transitioning to tight end. He enrolled at Maryland, where in 2023 he played in 10 games, totaling four receptions for 21 yards and two touchdowns, including his first touchdown on his first career reception vs. Indiana. In 2024, he had 29 catches for 374 yards and two scores, highlighted by a career-day against Rutgers with seven receptions for 92 yards.

Career Stats

Receiving	Year	GP	REC	YDS	TD	LG	REC/G	YRDS/REC	YDS/G
	2023	11	4	21	2	15	0.4	5.3	1.9
	2024	12	29	374	2	44	2.4	12.9	31.2
	2025	7	23	222	1	39	3.3	9.7	31.7
	TOTAL	30	56	617	5	44	1.9	11.0	20.6

Career Game Highs

Receiving	Receptions	Receptions Yards	Longest Reception
	7	92	44
	Rutgers, Nov. 16, 2024		
	Rutgers, Nov. 16, 2024		
	Rutgers, Nov. 16, 2024		

College Path

Season	Class	School
2025	Junior	UCF
2024	Sophomore	Maryland
2023	Freshman	Maryland

Did You Know?

Major: Interdisciplinary Studies

Favorite Athlete: LeBron James

Favorite Pro Teams: Dallas Cowboys, New York Yankees

Favorite Movie: Friday

Favorite Food: Tacos

Favorite Music Artist: Young Thug

Favorite Sport (besides football): Baseball

Hidden Talent: Can sing

Fun Fact: Just started playing tight end in college



1 Kylan FOX

Tight End / Sophomore / 6-4 / 229

Valdosta, Ga. / Grayson

X @TheKylanFox

@thekylanfox

2025 NOTES

- ✦ Recorded the first touchdown of his collegiate career against North Carolina on Sep. 20 to cap an 83-yard drive.

CAREER SUMMARY

A former standout at Grayson High School where he was a four-star recruit, Fox caught 28 passes for 384 yards and seven touchdowns as a senior, and played both tight end and defensive end in high school. Rated highly by ESPN, Rivals, and 247Sports, Fox committed to UCF ahead of the 2024 season. As a true freshman at UCF, he appeared in 11 games, contributed on special teams and caught three passes for 22 yards, including his collegiate debut grab vs. New Hampshire and another catch vs. Arizona.

Career Stats

Receiving	Year	GP	REC	YDS	TD	LG	REC/G	YRDS/REC	YDS/G
	2024	11	3	22	0	11	0.3	7.3	2.0
	2025	8	14	125	1	22	1.8	8.9	15.6
	TOTAL	19	17	147	1	22	0.9	8.6	7.7

Career Game Highs

Receiving	Receptions	Receptions Yards	Longest Reception
	3	24	22
	Jacksonville St., Aug. 28, 2025		
	Jacksonville St., Aug. 28, 2025		
	North Carolina A&T, Sep. 6, 2025		

College Path

Season	Class	School
2025	Sophomore	UCF
2024	Freshman	UCF

Did You Know?

Major: Criminal Justice

Favorite Athlete: George Kittle

Favorite Pro Team: Atlanta Falcons

Favorite Movie: Coach Carter

Favorite Food: Pasta

Favorite Music Artist: Rod Wave

Favorite Sport (besides football): Basketball

Hidden Talent: Good at chess

Fun Fact: Good at basketball



PLAYER BIOS AND STATS

OFFENSIVE LINE



69 Paul RUBELT

Offensive Line / Fifth Year / 6-11 / 330
Frankfurt-Oder, Germany / Frankfurt-Oder
X @PRubelt
@paul.rubelt



CAREER SUMMARY

Rubelt first picked up tackle football during an exchange year in Illinois after growing up playing flag football and other sports. He joined UCF in 2020, gradually working his way up from special teams and backup roles to become the full-time starter in 2024, opening all 12 games. That season, he graded out at 78.7% in pass protection—second best among UCF's starters. He helped the Knights rank fifth nationally in rushing offense and lead the Big 12 in that category. Off the field, Rubelt serves as president of UCF's Student-Athlete Advisory Committee (SAAC).

College Path

Season	Class	School
2025	Fifth Year	UCF
2024	R-Senior	UCF
2023	R-Junior	UCF
2022	R-Sophomore	UCF
2021	Sophomore	UCF
2020	Freshman	UCF

Did You Know?

Majored in: Kinesiology
Earning Masters in: Kinesiology
Favorite Athlete: Trent Williams
Favorite Pro Team: Tampa Bay Buccaneers
Favorite Movie: Forrest Gump

Favorite Food: Wings
Favorite Music Artist: Rammstein
Favorite Sport (besides football): Football
Hidden Talent: Line dancing
Fun Fact: Speaks three languages (English, German, Polish)



64 Gaard MEMMELAAR

Offensive Line / Fifth Year / 6-4 / 315
Middleton, Idaho / Edgewater / Washington
@gaardmemmelaar



CAREER SUMMARY

Memmelaar Middleton High School, earning MaxPreps All-Idaho first team, All-4A Southern Idaho Conference honors as a junior, and being ranked the top recruit in Idaho by 247Sports. He committed to the University of Washington but didn't play in either of his first two seasons. After starting four games in 2022 and missing all of 2023 with an injury, he started 11 of 12 regular season games in 2024 at left guard for the Huskies. Following the regular season, he entered the transfer portal and joined UCF ahead of the 2025 campaign.

College Path

Season	Class	School
2025	Fifth Year	UCF
2024	R-Senior	Washington
2023	R-Junior	Washington
2022	R-Sophomore	Washington
2021	R-Freshman	Washington
2020	Freshman	Washington

Did You Know?

Earning Masters in: Educational Leadership
Favorite Athlete: Roger Rosengarten
Favorite Food: Steak

Favorite Music Artist: Treaty Oak
Favorite Sport (besides football): UFC
Fun Fact: Grew up on a farm



52 Carter MILLER

Offensive Line / Redshirt Junior / 6-4 / 280
Fort Worth, Texas / Ravenwood / Louisiana Monroe/James Madison
X @CarterMillerTBE
@cartermillertbe

CAREER SUMMARY

Miller redshirted his first year at JMU, then in 2023 played in 11 games (making eight starts) at left guard, helping JMU's offense rank among the national leaders in passing efficiency and scoring. In 2024 at Louisiana-Monroe, Miller started all 12 games at center, earned Honorable-Mention All-Sun Belt honors, and recorded a 76.7 pass-blocking grade per Pro Football Focus.

College Path

Season	Class	School
2025	R-Junior	UCF
2024	R-Sophomore	ULM
2023	R-Freshman	JMU
2022	Freshman	JMU

Did You Know?

Majored in: Integrative Studies
Favorite Athlete: Floyd Mayweather
Favorite Pro Team: Dallas Cowboys
Favorite Movie: White Chicks

Favorite Food: Wings
Favorite Music Artist: YB
Favorite Sport (besides football): UFC



77 Keegan SMITH

Offensive Line / Redshirt Senior / 6-3 / 314
Jackson, Mich. / Jackson Lumen Christi Catholic / Central Michigan
X @keegan_smith6
@keegan.smith.77



CAREER SUMMARY

Starred at Jackson Lumen Christi High School where he was a four-year starter, two-time all-state pick, three-time all-city, team captain, all while helping lead the Titans to three state championships and a 49-4 overall record. He signed with Central Michigan where as a true freshman and played in 12 games with four starts, part of an offensive line that supported the nation's leading rusher and high team offensive output. After redshirting in 2022 due to injury, he returned in 2023 to play in 11 of 12 games, starting most and shifting between left and right guard roles. In 2024, he appeared in all 12 games for UCF, contributing to RJ Harvey's 1,577 rushing yards by anchoring the Knights' interior line.

College Path

Season	Class	School
2025	R-Senior	UCF
2024	R-Junior	UCF
2023	R-Sophomore	Central Mich.
2022	Sophomore	Central Mich.
2021	Freshman	Central Mich.

Did You Know?

Majored in: Business Administration - Marketing/Sales
Earning Masters in: Interdisciplinary Studies
Favorite Athlete: Carter Mazur
Favorite Pro Team: Detroit Red Wings
Favorite Movie: Step Brothers, The Other Guys, Hangover

Favorite Food: Steak and potatoes
Favorite Music Artist: Chris Stapleton
Favorite Sport (besides football): Hockey
Hidden Talent: Ice skating



PLAYER BIOS AND STATS



78 Preston CUSHMAN

Offensive Line / Redshirt Junior / 6-3 / 314
St. Petersburg, Fla. / Calvary Christian / Ole Miss
X @Cush_51
@preston_cushman

CAREER SUMMARY

Transferred from Ole Miss to UCF. In high school at Calvary Christian, he was a four-year starter and team captain, earned state and county honors, and was rated a consensus three-star prospect, including being among the top centers in Florida. During his time at Ole Miss, Cushman played in multiple games over the 2022-24 span, including 12 games in 2024 primarily on special teams, with some offensive line snaps. He redshirted in his first year and gradually saw more action, both in short stints on offense and more regularly in non-starting roles on the offensive line and special teams.

College Path

Season	Class	School
2025	R-Junior	UCF
2024	R-Sophomore	Ole Miss
2023	R-Freshman	Ole Miss
2022	Freshman	Ole Miss

Did You Know?

Major: Integrative Studies
Favorite Athlete: Lane Johnson
Favorite Pro Team: Tampa Bay Buccaneers
Favorite Movie: Interstellar
Favorite Food: Sushi

Favorite Music Artist: Toby Keith
Favorite Sport (besides football): Softball
Fun Fact: Loves the outdoors and going fishing, spear fishing and hunting

EDGE RUSHERS



9 Nyjalik KELLY

Defensive End / Senior / 6-5 / 250
Fort Lauderdale, Fla. / Dillard / Miami
X @nyjalikkelly
@nueve9_

2025 NOTES

- Recorded his first career interception against North Carolina
- Earned a sack and four total tackles against N.C. A&T
- Earned two TFLs and half a sack in the first game of the season vs. Jacksonville State
- Was named to Phil Steele's Preseason Big 12 Second Team

CAREER SUMMARY

Kelly was a highly rated four-star defensive lineman at Dillard High School, posting double-digit sack totals and earning statewide recognition. He began his college career at Miami, where he made an immediate impact as a freshman in 2022—playing in all 12 games, notching 11 tackles, 4.5 tackles for loss with four sacks. In 2023, injuries limited his season at Miami after five games, but he still started three before being sidelined. Kelly transferred to UCF in 2024, where he started 11 of 12 games, collected 53 total tackles, 5.5 sacks, forced three fumbles, and was named All-Big 12 Honorable Mention.

Career Stats

Defense	Year	GP	TOT. TKL	SOLO	AST	TFL	SACK	FF	PDEF	INT	TD
	2022	12	11	7	4	4.5	4	0	0	0	0
	2023	4	8	4	4	1	0	0	1	0	0
	2024	12	53	23	30	9.5	5.5	3	1	0	0
	2025	8	38	28	10	7.5	3	2	2	1	0
	TOTAL	36	110	62	48	22.5	12.5	5	4	1	0

Career Game Highs

Defense	Tackles	Sacks	Tackles for Loss	Interceptions
	9	2	2.5	1

at West Virginia, Nov. 23, 2024
Utah, Nov. 29, 2024
Utah, Nov. 29, 2024
North Carolina, Sept. 20, 2025

College Path

Season	Class	School
2025	Senior	UCF
2024	Junior	UCF
2023	Sophomore	Miami
2022	Freshman	Miami

Did You Know?

Major: Interdisciplinary Studies
Favorite Athlete: LeBron James
Favorite Pro Team: Baltimore Ravens
Favorite Movie: Home Alone

Favorite Food: Chicken tenders
Favorite Sport (besides football): Basketball
Hidden Talent: Cooking
Fun Fact: Ran track at junior olympics



51 Malachi LAWRENCE

Defensive End / Redshirt Senior / 6-4 / 250
Louisville, Ky. / DuPont Manual
X @Mzlzchi
@mzlzchi



2025 NOTES

- Recorded two sacks, three tackles for loss and seven tackles at Baylor on Nov. 1, all tying or setting career bests
- Recorded two sacks against West Virginia on Oct. 18, the first Knight of the season to record 2.0 sacks
- Recorded a sack and 1.5 tackles for loss against North Carolina A&T on Sep. 6, totaling three tackles on the night

CAREER SUMMARY

A Knight for his entire career, Lawrence has steadily developed into a key defensive contributor for UCF. In 2023, he appeared in all 13 games and posted 27 tackles, including 10.5 tackles for loss, ranking among the Big 12 leaders in sacks per game (0.58) while earning Honorable Mention on the All-Big 12 defensive line. He followed that with a strong 2024 season: starting 10 of 11 games, notching five sacks (second most on the team, 11th in the Big 12), 15 tackles with six of those for loss, plus a forced fumble, quarterback hurries and a pass breakup against stiff competition.

Career Stats

Defense	Year	GP	TOT. TKL	SOLO	AST	TFL	SACK	FF / FR	PDEF	INT	TD
	2021	0	0	0	0	0	0	0 / 0	0	0	0
	2022	3	2	1	1	0.5	0.5	0 / 0	0	0	0
	2023	13	27	17	10	10.5	7.5	0 / 0	1	0	0
	2024	11	15	12	3	6	5	1 / 1	1	0	0
	2025	8	21	12	9	9	6	2 / 0	2	0	0
	TOTAL	35	65	42	23	26	19	3 / 1	4	0	0

Career Game Highs

Defense	Tackles	Sacks	Tackles for Loss
	7	2	3

at Baylor, Nov. 1, 2025
3x, last at Baylor, Nov. 1, 2025
at Baylor, Nov. 1, 2025

College Path

Season	Class	School
2025	R-Senior	UCF
2024	R-Junior	UCF
2023	R-Sophomore	UCF
2022	R-Freshman	UCF
2021	Freshman	UCF

Did You Know?

Majored in: Interdisciplinary Studies
Favorite Athlete: Chase Young
Favorite Movie: Polar Express
Favorite Food: Shrimp

Favorite Music Artist: Veeze
Favorite Sport (besides football): Basketball
Hidden Talent: Playing video games
Fun Fact: Uncle played in the NFL



10 Sincere EDWARDS

Defensive End / Sophomore / 6-3 / 240
Orlando, Fla. / Wekiva / Pittsburgh
X @SincereEdwards0
@iamsincereedwards__

2025 NOTES

- Recorded one solo sack against North Carolina for a loss of 15 yards
- Registered 3.5 tackles for loss and half a sack against North Carolina A&T on Sep. 6

CAREER SUMMARY

Edwards was a four-star lineman at Wekiva High School, racking up big numbers: as a junior 78 tackles, 27 for loss, 16 sacks; as a senior he recorded 38 tackles, seven TFL and five sacks in only six games, also serving as a team captain. He made an impact as a freshman at Pittsburgh in 2024, playing in all 13 games, tallying 17 tackles (eight solo), three sacks and two pass breakups.

Career Stats

Defense	Year	GP	TOT. TKL	SOLO	AST	TFL	SACK	FF	PDEF	INT	TD
	2024	13	17	8	9	6	3	0	2	0	0
	2025	6	11	7	4	4.5	1.5	0	0	0	0
	TOTAL	19	28	15	13	10.5	4.5	0	2	0	0

Career Game Highs

Defense	Tackles	Sacks	Tackles for Loss
	4	1	3.5

2x, last vs. N.C. A&T, Sep. 6, 2025
4x, last vs. North Carolina, Sept. 20, 2025
N.C. A&T, Sep. 6, 2025

College Path

Season	Class	School
2025	Sophomore	UCF
2024	Freshman	Pittsburgh

Did You Know?

Major: Communication
Favorite Athlete: James Harrison
Favorite Pro Team: Seattle Seahawks
Favorite Movie: Sinners

Favorite Food: Chicken
Favorite Music Artist: Rob 49
Favorite Sport (besides football): Basketball
Hidden Talent: Fishing



PLAYER BIOS AND STATS

**6** **Isaiah NIXON**

Defensive End / Redshirt Sophomore / 6-4 / 240
St. Petersburg, Fla. / Lakewood
X @IsaiahNixon06
IG @zaynixs_6

2025 NOTES

- ♦ Totaled a career-best six tackles, including one for loss, against N.C. A&T on Sep. 6

CAREER SUMMARY

Nixon made a big impression at Lakewood High School with 56 tackles, 13 sacks, and multiple forced and recovered fumbles as a senior. He joined UCF in 2023, making his collegiate debut, appearing in two games, logging 0.5 sacks and 0.5 tackles for loss. In 2024, he played in 12 games, notching one sack and totaling 11 tackles (5 solo, 6 assisted).

Career Stats

Defense										
Year	GP	TOT. TKL	SOLO	AST	TFL	SACK	FF	PDEF	INT	TD
2023	2	1	0	1	0.5	0.5	0	0	0	0
2024	12	11	5	6	1	1	0	0	0	0
2025	7	14	9	5	2.5	0	0	0	0	0
TOTAL	21	26	14	12	4	1.5	0	0	0	0

Career Game Highs

Defense			College Path		
Tackles	6	N.C. A&T, Sep. 6, 2025	Season	Class	School
Sacks	1	Cincinnati, Oct. 12, 2024	2025	R-Sophomore	UCF
Tackles for Loss	1	3x, last vs. N.C. A&T, Sep. 6, 2025	2024	R-Freshman	UCF
			2023	Freshman	UCF

Did You Know?

Major: Interdisciplinary Studies
Favorite Athlete: Myles Garrett
Favorite Pro Team: Kansas City Chiefs
Favorite Movie: Avengers: Endgame
Favorite Food: Burgers

Favorite Music Artist: Loe Shimmy
Favorite Sport (besides football): Basketball
Hidden Talent: Bowling
Fun Fact: Previously played basketball

DEFENSIVE TACKLES

**55** **John WALKER**

Defensive Tackle / Redshirt Sophomore / 6-4 / 300
Kissimmee, Fla. / Osceola
X @55problems_
IG @55problems_

2025 NOTES

- ♦ Notched three tackles against North Carolina
- ♦ Totaled four tackles in UCF's 68-7 victory over N.C. A&T on Sep. 6
- ♦ Tallied a trio of tackles, including 0.5 for loss, in the team's opener against Jacksonville State on Aug. 28

CAREER SUMMARY

Walker was a four-star recruit out of Osceola High School, where as a senior in 2022 he logged 79 tackles, 16 for loss, nine sacks, plus forced fumbles and recoveries. He enrolled at UCF in early 2023 and made an immediate impact his freshman year, appearing in all 13 games, earning his first start at Kansas and finishing with 24 tackles, five tackles for loss, and a pair of quarterback hurries, plus Freshman All-Big 12 honorable mention honors and True Freshman All-American recognition by On3. An injury in 2024 sidelined him for the season, marking the first time in his life he missed a game.

Career Stats

Defense										
Year	GP	TOT. TKL	SOLO	AST	TFL	SACK	FF	PDEF	INT	TD
2023	13	24	10	14	5	0.5	0	1	0	0
2024	0	0	0	0	0	0	0	0	0	0
2025	8	25	13	12	2	1	1	0	0	0
TOTAL	21	49	23	26	7	1.5	1	1	0	0

Career Game Highs

Defense			College Path		
Tackles	7	vs West Virginia, Oct. 18, 2025	Season	Class	School
Sacks	1	vs West Virginia, Oct. 18, 2025	2025	R-Sophomore	UCF
Tackles for Loss	2	Villanova, Sep. 16, 2023	2024	Sophomore	UCF
			2023	Freshman	UCF

Did You Know?

Major: Interdisciplinary Studies
Favorite Athlete: Aaron Donald
Favorite Pro Team: Miami Dolphins
Favorite Movie: The Blind Side
Favorite Food: Steak and rice

Favorite Music Artist: Rod Wave
Favorite Sport (besides football): Baseball
Hidden Talent: Fishing
Fun Fact: Previously played basketball

**95** **RJ JACKSON JR.**

Defensive Tackle / Junior / 6-3 / 282
Choctaw, Okla. / Choctaw / Tulsa
X @RJJackson1501
IG @rj.jackson_15

2025 NOTES

- ♦ Chalked up five tackles in UCF's 68-7 win over N.C. A&T
- ♦ Tallied four tackles in the opener against Jacksonville State on Aug. 28, two of them solo

CAREER SUMMARY

Jackson posted 21 tackles for loss, 11 sacks, two forced fumbles, and two interceptions in his senior year of high school. He was named Class 6A-II District II Defensive Lineman of the Year, made The Oklahoman's Big All-City first team, and ranked among the top recruits in the state. Jackson began his college career at Tulsa before transferring to UCF following the 2024 season. He tallied a career-best seven tackles against UTSA in his final campaign with the Golden Hurricane.

Career Stats

Defense										
Year	GP	TOT. TKL	SOLO	AST	TFL	SACK	FF	PDEF	INT	TD
2023	10	4	1	3	0.5	0	0	0	0	0
2024	12	35	10	25	4	3	0	2	0	0
2025	8	22	9	13	2	1	0	0	0	0
TOTAL	30	61	20	41	6.5	4	0	2	0	0

Career Game Highs

Defense			College Path		
Tackles	7	UTSA, Oct. 26, 2024	Season	Class	School
Sacks	1.5	at Louisiana Tech, Sep. 21, 2024	2025	Junior	UCF
Tackles for Loss	1.5	at Louisiana Tech, Sep. 21, 2024	2024	Sophomore	Tulsa
			2023	Freshman	Tulsa

Did You Know?

Major: Interdisciplinary Studies
Favorite Athlete: Justin Jefferson
Favorite Pro Team: San Francisco 49ers
Favorite Movies: Black Panther, Coach Carter
Favorite Food: Mexican food

Favorite Music Artist: Kevin Gates
Favorite Sport (besides football): Basketball
Hidden Talent: Singing
Fun Fact: Played baseball in high school

**13** **Horace LOCKETT**

Defensive Tackle / Redshirt Junior / 6-6 / 315
Atlanta, Ga. / Westlake / Georgia Tech
IG @horacelockettjr_

2025 NOTES

- ♦ Recorded three tacked in UCF's 34-9 victory over North Carolina, including a pass breakup that led to a pick
- ♦ Tallied four tackles, including two for a loss in UCF's opener against Jacksonville State on Aug. 28. He also tallied his first career sack in the contest.

CAREER SUMMARY

Lockett was a four-star recruit who played early at Georgia Tech. After redshirting in 2022 and seeing limited action, he broke out in 2023 with 10 games played at nose tackle, totaling 25 tackles (nine solo) and 2.5 tackles for loss, including a career-high six tackles vs. Wake Forest and forcing a key fumble in the Gasparilla Bowl. He transferred to UCF in late 2024 after not seeing game action.

Career Stats

Defense										
Year	GP	TOT. TKL	SOLO	AST	TFL	SACK	FF	PDEF	INT	TD
2022	3	0	0	0	0	0	0	0	0	0
2023	10	25	9	16	2.5	0	1	0	0	0
2024	0	0	0	0	0	0	0	0	0	0
2025	4	13	8	5	2	1	0	2	0	0
TOTAL	17	38	17	21	5.5	1	1	2	0	0

Career Game Highs

Defense			College Path		
Tackles	6	at Wake Forest, Sep. 23, 2023	Season	Class	School
Sacks	1	vs. Jacksonville St., Aug. 28, 2025	2025	R-Junior	UCF
Tackles for Loss	2	vs. Jacksonville St., Aug. 28, 2025	2024	R-Sophomore	Georgia Tech
			2023	R-Freshman	Georgia Tech
			2022	Freshman	Georgia Tech

Did You Know?

Major: Integrative Studies
Favorite Athlete: LeBron James
Favorite Pro Team: Dallas Cowboys
Favorite Movie: Friday
Favorite Food: Chicken tenders

Favorite Music Artist: Rod Wave, Lil Baby
Favorite Sport (besides football): Basketball
Hidden Talent: Good bowler
Fun Fact: Has eight sisters





PLAYER BIOS AND STATS

**94 Rodney LORA**Defensive Tackle / Redshirt Sophomore / 6-3 / 300
North Arlington, N.J. / Woodberry Forest / North CarolinaX @RodneyLora
@rodneylora_

2025 NOTES

- Recorded six tackles, including three for loss, in UCF's 68-7 victory over N.C. A&T on Sep. 6
- Recovered a fumble in the endzone for a touchdown against N.C. A&T

CAREER SUMMARY

Along with football, Lora also competed in track & field in high school with strong shot put and discus marks. He began his college career at North Carolina, redshirting in 2023 and then appearing in five games in 2024, recording a pair of tackles before entering the transfer portal.

Career Stats

Defense	Year	GP	TOT. TKL	SOLO	AST	TFL	SACK	FF	PDEF	INT	TD
	2023	1	0	0	0	0	0	0/0	0	0	0
	2024	5	2	1	1	0	0	0/0	0	0	0
	2025	8	14	8	6	3.5	1	0/1	0	0	1
	TOTAL	14	16	9	7	3.5	1	0/1	0	0	1

Career Game Highs

Defense	Year	GP	TOT. TKL	SOLO	AST	TFL	SACK	FF	PDEF	INT	TD
Tackles	6										
Sacks	0.5										
Tackles for Loss	3										

College Path

Season	Class	School
2023	R-Sophomore	UCF
2024	R-Freshman	North Carolina
2025	Freshman	North Carolina

Did You Know?

Major: Interdisciplinary Studies
Favorite Athlete: Aaron Donald
Favorite Pro Team: New York Giants
Favorite Movie: Apocalypse Now: Final Cut

Favorite Food: Tres Golpes (a Dominican dish)
Favorite Sports (besides football): Soccer, UFC, Track & Field
Hidden Talent: Can play the double bass
Fun Fact: Clothes designer

LINEBACKERS

**0 Keli LAWSON**Linebacker / Redshirt Senior / 6-4 / 233
Stephens City, Va. / Sherando / Virginia TechX @LawsonKeli
@keli.lawson

2025 NOTES

- Returned a fumble for a 32-yard touchdown in UCF's 45-13 victory over West Virginia on Oct. 18
- Blocked a field goal against Jacksonville State in the season opener to end the first half, keeping the Gamecocks scoreless in the first half

CAREER SUMMARY

Transferred to UCF after a solid stint at Virginia Tech. In 2024 (at VT), he played in 11 games with one start, totaling 40 tackles (20 solo), 1.5 tackles for loss, broke up four passes and snagged an interception vs. Georgia Tech. The year before, he was an All-ACC Honorable Mention after leading Tech with 80 tackles (39 solo), adding seven tackles for loss including 2.5 sacks, plus multiple interceptions, forced fumbles, and quarterback hurries. Earlier he contributed as a redshirt freshman and had highlight plays like returning an interception for a touchdown.

Career Stats

Defense	Year	GP	TOT. TKL	SOLO	AST	TFL	SACK	FF / FR	PDEF	INT	TD
	2021	4	1	0	1	0	0	0/0	0	0	0
	2022	8	23	11	12	3	1	0/1	1	1	1
	2023	13	80	39	41	7	2.5	1/0	6	1	0
	2024	11	40	20	20	1.5	0	0/0	4	1	0
	2025	8	17	13	4	0	0	0/1	1	0	0
	TOTAL	44	161	83	78	11.5	3.5	1/2	12	3	1

Career Game Highs

Defense	Year	GP	TOT. TKL	SOLO	AST	TFL	SACK	FF	PDEF	INT	TD
Tackles	14										
Sacks	1										
Tackles for Loss	2										
Interceptions	1										

College Path

Season	Class	School
2025	R-Senior	UCF
2024	R-Junior	Virginia Tech
2023	R-Sophomore	Virginia Tech
2022	R-Freshman	Virginia Tech
2021	Freshman	Virginia Tech

Did You Know?

Major: Integrative Studies
Favorite Athlete: Kevin Durant
Favorite Pro Team: Chicago Bulls
Favorite Movie: Iron Man
Favorite Food: Chicken and Rice

Favorite Music Artist: Future
Favorite Sport (besides football): Basketball
Hidden Talent: Can play saxophone
Fun Fact: Thought basketball would be his primary sport

**20 Lewis CARTER**Linebacker / Junior / 6-0 / 196
Tampa, Fla. / Tampa Catholic / OklahomaX @LewisCarter_4
@r2r.lew

2025 STATS

- Logged six tackles in the conference opener at Kansas State, including five solo (Sept. 27, 2025)
- Recorded his first career sack in UCF's 34-9 victory over North Carolina, while notching a new game high in tackles with 10.
- Tallied nine tackles in UCF's opener vs. Jacksonville State on Aug. 28

CAREER SUMMARY

Carter joins UCF after two seasons at Oklahoma. During his sophomore year in 2024 with the Sooners, he played in all 13 games (primarily on special teams and as a backup linebacker), totaling 21 tackles, two tackles for loss, one forced fumble, and one fumble recovery. As a freshman in 2023, he similarly appeared in all 13 games, making contributions mostly on special teams and in relief. In high school he was a decorated four-star recruit, ranked among the top linebackers nationally, with over 300 career tackles and 10+ sacks.

Career Stats

Defense	Year	GP	TOT. TKL	SOLO	AST	TFL	SACK	FF / FR	PDEF	INT	TD
	2023	13	7	2	5	0.5	0	0/0	0	0	0
	2024	13	23	18	5	2	0	1/1	0	0	0
	2025	7	50	29	21	2	1	1/0	1	0	0
	TOTAL	33	80	49	31	4.5	1	2/1	1	0	0

Career Game Highs

Defense	Year	GP	TOT. TKL	SOLO	AST	TFL	SACK	FF	PDEF	INT	TD
Tackles	10										
Tackles for Loss	2										
Sacks	1										

College Path

Season	Class	School
2025	Junior	UCF
2024	Sophomore	Oklahoma
2023	Freshman	Oklahoma

Did You Know?

Major: Integrative Studies
Favorite Athlete: Lavonte David
Favorite Pro Team: Tampa Bay Buccaneers
Favorite Movie: Friday

Favorite Food: Pizza
Favorite Music Artist: Rod Wave
Favorite Sport (besides football): Basketball
Hidden Talent: Gaming

**43 Cole KOZLOWSKI**Linebacker / Senior / 6-2 / 230
Spring Lake, N.J. / Manasquan / ColgateX @ColeKozlowski2
@cole_koz11

2025 NOTES

- Earned first sack as a Knight against Kansas on Oct. 4
- Tallied seven tackles, including six solo in UCF's 68-7 victory over N.C. A&T on Sep. 6

CAREER SUMMARY

Played his first three seasons at Colgate, steadily growing into a defensive stalwart. As a junior in 2024, he started all 12 games and led the team (and the Patriot League) with 133 tackles (66 solo), added 8.0 tackles for loss, 3.5 sacks, forced a fumble, snagged an interception, broke up six passes and even blocked a kick. In 2023, he contributed 60 tackles (36 solo), 7.5 tackles for loss, a sack, plus forced and recovered fumbles, and multiple pass break-ups. A former high school captain at Manasquan, he starred on offense, defense, and special teams, accumulating over 800 receiving yards and 11 touchdowns his senior year, plus strong defensive stats.

Career Stats

Defense	Year	GP	TOT. TKL	SOLO	AST	TFL	SACK	FF / FR	PDEF	INT	TD
	2022	9	8	3	5	0.5	0.5	0/0	1	0	0
	2023	11	60	36	24	7.5	1	1/1	5	1	0
	2024	12	133	66	67	8	3.5	1/0	6	1	0
	2025	8	50	33	17	5	1	1/0	1	0	0
	TOTAL	40	251	138	113	21	7	3/1	13	2	0

Career Game Highs

Defense	Year	GP	TOT. TKL	SOLO	AST	TFL	SACK	FF	PDEF	INT	TD
Tackles	17										
Sacks	2										
Tackles for Loss	4.5										
Interceptions	1										

College Path

Season	Class	School
2025	Senior	UCF
2024	Junior	Colgate
2023	Sophomore	Colgate
2022	Freshman	Colgate

Did You Know?

Major: Integrative Studies
Favorite Athlete: Tayson Hill
Favorite Pro Teams: New York Giants, New York Yankees, New York Knicks
Favorite Movie: Friday Night Lights

Favorite Food: Hibachi
Favorite Music Artist: Drake
Favorite Sport (besides football): Baseball
Hidden Talent: Spikeball
Fun Fact: Would be playing college basketball if not football



PLAYER BIOS AND STATS



38 Jayden McDonald



Linebacker / Redshirt Senior / 6-4 / 232
Salem, Va. / Salem / Virginia Tech

X @jaydonald_
IG @jaydonald_

2025 NOTES

- ✦ Tallied three solo tackles in his debut as a Knight, doing so against Jacksonville State on Aug. 28
- ✦ Earned his first career interception against N.C. A&T on Sep. 6

CAREER SUMMARY

Began his college career at Virginia Tech, where he redshirted his freshman year in 2021 and gradually worked into the rotation. In 2022 he played in 10 games (three starts), totaling 20 tackles, including three tackles for loss, a sack, and notched his first career start vs. Old Dominion. During the 2023 season, he made 12 appearances, contributing 30 tackles (11 solo), with a season-high six tackles against NC State, a tackle for loss, a pass breakup, and a QB hurry.

Career Stats

Defense	GP	TOT. TKL	SOLO	AST	TFL	SACK	FF	PDEF	INT	TD
2021	1	0	0	0	0	0	0	0	0	0
2022	10	20	6	14	3	1	0	0	0	0
2023	12	30	11	19	1	0	0	1	0	0
2024	2	0	0	0	0	0	0	0	0	0
2025	8	12	9	3	0	0	0	1	1	0
TOTAL	33	62	26	36	4	1	0	2	1	0

Career Game Highs

Defense	GP	TOT. TKL	SOLO	AST	TFL	SACK	FF	PDEF	INT	TD
Tackles	7									
Sacks	1									
Tackles for Loss	1									

College Path

Season	Class	School
2025	R-Senior	UCF
2024	R-Junior	Virginia Tech
2023	R-Sophomore	Virginia Tech
2022	R-Freshman	Virginia Tech
2021	Freshman	Virginia Tech

Did You Know?

Earning Masters in: Educational leadership
Favorite Athlete: Fred Warner
Favorite Pro Team: Carolina Panthers
Favorite Movie: Star Wars

Favorite Food: Hibachi
Favorite Music Artist: Lil Double O
Fun Fact: Has an identical twin that plays football at William & Mary

DEFENSIVE BACKS



4 Braeden Marshall

Defensive Back / Junior / 5-10 / 183
Lake Mary, Fla. / Lake Mary

X @DarealBmarsh
IG @_.braedenn

2025 NOTES

- ✦ Tallied six tackles at Kansas State in the conference opener, marking a new career high
- ✦ Grabbed his first interception the season in UCF's 34-9 victory over North Carolina, grabbing it off a deflection
- ✦ Had a pair of solo tackles in UCF's opening night win over Jacksonville State

CAREER SUMMARY

As a freshman in 2023, he played in all 13 games, starting three, and totaled 22 tackles, two tackles for loss, and one interception. In his sophomore season in 2024, Marshall started the first six games in the nickel role, appeared in nine games overall, again recorded 22 tackles (17 solo), added three tackles for loss, and made a 70-yard interception return vs. No. 9 Iowa State.

Career Stats

Defense	GP	TOT. TKL	SOLO	AST	TFL	SACK	FF	PDEF	INT	TD
2023	13	22	14	8	2	0	0	1	1	0
2024	9	22	17	5	3	0	0	3	1	0
2025	8	19	17	2	0	0	0	1	1	0
TOTAL	30	63	48	15	6	0	0	5	3	0

Career Game Highs

Defense	GP	TOT. TKL	SOLO	AST	TFL	SACK	FF	PDEF	INT	TD
Tackles	6									
Tackles for Loss	2									
Interceptions	1									

College Path

Season	Class	School
2025	Junior	UCF
2024	Sophomore	UCF
2023	Freshman	UCF

Did You Know?

Major: Communication - business & professional track
Favorite Athlete: LeBron James
Favorite Music Artist: NBA Youngboy

Favorite Sport (besides football): Basketball
Hidden Talent: Can hoop



7 Antione Jackson

Defensive Back / Junior / 6-1 / 175
Lauderhill, Fla. / Dillard / East Carolina

X @ACTION3_JACKSON
IG @antionejackson1_

2025 NOTES

- ✦ Turned in a new career high in tackles against Kansas State with 8 solo tackles
- ✦ Recovered a fumble for the first time in his career in UCF's 68-7 win over N.C. A&T on Sep. 6
- ✦ Had five tackles in the season opener vs. Jacksonville State

CAREER SUMMARY

Started his college career at East Carolina, seeing action in his freshman season and earning recognition from PFF for his defensive work. He transferred to UCF and in his 2024 season appeared in 10 games, compiling 13 tackles, adding one interception (returned for nine yards) in a win over New Hampshire, and recorded three pass breakups.

Career Stats

Defense	GP	TOT. TKL	SOLO	AST	TFL	SACK	FF / FR	PDEF	INT	TD
2023	10	19	11	8	0	0	0 / 0	2	1	1
2024	10	13	7	6	0.5	0	0 / 0	3	1	0
2025	8	27	21	6	0.5	0	0 / 1	2	0	0
TOTAL	28	59	39	20	1	0	0 / 1	7	2	1

Career Game Highs

Defense	GP	TOT. TKL	SOLO	AST	TFL	SACK	FF / FR	PDEF	INT	TD
Longest Punt Return	37									
Tackles	8									
Tackles for Loss	0.5									
Interceptions	1									

College Path

Season	Class	School
2025	Junior	UCF
2024	Sophomore	UCF
2023	Freshman	East Carolina



29 Jayden Bellamy

Defensive Back / Redshirt Junior / 6-1 / 175
Freehold, N.J. / Bergen Catholic / Syracuse/Notre Dame

X @jaydenknows_
IG @jaydenbellamy

2025 NOTES

- ✦ Snagged the game-sealing interception in UCF's win over Jacksonville State on Aug. 28

CAREER SUMMARY

Started his college career at Notre Dame before moving to Syracuse, where he played two seasons. In 2023 at Syracuse, he appeared in 12 games (7 starts), finishing with 29 tackles (23 solo), two fumble recoveries, a pick-six, and a pass breakup. In 2024, he built on that performance in 10 games (six starts), producing 37 tackles, leading the team with two interceptions (including one returned for a touchdown), and ranking second on the team with six pass breakups.

Career Stats

Defense	GP	TOT. TKL	SOLO	AST	TFL	SACK	FF / FR	PDEF	INT	TD
2022	0	0	0	0	0	0	0 / 0	0	0	0
2023	12	29	23	6	0	0	0 / 2	1	1	1
2024	10	37	21	16	1	0	0 / 0	6	2	1
2025	8	14	12	2	0	0	0 / 0	4	1	0
TOTAL	30	80	56	24	1	0	0 / 2	11	4	2

Career Game Highs

Defense	GP	TOT. TKL	SOLO	AST	TFL	SACK	FF / FR	PDEF	INT	TD
Tackles	11									
Tackles for Loss	1									
Interceptions	1									

College Path

Season	Class	School
2025	R-Junior	UCF
2024	R-Sophomore	Syracuse
2023	R-Freshman	Syracuse
2022	Freshman	Notre Dame

Did You Know?

Major: Integrative Studies, Sociology
Favorite Athlete: Kobe Bryant
Favorite Pro Teams: New Orleans Saints, Seattle Seahawks
Favorite Movie: Avengers: Endgame

Favorite Food: Wings
Favorite Music Artist: Gunna
Favorite Sport (besides football): Basketball
Hidden Talent: Great at basketball
Fun Fact: Dad played in the NFL





PLAYER BIOS AND STATS



23 Jayden WILLIAMS

Defensive Back / Redshirt Senior / 5-11 / 185
Valrico, Fla. / Bloomingdale / Florida Atlantic
X @jay_will6
IG @jwill_3

2025 NOTES

- ✦ Tallied five tackles in his debut as a Knight against Jacksonville State on Aug. 28

CAREER SUMMARY

Played his first four seasons at Florida Atlantic. At FAU, he developed into a playmaker in the secondary. After redshirting in 2021, he amassed 40 tackles in 2022, and picked up his first career interception in 2023 while starting games and contributing on special teams. In 2024, he was voted a team co-captain, appeared in six games, recorded 26 tackles, and snagged two interceptions against UTSA for 68 return yards.

Career Stats

Defense											
Year	GP	TOT. TKL	SOLO	AST	TFL	SACK	FF / FR	PDEF	INT	TD	
2021	4	11	7	4	0	0	0 / 0	0	0	0	
2022	11	40	24	16	3	2	1 / 0	4	0	0	
2023	8	35	21	14	1	0	0 / 2	1	0	0	
2024	6	26	13	13	0.5	0	0 / 1	1	2	0	
2025	2	7	4	3	0	0	0 / 0	0	0	0	
TOTAL	31	119	69	50	4.5	2	1 / 3	6	3	0	

Career Game Highs

Defense			
Tackles	12	at Ohio, Sep. 3, 2022	
Sacks	1	2x, last vs. Southeastern La., Sep. 10, 2022	
Tackles for Loss	1	4x, last at Michigan St., Aug. 30, 2024	
Interceptions	2	at UTSA, Oct. 19, 2024	

College Path

Season	Class	School
2025	R-Senior	UCF
2024	R-Junior	FAU
2023	R-Sophomore	FAU
2022	R-Freshman	FAU
2021	Freshman	FAU

Did You Know?

Major: Integrative Studies

Favorite Athlete: LeBron James

Favorite Pro Team: Tampa Bay Buccaneers

Favorite Movie: The Incredibles

Favorite Food: Pizza

Favorite Music Artist: Kodak

Favorite Sport (besides football): Basketball



8 Demari HENDERSON

Defensive Back / Redshirt Junior / 6-0 / 170
Sanford, Fla. / Seminole
X @DemariH12
IG @mari.11_

2025 NOTES

- ✦ Snagged an interception on Kansas' State's opening drive of UCF's 2025 conference opener on Sep. 27
- ✦ Tallied four solo tackles in UCF's opener against Jacksonville State on Aug. 28

CAREER SUMMARY

Was a standout in high school, earning blue-chip safety honors, multiple picks, fumble recoveries, plus played as a two-way athlete and returner. He joined UCF in 2022, appearing in 11 games as a freshman, including a start in the bowl game vs. Duke, tallying 12 tackles, two pass breakups and two quarterback hurries. In 2023, Henderson broke out as a sophomore, playing in 10 games, starting the final seven, racking up 45 tackles (29 solo), snagging three interceptions, recovering three fumbles, forcing two. He earned Honorable Mention All-Big 12 by the league coaches. In 2024 he redshirted after suffering an injury in preseason camp and did not appear in any games.

Career Stats

Defense											
Year	GP	TOT. TKL	SOLO	AST	TFL	SACK	FF/FR	PDEF	INT	TD	
2022	12	12	7	5	0.5	0	0 / 0	2	0	0	
2023	10	45	29	16	0	0	2 / 3	3	3	1	
2024	0	0	0	0	0	0	0 / 0	0	0	0	
2025	8	32	24	8	2	0	0 / 0	1	1	0	
TOTAL	30	89	60	29	2.5	0	2 / 3	6	4	1	

Career Game Highs

Defense			
Tackles	8	at Oklahoma, Oct. 21, 2023	
Tackles for Loss	2	at Baylor, Nov. 1, 2025	
Interceptions	2	Oklahoma State, Nov. 11, 2023	

College Path

Season	Class	School
2025	R-Junior	UCF
2024	R-Sophomore	UCF
2023	Sophomore	UCF
2022	Freshman	UCF

Did You Know?

Major: Human Communication - business & professional

Favorite Athlete: Ed Reed

Favorite Movie: Friday


Favorite Food: Chicken

Favorite Music Artist: YB, Kodak

Favorite Sport (besides football): Basketball

Hidden Talent: Good bowler

Fun Fact: Previously play basketball



2 Phillip DUNNAM

Defensive Back / Senior / 6-1 / 190
North Miami Beach, Fla. / North Miami Beach / Florida Atlantic/Indiana
X @DunnamPhillip
IG @phillipdunnami

2025 NOTES

- ✦ Notched five solo tackles in UCF's 34-9 victory over North Carolina
- ✦ Tallied eight tackles, including five solo and one for loss in the season opener against Jacksonville State

CAREER SUMMARY

Made his mark at North Miami Beach Senior High as a versatile athlete, playing safety, corner, wide receiver, and returner. He started his college career at Indiana, where in 2023 he appeared in all 12 games with seven starts, recorded multiple interceptions (including one vs. Ohio State), and had standout performances as both a tackler and playmaker in the secondary. In January 2024, he transferred to Florida Atlantic, earning preseason All-AAC nods and making an immediate impact: returning two interceptions for long yardage, posting multiple high-tackle games, and breaking out vs. Temple with a 10-tackle outing.

Career Stats

Defense											
Year	GP	TOT. TKL	SOLO	AST	TFL	SACK	FF	PDEF	INT	TD	
2022	12	5	1	4	0	0	0	1	0	0	
2023	12	53	39	14	1	0	0	6	3	0	
2024	11	56	28	28	2.5	0	1	4	3	0	
2025	8	44	32	12	1	0	0	1	0	0	
TOTAL	43	158	100	58	6.5	0	1	12	6	0	

Career Game Highs

Defense			
Tackles	10	2x, last at Temple, Nov. 16, 2024	
Tackles for Loss	1	5x, last at Baylor, Nov. 1, 2025	
Interceptions	1	6x, last vs. Charlotte, Nov. 23, 2024	

College Path

Season	Class	School
2025	Senior	UCF
2024	Junior	Florida Atlantic
2023	Sophomore	Indiana
2022	Freshman	Indiana

Did You Know?

Major: Integrative Studies, Public Safety

Favorite Pro Team: Baltimore Ravens

Favorite Movie: Little Man

Favorite Food: McDonald's

Favorite Music Artist: YB

Favorite Sport (besides football): Basketball

Hidden Talent: Video Games

Fun Fact: Multiple pro athletes in the family

SPECIAL TEAMS



47 Dalton RIGGS

Long Snapper / Redshirt Junior / 6-3 / 230
Eagle, Idaho / Eagle / BYU
X @daltonriggs47
IG @dalton.riggs



CAREER SUMMARY

Joins UCF after three seasons at BYU. At BYU, he appeared in 12 games in 2024, earning recognition for a key special teams play, part of a successful double snap fake field goal in a win over UCF. He got his start at Eagle High School, where he was a three-way starter (long snapper, tight end, defensive end), captained multiple teams, was top-12 long snapper invitee and rated heavily by Rubio Long Snapping.

College Path

Season	Class	School
2025	R-Junior	UCF
2024	R-Sophomore	BYU
2023	R-Freshman	BYU
2022	Freshman	BYU

Did You Know?

Majored in: Business

Earning Masters in: Educational Leadership

Favorite Athlete: Luke Rhodes

Favorite Pro Team: Miami Dolphins

Favorite Movies: Remember the Titans, Hitch

Favorite Foods: Sushi, Soup Dumplings

Favorite Sport (besides football): Tennis

Hidden Talent: Bowling, playing pickleball

Fun Fact: Dad played at BYU, brother Austin played with Dalton at BYU; can do a split; lived in Nuka'alofa, Tonga for two years and is fluent in Tongan; was state champion in tennis



PLAYER BIOS AND STATS



16 Noe RUELAS



Kicker / Redshirt Senior / 6-1 / 197

West Hartford, Conn. / Hall / James Madison/UConn

X @noeruelas11

IG @noe.ruelas

2025 NOTES

- Secured eight points against Kansas State (Sep. 27), nailing a season long 53-yarder field goal
- Was a perfect two-of-two in UCF's 34-9 win over North Carolina, nailing a season long 41-yarder
- Was a perfect two-of-two in UCF's win over N.C. A&T, including knocking in half a dozen extra points

CAREER SUMMARY

Transferred to UCF after successful stints at UConn and James Madison. While at James Madison in 2024, he served as the Dukes' primary kicker in 10 games, going 16-for-20 on field goal attempts and 35-of-37 on extra point tries, including two 50+ yard field goals. He averaged 60.2 yards on kickoffs and tied for fourth in JMU single-season history in field goals made. He played at UConn in 2022 and 2023, highlighted by a 12-for-16 field goal season in 2022 and a long of 54 yards.

Career Stats

Kicking

Year	GP	FGM	FGA	PCT.	LONG	BLKD	PATM	PATA
2022	13	12	16	.750	54	1	28	28
2023	4	3	4	.750	41	0	3	3
2024	10	16	20	.800	52	2	35	37
2025	8	12	14	.857	53	0	23	24
TOTAL	35	43	54	.796	54	3	89	92

Career Game Highs

Kicking		
Field Goals Made	2	17x, last vs. Kansas, Oct. 4, 2025
Longest Field Goal	54	at Utah State, Aug. 27, 2022

College Path

Season	Class	School
2025	R-Senior	UCF
2024	R-Junior	James Madison
2023	R-Sophomore	UConn
2022	R-Freshman	UConn
2021	Freshman	UConn

Did You Know?

Major: Interdisciplinary Studies – Diversity Studies Leadership
Favorite Athlete: Cristiano Ronaldo
Favorite Pro Team: Denver Broncos
Favorite Movie: Interstellar
Favorite Food: Sushi

Favorite Music Artist: Drake
Favorite Sports (besides football): Soccer, basketball and golf
Hidden Talent: Bowling
Fun Fact: Speaks fluent spanish



40 Anthony VENNARI

Punter / Redshirt Junior / 6-0 / 225

Hamilton, Ontario, Canada / St. Thomas More / Ohio State/Buffalo

X @TVenneri

IG @anthony_venneri7

2025 NOTES

- Opened the campaign with four punts, three of which ended up inside the 20-yard line vs. Jacksonville State

CAREER SUMMARY

Transferred in after playing at Buffalo and Ohio State. At Buffalo in 2022 and 2023, he burst out as the team's starting punter, averaging 43.0 yards per punt his freshman year (a school record), then improving to 43.88 yards per punt in 2023, including multiple 50+- and 60+-yard punts and many downed inside the 20-yard line. He redshirted the 2024 season at Ohio State without game action.

Career Stats

Punting	Year	GP	NO.	YDS	AVG	LONG	TB	INS. 20
	2022	10	43	1,849	43.0	64	7	10
	2023	12	53	2,242	44.0	64	2	16
	2024	0	0	0	0	0	0	0
	2025	8	26	1,021	39.3	55	1	14
	TOTAL	30	120	5,112	42.6	64	10	40

Career Game Highs

Punting	7	at Wisconsin, Sep. 2, 2023
Punts	64	3x, last vs. Liberty, Sep. 16, 2023
Longest Punt	64	3x, last vs. Jacksonville St., Aug. 28, 2025
Punts Inside 20 Yards	3	4x, last vs. Jacksonville St., Aug. 28, 2025

College Path

Season	Class	School
2025	R-Junior	UCF
2024	Junior	Ohio State
2023	Sophomore	Buffalo
2022	Freshman	Buffalo

Did You Know?

Major: Integrative Studies
Favorite Athlete: Shai Gilgeous Alexander
Favorite Pro Team: Pittsburgh Steelers
Favorite Food: Pizza

Favorite Music Artist: Drake
Favorite Sport (besides football): Basketball
Hidden Talent: Plays clarinet
Fun Fact: Played basketball and soccer growing up

