2025-26 UCF Men's Basketball Media Guide

TABLE OF CONTENTS

TEAM INFORMATION
Table of Contents/Quick Facts 1
Fear the Fronds 2
Season Recap and Outlook 3-4
UCF Conference History 5
2025-26 Roster 6
TV/Radio Roster 7
2025-26 Schedule 8
Opponent Information 9

MEDIA INFORMATION
Media Information 11
Media Outlets 12

THE SQUAD
Jeremy Foumena 14-15
Themus Fulks 16-17
Riley Kugel 18-19
George Beale Jr. 20-21
Jamichael Stillwell 22-23
Kris Parker 24-25
John Bol 26-27
Elijah Hulsewe 28-29
Carmelo Pacheco 30-31
Chris Johnson 32-33
Zach Johnson 34-35
Tanner Jones 36-37
Poohpha Warakulnukroh 38-39
Devan Cambridge 40-42
Jordan Burks 43-44

THE STAFF
Johnny Dawkins 46-49
Robbie Laing 50
Tyson Waterman 51
Adam Hood 52
Dwayne Anderson II 53
Staff 54-55

2024-25 REVIEW
Results 57
UCF in the NCAA NET and Other Rankings 58
Overall Statistics 59
Conference Statistics 60
Postseason Statistics 61
Game-by-Game Statistics 62
Opponent Game-by-Game Statistics 63
Category Leaders 64-65
Game Highs and Lows 66
Box Score and Recaps 67-85
Big 12 Conference Review 86
Big 12 Conference Notes and Ranking Summary 87

HISTORY AND RECORDS
Annual Results 89-91
Annual Leaders 92-93
Coaching History 94
Year-by-Year Results 95-103
All-Time Series History vs. Big 12 Opponents 104
All-Time Series History vs. Non-Big 12 105-113
In-Season Tournament Results 114
Conference Tournament History 115
Postseason History 116
NCAA Tournament History 117
The College Basketball Crown History 118
NIT and CBI History 119
Individual Records 120-122
Freshman Records 123
Team Records 124-125
Miscellaneous Records 126
Ranking History 127
1,000 Point Club 128
Addition Financial Arena 129
Honors and Awards 130-131
All-Time Roster 132-135
Knights in the NBA 136
Taylor Hendricks - UCF's First One-and-Done 137
Knights in the Pros 138-139

THIS IS UCF
University of Central Florida 141
Big 12 Conference 142
Space U 143-144
Spirit Splash 145
President Dr. Alexander Cartwright 146
Terry Mohajir 147

QUICK FACTS

GENERAL INFORMATION
School ..... University of Central Florida
Location ..... Orlando, Fla.
Founded 1963
Enrollment 69,818
Nickname ..... Knights
Colors ..... Black and Gold
Conference ..... Big 12
President ..... Alexander Cartwright
Director of Athletics ..... Terry Mohajir
Athletics Phone ..... (407) 823-2261
Ticket Office ..... (407) 823-1000

ADDITION FINANCIAL ARENA
Capacity 10,000
Year Opened 2007
Press Row Phone ..... (954) 531-4322

BASKETBALL HISTORY
First Year of Basketball 1969-70 (56th)
First Year in Division I 1984-85 (41st)
First Year in Big 12 ..... 2023-24 (2nd)
All-Time Record 864-708/917-708*
NCAA Tournaments/Last Five/2019
** 2008-09 (17-14), 2009-10 (15-17), 2010-11 (21-12) victories vacated due to NCAA sanctions*

TEAM INFORMATION
2024-25 Record 20-17
Conference Record/Finish 7-13/14th
Home Record 13-5
Road Record 2-8
Neutral Record 5-4
Conference Tournament ..... Second Round
Postseason ..... College Basketball Crown Final
Starters Returning/Lost 0/5
Players Returning/Lost 2/14
Newcomers 13

COACH INFORMATION
Head Coach ..... Johnny Dawkins
Alma Mater ..... Duke, 1986
Career Record ..... 156-115 (18th season)
UCF Record ..... 168-120 (10th season)
NCAA Tournaments/Last 2/2018-19
NITs/Last 6/2023-24
Championships ..... 2012 NIT, 2015 NIT

AUTHOR
Jenna Osborn

EDITORIAL
Ken Landis
Adam Widman
Ryan Ladika
James Warnick
UCF Athletics
Strategic Communications

CONTRIBUTORS
UCFAA
Big 12 Conference

PHOTOGRAPHY
Conor Kvatek
Brooke Morris
Ken Landis
Robert Connolly
Leland Dutcher
Mark Godin
Julian Bright
Eric DeSalvo
Kevin Macia
UCF
UCFAA
Big 12 Conference
Associated Press
Getty Images
NBA
Utah Jazz



"The Most Florida Free Throw Distraction"

A storm, in multiple senses of the word, created a new tradition for Knight Nation in attendance at UCF men's basketball games. The legend goes that the night prior to the Black and Gold's first home conference game as a member of the Big 12, a massive storm rolled through campus. The wind blew down plenty of palm fronds across campus, and students picked them up and brought them into the game to use as a free throw distraction. It ended up working, as No. 3 Kansas shot just 6-for-11 from the free throw stripe in the second half in front of the student section. The fronds gave UCF that extra edge to top the Jayhawks 65-60, winning by as many points as Kansas had missed second half free throws.

Now, that's not exactly how one of college basketball's newest traditions was born. UCF's Brand Experience team wanted to create a unique experience for the team's first season in the Big 12. Director of brand experience Tim Connor (UCF alumnus 2017) and assistant director of brand experience Lexi Campagna (UCF alumna 2022) created and executed the idea. Knight Nation immediately took to the new tradition and the country took notice. The pair were named as one of nine finalists in NACMA's "Best Of" Awards in the People's Choice - Student Engagement category.

As the flagship Big 12 institution in Florida, there's nothing more Florida than palm trees. Design elements incorporated on social media, uniforms and even the lane on the court, all included palm trees and fronds. Leaning into that element wound up creating the most Florida free throw distraction imaginable.

Not only was the new free throw distraction perfectly on brand, but it actually worked. The palm fronds caused opponents to miss nearly 10% of their second half free throws in Big 12 play and the postseason. Visiting teams made 75% of their first half free throws while making just 66.4% in the second half, accounting for a total of 44 misses.

As the final buzzer sounded on UCF's upset over No. 3 Kansas, the team's first conference win as a Big 12 member, fans stormed the court with palm fronds in hand. The Knights had topped the highest ranked opponent in program history (previously No. 4 UConn, a 68-63 neutral site win on Nov. 25, 2011).

UCF went on to beat a total of three ranked opponents during the 2023-24 Big 12 slate, all at home in front of the frond-waving faithful. The win against No. 3 Kansas was the first, followed by a 74-63 win over No. 23 Oklahoma on Feb. 3 and a 75-61 triumph over No. 23 Texas Tech on Feb. 24.



The Knights' second season in the Big 12 Conference concludes with head coach Johnny Dawkins earning his third 20-win season with the program. This season would be Darius Johnson's last after four years with the program, and his final season with UCF would be nothing short of special.

UCF put the college basketball world on notice the first night of games, upsetting No. 13 Texas A&M. Led by Johnson's 24 points, UCF made a comeback win after going down 56-45 with 6:24 remaining. A JJ Taylor putback dunk and Benny Williams and-one slam late gave the Knights all the momentum needed to win 64-61. UCF received votes in both the AP and Coaches polls in weeks two and three for the first time since Dec. 28, 2020.

The Knights went a perfect 8-0 at home in the season's non-conference slate, their first time going perfect since the 2011-12 season.

The Black and Gold opened Big 12 conference play in Lubbock, Texas, facing the Red Raiders on New Years Eve. UCF would end 2024 off with a bang, snapping Texas Tech's 8-0 home record, winning 87-83 while shooting an impressive 51.8% from the field. UCF held on to the lead and never looked back, leading with 12:31 remaining in the first half and maintaining that lead until the end of the game.

Johnson in his last home game with the Knights had a senior send-off to remember. Johnson recorded 36 points in an 83-70 win, tying Jermaine Taylor for the most points recorded by a senior on senior night.

UCF went on to be invited to the inaugural College Basketball Crown in Las Vegas playing for a share of a pool of NIL prize money. After wins against Oregon State and conference-foe Cincinnati, the Knights would find themselves in a thrilling semifinal game against Villanova. Johnson's late-game heroics shined, scoring a career-high 42 points and hitting a game-tying three pointer with 7.6 remaining in regulation to force overtime. UCF won in overtime 104-98, earning a guaranteed $100,000 of the NIL prize money pool.

UCF head coach Johnny Dawkins has led the Knights to five postseason appearances over his nine seasons in Orlando

New Knights

UCF has added 13 newcomers to the roster ahead of the 2025-26 season, bringing both depth and immediate contributors. The transfer class combined for 2,215 points last year, led by **Themus Fulks**' 14.6 points per game, followed by **Jamichael Stillwell** and **George Beale Jr.**, who each averaged 13.0. Fulks capped the 2024-25 season with career bests in field goal percentage (47.7) and 3-point shooting (25.9%, 14-of-54).

Stillwell, transferring from Milwaukee, recorded a program-best 10.7 rebounds per game and was named Horizon League Newcomer of the Year and First Team All-Horizon League.

Mississippi State transfers **Jeremy Foumena** and **Riley Kugel** add veteran presence. Kugel averaged 9.3 points and 3.0 rebounds while shooting 33.3% from 3-point range, while Foumena shot 75% at the free-throw line. Seven-foot guard **John Bol** appeared in 17 games for the Rebels, averaging 1.1 points, 0.9 rebounds and 4.1 minutes.

Forward **Jordan Burks** (Georgetown) headlines a trio of junior transfers, as he shot 52.1% from the field and 68.4% from the free-throw line. **Carmelo Pacheco** averaged 9.5 points, 1.7 rebounds and 1.3 assists per game, totaling 284 points for Mount St. Mary's. **Chris Johnson** joins the Knights after spending a season at Stephen F. Austin.

Also joining the roster are **Devan Cambridge** (Texas Tech) and **Kris Parker**, who averaged 2.6 points and 1.4 rebounds in 10.0 minutes per game.

Two freshmen round out the class: **Tanner Jones**, who averaged 12.3 points and 6.3 rebounds as a junior, and **Zach Johnson**, who posted 30 points, six rebounds and five assists per game.

Knights by Class

6th Year
Devan Cambridge (F)

5th Year
Themus Fulks (G)

Senior
George Beale Jr. (G)
Riley Kugel (G)
Jamichael Stillwell (F)
Poohpha Warakulnukroh (G) ˆ

Junior
Jordan Burks F)
Elijah Hulsewe (C)ˆ
Jeremy Foumena (C)ˆ
Chris Johnson (G)
Carmelo Pacheco (G)

Sophomore
John Bol (C)
Kris Parker (G)

Freshman
Zach Johnson (G)
Tanner Jones (G)

ˆ - Have utilized a redshirt

Knights by Height

John Bol	7'2"
Elijah Hulsewe	7'0"
Jeremy Foumena	6'11"
Kris Parker	6'9"
Jordan Burks	6'9"
Jamichael Stillwell	6'8"
Zach Johnson	6'6"
Devan Cambridge	6'6"
Riley Kugel	6'5"
Carmelo Pacheco	6'5"
Chris Johnson	6'5"
George Beale Jr.	6'4"
Tanner Jones	6'4"
Themus Fulks	6'2"
Poohpha Warakulnukroh	5'11"

Knights by State

Alabama 1
Jordan Burks (Decatur)

Florida 3
Elijah Hulsewe (Orlando)
Riley Kugel (Orlando)
Kris Parker (Tallahassee)

Georgia 1
Jamichael Stillwell (Atlanta)

North Carolina 2
Themus Fulks (Winston-Salem)
Zach Johnson (Southern Pines)

Tennessee 2
Devan Cambridge (Nashville)
Tanner Jones (Memphis)

Texas 1
Chris Johnson (Houston)

Virginia 2
George Beale Jr. (Suffolk)
Carmelo Pacheco (Harrisonburg)

International Knights

Cananda 1
Jeremy Foumena (Montreal, Québec)

South Sudan 1
John Bol (Boma)

Thailand 1
Poohpha Warakulnukroh (Bangkok)

UCF CONFERENCE HISTORY

In July 2023, UCF joined the Big 12 Conference which meant big things for the men's basketball program as the league sent seven of its 10 teams to the 2023 NCAA Tournament and eight to the 2024 version of the tournament. UCF, BYU, Cincinnati and Houston are no longer newcomers after being added to the Big 12 ahead of the 2023-2024 season. A fresh crop of newcomers join the league ahead of the 2024-25 campaign as the league welcomes Arizona, Arizona State, Colorado and Utah.

Upon the Knights' arrival to their new league, Big 12 Conference Commissioner Brett Yormark remarked that "UCF has experienced unprecedented growth and success since becoming a Division I program." To date, the Big 12 is the home to over 80 NCAA team titles and over 740 individual national championships. Since 1985, when UCF was declared a Division I program, the men's basketball team has advanced to the NCAA Tournament five times, most recently the 2018-19 season under current head coach Johnny Dawkins.

UCF men's basketball started at the club level in 1969 under Coach Eugene "Torchy" Clark who single-handedly built the program. The Knights finished their inaugural season with an 11-3 record which built enough credibility for the team to become a Division II program the following season. The Knights worked their way into the Sunshine State Conference, a league they joined ahead of the 1975-76 campaign. From there, the team took off under Clark's guidance. In his 14 years of coaching, Clark never had a losing season in addition to bringing the Knights five Sunshine State Conference regular-season championships, one conference tournament championship and six NCAA Division II Tournament appearances in eight years. During his time, the Knights were ranked in the top 10 nationally for seven seasons. UCF's most notable season during Clark's coaching era was 1977-1978 when Clark led the Knights to a NCAA Division II Final Four appearance. Clark retired in 1983, leaving a legacy behind that still remains to this day, led by his program-leading 274 victories.

The following season, the Knights hired Ohio State's assistant coach, Chuck Machock, to follow in Clark's footsteps. In the 1983-84 season, Machock helped the Knights win their sixth Sunshine State Conference regular-season championship in their final year in the league with a 15-13 record. The 1984-85 season was UCF's first as a Division I member and the last of Machock's tenure, as the team went 10-18.

The Division I journey continued with the next UCF head coach, Phil Carter, who led the Black and Gold for four seasons. Joe Dean followed Carter, leading UCF into its first Division I affiliation, joining the American South Conference beginning in 1990-91. A year later, the league merged with the Sun Belt Conference, retaining the Sun Belt branding for the 1991-92 campaign. That season marked the first of UCF playing its games on campus in The Venue, which now serves as the volleyball arena. The Knights exited the Sun Belt that following season, going independent once again for just one season in Dean's final go-around as head coach.

Kirk Speraw, an assistant coach at University of Florida, was the next head coach of the Knights and was tasked with turning around a program that went 37-73 over the previous four seasons. The Black and Gold joined the Atlantic Sun Conference at the start of Speraw's tenure, beginning in the 1993-94 campaign. In just his first year, Speraw led UCF to its first appearance in the Division I NCAA Tournament. Two seasons later in 1996, Speraw once again led the Knights to a first-round NCAA Tournament appearance, which marked the team's second in his first three years at the helm. In the team's last two years in the Atlantic Sun Conference, the Knights won both the 2004 and 2005 conference tournaments and were the 2005 regular season champions as well, qualifying the Knights for back-to-back NCAA Tournament appearances. Still under Speraw's reign, UCF made its debut in Conference USA in 2005-06, earning a spot in the Conference USA Championship Tournament in its first year. In 2006-07, UCF finished second in the conference with an overall season record of 22-9. The team's efforts earned Speraw the 2007 Conference USA Coach of the Year honor. The Knights played their first game of the 2007-08 season in a new on-campus arena next to their old one and remain there to this day. The Knights were victorious in their arena debut with a 63-60 victory over Nevada on Nov. 11, 2007. Speraw continued to serve as the head coach through 2009-10 season, ending his 17-year tenure with the Black and Gold.

Donnie Jones, Speraw's successor, was announced in March 2010. Nine months later, UCF upset regional foe Florida, beating the 16th ranked Gators 57-54 in the first collegiate game played at the Amway Center in downtown Orlando. The victory, secured in front of 13,909 fans, got UCF off to its first 6-0 start since the 2006-07 season. The 6-0 start snowballed into a 10-0 mark and resulted in UCF's first ranking at the Division I level. The Knights were one of nine unbeaten teams at the time, climbing as high No. 19 in the AP poll and No. 18 in the coaches poll after a 14-0 start. A season later, on Nov. 25, 2011, UCF earned one of the biggest wins in program history, topping defending national champion No. 4 UConn in the Battle 4 Atlantis tournament.

The Knights' time in Conference USA came to an end in 2012-13, with UCF moving to the American Athletic Conference for the 2013-14 campaign. The Jones-led Knights were unable to produce a winning season, which in turn resulted in the keys to the program turning over to Johnny Dawkins, who had won a pair of NIT championships at Stanford. Dawkins brought the team back to a competitive state immediately, reaching the NIT semifinals his first season in 2016-17. The Black and Gold didn't stop there as Dawkins took the team to the NCAA Tournament in 2018-19 for the first time since 2005 after a 24-8 season. That campaign included an upset win over No. 9 Houston, breaking the Cougars' 33-home game winning streak. The Knights advanced to the second round of the NCAA Tournament after beating VCU 73-58, representing the first NCAA Tournament victory in program history.

Dawkins and the Knights wrapped up their time in The American with an NIT appearance at the conclusion of the 2022-23 season. UCF's season was highlighted by the 67-49 defeat of the Gators in Gainesville in the first round of the postseason tournament, the program's first road victory against Florida. The 2023 season wrapped up with Taylor Hendricks becoming the team's first lottery and first-round pick, as well as Dawkins earning a nod to the National Collegiate Basketball Hall of Fame for his playing days at Duke.

UCF announcement of commiting to the Big 12 in the fall of 2021 caused excitement to ripple through Knight Nation. The Black and Gold's first campaign as memebers of the league saw plenty of excitement, including winning the conference home opener against No. 3 Kansas, resulting in a court storm. A trio of ranked wins was the most in program history and propelled the Knights to a second consecutive NIT berth, the fourth postseason appearance with Dawkins at the helm in his eight seasons.

Darius Johnson at Big 12 Men's Basketball Media Day in 2023

Independent	American South	Sun Belt	Independent	Atlantic Sun	Conference USA	American Athletic	Big 12
1984-90	1990-91	1991-92	1992-93	1993-05	2005-13	2013-23	2023-present

NUMERICAL ROSTER

No.	Name	Pos.	Ht.	Wt.	Yr.	Hometown / High School (Previous Schools)
0	Jeremy Foumena	C	6-11	250	R-Jr.	Montreal, Québec, Canada / Orangeville Prep (Mississippi St./Rhode Island)
1	Themus Fulks	G	6-2	185	5th	Winston-Salem, N.C. / Moravian Prep (Milwaukee/Louisiana/South Carolina St.)
2	Riley Kugel	G	6-5	210	Sr.	Orlando, Fla. / Dr. Phillips (Mississippi St./Florida)
3	George Beale Jr.	G	6-4	200	Sr.	Suffolk, Va. / King's Fork High (Hampton/Norfolk St.)
4	Jamichael Stillwell	F	6-8	245	Sr.	Atlanta, Ga. / Elevation Prep (Milwaukee)
5	Kris Parker	G	6-9	201	R-So.	Tallahassee, Fla. / Crossroad Academy (Villanova)
7	John Bol	C	7-2	210	So.	Boma, South Sudan / Overtime Elite (Ole Miss)
9	Elijah Hulsewe	C	7-0	270	R-Jr.	Orlando, Fla. / Windermere Prep (Bethune-Cookman)
11	Carmelo Pacheco	G	6-5	190	Jr.	Harrisonburg, Va. / Spotswood (Mount St. Mary's)
22	Chris Johnson	G	6-5	196	Jr.	Houston, Texas / Montverde Academy (Stephen F. Austin/Texas)
24	Zach Johnson	G	6-6	205	Fr.	Southern Pines, N.C. / IV Greatness Academy
30	Tanner Jones	G	6-4	190	Fr.	Memphis, Tenn. / IMG Academy
33	Poohpha Warakulnukroh	G	5-11	177	R-Sr.	Bangkok, Thailand / Montverde Academy
35	Devan Cambridge	F	6-6	210	6th	Nashville, Tenn. / Hillcrest Prep (Texas Tech/Arizona St./Auburn)
99	Jordan Burks	F	6-9	205	Jr.	Decatur, Ala. / Hillcrest Prep (Georgetown/Kentucky)

ALPHABETICAL ROSTER

No.	Name	Pos.	Ht.	Wt.	Yr.	Hometown / High School (Previous School)
3	George Beale Jr.	G	6-4	200	Sr.	Suffolk, Va. / King's Fork High (Hampton/Norfolk St.)
7	John Bol	C	7-2	210	So.	Boma, South Sudan / Overtime Elite (Ole Miss)
99	Jordan Burks	F	6-9	205	Jr.	Decatur, Ala. / Hillcrest Prep (Georgetown/Kentucky)
35	Devan Cambridge	F	6-6	210	6th.	Nashville, Tenn. / Hillcrest Prep (Texas Tech/Arizona St./Auburn)
0	Jeremy Foumena	C	6-11	250	R-Jr.	Montreal, Québec, Canada / Orangeville Prep (Mississippi St./Rhode Island)
1	Themus Fulks	G	6-2	185	5th	Winston-Salem, N.C. / Moravian Prep (Milwaukee/Louisiana/South Carolina St.)
9	Elijah Hulsewe	C	7-0	270	R-Jr.	Orlando, Fla. / Windermere Prep (Bethune-Cookman)
22	Chris Johnson	G	6-5	196	Jr.	Houston, Texas / Montverde Academy (Stephen F. Austiin, Texas)
24	Zach Johnson	G	6-6	205	Fr.	Southern Pines, N.C. / IV Greatness Academy
30	Tanner Jones	G	6-4	190	Fr.	Memphis, Tenn. / IMG Academy
2	Riley Kugel	G	6-5	210	Sr.	Orlando, Fla. / Dr. Phillips (Mississippi St./Florida)
11	Carmelo Pacheco	G	6-5	190	Jr.	Harrisonburg, Va. / Spotswood (Mount St. Mary's)
5	Kris Parker	G	6-9	201	R-So.	Tallahassee, Fla. / Crossroad Academy (Villanova)
4	Jamichael Stillwell	F	6-8	245	Sr.	Atlanta, Ga. / Elevation Prep (Milwaukee)
33	Poohpha Warakulnukroh	G	5-11	177	R-Sr.	Bangkok, Thailand / Montverde Academy

COACHING AND SUPPORT STAFF

Head Coach	Johnny Dawkins (Duke, 1986) - 10th Season
Associate Head Coach	Robbie Laing (Troy, 1982) - 10th Season
Assistant Coach/Recruiting Coordinator	Tyson Waterman (Winthrop, 2000) - Third Season
Assistant Coach	Adam Hood (Air Force, 2008) - Second Season
Assistant Coach	Dwayne Anderson II (Villanova, 2009) - First Season
Chief of Staff	Kelvin Johnson (Richmond, 1985) - Ninth Season
Director of Operations	Jeff Chapman (Wichita State, 2016) - First Season
Director of Player Development	Ashtyn Bradley (Long Island, 2020) - Second Season
Executive Assistant	Kylee Pufko (Miami, 2023) - Second Season
Video Coordinator	Tyler Kriminger (UCF, 2023) - Third Season
Head Strength Coach	Charles Stephenson (Virginia, 1989) - Fifth Season
Athletic Trainer	Matthew Kabay (Waynesburg, 2014) - Second Season
Assoc. Director of Equipment	John Whitford (Manchester, 1995) - 22nd Season

PRONUNCIATION GUIDE

#	Player Name	First Name	Last Name
0	Jeremy Foumena	--	foo-ME-nah
2	Riley Kugel	--	KOO-gull
7	John Bol	--	bohl
9	Elijah Hulsewe	--	Hul-SUHway
11	Carmelo Pacheco	--	PA-check-oh
30	Poohpha Warakulnukroh	Pooh-pa	War-uh-COOL-nuh-crow
AHC	Robbie Laing	--	Lang

TV/RADIO ROSTER

#0 - Jeremy Foumena
C • R-Jr. • 6-11
Montreal, Québec, Canada



#1 - Themus Fulks
G • 5th • 6-2
Winston-Salem, N.C.



#2 - Riley Kugel
G • Sr. • 6-5
Orlando, Fla.

#3 - George Beale Jr.
G • Sr. • 6-4
Suffolk, Va.

#4 - Jamichael Stillwell
F • Sr. • 6-8
Atlanta, Ga.

#5 - Kris Parker
G • R-So. • 6-9
Tallahassee, Fla.

#7 - John Bol
C • So. • 7-2
Boma, South Sudan

#9 - Elijah Hulsewe
C • R-Jr. • 7-0
Orlando, Fla.



#11 - Carmelo Pacheco
G • Jr. • 6-5
Harrisonburg, Va.



#22 - Chris Johnson
G • Jr. • 6-5
Houston, Texas

#24 - Zach Johnson
G • Fr. • 6-6
Southern Pines, N.C.

#30 - Tanner Jones
G • Fr. • 6-4
Memphis, Tenn.

#33 - Poohpha Warakulnukroh
G • R-Sr. • 5-11
Bangkok, Thailand



#35 - Devan Cambridge
F • 6th • 6-6
Nashville, Tenn.



#99 - Jordan Burks
F • Jr. • 6-9
Decatur, Ala.

Johnny Dawkins
Head Coach
10th Season

Robbie Laing
Associate Head Coach
10th Season

Tyson Waterman
Assistant Coach/Recruiting Coordinator
Third Season

Adam Hood
Assistant Coach
Second Season

Dwayne Anderson II
Assistant Coach
First Season

Kelvin Johnson
Cheif of Staff
Ninth Season

2025-26 SCHEDULE

Day	*Date*	*Opponent*	*Location*	*Time*	*TV*
Tue.	Oct. 21	at Duke (Exhibition)	Durham, N.C.	7 p.m.	ACCNX
Sun.	**Oct. 26**	**LSU (Exhibition)**	**Addition Financial Arena**	**12 p.m.**	**ESPN+**
Mon.	**Nov. 3**	**Hofstra**	**Addition Financial Arena**	**8 p.m.**	**ESPN+**
Sat.	**Nov. 8**	**Vanderbilt**	**Addition Financial Arena**	**4 p.m.**	**ESPN+**
Tue.	**Nov. 11**	**Florida A&M**	**Addition Financial Arena**	**7 p.m**	**ESPN+**
Fri.	Nov. 14	at Texas A&M	College Station, Texas	8 p.m.	SECN+
Mon.	**Nov. 17**	**Oakland**	**Addition Financial Arena**	**7 p.m.**	**ESPN+**
Thu.	Nov. 20	vs. Pitt ^	Daytona Beach, Fla.	7 p.m.	ESPN2
Tue.	**Nov. 25**	**Quinnipiac**	**Addition Financial Arena**	**7 p.m.**	**ESPN+**
Sat.	**Nov. 29**	**VMI**	**Addition Financial Arena**	**1 p.m.**	**ESPN+**
Sun.	**Dec. 7**	**Towson**	**Addition Financial Arena**	**4 p.m.**	**ESPN+**
Wed.	**Dec. 17**	**Mercer**	**Addition Financial Arena**	**7 p.m.**	**ESPN+**
Sat.	**Dec. 20**	**Florida Gulf Coast**	**Addition Financial Arena**	**TBD**	**ESPN+**
Tue.	Dec. 23	Florida Atlantic &	Kissimmee, Fla.	TBD	-
Sat.	**Jan. 3**	**Kansas ***	**Addition Financial Arena**	**2 p.m.**	**Peacock**
Tue.	Jan. 6	at Oklahoma State *	Stillwater, Okla.	8 p.m.	ESPN+
Sun.	**Jan. 11**	**Cincinnati ***	**Addition Financial Arena**	**5 p.m.**	**ESPN2**
Wed.	Jan. 14	at Kansas State *	Manhattan, Kan.	8 p.m.	Peacock
Sat.	**Jan. 17**	**Arizona ***	**Addition Financial Arena**	**4 p.m.**	**ESPN/2/U**
Tue.	Jan. 20	at Iowa State *	Ames, Iowa	7 p.m.	CBSSN
Sat.	Jan. 24	at Colorado *	Boulder, Colo.	3 p.m.	ESPN+
Tue.	**Jan. 27**	**Arizona State ***	**Addition Financial Arena**	**7 p.m.**	**ESPN+**
Sat.	**Jan. 31**	**Texas Tech ***	**Addition Financial Arena**	**12 p.m.**	**ESPN2**
Wed.	Feb. 4	at Houston *	Houston, Texas	7 p.m.	CBSSN
Sun.	Feb. 8	at Cincinnati *	Cincinnati, Ohio	2 p.m.	CBSSN
Sat.	**Feb. 14**	**West Virginia ***	**Addition Financial Arena**	**6 p.m.**	**FS1**
Tue.	**Feb. 17**	**TCU ***	**Addition Financial Arena**	**7 p.m.**	**ESPN+**
Sat.	Feb. 21	at Utah*	Salt Lake City, Utah	9 p.m.	ESPN+
Tue.	Feb. 24	at BYU *	Provo, Utah	11 p.m.	11 p.m.
Sat.	**Feb. 28**	**Baylor ***	**Addition Financial Arena**	**8 p.m.**	**FS1**
Tue.	**Mar. 3**	**Oklahoma State ***	**Addition Financial Arena**	**7 p.m.**	**ESPN+**
Fri.	Mar. 6	at West Virginia *	Morgantown, W.Va.	8 p.m.	CBSSN
	Mar. 10-14	Big 12 Conference Championship	Kansas City, Mo.	-	-

^ - Legends Classic
& - Festiball
** - Big 12 Conference contest*
Home Contests are in bold
All times listed Eastern
Schedule is subject to change

2025-26 SCHEDULE

Hofstra
Nov. 3

School Location ..... Hempstead, New York
Head Coach ..... Speedy Claxton (5th Season)
'24-'25 Record ..... 15-18 (6-12 CAA)
'24-'25 Postseason ..... CAA Second Round
'24-'25 Final NET 217
'24-'25 Final KenPom/ESPN BPI 218/205
Last NCAA Tournament App. 2001
Total NCAA Tournament Apps. 4
Series with UCF ..... First Meeting
Last Meeting ..... N/A
X ..... @HofstraMBB

Vanderbilt
Nov. 8

School Location ..... Nashville, Tenn.
Head Coach ..... Mark Byington (2nd Season)
'24-'25 Record ..... 20-13 (8-10 SEC)
'24-'25 Postseason ..... NCAA First Round
'24-'25 Final NET 47
'24-'25 Final KenPom/ESPN BPI 48/55
Last NCAA Tournament App. 2025
Total NCAA Tournament Apps. 16
Series with UCF ..... First Meeting
Last Meeting ..... N/A
X ..... @VandyMBB

Florida A&M
Nov. 11

School Location ..... Tallahassee, Fla.
Head Coach ..... Charlie Ward (4th Season)
'24-'25 Record ..... 14-17 (10-8 SWAC)
'24-'25 Postseason ..... SWAC Second Round
'24-'25 Final NET 321
'24-'25 Final KenPom/ESPN BPI 317/328
Last NCAA Tournament App. 2007
Total NCAA Tournament Apps. 3
Series with UCF ..... UCF leads 9-6
Last Meeting ..... Dec. 21, 2023; UCF 69-56
X ..... @FAMU_MBB

Texas A&M
Nov. 19

School Location ..... College Station, Texas
Head Coach ..... Bucky McMillan (1st Season)
'24-'25 Record ..... 23-11 (11-7 SEC)
'24-'25 Postseason ..... NCAA Second Round
'24-'25 Final NET 20
'24-'25 Final KenPom/ESPN BPI 18/23
Last NCAA Tournament App. 2025
Total NCAA Tournament Apps. 17
Series with UCF ..... UCF leads 1-0
Last Meeting ..... Nov. 4, 2024; UCF 64-61
X ..... @aggiembk

Oakland
Nov. 20

School Location ..... Rochester, Mich.
Head Coach ..... Greg Kampe (42nd Season)
'24-'25 Record ..... 16-18 (11-9 Horizon League)
'24-'25 Postseason ..... Horizon League Third Round
'24-'25 Final NET 187
'24-'25 Final KenPom/ESPN BPI 174/204
Last NCAA Tournament App. 2024
Total NCAA Tournament Apps. 4
Series with UCF ..... First Meeting
Last Meeting ..... N/A
X ..... @OaklandMBB

vs. Pittsburgh
Nov. 24

School Location ..... Pittsburgh, Pa.
Head Coach ..... Jeff Capel III (8th Season)
'24-'25 Record ..... 17-15 (8-12 ACC)
'24-'25 Postseason ..... ACC First Round
'24-'25 Final NET 61
'24-'25 Final KenPom/ESPN BPI 63/53
Last NCAA Tournament App. 2023
Total NCAA Tournament Apps. 27
Series with UCF ..... Pittsburgh leads 1-0
Last Meeting ..... Mar. 19, 2004; Pittsburgh 55-44
X ..... @Pitt_MBB

Quinnipiac
Nov. 25

School Location ..... Hamden, Conn.
Head Coach ..... Tom Pecora (3rd Season)
'24-'25 Record ..... 20-13 (15-5 MACC)
'24-'25 Postseason ..... MACC Second Round
'24-'25 Final NET 193
'24-'25 Final KenPom/ESPN BPI 213/201
Last NCAA Tournament App. ..... N/A
Total NCAA Tournament Apps. ..... N/A
Series with UCF ..... First Meeting
Last Meeting ..... N/A
X ..... @QU_MBB

VMI
Nov. 29

School Location ..... Lexington, Va..
Head Coach ..... Andrew Wilson (4th Season)
'24-'25 Record ..... 15-19 (7-11 SoCon)
'24-'25 Postseason ..... SoCon Third Round
'24-'25 Final NET 294
'24-'25 Final KenPom/ESPN BPI 287/324
Last NCAA Tournament App. 1977
Total NCAA Tournament Apps. 3
Series with UCF ..... UCF leads 1-0
Last Meeting ..... Dec. 28, 1978; UCF 108-91
X ..... @VMI_Basketball

Towson
Dec. 7

School Location ..... Towson, Md.
Head Coach ..... Pat Skerry (15th Season)
'24-'25 Record ..... 22-11 (16-2 CAA)
'24-'25 Postseason ..... CAA Second Round
'24-'25 Final NET 145
'24-'25 Final KenPom/ESPN BPI 152/146
Last NCAA Tournament App. 1991
Total NCAA Tournament Apps. 2
Series with UCF ..... Towson leads 1-0
Last Meeting ..... Jan. 3, 1983; Towson 80-57
X ..... @Towson_MBB

Mercer
Dec. 17

School Location ..... Macon, Ga.
Head Coach ..... Ryan Ridder (2nd Season)
'24-'25 Record ..... 14-19 (6-12 SoCon)
'24-'25 Postseason ..... SoCon Second Round
'24-'25 Final NET 259
'24-'25 Final KenPom/ESPN BPI 258/245
Last NCAA Tournament App. 2014
Total NCAA Tournament Apps. 3
Series with UCF ..... UCF leads 18-13
Last Meeting ..... Nov. 10, 2017; UCF 88-79
X ..... @MercerMBB

FGCU
Dec. 20

School Location ..... Fort Myers, Fla.
Head Coach ..... Pat Chambers (15th Season)
'24-'25 Record ..... 19-15 (13-5 ASUN)
'24-'25 Postseason ..... CBI Semifinals
'24-'25 Final NET 179
'24-'25 Final KenPom/ESPN BPI 179/188
Last NCAA Tournament App. 2017
Total NCAA Tournament Apps. 3
Series with UCF ..... UCF leads 1-0
Last Meeting ..... Dec. 21, 2002; UCF 68-63
X ..... @FGCU_MBB

vs. Florida Atlantic
Dec. 23

School Location ..... Boca Raton, Fla.
Head Coach ..... John Jakus (2nd Season)
'24-'25 Record ..... 18-16 (10-8 The American)
'24-'25 Postseason ..... NIT First Round
'24-'25 Final NET 113
'24-'25 Final KenPom/ESPN BPI 116/103
Last NCAA Tournament App. 2024
Total NCAA Tournament Apps. 3
Series with UCF ..... UCF leads 23-10
Last Meeting ..... Nov. 12, 2024; UCF 100-94
X ..... @FAUMBB

Kansas
Jan. 3

School Location ..... Lawrence, Kan.
Head Coach ..... Bill Self (23nd Season)
'24-'25 Record 21-13 (11-9)
'24-'25 Postseason ..... NCAA First Round
'24-'25 Final NET 19
'24-'25 Final KenPom/ESPN BPI 24/14
Last NCAA Tournament App. 2025
Total NCAA Tournament Apps. 53
Series with UCF ..... Kansas leads 3-1
Last Meeting ..... Mar. 12, 2025; Kansas 98-94 (OT)
X ..... @KUHoops

Oklahoma State
Jan. 6, March 3

School Location ..... Stillwater, Okla.
Head Coach ..... Steve Lutz (2nd Season)
'24-'25 Record 17-18 (7-13)
'24-'25 Postseason ..... NIT Quarterfinals
'24-'25 Final NET 92
'24-'25 Final KenPom/ESPN BPI 97/102
Last NCAA Tournament App. 2021
Total NCAA Tournament Apps. 29
Series with UCF ..... UCF leads 4-1
Last Meeting ..... Mar. 5, 2025; UCF 83-70
X ..... @OSUMBB

Cincinnati
Jan. 11, Feb. 8

School Location ..... Cincinnati, Ohio
Head Coach ..... Wes Miller (5th Season)
'24-'25 Record 19-16 (7-13)
'24-'25 Postseason ..... The Crown Second Round
'24-'25 Final NET 49
'24-'25 Final KenPom/ESPN BPI 55/41
Last NCAA Tournament App. 2019
Total NCAA Tournament Apps. 33
Series with UCF ..... Cincinnati leads 18-6
Last Meeting ..... Apr. 3, 2025; UCF 88-80
X ..... @GoBearcatsMBB

Kansas State
Jan. 14

School Location ..... Manhattan, Kan.
Head Coach ..... Jerome Tang (4rd Season)
'24-'25 Record 16-17 (9-11)
'24-'25 Postseason ..... Big 12 Second Round
'24-'25 Final NET 76
'24-'25 Final KenPom/ESPN BPI 65/65
Last NCAA Tournament App. 2023
Total NCAA Tournament Apps. 32
Series with UCF ..... Kansas State leads 3-1
Last Meeting ..... Feb. 26, 2025; UCF 80-76
X ..... @KStateMBB

Arizona
Jan. 17

School Location ..... Tucson, Ariz.
Head Coach ..... Tommy Lloyd (5th Season)
'24-'25 Record 24-13 (14-6)
'24-'25 Postseason ..... NCAA Sweet 16
'24-'25 Final NET 10
'24-'25 Final KenPom/ESPN BPI 13/9
Last NCAA Tournament App. 2025
Total NCAA Tournament Apps. 39
Series with UCF ..... Arizona leads 1-0
Last Meeting ..... Jan. 11, 2025; Arizona 88-80
X ..... @ArizonaMBB

Iowa State
Jan. 20

School Location ..... Ames, Iowa
Head Coach ..... T.J. Otzelberger (5th Season)
'24-'25 Record 25-10 (13-7)
'24-'25 Postseason ..... NCAA Second Round
'24-'25 Final NET 12
'24-'25 Final KenPom/ESPN BPI 11/7
Last NCAA Tournament App. 2025
Total NCAA Tournament Apps. 24
Series with UCF ..... Iowa State leads 3-0
Last Meeting ..... Feb. 11, 2025; Iowa State 77-65
X ..... @CycloneMBB

Colorado
Jan. 24

School Location ..... Boulder, Colo.
Head Coach ..... Tad Boyle (16th Season)
'24-'25 Record 14-21 (3-17)
'24-'25 Postseason ..... The Crown First Round
'24-'25 Final NET 87
'24-'25 Final KenPom/ESPN BPI 87/85
Last NCAA Tournament App. 2024
Total NCAA Tournament Apps. 16
Series with UCF ..... Series tied 2-2
Last Meeting ..... Feb. 15, 2025; Colorado 76-63
X ..... @CUBuffsMBB

Arizona State
Jan. 27

School Location ..... Tempe, Ariz.
Head Coach ..... Bobby Hurley (11th Season)
'24-'25 Record 13-20 (4-16)
'24-'25 Postseason ..... The Crown First Round
'24-'25 Final NET 75
'24-'25 Final KenPom/ESPN BPI 73/78
Last NCAA Tournament App. 2023
Total NCAA Tournament Apps. 17
Series with UCF ..... UCF leads 1-0
Last Meeting ..... Jan. 14, 2025; UCF 95-89
X ..... @SunDevilHoops

Texas Tech
Jan. 31

School Location ..... Lubbock, Texas
Head Coach ..... Grant McCasland (3nd Season)
'24-'25 Record 28-9 (15-5)
'24-'25 Postseason ..... NCAA Elite Eight
'24-'25 Final NET 8
'24-'25 Final KenPom/ESPN BPI 9/10
Last NCAA Tournament App. 2025
Total NCAA Tournament Apps. 21
Series with UCF ..... UCF leads 2-1
Last Meeting ..... Dec. 31, 2024; UCF 87-83
X ..... @TexasTechMBB

Houston
Feb. 4

School Location ..... Houston, Tex.
Head Coach ..... Kelvin Sampson (12th Season)
'24-'25 Record 35-5 (19-1)
'24-'25 Postseason ..... NCAA National Championship
'24-'25 Final NET 2
'24-'25 Final KenPom/ESPN BPI 2/2
Last NCAA Tournament App. 2025
Total NCAA Tournament Apps. 26
Series with UCF ..... Houston leads 25-11
Last Meeting ..... Jan. 18, 2025; Houston 69-68
X ..... @UHCougarMBK

West Virginia
Feb. 14 March 6

School Location ..... Morgantown, W.V.a
Head Coach ..... Ross Hodge (1st Season)
'24-'25 Record 19-13 (10-10)
'24-'25 Postseason ..... Big 12 First Round
'24-'25 Final NET 50
'24-'25 Final KenPom/ESPN BPI 53/54
Last NCAA Tournament App. 2023
Total NCAA Tournament Apps. 31
Series with UCF ..... West Virginia leads 3-1
Last Meeting ..... Mar. 8, 2025; West Virginia 72-65
X ..... @WVUhoops

TCU
Feb. 17

School Location ..... Fort Worth, Texas
Head Coach ..... Jamie Dixon (10th Season)
'24-'25 Record 16-16 (9-11)
'24-'25 Postseason ..... Big 12 First Round
'24-'25 Final NET 78
'24-'25 Final KenPom/ESPN BPI 86/69
Last NCAA Tournament App. 2024
Total NCAA Tournament Apps. 11
Series with UCF ..... Series tied 2-2
Last Meeting ..... Mar. 1, 2025; TCU 89-78
X ..... @TCUBasketball

Utah
Feb. 21

School Location ..... Salt Lake City, Utah
Head Coach ..... Alex Jensen (1st Season)
'24-'25 Record 16-17 (8-12)
'24-'25 Postseason ..... The Crown First Round
'24-'25 Final NET 72
'24-'25 Final KenPom/ESPN BPI 76/61
Last NCAA Tournament App. 2016
Total NCAA Tournament Apps. 29
Series with UCF ..... UCF leads 3-0
Last Meeting ..... Mar. 11, 2025, UCF 87-72
X ..... @UtahMBB

BYU
Feb. 24

School Location ..... Provo, Utah
Head Coach ..... Kevin Young (2nd Season)
'24-'25 Record 26-10 (14-6)
'24-'25 Postseason ..... NCAA Sweet 16
'24-'25 Final NET 26
'24-'25 Final KenPom/ESPN BPI 26/26
Last NCAA Tournament App. 2025
Total NCAA Tournament Apps. 32
Series with UCF ..... BYU leads 4-0
Last Meeting ..... Feb 1, 2025; BYU 81-75
X ..... @BYUMBB

Baylor
Feb. 28

School Location ..... Waco, Texas
Head Coach ..... Scott Drew (23rd Season)
'24-'25 Record 20-15 (10-10)
'24-'25 Postseason ..... NCAA Second Round
'24-'25 Final NET 31
'24-'25 Final KenPom/ESPN BPI 30/20
Last NCAA Tournament App. 2025
Total NCAA Tournament Apps. 17
Series with UCF ..... Baylor leads 2-0
Last Meeting ..... Feb. 8, 2025; Baylor 91-76
X ..... @BaylorMBB

MEDIA INFORMATION

2025-26 UCF MEN'S BASKETBALL

UCF STRATEGIC COMMUNICATIONS

The strategic communications office for UCF Athletics appreciates your coverage of the Knights men's basketball program and is available to assist the media throughout the 2025-26 season.

Mailing Address
Roth Athletics Center
4192 North Orion Blvd.
Orlando, FL 32816

MEN'S BASKETBALL CONTACTS

JENNA OSBORN
Associate Director, Strategic Communications
Primary Contact

Cell: .....(937) 844-9473
Email: .....josborn@athletics.ucf.edu

AIDEN KOCOL
Strategic Communications Assistant(T&F, WTEN)
Secondary Contact

Email: .....akocol@athletics.ucf.edu

STRATEGIC COMMUNICATIONS STAFF

Adam Widman
Senior Associate AD, Brand Communications
Admin, Football

Ken Landis
Assistant AD
Football, Spirit

James Warnick
Associate Director
Women's Soccer, Baseball

Ryan Ladika
Assistant Director
Men's Soccer, Softball

Alex Clough
Assistant Director
Volleyball, Women's Basketball, Men's Golf

Franki Noble
Strategic Communications Assistant
Men's Tennis, Rowing

INTERVIEW POLICY

UCF student-athletes and coaches will be available to the media throughout the 2025-26 season, but all interviews must be coordinated through Jenna Osborn in the UCF Athletics Strategic Communications office.

Please do not attempt to contact players, coaches or other team personnel directly by any means of communication, including personal phone numbers, email addresses and/or social media accounts.

GAME CREDENTIALS

Media wishing to cover UCF men's basketball games during the 2025-26 season may submit a request through the online media credentialing platform, Sports Systems, by visiting UCFknights.com/UCFMBB2526Credentials.

Credentials are non-transferrable. The UCF Athletics Strategic Communications office reserves the right to revoke any credential: (1) used by an individual other than the one to whom it was granted; and (2) any individual who refuses to comply with media and/or photography guidelines. UCF Athletics reserves the right to refuse, revoke or terminate a credential at any time.

Media will call at Addition Financial Arena is located underneath the stairwell on West Plaza Dr., just south of the loading dock. It will open two hours prior to tipoff.

WEEKLY PRESS CONFERENCES

Press conferences with UCF head coach Johnny Dawkins and select student-athletes will be held weekly, unless otherwise noted. The pressers will be posted to UCF Athletics' official YouTube page following the event.

PRACTICE COVERAGE

Practices will be closed to the media throughout the 2025-26 season unless otherwise stated. UCF head coach Johnny Dawkins and select student-athletes will be available to the media following practices.

GAMEDAY PARKING

Media members covering UCF basketball games park in Garage F, located directly north of Addition Financial Arena, between the arena and John Euliano Park. Parking passes will be emailed to credentialed media that are valid for the entire season.

MEDIA SERVICES

All statistical information will be available online at ucfknights.com or ucf.statbroadcast.com.

POSTGAME PRESS CONFERENCE

Postgame press conferences with head coach Johnny Dawkins and select student-athletes will be held following every game in the media room at Addition Financial Arena.

The media room is located in the west hallway, directly next to the media work room. Specific player requests can be made to Jenna Osborn approximately 10 minutes prior to the end of the second half via email.

ROAD GAME CREDENTIALS

Working press wishing to cover UCF on the road should make credential requests to Jenna Osborn at the earliest convenience.

Media Outlets

Print
Orlando Sentinel
Matt Murschel, Beat Reporter

Sanford Herald
Dean Smith, Sports Editor

Online
Sons of UCF
Trace Trylko

Rivals.com
Brandon Helwig

Black & Gold Banneret
Kyle Nash

FAAZ Sports
Sean Russell

Television
WESH (NBC)
Daren Stoltzfus, Sports Director

WFTV (ABC)
Alex Walker, Sports Anchor

WKMG NEWS 6 (CBS)
Jamie Seh, Sports Director

WOFL-TV (FOX)
Jessica Eley, Sports Reporter

Spectrum News
Danielle Stein, Sports Reporter

Radio
96.9 The Game
96.9 FM / 740 AM
Marc Daniels - "The Voice of The Knights"

Knight Talk - UCF's in-season radio show
96.9 The Game
Hosted by Marc Daniels
Broadcasting live from Miller's Ale House every Thursday unless otherwise noted, beginning Jan. 8 and running through the end of the regular season.

FM 96.9 The Game is the home of the UCF Knights. Catch Knights football, basketball and baseball games on FM 96.9, AM 740 and iHeart Radio. Download the app for free at 969thegame.com.

fm 96.9 the game
am740 iHeartRADIO
HOME OF THE UCF KNIGHTS

Marc Daniels
Director of Broadcasting
31st Season
One of the area's most recognized and respected media personalities, Marc Daniels has been seen and heard in Orlando for well over 30 years. The 2025-26 sports season is Daniels' 31st year calling UCF games as the longtime play-by-play voice for football, basketball, baseball and other sports as well as hosting additional program on multiple platforms and serving as a UCF ambassador and emcee at numerous events throughout the year.

In addition to his roles as Director of Broadcasting and play-by-play voice, Daniels is the host of "The Beat of Sports" radio show on UCF's flagship radio station 96.9FM/740AM The Game/WYGM in Orlando. The show can be heard weekdays from 8:30 a.m. until noon.

Daniels has broadcast some of UCF's biggest moments in the program's history and has called every UCF football game since 1995, a streak well over 300 consecutive games. His 31 years at UCF is longest of any school's radio voice in the state of Florida.

He was enshrined in the UCF Athletics Hall of Fame as part of the Class of 2023.

Daniels was born in New York and grew up in south Florida. He has lived in Orlando since 1989 and is married with two daughters.

THE PLAYERS

2025-26 UCF MEN'S BASKETBALL

0 Jeremy FOUMENA

Center / Redshirt Junior / 6-11 / 250
Montreal, Québec, Canada / Orangeville Prep / Mississippi State / Rhode Island

@jfoumena
@Jfoumena1

REDSHIRT SOPHOMORE (2024-25, AT MISSISSIPPI STATE)

- Saw action in nine outings for the Bulldogs
- Tallied 10 points on the campaign, shooting 75% from behind the free throw line and 33.3% from the field

REDHSIRT FRESHMAN (2023-24, AT RHODE ISLAND)

- Appeared in 28 games off the bench for the Rhodys, where he averaged 5.3 points and 3.5 rebounds per game
- In just his second collegiate outing against Fairfield on Nov. 9, 2023, he posted 14 points, six rebounds and four assists
- Fired a season's best 16 points against Wagner on Nov. 14, 2023, going 8-of-14 from the field while tacking on seven rebounds
- Secured his first career double-double against New Hampshire on Dec. 12, 2023, with a 12-point, 10-rebound performance
- Tacked on a trio of eight-point efforts at St. Bonaventure on Jan. 17, at George Mason on Jan. 27 and against La Salle on Jan. 31, 2024
- Notched five double-digit scoring games, four of those coming during the Rams' non-conference matchups
- Shot an impressive 52.54% during the season, going 62-of-118 from the field, while logging a 32% clip from long range
- Posted an Atlantic 10 conference season-high against Fordham on Jan. 24, 2024, with 13 points and two blocks

FRESHMAN (2022-23, AT RHODE ISLAND)

- Redshirted the season

HIGH SCHOOL

- Coached by Tony McIntyre at one of Canada's premier programs, Orangeville Prep, in the Toronto area
- As a senior, he averaged a double-double during his senior season
- The Orangeville Prep program has developed numerous NBA players, including Jamal Murray
- Played the AAU circuit for the Georgia Stars

COLLEGE PATH

2022-23: Freshman - Rhode Island
2023-24: Redshirt Freshman - Rhode Island
2024-25: Redshirt Sophomore - Mississippi State
2025-26: Redshirt Junior - UCF

CAREER HIGHS

Points	16	Wagner (11/24/23)
Rebounds	10	at New Hampshire (12/21/23)
Assists	4	Fairfield (11/09/23)
Steals	1	5x, last George Washington (2/6/24)
Blocks	2	5x, last vs. Fordham (1/24/24)
FGs Made	8	Wagner (11/24/23)
FGs Attempted	14	Wagner (11/24/23)
3-Pt. FGs Made	1	9x, last vs. UNLV (11/28/24)
3-Pt. FGs Attempted	3	Fordham (1/24/24)
FTs Made	3	2x, last vs. West Georgia (11/4/24)
FTs Attempted	8	Central Conn. St. (11/6/23)

2024-25 GAME HIGHS

Points	3	vs. UNLV (11/28/24)
Rebounds	1	LSU (3/12/25)
Assists	1	Central Michigan (12/17/24)
Steals		
Blocks	1	2x, last vs. LSU (3/12/25)
FGs Made	1	3x, last Pitt (12/4/24)
FGs Attempted	3	vs. UNLV (11/28/24)
3-Pt. FGs Made	1	vs. UNLV (11/28/24)
3-Pt. FGs Attempted	2	vs. UNLV (11/28/24)
FTs Made	3	West Georgia (11/4/24)
FTs Attempted	4	West Georgia (11/4/24)

DID YOU KNOW?

Major: General Study
Favorite pro athlete: Giannis Antetokounmpo
Favorite pro team: Paris St-Germain
Pre-game ritual: taps on my chest
Favorite food: Pasta
Favorite off-day activity: Playing video games
Fun fact: My grandfather was 7'5
Hidden talent: Bilingual (French)

MISCELLANEOUS

	2024-25	Career
10+ Points	-	5
20+ Points	-	-
30+ Points	-	-
5+ Rebounds	-	11
10+ Rebounds	-	1
3+ Three Pointers	-	-
5+ Assists	-	-
3+ Steals	-	-
3+ Blocks	-	-
Double-Doubles	-	1

Career Stats

SEASON	TEAM	GP	GS	MIN	AVG	FG	FGA	PCT	3FG	3FGA	PCT	FT	FTA	PCT	OFF	DEF	TOT	RPG	PF	FO	A	APG	TO	BLK	STL	PTS	PPG
2023-24	Rhode Island	28	0	359	12.82	62	118	.525	8	25	.320	16	42	.381	41	57	98	3.5	38	1	12	.43	17	14	5	148	5.3
2024-25	Mississippi St.	9	0	25	2.78	3	9	.333	1	6	.166	45	56	.750	2	3	5	0.5	6	0	1	.11	1	2	-	10	1.1
TOTAL		**37**	**0**	**385**	**10.41**	**65**	**127**	**.511**	**157**	**439**	**.290**	**225**	**281**	**.413**	**43**	**60**	**103**	**2.8**	**44**	**1**	**13**	**.35**	**18**	**16**	**5**	**158**	**4.3**

0 / Jeremy Foumena

2023-24 GAME-BY-GAME | R-FR. | RHODE ISLAND

Opponent	Date	GS	MIN	FG-A	3FG-A	FT-A	O-D-TOT	PF	A	TO	BLK	STL	PTS
Central Conn. St.	**11/6/23**		**15:13**	**2-4**	**0-1**	**2-8**	**3-1-4**	**0**	**0**	**1**	**1**	**0**	**6**
Fairfield	**11/9/23**		**15:58**	**5-10**	**1-2**	**3-4**	**4-2-6**	**3**	**4**	**3**	**0**	**0**	**14**
Wagner	**11/14/23**		**24:16**	**8-14**	**0-1**	**0-3**	**1-6-7**	**1**	**0**	**1**	**1**	**1**	**16**
vs. Northwestern^	11/18/23		18:58	1-1	1-1	0-0	1-4-5	2	0	0	0	0	3
vs. Washington State^	11/19/23		15:07	1-3	0-0	0-0	1-1-2	4	0	0	0	0	2
Johnson & Wales	**11/22/23**		**17:55**	**4-8**	**0-1**	**2-4**	**4-2-6**	**3**	**2**	**0**	**2**	**0**	**10**
Yale	**11/26/23**		**6:24**	**1-3**	**1-2**	**0-0**	**1-0-1**	**0**	**0**	**0**	**0**	**0**	**3**
at Providence	12/2/23		18:39	2-4	0-0	0-0	3-2-5	2	0	0	0	1	4
Brown	**12/6/23**		**13:09**	**0-4**	**0-1**	**0-3**	**3-4-7**	**0**	**0**	**0**	**0**	**0**	**0**
at Charleston	12/10/23		15:12	4-7	0-0	0-0	3-2-5	3	0	1	1	0	8
vs. Delaware&	12/16/23		11:47	1-3	0-0	0-0	1-3-4	2	1	1	2	0	2
New Hampshire	**12/21/23**		**16:39**	**6-8**	**0-0**	**0-1**	**2-8-10**	**1**	**0**	**2**	**2**	**0**	**12**
Northeastern	**12/30/23**		**4:07**	**0-1**	**0-0**	**1-2**	**0-0-0**	**0**	**0**	**0**	**0**	**0**	**1**
Saint Joseph's*	**1/3/24**		**5:17**	**1-1**	**0-0**	**1-1**	**0-0-0**	**0**	**0**	**0**	**0**	**1**	**3**
at Davidson*	1/9/24		7:44	1-2	0-1	0-0	0-1-1	1	0	1	2	2	2
Massachusetts*	**1/28/21**		**11:55**	**3-4**	**0-1**	**0-0**	**2-1-3**	**5**	**0**	**1**	**0**	**0**	**6**
at St. Bonaventure*	1/17/24		18:07	4-5	0-0	0-2	1-4-5	3	1	0	0	0	8
at Dayton*	1/20/24		8:50	2-3	1-2	0-0	2-2-4	0	0	0	0	0	5
Fordham*	**1/24/24**		**23:20**	**5-7**	**1-3**	**2-5**	**2-3-5**	**0**	**1**	**1**	**2**	**0**	**13**
at George Mason*	1/27/24		7:39	3-5	1-2	1-3	1-3-4	3	0	0	0	0	8
La Salle*	**1/31/24**		**16:57**	**3-7**	**1-2**	**1-2**	**3-2-5**	**2**	**2**	**1**	**0**	**0**	**8**
Duquesne*	**2/3/24**		**10:57**	**1-3**	**0-1**	**0-0**	**1-1-2**	**1**	**1**	**2**	**1**	**1**	**2**
at George Washington*	2/6/24		5:13	0-1	0-0	1-2	1-1-2	0	0	0	0	1	1
at Massachussetts*	2/11/24		7:34	0-0	0-0	0-0	0-0-0	1	0	0	0	0	0
Loyola Chicago*	**2/18/24**		**4:35**	**0-1**	**0-1**	**0-0**	**0-0-0**	**0**	**0**	**0**	**0**	**0**	**0**
Richmond	**2/21/24**		**DNP**										
at La Salle*	2/25/24		14:46	2-6	1-2	0-0	0-3-3	1	0	1	0	0	5
at VCU*	2/28/24		21:59	2-3	0-1	2-2	1-1-2	0	0	1	0	0	6
Saint Louis	**03/2/24**		**DNP**										
George Mason	**3/6/24**		**DNP**										
at Fordham*	3/9/24		1:22	0-0	0-0	0-0	0-0-0	0	0	0	0	0	0
vs. Saint Louis	3/12/24		DNP										

*^- Hall of Fame Tip-Off &- Holiday Hoopfest * -Atlantic 10 Game*

2024-25 GAME-BY-GAME | R-SO. | MISSISSIPPI ST.

Opponent	Date	GS	MIN	FG-A	3FG-A	FT-A	O-D-TOT	PF	A	TO	BLK	STL	PTS
West Georgia	**11/4/24**		**3:38**	**0-2**	**0-2**	**3-4**	**0-0-0**	**2**	**0**	**1**	**0**	**0**	**3**
Georgia State	**11/8/24**		**4:49**	**1-2**	**0-1**	**0-0**	**0-1-1**	**2**	**0**	**0**	**1**	**1**	**2**
Southeastern La.	**11/12/24**		**2:03**	**0-0**	**0-0**	**0-0**	**1-0-1**	**1**	**0**	**0**	**0**	**0**	**0**
Utah !	11/17/24		DNP										
at SMU	11/22/24		DNP										
vs.UNLV&	11/28/24		5:26	1-3	1-2	0-0	0-0-0	1	0	0	0	0	0
vs. Butler &	11/29/24		DNP										
#18 Pitt	**12/4/24**		**1:34**	**1-1**	**0-0**	**0-0**	**0-0-0**	**0**	**0**	**0**	**0**	**0**	**0**
Prairie View A&M	12/8/24		DNP										
McNeese^	12/14/24		DNP										
Central Michigan^	12/17/24		2:09	0-0	0-0	0-0	0-0-0	1	0	0	0	0	0
at #21 Memphis	12/21/24		0:54	0-1	0-1	0-0	1-0-1	0	0	0	0	0	0
Bethune-Cookman	**1/1/25**		**DNP**										
South Carolina*	**1/4/25**		**2:22**	**0-0**	**0-0**	**0-0**	**0-1-1**	**0**	**0**	**0**	**0**	**0**	**0**
at Vanderbilt*	1/6/25		DNP										
#6 Kentucky*	**1/8/25**		**DNP**										
at #1 Auburn*	1/13/25		DNP										
#21 Ole Miss*	1/15/25		DNP										
at #6 Tennessee*	1/20/25		DNP										
at South Carolina*	1/23/25		DNP										
#4 Alabama*	**1/29/25**		**DNP**										
#20 Missouri*	**2/1/25**		**DNP**										
at Georgia*	2/8/25		DNP										
#3 Florida*	**2/11/25**		**DNP**										
at #19 Ole Miss*	2/15/25		DNP										
#7 Texas A&M*	**2/18/25**		**DNP**										
at Oklahoma*	2/22/25		DNP										
at #6 Alabama*	2/25/25		DNP										
LSU*	**2/24/25**		**DNP**										
Texas*	**3/4/25**		**DNP**										
at Arkansas*	3/8/25		DNP										
vs. LSU%	3/12/25		2:52	0-0	0-0	0-0	0-1-1		0	0	0	1	0
vs. #21 Missouri	3/13/25		DNP										
vs. Baylor $	3/21/25		DNP										

*!- Mid-South Showdown &- Arizona Tip-Off ^ - Magnolia Madness * - SEC Game % - SEC Championships $- NCAA Tournament*



1 Themus FULKS

Guard / Fifth Year / 6-2 / 185
Winston Salem, N.C. / Moravian Prep / Milwaukee

@ohyeahzero
@themus.1

REDSHIRT SENIOR (2024-25, AT MILWAUKEE)

- One of two players to start in all 32 outings for the Panthers
- Connected on 166 of his 348 field goal attempts to secure an NCAA-career best 47.7 field goal percentage and a career best three-point percentage of 25.9% going 14-of-54 from behind the arc
- Logged over 1,000 minutes on the campaign, averaging a team-high 34.1 minutes, the third most of any player across the Horizon League
- Scored double figures in 23 outings, logging 20 or more points on seven of those occasions, and was the game-high scorer 14 times
- His 80.5% clip from the free throw line (120-of-149) ranked him first on the Panthers and fifth in the Horizon League
- Led the Panthers in scoring, averaging 14.6 points per outing to total 466 points on the campaign
- Named Second Team All-Horizon League
- Earned a spot on the College Sports Communicators Academic All-District Team

REDSHIRT JUNIOR (2023-24, AT LOUISIANA LAFAYETTE)

- One of four players to finish the season averaging double figures in scoring with 10.6 points per game, while also dishing out a team-high 128 assists
- Opened the season with back-to-back 20-plus point games, tallying 20 points in the season opener against Youngstown State on Nov. 6, 2023, and following the next game at Toledo with a season-high 25-point performance
- Notched his first double-double of the campaign at Texas State on Jan. 28, 2024, with 13 points and 10 assists
- Managed to score in the double-digits in 14 of the 29 games he appeared in, while maintaining a 40.43 field goal percentage and an impressive 77.27% clip from behind the free throw line

REDSHIRT SOPHOMORE (2022-23, AT LOUISIANA LAFAYETTE)

- One of three players to start all 34 games for the Ragin' Cajuns
- Registered two double-doubles on the season, the first coming in the squad's matchup against Louisiana Christian on Dec. 12, 2022, with 12 points and 11 assists. Earning the second at Arkansas St. on Jan. 19, 2023, where he posted 13 points and 11 assists
- Averaged 9.2 points, 2.9 rebounds and 6.0 assists per game, leading the team in overall assists with 205

SOPHOMORE (2021-22, AT DODGE CITY CC)

- Led the Conquistadors to the Elite Eight of the NJCAA National Tournament, putting together a season that saw the program finish 30-5, setting a team record for wins
- The program's trip to the national tournament marked its first since 1974, while also winning the Region VI title and KJCCC title for the first time since 1982 and 2007, respectively
- Received NJCAA Second Team All-American honors, the first for a DCCC product since 1984, after averaging 17.1 points, 5.4 assists, 3.6 rebounds and 1.5 steals per outing
- An extremely efficient scorer, Fulks managed to shoot 55.4% overall and a 41.5% clip from beyond the arc
- Etched his name in the DCCC record books as he finished the season fourth in single-season points with 600 and in field goals made with 219
- During the 2021-22 season, he ranked 11th nationally amongst his JUCO counterparts in free throws made with 145, and in total assists, notching 190
- Tabbed as the Kansas Jayhawk Community College Conference Newcomer of the Year accolades, First-Team All-KJCCC honors, Region VI Tournament MVP, and named to the NJCAA Division I National Tournament All-Tournament team

COLLEGE PATH

2020-21: Freshman - South Carolina State
2021-22: Sophomore - Dodge City CC
2022-23: Redshirt Sophomore - Louisiana
2023-24: Redshirt Junior - Louisiana
2024-25: Redshirt Senior - Milwaukee
2025-26: Fifth Year - UCF

CAREER HIGHS

Points	26	IU Indy (12/29/24)
Rebounds	7	2x, last at UNI (11/7/24)
Assists	12	2x, last vs. Wright State (2/14/25)
Steals	5	St. Thomas (MN) (11/24/24)
Blocks	1	6x, last vs. Purdue Fort Wayne (2/2/25)
FGs Made	10	3x, last vs. Oakland (3/6/25)
FGs Attempted	18	3x, last vs. Wright State (2/14/25)
3-Pt. FGs Made	3	2x, last vs. South Alabama (3/6/23)
3-Pt. FGs Attempted	6	2x, last vs. South Alabama (3/6/23)
FTs Made	14	IU Indy (12/29/24)
FTs Attempted	16	IU Indy (12/29/24)

2024-25 GAME HIGHS

Points	26	IU Indy (12/29/24)
Rebounds	7	at UNI (11/7/24)
Assists	12	Wright State (2/14/25)
Steals	5	St. Thomas (MN) (11/24/24)
Blocks	1	Purdue Fort Wayne (2/2/25)
FGs Made	10	Oakland (3/6/25)
FGs Attempted	18	Wright State (2/14/25)
3-Pt. FGs Made	2	at UCF (11/27/24)
3-Pt. FGs Attempted	5	Purdue Fort Wayne (2/2/25)
FTs Made	14	IU Indy (12/29/24)
FTs Attempted	16	IU Indy (12/29/24)

DID YOU KNOW?

Major: MBA
Favorite pro athlete: Kyrie Irving
Favorite pro team: Orlando Magic
Pre-game ritual: none
Favorite food: Steak
Favorite off-day activity: Reading books
Fun fact: I like to read novels
Hidden talent: none

MISCELLANEOUS

	2024-25	Career
10+ Points	23	58
20+ Points	7	12
30+ Points	-	-
5+ Rebounds	7	19
10+ Rebounds	-	-
3+ Three Pointers	-	2
5+ Assists	23	62
3+ Steals	4	14
3+ Blocks	-	-
Double-Doubles	3	6

Career Stats

SEASON	TEAM	GP	GS	MIN	AVG	FG	FGA	PCT	3FG	3FGA	PCT	FT	FTA	PCT	OFF	DEF	TOT	RPG	PF	FO	A	APG	TO	BLK	STL	PTS	PPG
2020-21	South Carolina St.	16	11	341	21.3	44	106	.415	6	20	.300	17	40	.425	5	24	29	1.8	22	0	54	3.4	49	2	7	111	6.9
2021-22	Dodge City CC	33	33	1057	32.0	212	374	.567	17	39	.436	138	179	.771	26	94	120	3.6	72	0	179	5.4	108	0	48	579	17.5
2022-23	Louisiana Lafayette	34	34	990	29.1	117	269	.435	14	41	.341	66	95	.695	16	84	100	2.9	68	0	205	6.0	106	1	32	314	9.2
2023-24	Louisiana Lafayette	29	29	857	29.6	114	282	.404	10	39	.256	68	88	.773	18	64	82	2.8	70	1	128	4.4	78	2	38	306	10.6
2024-25	Milwaukee	32	32	1092	34.1	166	348	.477	14	54	.259	120	149	.805	20	77	97	3.0	58	0	188	5.9	109	1	44	466	14.6
TOTAL		**144**	**139**	**4337**	**30.1**	**653**	**1379**	**.474**	**61**	**193**	**.316**	**409**	**551**	**.742**	**85**	**343**	**428**	**2.9**	**290**	**1**	**754**	**5.2**	**450**	**6**	**169**	**1776**	**12.3**

1 / Themus Fulks

FRESHMAN (2020-21, AT SOUTH CAROLINA STATE)

- Appeared in 16 games for the Bulldogs
- Tallied 111 points in his inaugural collegiate season, averaging 6.9 points, 3.2 assists and 1.8 rebounds per game
- Notched five double-digit scoring games, firing a season-high 15 points against N.C. Central on Feb. 1, 2021

HIGH SCHOOL

- His senior season, he was top in the state, averaging 35.2 points per game, scoring over 1,000 points that year alone and averaging 42.5 ppg in the postseason
- Tabbed player of the year and led the team in assists, steals and was second in rebounds as North won the Central Carolina Conference and finished 24-6 overall
- Finished as the program's career leader with 1,857 points
- A duel-sport athlete, he was also a standout star for the football team at North Davidson High School
- He was the squad's top wide receiver with 107 catches as a senior while also playing defensive back, and returned kicks, leading the team to a 13-3 record and the state 2A championship game in his final season
- Played on the club scene with PSB-Winston

2020-21 GAME-BY-GAME | FR. | SOUTH CAROLINA ST.

Opponent	Date	GS	MIN	FG-A	3FG-A	FT-A	O-D-TOT	PF	A	TO	BLK	STL	PTS	PPG
App State	**11/25/20**	*	**18:00**	**2-10**	**1-2**	**3-6**	**0-2-2**	**0**	**3**	**1**	**0**	**0**	**8**	**8.0**
at Bowling Green	11/28/20	*	13:38	1-3	0-2	0-0	0-1-1	1	2	3	0	2	2	5.0
at Clemson	12/2/20		22:34	2-4	0-0	0-0	1-0-1	1	2	8	0	0	4	4.7
at UNC Asheville	12/5/20	*	30:49	5-8	0-0	2-2	0-2-2	3	6	6	1	3	12	6.5
at Charlotte	12/7/20		19:09	2-6	1-3	0-0	0-2-2	0	1	2	0	0	5	6.2
at Charleston	12/11/20		4:32	0-2	0-0	0-0	0-0-0	1	0	0	0	0	0	5.2
Jacksonsville	**12/13/20**		**DNP**											
at Liberty	12/15/20		DNP											
at Presbyterian	12/18/20		9:02	0-1	0-0	1-5	0-1-1	3	2	3	0	0	1	4.6
at Furman	12/21/20		4:00	0-4	0-0	0-0	0-0-0	0	0	0	0	0	0	4.0
at South Carolina	12/23/20		DNP											
North Carolina A&T*	**1/2/21**	*	**23:00**	**5-9**	**1-3**	**1-3**	**1-1-2**	**0**	**5**	**0**	**0**	**0**	**12**	**4.9**
North Carolina A&T*	**1/3/21**	*	**30:00**	**4-8**	**1-2**	**3-4**	**1-2-3**	**2**	**4**	**5**	**0**	**0**	**12**	**5.6**
at FAMU*	1/10/21	*	30:01	5-13	1-3	0-0	1-1-2	0	7	4	0	1	11	6.1
at N.C. Central*	2/1/21	*	23:19	5-8	1-2	4-6	0-0-0	4	4	3	0	0	15	6.8
at N.C. Central*	2/2/21	*	35:07	2-7	0-1	1-4	0-6-6	2	11	10	1	1	5	6.7
FAMU*	**2/25/21**	*	**19:00**	**4-9**	**0-1**	**0-3**	**1-1-2**	**1**	**2**	**0**	**0**	**0**	**8**	**6.8**
FAMU*	**2/27/21**	*	**32:00**	**3-5**	**0-0**	**1-3**	**0-3-3**	**3**	**0**	**2**	**0**	**0**	**7**	**6.8**
FAMU*	**2/28/21**	*	**26:00**	**4-9**	**0-1**	**1-4**	**0-2-2**	**1**	**5**	**2**	**0**	**0**	**9**	**6.9**

* - Mid-Eastern Athletic Conference Game

2023-24 GAME-BY-GAME | R-JR. | LA. LAFAYETTE

Opponent	Date	GS	MIN	FG-A	3FG-A	FT-A	O-D-TOT	PF	A	TO	BLK	STL	PTS	PPG
Youngstown State	**11/6/23**	*	**32:43**	**6-17**	**0-1**	**8-9**	**1-3-4**	**3**	**7**	**3**	**0**	**3**	**20**	**20.0**
at Toledo	11/11/23	*	37:12	10-13	2-2	3-4	1-2-3	3	5	5	0	0	25	22.5
Louisiana College	**11/15/23**	*	**20:57**	**4-11**	**1-3**	**0-0**	**0-4-4**	**2**	**7**	**0**	**0**	**1**	**9**	**18.0**
vs. Wright State^	11/20/23	*	18:11	2-4	0-1	0-0	0-1-1	3	3	2	0	1	4	14.5
vs. Buffalo ^	11/21/23		DNP											
vs. Long Beach State ^	11/22/23	*	17:21	1-2	0-0	1-2	0-0-0	3	3	2	0	0	3	12.2
Loyola (La.)	**11/27/23**	*	**28:26**	7-12	2-2	2-4	1-3-4	2	4	1	0	0	18	13.2
at Samford	11/30/23	*	27:38	0-5	0-2	0-1	0-2-2	2	4	3	0	0	0	11.3
at Louisiana Tech	12/9/23	*	29:29	4-10	1-2	0-0	0-0-0	5	6	3	0	2	9	11.0
Eastern Kentucky	**12/13/23**	*	**34:32**	**6-15**	**0-1**	**9-12**	**0-2-2**	**2**	**4**	**0**	**0**	**3**	**21**	**12.1**
at McNeese	12/17/23	*	34:34	4-11	0-2	4-5	1-5-6	4	4	3	0	1	12	12.1
at Rice	12/22/23	*	29:33	**4-8**	**0-1**	**2-2**	**1-3-4**	**3**	**5**	**1**	**0**	**0**	**10**	**11.9**
at Marshall*	12/30/23	*	29:07	**1-5**	**0-0**	**2-2**	**0-1-1**	**2**	**2**	**3**	**0**	**3**	**4**	**11.3**
#19 James Madison*	**1/4/24**	*	**36:16**	**4-14**	**0-3**	**0-0**	**1-3-4**	**2**	**3**	**3**	**0**	**1**	**8**	**11.0**
Coastal Carolina*	**1/6/24**	*	**21:58**	**2-8**	**0-2**	**2-3**	**0-3-3**	**2**	**6**	**2**	**0**	**4**	**6**	**10.6**
at Troy*	1/10/24	*	30:13	6-10	0-0	1-1	1-2-3	4	4	4	0	1	13	10.8
at Arkansas State*	1/13/24	*	32:49	6-16	0-1	4-4	1-2-3	3	7	1	0	3	16	11.1
at Texas State*	1/17/24	*	34:23	6-10	0-1	1-1	0-5-5	1	10	3	0	1	13	11.2
at South Alabama*	1/20/24	*	32:52	2-8	1-2	2-3	1-1-2	3	4	6	0	2	7	11.0
Arkansas State*	**1/26/24**	*	**35:10**	**2-11**	**0-0**	**9-10**	**0-3-3**	**3**	**5**	**4**	**0**	**3**	**13**	**11.1**
Texas State*	**1/28/24**	*	**30:43**	**9-14**	**2-3**	**3-3**	**0-3-3**	**2**	**0**	**2**	**1**	**1**	**23**	**11.7**
ULM*	**1/31/24**	*	**31:18**	**2-8**	**0-1**	**5-9**	**2-3-5**	**3**	**4**	**4**	**0**	**1**	**9**	**11.6**
South Alabama*	**2/3/24**	*	**25:06**	**3-10**	**0-2**	**0-0**	**0-1-1**	**1**	**3**	**3**	**0**	**0**	**6**	**11.3**
Georgia State*	**2/7/24**	*	**30:37**	**3-10**	**0-2**	**0-1**	**2-3-5**	**3**	**4**	**2**	**0**	**0**	**6**	**11.1**
Bowling Green$	**2/11/24**	*	**28:45**	**7-10**	**0-0**	**3-4**	**1-2-3**	**1**	**3**	**1**	**0**	**2**	**17**	**11.3**
at Old Dominion*	2/15/24	*	31:41	5-11	1-1	2-2	3-2-5	2	6	3	0	1	13	11.4
at App State*	2/17/24	*	31:29	4-12	0-1	0-0	0-1-1	1	4	2	1	1	8	11.3
at ULM*	2/22/24	*	19:55	0-2	0-1	0-0	0-1-1	0	4	5	0	0	0	10.9
at Southern Miss*	2/24/24	*	30:08	3-10	0-2	4-4	0-0-0	2	6	0	0	1	10	10.8
Troy*	**2/28/24**	*	**31:33**	**1-5**	**0-0**	**1-2**	**1-3-4**	**3**	**1**	**7**	**0**	**2**	**3**	**10.6**
Southern Miss*	**3/1/24**		**DNP**											
vs. Coastal Carolina %	3/7/24		DNP											
vs. Arkansas State %	3/9/24		DNP											

^ - Gulf Coast Showcase * - Sunbelt Conference Game $- SBC-MAC Challenge %-Sun Belt Championships

2022-23 GAME-BY-GAME | R-SO. | LA. LAFAYETTE

Opponent	Date	GS	MIN	FG-A	3FG-A	FT-A	O-D-TOT	PF	A	TO	BLK	STL	PTS	PPG
Centenary	**11/7/22**	*	**24:09**	**4-9**	**0-0**	**2-4**	**1-4-5**	**1**	**7**	**1**	**0**	**0**	**10**	**10.0**
vs. Harvard^	11/11/22	*	27:58	5-11	0-0	2-2	1-1-2	0	3	3	0	0	12	11.0
vs. ETSU ^	11/13/22	*	28:12	3-9	1-1	2-3	0-2-2	3	5	4	0	0	9	10.3
Louisiana Tech	11/17/22	*	27:41	3-6	0-2	0-4	1-2-3	2	7	3	0	0	6	9.3
at SMU	11/22/22	*	21:07	1-5	0-2	0-0	0-0-0	0	2	2	0	1	2	7.8
at Drake	11/26/22	*	28:33	8-13	0-2	0-0	0-2-2	3	3	5	0	3	16	9.2
Loyola (La.)	**11/29/22**	*	**23:54**	5-8	1-1	0-0	1-0-1	2	9	3	0	0	11	9.4
at New Orleans	12/3/22	*	28:18	0-4	0-1	0-0	1-1-2	0	5	3	0	0	0	8.3
Samford	**12/10/22**	*	**17:44**	**2-5**	**0-0**	**1-3**	**0-1-1**	**4**	**7**	**2**	**0**	**1**	**5**	**7.9**
Louisiana Christian	**12/12/22**	*	**27:37**	**3-3**	**0-0**	**6-6**	**0-3-3**	**0**	**11**	**1**	**0**	**0**	**12**	**8.3**
at McNeese	12/15/22	*	22:07	3-5	2-2	2-4	0-4-4	2	6	4	0	0	10	8.5
at Texas	12/21/22	*	22:27	1-3	0-0	1-3	0-1-1	2	5	3	0	0	3	8.0
at Coastal Carolina*	12/29/22	*	34:09	4-12	0-1	1-1	1-5-6	2	9	2	0	2	9	8.1
at Old Dominion*	12/31/22	*	37:53	3-8	1-2	0-0	0-3-3	1	12	3	1	2	7	8.0
Southern Miss*	**1/5/23**	*	**33:38**	**7-9**	**0-0**	**3-5**	**0-4-4**	**3**	**5**	**5**	**0**	**2**	**17**	**8.6**
Georgia State*	**1/7/23**	*	**33:23**	**3-9**	**0-1**	**3-4**	**1-3-4**	**2**	**5**	**2**	**0**	**2**	**9**	**8.6**
at ULM*	1/12/23	*	23:54	2-7	0-2	0-0	1-1-2	3	8	4	0	1	4	8.4
at South Alabama*	1/14/23	*	37:25	4-9	0-0	1-3	1-3-4	3	4	3	0	1	9	8.4
at Arkansas State*	1/19/23	*	36:58	4-11	1-1	4-4	0-6-6	2	11	6	0	1	13	8.6
at Texas State*	1/21/23	*	29:51	1-6	0-1	4-8	0-3-3	1	4	4	0	0	6	8.5
Troy	1/26/23	*	32:55	4-10	1-1	3-4	1-0-1	2	7	5	0	1	12	8.7
Georgia Southern	1/28/23	*	30:51	1-6	0-1	9-10	1-4-5	1	6	0	0	1	11	8.8
Texas State	2/2/23	*	26:49	5-10	0-0	1-1	0-2-2	4	9	1	0	1	11	8.9
Marshall	2/4/23	*	35:32	4-6	0-0	4-4	0-3-3	0	7	7	0	3	12	9.0
at Southern Miss	2/9/23	*	35:27	6-14	0-1	7-8	2-2-4	4	4	3	0	1	19	9.4
at Troy	2/11/23	*	24:30	3-5	0-1	1-2	1-3-4	3	6	5	0	1	7	9.3
ULM	2/16/23	*	26:40	6-13	3-6	2-2	0-1-1	2	2	0	0	3	17	9.6
at James Madison	2/18/23	*	26:27	1-5	0-0	0-0	0-2-2	2	7	3	0	2	2	9.3
Arkansas State	2/22/23	*	32:32	5-9	1-1	0-0	1-4-5	3	3	1	0	0	11	9.4
South Alabama	2/24/23	*	23:35	3-6	0-1	1-1	0-3-3	1	5	3	0	1	7	9.3
vs. Georgia Southern%	3/4/23	*	21:57	1-4	0-1	0-0	0-2-2	2	2	3	0	1	2	9.1
vs. Texas State %	3/5/23	*	31:16	1-9	0-3	3-6	1-6-7	1	5	4	0	1	5	8.9
vs. South Alabama %	3/6/23	*	36:03	9-13	3-6	2-2	0-0-0	3	3	3	0	0	23	9.4
vs. Tennessee $	3/16/23	*	37:11	2-7	0-0	1-1	0-3-3	4	11	5	0	0	5	9.2

^ - Asheville Championship * - Sunbelt Conference Game %-Sun Belt Championships $- NCAA Championships

2024-25 GAME-BY-GAME | R-SR. | MILWAUKEE

Opponent	Date	GS	MIN	FG-A	3FG-A	FT-A	O-D-TOT	PF	A	TO	BLK	STL	PTS	PPG
Lakeland	**11/4/24**	*	**25:10**	**5-8**	**0-0**	**1-1**	**0-3-3**	**1**	**7**	**0**	**0**	**1**	**11**	**11.0**
at Northern Iowa	11/7/24	*	31:34	5-14	1-3	7-8	1-6-7	1	2	1	0	1	18	14.5
at Longwood	11/13/24	*	34:51	3-6	0-2	0-1	0-3-3	3	5	5	0	4	6	11.7
at Duquesne	11/19/24	*	34:35	4-8	0-1	7-10	0-4-4	1	4	5	0	2	15	12.5
vs. Portland State^	11/22/24	*	30:12	9-12	2-3	0-0	1-2-3	2	6	2	0	1	20	14.0
vs. Wofford ^	11/23/24	*	36:35	8-13	1-1	7-9	0-2-2	2	4	1	0	0	24	15.7
vs. St. Thomas^	11/24/24	*	31:21	2-6	0-1	5-7	0-2-2	2	4	1	0	0	9	14.7
at UCF	11/27/24	*	34:00	5-14	2-3	1-2	0-2-2	1	6	3	0	3	13	14.5
at Southern Miss	12/30/24	*	36:23	8-11	1-1	0-1	0-2-2	1	3	4	0	1	17	14.8
Cleveland State	**12/5/24**	*	**37:16**	**6-9**	**1-1**	**3-4**	**1-1-2**	**3**	**5**	**3**	**0**	**1**	**16**	**14.9**
at Green Bay	12/11/24	*	32:07	3-7	1-2	1-2	3-0-3	2	8	5	0	0	8	14.3
Akron	**12/15/24**	*	**35:11**	**10-17**	**1-3**	**2-3**	**1-4-5**	**0**	**7**	**8**	**0**	**2**	**23**	**15.0**
North Central	**12/22/24**	*	**25:43**	**3-8**	**0-3**	**3-4**	**1-3-4**	**2**	**9**	**2**	**0**	**0**	**9**	**14.5**
IU Indy*	**12/29/24**	*	**34:11**	**6-10**	**0-0**	**14-16**	**3-2-5**	**1**	**5**	**3**	**0**	**1**	**26**	**15.4**
at Oakland*	1/2/25	*	35:58	7-15	0-1	0-0	0-5-5	0	0	5	0	1	14	15.3
at Detroit Mercy*	1/4/25	*	34:38	3-10	0-1	8-10	3-2-5	1	1	4	0	2	14	15.2
at Purdue Fort Wayne*	1/8/25	*	36:21	8-18	0-3	2-3	0-4-4	4	2	6	0	0	18	15.4
Green Bay*	**1/11/25**	*	**27:55**	**1-3**	**0-0**	**12-12**	**2-4-6**	**4**	**5**	**2**	**0**	**1**	**14**	**15.3**
Youngstown State*	**1/17/25**	*	**35:28**	**8-14**	**0-0**	**2-6**	**0-2-2**	**2**	**4**	**3**	**0**	**2**	**18**	**15.4**
Robert Morris*	**1/19/25**	*	**34:19**	**3-9**	**0-1**	**7-8**	**0-2-2**	**2**	**5**	**2**	**0**	**1**	**13**	**15.3**
at Wright State*	1/22/25	*	32:58	7-14	1-2	3-4	0-1-1	3	9	2	0	3	18	15.4
at Northern Ketucky*	1/24/25	*	32:10	4-7	0-1	0-0	0-3-3	0	7	4	0	0	8	15.1
Purdue Fort Wayne*	**2/2/25**	*	**40:00**	**5-18**	**1-5**	**4-4**	**0-3-3**	**2**	**8**	**2**	**1**	**2**	**15**	**15.1**
at IU Indy*	2/5/25	*	42:01	6-12	0-1	0-1	2-1-3	1	11	6	0	2	12	15.0
at Cleveland State	2/8/25	*	33:08	1-5	0-1	2-2	0-2-2	3	3	5	0	1	4	14.5
Wright State*	**2/14/25**	*	**41:43**	**7-18**	**0-1**	**7-7**	**1-1-2**	**1**	**12**	**0**	**0**	**0**	**21**	**14.8**
Northern Kentucky*	**2/16/25**	*	**32:25**	**2-7**	**1-3**	**4-4**	**0-1-1**	**3**	**7**	**4**	**0**	**0**	**9**	**14.6**
at Youngstown State*	2/21/25	*	40:00	6-13	0-2	9-10	0-3-3	4	10	6	0	0	21	14.8
at Robert Morris*	2/23/25	*	37:51	3-9	1-3	0-0	0-1-1	0	5	4	0	2	7	14.5
Oakland*	**2/27/25**	*	**32:42**	**0-7**	**0-1**	**9-10**	**1-4-5**	**2**	**5**	**2**	**0**	**2**	**9**	**14.3**
Detroit Mercy*	**3/1/25**	*	**29:33**	**8-11**	**0-1**	**0-0**	**0-1-1**	**2**	**9**	**2**	**0**	**2**	**16**	**14.4**
vs. Oakland%	3/6/24	*	36:14	10-15	0-3	0-0	0-1-1	1	6	3	0	1	20	14.6

^ - Cream City Challenge * - Horizon League Game %-Horizion League Championships



2 Riley KUGEL

Guard / Senior / 6-5 / 210
Orlando, Fla. / Dr. Phillips / Mississippi State

@RileyKugel
@riley.kugel

JUNIOR (2024-25, AT MISSISSIPPI STATE)

- Started 14 times over his 33 appearances, headed by nine of State's last 10 games
- Averaged 9.3 points, 3.0 rebounds, 1.5 assists and 1.1 steals per game while managing a 43.3 field goal percentage (110-of-254) and a 33.3% three-point average (40-of-120)
- Maintained a 75.4 percent at the foul line (46-of-61), the fifth best on the Bulldogs' stat sheet
- Posted double figures in 17 games, including a duo of 22-point games; the first against Butler on Nov. 29, later matching it against Bethune-Cookman on Dec. 30, 2024
- Teamed with KeShawn Murphy to provide 31 outings of 10+ points off the bench, which was third among SEC duos in 2024-25.
- Dialed up SEC season's best of 21 points, sparked by a go-ahead three in the closing minutes of overtime against No. 21 Ole Miss on Jan. 18, 2025
- Notched 11 points, sparked by a trio of three-pointers against Baylor on March 21, 2025, in the first round of the NCAA Tournament
- Scored in the double digits on 17 occasions, including a stretch of six to close out the campaign

SOPHOMORE (2023-24, AT FLORIDA)

- Averaged 9.2 points and 3.5 rebounds on the campaign, tallying 48 assists and 34 made 3-pointers
- Played in 33 games for the Gators, starting in the first 11, where he dialed up three 20-plus point efforts
- Started the season with a bang vs. Loyola Maryland on Nov. 6, 2023, becoming the first Gator in the 2000s to tally 23 points, six steals and a blocked shot in a game.
- Sank 39.4 percent from the field (110-of-279) coupled with a 31.2 percent on three-point attempts (34-of-109)
- Posted a career-high 25 points along with nine rebounds against #13 Baylor in the NIT Tip-Off on Nov. 24. 2023
- Led Florida off the bench with 22 points in their win vs. #12 Auburn on Feb. 10, 2024
- Amassed 24 points at Wake Forest on Nov. 29, 2023, in the ACC/SEC Challenge, where he claimed SportsCenter's top play with his breakaway slam dunk
- Provided 11 points and three steals versus Colorado on March 22, 2023, in the first round of the NCAA Tournament

FRESHMAN (2022-23, AT FLORIDA)

- Named as an SEC All-Freshman honoree, averaging 9.9 points and 2.8 rebounds per game
- Upped his scoring average to 12.6 points per game during SEC competition, the most for a freshman since Bradley Beal in the 2011-12 season
- Managed to score in double-digit figures 15 times, while maintaining a 45.6% average from the field and 37.6% from 3-point range
- Of those 15 occasions, he averaged 17.3 points on 49.6 percent from the field (62-of-127), 39.6 percent on three-point attempts (19-of-48) and 66.7 percent at the foul line (28-of-42) over a 10-game double-digit run to close out the season
- Posted back-to-back 20-point games with 24 vs. Kentucky on Feb. 22, 2022, following up with 20 at Vanderbilt on Feb. 25
- His 24-point showing at Kentucky also marked his career-scoring high while shooting an impressive 58.3% from the field
- Tallied 13 points against the eventual national champions, UConn, on Dec. 7, 2022
- Appeared in 32 games for the Gators, earning a spot in the starting lineup in the squads last 14 games
- Had a 14-point half in the Gators' win over South Carolina on Jan. 25, 2023
- Capped regular season play with 21 points versus LSU on March 4, 2023, knocking down an impressive 4-for-7 from behind the arc
- Wrapped the season with a 13-point game against the Knights in the first round of the National Invitation Tournament on March 15, 2023, where UCF came out victorious 67-49

COLLEGE PATH

2022-23: Freshman - Florida
2023-24: Sophomore - Florida
2024-25: Junior - Mississippi State
2025-26: Senior - UCF

CAREER HIGHS

Points	25	Baylor (11/24/23)
Rebounds	9	Baylor (11/24/23)
Assists	6	2x, last vs. Pitt (11/22/23)
Steals	6	Loyola Maryland (11/6/23)
Blocks	2	2x, last vs. Alabama (1/29/25)
FGs Made	10	3x, last vs. Bethune-Cookman (12/30/24)
FGs Attempted	20	Baylor (11/24/23)
3-Pt. FGs Made	4	6x, last vs. Ole Miss (1/18/25)
3-Pt. FGs Attempted	8	3x, last vs. Ole Miss (1/18/25)
FTs Made	6	4x, last vs. Georgia (3/14/24)
FTs Attempted	9	2x, last vs. Texas (3/4/25)

2024-25 GAME HIGHS

Points	22	Bethune-Cookman (12/30/24)
Rebounds	7	Texas (3/4/25)
Assists	4	Missiouri (3/13/25)
Steals	4	at Ole Miss (2/15/25)
Blocks	2	Alabama (1/29/25)
FGs Made	10	Bethune-Cookman (12/30/24)
FGs Attempted	19	Butler (11/29/24)
3-Pt. FGs Made	4	Ole Miss (1/18/25)
3-Pt. FGs Attempted	8	Ole Miss (1/18/25)
FTs Made	5	Texas (3/4/25)
FTs Attempted	9	Texas (3/4/25)

DID YOU KNOW?

Major: General Studies
Favorite pro athlete: Usain Bolt
Favorite pro team: Kansas City Chiefs
Pre-game ritual: Listen to music and pray
Favorite food: Chipotle
Favorite off-day activity: NBA 2K26
Fun fact: First sport was baseball
Hidden talent: I can sing/cook

MISCELLANEOUS

	2024-25	Career
10+ Points	17	46
20+ Points	3	11
30+ Points	-	-
5+ Rebounds	4	22
10+ Rebounds	-	-
3+ Three Pointers	5	13
5+ Assists	-	2
3+ Steals	3	8
3+ Blocks	-	-
Double-Doubles	-	-

Career Stats

SEASON	TEAM	GP	GS	MIN	AVG	FG	FGA	PCT	3FG	3FGA	PCT	FT	FTA	PCT	OFF	DEF	TOT	RPG	PF	FO	A	APG	TO	BLK	STL	PTS	PPG
2022-23	Florida	32	17	736	23.0	114	250	.456	35	93	.376	55	83	.663	23	68	91	2.8	43	0	33	1.0	48	6	27	318	9.9
2023-24	Florida	33	11	769	23.3	110	279	.394	34	109	.312	48	69	.696	29	86	115	3.5	62	1	48	1.5	63	8	35	302	9.2
2024-25	Mississippi State	33	14	736	22.3	110	254	.433	40	120	.333	46	61	.754	35	64	99	3.0	63	3	51	1.5	46	7	36	306	9.3
TOTAL		**98**	**42**	**2243**	**22.9**	**334**	**783**	**.427**	**109**	**322**	**.339**	**149**	**213**	**.700**	**87**	**218**	**305**	**3.1**	**168**	**4**	**132**	**1.3**	**157**	**21**	**98**	**926**	**9.4**

2 / Riley Kugel

HIGH SCHOOL

- Tabbed a second-team FABC All-State honoree his senior season, where he averaged 16.5 points, 4.8 rebounds and 3.2 assists
- A four-star prospect, ranked 67 nationally in ESPN's Class of 2022 rankings and No. 48 in the 247Sports national rankings
- Scored 27 points in the 2022 state semifinals, ultimately helping Dr. Phillips to a Class 7A state runner-up finish
- His junior season, he averaged 14.5 points, 5.0 rebounds and 3.0 assists per game, ultimately bringing Dr. Phillips its first state championship in school history, scoring 13 points in the 2021 7A title game.
- Played AAU for Southeast Elite, where he was coached by Anthony Ricks
- A multi-sport athlete, Kugel also played baseball, football and track growing up

2022-23 GAME-BY-GAME | FR. |FLORIDA

Opponent	Date	GS	MIN	FG-A	3FG-A	FT-A	O-D-TOT	PF	A	TO	BLK	STL	PTS	PPG
Stony Brook	**11/7/22**		**13:59**	**1-4**	**1-2**	**2-2**	**1-2-3**	**0**	**0**	**0**	**0**	**1**	**5**	**5.0**
Kennesaw State	**11/11/22**		**16:03**	**1-4**	**0-1**	**3-4**	**0-2-2**	**2**	**2**	**0**	**1**	**0**	**5**	**5.0**
Florida Atlantic	**11/14/22**		**10:23**	**0-1**	**0-0**	**1-4**	**1-2-3**	**1**	**2**	**2**	**0**	**1**	**1**	**3.7**
at Florida State	11/18/22		5:32	0-3	0-0	0-0	0-2	2	0	0	1	0	0	2.8
vs. Xavier^	11/24/22		19:45	5-11	2-3	0-0	2-1-3	1	1	0	0	1	12	4.6
vs. Oregon State^	11/25/22		14:05	4-7	0-1	2-3	0-0-0	1	2	0	1	0	10	5.5
vs. West Virginia^	11/27/22		21:39	3-6	0-2	0-0	0-0-0	1	0	2	1	1	6	5.6
Florida A&M	**11/30/22**	*	**26:28**	**3-7**	**0-3**	**0-0**	**1-1-2**	**0**	**1**	**1**	**0**	**1**	**6**	**5.6**
Stetson	**12/4/22**	*	**26:48**	**2-7**	**0-1**	**1-2**	**0-0-0**	**3**	**1**	**3**	**0**	**1**	**5**	**5.6**
#5 UConn	**12/7/22**	*	**20:32**	**3-7**	**2-2**	**5-9**	**1-1-2**	**2**	**0**	**3**	**1**	**1**	**13**	**6.3**
vs. Ohio-	12/14/22		17:34	2-5	0-1	1-1	0-2-2	1	1	4	0	1	5	6.2
vs. Oklahoma$	12/20/22		10:17	1-1	0-0	0-0	0-1-1	0	0	2	0	1	2	5.8
at #20 Auburn*	12/28/22		DNP											
Texas A&M*	**1/4/23**		**3:01**	**0-0**	**0-0**	**0-0**	**0-1-1**	**0**	**0**	**2**	**0**	**1**	**2**	**5.8**
Georgia*	**1/7/23**		**15:39**	**3-5**	**0-1**	**2-2**	**1-0-1**	**1**	**0**	**1**	**1**	**1**	**8**	**5.6**
at LSU*	1/10/23		18:40	3-7	1-3	0-0	1-5-6	2	1	2	0	1	7	5.7
#20 Missouri*	**1/14/23**		**18:50**	**4-6**	**3-4**	**2-2**	**1-4-5**	**0**	**0**	**5**	**0**	**1**	**13**	**6.1**
at Texas A&M*	1/18/23		24:12	2-5	2-4	2-2	0-2-2	2	1	1	0	1	8	6.2
at Mississippi State*	1/21/23		22:10	3-8	2-5	0-0	2-3-5	1	0	1	0	0	8	6.3
South Carolina*	**1/25/23**	*	**26:32**	**6-9**	**2-4**	**0-2**	**0-1-1**	**1**	**0**	**0**	**0**	**3**	**14**	**6.7**
at #5 Kansas State+	1/28/23	*	29:13	2-9	1-4	2-2	1-4-5	2	6	0	0	1	7	6.8
#2 Tennessee*	**2/1/23**	*	**24:06**	**1-4**	**0-2**	**2-4**	**1-5-6**	**2**	**0**	**3**	**0**	**0**	**4**	**6.6**
at Kentucky*	2/4/23	*	30:08	2-7	0-2	2-2	0-2-2	2	2	0	0	2	6	6.6
at #3 Alabama*	2/8/23	*	36:23	6-11	1-2	2-3	1-5-6	3	0	0	0	1	15	7.0
Vanderbilt*	**2/11/23**	*	**31:01**	**8-14**	**0-4**	**2-4**	**1-3-4**	**0**	**1**	**0**	**0**	**0**	**18**	**7.4**
Ole Miss*	**2/15/23**	*	**24:58**	**5-8**	**1-1**	**1-2**	**0-2-2**	**0**	**1**	**0**	**0**	**0**	**12**	**7.6**
at Arkansas*	2/18/23	*	29:15	5-12	1-6	6-7	1-1-2	3	1	2	0	0	17	8.0
Kentucky*	**2/22/23**	*	**30:13**	**7-12**	**4-6**	**6-7**	**0-2-2**	**2**	**2**	**1**	**0**	**1**	**24**	**8.6**
at Vanderbilt*	2/25/23	*	32:44	8-19	2-5	2-5	3-1-4	3	1	1	1	1	20	9.0
at Georgia*	2/28/23	*	34:42	8-12	1-3	2-4	1-5-6	3	3	2	0	2	19	9.3
LSU*	**3/4/23**	*	**31:56**	**8-14**	**4-7**	**1-1**	**1-2-3**	**2**	**1**	**4**	**0**	**0**	**21**	**9.7**
vs. Mississippi State%	3/9/23	*	39:49	4-13	2-8	4-5	0-6-6	1	2	4	0	3	14	9.8
UCF!	**3/15/23**	*	**29:34**	**4-12**	**3-6**	**2-4**	**2-0-2**	**0**	**1**	**3**	**0**	**0**	**13**	**9.9**

*^ - Phil Knight Legacy - - Victorinox Tampa Tipoff +- SEC/Big 12 Challenge $- Jumpman Invitational * - SEC Game % - SEC Championship !- NIT*

2023-24 GAME-BY-GAME | SO. |FLORIDA

Opponent	Date	GS	MIN	FG-A	3FG-A	FT-A	O-D-TOT	PF	A	TO	BLK	STL	PTS	PPG
Loyola Maryland	**11/6/23**	*	**33:47**	**10-15**	**0-3**	**3-4**	**0-3-3**	**1**	**4**	**2**	**1**	**6**	**23**	**23.0**
vs. Virginia^	**11/10/23**	*	**34:27**	6-18	1-6	1-3	1-3-4	0	1	4	0	1	14	18.5
Florida A&M	**11/14/23**	*	**20:23**	**1-7**	**1-3**	**2-2**	**1-1-2**	**3**	**0**	**3**	**0**	**1**	**5**	**14.0**
Florida State	**11/17/23**	*	**30:04**	2-9	2-5	4-5	1-4-5	2	2	3	0	0	10	13.0
vs. Pittsburgh-	11/22/23	*	29:39	2-9	1-6	0-0	1-1-2	3	6	2	0	2	5	11.4
vs. #13 Baylor-	11/24/23	*	33:21	10-20	4-6	1-1	5-4-9	2	3	3	1	1	25	13.7
at Wake Forest+	11/29/23	*	35:41	9-14	4-6	2-3	1-4-5	2	0	4	0	1	24	15.1
Merrimack College	**12/5/23**	*	**20:32**	2-5	1-3	0-1	0-4-4	2	0	2	0	1	5	13.9
vs. Richmond@	12/9/23	*	30:07	4-16	0-7	3-3	1-2-3	2	2	4	0	1	11	13.6
vs. East Carolina\	12/14/23	*	22:53	1-6	0-3	0-2	0-6-6	2	2	3	0	0	2	12.4
vs. Michigan$	12/19/23	*	30:37	2-10	0-5	0-0	1-2-3	2	3	3	2	2	4	11.6
Grambling State	**12/22/23**		**DNP**											
Quinnipiac	**12/30/23**		**20:46**	**2-8**	**0-3**	**6-8**	**2-2-4**	**0**	**1**	**1**	**0**	**0**	**10**	**11.5**
#6 Kentucky*	**1/6/24**		**22:49**	**5-10**	**2-4**	**3-6**	**2-2-4**	**5**	**0**	**3**	**0**	**2**	**15**	**11.8**
at Ole Miss*	1/10/24		3:34	0-3	0-2	0-0	0-0-0	0	0	0	0	0	0	10.9
Arkansas*	**1/13/24**		**26:41**	**8-14**	**2-3**	**2-2**	**2-3-5**	**2**	**1**	**1**	**1**	**2**	**20**	**11.5**
at #6 Tennessee*	1/16/24		31:11	4-10	2-5	2-2	0-3-3	4	1	2	0	3	12	11.6
at Missouri*	1/20/24		21:00	3-8	2-3	0-0	2-5-7	3	3	2	0	2	8	11.4
Mississippi State*	**1/24/24**		**19:22**	2-4	0-1	0-1	0-0-0	3	0	1	0	0	4	10.9
Georgia*	**1/27/24**		**18:42**	1-4	0-1	1-2	0-0-0	3	2	2	0	1	3	10.5
at #10 Kentucky	1/31/24		30:49	**3-11**	**2-4**	**0-0**	**1-2-3**	**3**	**4**	**0**	**0**	**0**	**8**	**10.4**
at Texas A&M*	2/3/24		28:08	**4-8**	**3-6**	**1-2**	**2-3-5**	**0**	**4**	**2**	**0**	**1**	**12**	**10.5**
#12 Auburn*	**2/10/24**		**28:57**	7-16	3-7	5-5	0-4-4	3	0	1	1	1	22	11.0
LSU*	**2/13/24**		**25:34**	**3-8**	**0-2**	**0-3**	**0-4-4**	**3**	**2**	**1**	**0**	**1**	**6**	**10.8**
at Georgia*	2/17/24		19:20	2-10	1-3	0-0	2-4-6	3	0	2	0	0	5	10.5
at #13 Alabama*	2/21/24		2:31	0-0	0-0	0-0	0-1-1	0	0	1	0	0	0	10.1
Vanderbilt*	**2/24/24**		**6:16**	**1-2**	**0-0**	**0-0**	**0-1-1**	**0**	**0**	**1**	**0**	**0**	**2**	**9.8**
Missouri*	**2/28/24**		**19:53**	**1-3**	**0-2**	**1-2**	**0-0-0**	**0**	**0**	**0**	**0**	**0**	**3**	**9.6**
at #18 South Carolina*	3/2/24		29:25	4-7	2-4	0-0	2-3-5	1	1	2	0	1	10	9.6
#16 Alabama*	**3/5/24**		**10:12**	**1-2**	**0-1**	**1-2**	**0-3-3**	**2**	**2**	**1**	**0**	**0**	**3**	**9.3**
at Vanderbilt*	3/9/24		22:38	4-5	0-0	0-0	0-2-2	0	3	4	0	1	8	9.3
vs. Georgia%	3/14/24		21:16	1-6	0-3	6-6	0-7-7	4	1	1	1	1	8	9.3
vs. #18 Alabama%	3/15/24		16:22	1-3	0-0	2-2	1-0-1	2	0	2	0	0	4	9.1
vs. Texas A&M	3/16/24		DNP											
vs. #12 Auburn	3/17/24		DNP											
vs. Colorado!	3/22/24		20:34	4-8	1-2	2-2	1-3-4	0	0	0	1	3	11	9.2

*^ - Hall of Fame Series - - NIT Season Tip-Off +- ACC/SEC Challenge @-Orange Bowl Classic \-Florida Tip-Off $- Jumpman Invitational * - SEC Game % - SEC Championship !- NCAA Tournament*

2024-25 GAME-BY-GAME | JR. |MISSISSIPPI STATE

Opponent	Date	GS	MIN	FG-A	3FG-A	FT-A	O-D-TOT	PF	A	TO	BLK	STL	PTS	PPG
West Georgia	**11/4/24**		**14:44**	**0-4**	**0-1**	**2-2**	**1-3-4**	**4**	**1**	**1**	**0**	**0**	**2**	**2.0**
Georgia State	**11/8/24**		**20:24**	6-10	2-4	0-0	0-1-1	1	0	1	1	1	14	8.0
Southeastern La.	**11/12/24**	*	**21:23**	**1-5**	**1-4**	**0-0**	**1-1-2**	**1**	**1**	**0**	**0**	**1**	**3**	**6.3**
vs. Utah^	11/17/24		26:42	4-10	0-4	4-6	3-3-6	1	1	1	0	1	12	7.8
at SMU	11/22/24		21:42	4-6	1-2	4-7	4-2-6	1	1	0	0	1	13	8.8
vs. UNLV~	11/28/24		14:27	2-4	0-2	0-0	1-0-1	2	1	1	0	0	4	8.0
vs. Butler~	11/29/24	*	31:06	8-19	4-8	2-2	0-3-3	5	1	1	0	2	22	10.0
#18 Pitt+	**12/4/24**	*	**28:07**	2-6	0-2	1-2	1-3-4	1	4	2	0	2	5	9.4
Prairie View A&M	**12/8/24**	*	**20:29**	**1-4**	**0-1**	**2-2**	**3-0-3**	**0**	**4**	**4**	**0**	**0**	**4**	**8.8**
vs. McNeese@	12/14/24	*	22:32	**2-7**	**0-1**	**0-0**	**0-2-2**	**0**	**1**	**2**	**0**	**1**	**4**	**8.3**
Central Michigan	**12/17/24**		**16:17**	**4-7**	**1-2**	**0-0**	**2-1-3**	**0**	**2**	**0**	**0**	**0**	**9**	**8.4**
at #21 Memphis	12/21/24		26:14	**8-13**	**3-7**	**0-0**	**1-3-4**	**2**	**2**	**0**	**0**	**1**	**19**	**9.3**
Bethune-Cookman	**12/30/24**		**21:44**	**10-13**	**2-4**	**0-0**	**2-2-4**	**5**	**3**	**4**	**0**	**1**	**22**	**10.2**
South Carolina*	**1/4/25**		**19:33**	**5-12**	**0-4**	**2-2**	**1-1-2**	**1**	**1**	**0**	**0**	**0**	**12**	**10.4**
at Vanderbilt*	1/7/25		8:52	**0-3**	**0-0**	**0-0**	**0-1-1**	**1**	**0**	**3**	**0**	**1**	**0**	**9.7**
#6 Kentucky*	**1/11/25**		**7:50**	**3-5**	**2-4**	**0-0**	**0-0-0**	**2**	**0**	**0**	**1**	**0**	**8**	**9.6**
at #1 Auburn*	1/14/25		DNP											
#21 Ole Miss*	**1/18/25**		**30:04**	**6-11**	**4-8**	**5-5**	**1-2-3**	**2**	**2**	**0**	**1**	**2**	**21**	**10.2**
at #6 Tennesee*	1/21/25		25:08	3-12	2-7	4-5	1-1-2	2	1	1	0	1	12	10.3
at South Carolina*	1/25/25		32:01	4-6	3-5	4-4	0-2-2	1	1	2	0	2	15	10.6
#4 Alabama*	**1/29/25**		**25:20**	**1-3**	**0-1**	**0-0**	**0-3-3**	**3**	**3**	**4**	**2**	**3**	**2**	**10.2**
#20 Missouri*	**2/1/25**		**11:41**	**0-5**	**0-2**	**0-0**	**0-1-1**	**1**	**0**	**3**	**0**	**0**	**0**	**9.7**
at Georgia*	2/8/25		21:32	4-7	2-3	0-2	1-2-3	2	1	2	0	2	10	9.7
#3 Florida*	**2/13/25**		**22:48**	**3-6**	**1-4**	**0-0**	**3-1-4**	**2**	**2**	**1**	**0**	**0**	**7**	**9.6**
at #19 Ole Miss*	2/15/25	*	28:15	4-10	1-6	2-2	1-2-3	2	3	2	0	4	11	9.6
#7 Texas A&M*	**2/18/25**	*	**17:19**	**0-2**	**0-1**	**2-2**	**0-2-2**	**3**	**1**	**1**	**0**	**1**	**2**	**9.3**
at Oklahoma*	2/22/25	*	25:23	5-17	1-6	0-0	5-0-5	3	1	0	1	1	11	9.4
at #6 Alabama*	2/25/25	*	16:25	**1-5**	**0-2**	**2-3**	**1-2-3**	**0**	**0**	**3**	**0**	**1**	**4**	**9.2**
LSU*	**3/1/25**	*	**30:09**	5-6	2-3	0-0	0-3-3	2	1	0	0	0	12	9.3
Texas*	**3/4/25**	*	**36:17**	**3-8**	**1-5**	**5-9**	**1-6-7**	**2**	**4**	**2**	**0**	**2**	**12**	**9.4**
at Arkansas*	3/8/25	*	23:18	4-9	2-4	2-3	0-3-3	2	1	0	0	0	12	9.5
vs. LSU%	3/12/25	*	18:01	3-6	2-5	0-0	0-3-3	5	2	1	0	1	8	9.4
vs. #21 Missouri%	3/13/25	*	30:33	0-7	0-3	3-3	1-3-4	2	4	1	1	3	3	9.2
vs. Baylor!	3/21/25	*	23:07	4-6	3-5	0-0	0-2-2	2	1	2	0	1	11	9.3

*^ - Mid-South Showdown - - Arizona Tip-Off +- ACC/SEC Challenge @-Magnolia Madness * - SEC Game % - SEC Championship !- NCAA Tournament*

3 George BEALE JR.

Guard / Senior / 6-4 / 200
Suffolk, Va. / King's Fork HS / Norfolk State/Hampton

@gbeale_2
@wtogb

JUNIOR (2024-25 AT HAMPTON)

- Appeared in 33 games and started in 15 contests for the Pirates
- Produced a career-high 28 points in Hampton's win over Howard on Feb. 1, 2025, while tying his career-high in made threes, with five
- Averaged 13.0 points per game, just one of two Pirates to average double figures
- Sunk 62 three-pointers on the campaign, the 12th most in the CAA and the most on the squad while maintaining a 39.5 three-point percentage
- Posted double-digit scoring on 20 occasions, including four 20-plus point efforts
- Totaled 430 points on the campaign, the second most on the Hampton stat chart
- Maintained an impressive 87.3 free throw percentage, sinking 48-of-55 from behind the foul line
- Tallied 77 rebounds, 29 steals and 31 assists on the campaign

SOPHOMORE (2023-24 AT NORFOLK STATE)

- Saw action in 19 games for the Spartans, making two starts
- Was named to the Preseason All-MEAC Third Team selection
- Averaged 4.3 points and 0.9 rebounds per game, while shooting 48.4 percent (30-of-62) from the floor and 35.5 percent (11-of-31) from behind the arc
- Accumulated eight steals, four assists, and one block on the campaign
- Shot 11-of-14, to maintain a 78.6 percentage from the free throw line
- Tallied 16 points against Southern Virginia on Dec. 18, 2023. In just his second appearance of the season, Beale shot 7-of-10 from the floor
- Registered season-high 18 points with eight rebounds, one assist, and one steal in first start of the season against Virginia Lynchburg on Jan. 15, 2024

FRESHMAN (2022-23 AT NORFOLK STATE)

- Appeared in 29 games for the Spartans, making four starts
- Opened collegiate career with an 18-point, 14-rebound double-double against Virginia Lynchburg on Nov. 7, 2022, shooting 7-of-13 from the floor and 3-of-5 from beyond the arc
- The breakout game earned him the MEAC Rookie of the Week title, the week of Nov. 16
- Scored in double figures on five occasions, including a season-high 19 points against Delaware State on Jan. 9, 2023
- Selected to the MEAC All-Rookie Team after averaging 4.4 points, 2.0 rebounds, 0.6 assists, and 0.6 steals per game
- Tallied 17 points on an efficient 7-of-8 shooting day at Coppin State on Jan. 21, 2023, knocking down all three attempts from behind the arc
- Pushed Spartans to a comeback victory at William & Mary on Dec. 10, 2022, with 10 points and five rebounds
- Recorded 13 points, five rebounds, and a career-best five steals at North Carolina Central on Feb. 27, 2023
- Maintained a 43.9 percent shooting average from the floor (47-of-107) and a 39.1 percent average from the three-point range (18-of-46)

HIGH SCHOOL

- Named the 2022 All-Tidewater Player of the Year and Class 4 Region A Player of the Year
- Earned First Team All-State honors after averaging 23 points, nine rebounds, and four assists per game as a senior
- Led King's Fork to a 20-0 regular season record
- Totaled a career-high 51 points, 10 rebounds, and eight steals in a win over Hickory his senior year
- Named to the all-district and all-region second teams as a sophomore, averaging 14.3 points and eight rebounds per game, leading King's Fork to a state championship
- Played for Boo Williams AAU
- A multi-sport athlete, Beale also competed on the track team, notching a third-place finish in the state meet as a junior

COLLEGE PATH

2022-23: Freshman - Norfolk State
2023-24: Sophomore - Norfolk State
2024-25: Junior - Hampton
2025-26: Senior - UCF

CAREER HIGHS

Points	28	Howard (2/1/25)
Rebounds	14	Virginia-Lynchburg (11/7/22)
Assists	4	Penn St.-Wilkes Barre
Steals	5	at N.C. Central (2/27/23)
Blocks	1	3x, last at Coppin State (3/13/24)
FGs Made	9	2x, last vs. N.C. A&T (12/3/24)
FGs Attempted	18	Howard (2/1/25)
3-Pt. FGs Made	5	2x, last vs. Howard (2/1/25)
3-Pt. FGs Attempted	13	Howard (2/1/25)
FTs Made	7	Howard (2/1/25)
FTs Attempted	7	Howard (2/1/25)

2024-25 GAME HIGHS

Points	28	Howard (2/1/25)
Rebounds	4	UNCW (3/9/25)
Assists	3	UNCW (2/22/25)
Steals	3	William & Mary (1/16/25)
Blocks	1	Norfolk St. (11/16/24)
FGs Made	9	NC A&T (12/3/24)
FGs Attempted	18	Howard (2/1/25)
3-Pt. FGs Made	5	Howard (2/1/25)
3-Pt. FGs Attempted	13	Howard (2/1/25)
FTs Made	7	Howard (2/1/25)
FTs Attempted	7	Howard (2/1/25)

DID YOU KNOW?

Major: Integrative General Studies
Favorite pro athlete: Kobe Bryant
Favorite pro team: Los Angeles Lakers
Pre-game ritual: Eat/nap
Favorite food: Breakfast
Favorite off-day activity: Yoga
Fun fact: I like to fish
Hidden talent: Can sing

MISCELLANEOUS

	2024-25	Career
10+ Points	23	31
20+ Points	5	5
30+ Points	-	-
5+ Rebounds	-	4
10+ Rebounds	-	1
3+ Three Pointers	11	15
5+ Assists	-	-
3+ Steals	1	3
3+ Blocks	-	-
Double-Doubles	-	1

Career Stats

SEASON	TEAM	GP	GS	MIN	AVG	FG	FGA	PCT	3FG	3FGA	PCT	FT	FTA	PCT	OFF	DEF	TOT	RPG	PF	FO	A	APG	TO	BLK	STL	PTS	PPG
2022-23	Norfolk State	29	4	347	12.0	47	107	.439	18	46	.391	16	21	.762	18	41	59	2.0	35	0	17	0.6	9	1	18	128	4.4
2023-24	Norfolk State	19	2	200	10.5	30	62	.484	11	31	.355	11	14	.786	7	11	18	0.9	24	0	4	0.2	9	1	8	82	4.3
2024-25	Hampton	25	15	613	24.5	120	267	.449	46	115	.400	33	40	.825	14	45	59	2.4	59	1	22	0.9	39	1	29	430	13.3
TOTAL		**81**	**21**	**1,357**	**16.7**	**237**	**527**	**.449**	**91**	**234**	**.388**	**75**	**90**	**.833**	**46**	**108**	**154**	**1.9**	**137**	**1**	**52**	**0.6**	**57**	**2**	**57**	**640**	**7.9**

3 / George Beale Jr.

2022-23 GAME-BY-GAME | FRESHMAN | NORFOLK ST

Opponent	Date	GS	MIN	FG-A	3FG-A	FT-A	O-D-TOT	PF	A	TO	BLK	STL	PTS	PPG
Penn State Wilkes-Barre	**11/4/22**		**24:00**	**1-4**	**0-2**	**0-0**	**1-2-3**	**2**	**2**	**2**	**0**	**3**	**2**	**2.0**
Virginia-Lynchburg	**11/6/22**	*	**19:59**	**0-3**	**0-1**	**2-2**	**2-2-4**	**5**	**0**	**2**	**0**	**0**	**2**	**2.0**
James Madison	**11/9/22**		**13:56**	**0-2**	**0-0**	**0-0**	**0-0-0**	**0**	**2**	**0**	**0**	**1**	**0**	**1.3**
at Williams & Mary	11/12/22		15:05	1-3	0-0	0-0	0-1-1	1	1	1	0	0	2	1.5
at Hampton	11/16/22		7:41	1-1	0-0	0-0	0-0-0	3	0	0	0	1	2	1.6
at Stanford	11/20/22		3:20	0-0	0-0	0-0	0-0-0	0	0	1	0	0	0	1.3
at Grand Canyon	11/22/22		19:50	0-2	0-2	0-0	0-2-2	0	3	3	0	1	0	1.1
at UC Davis	11/25/22		25:19	2-7	0-3	0-1	0-6-6	0	4	1	0	1	4	1.5
at Stony Brook	12/1/22		27:56	2-7	0-2	2-2	0-3-3	1	3	3	0	0	6	2.0
Hofstra	**12/9/22**		**13:23**	**1-3**	**0-2**	**0-0**	**0-2-2**	**0**	**1**	**1**	**0**	**0**	**2**	**2.0**
at #25 Baylor	12/11/22		20:35	2-3	0-0	0-0	0-3-3	2	4	1	0	0	4	2.2
at Northern Kentucky	12/15/22		21:45	3-6	0-0	0-1	0-3-3	3	2	2	0	0	6	2.5
vs. Alabama State^	1/5/22		11:23	0-1	0-0	3-4	0-1-1	1	1	0	0	0	3	2.5
vs. Grambling State^	1/12/22		23:50	4-12	2-6	2-2	0-2-2	1	3	4	0	1	12	3.2
at High Point	1/15/22		25:28	3-8	1-5	1-2	0-2-2	4	3	3	1	3	8	3.5
at #1 Tennessee	12/31/22		25:34	5-9	4-6	2-3	0-4-4	2	2	3	0	0	16	4.3
Maryland Eastern*	**1/4/23**	*	**34:01**	**4-11**	**3-6**	**6-7**	**0-7-7**	**2**	**4**	**3**	**0**	**1**	**17**	**5.1**
at Delaware State*	1/6/23		20:22	4-11	2-5	2-2	0-1-1	5	1	2	0	0	12	5.4
Coppin State*	**1/11/23**		**18:06**	**0-2**	**0-0**	**0-0**	**0-2-2**	**0**	**0**	**1**	**0**	**0**	**0**	**5.2**
at Morgan State*	**1/13/23**	*	**19:09**	**2-3**	**0-1**	**0-0**	**1-4-5**	**4**	**0**	**4**	**0**	**0**	**4**	**5.1**
Washington Adventist*	1/20/23	*	32:42	2-12	0-4	2-2	2-2-4	1	5	3	0	1	6	5.1
Howard*	**1/25/23**	*	**22:30**	**1-8**	**0-3**	**3-3**	**2-1-3**	**3**	**5**	**1**	**0**	**2**	**5**	**5.1**
South Carolina State*	**2/1/23**	*	**27:54**	**5-12**	**1-4**	**3-5**	**2-3-5**	**1**	**5**	**3**	**0**	**2**	**14**	**5.5**
NC Central*	2/3/23	*	38:55	3-11	2-6	4-6	2-4-6	4	5	2	0	3	12	5.8
at Maryland Eastern*	**2/15/23**	*	**36:16**	**3-6**	**2-3**	**0-0**	**0-8-8**	**2**	**6**	**2**	**0**	**0**	**8**	**5.9**
Delaware State*	**2/17/23**	*	**33:54**	**4-11**	**0-3**	**0-2**	**2-5-7**	**2**	**5**	**2**	**0**	**1**	**8**	**6.0**
at Coppin State*	2/22/23	*	31:01	3-11	3-9	6-7	0-1-1	2	2	2	0	2	15	6.3
at South Carolina State*	3/1/23	*	29:54	3-7	1-4	0-0	0-5-5	4	9	2	0	2	7	6.3
at NC Central*	3/3/23	*	31:23	3-12	3-6	1-2	1-4-5	3	4	1	0	4	10	6.4
at Howard*	3/6/23	*	33:48	2-7	2-4	0-0	1-4-5	4	7	4	0	1	6	6.4
vs. Maryland Eastern%	3/12/23													
vs. Morgan State%	3/14/23													
vs. South Carolina State%	3/15/23													
vs. #3 Florida!	3/21/23													

*^ - Chris Paul HBCU Challenge * - Mid-Eastern Athletic Conference Game % - MEAC Championship !- NCAA Tournament*

2023-24 GAME-BY-GAME | SOPHOMORE | NORFOLK ST.

Opponent	Date	GS	MIN	FG-A	3FG-A	FT-A	O-D-TOT	PF	A	TO	BLK	STL	PTS	PPG
Penn State Wilkes-Barre	**11/6/23**		**DNP**											
Apprentice	**11/11/22**		**DNP**											
Hampton	**11/14/22**		**DNP**											
vs. Fordham^	11/17/22		DNP											
vs. San Jose State^	11/18/23		DNP											
vs. Florida Gulf Coast^	11/20/23		DNP											
at Wichita State	11/25/23		DNP											
William & Mary	**11/28/23**		**DNP**											
at VCU	12/1/23		DNP											
at Illinois State	12/9/23		DNP											
at Stony Brook	12/13/23		DNP											
at Hofstra	12/16/23		5:20	0-0	0-0	0-0	0-0-0	0	0	0	0	0	0	0.0
Southern Virginia	**12/18/23**		**15:25**	**7-10**	**2-4**	**0-0**	**1-0-1**	**2**	**1**	**0**	**0**	**2**	**16**	**8.0**
at UTEP	12/20/23		5:53	0-0	0-0	0-0	0-0-0	0	0	1	0	0	0	5.3
vs. South Dakota St.	12/21/23		18:10	5-7	4-5	0-0	0-2-2	1	0	1	0	0	14	7.5
at #5 Tennessee	1/2/24		17:10	3-4	1-1	0-0	0-1-1	3	0	1	0	2	7	7.4
at South Carolina St.*	1/6/24		18:00	3-4	1-1	2-2	1-0-1	2	0	0	0	1	9	7.7
at NC Central*	1/8/24		15:23	1-3	0-1	1-2	0-2-2	3	1	0	0	0	3	7.0
Virginia Lynchburg*	**1/15/24**	*	**18:56**	**7-12**	**2-5**	**2-2**	**3-5-8**	**2**	**1**	**0**	**0**	**1**	**18**	**8.4**
at Howard*	1/20/24	*	7:37	0-1	0-0	1-2	0-0-0	1	0	1	0	0	1	7.6
Coppin State*	**1/27/24**		**6:57**	**0-3**	**0-2**	**1-2**	**0-0-0**	**0**	**1**	**2**	**0**	**0**	**1**	**6.9**
Morgan State*	**1/29/24**		**15:35**	**1-3**	**1-2**	**2-2**	**0-1-1**	**1**	**0**	**1**	**0**	**0**	**5**	**6.7**
Delaware State*	**2/3/24**		**6:06**	**0-2**	**0-2**	**0-0**	**0-0-0**	**1**	**0**	**1**	**0**	**0**	**0**	**6.2**
at Maryland Eastern*	2/5/24		17:47	1-7	0-5	0-0	1-0-1	3	0	0	0	1	2	5.8
South Carolina State*	**2/17/24**		**6:51**	**1-3**	**0-2**	**2-2**	**1-0-1**	**2**	**0**	**0**	**0**	**0**	**4**	**5.7**
NC Central*	**2/19/24**		**7:48**	**0-1**	**0-1**	**0-0**	**0-0-0**	**3**	**0**	**0**	**0**	**1**	**0**	**5.3**
at Coppin State*	2/24/24		10:17	0-0	0-0	0-0	0-0-0	0	0	1	0	0	0	5.0
at Morgan State*	2/26/24		DNP											
at Delaware State*	3/2/24		DNP											
Maryland Eastern*	**3/4/24**		**DNP**											
Howard*	**3/7/24**		**0:53**	**0-0**	**0-0**	**0-0**	**0-0-0**	**0**	**0**	**0**	**0**	**0**	**0**	**4.7**
vs. Coppin State%	3/13/24		2:57	0-0	0-0	0-0	0-0-0	0	0	0	1	0	0	4.4
vs. Howard%	3/15/24		DNP											
Alabama A&M#	3/23/24		4:11	1-2	0-0	0-0	0-0-0	0	0	0	0	0	2	4.3
Purdue Fort Wayne#	3/27/24		DNP											

*^ - U.S. Virgin Islands Paradise Jam * - MEAC Game % - MEAC Championship # - CollegeInsider.com Postseason Tournament*

2024-25 GAME-BY-GAME | JUNIOR | HAMPTON

Opponent	Date	GS	MIN	FG-A	3FG-A	FT-A	O-D-TOT	PF	A	TO	BLK	STL	PTS	PPG
Mid-Atlantic Christian	**11/4/24**		**16:51**	**5-9**	**2-5**	**3-3**	**1-1-2**	**2**	**2**	**1**	**0**	**1**	**15**	**15.0**
at George Washington	11/8/24		29:39	8-14	2-4	1-1	2-0-2	1	0	0	0	1	19	17.0
at Providence	11/12/24		15:33	0-5	0-4	0-0	1-1-2	5	0	2	0	2	0	11.3
Norfolk State	**11/16/24**		**24:49**	**5-14**	**2-8**	**0-0**	**2-2-4**	**3**	**0**	**0**	**1**	**2**	**12**	**11.5**
at UMBC	11/19/24		27:08	9-16	3-5	2-2	1-1-2	3	0	1	0	2	23	13.8
vs. Boise State^	11/24/24		27:54	4-22	2-4	2-2	1-2-3	1	0	2	0	0	12	13.5
vs. Duquesne^	11/25/24		22:51	2-5	1-1	2-2	1-0-1	2	3	0	0	2	7	12.6
vs. High Point^	11/26/24		25:21	6-15	3-8	2-2	0-1-1	0	2	2	0	0	17	13.1
North Carolina A&T*	**12/3/24**		**32:00**	**9-16**	**3-7**	**4-4**	**0-3-3**	**3**	**2**	**1**	**0**	**0**	**25**	**14.4**
Apprentice	**12/10/24**		**17:03**	**2-9**	**2-4**	**2-2**	**1-1-2**	**2**	**1**	**0**	**0**	**0**	**8**	**13.8**
Regent	**12/18/24**		**10:42**	**3-5**	**1-2**	**0-0**	**0-4-4**	**1**	**1**	**1**	**0**	**0**	**7**	**13.2**
at Loyola Md.	12/21/24		9:59	0-5	0-3	0-0	0-0-0	2	0	0	0	0	0	12.1
Howard	12/28/24		19:13	5-11	3-6	0-0	1-2-3	3	2	1	0	0	13	12.2
at Charleston*	1/2/25		22:18	5-11	3-5	1-2	0-2-2	3	1	2	0	0	14	12.3
at Elon*	1/4/25		18:56	4-8	2-5	0-0	1-1-2	4	1	0	0	1	10	12.1
Campbell*	**1/9/25**	*	**27:15**	**6-17**	**3-8**	**0-0**	**1-3-4**	**1**	**2**	**1**	**0**	**2**	**15**	**12.3**
Delaware*	**1/11/25**	*	**31:26**	**8-14**	**2-4**	**0-0**	**1-3-4**	**2**	**2**	**1**	**0**	**0**	**18**	**12.6**
William & Mary*	**1/16/25**	*	**26:29**	**4-13**	**1-7**	**2-4**	**2-1-3**	**2**	**0**	**2**	**0**	**3**	**11**	**12.6**
at North Carolina A&T*	1/20/25	*	29:08	6-11	1-3	0-0	1-1-2	3	2	1	0	0	13	12.6
at William & Mary*	1/23/25	*	23:58	7-13	2-4	3-4	0-1-1	3	0	2	0	0	19	12.9
at UNCW*	1/25/25	*	23:51	3-8	0-3	2-2	0-2-2	2	0	1	0	2	8	12.7
Northeastern*	**1/30/25**		**24:01**	**8-14**	**3-7**	**0-1**	**0-2-2**	**3**	**1**	**4**	**0**	**2**	**19**	**13.0**
Howard	**2/1/25**		**38:16**	**8-18**	**5-13**	**7-7**	**0-2-2**	**4**	**0**	**4**	**0**	**1**	**28**	**13.6**
at Monmouth*	2/6/25		22:13	2-8	0-4	1-2	0-1-1	1	1	0	0	2	5	13.3
at Northeastern*	2/8/25	*	24:59	4-8	0-1	2-2	1-2-3	1	1	2	0	0	10	13.1
Drexel*	**2/13/25**	*	**25:33**	**3-7**	**2-4**	**0-0**	**0-2-2**	**2**	**1**	**0**	**0**	**0**	**8**	**12.9**
Hofstra*	**2/15/25**	*	**23:25**	**3-9**	**1-4**	**4-5**	**0-4-4**	**3**	**0**	**0**	**0**	**1**	**11**	**12.9**
UNCW*	**2/22/25**	*	**29:51**	**8-13**	**4-6**	**0-0**	**0-3-3**	**0**	**3**	**2**	**0**	**1**	**20**	**13.1**
Stony Brook*	**2/24/25**	*	**18:11**	**4-8**	**4-6**	**0-0**	**0-1-1**	**2**	**0**	**2**	**0**	**1**	**12**	**13.1**
at Drexel*	2/27/25	*	26:36	3-12	0-2	0-0	1-1-2	3	0	1	0	0	6	12.8
at Towson*	3/1/25	*	32:11	6-9	1-1	3-3	0-1-1	2	1	1	0	0	16	12.9
vs. Northeastern%	3/8/25	*	36:48	8-14	3-5	3-3	1-2-3	4	1	1	0	2	22	13.2
vs. UNCW%	3/9/25	*	20:55	2-8	1-4	2-2	1-3-4	5	1	1	0	1	7	13.0

*^ - Cayman Islands Classic * - Colonial Athletic Association Conference Game % - CAA Championship*



4 Jamichael STILLWELL

Forward / Senior / 6-8 / 245
Atlanta, Ga. / Elevation Prep / Miami Dade/Butler CC/Milwaukee

@jamichaelStill1
@liltwin._

JUNIOR (2024-25, AT MILWAUKEE)

- Played in 31 games for the Panthers, making 29 starts throughout the season
- Named one of 30 finalists for the 2024-25 Riley Wallace award, presented annually to the most impactful transfer in NCAA Division I college basketball
- Became the first-ever player in program history to average a double-double for a season, finishing with averages of 13.0 points per game and a program-record 10.7 rebounds per game
- Tallied 16 double-doubles on the season, shattering Milwaukee's previous record of nine in a single season, while also setting a new record for most consecutive double-doubles with five, with a stretch of double-double games from Dec. 12-29, 2024
- Named First Team All-Horizon League and the Horizon League Newcomer of the Year in his only season with the Panthers
- Earned a spot on the College Sports Communicators Academic All-District Team
- Led the Panthers' rebounding efforts in 28 games, including each of the first 16 games of the season, which marked the longest streak in Milwaukee's NCAA Division I history
- Connected on 46.8 percent (146-of-312) of field goals overall, 28.6 percent (20-of-70) from downtown, and 56.2 percent (91-of-162) from the free throw line
- Added 40 steals and 12 blocks on the campaign

SOPHOMORE (2023-24, AT BUTLER CC)

- Played in 27 games for the Grizzlies, starting on 25 of those occasions
- The only player on the roster to average a double-double with 12.5 points and 10.5 rebounds per outing
- Posted a dozen double-doubles during the campaign, helped along by 14 games of double-digit rebounds, including a high of 20 boards alongside a 16-point effort against State Fair CC on Nov. 15, 2023
- Accumulated 338 points on the campaign, the second most on the squad
- Brought down 231 defensive rebounds for the Grizzlies, leading the team with 283 total during the season
- Notched a season-high 25 points on Jan. 21, 2024, at Crowley College, where he also tacked on eight rebounds
- Amassed 24 double-digit scoring outings, including a six-game stretch from Dec. 6 to Jan. 13 where he put up 15 or more points in each game

FRESHMAN (2022-23, AT MIAMI DADE COLLEGE)

- Appeared in 29 games, where he averaged 30.2 minutes per game
- Averaged 13.9 points per game and pulled down 8.4 rebounds per game
- Scored double-digits in 23 of 29 games, including a stretch of 11 consecutive games from Nov. 12 through Dec. 14, 2022
- Posted nine games where he snagged 10 or more rebounds, including a season-high 18 in a win over Polk State on Dec. 10. 2022
- Had a career game in a win over Hillsborough CC on Feb. 9, 2023, finishing with 27 points and 12 rebounds, hitting 12-of-13 from the floor
- Was named to JUCOrecruiting.com's Fab 50 Juco Freshman List and first team All-Southern Conference
- Tabbed to the D1 FCSAA/NJCAA Region VIII All-Tournament Team

HIGH SCHOOL

- Averaged 24 points and 11 rebounds a game as a senior at Elevation Prep
- Named Big Shots Prep champion and Big Shots MVP
- Played club hoops for Game Elite

COLLEGE PATH

2022-23: Freshman - Miami Dade College
2023-24: Sophomore - Butler CC
2024-25: Junior - Milwaukee
2025-26: Senior - UCF

CAREER HIGHS

Points	26	Robert Morris (1/19/25)
Rebounds	19	at Green Bay (12/11/24)
Assists	6	Oakland (3/6/25)
Steals	5	2x, last vs. Oakland (2/27/25)
Blocks	2	2x, last at Detroit Mercy (1/4/25)
FGs Made	10	Robert Morris (1/19/25)
FGs Attempted	16	Robert Morris (1/19/25)
3-Pt. FGs Made	3	at Green Bay (12/11/24)
3-Pt. FGs Attempted	6	at Purdue Fort Wayne (1/8/25)
FTs Made	10	2x, last vs Northern Ky. (2/16/25)
FTs Attempted	11	2x, last at IU Indy (2/5/25)

2024-25 GAME HIGHS

Points	26	Robert Morris (1/19/25)
Rebounds	19	at Green Bay (12/11/24)
Assists	6	Oakland (3/6/25)
Steals	5	2x, last vs. Oakland (2/27/25)
Blocks	2	2x, last at Detroit Mercy (1/4/25)
FGs Made	10	Robert Morris (1/19/25)
FGs Attempted	16	Robert Morris (1/19/25)
3-Pt. FGs Made	3	at Green Bay (12/11/24)
3-Pt. FGs Attempted	6	at Purdue Fort Wayne (1/8/25)
FTs Made	10	2x, last vs Northern Ky. (2/16/25)
FTs Attempted	11	2x, last at IU Indy (2/5/25)

DID YOU KNOW?

Major: Health science
Favorite pro athlete: Shai Gilgeous-Alexander
Favorite pro team: Oklahoma City Thunder
Pre-game ritual: Listen to music and pray
Favorite food: Steak & mashed potatoes
Favorite off-day activity: Rest and play video games
Fun fact:I am a father
Hidden talent: I can play the drums

MISCELLANEOUS

	2024-25	Career
10+ Points	25	25
20+ Points	3	3
30+ Points	-	-
5+ Rebounds	31	31
10+ Rebounds	19	19
3+ Three Pointers	1	1
5+ Assists	1	1
3+ Steals	5	5
3+ Blocks	-	-
Double-Doubles	16	16

Career Stats

SEASON	TEAM	GP	GS	MIN	AVG	FG	FGA	PCT	3FG	3FGA	PCT	FT	FTA	PCT	OFF	DEF	TOT	RPG	PF	FO	A	APG	TO	BLK	STL	PTS	PPG
2022-23	Miami Dade	29	29	875	30.2	151	346	.436	25	102	.245	77	117	.658	-	-	-	-	-	-	-	-	-	-	-	404	13.9
2023-24	Butler CC	27	25	659	24.4	126	277	.455	23	79	.291	63	91	.692	-	-	-	-	-	-	-	-	-	-	-	338	12.5
2024-25	Milwaukee	31	29	869	28.0	146	312	.468	20	70	.286	91	162	.562	123	210	333	10.7	95	4	43	1.4	66	12	40	403	13.0
TOTAL		31	29	869	28.0	146	312	.468	20	70	.286	91	162	.562	123	210	333	10.7	95	4	43	1.4	66	12	40	403	13.0

Note: total is NCAA total

4 / Jamichael Stillwell

2022-23 GAME-BY-GAME | FR. | MIAMI DADE

Opponent	Date	GS	MIN	FG-A	3FG-A	FT-A	O-D-TOT	PF	A	TO	BLK	STL	PTS	PPG
at Coahoma CC	11/4/22	*	12	2-4	0-2	2-2	-	-	-	-	-	-	6	-
at Oakland CC	11/5/22		DNP											
at #25 East Mississippi CC	11/6/22		DNP											
Albany TC	**11/11/22**	*	**30**	**3-10**	**0-2**	**3-5**	**-**	**-**	**-**	**-**	**-**	**-**	**9**	**-**
Daytona State	**11/12/22**	*	**33**	**7-15**	**0-2**	**0-2**	**-**	**-**	**-**	**-**	**-**	**-**	**16**	**-**
Polk State College	**11/15/22**	*	**37**	**7-14**	**3-6**	**7-10**	**-**	**-**	**-**	**-**	**-**	**-**	**24**	**-**
at Spartanburg Methodist	11/17/22	*	34	7-14	2-4	4-6	-	-	-	-	-	-	20	-
at Florida St. Coll at Jax	11/18/22	*	35	9-18	3-8	2-2	-	-	-	-	-	-	23	-
Florida National	**11/22/22**	*	**31**	**6-16**	**2-5**	**5-10**	**-**	**-**	**-**	**-**	**-**	**-**	**19**	**-**
Florida Coastal Prep	**11/29/22**	*	**27**	**6-12**	**0-0**	**1-2**	**-**	**-**	**-**	**-**	**-**	**-**	**13**	**-**
St. Petersburg College	**12/3/22**	*	**35**	**4-11**	**1-7**	**2-3**	**-**	**-**	**-**	**-**	**-**	**-**	**11**	**-**
Palm Beach St. College	**12/6/22**	*	**29**	**4-10**	**1-2**	**6-8**	**-**	**-**	**-**	**-**	**-**	**-**	**15**	**-**
at Polk State College	12/10/22	*	34	3-9	0-4	4-8	-	-	-	-	-	-	10	-
at St. Petersburg College	12/11/22	*	35	4-15	1-8	2-2	-	-	-	-	-	-	11	-
Time to Ball Prep	**12/14/22**	*	**22**	**5-10**	**0-0**	**0-0**	**-**	**-**	**-**	**-**	**-**	**-**	**10**	**-**
at Palm Beach St. College	12/17/22	*	21	3-7	0-0	3-6	-	-	-	-	-	-	9	-
at St. Petersburg College	12/30/22	*	33	5-14	1-5	3-4	-	-	-	-	-	-	14	-
Hillsborough CC*	**1/7/23**	*	**33**	**7-11**	**1-1**	**3-5**	**-**	**-**	**-**	**-**	**-**	**-**	**18**	**-**
#22 Florida SW St.*	**1/11/23**	*	**30**	**6-15**	**1-5**	**2-4**	**-**	**-**	**-**	**-**	**-**	**-**	**15**	**-**
at Indian River St.*	1/14/23	*	28	6-11	4-7	3-4	-	-	-	-	-	-	19	-
at St. Coll. of Fla.*	1/18/23	*	33	3-15	0-3	6-7	-	-	-	-	-	-	12	-
at Hillsborough CC*	1/25/23	*	32	5-12	0-5	1-2	-	-	-	-	-	-	11	-
at Florida SW St.*	1/28/23	*	36	8-16	0-1	3-4	-	-	-	-	-	-	19	-
Indian River St.*	**2/1/23**	*	**30**	**3-7**	**0-1**	**5-6**	**-**	**-**	**-**	**-**	**-**	**-**	**11**	**-**
St. Coll. of Fla.*	**2/4/23**	*	**19**	**1-6**	**0-1**	**3-6**	**-**	**-**	**-**	**-**	**-**	**-**	**5**	**-**
Hillsborough CC*	**2/9/23**	*	**39**	**12-13**	**1-1**	**2-3**	**-**	**-**	**-**	**-**	**-**	**-**	**27**	**-**
Florida SW St.*	**2/13/23**	*	**29**	**4-11**	**0-4**	**0-0**	**-**	**-**	**-**	**-**	**-**	**-**	**8**	**-**
at Indian River St.*	2/16/23	*	31	8-15	0-3	1-1	-	-	-	-	-	-	17	-
at St. Coll. of Fla.*	**2/20/23**	*	**20**	**0-7**	**0-2**	**2-2**	**-**	**-**	**-**	**-**	**-**	**-**	**2**	**-**
vs Chipola College%	3/4/23	*	37	8-19	4-11	0-0	-	-	-	-	-	-	20	13.9

** - Florida Panhandle Conference Game % - Florida Panhandle Conference Championship*

2024-25 GAME-BY-GAME | JR. | MILWAUKEE

Opponent	Date	GS	MIN	FG-A	3FG-A	FT-A	O-D-TOT	PF	A	TO	BLK	STL	PTS	PPG
Lakeland	**11/4/24**		**19:57**	**8-12**	**0-0**	**2-3**	**5-9-14**	**2**	**2**	**2**	**0**	**0**	**18**	**18.0**
at Northern Iowa	11/7/24	*	24:12	4-11	0-2	2-3	4-5-9	3	2	1	1	1	10	14.0
at Longwood	11/13/24	*	22:04	3-10	0-2	0-2	2-7-9	4	0	3	0	1	6	11.3
at Duquesne	11/19/24	*	29:08	4-7	1-2	2-6	4-6-10	2	0	4	0	1	11	11.3
vs. Portland State^	11/22/24	*	21:35	6-12	2-2	0-0	3-8-11	3	0	3	0	0	14	11.8
vs. Wofford ^	11/23/24	*	30:03	2-10	0-3	4-5	3-9-12	3	0	2	0	0	8	11.2
vs. St. Thomas^	11/24/24	*	29:34	7-13	2-2	6-10	2-6-8	3	1	2	0	2	22	12.7
at UCF	11/27/24	*	31:45	6-9	0-1	2-2	4-8-12	3	2	1	1	0	14	12.9
at Southern Miss	12/30/24	*	18:11	4-7	0-1	2-5	2-6-8	4	0	0	0	1	10	12.6
Cleveland State	**12/5/24**	*	**38:23**	**3-9**	**0-4**	**6-10**	**7-8-15**	**1**	**2**	**4**	**2**	**0**	**12**	**12.5**
at Green Bay	12/11/24	*	30:22	9-15	3-5	3-6	11-8-19	2	1	2	0	2	24	13.5
Akron	**12/15/24**	*	**37:05**	**5-9**	**2-2**	**5-7**	**2-16-18**	**3**	**2**	**4**	**0**	**1**	**17**	**13.8**
North Central	**12/22/24**	*	**21:06**	**4-7**	**0-0**	**4-8**	**5-5-10**	**4**	**0**	**1**	**0**	**2**	**12**	**13.7**
IU Indy*	**12/29/24**	*	**31:47**	**4-9**	**0-2**	**2-6**	**3-10-13**	**2**	**1**	**2**	**0**	**1**	**10**	**13.4**
at Oakland*	1/2/25	*	22:20	5-9	2-3	2-5	3-6-9	5	2	3	1	0	14	13.5
at Detroit Mercy*	1/4/25	*	28:10	4-12	0-3	3-5	7-6-13	4	0	3	2	2	11	13.3
at Purdue Fort Wayne*	1/8/25	*	32:13	6-15	1-6	2-3	1-10-11	5	0	1	0	3	15	13.4
Green Bay*	**1/11/25**		**DNP**											
Youngstown State*	**1/17/25**	*	**24:34**	**3-8**	**0-1**	**4-11**	**4-6-10**	**4**	**2**	**1**	**0**	**0**	**10**	**13.2**
Robert Morris*	**1/19/25**	*	**33:36**	**10-16**	**2-3**	**4-8**	**5-2-7**	**5**	**2**	**2**	**1**	**2**	**26**	**13.9**
at Wright State*	1/22/25	*	33:52	4-9	2-3	0-0	2-4-6	1	0	2	1	0	10	13.7
at Northern Ketucky*	1/24/25	*	23:46	4-5	0-0	6-8	5-4-9	2	1	1	0	0	14	13.7
Purdue Fort Wayne*	**2/2/25**	*	**23:27**	**3-7**	**1-2**	**2-2**	**2-5-7**	**4**	**1**	**3**	**0**	**0**	**9**	**13.5**
at IU Indy*	2/5/25	*	33:24	5-15	0-3	7-11	6-8-14	1	1	2	0	3	17	13.7
at Cleveland State	2/8/25	*	21:39	2-4	0-2	0-0	1-5-6	5	2	5	1	2	4	13.3
Wright State*	**2/14/25**	*	**32:44**	**6-13**	**2-3**	**1-3**	**3-5-8**	**3**	**2**	**2**	**0**	**2**	**15**	**13.3**
Northern Kentucky*	**2/16/25**	*	**24:32**	**4-12**	**0-2**	**7-10**	**9-4-13**	**3**	**1**	**1**	**0**	**0**	**15**	**13.4**
at Youngstown State*	2/21/25	*	30:58	2-8	0-3	3-4	5-6-11	2	4	3	0	1	7	13.1
at Robert Morris*	2/23/25	*	28:41	5-12	0-5	2-4	3-7-10	4	0	1	1	5	12	13.1
Oakland*	**2/27/25**	*	**26:53**	**1-6**	**0-0**	**2-6**	**4-9-13**	**4**	**3**	**2**	**1**	**5**	**4**	**12.8**
Detroit Mercy*	**3/1/25**	*	**28:25**	**5-9**	**0-2**	**6-8**	**4-6-10**	**0**	**3**	**0**	**0**	**3**	**16**	**12.9**
vs. Oakland%	3/6/24	*	34:29	8-12	0-1	0-1	2-6-8	4	6	3	0	0	16	13.0

*^ - Cream City Challenge * - Horizon League Game %-Horizion League Championships*

2023-24 GAME-BY-GAME | SO. | BUTLER CC

Opponent	Date	GS	MIN	FG-A	3FG-A	FT-A	O-D-TOT	PF	A	TO	BLK	STL	PTS	PPG
Henry Ford College	11/3/23	*	1	10-21	0-5	4-4	-	-	-	-	-	-	24	-
at #20 Mobley Area CC	11/4/23	*	1	3-10	0-1	1-4	-	-	-	-	-	-	7	
Labette	11/7/23	*	34	8-11	0-1	1-4	-	-	-	-	-	-	17	
Kansas Wesleyan	**11/10/23**	*	**16**	**5-7**	**0-1**	**0-0**	**-**	**-**	**-**	**-**	**-**	**-**	**10**	**-**
State Fair CC	**11/15/23**	*	**30**	5-12	0-2	0-2	-	-	-	-	-	-	16	-
Northern Okla.-Enid	**11/18/23**	*	**24**	5-10	1-2	0-0	-	-	-	-	-	-	11	-
NW Kansas TC*	11/21/23	*	26	6-14	3-6	4-4	-	-	-	-	-	-	19	-
Seward County*	11/26/23	*	31	3-6	0-1	2-2	-	-	-	-	-	-	8	-
at Coffeyville*	**11/29/23**	*	**33**	3-12	2-7	8-9	-	-	-	-	-	-	16	-
#6 Barton*	**12/2/23**	*	**25**	2-5	0-2	2-6	-	-	-	-	-	-	6	-
at Garden City*	**12/6/23**	*	**37**	6-18	2-3	2-2	-	-	-	-	-	-	16	-
Dodge City*	**12/9/23**	*	**27**	5-12	0-1	2-4	-	-	-	-	-	-	12	-
#21 Hutchinson*	1/3/24	*	32	5-11	3-5	3-5	-	-	-	-	-	-	16	-
at Colby*	1/6/24	*	32	6-8	0-1	4-6	-	-	-	-	-	-	16	-
Independence*	**1/10/24**	*	**28**	8-16	1-5	0-0	-	-	-	-	-	-	17	-
at Pratt*	1/13/24	*	1	5-12	2-4	3-4	-	-	-	-	-	-	15	-
Cloud County*	1/17/24	*	31	5-14	1-5	0-0	-	-	-	-	-	-	8	-
at #12 Cowley College*	**1/21/24**	*	**31**	10-16	1-4	4-5	-	-	-	-	-	-	25	-
NW Kansas TC*	**1/27/24**	*	**30**	3-7	0-1	6-6	-	-	-	-	-	-	12	-
at Seward County*	1/31/24	*	27	4-5	2-2	3-5	-	-	-	-	-	-	13	-
Coffeyville*	2/3/24	*	29	4-8	1-4	1-3	-	-	-	-	-	-	10	-
at #3 Barton*	2/7/24	*	17	0-3	0-3	0-0	-	-	-	-	-	-	0	-
Garden City*	2/10/24	*	17	1-4	0-1	1-4	-	-	-	-	-	-	3	-
at Dodge City*	**2/14/24**		**DNP**											
at #15 Hutchinson*	**2/17/24**		**30**	3-6	1-2	0-1	-	-	-	-	-	-	7	-
Colby*	**2/21/24**	*	**32**	4-12	1-4	2-4	-	-	-	-	-	-	11	-
at Independence*	**2/24/24**		**DNP**											
Pratt*	2/28/24		15	2-7	0-3	3-3	-	-	-	-	-	-	7	-
at Cloud County*	**3/2/24**		**DNP**											
#11 Cowley College*	3/6/24		DNP											
Cloud County*	3/12/24		DNP											
at Barton%	3/15/24	*	22	6-13	2-6	2-3	-	-	-	-	-	-	16	-

** - Kansas Jayhawk Community College Conference Game % - KJCCC Championship*

5 Kris PARKER

Guard / R-So. / 6-9 / 201
Tallahassee, Fla. / Crossroad Academy / Alabama/Villanova

@krissnoolimit
@noolimitkris

REDSHIRT FRESHMAN (2024-25, AT VILLANOVA)

- Appeared in 27 games for the Wildcats, seeing action in all 11 non-conference games
- Averaged 10.0 minutes an outing, contributing 2.6 points per game and 1.4 rebounds per game
- Dropped a career-high 11 points in Villanova's win over NJIT on Nov. 8, 2024, which he later matched in conference play against DePaul on Jan. 4, 2025
- Supplied four key points and critical second-half defense in the Wildcats' tight 73-65 win over Butler on Jan. 1, 2025
- Added on five points and a pair of assists in an 85-64 win over Colorado on April 1, 2025, in the College Basketball Crown Tournament, before falling to UCF in the semi-final round of the tournament

FRESHMAN (2023-24, AT ALABAMA)

- Did not record any stats, redshirted the season

HIGH SCHOOL

- A Top 10 prospect in Florida's prep class of 2023, Parker averaged 24.8 points, 14.2 rebounds, and 7.1 assists per outing during his senior season at Crossroad
- Ranked as a four-star forward, according to Rivals
- Selected as the 2023 Florida Class 2A Player of the Year
- Led Crossroad Academy to a 2A District 1 title in his final season

COLLEGE PATH

2023-24: Freshman - Alabama
2024-25: R-Freshman - Villanova
2025-26: R-Sophomore - UCF

CAREER HIGHS

Points	11	2x, last vs. DePaul (1/4/25)
Rebounds	5	FDU (12/11/24)
Assists	3	Penn (11/19/24)
Steals	5	at St. John's (NY) (1/11/25)
Blocks	1	5x, last vs. Providence (1/17/25)
FGs Made	4	2x, last vs. DePaul (1/4/25)
FGs Attempted	7	NJIT (11/8/24)
3-Pt. FGs Made	2	NJIT (11/8/24)
3-Pt. FGs Attempted	4	NJIT (11/8/24)
FTs Made	3	2x, last vs. Colorado (4/1/25)
FTs Attempted	6	DePaul (1/4/25)

2024-25 GAME HIGHS

Points	11	2x, last vs. DePaul (1/4/25)
Rebounds	5	FDU (12/11/24)
Assists	3	Penn (11/19/24)
Steals	5	at St. John's (NY) (1/11/25)
Blocks	1	5x, last vs. Providence (1/17/25)
FGs Made	4	2x, last vs. DePaul (1/4/25)
FGs Attempted	7	NJIT (11/8/24)
3-Pt. FGs Made	2	NJIT (11/8/24)
3-Pt. FGs Attempted	4	NJIT (11/8/24)
FTs Made	3	2x, last vs. Colorado (4/1/25)
FTs Attempted	6	DePaul (1/4/25)

DID YOU KNOW?

Major: Sport Business Management
Favorite pro athlete: Lamar Jackson
Favorite pro team: Baltiomore Ravens
Pre-game ritual: Pray/meditate
Favorite food: Chicken, any type
Favorite off-day activity: Play video games or go to the range
Fun fact:I have a candle collection
Hidden talent: Decent whistler

MISCELLANEOUS

	2024-25	Career
10+ Points	2	2
20+ Points	-	-
30+ Points	-	-
5+ Rebounds	1	1
10+ Rebounds	-	-
3+ Three Pointers	-	-
5+ Assists	-	-
3+ Steals	-	-
3+ Blocks	-	-
Double-Doubles	-	-

Career Stats

SEASON	TEAM	GP	GS	MIN	AVG	FG	FGA	PCT	3FG	3FGA	PCT	FT	FTA	PCT	OFF	DEF	TOT	RPG	PF	FO	A	APG	TO	BLK	STL	PTS	PPG
2024-25	Villanova	27	0	273	10.1	24	55	.436	5	25	.200	18	30	.600	9	29	38	1.4	49	0	13	0.5	16	5	5	71	2.6
TOTAL		**27**	**0**	**273**	**10.1**	**24**	**55**	**.436**	**5**	**25**	**.200**	**18**	**30**	**.600**	**9**	**29**	**38**	**1.4**	**49**	**0**	**13**	**0.5**	**16**	**5**	**5**	**71**	**2.6**

5 / Kris Parker

2024-25 GAME-BY-GAME | R-FR. | VILLANOVA

Opponent	Date	GS	MIN	FG-A	3FG-A	FT-A	O-D-TOT	PF	A	TO	BLK	STL	PTS	PPG
Lafayette	**11/4/24**		**5:47**	**0-2**	**0-0**	**0-0**	**0-2-2**	**2**	**0**	**1**	**0**	**0**	**0**	**0.0**
Columbia	**11/6/24**		**8:39**	**1-3**	**0-2**	**2-2**	**0-0-0**	**1**	**0**	**0**	**0**	**0**	**4**	**2.0**
New Jersey IT	**11/8/24**		**17:34**	**4-7**	**2-4**	**1-3**	**0-2-2**	**1**	**1**	**1**	**0**	**0**	**11**	**5.0**
at St. Joseph's	11/12/24		16:32	1-2	1-2	0-0	0-1-1	4	1	1	0	0	3	4.5
vs. Virginia^	11/15/24		13:09	1-4	0-3	0-0	0-3-3	2	0	1	0	1	2	4.0
Penn	**11/19/24**		**11:56**	**0-3**	**0-2**	**2-4**	**1-3-4**	**3**	**3**	**0**	**1**	**1**	**2**	**3.7**
vs. Maryland !	11/24/24		5:33	0-0	0-0	0-0	0-1-1	0	0	0	0	0	0	3.1
Rider	**11/27/24**		**14:24**	**2-3**	**1-2**	**2-2**	**2-1-3**	**3**	**2**	**4**	**0**	**0**	**7**	**3.6**
Cincinnati	**12/3/24**		**3:38**	**0-0**	**0-0**	**0-0**	**0-0-0**	**0**	**0**	**0**	**0**	**0**	**0**	**3.2**
at Temple	12/7/24		12:41	1-1	1-1	2-4	0-0-0	4	2	0	0	0	5	3.4
FDU	**12/11/24**		**13:35**	**1-2**	**0-1**	**0-0**	**0-5-5**	**2**	**1**	**0**	**0**	**0**	**2**	**3.3**
Seton Hall*	**12/17/24**		**2:09**	**0-0**	**0-0**	**1-2**	**0-0-0**	**1**	**0**	**0**	**0**	**0**	**1**	**3.1**
at Creighton*	12/21/24		10:58	2-2	0-0	0-0	0-1-1	2	0	0	1	1	4	3.2
at Butler*	1/1/25		16:27	1-2	0-1	2-3	1-0-1	3	0	0	1	0	4	3.2
DePaul*	**1/4/25**		**19:12**	**4-5**	**0-0**	**3-6**	**0-2-2**	**4**	**0**	**2**	**0**	**0**	**11**	**3.7**
#9 UConn*	**1/8/25**		**12:58**	**2-4**	**0-1**	**0-0**	**0-2-2**	**0**	**1**	**2**	**0**	**0**	**4**	**3.8**
at St. John's*	1/11/25		16:08	1-1	0-0	0-0	0-2-2	4	0	0	1	2	2	3.6
at Xavier*	1/14/25		10:17	1-3	0-1	0-0	0-2-2	3	0	0	0	0	2	3.6
Providence*	**1/17/25**		**5:55**	**0-1**	**0-0**	**0-0**	**0-0-0**	**0**	**0**	**0**	**1**	**0**	**0**	**3.4**
Georgetown*	**1/20/25**		**14:58**	**1-4**	**0-1**	**0-0**	**2-1-3**	**2**	**0**	**1**	**0**	**0**	**2**	**3.3**
#10 Marquette*	**1/24/25**		**3:58**	**0-0**	**0-0**	**0-0**	**0-0-0**	**0**	**0**	**0**	**0**	**0**	**0**	**3.0**
Creighton*	**2/1/25**		**7:07**	**0-2**	**0-2**	**0-0**	**1-0-1**	**0**	**0**	**0**	**0**	**0**	**0**	**2.9**
at DePaul*	2/5/25		DNP											
Xavier*	**2/9/25**		**DNP**											
#9 St. John's*	**2/12/25**		**DNP**											
at Providence*	2/15/25		DNP											
at UConn*	2/18/25		1:28	0-0	0-0	0-0	1-0-1	0	0	0	0	0	0	2.9
#16 Marquette*	**2/21/25**		**DNP**											
at Seton Hall*	2/26/25		DNP											
Butler*	**3/1/25**		**DNP**											
at Georgetown*	3/4/25		DNP											
vs. Seton Hall%	3/12/25		7:16	0-0	0-0	0-0	0-0-0	1	2	0	0	0	5	2.8
vs. UConn%	3/13/25		DNP											
vs. Colorado$	4/1/25		13:59	1-3	0-1	3-4	0-0-0	1	2	0	0	0	5	2.8
vs. Southern Cali.$	4/3/25		3:11	0-1	0-1	0-0	0-0-0	2	0	2	0	0	0	2.7
vs. UCF$	4/5/25		1:34	0-0	0-0	0-0	0-0-0	1	0	0	0	0	0	2.6

*^ - Hall of Fame Series ! - Empire Classic * - Big East Game % - Big East Tournament $ - College Basketball Crown*

7 John BOL

Center / Sophomore / 7-2 / 210
Boma, South Sudan / Overtime Elite Prep / Ole Miss

@Johnbol_7
@johnbol11

FRESHMAN (2024-25, AT OLE MISS)

- Appeared in 17 games for the Rebels, averaging 1.1 points, 0.9 rebounds, and 4.1 minutes each outing
- Picked up two blocks in the season opener against LIU on Nov. 4, 2024, along with four rebounds
- Tallied 19 points and five blocks during his freshman campaign

HIGH SCHOOL

- Listed as a consensus four-star recruit by On3, 247Sports, Rivals, and ESPN
- Ranked as high as No. 54 nationally by both On3 and ESPN
- Named as the top recruit from the state of Georgia and the eighth-best center in the 2024 class by ESPN
- Selected to play in the 2024 McDonald's All-American game, becoming the first player who was named a McDonald's All-American to suit up in a UCF uniform
- Averaged 10.6 points, 9.9 rebounds, and 1.8 blocks per game as a senior with Overtime Elite

COLLEGE PATH

2024-25: Freshman- Ole Miss
2025-26: Sophomore - UCF

CAREER HIGHS

Points	4	3x, last at Memphis (12/28/24)
Rebounds	4	at Florida (3/8/25)
Assists	-	-
Steals	-	-
Blocks	2	LIU (11/4/24)
FGs Made	2	2x, last at Memphis (12/28/24)
FGs Attempted	3	2x, last at Memphis (12/28/24)
3-Pt. FGs Made	-	-
3-Pt. FGs Attempted	-	-
FTs Made	2	Southern Miss. (12/14/24)
FTs Attempted	4	Southern Miss. (12/14/24)

2024-25 GAME HIGHS

Points	4	3x, last at Memphis (12/28/24)
Rebounds	4	at Florida (3/8/25)
Assists	-	-
Steals	-	-
Blocks	2	LIU (11/4/24)
FGs Made	2	2x, last at Memphis (12/28/24)
FGs Attempted	3	2x, last at Memphis (12/28/24)
3-Pt. FGs Made	-	-
3-Pt. FGs Attempted	-	-
FTs Made	2	Southern Miss. (12/14/24)
FTs Attempted	4	Southern Miss. (12/14/24)

DID YOU KNOW?

Major: Enterpreneurship
Favorite pro athlete: Gianis Antentokounmpo
Favorite pro team: Milwaukee Bucks
Pre-game ritual: Eat pasta
Favorite food: Pasta (spaghetti and meat sauce)
Favorite off-day activity: Drawing/read books by the pool/play video games
Fun fact: I play the piano and love drawing
Hidden talent: Drawing (people/things/animals)

MISCELLANEOUS

	2024-25	Career
10+ Points	-	-
20+ Points	-	-
30+ Points	-	-
5+ Rebounds	-	-
10+ Rebounds	-	-
3+ Three Pointers	-	-
5+ Assists	-	-
3+ Steals	-	-
3+ Blocks	-	-
Double-Doubles	-	-

Career Stats

SEASON	TEAM	GP	GS	MIN	AVG	FG	FGA	PCT	3FG	3FGA	PCT	FT	FTA	PCT	OFF	DEF	TOT	RPG	PF	FO	A	APG	TO	BLK	STL	PTS	PPG
2024-25	Ole Miss	8	0	26	3.2	1	1	1.000	0	0	.000	1	2	.500	3	5	8	1.0	4	0	0	0.0	2	2	0	3	0.4
TOTAL		**8**	**0**	**26**	**3.2**	**1**	**1**	**1.000**	**0**	**0**	**.000**	**1**	**2**	**.500**	**3**	**5**	**8**	**1.0**	**4**	**0**	**0**	**0.0**	**2**	**2**	**0**	**3**	**0.4**

7 / John Bol

2024-25 GAME-BY-GAME | FR. | OLE MISS

Opponent	Date	GS	MIN	FG-A	3FG-A	FT-A	O-D-TOT	PF	A	TO	BLK	STL	PTS	PPG
Long Island	**11/4/24**		**7:27**	**1-1**	**0-0**	**0-0**	**1-3-4**	**1**	**0**	**0**	**2**	**0**	**2**	**2.0**
Grambling State	**11/8/24**		**DNP**											
South Alabama	**11/12/24**		**DNP**											
Colorado State	**11/16/24**		**DNP**											
Oral Roberts	**11/21/24**		**8:13**	**2-3**	**0-0**	**0-0**	**0-1-1**	**1**	**0**	**2**	**1**	**0**	**4**	**3.0**
vs. BYU^	11/28/24		DNP											
vs. #12 Purdue^	11/29/24		DNP											
Louisville	**12/3/24**		**2:17**	**0-0**	**0-0**	**0-0**	**0-0-0**	**1**	**0**	**0**	**0**	**0**	**0**	**2.0**
Lindenwood	**12/7/24**		**5:23**	**0-0**	**0-0**	**0-0**	**0-0-0**	**1**	**0**	**0**	**0**	**0**	**0**	**1.5**
at Southern Miss	12/14/24		6:53	1-3	0-0	2-4	1-0-1	1	0	1	0	0	4	2.0
Southern	**12/17/24**		**1:10**											
Queens	**12/21/24**		**2:52**	**0-0**	**0-0**	**0-0**	**0-0-0**	**0**	**0**	**0**	**0**	**0**	**0**	**1.7**
at Memphis	12/28/24		9:05	2-3	0-0	0-0	2-0-2	2	0	0	0	0	4	2.0
Georgia*	**1/4/25**		**2:38**	**0-0**	**0-0**	**0-0**	**0-0-0**	**0**	**0**	**0**	**0**	**0**	**0**	**1.8**
at Arkansas*	1/8/25		3:51	0-0	0-0	0-0	0-0-0	0	0	0	0	0	0	1.5
LSU*	**1/11/25**		**0:42**	**0-0**	**0-0**	**0-0**	**0-0-0**	**0**	**0**	**0**	**0**	**0**	**0**	**1.3**
at #4 Alabama*	1/14/25		0:10	0-0	0-0	0-0	0-0-0	0	0	0	0	0	0	1.2
at #15 Mississippi St.*	1/18/25		DNP											
#13 Texas A&M*	**1/22/25**		**DNP**											
at #22 Missouri*	1/25/25		3:17	0-0	0-0	0-0	0-1-1	0	0	0	1	0	0	1.2
Texas*	**1/29/25**		**DNP**											
#1 Auburn*	**2/1/25**		**DNP**											
#14 Kentucky*	**2/4/25**		**DNP**											
at LSU*	2/8/25		DNP											
at South Carolina*	2/12/25		DNP											
#22 Mississippi St.*	**2/15/25**		**1:27**	**0-0**	**0-0**	**0-0**	**0-1-1**	**0**	**0**	**0**	**0**	**0**	**0**	**1.1**
at Vanderbilt*	2/22/25		DNP											
at #1 Auburn*	2/23/25		5:01	1-1	0-0	0-0	1-1-2	1	0	0	0	0	2	1.2
Oklahoma*	**3/1/25**		**DNP**											
#4 Tennessee*	**3/5/25**		**DNP**											
at #5 Florida*	3/8/25		8:54	0-0	0-0	1-2	2-2-4	3	0	2	0	0	1	1.2
vs. Arkansas%	3/13/25		DNP											
vs. #3 Auburn%	3/14/25		DNP											
vs. North Carolina!	3/21/25		DNP											
vs. #14 Iowa State!	3/23/25		DNP											
vs. #7 Michigan State!	3/28/25		DNP											

*^ - Rady Children's Invitational $ - Jerry Colangelo Classic * - ACC Game % - ACC Tournament !- NCAA Tournament*

9 Elijah HULSEWE

Center / Redshirt Junior / 7-0 / 270
Orlando, Fla. / Windermere Prep / Bethune-Cookman
@elijahhulsewe

JUNIOR (2024-25)
- Did not see game action, earning a redshirt

SOPHOMORE (2023-24, AT BETHUNE-COOKMAN)
- Appeared in 30 games, starting in 13 of them while playing in 397 minutes
- Averaged 4.4 points and 3.97 rebounds per game
- Tallied 20 assists, 14 blocks and nine steals
- Shot 52.1% (50-for-96) from the field
- Pulled in a season high 13 rebounds at Purdue Fort Wayne on Dec. 16
- Had a double-double against Trinity (FL) on Nov. 10 with 13 points and 11 rebounds
- Scored a season and career high 13 points on two occasions, against Trinity (FL) and against Longwood (Nov. 26)

FRESHMAN (2022-23, AT BETHUNE-COOKMAN)
- Appeared in 15 games, starting in four
- Averaged 2.7 points on 53% shooting and 4.0 rebounds per game
- Had 10 points, 2 rebounds, 1 assist, and 2 blocks against Trinity Baptist (Nov. 16)
- Had 8 points, 3 rebounds, 1 assist, and 1 steal against Charleston Southern (Nov. 21)
- Had 6 points, 4 rebounds, and 1 block against North Florida (Dec. 10)

HIGH SCHOOL
- Attended Windermere Prep for high school before going to Hargrave Military Academy following graduation

COLLEGE PATH
2022-23: Freshman - Bethune-Cookman
2023-24: Sophomore - Bethune-Cookman
2024-25: Junior - UCF
2025-26: R-Junior - UCF

CAREER HIGHS

Points	13	2x, last at Longwood (11/26/23)
Rebounds	13	at Purdue Fort Wayne (12/16/23)
Assists	3	at Purdue Fort Wayne (12/16/23)
Steals	2	Alabama A&M (2/24/24)
Blocks	3	Trinity (FL) (11/10/23)
FGs Made	6	Trinity (FL) (11/10/23)
FGs Attempted	10	3x, last vs. Alabama A&M (2/24/24)
3-Pt. FGs Made	-	-
3-Pt. FGs Attempted	-	-
FTs Made	5	Southern U. (1/15/24)
FTs Attempted	6	Southern U. (1/15/24)

2024-25 GAME HIGHS

Points	-	-
Rebounds	-	-
Assists	-	-
Steals	-	-
Blocks	-	-
FGs Made	-	-
FGs Attempted	-	-
3-Pt. FGs Made	-	-
3-Pt. FGs Attempted	-	-
FTs Made	-	-
FTs Attempted	-	-

DID YOU KNOW?
Major: Business Communications
Favorite pro athlete: Nikola Jokić
Favorite professional team: Orlando Magic
Pre-game ritual: Listen to music
Favorite food: Chicken ceasar wrap
Favorite off-day activity: LEGOs
Fun fact: Speaks Portugese and is half Brazilian
Hidden talent: Juggling

MISCELLANEOUS

	2024-25	Career
10+ Points	-	5
20+ Points	-	-
30+ Points	-	-
5+ Rebounds	-	13
10+ Rebounds	-	2
3+ Three Pointers	-	-
5+ Assists	-	-
3+ Steals	-	-
3+ Blocks	-	1
Double-Doubles	-	1

Career Stats

SEASON	TEAM	GP	GS	MIN	AVG	FG	FGA	PCT	3FG	3FGA	PCT	FT	FTA	PCT	OFF	DEF	TOT	RPG	PF	FO	A	APG	TO	BLK	STL	PTS	PPG
2022-23	Bethune-Cookman	15	4	177	11.8	24	45	.533	0	0	-	12	23	.522	14	27	41	2.7	30	0	4	0.3	19	8	1	60	4.0
2023-24	Bethune-Cookman	30	13	397	13.2	50	96	.521	0	0	-	32	46	.696	40	79	119	4.0	72	3	20	0.7	33	14	9	132	4.4
TOTAL		**45**	**17**	**574**	**12.8**	**74**	**141**	**.525**	**0**	**0**	**-**	**44**	**69**	**.638**	**54**	**106**	**160**	**3.6**	**102**	**3**	**24**	**0.5**	**52**	**22**	**10**	**192**	**4.3**

9 / Elijah Hulsewe

2022-23 GAME-BY-GAME | FR. | BETHUNE-COOKMAN

Opponent	Date	GS	MIN	FG-A	3FG-A	FT-A	O-D-TOT	PF	A	TO	BLK	STL	PTS	PPG
at Iowa	11/7/22		10:41	2-3	0-0	0-0	0-1-1	1	0	3	0	0	4	4.0
at Indiana	11/10/22		16:57	0-1	0-0	1-4	0-3-3	2	0	1	1	0	1	2.5
Florida National	**11/14/22**		**9:18**	**3-3**	**0-0**	**0-0**	**0-2-2**	**3**	**0**	**0**	**1**	**0**	**6**	**3.7**
Trinity Baptist	**11/16/22**		**13:33**	**4-5**	**0-0**	**2-2**	**1-1-2**	**2**	**1**	**0**	**2**	**0**	**10**	**5.3**
at Charleston Southern	11/21/22		19:23	3-6	0-0	2-2	1-2-3	2	1	2	0	1	8	5.8
vs. Idaho State^	11/26/22		13:44	2-4	0-0	1-2	1-0-1	1	0	0	0	0	5	5.7
vs. Northwestern State^	11/27/22		2:33	0-0	0-0	0-0	0-0-0	0	0	0	0	0	0	4.9
Chicago State	**12/1/22**	*	**11:28**	**1-4**	**0-0**	**1-2**	**2-4-6**	**4**	**0**	**0**	**2**	**0**	**3**	**4.6**
at North Florida	12/10/22		11:48	3-7	0-0	0-1	3-1-4	2	0	0	1	0	6	4.8
at Incarnate Word	12/16/22		1:38	0-0	0-0	0-0	0-0-0	0	0	1	0	0	0	4.3
at UTSA	12/18/22		16:29	1-1	0-0	0-0	0-5-5	4	1	4	0	0	2	4.1
North Florida	**12/22/22**		**12:05**	**2-3**	**0-0**	**1-1**	**0-2-2**	**1**	**0**	**1**	**0**	**0**	**5**	**4.2**
at Illinois	12/29/22	*	16:14	1-3	0-0	2-4	3-5-8	4	0	5	1	0	4	4.2
at Florida A&M*	1/2/23	*	15:41	2-4	0-0	2-5	3-1-4	3	1	1	0	0	6	4.3
at Grambling*	1/7/23	*	5:44	0-1	0-0	0-0	0-0-0	1	0	1	0	0	0	4.0
at Southern*	1/9/23		DNP											
Mississippi Valley State*	**1/14/23**		**DNP**											
Arkansas-Pine Bluff*	**1/16/23**		**DNP**											
at Jackson State*	1/21/23		DNP											
at Alcorn State*	1/23/23		DNP											
Alabama State*	**1/28/23**		**DNP**											
Alabama A&M*	**1/30/23**		**DNP**											
at Prairie View A&M*	2/4/23		DNP											
at Texas Southern*	2/6/23		DNP											
Alcorn State*	**2/11/23**		**DNP**											
Jackson State	**2/13/23**		**DNP**											
at Alabama A&M*	2/18/23		DNP											
at Alabama State*	2/20/23		DNP											
Southern*	**2/25/23**		**DNP**											
Grambling*	**2/27/23**		**DNP**											
Florida A&M*	**3/8/23**		**DNP**											
Grambling%	3/8/23		DNP											

*^ - Central Arkansas Classic * - SWAC Game % - SWAC Tournament*

2023-24 GAME-BY-GAME | SO. | BETHUNE-COOKMAN

Opponent	Date	GS	MIN	FG-A	3FG-A	FT-A	O-D-TOT	PF	A	TO	BLK	STL	PTS	PPG
at Minnesota	11/6/23	*	21:46	3-8	0-0	0-0	3-1-4	4	1	0	0	0	6	6.0
Trinity (FL)	**11/10/23**	*	**18:27**	**6-10**	**0-0**	**1-2**	**7-4-11**	**3**	**0**	**2**	**3**	**0**	**13**	**9.5**
Trinity Baptist	**11/15/23**		**DNP**											
Charleston Southern	**11/20/23**		**20:14**	**4-10**	**0-0**	**1-2**	**3-3-6**	**2**	**1**	**0**	**0**	**1**	**9**	**9.3**
vs. Lamar^	11/24/23	*	11:08	0-1	0-0	0-0	1-1-2	4	1	1	0	0	0	7.0
vs. Delaware State^	11/25/23	*	12:36	0-1	0-0	4-4	0-2-2	3	0	0	0	0	4	6.4
at Longwood^	11/26/23	*	26:14	5-8	0-0	3-4	2-5-7	5	0	3	0	1	13	7.5
Incarnate Word	**12/1/23**	*	**11:30**	**1-3**	**0-0**	**0-0**	**0-2-2**	**5**	**1**	**1**	**0**	**0**	**2**	**6.7**
at South Carolina State	12/9/23	*	16:00	5-7	0-0	0-2	2-4-6	5	1	0	1	0	10	7.1
at Purdue Fort Wayne	12/16/23	*	20:03	2-2	0-0	0-0	3-10-13	2	3	4	0	0	4	6.8
at Chicago State	12/20/23	*	18:54	1-2	0-0	2-2	2-4-6	3	2	3	1	0	4	6.5
at UCF	12/29/23		DNP											
at Mississippi State	12/31/23		DNP											
Florida A&M*	**1/6/24**	*	**10:41**	**2-2**	**0-0**	**1-1**	**0-3-3**	**4**	**1**	**3**	**1**	**1**	**5**	**6.4**
Grambling State*	**1/13/24**	*	**21:53**	**1-4**	**0-0**	**3-4**	**5-3-8**	**2**	**0**	**5**	**0**	**0**	**5**	**6.3**
Southern*	**1/15/24**	*	**21:29**	**1-1**	**0-0**	**5-6**	**2-5-7**	**2**	**1**	**1**	**0**	**0**	**7**	**6.3**
at Mississippi Valley State*	1/20/24	*	17:56	3-4	0-0	4-4	0-4-4	0	0	1	2	0	10	6.6
at Arkansas-Pine Bluff*	1/22/24		DNP											
Jackson State*	**1/27/24**		**9:26**	**0-0**	**0-0**	**0-0**	**1-1-2**	**2**	**2**	**1**	**0**	**0**	**0**	**6.1**
Alcorn State*	**1/29/24**		**6:02**	**0-0**	**0-0**	**0-0**	**0-0-0**	**0**	**0**	**0**	**0**	**0**	**0**	**5.8**
at Alabama State*	2/3/24		7:42	0-0	0-0	0-0	0-2-2	3	0	1	1	0	0	5.4
at Alabama A&M*	2/5/24		6:42	0-0	0-0	0-0	0-2-2	2	0	1	2	0	0	5.1
Prairie View A&M*	**2/10/24**		**1:45**	**0-0**	**0-0**	**1-2**	**0-0-0**	**1**	**0**	**0**	**0**	**0**	**1**	**4.9**
Texas Southern*	**2/12/24**		**10:58**	**0-1**	**0-0**	**0-0**	**0-4-4**	**3**	**2**	**2**	**0**	**1**	**0**	**4.7**
at Alcorn State*	2/17/24		3:01	0-1	0-0	0-2	0-0-0	2	0	0	0	0	0	4.4
at Jackson State*	2/19/24		16:10	2-5	0-0	0-0	1-1-2	1	0	0	0	1	4	4.4
Alabama A&M	**2/24/24**		**13:42**	**4-10**	**0-0**	**0-0**	**4-2-6**	**3**	**0**	**2**	**0**	**2**	**8**	**4.6**
Alabama State*	**2/26/24**		**16:54**	**3-5**	**0-0**	**1-1**	**1-6-7**	**1**	**1**	**0**	**1**	**0**	**7**	**4.7**
at Southern*	3/2/24		8:14	0-0	0-0	1-2	0-2-2	3	0	0	0	0	1	4.5
at Grambling State*	3/4/24		8:27	1-3	0-0	0-0	0-1-1	0	0	0	1	0	2	4.4
at Florida A&M*	3/9/24		6:55	1-2	0-0	0-0	2-1-3	2	1	0	1	1	2	4.3
vs. Southern%	3/14/24		9:56	2-2	0-0	2-4	0-2-2	1	1	1	0	0	6	4.4
vs. Grambling State%	3/15/24		12:43	0-0	0-0	1-2	0-3-3	2	0	0	0	1	1	4.3
vs. Arkansas State#	3/23/24		9:41	3-4	0-0	2-2	1-1-2	2	1	1	0	0	8	4.4

*^ - Brock Challenge * - SWAC Game % - SWAC Tournament # - College Basketball Invitational*



11 Carmelo PACHECO

Guard / Junior / 6-5 / 190
Harrionsburg, Va. / Spotswood HS / UVA Wise/Mount St. Mary's
@MeloPacheco1
@melopacheco1

SOPHOMORE (2024-25 AT MOUNT ST. MARY'S)

- Started in all 30 games he appeared in for the Mountaineers
- Averaged 9.5 points, 1.7 rebounds and 1.3 assists per game, tallying 284 points, including a team-high 77 points from long range
- Led the team and the Metro Atlantic Athletic Conference in three-point field goal percentage at 46.4 percent, a mark that was also good for fourth in the entirety of NCAA Division I for the 2024-25 season
- Was no less effective from the charity stripe, knocking down 31-of-38 to secure an 81.6 percent clip
- Scored in double figures in 15 of 30 games played, including a season-high 18 points against Howard on Nov. 11, 2024
- In that game, he finished 6-for-8 from three-point range, his best of the season and the most threes in a single game by any Mountaineer during the 2024-25 season
- Knocked down four or more three-pointers in a game 10 times during the season, including a game-winning three-pointer with 1.2 seconds left in an 84-83 win at Niagara on Feb. 14, 2025, finishing that game with 13 points
- Contributed on the defensive end as well, bringing in 50 boards and 18 steals on the campaign
- Missed the Mount's MAAC Tournament and NCAA Tournament games due to injury, but was a crucial factor in stamping their ticket to Dayton, Ohio, to make their seventh March Madness appearance

FRESHMAN (2023-24 AT UVA WISE)

- Appeared in 24 games for the Cavaliers, securing a starting spot on 20 of those occasions
- In each of those, Pacheco picked up the most floortime on the squad, averaging 31.2 minutes per game
- Averaged 12.3 points per game while posting an impressive 47.3 shooting percentage from the field and 43.7 clip from long range
- Tallied 294 points on the season, scooping up 14 steals and 54 assists along the way
- Delivered a standout offensive season, recording double-digit points in 15 games, including five 20-plus point performances
- Posted a career-high 28 points against Coker on Jan. 1, which he later matched on Feb. 10, 2024, in the Cavaliers' faceoff with Limestone

HIGH SCHOOL

- Tallied 1,000 career points at Spotswood High School before reclassifying to the 2023 graduating class
- Averaged 24 points, seven rebounds, and three assists per game in both his junior and senior campaigns
- In both the 2021 and 2022 seasons, his impressive performance earned him District Player of the Year selections
- Two-time First Team All-State honoree, garnering the recognition in the 2021 season and once more in 2022 after leading Spotswood to the state quarterfinal game
- Tabbed as a Region Player of the Year selection following his successful senior campaign
- On the travel circuit, Pacheco played AAU basketball for Team Blaze in the Elite Prep League. There, he was named to the Elite Prep League First Team in 2023

COLLEGE PATH

2023-24: Freshman - UVA Wise
2024-25: Sophomore - Mount St. Mary's
2025-26: Junior - UCF

CAREER HIGHS

Points	28	2x, last vs. Limestone (2/10/24)
Rebounds	8	Tusculum (2/7/24)
Assists	6	Limstone (2/10/24)
Steals	3	Niagara (1/5/25)
Blocks	1	5x, last Sacred Heart (1/12/25)
FGs Made	11	at Coker (1/20/24)
FGs Attempted	19	at Coker (1/20/24)
3-Pt. FGs Made	6	2x, last at Howard (11/30/24)
3-Pt. FGs Attempted	10	3x, last at Bucknell (11/13/24)
FTs Made	5	Rider (2/23/25)
FTs Attempted	5	Rider (2/23/25)

2024-25 GAME HIGHS

Points	28	2x, last vs. Limestone (2/10/24)
Rebounds	8	Tusculum (2/7/24)
Assists	6	Limstone (2/10/24)
Steals	3	Niagara (1/5/25)
Blocks	1	5x, last Sacred Heart (1/12/25)
FGs Made	11	at Coker (1/20/24)
FGs Attempted	19	at Coker (1/20/24)
3-Pt. FGs Made	6	2x, last at Howard (11/30/24)
3-Pt. FGs Attempted	10	3x, last at Bucknell (11/13/24)
FTs Made	5	Rider (2/23/25)
FTs Attempted	5	Rider (2/23/25)

DID YOU KNOW?

Major: Integrative General Studies
Favorite pro athlete: LeBron James
Favorite professional team: Phildelphia Eagles
Pre-game ritual: Nap
Favorite food: Chicken and rice
Favorite off-day activity: Video games or shopping
Fun fact: Has 10 siblings

MISCELLANEOUS

	2024-25	Career
10+ Points	15	30
20+ Points	-	5
30+ Points	-	-
5+ Rebounds	1	7
10+ Rebounds	-	-
3+ Three Pointers	15	26
5+ Assists	-	3
3+ Steals	1	1
3+ Blocks	-	-
Double-Doubles	-	-

Career Stats

SEASON	TEAM	GP	GS	MIN	AVG	FG	FGA	PCT	3FG	3FGA	PCT	FT	FTA	PCT	OFF	DEF	TOT	RPG	PF	FO	A	APG	TO	BLK	STL	PTS	PPG
2023-24	UVA Wise	24	20	747	31.1	107	226	.473	62	142	.437	18	23	.783	17	58	75	3.1	36	1	54	2.3	16	2	14	294	12.3
2024-25	Mount St. Mary's	30	30	845	28.2	88	188	.468	77	166	.464	31	38	.816	12	38	50	1.7	37	0	40	1.3	11	3	18	284	9.5
TOTAL		**54**	**50**	**1593**	**29.5**	**195**	**414**	**.471**	**139**	**308**	**.451**	**49**	**61**	**.803**	**29**	**96**	**125**	**2.3**	**73**	**1**	**94**	**1.7**	**27**	**5**	**32**	**578**	**10.7**

11 / Carmelo Pacheco

2023-24 GAME-BY-GAME | FR. | UVA WISE

Opponent	Date	GS	MIN	FG-A	3FG-A	FT-A	O-D-TOT	PF	A	TO	BLK	STL	PTS	PPG
King	**11/11/23**	*	**26:00**	**2-5**	**2-4**	**0-0**	**0-3-3**	**2**	**0**	**0**	**0**	**1**	**6**	**5.0**
Lee-McRae	**11/12/23**	*	**29:00**	**2-6**	**3-5**	**0-0**	**0-2-2**	**0**	**2**	**0**	**0**	**0**	**9**	**7.5**
Johnson & Wales	**11/15/23**	*	**20:00**	**3-6**	**1-4**	**0-0**	**0-0-0**	**2**	**2**	**0**	**0**	**1**	**7**	**7.3**
#16 North Georgia	**11/18/23**	*	**29:00**	**4-9**	**2-7**	**1-1**	**0-0-0**	**2**	**1**	**0**	**0**	**2**	**11**	**8.3**
Southern Wesleyan	**11/21/23**	*	**33:00**	**5-11**	**2-7**	**1-1**	**0-3-3**	**1**	**2**	**0**	**1**	**0**	**12**	**9.0**
Wingate	**11/25/23**	*	**32:00**	**3-7**	**1-5**	**2-2**	**1-2-3**	**0**	**3**	**0**	**0**	**1**	**9**	**9.0**
Carolina	**11/29/23**	*	**32:00**	**8-11**	**4-6**	**0-0**	**0-3-3**	**0**	**2**	**0**	**0**	**1**	**20**	**10.6**
at Limestone	12/2/23	*	37:48	5-10	3-7	1-1	1-3-4	3	3	2	0	0	14	11.0
Newberry	**12/9/23**	*	**22:00**	**7-10**	**5-7**	**2-2**	**2-1-3**	**0**	**1**	**0**	**0**	**0**	**21**	**12.1**
at Emory & Henry	12/13/23		DNP											
Chowan	**12/18/23**		**DNP**											
at West Liberty	12/30/23		DNP											
Mars Hill*	**1/3/24**		**DNP**											
at Lenoir-Rhyne*	1/6/24		15:55	4-7	3-6	0-0	0-0-0	0	0	1	0	0	11	12.0
at Lincoln Memorial*	1/10/24		12:40	0-1	0-1	0-0	0-0-0	2	0	0	0	0	0	10.9
Anderson*	**1/13/24**		**25:00**	**6-7**	**4-4**	**1-2**	**0-2-2**	**2**	**2**	**1**	**1**	**1**	**17**	**11.4**
at Carson-Newman*	1/18/24	*	30:00	0-4	0-4	0-0	0-0-0	0	5	1	0	1	0	10.5
at Coker*	1/20/24	*	37:14	11-19	4-8	2-4	1-3-4	1	4	2	0	0	28	11.8
Catawba*	**1/27/24**	*	**34:00**	**5-13**	**3-6**	**0-0**	**0-3-3**	**5**	**1**	**1**	**0**	**2**	**13**	**11.9**
Emory & Henry*	**1/31/24**	*	**35:21**	**2-14**	**2-8**	**4-4**	**3-3-6**	**2**	**1**	**1**	**0**	**0**	**10**	**11.8**
at Mars Hill*	2/3/24	*	35:23	5-9	5-9	0-0	1-1-2	2	3	0	0	0	15	11.9
Tusculum*	**2/7/24**	*	**36:47**	**2-5**	**1-2**	**0-0**	**2-6-8**	**1**	**3**	**0**	**0**	**0**	**5**	**11.6**
Limestone*	**2/10/24**	*	**48:00**	**10-18**	**6-10**	**2-2**	**1-6-7**	**4**	**6**	**2**	**0**	**0**	**28**	**12.4**
at Newberry*	2/17/24	*	36:47	4-11	2-8	1-1	1-0-1	2	2	2	0	2	11	12.4
Carson-Newman*	**2/21/24**		**33:00**	**2-8**	**0-4**	**0-0**	**1-5-6**	**1**	**2**	**0**	**0**	**0**	**4**	**12.0**
Lincoln Memorial*	**2/26/24**	*	**40:00**	**8-14**	**5-10**	**0-2**	**0-6-6**	**2**	**3**	**2**	**0**	**1**	**21**	**12.4**
at Tusculum*	2/28/24	*	36:00	6-13	2-5	2-2	1-3-4	0	1	1	0	1	16	12.5
at Wingate*	3/2/24	*	31:00	2-8	2-5	0-0	2-3-5	2	5	0	0	0	6	12.3

** - South Atlantic Conference Game*

2024-25 GAME-BY-GAME | SO | MOUNT ST. MARY'S

Opponent	Date	GS	MIN	FG-A	3FG-A	FT-A	O-D-TOT	PF	A	TO	BLK	STL	PTS	PPG
Notre Dame of Md.	**11/4/24**	*	**18:55**	**1-4**	**1-3**	**1-2**	**0-0-0**	**1**	**3**	**0**	**0**	**1**	**4**	**4.0**
at Maryland	11/8/24	*	23:04	1-2	0-1	0-0	0-1-1	1	0	1	0	0	2	3.0
at Bucknell	11/13/24	*	37:50	3-10	3-10	1-2	0-3-3	2	3	0	0	1	10	5.3
St. Francis	**11/16/24**	*	**27:22**	**3-9**	**2-6**	**0-1**	**1-1-2**	**2**	**0**	**0**	**0**	**0**	**8**	**6.0**
at Georgetown	11/20/24	*	19:25	0-4	0-3	0-0	2-0-2	1	1	0	0	0	0	4.8
Delaware State	**11/23/24**	*	**20:26**	**4-5**	**4-5**	**2-2**	**2-1-3**	**1**	**3**	**0**	**0**	**0**	**14**	**6.3**
at Howard	11/30/24	*	31:42	6-8	6-8	0-0	0-2-2	1	0	0	0	2	18	8.0
at Marist*	12/6/24	*	29:38	2-3	2-3	0-0	0-0-0	1	0	1	0	1	6	7.8
Fairfield*	**12/8/24**	*	**10:36**	**1-2**	**0-1**	**0-0**	**0-1-1**	**0**	**1**	**0**	**0**	**0**	**2**	**7.1**
Loyola Maryland	**12/14/24**		**DNP**											
at Long Island	12/18/24	*	25:30	2-8	2-7	0-0	0-1-1	1	1	0	0	0	6	7.0
at Miami	12/21/24	*	33:49	5-9	4-8	2-2	0-1-1	1	1	0	1	2	16	7.8
at George Mason	12/28/24	*	28:22	1-5	1-4	0-0	1-2-3	3	0	0	0	1	3	7.4
Niagara*	**1/5/25**	*	**29:07**	**4-9**	**4-8**	**2-3**	**0-2-2**	**3**	**1**	**1**	**1**	**3**	**14**	**7.9**
at Manhattan*	1/10/25	*	26:11	2-6	1-5	4-4	1-1-2	0	2	0	0	1	9	8.0
Sacred Heart*	**1/12/25**	*	**31:17**	**4-8**	**4-8**	**2-2**	**0-0-0**	**1**	**0**	**1**	**1**	**0**	**14**	**8.4**
at Rider*	1/16/25	*	28:00	4-8	4-8	0-0	0-1-1	0	0	0	0	0	12	8.6
Quinnipiac*	**1/18/25**	*	**27:11**	**5-9**	**5-9**	**909**	**1-1-2**	**2**	**2**	**1**	**0**	**1**	**15**	**9.0**
at Siena*	1/23/25	*	32:41	3-7	3-7	0-0	0-2-2	3	2	1	0	1	9	9.0
Manhattan*	**1/25/25**	*	**33:04**	**2-4**	**2-4**	**2-2**	**0-2-2**	**1**	**1**	**0**	**0**	**0**	**8**	**8.9**
at Merrimack*	1/31/25	*	34:27	4-8	4-8	2-4	0-1-1	0	0	1	0	1	14	9.2
at Saint Peter's*	1/2/25	*	34:16	4-6	2-4	0-0	2-4-6	2	4	0	0	0	10	9.2
Iona*	**2/6/25**	*	**34:49**	**1-4**	**1-3**	**0-0**	**0-2-2**	**2**	**0**	**0**	**0**	**1**	**3**	**9.0**
at Niagara*	2/14/25	*	26:06	4-5	3-4	2-3	0-0-0	2	0	0	0	0	13	9.1
at Canisius*	2/16/25	*	30:54	3-6	3-6	0-0	0-1-1	1	3	0	0	0	9	9.1
Saint Peter's*	**2/21/25**	*	**29:59**	**2-4**	**2-4**	**2-2**	**1-1-2**	**0**	**2**	**0**	**0**	**0**	**8**	**9.1**
Rider*	**2/23/25**	*	**29:17**	**2-7**	**1-5**	**5-5**	**0-1-1**	**0**	**3**	**0**	**0**	**0**	**10**	**9.1**
at Fairfield*	2/28/25	*	35:09	4-9	4-8	0-0	0-2-2	1	3	1	0	1	12	9.2
Siena*	**3/2/25**	*	**33:53**	**4-9**	**3-7**	**4-4**	**1-3-4**	**3**	**4**	**2**	**0**	**0**	**15**	**9.4**
at Quinnipiac*	3/6/25	*	36:25	6-9	5-8	0-0	0-2-2	1	0	1	0	1	17	9.7
Marist*	**3/8/25**	*	**6:05**	**1-1**	**1-1**	**0-0**	**0-0-0**	**0**	**0**	**0**	**0**	**0**	**3**	**9.5**
vs. Marist%	3/13/25		DNP											
vs. Merrimack%	3/14/25		DNP											
vs. Iona%	3/15/25		DNP											
vs. American$	3/19/25		DNP											
vs. Duke$	3/21/25		DNP											

** - Metro Atlantic Athletic Conference Game % - Metro Atlantic Athletic Conference Tournament $ - NCAA Tournament*



22 Chris JOHNSON

Guard / Junior / 6-5 / 196
Houston, Texas / Montverde Academy / Texas/Stephen F. Austin

@Luhchriis
@chriisjohnson

SOPHOMORE (2024-25 AT STEPHEN F. AUSTIN)

- Appeared in three early-season games
- Despite the short sample size, he averaged 10.7 points, 4.0 rebounds, and 1.7 assists in those contests

FRESHMAN (2023-24 AT TEXAS)

- Saw action in 17 games for the Longhorns, averaging 4.6 minutes per outing
- Picked up six rebounds and five assists in his introductory collegiate season
- Shot an impressive 42.1% from the floor, earning 18 points on the campaign

HIGH SCHOOL

- Listed as the 44th best recruit in the country by ESPN in the final Class of 2023 rankings
- Spent his senior year at Montverde Academy in Montverde, Fla., where he helped lead the Eagles to a 23-3 overall record and a slot in the quarterfinals of the Geico High School Basketball Nationals
- There, he averaged a team-high 3.6 assists per game, 6.0 points, and 2.1 rebounds
- Johnson played his first three years of high school ball at Fort Bend Elkins High School in Missouri City, Texas, where he helped lead the Knights to a 30-6 overall record during his junior season, averaging 19.5 points, 5.0 assists, and 4.7 rebounds per game
- As a sophomore, he was named the District 20-6A Offensive MVP as he averaged 15.7 points, 3.3 rebounds, and 2.7 assists per game
- Also earned the District 20-6A Newcomer of the Year accolade as a freshman in 2019-20

COLLEGE PATH

2023-24: Freshman - Texas
2024-25: Sophomore - Stephen F. Austin
2025-26: Junior - UCF

CAREER HIGHS

Points	17	Dallas (11/4/24)
Rebounds	6	Dallas (11/4/24)
Assists	3	Dallas (11/4/24)
Steals	2	Houston Christian (12/9/23)
Blocks	1	2x, last vs. LeTourneau (11/12/24)
FGs Made	8	Dallas (11/4/24)
FGs Attempted	12	Dallas (11/4/24)
3-Pt. FGs Made	1	4x, last at Drake (11/10/24)
3-Pt. FGs Attempted	5	at Drake (11/10/24)
FTs Made	2	2x, last vs. LeTourneau (11/12/24)
FTs Attempted	3	LeTourneau (11/12/24)

2024-25 GAME HIGHS

Points	17	Dallas (11/4/24)
Rebounds	6	Dallas (11/4/24)
Assists	3	Dallas (11/4/24)
Steals	1	LeTourneau (11/12/24)
Blocks	1	2x, last vs. LeTourneau (11/12/24)
FGs Made	8	Dallas (11/4/24)
FGs Attempted	12	Dallas (11/4/24)
3-Pt. FGs Made	1	2x, last at Drake (11/10/24)
3-Pt. FGs Attempted	5	at Drake (11/10/24)
FTs Made	2	2x, last vs. LeTourneau (11/12/24)
FTs Attempted	3	LeTourneau (11/12/24)

DID YOU KNOW?

Major: Intergrative General Studies
Favorite pro athlete(s): Kyrie Irving, Shai Gilgeous-Alexander, Lebron James
Favorite professional team: Houston Rockets
Pre-game ritual: Listen to music / good stretch
Favorite food: Spaghetti / chicken & shrimp alfredo
Favorite off-day activity: Playing video games

MISCELLANEOUS

	2024-25	Career
10+ Points	2	2
20+ Points	-	-
30+ Points	-	-
5+ Rebounds	2	2
10+ Rebounds	-	-
3+ Three Pointers	-	-
5+ Assists	-	-
3+ Steals	-	-
3+ Blocks	-	-
Double-Doubles	-	-

Career Stats

SEASON	TEAM	GP	GS	MIN	AVG	FG	FGA	PCT	3FG	3FGA	PCT	FT	FTA	PCT	OFF	DEF	TOT	RPG	PF	FO	A	APG	TO	BLK	STL	PTS	PPG
2023-24	Texas	17	0	77	4.5	8	19	.421	2	7	.286	0	0	.000	2	3	5	0.3	4	0	6	0.4	6	0	3	18	1.1
2024-25	SFA	3	0	51	17	13	28	.464	2	12	.167	4	5	.800	1	11	12	4.0	6	0	5	1.7	5	2	3	32	10.7
TOTAL		**20**	**0**	**128**	**6.4**	**21**	**47**	**.447**	**4**	**19**	**.211**	**4**	**5**	**.800**	**3**	**14**	**17**	**0.9**	**10**	**0**	**11**	**0.5**	**11**	**2**	**6**	**50**	**2.5**

22 / Chris Johnson

2023-24 GAME-BY-GAME | FRESHMAN | TEXAS

Opponent	Date	GS	MIN	FG-A	3FG-A	FT-A	O-D-TOT	PF	A	TO	BLK	STL	PTS	PPG
Incarnate Word	**11/6/23**		**DNP**											
Delaware State	**11/10/23**		**15:23**	**2-5**	**1-2**	**0-0**	**1-0-1**	**1**	**1**	**0**	**0**	**0**	**5**	**5.0**
Rice	**11/15/23**		**9:30**	**1-2**	**0-1**	**0-0**	**0-1-1**	**0**	**1**	**0**	**0**	**0**	**2**	**3.5**
vs. Louisville^	**11/19/23**		**2:11**	**0-0**	**0-0**	**0-0**	**0-0-0**	**0**	**0**	**0**	**0**	**0**	**0**	**2.3**
vs. #5 UConn^	**11/20/23**		**3:24**	**0-1**	**0-0**	**0-0**	**0-1-1**	**1**	**0**	**1**	**0**	**0**	**0**	**1.8**
Wyoming	**11/26/23**		**4:59**	**1-1**	**0-0**	**0-0**	**0-0-0**	**1**	**1**	**0**	**0**	**0**	**2**	**1.8**
Texas State	**11/30/23**		**3:37**	**0-1**	**0-0**	**0-0**	**0-0-0**	**0**	**0**	**0**	**0**	**0**	**0**	**1.5**
at #8 Marquette	12/6/23		DNP											
Houston Christian	**12/9/23**		**7:58**	**1-1**	**1-1**	**0-0**	**1-0-1**	**0**	**0**	**2**	**0**	**2**	**3**	**1.7**
vs. LSU&	12/16/23		DNP											
Texas A&M-Corpus Christi	**12/22/23**		**1:55**	**0-1**	**0-1**	**0-0**	**0-0-0**	**0**	**0**	**0**	**0**	**0**	**0**	**1.5**
UNC Greensboro	12/29/23		5:49	0-3	0-1	0-0	0-0-0	0	1	0	0	1	0	1.3
UT-Arlington	**1/1/24**		**11:25**	**2-2**	**0-0**	**0-0**	**0-0-0**	**0**	**1**	**1**	**0**	**0**	**4**	**1.6**
Texas Tech*	1/6/24		DNP											
at Cincinnati*	1/9/24		DNP											
at West Virginia	1/13/24		DNP											
UCF*	**1/17/24**		**DNP**											
#9 Baylor*	1/20/24		3:48	0-0	0-0	0-0	0-0-0	0	0	1	0	0	0	1.5
at #11 Oklahoma*	1/23/24		1:44	0-0	0-0	0-0	0-0-0	1	0	1	0	0	0	1.3
at #21 BYU*	**1/27/24**		**0:49**	**0-0**	**0-0**	**0-0**	**0-0-0**	**0**	**0**	**0**	**0**	**0**	**0**	**1.2**
#4 Houston*	**1/29/24**		**DNP**											
at #25 TCU*	2/3/24		DNP											
#14 Iowa State*	**2/6/24**		**DNP**											
West Virginia*	**2/10/24**		**DNP**											
at #3 Houston*	2/17/24		1:22	0-0	0-0	0-0	0-1-1	0	1	0	0	0	0	1.1
Kansas State*	**2/19/24**		**DNP**											
at #9 Kansas*	**2/24/24**		**DNP**											
at Texas Tech*	2/27/24		DNP											
Oklahoma State*	3/2/24		1:15	0-1	0-1	0-0	0-0-0	0	0	0	0	0	0	1.1
at #11 Baylor*	3/4/24		0:36	1-1	0-0	0-0	0-0-0	0	0	0	0	0	2	1.1
Oklahoma*	3/9/24		1:52	0-0	0-0	0-0	0-0-0	0	0	0	0	0	0	1.1
vs. Kansas State%	3/13/24		DNP											
vs. Colorado State$	3/21/24		DNP											
#6 Tennessee$	3/23/24		DNP											

*^ - Saatva Empire Classic &- The Halal Guys Showcase * - Big 12 Conference Game %- Big 12 Conference Tournament*

2024-25 GAME-BY-GAME | SOPHOMORE | SFA

Opponent	Date	GS	MIN	FG-A	3FG-A	FT-A	O-D-TOT	PF	A	TO	BLK	STL	PTS	PPG
Dallas	**11/4/24**		**16:01**	**8-12**	**1-4**	**0-0**	**1-5-6**	**2**	**3**	**2**	**1**	**1**	**17**	**17.0**
at Drake	11/10/24		14:59	1-7	1-5	2-2	0-1-1	2	0	0	0	1	5	11.0
LeToourneau	**11/12/24**		**20:14**	**4-9**	**0-3**	**2-3**	**0-5-5**	**2**	**2**	**3**	**1**	**1**	**10**	**10.7**
at Arkansas State	11/16/24		DNP											
Presbyterian	11/21/24		DNP											
Monmouth	**11/22/24**		**DNP**											
Youngstown State	**11/23/24**		**DNP**											
at ULM	**11/29/24**		**DNP**											
at UTRGV*	**12/5/24**		**DNP**											
at Texas A&M Corpus Christi*	**12/7/24**		**DNP**											
at #12 Oregon	**12/15/24**		**DNP**											
Texas Wesleyan	**12/20/24**		**DNP**											
at Abilene Christian	12/31/24		DNP											
Incarnate Word*	**1/4/25**		**DNP**											
Houston Christian*	**1/6/25**		**DNP**											
at Lamar*	1/11/25		DNP											
Southeastern Louisiana*	1/13/25		DNP											
at Nicholls*	**1/18/25**		**DNP**											
at McNeese State*	1/20/25		DNP											
Northwestern State*	**1/25/25**		**DNP**											
East Texas A&M*	**1/27/25**		**DNP**											
Lamar*	2/1/25		DNP											
at New Orleans*	2/3/25		DNP											
Texas A&M Corpus Christi*	**2/8/25**		**DNP**											
UTRGV*	2/10/25		DNP											
at Northwestern State*	**2/15/25**		**DNP**											
at East Texas A&M*	2/17/25		DNP											
at Incarnate Word*	**2/22/25**		**DNP**											
at Houston Christian*	**2/24/25**		**DNP**											
Nicholls*	3/1/25		DNP											
McNeese State*	3/3/25		DNP											

** - Southland Conference Game*



24 Zach JOHNSON

Guard / Freshman / 6-6 / 205
Southern Pines, N.C. / IV Greatness Academy

@zj_slim04
@zj_slim

HIGH SCHOOL

✦ Competed for IV Greatness Academy, where he averaged 30 points, six rebounds and five assists per game

COLLEGE PATH

2024-25: Freshman - UCF

CAREER HIGHS

Points	-	-
Rebounds	-	-
Assists	-	-
Steals	-	-
Blocks	-	-
FGs Made	-	-
FGs Attempted	-	-
3-Pt. FGs Made	-	-
3-Pt. FGs Attempted	-	-
FTs Made	-	-
FTs Attempted	-	-

2024-25 GAME HIGHS

Points	-	-
Rebounds	-	-
Assists	-	-
Steals	-	-
Blocks	-	-
FGs Made	-	-
FGs Attempted	-	-
3-Pt. FGs Made	-	-
3-Pt. FGs Attempted	-	-
FTs Made	-	-
FTs Attempted	-	-

DID YOU KNOW?

Major/Minor: Business
Favorite pro athlete: Anthony Edwards
Favorite professional team: Minnesota Timberwolves
Pre-game ritual: Listen to music, stretch, visualize
Favorite food: Mexican
Favorite off-day activity: Chill with friends
Fun fact: I play guitar and piano
Hidden talent: I can solve a rubix cube

MISCELLANEOUS

	2024-25	Career
10+ Points	-	-
20+ Points	-	-
30+ Points	-	-
5+ Rebounds	-	-
10+ Rebounds	-	-
3+ Three Pointers	-	-
5+ Assists	-	-
3+ Steals	-	-
3+ Blocks	-	-
Double-Doubles	-	-

30 Tanner JONES

Guard / Freshman / 6-4 / 190
Memphis, Tenn. / IMG Academy

@Tanner30Jones
@tannerjonessss

HIGH SCHOOL

- Spent his senior season at IMG Academy in Bradenton, Fla.
- Played his first three years of high school ball at Campbell Hall in Studio City, Calif
- There, Jones played in 21 games for the Vikings, averaging 12.3 points and 6.3 rebounds per game as a junior

PERSONAL

- Jones' father, Dahntay Jones, was selected 20th overall in the 2003 NBA Draft by the Boston Celtics before being traded to the Memphis Grizzlies
- His father also spent time playing under head coach Johnny Dawkins from 2001-03, where then-associate coach Dawkins trained Jones and others at Duke University

COLLEGE PATH

2025-26: Freshman - UCF

CAREER HIGHS

Points	-	-
Rebounds	-	-
Assists	-	-
Steals	-	-
Blocks	-	-
FGs Made	-	-
FGs Attempted	-	-
3-Pt. FGs Made	-	-
3-Pt. FGs Attempted	-	-
FTs Made	-	-
FTs Attempted	-	-

2023-24 GAME HIGHS

Points	-	-
Rebounds	-	-
Assists	-	-
Steals	-	-
Blocks	-	-
FGs Made	-	-
FGs Attempted	-	-
3-Pt. FGs Made	-	-
3-Pt. FGs Attempted	-	-
FTs Made	-	-
FTs Attempted	-	-

DID YOU KNOW?

Major: Business
Favorite pro athlete: Lebron James
Favorite pro team: Los Angeles Lakers
Pre-game ritual: Listening to music
Favorite food: Steak
Favorite off-day activity: Going to the movies
Fun fact: I make music
Hidden talent: I'm a bowler

MISCELLANEOUS

	2024-25	Career
10+ Points	-	-
20+ Points	-	-
30+ Points	-	-
5+ Rebounds	-	-
10+ Rebounds	-	-
3+ Three Pointers	-	-
5+ Assists	-	-
3+ Steals	-	-
3+ Blocks	-	-
Double-Doubles	-	-

33 Poohpha WARAKULNUKROH

Guard / Redshirt Senior / 5-11 / 177
Bangkok, Thailand / Montverde Academy

@PoohphaW10
@poohphaw

COLLEGE PATH

2022-23: Redshirt Freshman - UCF
2023-24: Redshirt Sophomore - UCF
2024-25: Redshirt Junior - UCF

CAREER HIGHS

Points	4	2x, last vs. ECU (3/5/23)
Rebounds	1	3x, last vs. Utah (3/11/25)
Assists	1	5x, last vs. Utah (3/11/25)
Steals	1	California Baptist (12/1/24)
Blocks	1	Jacksonville (12/6/23)
FGs Made	1	4x, last vs. ECU (3/5/23)
FGs Attempted	2	2x, last vs. Lipscomb (12/2/23)
3-Pt. FGs Made	1	2x, last vs. ECU (3/5/23)
3-Pt. FGs Attempted	1	3x, last vs. Lipscomb (12/2/23)
FTs Made	2	Bethune-Cookman (12/29/23)
FTs Attempted	2	4x, last vs. California Baptist (12/1/24)

2024-25 GAME HIGHS

Points	-	-
Rebounds	1	vs. Utah (3/11/25)
Assists	1	TCU (1/25/25)
Steals	1	California Baptist (12/1/24)
Blocks	1	Jacksonville (12/6/23)
FGs Made	-	-
FGs Attempted	-	-
3-Pt. FGs Made	-	-
3-Pt. FGs Attempted	-	-
FTs Made	-	-
FTs Attempted	2	California Baptist (12/1/24)

DID YOU KNOW?

Major/Minor: Mechanical Engineering/Math
Favorite pro athlete: Steve Nash
Favorite professional team: San Antonio Spurs
Pre-game ritual: Listen to slow music
Favorite food: Thai
Favorite off-day activity: Sleeping
Fun fact: Black belt in taekwondo
Hidden talent: Plays the guitar

REDSHIRT JUNIOR (2024-25)

- Saw action in four games, coming off the bench in each and playing a total of 3:34
- Earned his first career steal against California Baptist (Dec. 1); his first game played of the season
- Tallied an assist and a rebound in UCF's 85-58 victory over TCU (Jan. 25)
- Checked into UCF's Big 12 Conference Championship first round victory against Utah (March 11), hauling in a rebound in the process

REDSHIRT SOPHOMORE (2023-24)

- Played in six games, coming off the bench in each and playing a total of 10:02 of game time
- Earned first career block against Jacksonville (Dec. 6)
- Made a pair of free throws against Bethune-Cookman (Dec. 29) as well as pulling in his first career rebound in the contest

REDSHIRT FRESHMAN (2022-23)

- Played in seven games, coming off the bench in each and playing a total of 14:14 of game time
- Made his collegiate debut against Western Illinois (11/14), scoring four points, hitting a three-pointer and a free throw
- Sunk the first three shots of his career, spanning over three different games
- Scored a total of 12 points and tallied two assists
- Shot 66.7% from the field (four-for-six) and was a perfect two-for-two from beyond the three-point arc
- Scored a career-high four points twice (11/14 vs. Western Illinois, 3/5 vs. ECU)
- Made an appearance in UCF's NIT contest at Florida on 3/15
- His pro-rated average points per game per 40 minutes calculated to be 33.7

FRESHMAN (2021-22)

- Served as a student manager for the men's basketball program. Earned a redshirt in the process.

HIGH SCHOOL

- Played at Montverde Academy in Montverde, Florida
- Was the team MVP and leading scorer on the Varsity/Post Grad Team as a senior
- Joined the varsity team his junior after moving from Thailand
- 3x3 National Tournament Champion in Thailand for U-16 as a sophomore
- Leading scorer and MVP for Varsity in Thailand as a freshman
- Also played Tennis, ranking top 10 in Thailand
- Played competitively in Golf and Soccer

MISCELLANEOUS

	2024-25	Career
10+ Points	-	-
20+ Points	-	-
30+ Points	-	-
5+ Rebounds	-	-
10+ Rebounds	-	-
3+ Three Pointers	-	-
5+ Assists	-	-
3+ Steals	-	-
3+ Blocks	-	-
Double-Doubles	-	-

Career Stats

SEASON	TEAM	GP	GS	MIN	AVG	FG	FGA	PCT	3FG	3FGA	PCT	FT	FTA	PCT	OFF	DEF	TOT	RPG	PF	FO	A	APG	TO	BLK	STL	PTS	PPG
2022-23	UCF	7	0	14	2.0	4	6	.667	2	2	1.000	2	4	.500	0	0	0	0.0	3	0	2	0.3	1	0	0	12	1.7
2023-24	UCF	6	0	10	1.7	0	3	.000	0	1	.000	2	2	1.000	0	1	1	0.2	1	0	2	0.3	0	1	0	2	0.3
2024-25	UCF	4	0	3	.75	0	0	.000	0	0	.000	0	0	.000	0	2	2	0.5	0	0	1	0.3	1	0	1	0	0.0
TOTAL		**17**	**0**	**27**	**1.6**	**4**	**9**	**.444**	**2**	**3**	**.667**	**4**	**8**	**.500**	**0**	**3**	**3**	**02**	**4**	**0**	**5**	**0.3**	**2**	**1**	**1**	**14**	**0.8**

20 / Poohpha Warakulnukroh

2022-23 GAME-BY-GAME | RESHIRT FRESHMAN

Opponent	Date	GS	MIN	FG-A	3FG-A	FT-A	O-D-TOT	PF	A	TO	BLK	STL	PTS	PPG
UNC Asheville	**11/7/22**		**DNP**											
Florida State	**11/11/22**		**DNP**											
Western Illinois	**11/14/22**		**3:34**	**1-1**	**1-1**	**1-2**	**0-0-0**	**0**	**0**	**0**	**0**	**0**	**4**	**4.0**
vs. Oklahoma State^	11/18/22		DNP											
vs. Santa Clara^	11/20/22		DNP											
Evansville	**11/23/22**		**0:57**	**0-0**	**0-0**	**0-0**	**0-0-0**	**0**	**0**	**0**	**0**	**0**	**0**	**2.0**
Miami	**11/27/22**		**DNP**											
Samford	**12/4/22**		**DNP**											
Tarleton	**12/11/22**		**1:37**	**0-0**	**0-0**	**0-0**	**0-0-0**	**0**	**0**	**0**	**0**	**0**	**0**	**1.0**
at Ole Miss	12/14/22		DNP											
vs. Missouri!	12/17/22		DNP											
Stetson	**12/21/22**		**DNP**											
Wichita State*	**12/28/22**		**DNP**											
at #3/3 Houston*	12/31/22		DNP											
at ECU*	1/4/23		DNP											
SMU*	**1/8/23**		**2:22**	**1-1**	**0-0**	**0-0**	**0-0-0**	**0**	**1**	**1**	**0**	**0**	**2**	**1.5**
Memphis*	**1/11/23**		**DNP**											
at Tulane*	1/14/23		DNP											
at South Florida*	1/21/23		DNP											
#3/3 Houston*	**1/25/23**		**DNP**											
Temple*	**1/28/23**		**DNP**											
at Cincinnati*	2/4/23		DNP											
at Wichita State*	2/8/23		DNP											
Tulsa*	**2/11/23**		**2:49**	**1-2**	**0-0**	**0-0**	**0-0-0**	**1**	**1**	**0**	**0**	**0**	**2**	**1.6**
at Memphis*	2/16/23		DNP											
Cincinnati*	**2/19/23**		**DNP**											
South Florida*	**2/22/23**		**DNP**											
at Tulsa*	2/26/23		DNP											
at Temple*	3/2/23		DNP											
ECU*	**3/5/23**		**1:47**	**1-1**	**1-1**	**1-2**	**0-0-0**	**2**	**0**	**0**	**0**	**0**	**4**	**2.0**
vs. SMU%	3/9/23		DNP											
vs. Memphis%	3/10/23		DNP											
at Florida#	3/15/23		1:08	0-1	0-0	0-0	0-0-0	0	0	0	0	0	0	1.7
at Oregon#	3/19/23		DNP											

*^ - Baha Mar Hoops Bahamas Classic ! - Autonation Orange Bowl Basketball Classic * - AAC Game % - AAC Championship # - National Invitation Tournament*

2023-24 GAME-BY-GAME | REDSHIRT SOPHOMORE

Opponent	Date	GS	MIN	FG-A	3FG-A	FT-A	O-D-TOT	PF	A	TO	BLK	STL	PTS	PPG
FIU	**11/6/23**		**0:38**	**0-0**	**0-0**	**0-0**	**0-0-0**	**0**	**0**	**0**	**0**	**0**	**0**	**0.0**
at #13/13 Miami	11/10/23		DNP											
Cal St. Fullerton	**11/16/23**		**0:31**	**0-0**	**0-0**	**0-0**	**0-0-0**	**0**	**0**	**0**	**0**	**0**	**0**	**0.0**
vs. South Dakota St.^	11/19/23		DNP											
vs. Chartlotte^	11/20/23		DNP											
Stetson	**11/26/23**		**DNP**											
Lipscomb	**12/2/23**		**1:37**	**0-2**	**0-1**	**0-0**	**0-0-0**	**0**	**0**	**0**	**0**	**0**	**0**	**0.0**
Jacksonville	**12/6/23**		**2:03**	**0-0**	**0-0**	**0-0**	**0-0-0**	**0**	**1**	**0**	**0**	**0**	**0**	**0.0**
Ole Miss	**12/10/23**		**DNP**											
Maine	**12/18/23**		**2:17**	**0-1**	**0-0**	**0-0**	**0-0-0**	**1**	**0**	**0**	**0**	**0**	**0**	**0.0**
Florida A&M	**12/21/23**		**DNP**											
Bethune-Cookman	**12/29/23**		**2:56**	**0-0**	**0-0**	**2-2**	**0-1-1**	**0**	**1**	**0**	**0**	**0**	**2**	**0.3**
at Kansas State*	1/6/24		DNP											
#3/3 Kansas*	**1/10/24**		**DNP**											
#18/17 BYU*	**1/13/24**		**DNP**											
at Texas*	1/17/24		DNP											
at #5/5 Houston*	1/20/24		DNP											
West Virginia*	**1/23/24**		**DNP**											
at Cincinnati*	1/27/24		DNP											
#18/18 Baylor*	**1/31/24**		**DNP**											
#23/24 Oklahoma*	**2/3/24**		**DNP**											
at #23/23 Texas Tech*	2/10/24		DNP											
at #19/17 BYU*	2/13/24		DNP											
Cincinnati*	**2/17/24**		**DNP**											
at West Virginia*	2/20/24		DNP											
#23/23 Texas Tech*	**2/24/24**		**DNP**											
at Oklahoma State*	2/28/24		DNP											
#8/6 Iowa State*	**3/2/24**		**DNP**											
#1/1 Houston*	**3/6/24**		**DNP**											
at TCU*	3/9/24		DNP											
vs. Oklahoma State%	3/12/24		DNP											
vs. #20/21 BYU%	3/13/24		DNP											
South Florida#	**3/19/24**		**DNP**											

*^ - Jacksonville Classic * - Big 12 Conference Game % - Big 12 Conference Championship # - National Invitation Tournament*

2024-25 GAME-BY-GAME | REDSHIRT JUNIOR

Opponent	Date	GS	MIN	FG-A	3FG-A	FT-A	O-D-TOT	PF	A	TO	BLK	STL	PTS	PPG
#13 Texas A&M	**11/4/24**		**DNP**											
Purdue Fort Wayne	**11/8/24**		**DNP**											
Florida Atlantic	**11/12/24**		**DNP**											
Tennessee Tech	**11/19/24**		**DNP**											
vs. #19 Wisconsin^	11/22/24		DNP											
vs. LSU^	11/24/24		DNP											
Milwaukee	**11/27/24**		**DNP**											
California Baptist	**12/1/24**		**0:48**	**0-0**	**0-0**	**0-2**	**0-0-0**	**0**	**0**	**0**	**0**	**1**	**0**	**0.0**
Tarleton State	**12/8/24**		**DNP**											
vs. Tulsa&	12/14/24		DNP											
Jacksonville	**12/21/24**		**0:59**	**0-0**	**0-0**	**0-0**	**0-0-0**	**0**	**0**	**1**	**0**	**0**	**0**	**0.0**
at Texas Tech*	12/31/24		DNP											
#7 Kansas*	**1/5/25**		**DNP**											
Colorado*	**1/8/25**		**DNP**											
at Arizona*	1/11/25		DNP											
at Arizona State*	1/14/25		DNP											
at #10 Houston*	1/18/25		DNP											
at #3 Iowa State*	1/21/25		DNP											
TCU*	**1/25/25**		**1:11**	**0-0**	**0-0**	**0-0**	**0-1-1**	**0**	**1**	**0**	**0**	**0**	**0**	**0.0**
at #11 Kansas*	1/28/25		DNP											
BYU*	**2/1/25**		**DNP**											
Cincinnati*	**2/5/25**		**DNP**											
at Baylor*	2/8/25		DNP											
#10 Iowa State*	**2/11/25**		**DNP**											
at Colorado*	2/15/25		DNP											
at Oklahoma State*	2/19/25		DNP											
Utah*	**2/28/25**		**DNP**											
Kansas State*	**2/26/25**		**DNP**											
at TCU*	3/1/25		DNP											
Oklahoma State*	**3/5/25**		**DNP**											
at West Virginia*	3/8/25		DNP											
vs. Utah%	3/11/25		0:36	0-0	0-0	0-0	0-1-1	0	1	0	0	0	0	0.0
vs. Kansas%	3/12/25		DNP											
vs. Oregon State#	4/1/25		DNP											
vs. Cincinnati#	4/3/25		DNP											
vs. Villanova#	4/5/25		DNP											
vs. Nebraska#	4/6/25		DNP											

*^ - Greenbrier Tip-Off &-AutoNation Orange Bowl * - Big 12 Conference Game % - Big 12 Conference Championship # - College Basketball Crown*



35 Devan CAMBRIDGE

Forward / Sixth Year / 6-6 / 210
Nashville, Tenn. / Hillcrest Prep / Auburn/Arizona State/Texas Tech

@bounceman35
@ bounceman35

REDSHIRT FIFTH YEAR (2024-25, AT TEXAS TECH)
- Saw action in the first six contests for the Raiders before struggling with injury again
- Posted back-to-back 10-point games against Wyoming on Nov. 13 and Arkansas Pine Bluff on Nov. 18, 2024

FIFTH YEAR (2023-24, AT TEXAS TECH)
- Played in eight games before suffering a season-ending injury
- In those games, he was averaging a career-high 10.5 points per game while adding 4.5 rebounds and 1.2 assists per game
- Scored in double figures in five of the eight games he played in, including a four-game streak between Nov. 22-30
- Scored a season-high 17 points in the win over Michigan on Nov. 24, 2023, going 6-for-10 from the field
- Kept his hot streak going, notching 16 points in the very next game against Butler on Nov. 30, 2023

SENIOR (2022-23, AT ARIZONA STATE)
- Earned a starting spot in 34 of the 35 games he played in, averaging 26.7 minutes an outing
- Connected on 130-of-258 shots from the field to maintain an outstanding 50.4 percent field goal percentage, making him just one of three Sun Devils to shoot 50% or better from the field
- Recorded the second most rebounds on the team with 193 boards, averaging 5.4 per game
- Was also second on the stat sheet in blocks, rejecting 28 shots on the campaign
- Accumulated three double-doubles on the season, the first against San Diego on Dec. 18, 2022, where he scored 13 points and recorded a career-high 11 rebounds
- His next double-double performance was at Stanford on Feb. 9, 2023, where he recorded a 10-point, 10-rebound stat line while also earning four blocks
- He closed out regular season play with one last double-double show against USC on March 4, 2023, with 12 points and 10 boards
- Spent the season alongside his brother, Desmond Cambridge, Jr.

JUNIOR (2021-22, AT AUBURN)
- Started in 14 games for the Tigers but saw action in 33 contests
- Averaged 5.3 points and 3.6 rebounds per game
- Brought down 56 offensive rebounds, the second most on the team that season
- Turned in his second career double-double performance with 10 points and 10 rebounds versus Yale on Dec. 4, 2021
- Posted a season-high 14 points on Dec. 11, 2021, against Nebraska, connecting on 6-of-8 from the field and 2-of-3 from long range
- Recorded nine offensive rebounds at Missouri on Jan. 25, 2022, the most by a Tiger player since Brandon Robinson tied a school record with 11 versus Arkansas in 2002
- All nine of those offensive rebounds came in an 8:57 stretch in the second half, with his first coming at 11:46 remaining in the game
- Made ESPN's SportsCenter Top 10 Plays of the Day with a thunderous one-handed dunk after a pass off the backboard from teammate Wendell Green Jr. in the first half of play at Georgia on Feb. 5, 2022
- Gave his best SEC performance of the season, scoring 10 points with four rebounds, two assists and one steal in just 18 minutes off the bench against Texas A&M on Feb. 12, 2022

SOPHOMORE (2020-21, AT AUBURN)
- Appeared in all 27 games, earning a starting slot on 19 occasions
- Averaged 8.9 points, 3.6 rebounds, 0.9 steals, 0.7 assists and 0.6 blocks per game, increasing those numbers to 9.9 points, 3.7 rebounds and 1.1 steals per game during SEC play
- In his first collegiate start against Saint Joseph's on Nov. 26, 2020, he secured his first career double-double with 13 points and a career-high 10 boards
- Scored in double figures on 14 occasions, including 11 of the final 16 games of the season
- Finished third on the team in three-pointers made, knocking down 41 from behind the arc
- Blocked a career-high five shots in the squad's win over Georgia on Jan. 13, 2021
- That same game, he and teammate Jaylin Williams became the only set of teammates in NCAA Division I to block at least five shots in the same game
- Recorded a season-high 16 points against Ole Miss on Feb. 6, 2021
- SEC Academic Honor Roll student

COLLEGE PATH
2019-20: Freshman - Auburn
2020-21: Sophomore - Auburn
2021-22: Junior - Auburn
2022-23: Senior - Arizona State
2023-24: 5th - Texas Tech
2024-25: Redshirt 5th - Texas Tech
2025-26: 6th - UCF

CAREER HIGHS

Points	26	South Carolina (1/22/20)
Rebounds	11	San Diego (12/18/22)
Assists	3	4x, last vs.Washington (1/8/23)
Steals	3	3x, last vs. Georgia (2/2/21)
Blocks	5	at Georgia (1/13/21)
FGs Made	10	South Carolina (1/22/20)
FGs Attempted	17	Tennessee (2/27/21)
3-Pt. FGs Made	7	LSU (2/8/20)
3-Pt. FGs Attempted	11	South Alabama (12/4/20)
FTs Made	5	4x, last vs. Michigan (11/24/23)
FTs Attempted	8	2x, last at Butler (11/30/23)

2024-25 GAME HIGHS

Points	10	2x, last vs. Arkansas- Pine Bluff (11/18/24)
Rebounds	7	Bethune-Cookman (11/5/24)
Assists	1	2x, last vs. Syracuse (11/22/24)
Steals	1	2x, last vs. Syracuse (11/22/24)
Blocks	-	-
FGs Made	4	2x, last vs. Arkansas- Pine Bluff (11/18/24)
FGs Attempted	6	Wyoming (11/13/24)
3-Pt. FGs Made	2	Wyoming (11/13/24)
3-Pt. FGs Attempted	2	2x, last vs. Wyoming (11/13/24)
FTs Made	2	Arkansas- Pine Bluff (11/18/24)
FTs Attempted	2	2x, last vs. Syracuse (11/22/24)

DID YOU KNOW?
Major: Interdisciplinary Studies
Favorite pro athlete: Kevin Durant
Favorite professional team: Los Angeles Lakers
Pre-game ritual: Pre-game nap
Favorite food: Pasta with vodka sauce
Favorite off-day activity: Playing video games
Fun fact: I have eight siblings
Hidden talent: I can sing

MISCELLANEOUS

	2024-25	Career
10+ Points	2	47
20+ Points	-	2
30+ Points	-	-
5+ Rebounds	2	51
10+ Rebounds	-	7
3+ Three Pointers	-	11
5+ Assists	-	-
3+ Steals	-	3
3+ Blocks	-	3
Double-Doubles	-	5

Career Stats

SEASON	TEAM	GP	GS	MIN	AVG	FG	FGA	PCT	3FG	3FGA	PCT	FT	FTA	PCT	OFF	DEF	TOT	RPG	PF	FO	A	APG	TO	BLK	STL	PTS	PPG
2019-20	Auburn	31	0	408	13.2	49	115	.426	27	79	.342	5	18	.278	20	51	71	2.3	34	0	4	0.1	22	11	12	130	4.2
2020-21	Auburn	27	19	683	23.2	86	229	.376	41	143	.287	28	48	.583	28	69	97	3.6	46	0	20	0.7	37	15	24	241	8.9
2021-22	Auburn	33	14	646	19.6	66	164	.402	19	86	.221	24	36	.667	56	62	118	3.6	55	0	21	0.6	23	10	18	175	5.3
2022-23	Arizona State	36	35	961	26.7	130	258	.504	28	84	.333	65	100	.650	79	114	193	5.4	97	5	30	0.8	50	28	22	353	9.8
2023-24	Texas Tech	8	8	207	25.9	29	55	.527	1	11	.091	25	36	.694	13	23	36	4.5	19	1	9	1.1	9	7	5	84	10.5
2024-25	Texas Tech	6	2	105	17.5	13	22	.591	4	7	.571	3	4	.750	7	14	21	3.5	9	0	2	0.3	6	0	2	33	5.5
TOTAL		**141**	**87**	**3102**	**22.0**	**373**	**843**	**.442**	**120**	**410**	**.293**	**150**	**242**	**.620**	**203**	**333**	**536**	**3.8**	**260**	**6**	**86**	**0.6**	**147**	**71**	**83**	**1016**	**7.2**

35 / Devan Cambridge

FRESHMAN (2019-20, AT AUBURN)

- Played in all 31 games off the bench for the Tigers
- Averaged 4.2 points, 2.3 rebounds, 0.4 blocks and 0.4 steals in 13.2 minutes per game
- Knocked down 27-of-73 from long range, recording a 37 percent clip as the squad's second-best three-point shooter
- Posted a career-high 26 points against South Carolina on Jan. 1, 2020, connecting on 10-of-14 from the field, leading the Tigers in scoring that game
- His 26 points were also the most points scored by an Auburn freshman since Danjel Purifoy scored 27 points in back-to-back games in 2016
- Connected on a career-high seven three-pointers en route to 21 points against LSU on Feb. 8, 2020
- Tallied 11 blocks on the campaign, including rejecting two against Alabama on Feb. 12, 2020
- Named to AD Honor Roll after maintaining a 3.5 or higher combined grade-point average for the previous spring and fall semesters

HIGH SCHOOL

- Ranked as a three-star prospect by Rivals and 247Sports
- Tabbed as the No. 8 player in the state of Arizona by 247Sports
- As a senior, Cambridge averaged 13 points, 6.5 rebounds, 2.3 blocks and 1.7 steals over the 22 games he played in
- During that season, he shot 49 percent from the field, including 38 percent clip from three-point range
- Played on the Nike EYBL circuit with Athletes of Tomorrow, where he averaged 15.1 points, 5.1 rebounds, 1.3 assists and 1.3 blocks per game

2019-20 GAME-BY-GAME | FR. | AUBURN

Opponent	Date	GS	MIN	FG-A	3FG-A	FT-A	O-D-TOT	PF	A	TO	BLK	STL	PTS	PPG
Georgia Southern	**11/5/19**		**15:18**	**2-4**	**2-3**	**0-0**	**1-2-3**	**3**	**0**	**0**	**0**	**0**	**6**	**6.0**
vs. Davidson^	11/8/19		9:00	1-1	1-1	3-5	0-0-0	4	0	0	1	0	6	6.0
at South Alabama	11/12/19		8:30	0-0	0-0	0-0	0-1-1	0	0	0	0	0	0	4.0
CSUN	**11/15/19**		**14:45**	**4-7**	**2-4**	**0-0**	**0-2-2**	**1**	**0**	**1**	**0**	**1**	**10**	**5.5**
Colgate	**11/18/19**		**13:47**	**4-6**	**1-3**	**0-0**	**1-1-2**	**0**	**0**	**0**	**1**	**1**	**9**	**6.2**
vs. New Mexico&	11/25/19		12:06	1-4	0-2	0-0	1-1-2	1	0	1	0	0	2	5.5
vs. Richmond&	11/26/19		6:11	0-5	0-2	0-0	1-1-2	1	0	1	0	0	0	4.7
Furman	**12/5/19**		**8:58**	**1-5**	**0-2**	**0-0**	**1-3-4**	**0**	**1**	**1**	**1**	**1**	**2**	**4.4**
Saint Louis	**12/14/19**		**13:10**	**2-3**	**0-1**	**0-2**	**2-2-4**	**0**	**1**	**0**	**1**	**2**	**4**	**4.3**
NC State	**12/19/19**		**6:20**	**0-0**	**0-0**	**0-0**	**0-1-1**	**3**	**0**	**1**	**0**	**0**	**0**	**3.9**
Lehigh	**12/21/19**		**15:46**	**2-5**	**0-3**	**0-0**	**0-0-0**	**2**	**0**	**3**	**0**	**0**	**4**	**3.9**
Libscomb	**12/29/19**		**15:23**	**2-3**	**1-2**	**0-2**	**0-1-1**	**1**	**0**	**0**	**1**	**1**	**5**	**4.0**
at Mississippi State*	1/4/20		6:14	0-0	0-0	0-0	0-0-0	2	0	0	0	0	0	3.7
Vanderbilt*	**1/8/20**		**8:17**	**1-3**	**0-2**	**0-0**	**1-3-4**	**1**	**1**	**1**	**0**	**0**	**2**	**3.6**
Georgia*	**1/11/20**		**9:39**	**0-1**	**0-0**	**0-0**	**0-0-0**	**1**	**1**	**0**	**0**	**0**	**0**	**3.3**
at Alabama*	1/15/20		9:04	0-2	0-1	0-2	1-3-4	2	0	2	0	1	0	3.1
at Florida*	1/18/20		6:21	1-3	0-1	0-0	0-0-0	1	0	1	0	1	2	3.1
South Carolina*	**1/22/20**		**21:04**	**10-14**	**6-9**	**0-2**	**1-4-5**	**1**	**0**	**0**	**0**	**0**	**26**	**4.3**
Iowa State~	**1/25/20**		**13:57**	**0-2**	**0-2**	**0-0**	**0-3-3**	**2**	**0**	**2**	**0**	**1**	**0**	**4.1**
at Ole Miss*	1/28/20		9:15	0-1	0-1	0-0	0-1-1	0	0	0	0	0	0	3.9
#13 Kentucky*	**2/1/20**		**8:50**	**0-2**	**0-1**	**0-0**	**2-3-5**	**0**	**0**	**0**	**0**	**0**	**0**	**3.9**
at Arkansas*	2/4/20		4:55	0-1	0-1	0-1	1-0-1	0	0	1	1	0	0	3.7
#18 LSU*	**2/8/20**		**29:06**	**7-11**	**7-10**	**00-0**	**1-2-3**	**1**	**0**	**1**	**0**	**0**	**21**	**4.3**
Alabama*	**2/12/20**		**27:50**	**3-8**	**2-6**	**2-4**	**1-2-3**	**1**	**0**	**1**	**2**	**0**	**10**	**4.5**
at Missouri*	2/15/20		15:00	0-3	0-3	0-0	0-2-2	2	0	1	0	0	0	4.4
at Georgia*	2/19/20		23:05	1-4	0-3	0-0	1-4-5	1	0	0	1	1	2	4.3
Tennessee*	**2/22/20**		**24:34**	**3-5**	**3-5**	**0-1**	**3-3-6**	**1**	**0**	**1**	**1**	**0**	**9**	**4.4**
Ole Miss*	**2/25/20**		**16:01**	**3-5**	**2-4**	**0-0**	**0-0-0**	**0**	**0**	**0**	**1**	**1**	**8**	**4.6**
at #8 Kentucky*	2/29/20		13:09	1-3	0-2	0-0	1-1-2	1	0	0	0	0	2	4.5
Texas A&M*	**3/4/20**		**10:04**	**0-2**	**0-2**	**0-0**	**0-2-2**	**0**	**0**	**1**	**0**	**0**	**0**	**4.3**
at Tennessee*	3/7/20		12:27	0-2	0-2	0-0	0-3-3	1	0	2	0	1	0	4.2

*^ - Veterans Classic & - Legends Classic ~ - Big 12/SEC Challenge * - SEC Game*

2020-21 GAME-BY-GAME | SO. | AUBURN

Opponent	Date	GS	MIN	FG-A	3FG-A	FT-A	O-D-TOT	PF	A	TO	BLK	STL	PTS	PPG
vs. Saint Joseph's^	11/26/20	*	29:35	4-12	1-9	4-8	2-8-10	2	2	2	0	0	13	13.0
vs. #1 Gonzaga^	11/27/20	*	21:00	2-8	2-5	0-0	0-1-1	1	1	3	0	3	6	9.5
at UCF	11/30/20	*	17:13	2-9	0-3	0-2	2-2-4	0	1	2	0	0	4	7.7
South Alabama	**12/4/20**	*	**22:51**	**4-11**	**4-11**	**0-2**	**1-1-2**	**1**	**2**	**2**	**0**	**2**	**12**	**8.8**
vs. Memphis&	12/12/20	*	20:09	2-7	0-4	0-1	1-0-1	2	0	1	0	0	4	7.8
Texas Southern	**12/15/20**	*	**25:37**	**2-7**	**1-5**	**3-7**	**0-3-3**	**2**	**0**	**0**	**0**	**0**	**8**	**7.8**
Troy	**12/19/20**	*	**18:26**	**2-6**	**2-4**	**0-0**	**0-1-1**	**1**	**0**	**1**	**0**	**0**	**6**	**7.6**
App State	**12/22/20**	*	**14:56**	**0-4**	**0-4**	**0-0**	**2-2-4**	**1**	**0**	**1**	**0**	**0**	**0**	**6.6**
Arkansas*	**12/30/20**	*	**20:40**	**5-6**	**5-6**	**0-0**	**0-4-4**	**3**	**0**	**0**	**0**	**1**	**15**	**7.6**
at Texas A&M*	1/2/21	*	27:07	3-8	1-5	2-2	0-6-6	3	2	2	0	1	9	7.7
at Ole Miss*	1/6/21	*	32:00	2-10	0-5	0-0	2-3-5	2	1	2	0	1	4	7.4
Alabama*	**1/9/21**		**24:09**	**4-6**	**1-3**	**1-1**	**0-2-2**	**3**	**1**	**2**	**1**	**0**	**10**	**7.6**
at Georgia*	1/13/21		26:00	6-10	1-4	1-1	2-2-4	1	1	4	5	3	14	8.1
Kentucky*	**1/16/21**		**25:56**	**5-8**	**3-5**	**0-0**	**2-3-5**	**3**	**0**	**1**	**1**	**2**	**13**	**8.4**
at Arkansas*	1/20/21		23:06	0-3	0-3	1-2	0-1-1	1	2	1	0	0	1	7.9
at South Carolina*	1/23/21		18:14	4-8	2-5	0-0	1-2-3	1	0	0	0	1	10	8.1
#12 Missouri*	**1/26/21**		**27:42**	**3-5**	**0-2**	**2-2**	**1-4-5**	**1**	**0**	**1**	**1**	**0**	**8**	**8.1**
at #2 Baylor~	1/30/21		25:13	4-11	0-4	2-2	2-2-4	0	3	2	0	0	10	8.2
Georgia*	**2/2/21**		**18:50**	**3-7**	**2-4**	**4-5**	**0-2-2**	**3**	**1**	**0**	**1**	**3**	**12**	**8.4**
Ole Miss*	**2/6/21**	*	**37:36**	**5-12**	**2-7**	**4-4**	**2-5-7**	**1**	**0**	**2**	**2**	**0**	**16**	**8.8**
at Vanderbilt*	2/9/21	*	27:31	4-9	3-6	0-0	2-1-3	0	0	1	1	0	11	8.9
at Kentucky*	2/13/21	*	23:32	2-7	0-2	0-0	2-2-4	1	0	0	0	2	4	8.6
at LSU*	2/20/21	*	18:34	3-9	2-6	0-0	1-0-1	4	0	1	0	1	8	8.6
Florida*	**2/23/21**	*	**33:05**	**5-13**	**3-8**	**1-3**	**2-0-2**	**3**	**1**	**1**	**1**	**1**	**14**	**8.8**
#25 Tennessee*	**2/27/21**	*	**32:33**	**5-17**	**2-10**	**3-6**	**1-5-6**	**2**	**0**	**0**	**1**	**2**	**15**	**9.1**
at #8 Alabama*	3/2/21	*	35:50	4-9	3-6	0-0	0-6-6	3	1	3	0	1	11	9.2
Mississippi State*	**3/6/21**	*	**35:35**	**1-7**	**1-7**	**0-0**	**0-1-1**	**1**	**1**	**2**	**1**	**0**	**3**	**8.9**

*^ - Fort Myers Tip-Off & - Holiday Hoopsgiving ~ - Big 12/SEC Challenge * - SEC Game*

2021-22 GAME-BY-GAME | JR. | AUBURN

Opponent	Date	GS	MIN	FG-A	3FG-A	FT-A	O-D-TOT	PF	A	TO	BLK	STL	PTS	PPG
Morehead State	**11/9/21**	*	**23:57**	**4-7**	**3-4**	**2-4**	**2-2-4**	**0**	**1**	**0**	**0**	**0**	**11**	**11.0**
ULM	**11/12/21**	*	**18:54**	**1-6**	**0-4**	**0-0**	**1-2-3**	**1**	**0**	**0**	**0**	**0**	**2**	**8.7**
at USF	11/19/21	*	30:12	3-10	0-6	0-0	1-1-2	3	3	1	0	0	6	8.0
vs. #22 UConn^	11/24/21	*	21:52	2-4	1-2	1-2	1-1-2	2	0	2	0	2	6	7.6
vs. Loyola Chicago^	11/25/21	*	26:22	3-4	1-2	0-0	0-2-2	4	1	1	1	2	7	7.5
vs. Syracuse^	11/26/21	*	23:43	4-8	2-5	0-0	2-3-5	2	2	2	1	2	10	7.9
UCF	**12/1/21**	*	**22:10**	**3-8**	**2-6**	**0-0**	**1-1-2**	**2**	**0**	**1**	**1**	**1**	**8**	**7.9**
Yale	**12/4/21**	*	**22:21**	**3-9**	**2-6**	**2-2**	**3-7-10**	**1**	**1**	**0**	**1**	**0**	**10**	**8.1**
vs. Nebraska&	12/11/21	*	21:49	6-8	2-3	0-0	0-0-0	1	2	0	0	0	14	8.7
North Alabama	**12/14/21**	*	**24:54**	**4-5**	**2-2**	**3-4**	**1-4-5**	**2**	**0**	**1**	**0**	**1**	**13**	**9.1**
at St. Louis	12/17/21	*	20:17	0-2	0-1	0-0	1-1-2	3	1	2	0	1	0	8.3
Murray State	**12/22/21**	*	**20:31**	**2-5**	**1-4**	**2-2**	**1-1-2**	**3**	**0**	**3**	**0**	**1**	**7**	**8.2**
#16 LSU*	**12/29/21**		**DNP**											
at South Carolina*	1/4/22		25:28	1-4	1-2	1-3	1-4-5	1	0	0	0	1	4	7.9
Florida*	**1/8/22**		**16:34**	**2-4**	**0-0**	**0-0**	**1-1-2**	**0**	**0**	**1**	**0**	**0**	**4**	**7.7**
at #24 Alabama*	1/10/22		13:50	2-3	0-1	0-0	1-4-5	2	0	1	1	0	4	7.4
at Ole Miss*	1/15/22		12:26	0-3	0-3	1-2	1-0-1	1	0	0	0	0	1	7.1
Georgia*	1/19/22		17:58	1-6	0-3	0-0	0-2-2	2	1	0	0	0	2	6.8
#12 Kentucky*	**1/21/22**		**12:27**	**1-1**	**0-0**	**0-0**	**0-1-1**	**0**	**1**	**0**	**0**	**0**	**4**	**6.5**
at Missouri*	1/25/22	*	19:24	2-7	0-1	0-2	9-0-9	0	0	1	0	0	4	6.4
Oklahoma~	**1/29/22**	*	**18:23**	**2-3**	**0-1**	**3-3**	**4-1-5**	**2**	**2**	**0**	**1**	**0**	**7**	**6.4**
Alabama*	**2/1/22**	*	**18:29**	**2-4**	**1-2**	**3-4**	**2-4-6**	**1**	**0**	**0**	**0**	**0**	**8**	**6.5**
at Georgia*	2/5/22	*	18:42	1-4	0-2	0-0	3-0-3	2	1	1	0	2	2	6.3
at Arkansas*	2/8/22	*	26:57	2-8	1-5	0-1	5-4-9	3	0	1	1	0	5	6.3
Texas A&M*	**2/12/22**	*	**17:38**	**4-9**	**0-4**	**2-2**	**1-3-4**	**3**	**2**	**1**	**0**	**1**	**10**	**6.4**
Vanderbilt*	**2/16/22**	*	**23:57**	**2-5**	**1-3**	**1-2**	**1-0-1**	**1**	**0**	**1**	**1**	**2**	**6**	**6.4**
at Florida*	2/18/22	*	18:35	1-1	0-0	0-0	3-3-6	2	0	1	0	0	7	6.3
Ole Miss*	**2/23/22**	*	**22:48**	**3-4**	**0-1**	**1-1**	**1-1-2**	**1**	**0**	**1**	**0**	**1**	**7**	**6.3**
at #17 Tennessee*	2/25/22	*	12:09	0-3	0-1	0-0	1-1-2	1	0	1	0	1	0	6.0
at Mississippi State*	3/2/22	*	19:04	2-7	1-6	1-2	1-0-1	2	1	0	0	1	6	6.0
South Carolina*	**3/5/22**	*	**12:34**	**0-1**	**0-1**	**0-0**	**2-2-4**	**1**	**2**	**0**	**0**	**0**	**0**	**5.8**
vs. Texas A&M%	3/11/22	*	11:59	0-3	0-2	0-0	2-0-2	2	0	0	0	0	0	5.7
vs. Jacksonville State$	3/18/22	*	15:53	1-5	0-3	0-0	2-3-5	4	0	0	1	0	2	5.5
vs. Miami$	3/20/22		13:47	2-3	0-1	1-2	1-3-4	1	0	0	0	0	5	5.5

^- Battle 4 Atlantis & - Holiday Hoopsgiving ~ - Big 12/SEC Challenge - SEC Game % - SEC Tournament $ - NCAA Tournament*

2022-23 GAME-BY-GAME | SR. | ARIZONA STATE

Opponent	Date	GS	MIN	FG-A	3FG-A	FT-A	O-D-TOT	PF	A	TO	BLK	STL	PTS	PPG
Tarleton State	**11/7/22**		**23:43**	**1-7**	**0-2**	**1-3**	**4-6-10**	**3**	**0**	**3**	**4**	**1**	**3**	**3.0**
Northern Arizona	**11/10/22**		**28:06**	**5-8**	**3-3**	**3-6**	**2-4-6**	**3**	**2**	**2**	**1**	**1**	**16**	**9.5**
at Texas Southern	11/13/22		29:00	2-7	1-4	0-0	0-1-1	3	1	2	1	1	5	8.0
vs. VCU^	11/16/22		30:08	1-6	1-3	2-2	4-3-7	2	0	1	0	0	5	7.3
vs. #20 Michigan^	11/17/22		26:26	2-2	1-1	2-2	1-5-6	2	0	3	1	0	7	7.2
Grambling State	**11/22/22**		**26:02**	**7-8**	**0-1**	**2-4**	**1-2-3**	**1**	**1**	**1**	**1**	**0**	**16**	**8.7**
Alcorn State	**11/27/22**		**22:01**	**5-8**	**2-3**	**2-2**	**2-5-7**	**1**	**0**	**2**	**0**	**0**	**14**	**9.4**
at Colorado	12/1/22		28:53	7-12	1-4	3-3	1-3-4	1	0	0	1	0	18	10.5
Stanford	**12/4/22**		**29:40**	**5-7**	**0-2**	**2-2**	**0-3-3**	**3**	**1**	**3**	**0**	**1**	**12**	**10.7**
at SMU	12/7/22		22:30	5-6	3-4	0-0	0-2-2	0	1	0	0	0	13	10.9
vs. Creighton!	12/12/22		31:24	2-4	1-2	2-3	5-5-10	3	1	1	1	0	7	10.5
San Diego	**12/18/22**		**29:36**	**4-8**	**1-1**	**4-6**	**7-4-11**	**2**	**3**	**1**	**1**	**0**	**13**	**10.8**
at San Francisco	12/28/22		20:20	1-5	1-3	3-5	1-2-3	3	1	2	0	1	6	10.4
Arizona*	**12/31/22**		**18:55**	**2-8**	**0-4**	**5-6**	**0-2-2**	**5**	**0**	**2**	**1**	**0**	**9**	**10.3**
Washington State*	**1/5/23**		**28:45**	**2-5**	**1-2**	**2-3**	**1-5-6**	**1**	**2**	**1**	**0**	**1**	**7**	**10.1**
Washington*	**1/8/23**		**26:28**	**9-14**	**0-2**	**0-2**	**1-3-4**	**2**	**3**	**1**	**2**	**2**	**18**	**10.7**
at Oregon*	1/12/23		26:46	6-9	1-2	1-2	2-3-5	2	1	1	0	1	14	10.8
at Oregon State*	1/14/23		29:25	5-8	1-2	2-4	5-3-8	2	0	3	1	1	13	10.9
#5 UCLA*	**1/19/23**		**30:38**	**3-9**	**0-4**	**0-0**	**3-1-4**	**1**	**1**	**4**	**2**	**0**	**6**	**10.3**
Southern California*	**1/21/23**		**16:47**	**3-6**	**0-0**	**1-2**	**4-1-5**	**5**	**1**	**0**	**1**	**0**	**7**	**10.4**
at Washington*	1/26/23		37:40	2-9	0-2	4-4	0-7-7	4	0	1	1	1	8	10.3
at Washington State*	1/28/23		28:09	3-9	2-3	0-0	0-5-5	3	0	0	0	1	8	10.2
Oregon State*	**2/2/23**		**31:33**	**5-7**	**0-1**	**4-6**	**4-2-6**	**2**	**2**	**4**	**0**	**2**	**14**	**10.4**
Oregon*	**2/4/23**		**22:44**	**4-7**	**0-2**	**0-0**	**0-2-2**	**4**	**0**	**1**	**2**	**0**	**8**	**10.3**
at Stanford*	2/9/23		29:49	4-8	0-1	2-4	6-4-10	3	0	2	4	1	10	10.3
at California*	2/11/23		23:52	3-9	0-3	1-3	4-2-6	4	0	1	0	0	7	10.2
Colorado*	**2/16/23**		**28:33**	**3-5**	**1-2**	**1-1**	**2-3-5**	**3**	**2**	**2**	**0**	**0**	**8**	**10.1**
Utah*	**3/2/23**		**28:58**	**6-9**	**2-2**	**0-0**	**2-4-6**	**2**	**0**	**0**	**0**	**1**	**14**	**10.2**
at #7 Arizona*	2/25/23		31:52	3-5	1-3	2-3	2-4-6	5	2	1	2	1	9	10.2
at #4 UCLA*	3/5/23		19:29	1-4	0-2	0-0	0-2-2	5	1	0	0	1	2	9.9
vs. Oregon State%	3/8/23		29:15	4-10	0-2	4-6	7-3-10	3	1	1	0	1	12	10.0
vs. Southern Cali.%	3/9/23		24:59	3-6	0-0	1-2	4-1-5	5	1	0	1	0	11	9.9
vs. #8 Arizona %	3/10/23		24:44	3-8	0-3	1-2	4-2-6	4	1	1	0	0	7	9.8
vs. #11 Nevada#	3/15/23		26:08	4-6	2-3	5-6	0-4-4	2	1	0	0	0	15	10.0
vs. #6 TCU#	3/17/23		21:40	2-4	0-2	0-0	1-0-1	5	0	1	0	0	4	9.8

*^ - Legends Classic ! - Jack Jones Hoopfest * - PAC 12 Game % - PAC 12 Championship # - NCAA Tournament*

35 / Devan Cambridge

2023-24 GAME-BY-GAME |5TH | TEXAS TECH

Opponent	Date	GS	MIN	FG-A	3FG-A	FT-A	O-D-TOT	PF	A	TO	BLK	STL	PTS	PPG
Texas A&M-Commerce	**11/8/23**		**21:11**	**0-3**	**0-2**	**2-2**	**2-2-4**	**0**	**2**	**1**	**1**	**1**	**2**	**2.0**
San Jose State	**11/12/23**		**28:23**	**7-12**	**0-1**	**1-1**	**2-3-5**	**4**	**0**	**2**	**1**	**0**	**15**	**8.5**
Texas A&M-Corpus Christi	**11/16/23**		**19:56**	**2-2**	**0-0**	**0-0**	**0-4-4**	**0**	**1**	**2**	**1**	**0**	**4**	**7.0**
vs. Villanova^	11/22/23		25:42	3-5	1-3	4-6	0-2-2	4	1	0	1	0	11	8.0
vs. Northern Iowa^	11/23/23		28:26	3-7	0-0	4-6	5-3-8	1	2	1	0	0	10	8.4
vs. Michigan^	11/24/23		31:54	6-10	0-2	5-7	2-5-7	3	2	0	1	2	17	9.8
at Butler	11/30/23		33:43	6-11	0-2	4-8	1-1-2	5	1	2	2	1	16	10.7
Omaha	**12/6/23**		**18:39**	**2-5**	**0-1**	**5-6**	**1-3-4**	**2**	**0**	**1**	**0**	**1**	**9**	**10.5**
Oral Roberts	**12/12/23**		**DNP**											
vs. Vanderbilt&	12/16/23		DNP											
UT Arlington	**12/21/23**		**DNP**											
Sam Houston	**12/28/23**		**DNP**											
North Alabama	**1/1/24**		**DNP**											
#20 Texas*	**1/6/24**		**DNP**											
Oklahoma State*	**1/9/24**		**DNP**											
Kansas State*	**1/13/24**		**DNP**											
at #5/5 Houston*	1/17/24		DNP											
#20 BYU*	**1/20/24**		**DNP**											
at #11 Oklahoma*	1/27/24		DNP											
at #25 TCU*	1/31/24		DNP											
Cincinnait*	**2/3/24**		**DNP**											
at #13 Baylor*	2/6/24		DNP											
UCF*	**2/10/24**		**DNP**											
#6 Kansas*	**2/12/24**		**DNP**											
at #10 Iowa State*	2/17/24		DNP											
TCU*	**2/20/24**		**DNP**											
at UCF*	2/24/24		DNP											
Texas*	**2/27/24**		**DNP**											
at West Virginia*	3/2/24		DNP											
at Oklahoma State*	3/5/24		DNP											
#11 Baylor	**3/9/24**		**DNP**											
vs. #20 BYU%	3/14/24		DNP											
vs.#1 Houston%	3/15/24		DNP											
NC State#	3/21/24		DNP											

*^ - Battle 4 Atlantis &- US LBM Coast-to-Coast Challenge * - Big 12 Conference Game % - Big 12 Conference Championship # - NCAA Tournament*

2024-25 GAME-BY-GAME | 6TH | TEXAS TECH

Opponent	Date	GS	MIN	FG-A	3FG-A	FT-A	O-D-TOT	PF	A	TO	BLK	STL	PTS	PPG
Bethune-Cookman	**11/5/24**		**21:24**	**2-3**	**1-1**	**0-0**	**1-6-7**	**1**	**0**	**2**	**0**	**1**	**5**	**5.0**
Northwestern State	**11/8/24**		**19:08**	**2-4**	**1-2**	**0-0**	**1-1-2**	**4**	**1**	**1**	**0**	**0**	**5**	**5.0**
Wyoming	**11/13/24**		**24:16**	**4-6**	**2-2**	**0-0**	**1-2-3**	**2**	**0**	**1**	**0**	**0**	**10**	**6.7**
Arkansas-Pine Bluff	**11/18/24**		**15:31**	**4-5**	**0-1**	**2-2**	**1-4-5**	**1**	**0**	**2**	**0**	**0**	**10**	**7.5**
vs. St. Joseph's^	11/21/24		9:15	0-2	0-1	0-0	1-0-1	0	0	0	0	0	0	6.0
vs.Syracuse^	11/22/24		16:18	1-1	0-0	1-2	2-1-3	1	1	0	0	1	3	5.5
Northern Colorado	**11/29/24**		**DNP**											
DePaul	**12/4/24**		**DNP**											
vs. #22 Texas A&M&	**12/8/24**		**DNP**											
Oral Roberts	12/16/24		DNP											
Lamar	**12/21/24**		**DNP**											
UCF*	12/31/24		DNP											
at Utah*	**1/4/25**		**DNP**											
at BYU*	**1/7/25**		**DNP**											
#3 Iowa State*	1/11/25		DNP											
at Kansas State*	1/14/25		DNP											
Arizona*	1/18/25		DNP											
at Cincinnati*	1/21/25		DNP											
Oklahoma State*	**1/26/25**		**DNP**											
TCU*	1/29/25		DNP											
at #6 Houston*	**2/1/25**		**DNP**											
Baylor*	**2/4/25**		**DNP**											
at #20 Arizona*	2/8/25		DNP											
Arizona State*	**2/12/25**		**DNP**											
at Oklahoma State*	2/15/25		DNP											
at TCU*	2/18/25		DNP											
West Virginia*	**2/22/25**		**DNP**											
#4 Houston*	**2/24/25**		**DNP**											
at Kansas*	3/1/25		DNP											
Colorado*	**3/5/25**		**DNP**											
at Arizona State*	3/8/25		DNP											
vs. Baylor%	3/13/25		DNP											
vs. Arizona%	3/14/25		DNP											
vs. UNC Wilmington#	3/20/25		DNP											
vs. Drake#	3/22/25		DNP											
vs. Arkansas#	3/27/25		DNP											
vs. Florida#	3/29/25		DNP											

*^ - Legends Classic &-US LBM Coast-to-Coast Challenge * - Big 12 Conference Game % - Big 12 Conference Championship # - NCAA Tournament*



99 Jordan BURKS

Forward / Junior / 6-9 / 205
Decatur, Ala. / Hillcrest Prep / Kentucky/Georgetown

@Jordanburks123
@jbxrks

SOPHOMORE (2024-25 AT GEORGETOWN)

- Saw action in all 34 games for the Hoyas, earning a starting slot on 11 occasions
- Scored in double-digits on nine occasions while maintaining a 52.1 shooting percentage from the field
- Also clocked a 68.4 percent clip from behind the charity stripe, connecting on 26-of-38 on the campaign
- Recorded his first career double-double against Marquette on March 1, 2025, with 11 points and 10 boards
- Posted a career-high 16-point performance in the opening round of the College Basketball Crown Tournament on March 31, 2025, against Washington State
- Snagged a double-double that game as well, picking up another career-high 13 rebounds
- Closed out the College Crown Tournament and the season against Nebraska on April 2, 2025, knocking down a personal best three three-pointers en route to his 11-point game

FRESHMAN (2023-24 AT KENTUCKY)

- Appeared in 20 games for the Wildcats
- Averaged 1.9 points, 1.7 rebounds per game while shooting 60 percent from the floor
- Scored a season-high 13 points at Vanderbilt on Feb. 6, 2024
- In that game, he shot a perfect 6-for-6 from the field against the Commodores while adding five rebounds
- Added a pair of blocks in the Cats' win over Illinois State on Dec. 29, 2023
- Contributed five boards, a block and a steal in just 14 minutes vs. Marshall on Nov. 24, 2023
- Chipped in with seven points, three rebounds and a steal in 12 minutes off the bench in Kentucky's season-opening win over New Mexico State on Nov. 6, 2023

HIGH SCHOOL

- Suited up for Hillcrest Prep with Overtime Elite and connected on 46.7% of his field-goal attempts, 26.7% from 3-point range and 67% from the charity stripe
- Began his high school career at Heritage Christian in his hometown, but also spent time at Southern California Academy before his move to OTE
- An explosive scorer at Overtime Elite and led the league with 27.1 points per game during his senior season
- That same season, he was also contributing 7.5 rebounds, 2.9 assists and 1.4 steals per game
- Scored 20 or more points in all but one game and had a season-high of 42 against OTE competition
- Tabbed as a consensus three-star prospect

COLLEGE PATH

2023-24: Freshman - Kentucky
2024-25: Sophomore - Georgetown
2025-26: Junior - UCF

CAREER HIGHS

Points	16	vs. Washington State (3/31/25)
Rebounds	13	vs. Washington State (3/31/25)
Assists	3	2x, last at DePaul (3/8/25)
Steals	2	3x, last vs. vs. Washington State (3/31/25)
Blocks	3	at DePaul (3/8/25)
FGs Made	6	2x. last vs. Washington State (3/31/25)
FGs Attempted	14	vs. Washington State (3/31/25)
3-Pt. FGs Made	3	vs. Nebraska (4/2/25)
3-Pt. FGs Attempted	8	vs. Nebraska (4/2/25)
FTs Made	4	vs. Marquette (3/1/25)
FTs Attempted	6	vs. Marquette (3/1/25)

2024-25 GAME HIGHS

Points	16	vs. Washington State (3/31/25)
Rebounds	13	vs. Washington State (3/31/25)
Assists	3	vs. Washington State (3/31/25)
Steals	2	vs. Nebraska (4/2/25)
Blocks	3	at DePaul (3/8/25)
FGs Made	6	vs. Washington State (3/31/25)
FGs Attempted	14	vs. Washington State (3/31/25)
3-Pt. FGs Made	3	vs. Nebraska (4/2/25)
3-Pt. FGs Attempted	8	vs. Nebraska (4/2/25)
FTs Made	4	Marquette (3/1/25)
FTs Attempted	6	Marquette (3/1/25)

DID YOU KNOW?

Major: Sociology
Favorite pro athlete(s): Kobe Bryant, Michael Jordan, Lebron James
Favorite professional team: Los Angeles Lakers
Pre-game ritual: Listen to music and hydrate
Favorite food: Steak, soul food and seafood
Favorite off-day activity: Sleep
Fun fact: I think I'm funny
Hidden talent: I can sing

MISCELLANEOUS

	2024-25	Career
10+ Points	9	10
20+ Points	-	-
30+ Points	-	-
5+ Rebounds	9	12
10+ Rebounds	2	2
3+ Three Pointers	1	1
5+ Assists	-	-
3+ Steals	-	-
3+ Blocks	1	1
Double-Doubles	2	2

Career Stats

SEASON	TEAM	GP	GS	MIN	AVG	FG	FGA	PCT	3FG	3FGA	PCT	FT	FTA	PCT	OFF	DEF	TOT	RPG	PF	FO	A	APG	TO	BLK	STL	PTS	PPG
2023-24	Kentucky	20	0	142	7.1	15	25	.600	2	5	.400	5	9	.556	9	24	33	1.6	24	0	5	0.3	5	4	3	37	1.9
2024-25	Georgetown	34	11	632	18.9	76	146	.521	16	45	.356	26	38	.684	41	76	117	3.4	59	2	21	0.6	21	17	26	194	5.7
TOTAL		**54**	**11**	**775**	**14.4**	**91**	**171**	**.532**	**18**	**50**	**.360**	**31**	**47**	**.660**	**50**	**100**	**150**	**2.8**	**83**	**2**	**26**	**0.5**	**26**	**21**	**29**	**231**	**4.3**

99 / Jordan Burks

2023-24 GAME-BY-GAME | FR. | KENTUCKY

Opponent	Date	GS	MIN	FG-A	3FG-A	FT-A	O-D-TOT	PF	A	TO	BLK	STL	PTS	PPG
New Mexico State	**11/6/23**		**12:12**	**3-3**	**1-1**	**0-1**	**3-0-3**	**1**	**0**	**0**	**0**	**1**	**7**	**7.0**
Texas A&M-Commerce	**11/10/23**		**14:56**	**0-1**	**0-0**	**0-0**	**2-3-5**	**4**	**0**	**0**	**0**	**0**	**0**	**3.5**
vs. Kansas^	**11/14/23**		**10:11**	**0-2**	**0-2**	**0-0**	**1-3-4**	**2**	**2**	**0**	**0**	**0**	**0**	**2.3**
Stonehill	11/17/23		15:50	1-1	0-0	0-0	0-4-4	2	2	0	0	0	2	2.3
St. Joseph's	11/20/23		6:29	0-0	0-0	0-1	0-1-1	2	0	2	1	0	0	1.8
Marshall	11/24/23		14:23	1-4	0-0	0-0	2-3-5	1	0	0	1	1	2	1.8
Miami	11/28/23		9:15	2-2	0-0	1-1	0-0-0	1	1	0	0	0	5	2.3
UNC-Wilmington	**12/2/23**		**4:00**	**0-0**	**0-0**	**0-0**	**0-0-0**	**0**	**0**	**0**	**0**	**0**	**0**	**2.0**
at Penn	**12/9/23**		**DNP**											
vs. North Carolina&	12/16/23		DNP											
at Louisville	**12/21/23**		**3:04**	**0-0**	**0-0**	**0-0**	**0-0-0**	**2**	**1**	**0**	**0**	**0**	**0**	**1.8**
Illinois State	**12/29/23**		**10:58**	**2-2**	**0-0**	**1-2**	**0-1-1**	**2**	**0**	**0**	**2**	**0**	**5**	**2.1**
at Florida*	**1/6/24**		**1:21**	**0-0**	**0-0**	**0-0**	**0-0-0**	**0**	**0**	**0**	**0**	**0**	**0**	**1.9**
Missouri*	**1/9/24**		**0:22**	**0-0**	**0-0**	**0-0**	**0-0-0**	**0**	**0**	**0**	**0**	**0**	**0**	**1.8**
at Texas A&M*	**1/13/24**		**1:25**	**0-1**	**0-0**	**1-2**	**0-0-0**	**0**	**1**	**0**	**0**	**0**	**1**	**1.7**
Mississippi State*	**1/17/24**		**DNP**											
Georgia*	1/20/24		DNP											
at South Carolina*	**1/23/24**		**DNP**											
at Arkansas*	1/27/24		DNP											
Florida*	1/31/24		2:22	0-0	0-0	0-0	1-0-1	0	0	0	0	0	0	1.6
Tennessee*	**2/3/24**		**0:39**	**0-0**	**0-0**	**0-0**	**0-1-1**	**1**	**0**	**0**	**0**	**0**	**0**	**1.5**
at Vanderbilt*	2/6/24		15:09	6-6	1-1	0-0	0-5-5	1	0	1	0	0	13	2.2
Gonzaga*	**2/10/24**		**7:09**	**0-0**	**0-0**	**2-2**	**0-1-1**	**4**	**0**	**0**	**0**	**0**	**2**	**2.2**
Ole Miss*	**2/13/24**		**DNP**											
at Auburn*	2/17/24		4:03	0-0	0-0	0-0	0-0-0	0	0	0	0	1	0	2.1
at LSU*	**2/21/24**		**6:12**	**0-1**	**0-0**	**0-0**	**0-2-2**	**1**	**0**	**1**	**0**	**0**	**0**	**1.9**
Alabama*	2/24/24		2:36	0-2	0-1	0-0	0-0-0	0	0	0	0	0	0	1.9
at Mississippi State*	**2/27/24**		**DNP**											
Arkansas*	3/2/24		DNP											
Vanderbilt*	3/6/24		DNP											
at Tennessee*	**3/9/24**		**DNP**											
vs. Texas A&M%	3/15/24		DNP											
vs. Oakland#	3/21/24		DNP											

*^ - Champions Classic &-CBS Sports Classic * - SEC Game % - SEC Championship # - NCAA Tournament*

2024-25 GAME-BY-GAME | SO. | GEORGETOWN

Opponent	Date	GS	MIN	FG-A	3FG-A	FT-A	O-D-TOT	PF	A	TO	BLK	STL	PTS	PPG
Lehigh	**11/6/24**		**27:50**	**1-2**	**0-1**	**0-0**	**2-5-7**	**2**	**1**	**2**	**2**	**0**	**2**	**2.0**
Fairfield	**11/9/24**		**20:41**	**2-3**	**0-1**	**0-0**	**3-2-5**	**5**	**0**	**1**	**0**	**1**	**4**	**3.0**
Notre Dame	**11/16/24**		**18:01**	**2-8**	**0-3**	**1-1**	**3-1-4**	**1**	**1**	**0**	**1**	**1**	**5**	**3.7**
Mount St. Mary's	11/20/24		14:23	2-2	0-0	0-0	1-1-2	1	0	1	1	0	4	3.8
Saint Francis	11/23/24		13:37	3-6	0-1	1-2	1-2-3	1	0	1	1	0	7	4.4
Wagner	**11/26/24**		**14:59**	**4-5**	**0-0**	**2-2**	**0-3-3**	**1**	**0**	**2**	**0**	**1**	**10**	**5.3**
UAlbany	**11/30/24**		**19:48**	**5-6**	**1-2**	**0-0**	**0-2-2**	**1**	**1**	**1**	**0**	**1**	**11**	**6.1**
UMBC	**12/2/24**		**19:17**	**4-5**	**0-0**	**1-2**	**1-3-4**	**0**	**1**	**1**	**0**	**1**	**9**	**6.5**
at West Virginia	12/6/24		15:25	1-3	0-1	0-0	0-0-0	1	0	1	1	1	2	6.0
at Syracuse	**12/14/24**		**7:40**	**1-2**	**1-2**	**0-0**	**1-1-2**	**3**	**1**	**1**	**0**	**1**	**3**	**5.7**
Creighton*	12/18/24		21:56	3-3	1-1	0-0	2-3-5	1	1	1	0	1	7	5.8
at Seton Hall*	**12/22/24**		**13:31**	**1-1**	**0-0**	**0-0**	**1-2-3**	**2**	**0**	**0**	**0**	**1**	**2**	**5.5**
Coppin State*	**12/28/24**		**5:20**	**0-0**	**0-0**	**0-0**	**1-1-2**	**1**	**0**	**1**	**1**	**0**	**0**	**5.1**
Xavier*	1/3/25		13:23	0-0	0-0	3-4	1-3-4	5	0	1	0	0	3	4.9
at Marquette*	1/7/25		5:20	3-5	2-2	0-0	1-1-2	2	0	1	1	1	8	5.1
UConn*	1/11/25		13:23	1-1	0-0	2-2	0-1-1	2	1	0	1	0	4	5.1
at St. John's*	1/14/25		15:21	0-0	0-0	0-0	0-0-0	1	0	0	0	1	0	4.8
Depaul*	**1/17/25**		**14:05**	**2-7**	**0-2**	**0-0**	**0-0-0**	**1**	**0**	**0**	**0**	**0**	**4**	**4.7**
at Villanova*	1/20/25		11:45	1-2	0-1	0-0	0-2-2	0	0	0	0	1	2	4.6
at Providence*	**1/25/25**		**6:26**	**0-0**	**0-0**	**0-0**	**0-0-0**	**1**	**0**	**0**	**0**	**0**	**0**	**4.4**
St. John's*	**1/28/25**		**3:56**	**0-1**	**0-0**	**0-2**	**0-1-1**	**0**	**0**	**0**	**0**	**1**	**0**	**4.1**
Butler*	1/31/25		3:25	1-1	0-0	0-0	1-0-1	1	0	0	0	0	2	4.0
at Xavier*	**2/4/25**		**5:40**	**0-0**	**0-0**	**0-0**	**0-0-0**	**1**	**0**	**0**	**0**	**0**	**0**	**3.9**
Seton Hall*	2/8/25		5:53	0-2	0-1	0-0	0-2-2	0	1	0	0	0	0	3.7
at Butler*	2/15/25		17:56	4-7	1-2	2-3	2-3-5	4	0	0	2	1	11	4.0
Providence*	**2/19/25**		**25:11**	**5-8**	**1-2**	**2-2**	**1-3-4**	**2**	**2**	**0**	**0**	**1**	**13**	**4.3**
at Creighton*	**2/23/25**		**28:49**	**3-6**	**1-4**	**0-0**	**1-2-3**	**3**	**1**	**0**	**0**	**0**	**7**	**4.4**
at UConn*	2/26/25		37:27	5-8	1-1	0-0	2-1-3	4	0	1	1	1	11	4.7
Marquette*	**3/1/25**		**37:43**	**3-4**	**1-1**	**4-6**	**3-7-10**	**1**	**0**	**3**	**1**	**2**	**11**	**4.9**
Villanova*	3/4/25		31:39	5-9	2-4	2-3	1-5-6	1	1	0	0	1	14	5.2
at DePaul*	3/8/25		29:00	3-9	0-1	0-0	5-3-8	2	3	0	3	1	9	5.3
vs. DePaul%	3/12/25		33:34	1-4	0-1	0-0	0-4-4	3	2	1	0	1	2	5.2
vs. Washington State#	3/31/25		40:00	6-14	1-3	3-4	6-7-13	3	3	0	1	2	16	5.5
vs. Nebraska#	4/2/25		37:13	4-12	3-8	0-0	1-5-6	2	1	1	1	2	11	5.7

** - Big East Conference Game % - Big East Conference Championship # - College Basketball Crown*

THE STAFF

2025-26 UCF MEN'S BASKETBALL

Johnny DAWKINS

Head Coach / 10th Season

UCF head men's coach Johnny Dawkins has built a particularly glossy college basketball playing and coaching catalogue—most recently including a 2025 induction to the Washington D.C. Hall of Fame and the 2023 induction into the National Collegiate Basketball Hall of Fame and selection of a UCF player in the first round of the 2023 NBA Draft.

Dawkins' resume showcases:
✦ 17 seasons as a major-college head coach (the last nine at UCF), including 10 postseason berths and a pair of National Invitation Tournament titles
✦ Extensive player development, highlighted by Taylor Hendricks' selection in the first round of the 2023 NBA Draft after only a single season at UCF
✦ 10 additional previous seasons of experience as an assistant coach at Duke, including NCAA Championship appearances every year, an NCAA title in 2001 and seven Atlantic Coast Conference Tournament crowns
✦ A nine-year NBA career that included a career double-figure scoring average
✦ A collegiate playing career at Duke that featured national player of the year recognition as a senior and ended his career as the Blue Devils' all-time leading scorer, later culminating with his 2023 National Collegiate Basketball Hall of Fame selection and 2025 Washington D.C. Sports Hall of Fame induction

In nine seasons at UCF, Dawkins has led the program to unprecedented heights, in the only eight-year stretch with four or more postseason appearances during the Division I era. He led the Knights to their first NCAA Championship victory in 2019. He's also responsible for producing UCF's first lottery pick after Taylor Hendricks was selected by the Utah Jazz with the ninth overall pick in the 2023 NBA Draft. In the deepest, most challenging league in college basketball, Dawkins led the Knights to seven victories in their inaugural season as members of the Big 12 Conference in 2023-24, earning a program record three ranked wins during the campaign.

Dawkins boasts nine wins over ranked opponents in his time at the helm of the Knights, accounting for over 80% of the team's wins over Associated Press top-25 teams in the program's history. The Knights led off the 2024-25 season with win over #13/15 Texas A&M, marking the first of three tries in a season opener. UCF made a statement in its inaugural home Big 12 game on Jan. 10, 2024, beating No. 3 Kansas by five after trailing by 16 at one point during the contest. The Knights went on to earn additional ranked wins over No. 23 Oklahoma and No. 23 Texas Tech during the inaugural Big 12 slate, joining the 2018-19 season as the only other campaign with multiple wins over ranked opponents in a single season.

The Knights also earned a host of other impressive wins against top-25 foes, beating 15th-ranked Florida State in Tallahassee in 2020, the program's first victory over the Seminoles. The Knights recorded consecutive victories over No. 6 Houston and No. 19 Cincinnati during the 2018-19 regular-season run to the NCAA Championship, solidifying themselves in the field of 68. UCF defeated No. 24 Alabama in December 2017, after earning the first ranked win under Dawkins on Feb. 26, 2017, beating No. 15 Cincinnati 53-49. UCF cracked the AP poll on Mar. 4, 2019, for the first time since 2011, earning a ranking of 25th late in the regular season. It was the latest into a season that the Knights had been ranked. The home finale against Cincinnati in 2019 marked the first matchup of ranked teams at Addition Financial Arena.

Dawkins was named UCF's seventh head men's basketball coach on Mar. 23, 2016.

The 2019 NCAA Championship Run

The 2018-19 season was one to remember for Dawkins and the Knights, as he guided UCF to a No. 9 seed in the NCAA Championship, its highest seed in five all-time NCAA Championship appearances, and defeated eighth-seeded VCU 73-58 in first-round action.

UCF then came inches away from upsetting top overall seed Duke in the second round, ultimately falling 77-76 to fellow Hall of Famer and his former college coach Mike Krzyzewski, Zion Williamson and RJ Barrett as BJ Taylor's floater rimmed out and Aubrey Dawkins' tip-in barely missed at the buzzer.

The Knights were stellar down the stretch to secure their at-large NCAA Championship berth, winning on the road at No. 6/8 Houston to snap the Cougars' 33-game home win streak and topping No. 19/20 Cincinnati in Orlando. It marked the first time UCF had earned multiple victories over ranked opponents in the same season, and the Knights did it in back-to-back games.

Dawkins led UCF back to the NCAA Championship for the first time since 2005, and the first time as an at-large selection (with the previous four NCAA Championships as champions of the Atlantic Sun Conference Tournament in 1994, 1996, 2004 and 2005). He helped three

THE DAWKINS FILE

Hometown	Washington, D.C.
High School	Mackin Catholic
College	Duke, 1986

COACHING EXPERIENCE

2016-present	UCF	Head Coach
2008-16	Stanford	Head Coach
2000-08	Duke	Associate Head Coach
2006-08	USA Basketball	Player Personnel
1998-99	Duke	Assistant Coach

NBA EXPERIENCE

1994-95	Detroit Pistons
1989-94	Philadelphia 76ers
1986-89	San Antonio Spurs
1986	Drafted, Spurs - 10th Overall



individuals earn all-conference accolades from the American Athletic Conference in 2018-19, as UCF led the league with three honorees. BJ Taylor became the first Knight to earn first-team AAC honors, while Aubrey Dawkins was named second team and Tacko Fall added third-team honors. It marked just the second time that the Knights put multiple student-athletes on the AAC all-conference teams and the ninth time in the program's Division I history that multiple Knights earned all-conference honors in the same season (dating back to the 1993-94 season). With two players on the three all-conference teams, only Houston had more players earn all-conference honors.

Following the end of the 2018-19 regular season, Dawkins was named a finalist for the Skip Prosser Man of the Year Award and the Ben Jobe National Coach of the Year Award.

UCF finished the year 24-9, tied for the fourth most wins in a season in program history. The Knights' 23 regular-season wins marked a record in UCF's Division I era. The team went 13-5 in AAC play, the team's most league wins since joining that conference, and earned the No. 4 seed in the conference tournament for the second time in three seasons.

Dominant Defense

Known for their defense under Dawkins, the Knights ranked 11th in the nation in field-goal percentage defense, holding opponents to just 39.4 percent shooting in the 2018-19 NCAA Championship run. UCF was also 27th in scoring defense, allowing 64.5 points per game that season.

Defense always has been a priority with UCF teams, as four of Dawkins' eight seasons with the Knights have seen the team finish inside the top 50 nationally in scoring defense, including two top-10 finishes. UCF ranked third in the nation in scoring defense in 2017-18, holding teams to 61.7 points per game and 40.1% shooting, slotting the team at the No. 10 spot in the country. Dawkins' first season with UCF in 2016-17 saw the team finish No. 1 in field-goal percentage defense, limiting foes to 36.5% from the field, and No. 6 in scoring defense, with opponents averaging 61.2 points per contest.

Despite making the jump to one of the nation's toughest leagues in college hoops, UCF held its own on the defensive side of the ball. The Knights led the Big 12 in blocks per game, averaging 5.0 per game, a top 20 mark nationally throughout the year. UCF also ranked in the top 25 in steals per game at 8.7 per contest. Although they finished just outside of the top 50 national rankings for scoring defense, the Knights often held opponents well below their season averages. UCF also posted its second-highest turnovers forced per game clip during the team's first run through the Big 12, finishing in the top 40 with a mark of 14.21.

COACHING RECORD

Season	School	Record	Pct
2008-09	Stanford	20-14	.588
2009-10	Stanford	14-18	.438
2010-11	Stanford	15-16	.484
2011-12	Stanford	26-11	.703
2012-13	Stanford	19-15	.559
2013-14	Stanford	23-13	.639
2014-15	Stanford	24-13	.649
2015-16	Stanford	15-15	.500
2016-17	UCF	24-12	.667
2017-18	UCF	19-13	.594
2018-19	UCF	24-9	.742
2019-20	UCF	16-14	.533
2020-21	UCF	11-12	.478
2021-22	UCF	18-12	.600
2022-23	UCF	19-15	.559
2023-24	UCF	17-16	.515
2024-25	UCF	20-17	.541
At UCF	**9 Seasons**	**168-120**	**.583**
Total	**17 Seasons**	**324-235**	**.580**

COACHING HIGHLIGHTS

2008-09	CBI Semifinals
2011-12	NIT Champions
2012-13	NIT Second Round
2013-14	NCAA Sweet 16
2014-15	NIT Champions
2016-17	NIT Semifinals
	Finalist for Jim Phelan National Coach of the Year
	Finalist for Ben Jobe National Coach of the Year
2018-19	Finalist for Skip Prosser Man of the Year
	Finalist for Ben Jobe National Coach of the Year
	NCAA Tournament
2022-23	NIT Second Round
2023-24	NIT First Round
2024-25	College Basketball Crown Finals

Highly-Touted Hendricks

Taylor Hendricks qualified as UCF's top recruit in program history upon his arrival prior to the 2022-23 season. He came into college as a top-100 player in two of the three major recruit rankings, as ESPN pinned him No. 54 and Rivals had him at No. 87. Hendricks lived up to the hype on opening night, dropping a team-best 23 points in his collegiate debut and finishing the season with averages of 15.3 points and 6.9 rebounds.

Through plenty of work and coaching throughout the season, Hendricks quietly began to creep into mock drafts across the country. At season's end, Hendricks had achieved two career-high marks of 25 points and recorded five double-doubles. He was the nation's only player to make 60 or more three-pointers, tally 55 or more blocks and record 35 or more

Coach Dawkins with Taylor Hendricks at the 2023 NBA Draft in Brooklyn, New York

dunks. He was honored with a unanimous selection to the American Athletic Conference All-Rookie Team and was named second-team All-AAC.
Hendricks announced his intent to enter the NBA Draft on March 22, 2023, making him UCF's first one-and-done player. The freshman phenom later went on to become the Knights' first lottery pick as well as a first-round selection, going ninth to the Utah Jazz in the 2023 NBA Draft.

Enshrined in the College Basketball Hall of Fame
Dawkins was honored Aug. 30, 2023, as an inductee in the 18th class of the National Collegiate Basketball Hall of Fame. He was joined by former Duke coach Mike Kryzyzewski, who was officially honored in the class of 2023 after initially being among the Hall of Fame's Founding Class in 2006.

Dawkins was inducted for his playing days as a Blue Devil and is one of the most decorated players in Duke history. He is regarded as a key early figure in the program's ascent to becoming a national power. From 1982-86, Dawkins piled up 2,556 points – a mark that stood as the school's scoring record until 2006 and remains second all-time. He was a two-time consensus All-American, a four-time All-ACC selection--and was recipient of the 1986 Naismith National Player of the Year award.

As a senior, Dawkins led Duke to the ACC regular-season and tournament titles, and an appearance in the NCAA National Championship game. The 10th overall pick by the Spurs in the 1986 NBA Draft, Dawkins saw action in nine professional seasons with the Spurs, 76ers and Pistons. He averaged 11.1 points and 5.5 assists through 541 career NBA games.

The Washington D.C. native was selected to be a part of the Washington D.C. Sports Hall of Fame Class of 2025. He was inducted for his playing days at Mackin Catholic High School, Duke and the NBA. He is considered one of the greatest players at the District's Mackin Catholic High School, where he earned All-America recognition before joining Duke.

The Washington D.C. Sports Hall of Fame marked the third Hall of Fame induction for Dawkins. His jersey was retired in 1996 as he was inducted into the Duke Athletics Hall of Fame. In 2023, he was an inductee in the 18th class of the National Collegiate Basketball Hall of Fame.

UCF Player Honors
Multiple players have earned conference and national honors under Dawkins' tenure. Tacko Fall earned a spot on the Lefty Driesell Defensive All-America team in 2016-17 and was named the American Athletic Conference Defensive Player of the Year. B.J. Taylor earned first-team All-AAC and NABC first-team All-District honors in 2018-19.

Seven nods to the All-AAC Team were awarded while the Knights were members of that league. An additional three All-Rookie Team honors were earned, all over the last three seasons. Taylor Hendricks earned second-team All-Conference honors as well as a unanimous nod to the All-Rookie Team in 2022-23, as well as tallying a record nine conference rookie-of-the-week accolades. Darius Johnson and Isaiah Adams preceded Hendricks in earning All-Rookie Team nods in 2021-22 and 2020-21, respectively. Aubrey Dawkins (2018-19) and Taylor (2016-17) are the other Knights who received All-AAC second-team honors, while Darin Green Jr. (2021-22), Brandon Mahan (2020-21), Darius Perry (2020-21) and Fall (2018-19) all were members of an AAC third team.

Johnson added to his decorated career as a Knight with an All-Big 12 Honorable Mention honor in UCF's first season in the Big 12 (2023-24). He was joined by fellow junior guard Jaylin Sellers and fifth year forward Ibrahima Diallo on the honorable mention list.

Keyshawn Hall and Johnson were both honored by the Big 12 Conference at the end of the 2024-25 season. Hall was named to the All-Big 12 Second Team and All-Newcomer Team while Johnson was tabbed as All-Big 12 Honorable Mention for the second consecutive season.

Postseason Pushes
On top of the NCAA Championship run in 2018-19, the Knights have punched three tickets to the NIT under Dawkins' direction, as he has led UCF to the postseason in half of his eight seasons at the helm of the Black and Gold. That number of postseason appearances is more than half of the SEC, ACC and Big Ten combined over that stretch.

UCF's most recent NIT bid saw the squad earn a No. 4 seed. In 2023, the Knights traveled to Gainesville, Florida, and handily beat Florida 67-49, UCF's first road victory against the Gators in program history. The Knights were the only team to hold Florida under 50 points all season. It was the sixth time that season UCF limited an opponent to 50 points or fewer. The Knights' run came to an end in their inaugural meeting with top-seeded Oregon in Eugene.

The 2016-17 season took UCF to New York's Madison Square Garden in Dawkins' first year at the helm of the Knights. UCF hosted its first NIT game, defeating Colorado for the program's first postseason win in an NIT or NCAA game. The Knights went on to defeat top-seeded Illinois State on the road, before coming home to the first sellout crowd at Addition Financial Arena and winning 68-58 over Illinois to earn a spot in the NIT semifinals. Under Dawkins' leadership, UCF led all NCAA Division I teams in defensive field-goal percentage, holding opponents to just 36.5 percent from the floor. The Knights were also sixth in the nation, allowing only 61.2 points per game, and gave up 45 or fewer points in four games over the course of the year. Dawkins was a finalist for both the Jim Phelan and Ben Jobe National Coach of the Year awards in his first season at UCF. Matt Williams set UCF records for three-pointers in a career, season and game, before signing a professional contract with the Miami Heat.

Notable Notes
In UCF's Dec. 11, 2021, win over North Carolina A&T, Dawkins picked up his 100th victory with the Knights, becoming the fastest coach in program history and just the third one to do so. He earned his 300th career victory in the Black and Gold's 74-63 win over No. 23 Oklahoma. Following the end of the 2023-24 season, Dawkins stands 148-103 all-time as head coach of the Knights, a winning percentage of .590, currently the second highest in program history and first during the Division I era, trailing only Torchy Clark's .755 mark.

In nine years, Dawkins has done a similarly successful job with his players in the classroom. With Dawkins at the helm, the Knights men's basketball program recorded an average semester team grade-point average over 3.0 for the first time in recorded history in 2018. Then the Knights did it again, setting a program record with an average semester GPA of 3.03 in spring 2019. Under Dawkins' watch, more than 45 nods have been earned by Knights on the AAC All-Academic team.



Coach Dawkins thanks the student section for coming, as he does after every win, after beating No. 23 Oklahoma for career victory number 300.

When Dawkins took over at UCF, the Knights had gone 12-18 the season before and hadn't finished above .500 since 2012-13. He led UCF to a 24-12 record in his first season at the helm, the sixth-best turnaround in the nation. With just seven scholarship players due to transfers and injuries, the Knights earned the fourth seed – their highest ever – in the American Athletic Conference Tournament, eventually falling to league champion SMU in the semifinals.

Stanford Stint
Stanford put together four 20-win seasons in Dawkins' tenure as head coach. He is only the second coach in Stanford history with at least four 20-win seasons. Stanford's success on the court came against some of the toughest schedules in the nation. During the 2015-16 season, the Cardinal faced the sixth-most difficult slate in the country—with a nation-leading 17 of Stanford's 30 games against RPI top-50 squads. Stanford's strength of schedule was rated in the top 50 each of his final four seasons, including two in the top 20, with an average rank of 27.75.

The Cardinal basketball program also exceled in the classroom during Dawkins' tenure, earning at least three Pac-12 All-Academic selections for five consecutive seasons and producing back-to-back Pac-12 Scholar-Athlete of the Year recipients (2014, 2015). Stanford also received annual national academic recognition, with three players earning National Association of Basketball Coaches (NABC) Honors Court status in 2015. The Cardinal were one of 20 NCAA Division I teams to earn an NABC Team Academic Excellence Award in 2016.

In 2012, Dawkins mentored Chasson Randle to become the consummate student-athlete. Randle finished that season as Stanford's all-time leading scorer and earned the program's initial first-team Academic All-America selection since 2006. Under Dawkins, Stanford recorded back-to-back perfect Academic Progress Rate (APR) scores of 1,000 in both the 2012-13 and 2013-14 reports.

Player development was also markedly improved at Stanford under Dawkins' tutelage. Four Cardinal players were selected in the NBA Draft following their collegiate careers—including 2014 first-round pick Josh Huestis.

Learning from a Legend
The Washington, D.C., native coached for 10 years under the legendary Mike Krzyzewski at Duke. During Dawkins' decade as a coach at Duke, the Blue Devils won a national championship (2001), tallied six ACC regular-season championships, recorded seven ACC Tournament titles and posted a 330-60 (.846) record. In four consecutive seasons from 1999-2002, Duke finished the regular season ranked No. 1 in both national polls, a first in college basketball history. Duke reached a No. 1 national ranking in seven of 10 seasons with Dawkins on the coaching staff.

Coach Dawkins (right) catches up with his former coach Mike Krzyzewski prior to the 2023 National Collegiate Basketball Hall of Fame induction ceremony

COLLEGIATE CAREER

1982-86	Duke University
1985-86	Naismith National Player of the Year
	Consensus First Team All-America
	First Team All-ACC
	NCAA East Regional MVP
	ACC Tournament MVP
	Duke Team MVP
	Duke Co-Captain
1984-85	Consensus First Team All-America
	First Team All-ACC
	Duke Team MVP
1983-84	Second Team All-ACC
	Duke Team MVP
1982-83	Freshman All-America
	Second Team All-ACC
	Duke Team MVP

While at Duke, he also served as the player personnel director for the USA Basketball Senior National Team from 2006-08.

Decorated at Duke
Following a prolific high school career at Mackin Catholic High School in Washington, D.C. (McDonald's All-American and third-team Parade All-American), Dawkins made his way to Duke, where he would become one of the most decorated players to set foot in Durham, North Carolina.

He played for the Blue Devils from 1982-83 through 1985-86, earning consensus All-America honors twice (1985, 1986). Dawkins was also voted the 1986 Naismith National Player of the Year and named a Freshman All-American in 1983. During his collegiate career, he helped lead Duke to three NCAA Championship berths, including an NCAA title-game appearance in 1986. He was an All-ACC honoree all four seasons as a Blue Devil. Dawkins helped Duke win the 1986 ACC Tournament title in his senior season, claiming the MVP award in the process.

Dawkins finished his career as the school's all-time leading scorer and held that honor until 2006 when J.J. Redick surpassed his mark of 2,556 points. He recorded double-figure point totals in 129 of 133 collegiate games. Dawkins led the Blue Devils in scoring all four years, recording the fourth-highest season point total in school history with 809 in 1986. Dawkins remains Duke's career record-holder in field goals (1,026) and field goals attempted (2,019) while also setting the school's single-season mark for field goals (331) during the 1986 campaign.

Dawkins was inducted into the Duke Sports Hall of Fame in September 1996. His jersey number 24 was retired by the school.

Professional Experience
A 1986 first-round NBA Draft pick (10th overall) by San Antonio, Dawkins saw action in nine NBA seasons with the Spurs (1986-89), Philadelphia 76ers (1989-94) and Detroit Pistons (1994-95). He averaged 11.1 points, 2.5 rebounds and 5.5 assists over 541 career NBA games.

Giving Back to the Game
Dawkins has served as a member of the National Association of Basketball Coaches Board of Directors since 2012. He currently serves on the NCAA Division I Men's Basketball Ethics Coalition, an independent committee of current and former coaches, charged with promoting ethical conduct through leadership, education and mentoring opportunities, while identifying key issues challenging the coaching community.

Robbie LAING

Associate Head Coach
10th Season
Troy, 1982

Robbie Laing was named an assistant coach for UCF Men's Basketball in April of 2016 under head coach Johnny Dawkins. He was later promoted to Associate Head Coach in September of 2024.

In nine seasons on staff, Laing has helped the Knights to a 168-120 overall record. With him on staff, the Knights have had success, including the program's first at-large berth to the NCAA Tournament and the school's first NCAA Tournament win, a first round victory over VCU in 2018-19. The Knights were a nine seed in the tourney, their highest seed in five NCAA Tournament appearances, and defeated the eighth seeded Rams, 73-58 in first-round action.

Laing led the charge in the recruitment of Taylor and Tyler Hendricks, both of whom joined the team's roster for the 2022-23 season. He maintained a strong relationship with the twins and their family from high school on. Taylor went on to lead the team in scoring, blocks and a multitude of other categories in a phenomenal freshman campaign, one that led to him becoming the program's first one-and-done, as well as first lottery pick in the NBA draft. Taylor was selected ninth overall in the 2023 NBA Draft to the Utah Jazz, the second of UCF's selections in the modern draft era.

The Knights found success in their first year in the Big 12 Conference. UCF tallied seven victories during the conference slate, with all wins coming against legacy league foes. The Black and Gold earned three ranked wins along the way, the most in a single season in program history, topping No. 3 Kansas, No. 23 Oklahoma and No. 23 Texas Tech and holding each to under 65 points. The Knights earned the No. 12 seed at their inaugural Big 12 Conference Championship, drawing No. 13 Oklahoma State. After erasing a 12-point deficit in a win in Stillwater during the regular season, UCF dominated the Cowboys in the opening game of the league tournament, winning 77-62. The Knights earned their second straight nod to the postseason and fourth in the last eight campaigns by taking part in the NIT, earning a No. 4 seed. Ibrahima Diallo, Darius Johnson and Jaylin Sellers were named All-Big 12 Honorable Mention following the conclusion of the regular season.

The Knights had some remarkable moments during their 2022-23 run to the NIT. UCF won the Baha Mar Hoops Bahamas Championship by beating Oklahoma State 60-56 in overtime, the program's first win over a Big 12 opponent, before earning a 57-50 win over Santa Clara in the title game. The Knights earned a double overtime win over Memphis, topping the Tigers 107-104. UCF set the program record for the most three-pointers in a single game in program history, sinking 17 triples against Tulsa in a 96-52 home victory. The Black and Gold went on to set the program's single-season record for made three-pointers at 295. The Knights matched up with fourth-seeded Florida in the first round of the NIT, travelling up to Gainesville and returning to Orlando with an remarkable 67-49 victory. UCF finished the season with a 19-15 record as its run came to an end in the second round of the NIT against top-seeded Oregon.

In 2021-22, the Knights posted an 18-12 overall record, including a 9-9 mark in The American. UCF accrued a number of impressive victories on the season, taking down Michigan, Miami, Memphis and Wichita State (for the first time) in the regular season, as well as rival South Florida in the first round of the conference tournament to end the Bulls' season. Junior Darin Green Jr. was named third team all-conference and freshman Darius Johnson picked up conference all-freshman team accolades.

The COVID-19 pandemic affected 2020-21 season saw the Knights play one of the most difficult non-conference schedules in the nation, including Oklahoma, Auburn, Michigan and Florida State. UCF defeated Auburn at home and won at 15th-ranked Florida State, the program's first victory over the Seminoles.

COVID-19 halted the 2019-20 season before the AAC Tournament could get underway, and the Knights finished the year with a record of 16-14. UCF earned wins over rival South Florida, Tulsa, SMU and on the road at Cincinnati for the first time in program history.

UCF earned its first at-large bid into the NCAA Tournament in 2018-19, winning 23 regular season games, which matched a program record in the Division I era. The team's 24 wins overall were the fourth most in school history. The season was highlighted by the program's first NCAA Tournament victory, beating VCU 73-58 in first round action. The Knights' season came to an end at the hands of the top overall seed, Duke, falling 77-76 in the final seconds. UCF cracked into the AP Top 25 poll for the first time since 2011 after winning back-to-back games against ranked opponents late in the season. The Knights defeated No. 6/8 Houston to snap the Cougars' 33-game home win streak and then took down No. 19/20 Cincinnati in Orlando. At that point, it was the first time UCF had earned multiple victories over ranked opponents in the same season. Laing helped mentor three Knights to all-league honors, as BJ Taylor (first team), Aubrey Dawkins (second team) and Tacko Fall (third team) earned all-conference honors from The American. Fall was named the league Defensive Player of the Year and Matt Williams set new UCF and American Athletic Conference records for three-pointers made in a game, single season and career.

COACHING EXPERIENCE

2024-present	UCF	Associate Head Coach
2016-2024	UCF	Assistant Coach
2014-16	Florida Atlantic	Assistant Coach
2003-13	Campbell	Head Coach
2000-03	Kansas State	Assistant Coach
1999-00	Southern Mississippi	Assistant Coach
1996-99	Jones County CC	Head Coach
1994-96	Auburn	Assistant Coach
1993-94	Clemson	Assistant Coach
1987-93	Georgia Southern	Assistant Coach
1986-87	Western Kentucky	Assistant Coach
1984-86	Georgia Southern	Assistant Coach
1982-84	Troy	Assistant Coach
1981-82	Montgomery Academy	Head Coach

While the team dealt with major injuries in 2017-18, the Knights still managed to achieve a lot. They earned 19 wins, including the program's first home win over UConn, first road win over Memphis and first win over a ranked opponent in a true road game, defeating No. 24 Alabama.

The Knights had immediate success with Laing on Dawkins' staff, going 24-12 in 2016-17, doubling the team's win total from the year before. UCF earned a bid to the NIT and made it all the way to the NIT Semifinals in New York City. The Knights led the nation in defensive field goal percentage, holding opponents to 36.5 percent from the floor, and ranked sixth in scoring defense, allowing just 61.2 points per game.

From 2003-13 Laing was the head coach at Campbell University in Buies Creek, North Carolina, for 10 seasons. Laing's most successful season came in 2009-10 when he guided the Camels to an Atlantic Sun Conference regular-season title, winning a school-record 19 games. He was tabbed the league's coach of the year that season along with being recognized as the District 3 Coach of the Year by the National Basketball Coaches Association. The following season, Laing and the Camels were ranked in the mid-major college top-25 poll for the first time in school history.

During his career, Laing has been an assistant coach at a number of Division I programs, including Florida Atlantic (2014-16), Kansas State (2000-03), Southern Mississippi (1999-00), Auburn (1994-96), Clemson (1993-94), Georgia Southern (1984-86, 1987-93), Western Kentucky (1986-87) and Troy (1982-84). He got his first collegiate head coaching job in 1996 at Jones County Junior College in Ellisville, Mississippi, where he spent three seasons at the helm.

Laing graduated from Lakeside High School in Eufaula, Alabama, where he was a standout in basketball and football. Following high school, he went to play football at Vanderbilt for one season. He then transferred to Northwest Florida State to play basketball. The squad posted a 22-11 record only to see OWJC drop the program, sending Laing to Seminole State Community College, where he garnered All-America honors. Laing then transferred to Troy where he earned a degree in biology and physical education in 1982. The following year, Laing went to Georgia Southern to earn his master's degree in physical education.

He and his wife, Dana are parents of five children: Ansley, Christian, Earl, Madison and Nathan, who played at UCF from 2016-18.

Tyson WATERMAN

Assistant Coach/Recruiting Coordinator
Third Season
Winthrop, 2000

Tyson Waterman joined the UCF men's basketball staff as an assistant coach and recruiting coordinator in July 2023 and enters his third season with the Knights in 2025-26. He previously spent five seasons as an assistant coach at Wichita State.

In his second season at UCF, Waterman helped guide one of the Big 12's most dynamic backcourts. Under his direction, Keyshawn Hall led the conference in scoring and earned All-Big 12 Second Team honors, while Darius Johnson ranked fifth in the league in points per game and collected All-Big 12 Honorable Mention recognition.

Waterman's impact was felt immediately in his first year with the Knights, which also marked UCF's debut in the Big 12. The Black and Gold tallied seven conference victories—all against legacy league opponents—and collected three wins over ranked foes, the most in a single season in program history. The Knights defeated No. 3 Kansas, No. 23 Oklahoma, and No. 23 Texas Tech, holding each to under 65 points. UCF's defense remained a strength, finishing top 22 nationally in blocks and steals per game and top 45 in turnovers forced.

At Wichita State, Waterman was promoted to recruiting coordinator in 2021 after serving as an assistant coach since 2018. He helped recruit Tyson Etienne, the 2019 American Athletic Conference Co-Player of the Year, along with three other players who earned AAC postseason honors. During his tenure, the Shockers captured the 2020-21 AAC regular-season title and advanced to the NCAA Tournament, following an NIT semifinal run the previous year. Waterman worked extensively with point guards and wings in skill development and player growth.

Before making the leap to Division I coaching, Waterman founded Believe Academy in Rock Hill, South Carolina, building the prep school into a national powerhouse from 2010–18 across two stints. He also spent the 2014-15 season as an assistant coach at Southeastern Louisiana under Jay Ladner.

As a player, Waterman starred at Winthrop from 1995-2000. He finished his career as the program's fourth all-time leading scorer (1,461 points) and third in assists (459). A two-time First Team All-Big South selection, he also earned Big South Rookie of the Year honors as a freshman. His No. 41 jersey was retired in 2001, making him the first Eagle in the program's Division I era to receive the honor. He was inducted into the Winthrop Athletics Hall of Fame in 2007.

A native of Hemingway, South Carolina, Waterman attended the Sanford School in Hockessin, Delaware, a nationally recognized prep program. His formative experience there later inspired him to establish Believe Academy.

COACHING EXPERIENCE

2023-Present	UCF	Assistant Coach/Recruiting Coordinator
2021-23	Wichita State	Assistant Coach/Recruiting Coordinator
2018-21	Wichita State	Assistant Coach
2014-15	Southeastern Louisiana	Assistant Coach



Adam Hood

Assistant Coach
Second Season
Air Force, 2008

Adam Hood joined the UCF men's basketball staff as an assistant coach in May 2024 and enters his second season with the Knights in 2025-26.

In Hood's first season on Dawkins staff, he made an immediate impact as UCF's offensive coordinator. The Knights treated fans to a fast and exciting brand of basketball that allowed UCF to score at least 85 points 13 times. UCF earned a berth in the championship game of the inaugural College Basketball Crown with wins over Oregon State, Cincinnati, and Villanova before falling to eventual champion Nebraska. The Knights reached the 20 win mark with Keyshawn Hall earning 2nd Team All Big 12 honors while Darius Johnson landed on the Honorable Mention All Big 12 squad.

Hood implemented an ultra-fast paced offense that ranked 11th nationally in adjusted tempo while producing the program's first Big 12 leading scorer at 18.8 points per game (Keyshawn Hall). Along with Hall, point guard Darius Johnson finished fourth in Big 12 scoring at 17.4 points per game and combo guard Jordan Ivy-Curry checked in at 20th with 13.1 points per game. Johnson also ranked 4th in assists (4.3) in the Big 12.

Hood came to Orlando after eight seasons at UTSA, where he helped guide the Roadrunners' offense and spearheaded recruiting efforts. He was instrumental in signing some of the program's all-time greats, including career scoring leader Jhivvan Jackson and No. 2 scorer Keaton Wallace, both Texas-based recruits. Under his offensive direction, UTSA ranked among the nation's top 40 in pace of play four times.

Before UTSA, Hood spent two seasons as an assistant coach and recruiting coordinator at Columbia (2014-16). He played a key role in the development of two-time First Team All-Ivy League guard Maodo Lo, who graduated as Columbia's third all-time leading scorer. He began his Division I career as a special assistant at Boston University (2012-14), where the Terriers captured the 2014 Patriot League regular season title and earned five all-conference selections during his tenure.

Prior to entering the college ranks, Hood served as associate head coach at Thayer Academy in Massachusetts and coached with the Middlesex Magic AAU program.

A native of Mesquite, Texas, Hood also served five years as a commissioned officer in the United States Air Force before transitioning into coaching. He worked as a project manager for the Aeromedical Division and the Airborne Warning Control System (AWACS).

As a player, Hood was a four-year letterwinner at the United States Air Force Academy. His teams compiled an 84-42 record with an NCAA Tournament appearance in 2006 and a spot in the 2007 NIT semifinals. He led the team in free-throw percentage during his senior season and graduated in 2008 with a degree in human factors engineering. The 2007 Air Force men's basketball team was inducted into the Air Force Athletics Hall of Fame in 2025.

Hood and his wife Melinda have a daughter, Denver, and a son, Dallas.

COACHING EXPERIENCE

2024-Present	UCF	Assistant Coach
2016-2024	UTSA	Assistant Coach/Recruiting Coordinator
2014-16	Columbia	Assistant Coach/Recruiting Coordinator
2012-14	Boston University	Special Assistant

Dwayne ANDERSON II

Assistant Coach
First Season
Villanova, 2009

COACHING EXPERIENCE

2025-present	UCF	Assistant Coach
2021-25	Villanova	Assistant Coach
2018-21	Villanova	Director of Operations
2013-18	Penn State	Assistant Coach

Dwayne Anderson joined the UCF men's basketball staff in June of 2025 as an assistant coach.

Anderson comes to UCF after spending the previous seven seasons at Villanova. A former Wildcat himself, Anderson suited up for the squad from 2005 until his graduation in 2009. He returned to the program in May of 2018 as the team's director of basketball operations under his former head coach, Jay Wright, until his promotion to assistant coach in 2021.

His first season in the assistant coach role proved to be a successful one, opening with a trip to the Final Four, the first since the squad's national title win in the 2018 season, eventually falling to national champions Kansas. Anderson's coaching stint at Villanova concluded with a trip to the inaugural College Basketball Crown, where Anderson faced his future program in the semifinal round, as the Knights eventually took down the Wildcats,104-98, in an overtime victory for a bid to the finals and a chance at the crown.

Before Anderson had a successful coaching career at Villanova, he was a part of one of the winningest teams in Wildcat history, contributing to squads that compiled a 102–37 overall record (.734), including a 9–4 record (.692) in NCAA Tournament play. Upon his graduation in 2009, Anderson, alongside Shane Clark, Dante Cunningham, and Frank Tchuisi, were the winningest class in the school's history. His successful collegiate campaign bore four straight NCAA appearances, including a trip to the NCAA's Elite Eight in his freshman season and a starting spot on the 2007-08 squad who advanced to the Sweet 16.

Anderson's playing career at Villanova was highlighted by his senior season, where he averaged 9.0 points and 6.2 rebounds an outing. As captain for the Wildcats that season, Anderson led the charge in earning the Wildcats' their first NCAA Final Four appearance in 24 years as he averaged 13.2 points and 8.6 rebounds per game in the Big East and NCAA Tournaments, including a career-high 25 points in an NCAA first-round victory over American. The unit fell to North Carolina in the Final Four, but Anderson was able to tally 11 rebounds, six points, and three steals against the eventual national champions.

Prior to Villanova, Anderson coached at Penn State University, starting his career there in 2013. Anderson would remain there for the next five seasons, working with the Nittany Lions' big men to create more effective players on both ends of the court. He tutored Ross Travis, who is third on the program's all-time rebounding list, and Brandon Taylor, who finished his career as one of only nine Nittany Lions to record more than 1,000 points and 600 rebounds. Anderson also worked with Jordan Dickerson and Donovan Jack, both of whom rank in Penn State's top 10 for career blocks and hold spots on the single-season list as well.

Before he began his coaching career, Anderson spent time overseas playing professionally, starting in 2011 with BG Göttingen in Germany, where he earned a spot on the German All-Star team his first season. Anderson competed there for the next two seasons before moving his talents to Italy, where he played for Piacenza for the 2011–2012 campaign. In August 2012, Anderson chose to return to Germany and signed with the S. Oliver Baskets in the German Basketball League. There, he averaged 13.4 points per game and 7.2 rebounds per game, and was named to the German All-Star team for a second time.

In addition to his playing career overseas, Anderson also served as a volunteer coach for BG74, an under-13 and under-18 youth program, in Gottingen, Germany, from 2009-11 and launched his own T-shirt and apparel brand called ROBY - Rock Out Be You in 2012.

Anderson is married to another former Villanova athlete, Lindsay Davis, who competed as a diver for the Wildcats from 2006-09. The couple have two sons, Dash and Nova.

Kelvin Johnson

Chief of Staff

Ninth Season / Richmond, 1985

Kelvin Johnson joined the UCF coaching staff in June of 2017 as the program's Director of Player Development. He then began his tenure as Special Assistant to the Head Coach ahead of the 2024-25 campaign and then moved up to Chief of Staff prior to the 2025-26 season.

In the seven seasons Johnson has been on staff, the Knights have complied an 124-91 record, been to the NCAA Tournament (2018-19), two NITs (2022-23 and 2023-24) and placed over 40 athletes on the AAC, Big 12 and Big 12 Rookie All-Academic Teams.

Johnson played a role in developing UCF's first one-and-done and first round selection in Taylor Hendricks, who was selected by the Utah Jazz with the ninth overall pick in the 2023 NBA Draft. Hendricks posted 15.1 points and 7.0 rebounds per game while tallying a team-high 59 blocks.

Johnson, who grew up in the Washington D.C. area, played against head coach Johnny Dawkins in youth and high school basketball. Johnson was a standout at DeMatha High School before moving on to play collegiately at Richmond.

A four-year starter and two-time captain of the Spiders, Johnson was an integral member of Richmond's first ever postseason team that appeared in the 1982 NIT, and the school's first NCAA Tournament team, defeating Auburn in the first round in 1984.
Johnson, a fifth round pick of the Indiana Pacers in the 1985 NBA Draft, was inducted into the Richmond Athletics Hall of Fame in the Class of 2008-09.

Jeff Chapman

Director of Operations

Second Season / Wichita State, 2016

Jeff Chapman joined the UCF men's basketball staff in June 2024 as a video coordinator and an assistant director of operations. After the 2024-25 season he was promoted to Director of Operations.

Chapman joins the Knights with over 10 years of experience in the collegiate game. He most recently was an assistant coach and director of operations for Texas A&M Commerce. Prior to that, Chapman was at Wichita State for five years, serving as a volunteer assistant in 2018-19 before making the jump to video coordinator until the end of the 2022-23 campaign.

Current UCF assistant coach and recruiting coordinator Tyson Waterman worked alongside Chapman at Wichita State, with both of their tenures spanning the same 2018-2023 range.

Chapman was at Minnetonka High School as the junior varsity head coach and varsity assistant for the 2017-18 season. Before that, he was at Tallahassee Community college for the 2016-17 campaign.

Chapman got his career started as soon as he entered college, attending Wichita State in the summer of 2011. He was the primary manager for film coordination while studying history and ethnic studies before graduating in 2016.

Wichita State enjoyed some of its most successful campaigns with Chapman as he was on staff for five NCAA Tournament appearances. The Shockers reached the Final Four in 2013 as well as a Sweet 16 in 2015. Wichita State also won a game each in the 2014 and 2016 tournament as well as punching a ticket to the First Four in 2021.

Ashtyn Bradley

Director of Player Devlopment

Second Season / Long Island, 2020

Ashtyn Bradley, a former Long Island men's basketball player, joined the UCF men's basketball in 2024 as a graduate assistant and was promoted to Director of Player Development prior to the 2025-26 season.
As a graduate assistant for the Knights, Bradley was responsible for assisting with scouting reports, cutting and editing film using Sportscode and Synergy software, and conducting individual workouts for the team and players.
Prior to UCF, he served as the head coach for the boys basketball prep team at Olympus Prep Academy, where he created practice plans, supervised and managed the team and assisted the high school head coach with practice and individual workouts.
Bradley spent one season as the head coach for the varsity basketball team at Wilbraham and Monson Academy. During his time with the academy, he conducted team tryouts, created practice plans and assisted with practice and individual workouts.
The Houston, Texas, native pursued an athletic career in basketball with Long Island, where he helped lead the Sharks to a Northeast Conference Championship. After four years with the team, he graduated with a bachelor's degree in health science and media arts with a concentration in broadcast journalism in 2020.

Kylee Pufko

Executive Assistant

Second Season / Miami, 2023

Kylee Pufko joined the UCF men's basketball staff as an executive assistant in June 2024. She is primarily responsible for managing front office operations and maintaining administrative policies and procedures for the men's basketball program.

Prior to arriving in Orlando, Pufko spent a year as the community outreach intern in Villanova's student-athlete services department. She also has experience in event management and operations after serving an internship with University of Miami Athletics, helping to plan and execute various athletic events. Pufko additionally served as a digital and social media intern for Nexstar Media Group in the summer of 2022, as well as the internal social chair and recruitment committee member for Zeta Tau Alpha.

Pufko completed a bachelor's degree in sport administration with a minor in strategic communication at Miami in May 2023, earning Dean's List from Fall 2019-22 and the sport science department award for outstanding scholarship in the major.

Matthew Kabay

Athletic Trainer

Second Season / Waynesburg, 2014

Matthew Kabay joined the UCF sports medicine team in June 2024. He is responsible primarily for the men's basketball team.

Prior to arriving in Orlando, Kabay spent seven years working with Division I men's basketball programs at Towson and Arkansas State universities.

Before Arkansas State, he was an intern athletic trainer at Ohio State, primarily working with football and men's tennis. He was also a preceptor to undergraduate athletic training students. He previously worked as a graduate assistant at East Stroudsburg, working primarily with women's volleyball and wrestling and assisting with track & field and women's soccer.

As an undergraduate at Waynesburg University, he worked with his alma mater and also did internships with the Minnesota Vikings and Louisiana State University.

Kabay graduated from Waynesburg in 2014, majoring in athletic training and exercise science. He earned his master's degree in 2016 from East Stroudsburg in advanced clinical athletic training. Kabay is a BOC certified athletic trainer and is a certified strength & conditioning specialist.

Charles Stephenson

Head Strength Coach

Fifth Season / Virginia, 1989

UCF men's basketball head coach Johnny Dawkins announced the addition of Charles Stephenson as the Knights' head strength coach in July 2021.

Stephenson brings nearly 35 years of experience as a strength coach at the collegiate level. Most recently, he was the director of performance with the Utah men's basketball team from 2012-2021, where he was the first basketball-specific strength coach in Runnin' Utes program history.

Before that, Stephenson was the strength coach for men's basketball at NC State from 1996-2011 and previously held the same position at Auburn from 1994-96. Prior to Auburn, he was an assistant strength and conditioning coach at Virginia from 1987-94.

Stephenson is also the founder and director of High Performance Basketball Symposium, an annual symposium for strength and conditioning coaches from college to high school and the NBA. The Symposium, which was founded by Stephenson in 2008, is a hands-on learning experience with the top basketball performance coaches in the country.

Stephenson earned his master's degree in exercise physiology from Virginia in 1989 and did his undergraduate work at William & Mary, graduating with a bachelor's degree in physical education. He and his wife, Diane, have four children, Tyler, Shea, Quinn and Carsyn.

Derick Brown

Assistant Director, Academics
Ninth Season / Pfeiffer, 2007

Derick Brown joined UCF in fall 2012 as a strategic tutor and then intern with the football program. He also worked as a learning specialist and academic advisor for the women's track and field/ cross country program, before starting as an assistant director working with the men's basketball program prior to the 2017-18 season.

Prior to UCF, Brown spent five years at Arkansas as a graduate assistant working primarily with the men's basketball program. Brown earned academic all-conference accolades while playing basketball at Pfeiffer University in North Carolina. He completed his master's degree in recreation and sports management at Arkansas in 2009.

John Whitford

Associate Director of Equipment
23rd Season / Manchester, 1995

John Whitford is entering his 22nd year working at UCF. As the associate director of equipment operations, he oversees equipment and supplies for several of UCF's programs, including the men's basketball team.

A 1995 graduate of Manchester College in Indiana, he served as the school's head basketball manager from 1991-95 and was also a member of the golf squad from 1993-94. Whitford later served as an assistant golf coach at his alma mater in 1995.

Prior to UCF, he worked as an assistant equipment manager at Ferris State from 1998-03, where he handled the school's football duties.

Jenna Osborn

Associate Director of Strategic Communications
Fourth Season / Urbana, 2019

Jenna Osborn has been with the UCF Athletics Strategic Communications department since September of 2022 and was recently promoted to Associate Director in July of 2025. She handles the day-to-day communications responsibilites for the men's basketball and women's golf teams. Osborn spent her first three seasons as an Assistant Director working with the women's basketball, volleyball and women's golf teams.

In her three years as an SID with the Knights, Osborn has managed the publicity efforts for a conference championship volleyball team, NCAA regional women's golf team and a women's basketball team that marked the best start in program history, along with hosting the first and second rounds of the NCAA Tournament in Orlando as the assistant to the media coordinator.

Osborn previously worked at Shorter University as sports information director and senior woman administrator for three years, responsible for 21 NCAA Division II teams. Along with assisting the athletic director in hiring of head coaches for the department.

A former collegiate softball student-athlete, she (VanHoose) was an outfielder at Urbana University. Throughout her four years at Urbana, she assisted in the sports information department during the fall and winter seasons. Throughout her time at Urbana, she helped with capturing photos at sporting events and writing recaps, along with spearheading the school's first Team IMPACT recruit which consisted of inviting media to a press conference, running the press conference and writing the signing release.

Prior to her senior year of college, Osborn was a team operations intern for the Winter Park Diamond Dawgs, a summer collegiate baseball league, in the summer of 2018.

The Zanesfield, Ohio, native graduated with a Bachelor of Science in Sports Management and a minor in Exercise Science in May of 2019. She went on to earn her Master of Business Administration in Sports Management at Shorter in December 2020. She and her husband, Logan, reside in the Orlando area.

Rich Zvosec

Deputy Athletics Director for Internal Operations
Fifth Season / Defiance College, 1983

Zvosec joined the athletics staff at UCF in March 2021 as deputy athletics director for internal operations. Zvosec came to Orlando after eight years at Arkansas State, most recently serving as deputy director of athletics under Terry Mohajir, now director of athletics at UCF.

At UCF, Zvosec (pronounced zuh-VOH-sec) oversees the jobs program and the areas of sports performance, nutrition, sports science and TV/video services. He also serves as sport administrator for the Knights' football, men's basketball, women's cross country and women's track and field programs.

His tenure at Arkansas State featured delivering on a guarantee that every student-athlete who graduated earned a job opportunity or admission to graduate school. The Red Wolves achieved that 100% guarantee each time in his eight years there—and he oversees a similar program at UCF under the banner of the Knights Leadership Academy.

Zvosec's years at Arkansas State included 24 league championships (four Sun Belt Conference titles and eight straight bowl qualifications in football), record-breaking fundraising totals, significant facility upgrades and major increases in the athletics budget as Arkansas State enjoyed unprecedented overall success academically, competitively and financially.

In addition to his role within the Red Wolves athletics department, Zvosec also worked as a college basketball analyst for ESPN and Fox Sports. His basketball head coaching resume included stops at the University of Missouri-Kansas City (2001-07), Millersville (Pennsylvania) University (1997-98), University of North Florida (1991-97) and St. Francis (New York) College (1988-91).

A basketball analyst for ESPN, Fox Sports and CBS College Sports, he has written two books--Birds, Dogs and Kangaroos (Life on the Back Roads of College Basketball) and For Tiger Fans Only. He has appeared in numerous feature films and television shows and has become a mainstay in the commercial industry and the motivational speaking business. In 2001 he received a Telly.

Zvosec is married to Sandra Lanahan, a former Loyola College women's lacrosse head coach. They have three children--Colin, Devin, and Kailey.

Kennedy Collins

Assistant Director of #Content
Third Season / UCF, 2021

Kennedy Collins joined the UCF Athletics Association in 2023 as the assistant director of #Content for the men's basketball team. In her role, she is responsible for running the Knights' social media accounts — @UCF.MBB on Instagram and @UCF_MBB on Twitter and Facebook.

Collins graduated from UCF with her bachelor's degree in journalism with a minor in sports business management. During her studies, she worked as an intern on the athletics department's video team for nearly five years. Her time was highlighted by the UCF football team's 2018 American Athletic Conference Championship and 25-0 win streak and the men's basketball team's run to the 2019 NCAA Tournament.

2024-25 SEASON REVIEW

2025-26 UCF MEN'S BASKETBALL

2024-25 Results

Day	*Date*	*Opponent*	*Location*	*Result*	*Record*
Mon.	**Nov. 4**	**#13/15 Texas A&M**	**Addition Financial Arena**	**W, 64-61**	**1-0**
Fri.	**Nov. 8**	**Purdue Fort Wayne**	**Addition Finanicial Arena**	**W, 75-68**	**2-0**
Tue.	**Nov. 12**	**Florida Atlantic**	**Addition Financial Arena**	**W, 100-94**	**3-0**
Tue.	**Nov. 19**	**Tennessee Tech**	**Addition Financial Arena**	**W, 80-69**	**4-0**
Fri.	Nov. 22	vs. #19/25 Wisconsin ^	Whie Sulphur Springs, W. Va.	L, 86-70	4-1
Sun.	Nov. 24	vs. LSU	Whie Sulphur Springs, W. Va.	L, 109-102 OT	4-2
Wed.	**Nov. 27**	**Milwaukee**	**Addition Financial Arena**	**W, 84-76**	**5-2**
Sun.	**Dec. 1**	**California Baptist**	**Addition Financial Arena**	**W, 74-59**	**6-2**
Sun.	**Dec. 8**	**Tartleton State**	**Addition Financial Arena**	**W, 66-51**	**7-2**
Sat.	**Dec. 14**	**vs. Tulsa~**	**Amerant Bank Arena**	**W, 88-75**	**8-2**
Sat.	**Dec. 21**	**Jacksonville**	**Addition Financial Arena**	**W, 86-66**	**9-2**
Sat.	Dec. 31	at Texas Tech *	Lubbock, Texas	W, 87-83	10-2 (1-0)
Sun.	**Jan. 5**	**#7/7 Kansas ***	**Addition Financial Arena**	**L, 99-48**	**10-3 (1-1)**
Wed.	**Jan. 8**	**Colorado ***	**Addition Financial Arena**	**W, 75-74**	**11-3 (2-1)**
Sat.	Jan. 11	at Arizona *	Tucson, Ariz.	L, 88-80	11-4 (2-2)
Tue.	Jan. 14	at Arizona State *	Tempe, Ariz.	W, 95-89	12-4 (3-2)
Sat.	**Jan. 18**	**#10/8 Houston ***	**Addition Financial Arena**	**L, 69-68**	**12-5 (3-3)**
Tue.	Jan. 21	at #3/4 Iowa State *	Ames, Iowa	L, 108-83	12-6 (3-4)
Sat.	**Jan. 25**	**TCU ***	**Addition Financial Arena**	**W, 85-58**	**13-6 (4-4)**
Tue.	Jan. 28	at #11/11 Kansas *	Lawrence, Kan.	L, 91-87	13-7 (4-5)
Sat.	**Feb. 1**	**BYU ***	**Addition Financial Arena**	**L, 81-75**	**13-8 (4-6)**
Wed.	**Feb. 5**	**Cincinnati ***	**Addition Financial Arena**	**L, 93-83**	**13-9 (4-7)**
Sat.	Feb. 8	at Baylor *	Waco, Texas	L, 91-76	13-10 (4-8)
Tue.	**Feb. 11**	**#10/10 Iowa State ***	**Addition Financial Arena**	**L, 77-65**	**13-11 (4-9)**
Sat.	Feb. 15	at Colorado *	Boulder, Colo.	L, 76-63	13-12 (4-10)
Wed.	Feb. 19	at Oklahoma State *	Stillwater, Okla.	L, 104-95	13-13 (4-11)
Sun.	**Feb. 23**	**Utah ***	**Addition Financial Arena**	**W, 76-72**	**14-13 (5-11)**
Wed.	**Feb. 26**	**Kansas State ***	**Addition Financial Arena**	**W, 80-76**	**15-13 (6-11)**
Sat.	Mar. 1	at TCU *	Fort Worth, Texas	L, 89-78	15-14 (6-12)
Wed.	Mar. 5	Oklahoma State*	Addition Financial Arena	W, 83-70	16-14 (7-12)
Sat.	Mar. 8	at West Virginia *	Morgantown, W. Va.	L, 72-65	16-15 (7-13)
Tue.	Mar. 11	vs. Utah %	Kansas City, Mo.	W, 87-72	17-15 (7-13)
Wed.	Mar. 12	vs. Kansas %	Kansas City, Mo.	L, 98-94	17-16 (7-13)
Tue.	Apr. 1	vs. Oregon State &	Las Vegas, Nev.	W, 76-75	18-16 (7-13)
Thu.	Apr. 3	vs. Cincinnati &	Las Vegas, Nev.	W, 88-80	19-16 (7-13)
Sat.	Apr. 5	vs Villanova &	Las Vegas, Nev.	W, 104-98 OT	20-16 (7-13)
Sun.	Apr. 6	vs. Nebraska &	Las Vegas, Nev.	L, 77-66	20-17 (7-13)

Home Contests are in bold
^ - Greenbrier Tip-Off
~ - Orange Bowl Basketball Classic
** - Big 12 Conference contest*
% - Phillips 66 Big 12 Championship
& - College Basketball Crown

UCF in the NCAA NET and Other Rankings

NCAA NET Breakdown

QUAD 1: 4-11

NET	Date	Opponent	Result
2	1/18/25	Houston *	L, 69-68
8	12/31/24	at Texas Tech *	W, 87-83
10	1/11/25	at Arizona *	L, 88-80
12	1/21/25	at Iowa State *	L, 108-83
12	2/11/25	Iowa State *	L, 77-65
14	11/22/24	vs. Wisconsin *	L, 86-70
19	3/12/24	vs. Kansas ^	L, 98-94 (OT)
19	1/5/25	Kansas *	L, 99-48
20	11/4/24	Texas A&M *	W, 64-61
26	2/01/25	BYU *	L, 66-59
31	2/8/25	at Baylor *	L, 76-91
49	3/9/24	Cincinnati!	W, 88-80
50	3/8/25	at West Virginia	L, 72-65
75	1/14/25	at Arizona State	W, 95-89

QUAD 2: 4-6

NET	Date	Opponent	Result
49	2/5/25	Cincinnati *	L, 93-83
54	4/6/25	vs. Nebraska !	L, 77-66
56	4/5/25	vs. Vilanova !	W, 104-98 (OT)
72	2/23/25	Utah *	W, 76-72
72	3/11/25	vs. Utah ^	W, 87-72
78	3/1/25	at TCU *	L, 89-78
84	4/1/25	vs. Oregon State !	W, 76-75
87	2/15/25	at Colorado *	L, 76-63
88	11/24/24	vs. LSU	L, 109-102 (3OT)
92	2/19/25	at Oklahoma State *	L, 104-95

QUAD 3: 7-0

NET	Date	Opponent	Result
76	2/26/25	Kansas State *	W, 80-76
78	1/25/25	TCU	W, 85-58
87	1/8/25	Colorado *	W, 75-74
92	3/5/25	Oklahoma State *	W, 83-70
113	11/12/24	Florida Atlantic	W, 100-94
132	11/27/24	Milwaukee	W, 84-76
154	11/8/24	Purdue Fort Wayne	W, 75-68

QUAD 4: 5-0

NET	Date	Opponent	Result
174	12/1/24	California Baptist	W, 74-59
194	12/21/24	Jacksonville	W, 86-66
271	12/14/24	vs. Tulsa	W, 88-75
292	11/19/24	Tennessee Tech	W, 80-69
303	12/8/24	Tarleton State	W, 66-51

** indicates regular season Big 12 Conference game*
^ indicates Big 12 Conference Championship contest
! indicates College Basketball Crown game

UCF RANKING HIGHS & LOWS

Poll	High	Low	Season's End
NCAA NET	62	93	68
ESPN BPI	47	66	64
KenPom	49	87	66
AP Poll	RV	RV	NR
Coaches Poll	RV	RV	NR

UCF WEEK-BY-WEEK

	AP	COACHES	NET	ESPN BPI	KENPOM	RECORD
Preseason	NR	NR	-	49	72	0-0
Week 2	RV	RV	-	48	73	1-1
Week 3	RV	RV	-	47	64	3-1
Week 4	NR	NR	-	59	78	4-2
Week 5	NR	NR	84	66	79	6-2
Week 6	NR	NR	86	58	75	6-3
Week 7	NR	NR	86	57	80	6-3
Week 8	NR	NR	92	61	78	8-3
Week 9	NR	NR	93	53	75	9-3
Week 10	NR	NR	86	64	87	9-4
Week 11	NR	NR	83	64	77	10-5
Week 12	NR	NR	81	55	72	11-6
Week 13	NR	NR	82	56	72	12-7
Week 14	NR	NR	63	55	69	13-8
Week 15	NR	NR	65	58	65	13-9
Week 16	NR	NR	85	53	70	13-11
Week 17	NR	NR	69	59	70	14-12
Week 18	NR	NR	65	57	65	15-13
Week 19	NR	NR	61	55	60	16-14
Week 20	NR	NR	61	61	49	17-15
Final	NR	NR	66	58	66	17-16

First NET rankings debuted in Week 5.

UCF FINAL RANKING SUMMARY

Stat Category	Value	Nat'l	Big 12
Points per Game	71.7	231	12
Scoring Defense	80.4	340	16
Scoring Margin	-0.6	238	12
Field Goal %	42.6	292	14
Opponent Field Goal %	41.2	36	5
3-Point %	33.8	188	9
3-Pointers per Game	8.9	65	3
Opponent 3-Point %	34.0	210	11
Free Throw %	77.5	24	2
Rebounds per Game	36.92	96	6
Offensive Rebounds per Game	12.24	58	5
Rebound Margin	-2.0	281	14
Assists per Game	13.9	144	10
Turnovers per Game	12.2	229	12
Turnovers Forced per Game	13.03	86	6
Assist-to-Turnover Ratio	1.14	187	12
Steals per Game	7.6	82	4
Blocks per Game	4.4	52	12

Jaylin Sellers celebrates UCF's opening night win against FIU, a contest in which he scored 23 points

2024-25 Overall Statistics

Game Records

Record	Overall	Home	Away	Neutral
ALL GAMES	20-17	13-5	2-8	5-4
CONFERENCE	7-13	5-5	2-8	0-0
NON-CONFERENCE	13-4	8-0	0-0	5-4

Score by Periods

Team	1st	2nd	OT	TOT
UCF	1395	1497	59	2951
Opponents	1396	1514	64	2974

Team Box Score

No.	Player				Total		3-Point		F-Throw		Rebounds											
		GP-GS	MIN	AVG	FG-FGA	FG%	3FG-3FGA	3FG%	FT-FTA	FT%	OFF	DEF	TOT	AVG	PF	DQ	A	TO	BLK	STL	PTS	AVG
4	HALL, Keyshawn	33-33	1103:57	33.5	188-440	.427	45-127	.354	199-244	.816	68	166	234	7.1	82	1	80	99	15	27	620	18.8
3	JOHNSON, Darius	37-37	1270:52	34.3	206-475	.434	93-235	.396	139-168	.827	27	98	125	3.4	108	3	160	109	7	83	644	17.4
0	IVY-CURRY, Jordan	34-25	992:10	29.2	145-362	.401	69-203	.340	86-102	.843	25	88	113	3.3	66	0	74	45	3	47	445	13.1
52	THIAM, Moustapha	34-34	976:58	28.7	140-281	.498	23-79	.291	50-75	.667	90	128	218	6.4	94	3	25	45	88	16	353	10.4
24	SELLERS, Jaylin	3-1	47:08	15.7	7-14	.500	2-5	.400	2-2	1.000	1	3	4	1.3	3	0	3	6	0	1	18	6.0
6	COLEMAN, Dallan "Deebo"	37-30	863:01	23.3	59-175	.337	30-109	.275	48-66	.727	52	102	154	4.2	66	0	37	26	4	41	196	5.3
1	WILLIAMS, Mikey	18-5	251:40	14.0	33-89	.371	9-32	.281	16-20	.800	7	28	35	1.9	21	0	13	11	4	8	91	5.1
2	TAYLOR, JJ	25-0	344:31	13.8	33-81	.407	13-40	.325	30-46	.652	14	42	56	2.2	35	0	21	28	7	9	109	4.4
22	MACHOWSKI, Nils	31-9	384:24	12.4	37-85	.435	18-49	.367	22-27	.815	21	47	68	2.2	26	0	25	16	3	19	114	3.7
5	WILLIAMS, Benny	35-1	454:47	13.0	54-123	.439	5-23	.217	14-30	.467	28	44	72	2.1	48	0	28	21	19	13	127	3.6
15	HENDRICKS, Tyler	26-8	320:30	12.3	29-66	.439	12-33	.364	12-18	.667	21	44	65	2.5	31	1	13	6	8	6	82	3.2
7	JOHNSON, Dior	35-0	296:59	8.5	39-85	.459	7-23	.304	18-20	.900	6	29	35	1.0	24	0	29	20	0	10	103	2.9
35	JOCIUS, Rokas	25-2	214:29	8.6	21-50	.420	2-13	.154	5-7	.714	16	24	40	1.6	34	0	7	10	5	0	49	2.0
20	WARAKULNUKROH, Poohpha	4-0	03:34	0.9	0-0	.000	0-0	.000	0-2	.000	0	2	2	0.5	0	0	1	1	0	1	0	0.0
Team											77	68	145					9				
Total		**37**	**7525**		**991-2326**	**.426**	**328-971**	**.338**	**641-827**	**.775**	**453**	**913**	**1366**	**36.9**	**638**	**8**	**516**	**452**	**163**	**281**	**2951**	**79.8**
Opponents		**37**	**7525**		**1069-2379**	**.449**	**292-889**	**.328**	**544-740**	**.735**	**475**	**965**	**1440**	**38.9**	**695**	**22**	**570**	**482**	**133**	**268**	**2974**	**80.4**

Team Statistics

	UCF	OPP
Scoring	**2951**	**2974**
Points per game	79.8	80.4
Scoring margin	-0.6	-
Field goals-att	**991-2326**	**1069-2379**
Field goal pct	.426	.449
3 point fg-att	**328-971**	**292-889**
3-point FG pct	.338	.328
3-pt FG made per game	8.9	7.9
Free throws-att	**641-827**	**544-740**
Free throw pct	.775	.735
F-Throws made per game	17.3	14.7
Rebounds	**1366**	**1440**
Rebounds per game	36.9	38.9
Rebounding margin	-2.0	-
Assists	**516**	**570**
Assists per game	13.9	15.4
Turnovers	**452**	**482**
Turnovers per game	12.2	13.0
Turnover margin	+0.8	-
Assist/turnover ratio	1.1	1.2
Steals	**281**	**268**
Steals per game	7.6	7.2
Blocks	**163**	**133**
Blocks per game	4.4	3.6
Winning streak	**0**	**-**
Home win streak	3	-
Attendance	**136833**	**101544**
Home games-Avg/Game	18-7602	10-10154
Neutral site-Avg/Game	-	9-5390

Team Results

Date	Opponent		Score	Att.
11/04/2024	Texas A&M	W	64-61	8808
11/08/2024	Purdue Fort Wayne	W	75-68	7768
11/12/2024	Fla. Atlantic	W	100-94	8302
11/19/2024	Tennessee Tech	W	80-69	7522
11/22/2024	vs Wisconsin	L	70-86	1112
11/24/2024	vs LSU	Lot3	102-109	1112
11/27/2024	Milwaukee	W	84-76	6027
12/01/2024	California Baptist	W	74-59	5817
12/08/2024	Tarleton St.	W	66-51	5859
12/14/2024	vs Tulsa	W	88-75	7866
12/21/2024	Jacksonville	W	86-66	6155
12/31/2024	at Texas Tech	W	87-83	12767
01/05/2025	Kansas	L	48-99	9669
01/08/2025	Colorado	W	75-74	8204
01/11/2025	at Arizona	L	80-88	13039
01/14/2025	at Arizona St.	W	95-89	8337
01/18/2025	Houston	L	68-69	9014
01/21/2025	at Iowa St.	L	83-108	14267
01/25/2025	TCU	W	85-58	8003
01/28/2025	at Kansas	L	87-91	15300
02/01/2025	BYU	L	75-81	9152
02/05/2025	Cincinnati	L	83-93	7421
02/08/2025	at Baylor	L	76-91	7500
02/11/2025	Iowa St.	L	65-77	8614
02/15/2025	at Colorado	L	63-76	7212
02/19/2025	at Oklahoma St.	L	95-104	5122
02/23/2025	Utah	W	76-72	6379
02/26/2025	Kansas St.	W	80-76	7003
03/01/2025	at TCU	L	78-89	5477
03/05/2025	Oklahoma St.	W	83-70	7116
03/08/2025	at West Virginia	L	65-72	12523
03/11/2025	vs Utah	W	87-72	12929
03/12/2025	vs Kansas	Lot	94-98	15431
04/01/2025	vs Oregon St.	W	76-75	1495
04/03/2025	vs Cincinnati	W	88-80	2279
04/05/2025	vs Villanova	Wot	104-98	2972
04/06/2025	vs Nebraska	L	66-77	3314

2024-25 Conference Statistics

Game Records

Record	Overall	Home	Away	Neutral
ALL GAMES	7-13	5-5	2-8	0-0
CONFERENCE	7-13	5-5	2-8	0-0
NON-CONFERENCE	0-0	0-0	0-0	0-0

Score by Periods

Team	1st	2nd	OT	TOT
UCF	730	817	0	1547
Opponents	807	853	0	1660

Team Box Score

No.	Player				Total		3-Point		F-Throw		Rebounds											
		GP-GS	MIN	AVG	FG-FGA	FG%	3FG-3FGA	3FG%	FT-FTA	FT%	OFF	DEF	TOT	AVG	PF	DQ	A	TO	BLK	STL	PTS	AVG
4	HALL, Keyshawn	20-20	682:12	34.1	123-285	.432	32-83	.386	127-153	.830	50	99	149	7.5	55	0	48	66	11	17	405	20.3
3	JOHNSON, Darius	20-20	672:45	33.6	115-265	.434	49-128	.383	69-85	.812	16	44	60	3.0	61	1	81	60	5	39	348	17.4
52	THIAM, Moustapha	18-18	533:31	29.6	84-162	.519	16-52	.308	26-37	.703	50	64	114	6.3	49	1	14	22	46	6	210	11.7
0	IVY-CURRY, Jordan	17-14	476:21	28.0	60-164	.366	30-99	.303	31-37	.838	7	44	51	3.0	34	0	34	18	2	20	181	10.6
24	SELLERS, Jaylin	2-1	34:52	17.4	4-10	.400	1-3	.333	2-2	1.000	1	2	3	1.5	2	0	2	3	0	1	11	5.5
1	WILLIAMS, Mikey	17-5	248:28	14.6	33-89	.371	9-32	.281	16-20	.800	7	28	35	2.1	21	0	12	10	4	8	91	5.4
6	COLEMAN, Dallan "Deebo"	20-14	465:31	23.3	25-87	.287	15-57	.263	23-32	.719	32	57	89	4.5	36	0	19	17	1	23	88	4.4
2	TAYLOR, JJ	14-0	181:49	13.0	18-37	.486	7-18	.389	10-17	.588	8	24	32	2.3	18	0	10	18	4	4	53	3.8
22	MACHOWSKI, Nils	14-2	136:60	9.8	13-27	.481	4-15	.267	12-14	.857	9	18	27	1.9	9	0	8	9	1	11	42	3.0
5	WILLIAMS, Benny	18-1	192:49	10.7	19-52	.365	2-12	.167	2-8	.250	9	12	21	1.2	20	0	14	8	6	9	42	2.3
7	JOHNSON, Dior	18-0	128:27	7.1	15-37	.405	3-10	.300	9-10	.900	3	13	16	0.9	11	0	10	9	0	2	42	2.3
15	HENDRICKS, Tyler	14-4	138:38	9.9	8-28	.286	3-15	.200	1-2	.500	10	16	26	1.9	11	1	6	3	5	4	20	1.4
35	JOCIUS, Rokas	14-1	106:27	7.6	5-25	.200	1-7	.143	3-5	.600	9	12	21	1.5	21	0	1	4	2	0	14	1.0
20	WARAKULNUKROH, Poohpha	1-0	01:11	1.2	0-0	.000	0-0	.000	0-0	.000	0	1	1	1.0	0	0	1	0	0	0	0	0.0
Team											40	31	71					5				
Total		**20**	**4000**		**522-1268**	**.412**	**172-531**	**.324**	**331-422**	**.784**	**251**	**465**	**716**	**35.8**	**348**	**3**	**260**	**252**	**87**	**144**	**1547**	**77.4**
Opponents		**20**	**4000**		**602-1282**	**.470**	**150-457**	**.328**	**306-410**	**.746**	**255**	**537**	**792**	**39.6**	**373**	**6**	**326**	**252**	**86**	**148**	**1660**	**83.0**

Team Statistics

	UCF	OPP
Scoring	**1547**	**1660**
Points per game	77.4	83.0
Scoring margin	-5.7	-
Field goals-att	**522-1268**	**602-1282**
Field goal pct	.412	.470
3 point fg-att	**172-531**	**150-457**
3-point FG pct	.324	.328
3-pt FG made per game	8.6	7.5
Free throws-att	**331-422**	**306-410**
Free throw pct	.784	.746
F-Throws made per game	16.6	15.3
Rebounds	**716**	**792**
Rebounds per game	35.8	39.6
Rebounding margin	-3.8	-
Assists	**260**	**326**
Assists per game	13.0	16.3
Turnovers	**252**	**252**
Turnovers per game	12.6	12.6
Turnover margin	0.0	-
Assist/turnover ratio	1.0	1.3
Steals	**144**	**148**
Steals per game	7.2	7.4
Blocks	**87**	**86**
Blocks per game	4.4	4.3
Winning streak	**0**	**-**
Home win streak	3	-
Attendance	**80575**	**101544**
Home games-Avg/Game	10-8058	10-10154
Neutral site-Avg/Game	-	0-0

Team Results

Date	Opponent		Score	Att.
12/31/2024	at Texas Tech	W	87-83	12767
01/05/2025	Kansas	L	48-99	9669
01/08/2025	Colorado	W	75-74	8204
01/11/2025	at Arizona	L	80-88	13039
01/14/2025	at Arizona St.	W	95-89	8337
01/18/2025	Houston	L	68-69	9014
01/21/2025	at Iowa St.	L	83-108	14267
01/25/2025	TCU	W	85-58	8003
01/28/2025	at Kansas	L	87-91	15300
02/01/2025	BYU	L	75-81	9152
02/05/2025	Cincinnati	L	83-93	7421
02/08/2025	at Baylor	L	76-91	7500
02/11/2025	Iowa St.	L	65-77	8614
02/15/2025	at Colorado	L	63-76	7212
02/19/2025	at Oklahoma St.	L	95-104	5122
02/23/2025	Utah	W	76-72	6379
02/26/2025	Kansas St.	W	80-76	7003
03/01/2025	at TCU	L	78-89	5477
03/05/2025	Oklahoma St.	W	83-70	7116
03/08/2025	at West Virginia	L	65-72	12523

2024-25 Postseason Statistics

Game Records

Record	Overall	Home	Away	Neutral
ALL GAMES	4-2	0-0	0-0	4-2
CONFERENCE	0-0	0-0	0-0	0-0
NON-CONFERENCE	4-2	0-0	0-0	4-2

Score by Periods

Team	1st	2nd	OT	TOT
UCF	242	246	27	515
Opponents	230	245	25	500

Team Box Score

No.	Player				Total		3-Point		F-Throw		Rebounds											
		GP-GS	MIN	AVG	FG-FGA	FG%	3FG-3FGA	3FG%	FT-FTA	FT%	OFF	DEF	TOT	AVG	PF	DQ	A	TO	BLK	STL	PTS	AVG
4	HALL, Keyshawn	2-2	80:10	40.1	13-27	.481	5-12	.417	17-22	.773	2	12	14	7.0	3	0	7	7	0	3	48	24.0
3	JOHNSON, Darius	6-6	211:06	35.2	43-97	.443	14-42	.333	34-39	.872	4	19	23	3.8	22	2	30	18	0	10	134	22.3
0	IVY-CURRY, Jordan	6-1	167:52	28.0	29-67	.433	12-31	.387	15-18	.833	5	19	24	4.0	8	0	9	10	1	9	85	14.2
52	THIAM, Moustapha	6-6	200:11	33.4	26-58	.448	5-18	.278	8-15	.533	21	29	50	8.3	14	0	5	12	14	4	65	10.8
22	MACHOWSKI, Nils	6-6	150:05	25.0	19-42	.452	12-28	.429	5-6	.833	8	17	25	4.2	10	0	8	4	1	6	55	9.2
15	HENDRICKS, Tyler	6-4	142:53	23.8	18-32	.563	9-17	.529	9-12	.750	9	23	32	5.3	16	0	5	2	2	2	54	9.0
6	COLEMAN, Dallan "Deebo"	6-5	140:02	23.3	10-25	.400	6-18	.333	8-11	.727	3	17	20	3.3	13	0	8	3	2	5	34	5.7
7	JOHNSON, Dior	6-0	76:04	12.7	12-21	.571	3-8	.375	0-0	.000	0	6	6	1.0	6	0	5	4	0	2	27	4.5
5	WILLIAMS, Benny	6-0	66:44	11.1	6-15	.400	0-2	.000	0-4	.000	3	5	8	1.3	11	0	5	2	4	0	12	2.0
2	TAYLOR, JJ	2-0	14:18	7.2	0-1	.000	0-1	.000	1-2	.500	0	0	0	0.0	3	0	1	0	0	0	1	0.5
20	WARAKULNUKROH, Poohpha	1-0	00:36	0.6	0-0	.000	0-0	.000	0-0	.000	0	1	1	1.0	0	0	0	0	0	0	0	0.0
Team											9	12	21									
Total		**6**	**1250**		**176-385**	**.457**	**66-177**	**.373**	**97-129**	**.752**	**64**	**160**	**224**	**37.3**	**106**	**2**	**83**	**62**	**24**	**41**	**515**	**85.8**
Opponents		**6**	**1250**		**177-406**	**.436**	**49-158**	**.310**	**97-133**	**.729**	**86**	**166**	**252**	**42.0**	**107**	**7**	**99**	**67**	**14**	**41**	**500**	**83.3**

Team Statistics

	UCF	OPP
Scoring	**515**	**500**
Points per game	85.8	83.3
Scoring margin	+2.5	-
Field goals-att	**176-385**	**177-406**
Field goal pct	.457	.436
3 point fg-att	**66-177**	**49-158**
3-point FG pct	.373	.310
3-pt FG made per game	11.0	8.2
Free throws-att	**97-129**	**97-133**
Free throw pct	.752	.729
F-Throws made per game	16.2	16.2
Rebounds	**224**	**252**
Rebounds per game	37.3	42.0
Rebounding margin	-4.7	-
Assists	**83**	**99**
Assists per game	13.8	16.5
Turnovers	**62**	**67**
Turnovers per game	10.3	11.2
Turnover margin	+0.8	-
Assist/turnover ratio	1.3	1.5
Steals	**41**	**41**
Steals per game	6.8	6.8
Blocks	**24**	**14**
Blocks per game	4.0	2.3
Winning streak	**0**	**-**
Home win streak	0	-
Attendance	**0**	**0**
Home games-Avg/Game	0-0	0-0
Neutral site-Avg/Game	-	6-6403

Team Results

Date	Opponent		Score	Att.
03/11/2025	vs Utah	W	87-72	12929
03/12/2025	vs Kansas	Lot	94-98	15431
04/01/2025	vs Oregon St.	W	76-75	1495
04/03/2025	vs Cincinnati	W	88-80	2279
04/05/2025	vs Villanova	Wot	104-98	2972
04/06/2025	vs Nebraska	L	66-77	3314

2024-25 Game-by-Game Statistics

				Total		3-Pointers		Free throws		Rebounds										
Opponent	**Date**	**Score**		**FG-FGA**	**PCT**	**3FG-3FGA**	**PCT**	**FT-FTA**	**PCT**	**OFF**	**DEF**	**TOT**	**AVG**	**PF**	**A**	**TO**	**BLK**	**STL**	**PTS**	**AVG**
Texas A&M	11/04/2024	64-61	W	17-50	.340	8-26	.308	22-31	.710	8	27	35	35.0	17	13	11	10	9	64	64.0
Purdue Fort Wayne	11/08/2024	75-68	W	25-59	.424	2-20	.100	23-30	.767	15	29	44	39.5	11	13	13	3	8	75	69.5
Fla. Atlantic	11/12/2024	100-94	W	32-60	.533	13-28	.464	23-25	.920	9	27	36	38.3	23	20	16	4	6	100	79.7
Tennessee Tech	11/19/2024	80-69	W	30-70	.429	9-23	.391	11-15	.733	22	30	52	41.8	18	18	13	0	7	80	79.8
vs Wisconsin	11/22/2024	70-86	L	21-62	.339	2-17	.118	26-37	.703	13	28	41	41.6	17	10	10	3	5	70	77.8
vs LSU	11/24/2024	102-109	Lot3	37-90	.411	10-34	.294	18-25	.720	21	30	51	43.2	24	16	16	7	15	102	81.8
Milwaukee	11/27/2024	84-76	W	30-63	.476	11-24	.458	13-16	.813	7	24	31	41.4	12	17	8	3	6	84	82.1
California Baptist	12/01/2024	74-59	W	24-53	.453	8-21	.381	18-26	.692	7	24	31	40.1	15	16	11	5	11	74	81.1
Tarleton St.	12/08/2024	66-51	W	19-53	.358	9-31	.290	19-22	.864	16	21	37	39.8	13	14	17	6	12	66	79.4
vs Tulsa	12/14/2024	88-75	W	31-67	.463	8-22	.364	18-24	.750	15	22	37	39.5	20	19	5	7	5	88	80.3
Jacksonville	12/21/2024	86-66	W	27-46	.587	10-17	.588	22-25	.880	5	26	31	38.7	14	17	18	4	12	86	80.8
at Texas Tech	12/31/2024	87-83	W	29-56	.518	10-23	.435	19-22	.864	9	25	34	38.3	18	9	14	2	4	87	81.3
Kansas	01/05/2025	48-99	L	14-68	.206	7-30	.233	13-18	.722	12	20	32	37.8	9	11	14	7	7	48	78.8
Colorado	01/08/2025	75-74	W	22-56	.393	10-28	.357	21-28	.750	9	19	28	37.1	21	12	12	7	9	75	78.5
at Arizona	01/11/2025	80-88	L	30-78	.385	8-35	.229	12-17	.706	20	22	42	37.5	20	15	9	3	5	80	78.6
at Arizona St.	01/14/2025	95-89	W	33-65	.508	12-26	.462	17-21	.810	13	23	36	37.4	22	18	12	2	7	95	79.6
Houston	01/18/2025	68-69	L	25-62	.403	7-23	.304	11-17	.647	16	25	41	37.6	14	11	13	5	1	68	78.9
at Iowa St.	01/21/2025	83-108	L	27-63	.429	11-24	.458	18-23	.783	11	18	29	37.1	19	9	19	3	5	83	79.2
TCU	01/25/2025	85-58	W	27-60	.450	13-31	.419	18-22	.818	10	28	38	37.2	14	20	7	6	7	85	79.5
at Kansas	01/28/2025	87-91	L	29-75	.387	14-36	.389	15-17	.882	13	23	36	37.1	20	20	7	1	11	87	79.9
BYU	02/01/2025	75-81	L	23-62	.371	8-26	.308	21-25	.840	8	26	34	37.0	17	10	10	4	11	75	79.6
Cincinnati	02/05/2025	83-93	L	32-67	.478	5-22	.227	14-18	.778	17	22	39	37.0	18	13	16	4	3	83	79.8
at Baylor	02/08/2025	76-91	L	26-59	.441	8-20	.400	16-18	.889	13	16	29	36.7	20	11	12	3	6	76	79.6
Iowa St.	02/11/2025	65-77	L	27-65	.415	6-26	.231	5-10	.500	10	22	32	36.5	13	14	9	2	7	65	79.0
at Colorado	02/15/2025	63-76	L	21-61	.344	6-23	.261	15-20	.750	8	21	29	36.2	19	8	8	6	12	63	78.4
at Oklahoma St.	02/19/2025	95-104	L	28-59	.475	8-24	.333	31-38	.816	10	26	36	36.2	25	14	20	4	5	95	79.0
Utah	02/23/2025	76-72	W	29-65	.446	6-24	.250	12-16	.750	12	17	29	35.9	9	12	8	4	13	76	78.9
Kansas St.	02/26/2025	80-76	W	27-60	.450	7-29	.241	19-25	.760	16	25	41	36.1	23	14	15	8	8	80	78.9
at TCU	03/01/2025	78-89	L	27-72	.375	8-28	.286	16-20	.800	16	26	42	36.3	17	14	11	5	6	78	78.9
Oklahoma St.	03/05/2025	83-70	W	23-56	.411	10-28	.357	27-30	.900	15	35	50	36.8	16	16	19	7	6	83	79.0
at West Virginia	03/08/2025	65-72	L	23-59	.390	8-25	.320	11-17	.647	13	26	39	36.8	14	9	17	4	11	65	78.6
vs Utah	03/11/2025	87-72	W	29-53	.547	10-24	.417	19-26	.731	8	27	35	36.8	15	15	14	4	7	87	78.8
vs Kansas	03/12/2025	94-98	Lot	31-68	.456	14-33	.424	18-24	.750	10	27	37	36.8	21	16	14	5	11	94	79.3
vs Oregon St.	04/01/2025	76-75	W	28-67	.418	10-26	.385	10-14	.714	12	22	34	36.7	15	18	7	5	8	76	79.2
vs Cincinnati	04/03/2025	88-80	W	31-66	.470	10-30	.333	16-19	.842	9	29	38	36.7	14	12	8	2	6	88	79.5
vs Villanova	04/05/2025	104-98	Wot	30-63	.476	15-35	.429	29-40	.725	12	29	41	36.9	24	14	7	3	2	104	80.1
vs Nebraska	04/06/2025	66-77	L	27-68	.397	7-29	.241	5-6	.833	13	26	39	36.9	17	8	12	5	7	66	79.8
Total		**2951**		**991-2326**	**.426**	**328-971**	**.338**	**641-827**	**.775**	**453**	**913**	**1366**	**36.9**	**638**	**516**	**452**	**163**	**281**	**2951**	**79.8**
Opponents		2974		1069-2379	.449	292-889	.328	544-740	.735	475	965	1440	38.9	695	570	482	133	268	2974	80.4

UCF Averages

Games Played	Points/ game	FG Pct	3FG Pct	FT Pct	Rebounds/ game	Assists/ game	Turnovers/ game	Assist/Turnover ratio	Steals/ game	Blocks/ game

2024-25 Opponent Game-by-Game Statistics

				Total		3-Pointers		Free throws		Rebounds										
Opponent	**Date**	**Score**		**FG-FGA**	**PCT**	**3FG-3FGA**	**PCT**	**FT-FTA**	**PCT**	**OFF**	**DEF**	**TOT**	**AVG**	**PF**	**A**	**TO**	**BLK**	**STL**	**PTS**	**AVG**
Texas A&M	11/04/2024	64-61	W	23-63	.365	7-23	.304	8-14	.571	16	27	43	43.0	24	13	12	3	4	61	61.0
Purdue Fort Wayne	11/08/2024	75-68	W	28-65	.431	8-29	.276	4-7	.571	9	21	30	36.5	20	8	13	3	4	68	64.5
Fla. Atlantic	11/12/2024	100-94	W	29-64	.453	14-34	.412	22-29	.759	10	19	29	34.0	18	17	13	3	10	94	74.3
Tennessee Tech	11/19/2024	80-69	W	21-57	.368	10-30	.333	17-22	.773	10	19	29	32.8	16	12	10	3	7	69	73.0
vs Wisconsin	11/22/2024	70-86	L	32-66	.485	10-31	.323	12-16	.750	8	31	39	34.0	26	21	13	3	5	86	75.6
vs LSU	11/24/2024	102-109	Lot3	38-88	.432	12-36	.333	21-29	.724	21	35	56	37.7	20	16	17	4	11	109	81.2
Milwaukee	11/27/2024	84-76	W	30-65	.462	8-22	.364	8-14	.571	14	27	41	38.1	13	14	15	2	5	76	80.4
California Baptist	12/01/2024	74-59	W	20-57	.351	6-21	.286	13-13	1.000	12	25	37	38.0	19	6	19	3	6	59	77.8
Tarleton St.	12/08/2024	66-51	W	22-53	.415	3-7	.429	4-9	.444	14	21	35	37.7	20	10	23	3	11	51	74.8
vs Tulsa	12/14/2024	88-75	W	24-57	.421	9-21	.429	18-26	.692	12	21	33	37.2	19	17	11	2	4	75	74.8
Jacksonville	12/21/2024	86-66	W	23-56	.411	6-20	.300	14-18	.778	8	16	24	36.0	20	11	17	4	12	66	74.0
at Texas Tech	12/31/2024	87-83	W	33-72	.458	3-16	.188	14-18	.778	17	21	38	36.2	17	13	10	5	6	83	74.8
Kansas	01/05/2025	48-99	L	42-83	.506	9-23	.391	6-10	.600	22	41	63	38.2	14	30	10	12	6	99	76.6
Colorado	01/08/2025	75-74	W	24-46	.522	7-13	.538	19-24	.792	6	27	33	37.9	22	15	22	2	8	74	76.4
at Arizona	01/11/2025	80-88	L	28-60	.467	9-23	.391	23-29	.793	11	30	41	38.1	16	16	14	1	5	88	77.2
at Arizona St.	01/14/2025	95-89	W	30-57	.526	12-24	.500	17-26	.654	9	23	32	37.7	23	19	14	7	5	89	77.9
Houston	01/18/2025	68-69	L	29-69	.420	3-16	.188	8-11	.727	18	24	42	37.9	20	8	8	4	3	69	77.4
at Iowa St.	01/21/2025	83-108	L	40-71	.563	9-22	.409	19-25	.760	15	28	43	38.2	20	19	10	4	16	108	79.1
TCU	01/25/2025	85-58	W	23-64	.359	1-20	.050	11-15	.733	13	26	39	38.3	18	7	11	1	6	58	78.0
at Kansas	01/28/2025	87-91	L	28-64	.438	10-21	.476	25-29	.862	15	33	48	38.8	16	14	12	7	6	91	78.7
BYU	02/01/2025	75-81	L	28-58	.483	14-32	.438	11-19	.579	6	34	40	38.8	22	22	17	3	7	81	78.8
Cincinnati	02/05/2025	83-93	L	38-65	.585	5-16	.313	12-19	.632	7	20	27	38.3	18	18	10	4	9	93	79.4
at Baylor	02/08/2025	76-91	L	32-60	.533	8-25	.320	19-22	.864	11	17	28	37.8	15	20	10	0	11	91	79.9
Iowa St.	02/11/2025	65-77	L	27-59	.458	7-28	.250	16-21	.762	11	30	41	38.0	14	17	11	3	5	77	79.8
at Colorado	02/15/2025	63-76	L	25-59	.424	7-22	.318	19-23	.826	16	36	52	38.5	19	11	19	5	5	76	79.6
at Oklahoma St.	02/19/2025	95-104	L	35-74	.473	6-27	.222	28-35	.800	13	26	39	38.5	26	17	7	3	14	104	80.6
Utah	02/23/2025	76-72	W	28-55	.509	8-24	.333	8-10	.800	9	23	32	38.3	17	18	19	3	6	72	80.3
Kansas St.	02/26/2025	80-76	W	27-65	.415	7-22	.318	15-21	.714	16	19	35	38.2	20	14	13	3	6	76	80.1
at TCU	03/01/2025	78-89	L	33-69	.478	6-21	.286	17-28	.607	17	32	49	38.6	18	17	10	10	6	89	80.4
Oklahoma St.	03/05/2025	83-70	W	25-66	.379	7-25	.280	13-15	.867	7	19	26	38.1	21	14	9	4	12	70	80.1
at West Virginia	03/08/2025	65-72	L	27-66	.409	12-37	.324	6-10	.600	16	28	44	38.3	17	17	16	5	6	72	79.8
vs Utah	03/11/2025	87-72	W	27-68	.397	4-26	.154	14-23	.609	18	22	40	38.4	20	17	11	1	9	72	79.6
vs Kansas	03/12/2025	94-98	Lot	34-76	.447	12-27	.444	18-23	.783	17	29	46	38.6	17	22	16	6	8	98	80.1
vs Oregon St.	04/01/2025	76-75	W	28-59	.475	4-19	.211	15-19	.789	12	30	42	38.7	12	11	13	1	5	75	80.0
vs Cincinnati	04/03/2025	88-80	W	30-70	.429	12-34	.353	8-14	.571	13	29	42	38.8	17	17	11	0	7	80	80.0
vs Villanova	04/05/2025	104-98	Wot	29-72	.403	8-31	.258	32-37	.865	17	27	44	38.9	27	12	7	3	4	98	80.5
vs Nebraska	04/06/2025	66-77	L	29-61	.475	9-21	.429	10-17	.588	9	29	38	38.9	14	20	9	3	8	77	80.4
Total		**2974**		**1069-2379**	**.449**	**292-889**	**.328**	**544-740**	**.735**	**475**	**965**	**1440**	**38.9**	**695**	**570**	**482**	**133**	**268**	**2974**	**80.4**
UCF		2951		991-2326	.426	328-971	.338	641-827	.775	453	913	1366	36.9	638	516	452	163	281	2951	79.8

Opponents Averages

Games Played	Points/ game	FG Pct	3FG Pct	FT Pct	Rebounds/ game	Assists/ game	Turnovers/ game	Assist/Turnover ratio	Steals/ game	Blocks/ game
37	80.4	44.9	32.8	73.5	38.9	15.4	13.0	1.2	7.2	3.6

2024-25 Category Leaders

Points

##	Player	G	Pts	Pts/G
3	Johnson, Darius	37	644	17.4
4	Hall, Keyshawn	33	620	18.8
0	Ivy-Curry, Jordan	34	445	13.1
52	Thiam, Moustapha	34	353	10.4
6	Coleman, Dallan "Deebo"	37	196	5.3
5	Williams, Benny	35	127	3.6
22	Machowski, Nils	31	114	3.7
2	Taylor, JJ	25	109	4.4
7	Johnson, Dior	35	103	2.9
1	Williams, Mikey	18	91	5.1
15	Hendricks, Tyler	26	82	3.2
35	Jocius, Rokas	25	49	2.0
24	Sellers, Jaylin	3	18	6.0

Scoring Average

##	Player	G	Pts	Pts/G
4	Hall, Keyshawn	33	620	18.8
3	Johnson, Darius	37	644	17.4
0	Ivy-Curry, Jordan	34	445	13.1
52	Thiam, Moustapha	34	353	10.4
24	Sellers, Jaylin	3	18	6.0
6	Coleman, Dallan "Deebo"	37	196	5.3
1	Williams, Mikey	18	91	5.1
2	Taylor, JJ	25	109	4.4
22	Machowski, Nils	31	114	3.7
5	Williams, Benny	35	127	3.6
15	Hendricks, Tyler	26	82	3.2
7	Johnson, Dior	35	103	2.9
35	Jocius, Rokas	25	49	2.0

Field Goal Percentage

##	Player	FG	Att	Pct
24	Sellers, Jaylin	7	14	.500
52	Thiam, Moustapha	140	281	.498
7	Johnson, Dior	39	85	.459
15	Hendricks, Tyler	29	66	.439
5	Williams, Benny	54	123	.439
22	Machowski, Nils	37	85	.435
3	Johnson, Darius	206	475	.434
4	Hall, Keyshawn	188	440	.427
35	Jocius, Rokas	21	50	.420
2	Taylor, JJ	33	81	.407
0	Ivy-Curry, Jordan	145	362	.401
1	Williams, Mikey	33	89	.371
6	Coleman, Dallan "Deebo"	59	175	.337

Field Goal Attempts

##	Player	G	Att	Att/G
3	Johnson, Darius	37	475	12.8
4	Hall, Keyshawn	33	440	13.3
0	Ivy-Curry, Jordan	34	362	10.6
52	Thiam, Moustapha	34	281	8.3
6	Coleman, Dallan "Deebo"	37	175	4.7

Field Goals Made

##	Player	G	Made	Made/G
3	Johnson, Darius	37	206	5.6
4	Hall, Keyshawn	33	188	5.7
0	Ivy-Curry, Jordan	34	145	4.3
52	Thiam, Moustapha	34	140	4.1
6	Coleman, Dallan "Deebo"	37	59	1.6

3-Point FG Percentage

##	Player	3FG	Att	Pct
24	Sellers, Jaylin	2	5	.400
3	Johnson, Darius	93	235	.396
22	Machowski, Nils	18	49	.367
15	Hendricks, Tyler	12	33	.364
4	Hall, Keyshawn	45	127	.354
0	Ivy-Curry, Jordan	69	203	.340
2	Taylor, JJ	13	40	.325
7	Johnson, Dior	7	23	.304
52	Thiam, Moustapha	23	79	.291
1	Williams, Mikey	9	32	.281
6	Coleman, Dallan "Deebo"	30	109	.275
5	Williams, Benny	5	23	.217
35	Jocius, Rokas	2	13	.154

3-Point FG Attempts

##	Player	G	Att	Att/G
3	Johnson, Darius	37	235	6.4
0	Ivy-Curry, Jordan	34	203	6.0
4	Hall, Keyshawn	33	127	3.8
6	Coleman, Dallan "Deebo"	37	109	2.9
52	Thiam, Moustapha	34	79	2.3

3-Point FG Made

##	Player	G	Made	Made/G
3	Johnson, Darius	37	93	2.5
0	Ivy-Curry, Jordan	34	69	2.0
4	Hall, Keyshawn	33	45	1.4
6	Coleman, Dallan "Deebo"	37	30	0.8
52	Thiam, Moustapha	34	23	0.7

2024-25 Category Leaders

Free Throw Percentage

##	Player	Made	Att	Pct
24	Sellers, Jaylin	2	2	1.000
7	Johnson, Dior	18	20	.900
0	Ivy-Curry, Jordan	86	102	.843
3	Johnson, Darius	139	168	.827
4	Hall, Keyshawn	199	244	.816
22	Machowski, Nils	22	27	.815
1	Williams, Mikey	16	20	.800
6	Coleman, Dallan "Deebo"	48	66	.727
35	Jocius, Rokas	5	7	.714
52	Thiam, Moustapha	50	75	.667
15	Hendricks, Tyler	12	18	.667
2	Taylor, JJ	30	46	.652
5	Williams, Benny	14	30	.467

Free Throw Attempts

##	Player	G	Att	Att/G
4	Hall, Keyshawn	33	244	7.4
3	Johnson, Darius	37	168	4.5
0	Ivy-Curry, Jordan	34	102	3.0
52	Thiam, Moustapha	34	75	2.2
6	Coleman, Dallan "Deebo"	37	66	1.8

Free Throws Made

##	Player	G	Made	Made/G
4	Hall, Keyshawn	33	199	6.0
3	Johnson, Darius	37	139	3.8
0	Ivy-Curry, Jordan	34	86	2.5
52	Thiam, Moustapha	34	50	1.5
6	Coleman, Dallan "Deebo"	37	48	1.3

Rebounds

##	Player	G	Reb	Reb/G
4	Hall, Keyshawn	33	234	7.1
52	Thiam, Moustapha	34	218	6.4
6	Coleman, Dallan "Deebo"	37	154	4.2
3	Johnson, Darius	37	125	3.4
0	Ivy-Curry, Jordan	34	113	3.3

Assists

##	Player	G	Ast	Ast/G
3	Johnson, Darius	37	160	4.3
4	Hall, Keyshawn	33	80	2.4
0	Ivy-Curry, Jordan	34	74	2.2
6	Coleman, Dallan "Deebo"	37	37	1.0
7	Johnson, Dior	35	29	0.8

Rebounds Average

##	Player	G	Reb	Reb/G
4	Hall, Keyshawn	33	234	7.1
52	Thiam, Moustapha	34	218	6.4
6	Coleman, Dallan "Deebo"	37	154	4.2
3	Johnson, Darius	37	125	3.4
0	Ivy-Curry, Jordan	34	113	3.3

Steals

##	Player	G	Stl	Stl/G
3	Johnson, Darius	37	83	2.2
0	Ivy-Curry, Jordan	34	47	1.4
6	Coleman, Dallan "Deebo"	37	41	1.1
4	Hall, Keyshawn	33	27	0.8
22	Machowski, Nils	31	19	0.6

Offensive Rebounds

##	Player	G	OReb	OReb/G
52	Thiam, Moustapha	34	90	2.6
4	Hall, Keyshawn	33	68	2.1
6	Coleman, Dallan "Deebo"	37	52	1.4
5	Williams, Benny	35	28	0.8
3	Johnson, Darius	37	27	0.7

Blocked Shots

##	Player	G	Blk	Blk/G
52	Thiam, Moustapha	34	88	2.6
5	Williams, Benny	35	19	0.5
4	Hall, Keyshawn	33	15	0.5
15	Hendricks, Tyler	26	8	0.3
3	Johnson, Darius	37	7	0.2

Defensive Rebounds

##	Player	G	DReb	DReb/G
4	Hall, Keyshawn	33	166	5.0
52	Thiam, Moustapha	34	128	3.8
6	Coleman, Dallan "Deebo"	37	102	2.8
3	Johnson, Darius	37	98	2.6
0	Ivy-Curry, Jordan	34	88	2.6

Minutes

##	Player	G	Min	Min/G
3	Johnson, Darius	37	1271	34:21
4	Hall, Keyshawn	33	1104	33:27
0	Ivy-Curry, Jordan	34	992	29:11
52	Thiam, Moustapha	34	977	28:44
6	Coleman, Dallan "Deebo"	37	863	23:19

2024-25 Game Highs & Lows

UCF Game Highs

POINTS	104		vs Villanova (N) (04/05/2025)
	102		vs LSU (N) (11/24/2024)
	100		Fla. Atlantic (11/12/2024)
	95		at Oklahoma St. (02/19/2025)
	95		at Arizona St. (01/14/2025)
FIELD GOALS MADE	37		vs LSU (N) (11/24/2024)
	33		at Arizona St. (01/14/2025)
FIELD GOAL ATTEMPTS	90		vs LSU (N) (11/24/2024)
	78		at Arizona (01/11/2025)
FIELD GOAL PERCENTAGE	.587	(27-46)	Jacksonville (12/21/2024)
	.547	(29-53)	vs Utah (N) (03/11/2025)
3 PT FG MADE	15		vs Villanova (N) (04/05/2025)
	14		vs Kansas (N) (03/12/2025)
	14		at Kansas (01/28/2025)
3 PT FG ATTEMPTS	36		at Kansas (01/28/2025)
	35		vs Villanova (N) (04/05/2025)
	35		at Arizona (01/11/2025)
3 PT FG PERCENTAGE	.588	(10-17)	Jacksonville (12/21/2024)
	.464	(13-28)	Fla. Atlantic (11/12/2024)
FREE THROWS MADE	31		at Oklahoma St. (02/19/2025)
	29		vs Villanova (N) (04/05/2025)
FREE THROW ATTEMPTS	40		vs Villanova (N) (04/05/2025)
	38		at Oklahoma St. (02/19/2025)
FREE THROW PERCENTAGE	.920	(23-25)	Fla. Atlantic (11/12/2024)
	.900	(27-30)	Oklahoma St. (03/05/2025)
REBOUNDS	52		Tennessee Tech (11/19/2024)
	51		vs LSU (N) (11/24/2024)
ASSISTS	20		at Kansas (01/28/2025)
	20		TCU (01/25/2025)
	20		Fla. Atlantic (11/12/2024)
STEALS	15		vs LSU (N) (11/24/2024)
	13		Utah (02/23/2025)
BLOCKED SHOTS	10		Texas A&M (11/04/2024)
	8		Kansas St. (02/26/2025)
TURNOVERS	20		at Oklahoma St. (02/19/2025)
	19		Oklahoma St. (03/05/2025)
	19		at Iowa St. (01/21/2025)
FOULS	25		at Oklahoma St. (02/19/2025)
	24		vs Villanova (N) (04/05/2025)
	24		vs LSU (N) (11/24/2024)

Opponent Game Highs

POINTS	109		vs LSU (N) (11/24/2024)
	108		at Iowa St. (01/21/2025)
	104		at Oklahoma St. (02/19/2025)
	99		Kansas (01/05/2025)
	98		vs Villanova (N) (04/05/2025)
	98		vs Kansas (N) (03/12/2025)
FIELD GOALS MADE	42		Kansas (01/05/2025)
	40		at Iowa St. (01/21/2025)
FIELD GOAL ATTEMPTS	88		vs LSU (N) (11/24/2024)
	83		Kansas (01/05/2025)
FIELD GOAL PERCENTAGE	.585	(38-65)	Cincinnati (02/05/2025)
	.563	(40-71)	at Iowa St. (01/21/2025)
3 PT FG MADE	14		BYU (02/01/2025)
	14		Fla. Atlantic (11/12/2024)
3 PT FG ATTEMPTS	37		at West Virginia (03/08/2025)
	36		vs LSU (N) (11/24/2024)
3 PT FG PERCENTAGE	.538	(7-13)	Colorado (01/08/2025)
	.500	(12-24)	at Arizona St. (01/14/2025)
FREE THROWS MADE	32		vs Villanova (N) (04/05/2025)
	28		at Oklahoma St. (02/19/2025)
FREE THROW ATTEMPTS	37		vs Villanova (N) (04/05/2025)
	35		at Oklahoma St. (02/19/2025)
FREE THROW PERCENTAGE	1.000	(13-13)	California Baptist (12/01/2024)
	.867	(13-15)	Oklahoma St. (03/05/2025)
REBOUNDS	63		Kansas (01/05/2025)
	56		vs LSU (N) (11/24/2024)
ASSISTS	30		Kansas (01/05/2025)
	22		vs Kansas (N) (03/12/2025)
	22		BYU (02/01/2025)
STEALS	16		at Iowa St. (01/21/2025)
	14		at Oklahoma St. (02/19/2025)
BLOCKED SHOTS	12		Kansas (01/05/2025)
	10		at TCU (03/01/2025)
TURNOVERS	23		Tarleton St. (12/08/2024)
	22		Colorado (01/08/2025)
FOULS	27		vs Villanova (N) (04/05/2025)
	26		at Oklahoma St. (02/19/2025)
	26		vs Wisconsin (N) (11/22/2024)

UCF Game Lows

POINTS	48		Kansas (01/05/2025)
	63		at Colorado (02/15/2025)
	64		Texas A&M (11/04/2024)
	65		at West Virginia (03/08/2025)
	65		Iowa St. (02/11/2025)
FIELD GOALS MADE	14		Kansas (01/05/2025)
	17		Texas A&M (11/04/2024)
FIELD GOAL ATTEMPTS	46		Jacksonville (12/21/2024)
	50		Texas A&M (11/04/2024)
FIELD GOAL PERCENTAGE	.206	(14-68)	Kansas (01/05/2025)
	.339	(21-62)	vs Wisconsin (N) (11/22/2024)
3 PT FG MADE	2		vs Wisconsin (N) (11/22/2024)
	2		Purdue Fort Wayne (11/08/2024)
3 PT FG ATTEMPTS	17		Jacksonville (12/21/2024)
	17		vs Wisconsin (N) (11/22/2024)
3 PT FG PERCENTAGE	.100	(2-20)	Purdue Fort Wayne (11/08/2024)
	.118	(2-17)	vs Wisconsin (N) (11/22/2024)
FREE THROWS MADE	5		vs Nebraska (N) (04/06/2025)
	5		Iowa St. (02/11/2025)
FREE THROW ATTEMPTS	6		vs Nebraska (N) (04/06/2025)
	10		Iowa St. (02/11/2025)
FREE THROW PERCENTAGE	.500	(5-10)	Iowa St. (02/11/2025)
	.647	(11-17)	at West Virginia (03/08/2025)
	.647	(11-17)	Houston (01/18/2025)
REBOUNDS	28		Colorado (01/08/2025)
	29		Utah (02/23/2025)
	29		at Colorado (02/15/2025)
	29		at Baylor (02/08/2025)
	29		at Iowa St. (01/21/2025)
ASSISTS	8		vs Nebraska (N) (04/06/2025)
	8		at Colorado (02/15/2025)
STEALS	1		Houston (01/18/2025)
	2		vs Villanova (N) (04/05/2025)
BLOCKED SHOTS	0		Tennessee Tech (11/19/2024)
	1		at Kansas (01/28/2025)
TURNOVERS	5		vs Tulsa (N) (12/14/2024)
	7		vs Villanova (N) (04/05/2025)
	7		vs Oregon St. (N) (04/01/2025)
	7		at Kansas (01/28/2025)
	7		TCU (01/25/2025)
FOULS	9		Utah (02/23/2025)
	9		Kansas (01/05/2025)

Opponent Game Lows

POINTS	51		Tarleton St. (12/08/2024)
	58		TCU (01/25/2025)
	59		California Baptist (12/01/2024)
	61		Texas A&M (11/04/2024)
	66		Jacksonville (12/21/2024)
FIELD GOALS MADE	20		California Baptist (12/01/2024)
	21		Tennessee Tech (11/19/2024)
FIELD GOAL ATTEMPTS	46		Colorado (01/08/2025)
	53		Tarleton St. (12/08/2024)
FIELD GOAL PERCENTAGE	.351	(20-57)	California Baptist (12/01/2024)
	.359	(23-64)	TCU (01/25/2025)
3 PT FG MADE	1		TCU (01/25/2025)
	3		Houston (01/18/2025)
	3		at Texas Tech (12/31/2024)
	3		Tarleton St. (12/08/2024)
3 PT FG ATTEMPTS	7		Tarleton St. (12/08/2024)
	13		Colorado (01/08/2025)
3 PT FG PERCENTAGE	.050	(1-20)	TCU (01/25/2025)
	.154	(4-26)	vs Utah (N) (03/11/2025)
FREE THROWS MADE	4		Tarleton St. (12/08/2024)
	4		Purdue Fort Wayne (11/08/2024)
FREE THROW ATTEMPTS	7		Purdue Fort Wayne (11/08/2024)
	9		Tarleton St. (12/08/2024)
FREE THROW PERCENTAGE	.444	(4-9)	Tarleton St. (12/08/2024)
	.571	(8-14)	vs Cincinnati (N) (04/03/2025)
	.571	(8-14)	Milwaukee (11/27/2024)
	.571	(8-14)	Texas A&M (11/04/2024)
	.571	(4-7)	Purdue Fort Wayne (11/08/2024)
REBOUNDS	24		Jacksonville (12/21/2024)
	26		Oklahoma St. (03/05/2025)
ASSISTS	6		California Baptist (12/01/2024)
	7		TCU (01/25/2025)
STEALS	3		Houston (01/18/2025)
	4		vs Villanova (N) (04/05/2025)
	4		vs Tulsa (N) (12/14/2024)
	4		Purdue Fort Wayne (11/08/2024)
	4		Texas A&M (11/04/2024)
BLOCKED SHOTS	0		vs Cincinnati (N) (04/03/2025)
	0		at Baylor (02/08/2025)
TURNOVERS	7		vs Villanova (N) (04/05/2025)
	7		at Oklahoma St. (02/19/2025)
FOULS	12		vs Oregon St. (N) (04/01/2025)
	13		Milwaukee (11/27/2024)

Official Basketball Box Score - Final
Texas A&M at UCF
11/04/24 Addition Financial Arena, Orlando
2024-25 Men's Basketball

Game Time: 7:00 PM
Game Duration: 2:34
Attendance: 8,808

Officials: Tony Padilla, Rick Crawford, Christopher Merlo

Texas A&M - 61 **Record: 0-1**

NO.	Name		Min	FG M-A	3P M-A	FT M-A	Rebounds OR	DR	TOT	Fouls PF	FD	TP	AS	TO	ST	Blocks BS	BA	+/-
9	Solomon Washington	F	28:46	3-10	0-1	0-1	3	6	9	2	4	6	0	1	0	1	2	-7
21	Pharrel Payne	F	22:29	6-9	0-0	3-5	1	5	6	5	4	15	1	2	1	1	2	-5
0	Jace Carter	G	29:54	2-6	1-2	2-4	3	3	6	3	1	7	1	0	0	0	2	-1
2	Hayden Hefner	G	13:48	0-3	0-3	0-0	0	2	2	2	0	0	1	2	1	0	0	9
4	Wade Taylor IV	G	34:08	4-15	4-11	1-2	0	3	3	3	4	13	7	2	1	0	2	-3
11	Andersson Garcia		25:40	2-2	0-0	0-0	2	4	6	5	1	4	2	1	0	1	0	1
15	Henry Coleman III		12:09	2-6	0-0	2-2	5	1	6	0	1	6	0	0	1	0	1	7
35	Manny Obaseki		15:07	1-3	0-1	0-0	0	1	1	2	2	2	0	3	0	0	1	-7
3	Rob Dockery		06:50	1-4	0-0	0-0	1	0	1	2	0	2	1	0	0	0	0	-2
10	C.J. Wilcher		11:09	2-5	2-5	0-0	0	2	2	0	0	6	0	0	0	0	0	-7
Team							1	0	1			0		1				
Totals				23-63	7-23	8-14	16	27	43	24	17	61	13	12	4	3	10	-3

Shooting By Period		
1st FG%	12-27	44.4%
3PT%	3-11	27.3%
FT%	2-2	100%
2nd FG%	11-36	30.6%
3PT%	4-12	33.3%
FT%	6-12	50%
GM FG%	23-63	36.5%
3PT%	7-23	30.4%
FT%	8-14	57.1%

Dead Ball Rebounds: 3, 1

Technical Fouls: NONE

UCF - 64 **Record: 1-0**

NO.	Name		Min	FG M-A	3P M-A	FT M-A	Rebounds OR	DR	TOT	Fouls PF	FD	TP	AS	TO	ST	Blocks BS	BA	+/-
52	Moustapha Thiam	C	22:06	1-3	0-0	0-0	0	4	4	5	1	2	0	0	0	6	0	-3
0	Jordan Ivy-Curry	G	35:04	4-12	2-7	6-8	1	4	5	3	5	16	3	3	1	0	0	13
3	Darius Johnson	G	37:30	6-13	5-11	7-8	0	3	3	1	4	24	5	2	3	0	0	2
4	Keyshawn Hall	G	23:12	3-6	0-1	4-7	1	2	3	5	5	10	2	2	0	0	1	0
6	Dallan "Deebo" Coleman	G	25:42	0-5	0-3	0-0	0	1	1	1	0	0	2	0	2	0	1	10
2	JJ Taylor		22:01	2-4	1-1	5-8	1	2	3	0	6	10	0	0	2	2	1	5
7	Dior Johnson		04:56	0-2	0-1	0-0	0	0	0	0	1	0	0	0	0	0	0	-10
35	Rokas Jocius		09:25	0-0	0-0	0-0	1	0	1	0	0	0	0	1	0	1	0	-4
5	Benny Williams		15:20	1-2	0-0	0-0	0	3	3	2	1	2	0	2	1	1	0	3
22	Nils Machowski		04:44	0-3	0-2	0-0	1	0	1	0	1	0	1	0	0	0	0	-1
Team							3	8	11			0		1				
Totals				17-50	8-26	22-31	8	27	35	17	24	64	13	11	9	10	3	3

Shooting By Period		
1st FG%	8-32	25.0%
3PT%	6-19	31.6%
FT%	7-9	77.8%
2nd FG%	9-18	50.0%
3PT%	2-7	28.6%
FT%	15-22	68.2%
GM FG%	17-50	34.0%
3PT%	8-26	30.8%
FT%	22-31	71.0%

Dead Ball Rebounds: 6, 0

Technical Fouls: NONE

	TAM	UCF
Biggest lead	11 (2nd 7:03)	3 (2nd 19:43)
Best Scoring Run	7(2nd 17:59)	8(2nd 0:15)
Lead Changes	5	
Times Tied	1	
Time with Lead	35:20	03:04

Points from	TAM	UCF
Turnovers	13	4
Paint	32	14
Second Chance	19	9
Fast Breaks	6	6
Bench	20	12

Period by Period Scoring	1st	2nd	TOT
TAM	29	32	61
UCF	29	35	64

Game 1 • UCF 64, #13/15 Texas A&M 61
November 4, 2024
Orlando, Fla.

In the midst of the euphoric chaos unfolding on the floor around him, senior guard Darius Johnson reflected on the job he and his team accomplished.

"It's a great experience, but we're supposed to get that win. We went into the game expecting to win, and nothing less."

Johnson, in the first game of his fourth season donning the Black and Gold, took up his mantle as their leader, dropping a game-high 24 points to lead the UCF men's basketball team to a statement 64-61 opening night upset victory over the No. 13 Texas A&M Aggies at Addition Financial Arena Monday evening.

The winning effort represented the 11th over a ranked opponent in program history, the fourth in the last two years, and the first in three tries in a season-opener.

In the current calendar year alone, the Knights have now toppled four top 25 opponents on their home floor, also besting then-No. 3 Kansas Jan. 10, then-No. 23 Oklahoma Feb. 3, and then-No. 23 Texas Tech Feb. 24. The contest also marked the ninth of UCF's 11 all-time ranked wins to have been achieved under Dawkins.

A testament to head coach Johnny Dawkins, Monday evening's feat, the first win by UCF in the first meeting between the two programs, was accomplished with just two returning players who played tonight from the 2023-24 campaign, Johnson and sophomore guard Nils Machowski.

"What an opening game, to play against a team with that type of experience and talent. I thought it was great for our team," Dawkins said. "You bring in 11 new guys, you don't know what to expect, and they showed me something today. They can play with composure and the moment wasn't too big for them. They beat a really good, well-coached team."

The Knights gained momentum early with a hot hand from beyond the arc and later iced the game from the free throw line.

Staring up at a 10-point deficit for the fourth time, UCF, having made just five field goals through the first 10:58 of the second half, made the adjustment against a staunch Aggies defense that led the SEC in rebounding and ranked fifth in scoring defense last season.

The Black and Gold forced 17 free throw attempts through the game's final six minutes and 51 seconds, converting 13 to help erase a 54-44 Aggies advantage and end the contest with eight unanswered points. Two key blocks by sophomore JJ Taylor on the defensive end, both coming in the final two minutes, were not lost on Johnson as crucial moments in halting any late Texas A&M momentum.

"JJ, he made a lot of great plays down the stretch, defensively and offensively," Johnson continued. "He had a great offensive rebound to put us up one, which was a huge play down the stretch. As leaders and older guys on the team, we've been pushing JJ to get more out of him, and he's been doing a great job with that. He came out and showcased his abilities tonight."

A shaky start that saw the Knights fail on each of their first eight tries from the field was quickly shoved aside with an emphatic dunk by junior transfer Keyshawn Hall, giving UCF its first two points of the season while trimming the Aggies' lead to 6-2 just under five minutes in.

Taylor opened the floodgates moments later, drilling his team's first 3-point shot of the night to ignite a stretch that saw him score seven on the strength of four consecutive made tries from the line.

Johnson, on the heels of his single-season career best 15.2 points per game a year ago, connected on his first two tries from beyond the arc around a converted Jordan Ivy-Curry 3-point try, slimming Texas A&M's lead to 23-18 with 8:03 on the first-half clock.

Ivy-Curry then followed an Aggies dunk with four more points of his own to keep his team close, then joined Johnson in making consecutive triples to help the Knights to a 29-29 tie at halftime.

"They have a lot of character," Dawkins said. "We worked out this summer and fall, and what I saw are guys who love to compete and love to win. We're playing against each other in practice, it's very competitive, and that's how you get better. They did a good job understanding what they need to do to work their way back in the game."

Johnson added two more 3-point shots in the early stages of the second half before the Aggies built their lead back up to double figures, coming one triple shy of tying his single-game career high of six he set against the BYU Cougars March 13, 2024.

Having entered the season just 58 points shy of 1,000 in his career, the veteran guard also now needs just 34 more to become the 21st Knight in program history to reach the plateau, and join Ivy-Curry and Jaylin Sellers as the third Knight on the active roster with a 1,000-point resume.

In their respective UCF debuts, Ivy-Curry (16), Taylor (10) and Hall (10) joined Johnson in double-digit scoring, while freshman Moustapha Thiam, the first five-star recruit and the highest-ranked recruit in program history, made his seven-foot, two-inch frame felt with six blocks, finishing two shy of the program's single-game record.

"This is a statement game," Johnson continued. "Moving forward we want to make people respect us."

Official Basketball Box Score - Final
Purdue Fort Wayne at UCF
11/08/24 Addition Financial Arena, Orlando
2024-25 Men's Basketball

Game Time: 7:00 PM
Game Duration: 2:08
Attendance: 7,768

Officials: Chance Moore, Darron George, De Selle Dean

Purdue Fort Wayne - 68 **Record: 1-1**

NO.	Name		Min	FG M-A	3P M-A	FT M-A	Rebounds OR	DR	TOT	Fouls PF	FD	TP	AS	TO	ST	Blocks BS	BA	+/-
11	Maximus Nelson	F	28:47	2-6	2-6	0-0	0	2	2	1	0	6	2	1	0	1	0	0
32	Eric Mulder	F	19:30	5-5	0-0	1-1	6	0	6	5	2	11	0	0	1	0	0	-7
0	Rasheed Bello	G	34:41	3-12	3-9	0-0	0	1	1	1	2	9	2	3	2	0	0	0
1	Jalen Jackson	G	24:18	4-12	0-1	2-3	1	6	7	3	4	10	3	0	1	1	0	-10
3	Quinton Morton-Robertson	G	32:14	5-11	1-6	0-0	0	5	5	2	0	11	1	4	0	0	0	-9
7	Chandler Cuthrell		15:21	1-2	0-1	0-2	0	1	1	3	1	2	0	1	0	0	0	-7
15	Corey Hadnot II		17:42	4-9	0-2	1-1	0	3	3	2	2	9	0	1	0	0	1	0
13	Deangelo Elisee		14:14	1-1	1-1	0-0	0	1	1	2	0	3	0	0	0	1	0	1
2	Trey Lewis		13:13	3-7	1-3	0-0	1	0	1	1	0	7	0	1	0	0	2	-3
Team							1	2	3			0		2				
Totals				28-65	8-29	4-7	9	21	30	20	11	68	8	13	4	3	3	-7

Shooting By Period		
1st FG%	13-33	39.4%
3PT%	5-17	29.4%
FT%	2-2	100%
2nd FG%	15-32	46.9%
3PT%	3-12	25.0%
FT%	2-5	40%
GM FG%	28-65	43.1%
3PT%	8-29	27.6%
FT%	4-7	57.1%

Dead Ball Rebounds: 2, 1

Technical Fouls: NONE

UCF - 75 **Record: 2-0**

NO.	Name		Min	FG M-A	3P M-A	FT M-A	Rebounds OR	DR	TOT	Fouls PF	FD	TP	AS	TO	ST	Blocks BS	BA	+/-
52	Moustapha Thiam	C	26:14	5-10	0-1	3-4	2	4	6	2	4	13	0	0	0	2	0	6
0	Jordan Ivy-Curry	G	35:44	5-12	0-6	8-8	0	0	0	1	4	18	3	1	3	0	0	7
3	Darius Johnson	G	37:51	3-8	0-3	1-2	2	2	4	2	1	7	7	3	3	0	0	1
4	Keyshawn Hall	G	32:47	3-12	0-3	8-9	3	9	12	1	6	14	1	5	1	0	1	3
6	Dallan "Deebo" Coleman	G	19:49	1-4	1-3	0-2	1	3	4	2	1	3	0	1	1	0	1	2
2	JJ Taylor		14:55	1-3	0-2	2-2	2	0	2	1	2	4	1	1	0	0	0	0
35	Rokas Jocius		06:24	1-2	0-1	0-0	0	3	3	1	0	2	0	1	0	0	0	2
5	Benny Williams		14:35	4-6	0-0	0-1	2	4	6	0	1	8	0	1	0	1	1	3
7	Dior Johnson		02:17	0-0	0-0	0-0	0	0	0	0	0	0	0	0	0	0	0	5
22	Nils Machowski		09:25	2-2	1-1	1-2	2	1	3	1	1	6	1	0	0	0	0	6
Team							1	3	4			0		0				
Totals				25-59	2-20	23-30	15	29	44	11	20	75	13	13	8	3	3	7

Shooting By Period		
1st FG%	10-27	37.0%
3PT%	1-10	10.0%
FT%	13-17	76.5%
2nd FG%	15-32	46.9%
3PT%	1-10	10.0%
FT%	10-13	76.9%
GM FG%	25-59	42.4%
3PT%	2-20	10.0%
FT%	23-30	76.7%

Dead Ball Rebounds: 4, 0

Technical Fouls: NONE

	PFW	UCF
Biggest lead	6 (1st 13:56)	7 (1st 7:51)
Best Scoring Run	9(2nd 18:29)	10(1st 10:28)
Lead Changes	5	
Times Tied	8	
Time with Lead	18:49	15:13

Points from	PFW	UCF
Turnovers	7	15
Paint	40	36
Second Chance	11	15
Fast Breaks	4	12
Bench	21	20

Period by Period Scoring	1st	2nd	TOT
PFW	33	35	68
UCF	34	41	75

Game 2 • UCF 75, Purdue Fort Wayne 68
November 8, 2024
Orlando, Fla.

The UCF men's basketball team eared its second victory in as many contests to tipoff the 2024-25 campaign, posting a 75-68 win over Purdue Fort Wayne on Friday night.

A number of performers jumped off the stat sheet. Jordan Ivy-Curry led the scoring with 18 points while Keyshawn Hall was the first Knight to earn a double-double on the season, scoring 14 points and hauling in 12 rebounds. Rookie Moustapha Thiam was brilliant again, this time on the offensive side of things, earning 13 points and grabbing six boards. While not reaching double-digits, Darius Johnson had seven assists to go with his seven points.

The stat sheet didn't have many tallies to start the contest as there was just one basket made through the first six minutes of play. Purdue Fort Wayne added their second triple with 13:56 left on the clock, making it 6-0 in favor of the visitors, a squad picked to win the Horizon League this season.

UCF missed its first nine shots on the evening, including four of which were from three. The Knights finally got on the board with a pair of free throws from Keyshawn Hall with 13:37 to play in the first. UCF found its stride after that, hitting its next four shots. Darius Johnson tossed in a layup, followed by a dunk from Rokas Jocius to level the score and a Benny Williams layup for the lead at 8-6. A Jordan Ivy-Curry steal led to a quick pass and a driving dunk by Nils Machowski to really get UCF's momentum rolling.

Machowski contributed a free throw and a triple to give UCF a lead at 16-10 with 8:29 left in the period. A Moustapha Thiam free throw made it 17-10, which was the largest lead of the first half. The advantage was again seven at 23-16 with just over five minutes remaining, but from there Purdue Fort Wayne chipped away, cutting its deficit to just one at halftime.

The Mastodons came out of the break firing, scoring the first six points of the second half to take a five-point lead, forcing UCF to burn a timeout. The Knights quickly erased the brief deficit, as Johnson drove in for a tough layup, followed by a Dallan 'Deebo' Coleman triple, his first three-points as a Knight.

The next 10 minutes of game action acted like a metronome, as anytime a Mastodon would score, a Knight swayed the momentum back like clockwork to either tie or cut into the deficit. UCF drew even five times in that 10-minute span but were unable to jump in front.

The Knights finally drew ahead by one with 8:20 after a Hall made free throw with 8:40 to play, but saw Purdue Fort Wayne go back up by four with just under seven minutes remaining. Thiam hit a beautiful hook shot to slice the deficit back to 64-60 before he hit another jumper to tie things up with 5:46 to play.

Ivy- Curry was the one to put the Knights ahead for good, driving in for a layup with 3:45 left. Thiam added another clutch two points 40 seconds later. Purdue Fort Wayne tossed in a layup to cut things back to two, but that was the closest they got the rest of the way. Johnson, Ivy-Curry and Hall were responsible for the final five points of the game in the 75-68 win.

UCF's defense was in lockdown mode in the final moments of action as the Mastodons missed nine of their final 10 shots of the contest. The defensive side of the ball was solid the entirety of the evening, building on Monday night's performance against the Aggies. The Black and Gold forced 13 Purdue Fort Wayne turnovers after luring Texas A&M into a dozen in game one. The Knights snatched eight steals on Friday night after swiping nine in the opener.

The frond waving faithful showed up yet again for the Knights in the second half, helping to force the Mastodons to miss their first three free throws of the second half and finish the final frame going just two-of-five. Purdue Fort Wayne got to the charity stripe just seven times on the evening, going four-for-seven overall. The story was completely different on the flip side for the Black and Gold as they marched to the line 30 times, sinking 23 chances. The seven attempted Mastodon free throws was the lowest since Stetson went three-for-five from the stripe on Dec. 21, 2022 in a 73-58 Knights win.

Johnson's seven assists on the evening gives him an impressive dozen to start the campaign. It's the most in a pair of games to begin the season since Coach Dawkins' first season at UCF when B.J. Taylor tallied 15 assists in to begin the 2016-17 campaign. Hall's double-double was the 10th of his career after he recorded nine last season.

The win was the 150th victory at UCF for Coach Dawkins. Plenty of memorable games come to mind when looking back on the 150 mark, including a handful of court storms and milestone victories that helped shape the program into its current state today. Nine of UCF's 11 wins over ranked opponents have been under the direction of Coach Dawkins. The Knights celebrated his 300th career win last season with a triumphant 74-63 win over No. 23 Oklahoma on Feb. 3 last season.

Game 3 • UCF 100, Florida Atlantic 94
November 12, 2024
Orlando, Fla.

Official Basketball Box Score - Final
Cal St. Fullerton at UCF
11/[illegible] Addition Financial Arena, Orlando
2023-24 Men's Basketball

Game Time: 7:[illegible] PM
Game Duration: [illegible]
Attendance: [illegible]

Officials: Rick Crawford, Marques Pettigrew, Tony Chiazza

Cal St. Fullerton - 44 Record: 1-8

NO.	Name		Min	FG M-A	3P M-A	FT M-A	Reb OR	Reb DR	Reb TOT	PF	FD	TP	AS	TO	ST	BS	BA	+/-
13	Vincent Lee	F	22:08	5-5	0-0	0-0	3	1	4	1	0	10	0	1	0	0	0	-19
32	John Mikey Square	F	15:24	0-0	0-0	0-0	0	2	2	4	0	0	0	0	1	0	0	-9
2	Max Jones	G	28:02	0-12	0-5	6-9	0	4	4	2	6	6	2	4	3	0	4	-14
7	Dominic Brewton	G	27:59	3-10	0-1	2-2	0	2	2	0	3	8	4	4	0	0	0	-24
21	Grayson Carper	G	28:09	3-7	3-6	4-4	0	3	3	1	2	13	0	0	0	1	0	-15
3	Beril Kabamba		17:12	0-3	0-2	2-2	1	5	6	2	1	2	0	1	1	0	0	-19
24	Kendrick De Luna		11:48	0-1	0-0	0-0	1	2	3	2	0	0	0	0	0	0	1	-3
5	Donovan Oday		18:13	1-6	0-2	3-4	3	3	6	4	1	5	0	3	1	0	2	-15
0	Jalen Cooper		14:33	0-3	0-1	0-0	0	4	4	2	1	0	0	1	0	0	1	-3
1	Keith Richard		11:06	0-3	0-1	0-0	0	0	0	0	0	0	0	1	0	0	0	-14
10	Antwan Robinson		05:26	0-1	0-1	0-0	0	0	0	0	0	0	0	0	0	0	0	-5
	Team						1	0	1			0		0				
	Totals			12-51	3-19	17-21	9	26	35	18	14	44	6	15	6	1	8	-28

Technical Fouls:Oday 2nd 0:20

Shooting By Period			
1st	FG%	6-25	24.0%
	3PT%	2-9	22.2%
	FT%	4-4	100%
2nd	FG%	6-26	23.1%
	3PT%	1-10	10.0%
	FT%	13-17	76.5%
GM	FG%	12-51	23.5%
	3PT%	3-19	15.8%
	FT%	17-21	81.0%

Dead Ball Rebounds: 2, 0

UCF - 72 Record: 2-1

NO.	Name		Min	FG M-A	3P M-A	FT M-A	Reb OR	Reb DR	Reb TOT	PF	FD	TP	AS	TO	ST	BS	BA	+/-
5	Omar Payne	F	13:26	1-2	0-0	2-4	1	2	3	3	4	4	0	1	1	0	0	-12
2	Shemarri Allen	G	29:24	3-9	2-5	1-2	1	2	3	2	2	9	2	2	4	1	0	28
3	Darius Johnson	G	31:51	1-6	1-2	0-0	0	4	4	1	3	3	3	2	1	0	0	26
12	DeMarr Langford Jr.	G	07:21	0-0	0-0	0-0	0	0	0	0	0	0	0	1	0	0	0	-9
24	Jaylin Sellers	G	29:43	7-12	1-2	0-1	3	2	5	1	1	15	5	2	0	0	1	31
31	Thierno Sylla		18:07	3-5	2-3	1-3	0	7	7	0	2	9	2	0	0	1	0	27
11	Ibrahima Diallo		22:53	4-7	0-0	0-0	1	7	8	2	1	8	1	0	1	5	0	41
22	Nils Machowski		13:12	1-3	1-2	1-2	1	2	3	0	1	4	1	0	0	0	0	5
15	Tyler Hendricks		11:07	2-4	0-2	2-2	0	0	0	4	1	6	0	1	0	0	0	-3
13	Marchelus Avery		14:01	4-8	1-3	0-2	1	3	4	1	2	9	1	0	0	1	0	11
4	Comeh Emuobor		03:41	1-1	1-1	2-2	0	1	1	1	0	5	0	0	0	0	0	-1
10	Mintautas Mockus		03:41	0-1	0-1	0-0	0	1	1	0	0	0	0	0	0	0	0	-1
0	Charlie May		00:31	0-0	0-0	0-0	0	0	0	0	0	0	0	0	0	0	0	-1
14	Michael Kalina		00:31	0-0	0-0	0-0	0	0	0	0	0	0	0	0	0	0	0	-1
20	Poohpha Warakulnukroh		00:31	0-0	0-0	0-0	0	0	0	0	0	0	0	0	0	0	0	-1
	Team						0	1	1			0		1				
	Totals			27-58	9-21	9-18	8	32	40	15	17	72	15	10	7	8	1	28

Technical Fouls:Hendricks 2nd 0:31

Shooting By Period			
1st	FG%	13-30	43.3%
	3PT%	3-8	37.5%
	FT%	2-7	28.6%
2nd	FG%	14-28	50.0%
	3PT%	6-13	46.2%
	FT%	7-11	63.6%
GM	FG%	27-58	46.6%
	3PT%	9-21	42.9%
	FT%	9-18	50.0%

Dead Ball Rebounds: 0, 0

	CSF	UCF
Biggest lead	5 (1st 16:43)	32 (2nd 3:03)
Best Scoring Run	8(2nd 17:26)	14(2nd 13:26)
Lead Changes	2	
Times Tied	1	
Time with Lead	07:26	31:23

Points from	CSF	UCF
Turnovers	13	13
Paint	16	30
Second Chance	2	8
Fast Breaks	11	11
Bench	7	41

Period by Period Scoring	1st	2nd	TOT
CSF	16	28	44
UCF	31	41	72

The UCF men's basketball team on Opening Knight proved they can hang tough on the defensive end of the floor against one of the nation's best in No. 13 Texas A&M.

The Knights on Tuesday showed they have the offensive potential to complement.

Led by a trio of 20-point scorers in Keyshawn Hall, Darius Johnson and Jordan Ivy-Curry, the Black and Gold improved to 3-0 on the new season behind a prolific 100-94 victory over the visiting Florida Atlantic Owls at Addition Financial Arena.

The contest marked the first that has seen UCF eclipse the century mark since its 107-104 double overtime victory over the Memphis Tigers, and the first in regulation since the Knights' 104-83 win over the Houston Cougars March 7, 2014.

Hall, Ivy-Curry and Johnson combined for 69 points in Tuesday's display, scoring 26, 22 and 21, respectively, to become the first trio of Knights to each notch 20-point showings in the same game since Brandon Mahan (32), Isaiah Adams (22) and Darin Green Jr. (20) did so against the then-No. 15 Florida State Seminoles in Tallahassee Dec. 19, 2020, an 86-74 Knights win.

"It helps us because it gives us guys who have all been in those moments before," Dawkins continued. "All three of those guys have a great deal of experience, and they're all capable of doing what they did tonight. It's really good to see them all do it on the same night, it makes us even more difficult to defend."

For the third consecutive game to begin the campaign, UCF overcame a slow start and erased an early lead by its opposition. Trailing 21-11 just before the halfway point of the first 20 minutes, Benny Williams connected on the Knights' second 3-pointer of the evening, a shot that sparked his squad's offensive efforts for the remainder of the half.

Nils Machowski, JJ Taylor, Johnson and Ivy-Curry each drilled a triple of their own as the Black and Gold thundered their way back to a 28-28 tie with 8:16 left in the first half.

After Ivy-Curry and Williams accounted for 16 of the Knights' final 18 points of the period, the Knights brought a 46-36 advantage into the halftime pause on the strength of a 35-15 UCF run to conclude the half, punctuated by back-to-back Ivy-Curry 3-point shots within the final minute.

"We're all dynamic and we can all score the ball at a high rate," Ivy-Curry said. "Our biggest thing is learning how to play with each other and starting off earlier."

UCF let the Owls work their way back into the contest with a 12-2 FAU run to open the second half, tying the affairs at 48, and again found the offensive traction to maintain a narrow lead down the stretch.

Ivy-Curry and Hall combined for five points, featuring Hall's second triple of the evening, to push the Knights back out to a 53-48 lead, and Hall and Johnson took over from there.

Of the Black and Gold's 54 second-half points, Hall scored 20 and Johnson tallied 18 while combining for five 3-pointers on six tries from beyond the arc.

"Our players didn't walk into that game blindfolded," Dawkins added. "They knew that (the Owls) were going to come into that game and be very tough and competitive, and we were going to have to play a good game to win."

Ivy-Curry's dominance against the Owls continued a recent personal trend, as his single-game career high 38 points also came against FAU Jan. 21, 2024, with UTSA. After scoring 16, 18 and 22 points through his first three games in Orlando, the fifth year transfer is averaging a team-best 18.7 points per game.

Hall notched the 11th 20-plus-point game of his two-plus-year career, and his first since scoring 20 on Feb. 13, 2024, against George Washington with George Mason, and joins Ivy-Curry in averaging double figures thus far, with 16.7 through three games.

Johnson, meanwhile, enters UCF's Tuesday tilt against Tennessee Tech Nov. 19 in need to six points to become the 21st player in program history to score 1,000 points in a Knights uniform. Through three games, the Knights veteran is averaging what would represent a season high 17.3 points per game as well.

"In three games we've played three different systems," Dawkins said. "That's how it's going to be as we go through the season and in conference play. Everyone's not going to play the same style, so you have to be able to make the adjustments, and I thought our guys in all three games were able to do that. They found a way to still win the game."

With the win, the Knights now own a 27-11 record over in-state foes under Coach Dawkins. This was the first win over the Owls in his tenure with the Black and Gold as UCF improved to 23-10 in the all-time series over Florida Atlantic.

Game 4 • UCF 80, Tennessee Tech 69
November 19, 2024
Orlando, Fla.

Official Basketball Box Score - Final
Tennessee Tech at UCF
11/19/24 Addition Financial Arena, Orlando
2024-25 Men's Basketball

Game Time: 7:00 PM
Game Duration: 2:08
Attendance: 7,522

Officials: Kipp Kissinger, Brooks Wells, Christopher Merlo

Tennessee Tech - 69 Record: 3-3

NO.	Name		Min	FG M-A	3P M-A	FT M-A	Reb OR	Reb DR	Reb TOT	PF	FD	TP	AS	TO	ST	BS	BA	+/-
0	Daniel Egbuniwe	F	32:39	3-11	1-5	6-8	2	2	4	4	5	13	2	2	1	0	0	-14
5	Rodney Johnson Jr.	F	28:12	5-10	1-2	1-2	2	6	8	0	1	12	1	0	0	2	0	-12
2	Kyle Layton	G	32:23	4-6	4-5	4-5	1	1	2	4	3	16	4	2	1	1	0	-7
3	Jaylon Johnson	G	38:38	3-12	2-8	4-4	1	5	6	1	1	12	2	2	4	0	0	-8
10	Grant Slatten	G	15:12	1-2	1-2	0-0	1	0	1	0	1	3	0	1	0	0	0	0
1	Mekhi Cameron		19:17	0-4	0-4	0-0	0	0	0	3	1	0	0	1	0	0	0	-12
4	Ray Glasgow		17:47	3-9	1-3	0-0	2	3	5	2	1	7	0	1	1	0	0	-1
8	Ola Ajiboye		08:38	1-1	0-0	2-2	1	0	1	2	3	4	2	1	0	0	0	8
12	Matthew Sells		04:04	0-1	0-1	0-0	0	0	0	0	0	0	1	0	0	0	0	-2
34	David Craig		03:10	1-1	0-0	0-1	0	0	0	0	1	2	0	0	0	0	0	-7
	Team						0	2	2			0		0				
	Totals			21-57	10-30	17-22	10	19	29	16	17	69	12	10	7	3	0	-11

Technical Fouls::NONE

Shooting By Period			
1st	FG%	11-29	37.9%
	3PT%	4-16	25.0%
	FT%	6-9	66.7%
2nd	FG%	10-28	35.7%
	3PT%	6-14	42.9%
	FT%	11-13	84.6%
GM	FG%	21-57	36.8%
	3PT%	10-30	33.3%
	FT%	17-22	77.3%

Dead Ball Rebounds: 1, 2

UCF - 80 Record: 4-0

NO.	Name		Min	FG M-A	3P M-A	FT M-A	Reb OR	Reb DR	Reb TOT	PF	FD	TP	AS	TO	ST	BS	BA	+/-
52	Moustapha Thiam	C	20:38	2-5	1-2	0-0	2	2	4	4	1	5	0	4	0	0	0	3
0	Jordan Ivy-Curry	G	28:41	6-12	0-4	3-3	2	0	2	3	3	15	3	1	4	0	0	13
3	Darius Johnson	G	35:44	2-8	2-4	0-1	0	7	7	1	2	6	4	3	2	0	0	12
4	Keyshawn Hall	G	29:44	7-15	1-3	5-6	2	7	9	2	5	20	5	3	1	0	1	10
6	Dallan "Deebo" Coleman	G	23:28	6-9	2-4	0-1	4	1	5	2	2	14	1	0	0	0	1	10
5	Benny Williams		21:55	2-7	0-1	0-0	2	3	5	3	0	4	1	0	0	0	1	2
2	JJ Taylor		14:32	4-9	2-4	1-2	0	2	2	2	2	11	0	1	0	0	0	-1
7	Dior Johnson		04:16	0-3	0-0	0-0	3	1	4	0	0	0	1	1	0	0	0	-1
22	Nils Machowski		13:09	0-1	0-0	0-0	0	3	3	0	0	0	1	0	0	0	0	-3
35	Rokas Jocius		07:53	1-1	1-1	2-2	2	2	4	1	1	5	2	0	0	0	0	10
	Team						5	2	7			0		0				
	Totals			30-70	9-23	11-15	22	30	52	18	16	80	18	13	7	0	3	11

Technical Fouls:Johnson 1st 2:07

Shooting By Period			
1st	FG%	19-40	47.5%
	3PT%	5-14	35.7%
	FT%	4-5	80%
2nd	FG%	11-30	36.7%
	3PT%	4-9	44.4%
	FT%	7-10	70%
GM	FG%	30-70	42.9%
	3PT%	9-23	39.1%
	FT%	11-15	73.3%

Dead Ball Rebounds: 1, 0

	TTU	UCF
Biggest lead	1 (1st 17:43)	20 (2nd 18:41)
Best Scoring Run	11(2nd 8:03)	9(1st 4:55)
Lead Changes	2	
Times Tied	4	
Time with Lead	00:18	38:12

Points from	TTU	UCF
Turnovers	15	13
Paint	20	36
Second Chance	5	27
Fast Breaks	14	21
Bench	13	20

Period by Period Scoring	1st	2nd	TOT
TTU	32	37	69
UCF	47	33	80

For the first time since four-year center Tacko Fall joined its esteemed ranks Feb. 7, 2019, the UCF men's basketball 1,000-point club gained a new member.

"It means a lot, an accolade like that is hard to do nowadays," said senior guard Darius Johnson of becoming the club's 21st member Tuesday. "To be able to leave my mark on a program and in school history is big."

On the strength of Johnson's career milestone and junior transfer Keyshawn Hall's second straight 20-plus-point showing, the Knights concluded a perfect season-opening homestand, pushing their record to 4-0 with an 80-69 victory over the visiting Tennessee Tech Golden Eagles at Addition Financial Arena Tuesday evening.

UCF's latest win tied the best start to a season by the program under head coach Johnny Dawkins, joining its respective 4-0 beginnings to the 2017-18 and 2021-22 campaigns. The Black and Gold's perfect start through four contests this fall represents the first of those three that includes a victory over a top 25 ranked opponent as well, after the Knights toppled then-No. 13 Texas A&M in their Nov. 4 season-opener.

Hall was joined in double figures on the evening by Jordan Ivy-Curry's 15, Dallan 'Deebo' Coleman's 14 and JJ Taylor's 11, as the quartet helped lift the Black and Gold to their third consecutive game with at least 75 points scored following their 64-61 win over the 13th-ranked Aggies on Opening Night.

Ivy-Curry's 15-point display marked his fourth straight game in double figures to begin his Knights tenure for a UCF newcomer who entered the evening averaging 18.7 points per game, representing the third-best mark in the Big 12 Conference behind only Utah's Gabe Madsen and Texas Tech's JT Toppin.

Coleman, meanwhile, led the Knights through the first four-plus minutes of action Tuesday as the Knights traded shots with the Golden Eagles (3-3), scoring seven of UCF's first 13 points, including its first 3-point shot, as the team brought a 13-11 lead into the first media timeout 4:34 into the affairs.

As the squad exited the second media break with 11:27 remaining in the first half, Hall, Coleman and Ivy-Curry were at the center of its offensive exploits, combining with their team's defensive efforts to author a 13-5 stretch that built UCF's lead to 32-22 with just under five minutes on the clock.

Johnson, who entered the evening with 994 career points, drilled his first triple of the evening just before Rokas Jocius' first triple as a Knight, helping UCF to a 47-32 halftime lead.

In the midst of a second-half comeback bid by the Golden Eagles, the Knights' veteran guard made his second 3-point attempt of the evening with 12:12 to play, clinching the 998th, 999th, and 1,000th points of his collegiate career. He also moved into sole possession of fifth place on the UCF all-time career assists list (337) with his helper on Coleman's second half-opening 3-pointer.

Once Tennessee Tech managed to climb back to within three points, Hall again took over, scoring six points on a 9-2 Knights run to open a double-digit lead back up and pave way for their fourth straight win.

The team's 52 total rebounds also marked a season high, and the most in a single game by the Black and Gold since their 52 against Jacksonville in the squad's 94-52 win Dec. 6, 2023.

Official Basketball Box Score - Final
UCF at Wisconsin
11/22/24 Colonial Hall at The Greenbrier, White Sulphur Springs
2024-25 Men's Basketball

Game Time: 5:00 PM
Game Duration: 2:05
Attendance: 1,112

Officials: Terry Oglesby, Earl Watson, Mike Littlewood

UCF - 70 Record: 4-1

NO.	Name		Min	FG M-A	3P M-A	FT M-A	Rebounds OR	DR	TOT	Fouls PF	FD	TP	AS	TO	ST	Blocks BS	BA	+/-
52	Moustapha Thiam	C	18:36	2-4	1-2	2-2	2	1	3	2	3	7	0	2	1	0	0	-14
0	Jordan Ivy-Curry	G	25:18	3-14	1-3	6-8	0	4	4	1	3	13	1	0	0	0	1	-20
3	Darius Johnson	G	27:28	2-9	0-3	3-4	1	3	4	2	3	7	1	0	1	0	0	-19
4	Keyshawn Hall	G	28:53	4-11	0-2	3-5	1	4	5	3	3	11	1	2	0	0	1	-18
6	Dallan "Deebo" Coleman	G	16:10	0-4	0-3	2-2	1	4	5	1	2	2	0	1	0	0	0	-15
35	Rokas Jocius		15:32	3-3	0-0	0-0	1	2	3	1	0	6	0	1	0	1	0	2
2	JJ Taylor		20:10	1-6	0-2	1-2	3	6	9	2	1	3	3	1	1	0	1	-7
5	Benny Williams		16:59	2-5	0-1	2-5	2	0	2	3	5	6	0	1	0	2	0	-2
22	Nils Machowski		14:42	1-2	0-1	2-3	0	1	1	1	2	4	0	1	0	0	0	4
7	Dior Johnson		12:32	3-4	0-0	5-6	0	1	1	0	3	11	4	1	2	0	0	3
15	Tyler Hendricks		03:40	0-0	0-0	0-0	0	1	1	1	0	0	0	0	0	0	0	6
Team							2	1	3			0		0				
Totals				21-62	2-17	26-37	13	28	41	17	25	70	10	10	5	3	3	-16

Shooting By Period		
1st FG%	10-34	29.4%
3PT%	0-9	0.0%
FT%	11-15	73.3%
2nd FG%	11-28	39.3%
3PT%	2-8	25.0%
FT%	15-22	68.2%
GM FG%	21-62	33.9%
3PT%	2-17	11.8%
FT%	26-37	70.3%

Dead Ball Rebounds: 7, 0

Technical Fouls: Johnson 2nd 14:44

Wisconsin - 86 Record: 6-0

NO.	Name		Min	FG M-A	3P M-A	FT M-A	Rebounds OR	DR	TOT	Fouls PF	FD	TP	AS	TO	ST	Blocks BS	BA	+/-
22	Steven Crowl	F	14:24	3-6	0-2	0-0	1	3	4	5	1	6	3	2	0	0	0	15
31	Nolan Winter	F	28:21	5-8	1-2	2-3	5	5	10	0	5	13	1	2	0	0	0	8
9	John Tonje	G	30:06	6-14	0-3	3-4	1	5	6	2	2	15	4	2	0	0	2	15
11	Max Klesmit	G	27:25	3-9	2-7	0-0	0	3	3	0	1	8	3	2	3	0	0	18
25	John Blackwell	G	25:46	6-10	2-4	3-5	0	5	5	3	4	17	3	2	0	0	0	12
4	Kamari McGee		18:59	5-6	3-4	1-1	0	4	4	4	1	14	3	1	1	0	0	11
7	Carter Gilmore		19:56	0-2	0-2	2-2	0	0	0	3	1	2	2	0	0	2	0	12
33	Jack Janicki		14:34	1-3	1-2	0-0	1	0	1	3	0	3	1	0	1	1	0	-2
13	Xavier Amos		14:16	2-7	0-4	1-1	0	5	5	3	1	5	1	2	0	0	1	2
35	Markus Ilver		02:33	0-0	0-0	0-0	0	0	0	1	0	0	0	0	0	0	0	-3
2	Jack Robison		01:20	1-1	1-1	0-0	0	0	0	1	0	3	0	0	0	0	0	-2
5	Daniel Freitag		01:20	0-0	0-0	0-0	0	0	0	1	0	0	0	0	0	0	0	-2
15	Isaac Gard		00:30	0-0	0-0	0-0	0	0	0	0	0	0	0	0	0	0	0	-2
21	Chris Hodges		00:30	0-0	0-0	0-0	0	0	0	0	0	0	0	0	0	0	0	-2
Team							0	1	1			0		0				
Totals				32-66	10-31	12-16	8	31	39	26	16	86	21	13	5	3	3	16

Shooting By Period		
1st FG%	18-36	50.0%
3PT%	5-16	31.3%
FT%	5-7	71.4%
2nd FG%	14-30	46.7%
3PT%	5-15	33.3%
FT%	7-9	77.8%
GM FG%	32-66	48.5%
3PT%	10-31	32.3%
FT%	12-16	75.0%

Dead Ball Rebounds: 2, 1

Technical Fouls: Crowl 1st 2:37

	UCF	UW
Biggest lead	0 (1st 20:00)	23 (2nd 8:57)
Best Scoring Run	7(2nd 2:16)	7(2nd 17:22)
Lead Changes	0	
Times Tied	0	
Time with Lead	00:00	39:04

Points from	UCF	UW
Turnovers	12	12
Paint	32	38
Second Chance	13	7
Fast Breaks	12	10
Bench	30	27

Period by Period Scoring	1st	2nd	TOT
UCF	31	39	70
UW	46	40	86

Game 5 • Wisconsin 86, UCF 70
November 22, 2024
White Sulphur Springs, W. Va.

The UCF men's basketball team suffered its first loss of the 2024-25 campaign, falling to No. 19/25 Wisconsin 86-70 in the opener of the inaugural Greenbrier Tip-Off.

"We didn't make shots but, you know, give them credit. They did a good job of defending us and they made it tough for us," said head coach Johnny Dawkins. "We have to do better offensively; we have to space the floor better. We have to balance our offense between our perimeter and our bigs. Those are things that we didn't do consistently throughout the night."

Shots weren't falling for either side early, as it was just 6-4 four minutes into the game with buckets from Jordan Ivy-Curry and Rokas Jocius. From there, the Badgers built a quick 11-point edge thanks to a 13-4 run over the next four minutes, making it 19-8. Wisconsin continued to put pressure on the UCF defense, driving the lane and scoring in the paint.

"I thought we got out of sync almost right away," said Dawkins. "They hit some shots and they had us kind of scrambling defensively, had us spread out a little bit, we blew a couple of assignments and that kind of snowballed into the offense. I think we tried to get it all back at once."

The Knights found themselves down 22 points with 4:06 left in the first half. UCF began to creep back after technical and shooting fouls were called on Wisconsin on a Ivy-Curry drive to the basket. The fifth-year guard hit three-of-four from the line as the Knights found themselves down 18 with 2:37 left in the opening frame. Ivy-Curry and JJ Taylor put an additional four points on the board before the halftime buzzer sounded as UCF entered the halftime locker room down 15 at 46-31.

The Knights came up empty on nine three-point attempts in the first along with shooting 29.4%. UCF had two assists to Wisconsin's 12. The Badgers shot an even 50% heading into the break.

Dallan 'Deebo' Coleman sunk a pair of free throws 16 seconds into the second half to bring UCF back to within 13. However, six straight missed shots by the Knights left the door open for Wisconsin to build onto their lead, ballooning it back to 22 at 61-39 with 14:36 to play.

Despite UCF's efforts to mount a come-from-behind effort, Wisconsin protected its lead well down the stretch as they had an answer for nearly every basket the Knights made. The Black and Gold put together their best run of the contest with under five minutes to go, stringing together seven consecutive points to cut the deficit to 16 with 2:16 left. The final point differential remained at 16 as UCF suffered its first loss of the season 86-70.

Official Basketball Box Score - Final
LSU at UCF
11/24/24 Colonial Hall at The Greenbrier, White Sulphur Springs
2024-25 Men's Basketball

Game Time: 3:00 PM
Game Duration: 2:55
Attendance: 1,112

Officials: Terry Oglesby, Wil Howard, Mike Littlewood

LSU - 109 Record: 5-1

NO.	Name		Min	FG M-A	3P M-A	FT M-A	Rebounds OR	DR	TOT	Fouls PF	FD	TP	AS	TO	ST	Blocks BS	BA	+/-
9	Jalen Reed	F	48:28	7-12	0-0	7-8	3	10	13	1	4	21	4	3	1	2	1	18
11	Corey Chest	F	27:01	3-4	0-0	2-2	4	2	6	5	3	8	0	0	3	1	0	8
1	Jordan Sears	G	41:10	8-18	6-15	3-5	1	8	9	4	6	25	3	2	1	1	0	22
4	Dji Bailey	G	43:55	6-14	1-3	1-4	5	0	5	3	3	14	6	2	2	0	2	13
5	Cam Carter	G	52:07	6-19	3-10	5-6	2	5	7	3	3	20	2	5	3	0	2	13
3	Curtis Givens III		08:18	2-3	1-2	0-0	0	1	1	1	0	5	0	2	0	0	0	-8
20	Derek Fountain		13:42	0-2	0-0	0-0	0	0	0	1	0	0	0	1	0	0	0	-13
0	Vyctorius Miller		26:39	6-13	1-5	3-4	0	1	1	1	5	16	1	1	1	0	1	4
6	Robert Miller III		09:06	0-0	0-0	0-0	0	2	2	1	0	0	0	1	0	0	0	-14
2	Mike Williams III		04:34	0-3	0-1	0-0	0	0	0	0	0	0	0	0	0	0	1	-8
Team							6	6	12			0		0				
Totals				38-88	12-36	21-29	21	35	56	20	24	109	16	17	11	4	7	7

Shooting By Period		
1st FG%	8-32	25.0%
3PT%	3-13	23.1%
FT%	6-7	85.7%
2nd FG%	15-30	50.0%
3PT%	5-13	38.5%
FT%	10-11	90.9%
:OT FG%	15-26	57.7%
3PT%	4-10	40.0%
FT%	5-11	45.5%
GM FG%	38-88	43.2%
3PT%	12-36	33.3%
FT%	21-29	72.4%

Dead Ball Rebounds: 7, 0

Technical Fouls: NONE

UCF - 102 Record: 4-2

NO.	Name		Min	FG M-A	3P M-A	FT M-A	Rebounds OR	DR	TOT	Fouls PF	FD	TP	AS	TO	ST	Blocks BS	BA	+/-
52	Moustapha Thiam	C	18:07	3-6	0-0	0-0	3	2	5	5	0	6	0	1	1	2	0	-1
0	Jordan Ivy-Curry	G	41:55	7-18	5-12	1-2	3	3	6	4	2	20	0	4	1	0	0	-10
3	Darius Johnson	G	48:30	8-16	4-8	7-10	2	4	6	4	7	27	8	3	5	0	1	-13
4	Keyshawn Hall	G	42:44	7-22	1-6	6-8	2	8	10	3	6	21	2	3	0	0	1	-19
6	Dallan "Deebo" Coleman	G	41:16	3-8	0-3	0-1	2	2	4	3	1	6	1	1	5	1	1	-14
2	JJ Taylor		06:50	0-1	0-1	2-2	0	0	0	3	1	2	0	1	0	0	0	-5
22	Nils Machowski		11:17	0-3	0-0	0-0	1	2	3	1	0	0	1	0	1	0	0	10
5	Benny Williams		28:14	3-6	0-1	0-0	1	3	4	0	0	6	1	1	2	3	0	-4
7	Dior Johnson		08:18	1-2	0-1	2-2	0	0	0	0	2	4	0	0	0	0	0	-1
35	Rokas Jocius		20:55	5-8	0-2	0-0	2	3	5	1	1	10	2	1	0	0	1	10
15	Tyler Hendricks		06:54	0-0	0-0	0-0	1	1	2	0	0	0	1	0	0	1	0	12
Team							4	2	6			0		1				
Totals				37-90	10-34	18-25	21	30	51	24	20	102	16	16	15	7	4	-7

Shooting By Period		
1st FG%	16-35	45.7%
3PT%	4-12	33.3%
FT%	4-6	66.7%
2nd FG%	12-29	41.4%
3PT%	2-10	20.0%
FT%	4-6	66.7%
:OT FG%	9-26	34.6%
3PT%	4-12	33.3%
FT%	10-13	76.9%
GM FG%	37-90	41.1%
3PT%	10-34	29.4%
FT%	18-25	72.0%

Dead Ball Rebounds: 4, 0

Technical Fouls: NONE

	LSU	UCF
Biggest lead	7 (1st 18:17)	20 (1st 2:12)
Best Scoring Run	7(1st 18:17)	13(1st 7:33)
Lead Changes	4	
Times Tied	9	
Time with Lead	15:05	33:39

Points from	LSU	UCF
Turnovers	21	18
Paint	50	42
Second Chance	19	13
Fast Breaks	25	17
Bench	21	22

Period by Period Scoring	1st	2nd	OT1	OT2	OT3	TOT
LSU	25	45	12	11	16	109
UCF	40	30	12	11	9	102

Game 6 • LSU 109, UCF 102 (3OT)
November 24, 2024
White Sulphur Springs, W. Va.

Knights junior transfer Jaylin Sellers enjoyed a career night, but in the end the explosive Hatters' offense proved too much to overcome for his team's defense.

The guard scored a career-high 34 points, but a relentless attack from beyond the arc pushed Stetson past the UCF men's basketball team, 85-82, at Addition Financial Arena Sunday evening.

"Between three-point shooting, coming down the stretch and going 12-for-12 from the free throw line to close the game, they made all the shots they needed to make," said head coach Johnny Dawkins. "You've got to step up and make plays. We went up by 13 in the first half, and we have to learn how to continue to build on a lead when you're up like that."

The duo of Sellers and sophomore forward Thierno Sylla aided in propelling the Knights to an early 21-8 advantage eight and a half minutes into the contest.

The former finished a layup at the rim before the latter drained UCF's first 3-point try of the evening, ensuring that he has made at least one attempt from beyond the arc in five of his first six games and six total in that span, after finishing with a total of 12 triples a season ago.

Sylla followed two Omar Payne points with two more of his own, and junior guard Darius Johnson added the Knights' second 3-pointer of the game before Sellers took over. With UCF already leading 12-6, Sellers scored the Knights' next seven points, including another 3-point bucket that helped in building the Black and Gold's 13-point advantage with 11:31 remaining in the first half.

Another Sellers triple down the stretch that factored into his team-best 16 first-half points, in addition to four more from Marchelus Avery, gave UCF a 36-30 lead at halftime after the squad overcame a 22-15 Hatters run to end the first 20 minutes.

The Stetson offense had only just found its footing, as the Hatters exploded for nine 3-point field goals in the second half, a period that saw the visitors outscore UCF 55-46 after the Knights yielded 30 first-half points. The visitors' nine second-half triples factored into a game total of 13 makes from beyond the arc.

Through the first 11 minutes of the second half, the Black and Gold allowed only six field goals, but four Hatters 3-pointers in that span aided Stetson in hanging around as Sellers notched 12 of UCF's first 18 points of the stanza, including a layup that clinched a career-high performance in points scored with 12:01 to play.

Sellers' 34 points represented not only a personal career-high, but the most in a single game by a Knight since Brandon Mahan's 32-point showing on Dec. 19, 2020 against then-No. 15 Florida State in UCF's 86-74 win over the Seminoles.

The guard has also reached double figures in each of his first six games as a Knight, including four with at least 20 points.

"We need more than just Jaylin," Dawkins continued. "I thought he was terrific, but we need other guys taking advantage of what they have. Do what you do well and take what the defense gives you. That's something we have to clean up when we're watching tape with them is showing them how we want them to execute certain situations."

After the Hatters regained the lead, 61-60, with 5:40 left, UCF pulled to within one point on five different occasions, but Stetson went a spotless 12-for-12 from the free throw line within the final two minutes to add to its overall 22-for-24 performance from the charity stripe throughout the contest to seal the Knights' three-point defeat, a loss that snapped a 20-game win streak over their in-state foes.

"The three-point line," Dawkins said of his disappointment with his team's defense. "Everything else I'm fine with. We had to foul, and they made all their key free throws down the stretch. But the threes were something we identified we had to take away from them. The one thing we didn't take away was the three."

Official Basketball Box Score - Final
Milwaukee at UCF
11/27/24 Addition Financial Arena, Orlando
2024-25 Men's Basketball

Game Time: 7:00 PM
Game Duration: 1:59
Attendance: 6,02

Officials: Doug Sirmons, Steve Divine, Keith Patterso

Milwaukee - 76 Record: 5-3

NO.	Name		Min	FG M-A	3P M-A	FT M-A	Rebounds OR	DR	TOT	Fouls PF	FD	TP	AS	TO	ST	Blocks BS	BA	+/-
3	Jamichael Stillwell	F	31:45	6-9	0-1	2-2	4	8	12	3	2	14	2	1	0	1	0	-2
34	Darius Duffy	F	31:07	4-5	0-0	0-2	1	1	2	1	1	8	0	2	1	1	0	-2
1	Themus Fulks	G	34:00	5-14	2-3	1-2	0	2	2	1	1	13	6	3	3	0	1	-4
4	Kentrell Pullian	G	29:56	6-13	2-7	1-2	1	7	8	3	4	15	2	2	0	0	0	0
5	AJ McKee	G	33:20	5-13	2-6	0-0	3	1	4	1	0	12	1	4	0	0	2	-4
00	John Lovelace, Jr.		16:44	1-4	0-0	3-4	3	0	3	2	3	5	2	1	1	0	0	-12
25	Aaron Franklin		15:44	2-4	1-2	0-0	0	6	6	1	0	5	0	0	0	0	0	-10
6	Esyah Pippa-White		07:24	1-3	1-3	1-2	0	1	1	1	1	4	1	0	0	0	0	-6
Team							2	1	3			0		2				
Totals				30-65	8-22	8-14	14	27	41	13	12	76	14	15	5	2	3	-8

Technical Fouls::NONE

Shooting By Period		
1st FG%	15-33	45.5%
3PT%	3-8	37.5%
FT%	7-9	77.8%
2nd FG%	15-32	46.9%
3PT%	5-14	35.7%
FT%	1-5	20%
GM FG%	30-65	46.2%
3PT%	8-22	36.4%
FT%	8-14	57.1%

Dead Ball Rebounds: 2, 0

UCF - 84 Record: 5-2

NO.	Name		Min	FG M-A	3P M-A	FT M-A	Rebounds OR	DR	TOT	Fouls PF	FD	TP	AS	TO	ST	Blocks BS	BA	+/-
35	Rokas Jocius	F	20:29	2-5	0-1	0-0	0	1	1	2	1	4	1	1	0	1	0	-2
0	Jordan Ivy-Curry	G	30:29	5-9	1-4	3-4	0	5	5	0	2	14	3	0	1	0	0	3
3	Darius Johnson	G	35:48	9-14	8-10	2-2	0	2	2	3	2	28	2	3	3	1	0	9
4	Keyshawn Hall	G	31:12	2-11	0-3	3-4	1	4	5	2	3	7	3	0	1	1	2	8
6	Dallan "Deebo" Coleman	G	13:56	3-7	1-3	0-0	1	0	1	1	1	7	0	0	0	0	0	0
2	JJ Taylor		15:25	1-4	0-1	3-3	0	2	2	1	2	5	2	1	0	0	0	1
5	Benny Williams		19:31	2-4	0-1	0-0	1	2	3	1	0	4	4	0	0	0	0	10
15	Tyler Hendricks		11:33	2-2	0-0	2-3	0	2	2	0	2	6	0	1	0	0	0	1
22	Nils Machowski		04:51	0-1	0-0	0-0	0	1	1	1	0	0	0	0	0	0	0	4
7	Dior Johnson		16:46	4-6	1-1	0-0	0	2	2	1	0	9	2	2	1	0	0	6
Team							4	3	7			0		0				
Totals				30-63	11-24	13-16	7	24	31	12	13	84	17	8	6	3	2	8

Technical Fouls:.NONE

Shooting By Period		
1st FG%	18-35	51.4%
3PT%	4-11	36.4%
FT%	3-4	75%
2nd FG%	12-28	42.9%
3PT%	7-13	53.8%
FT%	10-12	83.3%
GM FG%	30-63	47.6%
3PT%	11-24	45.8%
FT%	13-16	81.3%

Dead Ball Rebounds: 2, 1

	UWM	UCF
Biggest lead	3 (1st 14:27)	8 (1st 6:26)
Best Scoring Run	7(1st 5:00)	8(2nd 6:52)
Lead Changes	7	
Times Tied	7	
Time with Lead	03:22	31:30

Points from	UWM	UCF
Turnovers	8	16
Paint	40	28
Second Chance	17	5
Fast Breaks	13	7
Bench	14	24

Period by Period Scoring	1st	2nd	TOT
UWM	40	36	76
UCF	43	41	84

Game 7 • UCF 84, Milwaukee 76
November 27, 2024
Orlando, Fla.

Though the officially-recognized beginning of Thanksgiving and its accompanying traditions may have still been a day away at the time of tipoff, Knights veteran guard Darius Johnson got a head start on his feast.

"I had an extraordinary night shooting the ball from three," he said with a smile. "I rarely think that would happen again, but it's great. I know my teammates are going to have nights like that as well."

The senior's career-high eight 3-point shots and 28-point performance both marked game highs, as the UCF men's basketball team followed Johnson's lead to an 84-76 Thanksgiving eve victory over the Milwaukee Panthers at Addition Financial Arena Wednesday night.

The winning effort represented a welcome bounce-back for the Black and Gold (5-2), who recently battled through their first two losses of the season to then-No. 19 Wisconsin and LSU at the Greenbrier Tip-off in White Sulphur Springs, West Virginia, Nov. 22-24.

Johnson's Wednesday exploits represented the latest in a recent trend of his most prolific offensive games coming within the current calendar year. His 28-point evening on 9-for-14 shooting (8-for-10 3PT) marked the fourth-highest scoring game of his career, all of which have come within his last 16 games.

The guard also produced 29 points (10-for-23, 5-for-15 3PT) against the West Virginia Mountaineers Feb. 20, 2024, 33 points (9-for-13, 5-for-6 3PT) in UCF's 79-77 win at TCU March 9, 2024, and 32 points (12-for-22, 6-for-8 3PT) in the Knights' second-round Big 12 Championship loss to then-No. 20 BYU March 13, 2024.

His Wednesday showing represented the highest-scoring effort on his home floor of his career, and marked the second-most made 3-point shots by a player in a single game in the Dawkins era, trailing only Matt Williams' 11 against South Florida Jan. 17, 2017.

UCF saw balanced production on the offensive end to begin the affairs Wednesday, as the combination of Dallan 'Deebo' Coleman, Rokas Jocius, JJ Taylor and Benny Williams each factored into the team's first nine points.

After the Panthers (5-3) hit one of two free throw tries to extend a modest lead to 11-9 with just under 14 minutes to play in the first half, Johnson and fifth year guard Jordan Ivy-Curry both aided in shifting the offensive momentum back to their end.

Johnson notched eight straight points for the Black and Gold, including his first two triples, before Ivy-Curry authored nine consecutive points himself to push UCF out to a 28-20 advantage.

Johnson later drilled his third triple of the first half, helping the Knights cling to a 43-40 halftime lead. He and Ivy-Curry co-led the squad through the first 20 minutes, with both tallying 11 points just ahead of Tyler Hendricks' six.

Indeed, UCF opened the second period with three straight 3-point shots, one from Coleman and two more from Johnson as the Knights traded field goals with the Panthers.

With the Black and Gold still possessing a 56-54 advantage with just over 12 minutes remaining, newcoming redshirt sophomore guard Dior Johnson, who had entered off the bench moments before, provided complimentary offensive aid for Darius to help widen the margin on the scoreboard once more.

Indeed, UCF opened the second period with three straight 3-point shots, one from Coleman and two more from Johnson as the Knights traded field goals with the Panthers.

With the Black and Gold still possessing a 56-54 advantage with just over 12 minutes remaining, newcoming redshirt sophomore guard Dior Johnson, who had entered off the bench moments before, provided complimentary offensive aid for Darius to help widen the margin on the scoreboard once more.

Official Basketball Box Score - Final
California Baptist at UCF
12/01/24 Addition Financial Arena, Orlando
2024-25 Men's Basketball

Game Time: 4:00 PM
Game Duration: 1:55
Attendance: 5,817

Officials: Tony Padilla, Robert Felder, Gregory Nixon

California Baptist - 59 Record: 5-4

NO.	Name		Min	FG M-A	3P M-A	FT M-A	Rebounds OR	DR	TOT	Fouls PF	FD	TP	AS	TO	ST	Blocks BS	BA	+/-
25	Kendal Coleman	F	26:39	2-5	1-2	0-0	2	11	13	1	1	5	0	3	0	0	0	-20
14	AJ Braun	C	20:43	1-7	0-0	2-2	1	1	2	2	1	4	0	2	0	0	2	-8
1	Dominique Daniels Jr.	G	37:56	11-25	3-7	8-8	0	1	1	2	8	33	3	3	1	0	1	-9
10	Adam Moussa	G	21:51	1-7	0-3	0-0	0	3	3	2	0	2	1	5	2	0	2	-16
20	Sam Silverstein	G	27:02	0-4	0-3	0-0	2	6	8	3	1	0	0	4	3	2	0	-8
4	Brantly Stevenson		20:41	2-5	0-3	1-1	0	1	1	5	2	5	1	0	0	0	0	-2
13	Javonté Johnson		28:24	2-3	2-3	0-0	2	0	2	3	0	6	1	1	0	0	0	-12
42	Bradey Henige		14:24	1-1	0-0	2-2	4	1	5	1	2	4	0	0	0	1	0	6
11	Tylen Riley		02:04	0-0	0-0	0-0	0	0	0	0	0	0	0	1	0	0	0	-6
2	Jalen Dollar		00:16	0-0	0-0	0-0	0	0	0	0	0	0	0	0	0	0	0	0
Team							1	1	2			0		0				
Totals				20-57	6-21	13-13	12	25	37	19	15	59	6	19	6	3	5	-15

Technical Fouls:.NONE

Shooting By Period		
1st FG%	12-34	35.3%
3PT%	3-14	21.4%
FT%	2-2	100%
2nd FG%	8-23	34.8%
3PT%	3-7	42.9%
FT%	11-11	100%
GM FG%	20-57	35.1%
3PT%	6-21	28.6%
FT%	13-13	100.0%

Dead Ball Rebounds: 1, 0

UCF - 74 Record: 6-2

NO.	Name		Min	FG M-A	3P M-A	FT M-A	Rebounds OR	DR	TOT	Fouls PF	FD	TP	AS	TO	ST	Blocks BS	BA	+/-
52	Moustapha Thiam	C	29:14	4-7	0-1	3-4	2	5	7	2	3	11	0	1	0	3	2	3
3	Darius Johnson	G	33:12	4-12	2-7	1-2	0	5	5	3	4	11	4	4	7	0	1	18
4	Keyshawn Hall	G	30:19	6-12	2-3	1-1	1	4	5	0	0	15	2	3	0	0	0	14
6	Dallan "Deebo" Coleman	G	17:29	1-3	1-2	3-4	2	1	3	1	2	6	0	0	1	0	0	8
22	Nils Machowski	G	11:01	1-1	0-0	2-2	0	1	1	0	1	4	3	0	1	0	0	4
2	JJ Taylor		19:28	2-5	1-2	1-2	0	2	2	2	1	6	2	1	1	1	0	8
0	Jordan Ivy-Curry		28:59	3-6	1-3	3-4	0	2	2	1	2	10	5	1	0	0	0	11
35	Rokas Jocius		05:57	1-2	0-0	0-0	0	0	0	4	1	2	0	0	0	0	0	9
7	Dior Johnson		06:48	0-0	0-0	0-0	0	2	2	2	1	0	0	0	0	0	0	-3
5	Benny Williams		12:54	1-4	1-3	4-4	1	1	2	0	2	7	0	1	0	1	0	3
15	Tyler Hendricks		03:51	1-1	0-0	0-1	0	0	0	0	1	2	0	0	0	0	0	0
20	Poohpha Warakulnukroh		00:48	0-0	0-0	0-2	0	0	0	0	1	0	0	0	1	0	0	0
Team							1	1	2			0		0				
Totals				24-53	8-21	18-26	7	24	31	15	19	74	16	11	11	5	3	15

Technical Fouls:.NONE

Shooting By Period		
1st FG%	11-26	42.3%
3PT%	5-12	41.7%
FT%	5-7	71.4%
2nd FG%	13-27	48.1%
3PT%	3-9	33.3%
FT%	13-19	68.4%
GM FG%	24-53	45.3%
3PT%	8-21	38.1%
FT%	18-26	69.2%

Dead Ball Rebounds: 5, 0

	CBU	UCF
Biggest lead	7 (1st 6:54)	18 (2nd 5:52)
Best Scoring Run	7(1st 10:37)	15(2nd 11:20)
Lead Changes	4	
Times Tied	5	
Time with Lead	07:47	27:59

Points from	CBU	UCF
Turnovers	8	21
Paint	28	26
Second Chance	9	10
Fast Breaks	4	13
Bench	15	27

Period by Period Scoring	1st	2nd	TOT
CBU	29	30	59
UCF	32	42	74

Game 8 • UCF 74, California Baptist 59
December 1, 2025
Orlando, Fla.

As the UCF men's basketball team's 2024-25 non-conference slate inches closer to its conclusion, the squad continues to build the in-game chemistry and consistency it will need for its second go-around against Big 12 Conference foes.

Its efforts culminated in one of the more complete all-around showings of the season thus far against California Baptist Sunday evening.

The Black and Gold held their opposition to fewer than 60 points for the first time this season and saw four Knights eclipse double-digit scoring in their latest victory, a 74-59 win over the Lancers at Addition Financial Arena Sunday.

UCF (6-2) entered play boasting an already-impressive 74-9 record when limiting opponents to fewer than 60 points in the Dawkins era, and was 84-16 when holding its opposition to under 40 percent shooting from the field. The Knights accomplished both in their sixth win of the campaign, improving to 75-9 and 85-16, respectively, in both scenarios while also snatching double-digit steals for the second time in their last three games.

Senior guard Darius Johnson, one game removed from nailing a career-high eight 3-point shots against Milwaukee Nov. 27, was responsible for seven of his team's 11 steals on the night, a total that not only bested California Baptist's (5-4) team total of six but also tied his career high set at Wichita State Feb. 8, 2023. His seven steals rank tied for seventh most in a single game in program history as well.

Indeed, the Lancers entered the evening averaging just 8.8 turnovers per game, good for the fewest in the WAC and the fourth fewest in the nation behind only Ole Miss (8.1), UC San Diego (8.4) and Mississippi State (8.4).

Though not one of his more prolific evenings on the offensive end, Johnson (11) also joined Keyshawn Hall (15), Moustapha Thiam (11) and Jordan Ivy-Curry (10) as one of four Knights to score at least 10 points in the winning effort.

Hall paced his squad in scoring through the first 10 minutes of action, scoring seven of UCF's first nine points, including the Knights' first triple, as California Baptist jumped out to an early 13-9 advantage.

On the heels of four points from Thiam and Tyler Hendricks, the Black and Gold were able to find the offensive traction they needed as the game clock ticked down below six minutes to play in the opening half.

Ivy-Curry and Dallan 'Deebo' Coleman ignited a 19-9 run to finish the first 20 minutes of play, combining for four points on a layup and a pair of free throws before Coleman and Benny Williams converted back-to-back 3-point tries. Johnson later added his first two triples of the night to help push UCF out to a 32-29 halftime lead.

The Knights in the last 20 minutes continued to build on the lead they took into the second stanza, starting with a key 14-7 half-opening run.

Thiam, Johnson, Hall and JJ Taylor combined for UCF's first 19 points coming out of the break, highlighted by two straight triples by Taylor and Hall that forced the Lancers to call their third timeout of the contest with 13:33 to play and the Black and Gold holding a 46-36 advantage.

UCF continued to pad its lead following the resumption of play, led by three points from both Thiam and Hall as the margin grew to 15 with under eight minutes remaining. Seven converted tries from the free throw line accompanied by Ivy-Curry's first 3-pointer of the evening the rest of the way helped ice the Knights' sixth straight home win, their longest such streak since their six consecutive victories in Orlando Dec. 4, 2022–Jan. 11, 2023 against Samford, Tarleton State, Stetson, Wichita State, SMU and Memphis.

The winning effort also pushed the Knights' home non-conference regular-season win streak to nine straight dating back to their final three non-conference wins of the 2023-24 season against Bethune-Cookman, Florida A&M and Maine.

Official Basketball Box Score - Final
Tarleton St. at UCF
12/08/24 Addition Financial Arena, Orlando
2024-25 Men's Basketball

Game Time: 1:00 PM
Game Duration: 2:04
Attendance: 5,859

Officials: Randy McCall, Rick Crawford, James Duke

Tarleton St. - 51 Record: 3-8

NO.	Name		Min	FG M-A	3P M-A	FT M-A	Rebounds OR	DR	TOT	Fouls PF	FD	TP	AS	TO	ST	Blocks BS	BA	+/-
10	Keitenn Bristow	F	35:31	4-10	0-1	0-0	1	6	7	2	2	8	4	8	1	2	1	-10
23	Chris Mpaka	F	24:34	4-11	0-0	3-6	4	5	9	2	4	11	1	3	1	1	3	-14
0	Izzy Miles	G	39:10	4-10	0-2	1-3	0	2	2	4	6	9	3	3	8	0	1	-14
11	Bubu Benjamin	G	25:45	5-7	3-3	0-0	0	1	1	3	0	13	1	4	1	0	0	-13
21	Nick Krass	G	30:52	1-5	0-1	0-0	1	2	3	5	0	2	1	2	0	0	1	-4
8	Joseph Martinez		07:10	0-0	0-0	0-0	0	0	0	0	0	0	0	0	0	0	0	-10
4	Jordan Mizell		21:40	2-3	0-0	0-0	2	1	3	2	0	4	0	0	0	0	0	-8
3	Ronnie Harrison Jr.		14:28	2-6	0-0	0-0	3	1	4	2	1	4	0	2	0	0	0	-1
1	Matt Krass		00:50	0-1	0-0	0-0	0	0	0	0	0	0	0	0	0	0	0	-1
Team							3	3	6			0		1				
Totals				22-53	3-7	4-9	14	21	35	20	13	51	10	23	11	3	6	-15

Technical Fouls:: NONE

Shooting By Period		
1st FG%	9-25	36.0%
3PT%	0-2	0.0%
FT%	3-7	42.9%
2nd FG%	13-28	46.4%
3PT%	3-5	60.0%
FT%	1-2	50%
GM FG%	22-53	41.5%
3PT%	3-7	42.9%
FT%	4-9	44.4%

Dead Ball Rebounds: 1, 0

UCF - 66 Record: 7-2

NO.	Name		Min	FG M-A	3P M-A	FT M-A	Rebounds OR	DR	TOT	Fouls PF	FD	TP	AS	TO	ST	Blocks BS	BA	+/-
52	Moustapha Thiam	C	30:60	4-9	0-1	2-2	3	6	9	3	2	10	1	2	2	6	0	19
0	Jordan Ivy-Curry	G	26:41	5-12	4-10	2-2	4	2	6	2	2	16	2	2	3	0	0	12
3	Darius Johnson	G	38:52	2-5	2-4	4-4	0	2	2	1	5	10	7	5	3	0	1	19
4	Keyshawn Hall	G	28:28	1-7	1-4	5-6	3	3	6	2	4	8	0	1	1	0	2	13
6	Dallan "Deebo" Coleman	G	24:35	3-9	1-7	1-1	2	1	3	2	4	8	2	1	1	0	0	13
2	JJ Taylor		15:25	1-3	1-3	3-5	0	4	4	1	2	6	0	3	0	0	0	2
22	Nils Machowski		06:02	0-1	0-1	0-0	0	1	1	1	0	0	0	0	0	0	0	-6
5	Benny Williams		16:46	2-4	0-0	2-2	2	1	3	1	1	6	1	1	0	0	0	3
35	Rokas Jocius		03:46	0-0	0-0	0-0	0	0	0	0	0	0	0	0	0	0	0	-5
7	Dior Johnson		08:25	1-3	0-1	0-0	0	0	0	0	0	2	1	1	2	0	0	5
Team							2	1	3			0		1				
Totals				19-53	9-31	19-22	16	21	37	13	20	66	14	17	12	6	3	15

Technical Fouls:: NONE

Shooting By Period		
1st FG%	8-32	25.0%
3PT%	3-17	17.6%
FT%	10-13	76.9%
2nd FG%	11-21	52.4%
3PT%	6-14	42.9%
FT%	9-9	100%
GM FG%	19-53	35.8%
3PT%	9-31	29.0%
FT%	19-22	86.4%

Dead Ball Rebounds: 0, 0

	TAR	UCF
Biggest lead	5 (1st 10:28)	16 (2nd 17:24)
Best Scoring Run	12(2nd 10:23)	10(1st 3:29)
Lead Changes	2	
Times Tied	1	
Time with Lead	06:47	31:28

Points from	TAR	UCF
Turnovers	22	26
Paint	32	12
Second Chance	9	17
Fast Breaks	7	13
Bench	8	14

Period by Period Scoring	1st	2nd	TOT
TAR	21	30	51
UCF	29	37	66

Game 9 • UCF 66, Tarleton State 51
December 8, 2024
Orlando, Fla.

Led by a second-half offensive surge and a stifling defensive effort throughout the contest, the UCF men's basketball team notched its seventh victory of the winter campaign with its 66-51 win over Tarleton State at Addition Financial Arena Sunday afternoon.

"We knew it would be a very competitive game defensively," said head coach Johnny Dawkins. "They're one of the best teams in the country at forcing turnovers. I give our guys a lot of credit. We built a lead, and they did a good job of continuing to play hard and make plays."

The winning effort pushed UCF's (7-2) record to a season high five games north of .500 with two tilts remaining in its non-conference slate and extended the Knights' regular-season non-conference home win streak to 10 consecutive games dating back to their three 2023-24 victories over Maine (Dec. 18), Florida A&M (Dec. 21) and Bethune-Cookman (Dec. 29).

Against the Texans (3-8) Sunday, UCF yielded a season low 51 points, besting its previous season low of 59 against California Baptist Dec. 1, and forced a season high 23 Tarleton State turnovers, its highest single-game total since forcing 26 against Bethune-Cookman Dec. 29, 2023.

In the absence of early offensive momentum, the Black and Gold stepped up on the defensive end of the floor amid the early portion of the afternoon's affairs. Though the squad managed just two Moustapha Thiam field goals to accompany five free throws through the 7:38 media timeout, UCF limited the Texans to 12 points of their own in that span.

With his squad trailing 15-11 with 6:38 to play in the first half, a pair of Benny Williams free throws aided his team's offensive scheme in catching up to its defensive efforts.

Darius Johnson drilled his first two 3-point shots of the contest around field goals by Williams and Dior Johnson, and JJ Taylor followed with UCF's third triple in the two-and-a-half-minute span.

Two more makes from the line by Thiam within the final two minutes helped balloon UCF's advantage to 29-21 entering the halftime break.

Keyshawn Hall and Jordan Ivy-Curry ensured UCF's offense carried quickly over to the second half, opening the final 20 minutes with back-to-back 3-point shots that pushed the Black and Gold's lead to 35-23. Dallan 'Deebo' Coleman then added five unanswered points followed by two more Hall free throws, and UCF owned its largest advantage of the game, 42-26, with 15:26 to play.

After the Texans fought their way back into the contest with a 12-0 run, Ivy-Curry took up his mantle as the team's leading scorer to help widen the margin once more. He followed points from Thiam, Coleman, Hall and Darius Johnson with his second make from beyond the arc, and quickly added his third and fourth in the midst of a personal 8-0 stretch.

The fifth-year transfer, who entered the evening representing UCF's leading scorer with an average of 16.0 points per game, matched his season total with a game-high 16 Sunday, on the strength of 40 percent shooting (4-for-10) from beyond the arc, also marking his ninth straight game in double figures.

Thiam also produced a standout defensive showing, as his six blocks matched his previous season high set during UCF's season-opening 64-61 victory over then-No. 13 Texas A&M, a mark that represents a single-game Big 12 Conference high this winter. The freshman narrowly missed notching his first collegiate double-double with a season high nine rebounds as well.

Official Basketball Box Score - Final
Tulsa at UCF
12/14/24 Amerant Bank Arena, Sunrise
2024-25 Men's Basketball

Game Time: 2:00 PM
Game Duration: 2:1
Attendance: 7,86

Officials: Olandis Poole, Josue Nieves, Blake Harris

Tulsa - 75 Record: 4-7

NO.	Name		Min	FG M-A	3P M-A	FT M-A	Rebounds OR	DR	TOT	Fouls PF	FD	TP	AS	TO	ST	Blocks BS	BA	+/-
35	Ian Smikle	F	21:12	1-4	0-0	1-4	2	3	5	5	3	3	1	2	0	0	2	-20
0	Keaston Willis	G	35:35	7-13	6-9	2-2	2	3	5	2	1	22	1	0	1	0	2	-11
2	Dwon Odom	G	35:27	7-14	0-1	6-7	0	3	3	4	4	20	7	4	0	1	1	-11
4	Braeden Carrington	G	34:54	1-4	1-4	3-4	1	5	6	2	3	6	2	1	1	1	0	-14
8	Tyshawn Archie	G	25:11	2-10	1-4	1-3	0	2	2	1	2	6	4	2	2	0	2	-13
1	Matthew Reed		16:42	3-6	1-3	3-3	1	4	5	2	3	10	1	0	0	0	0	11
6	Justin Amadi		24:22	3-5	0-0	2-3	2	0	2	3	4	8	0	0	0	0	0	-1
9	Tyler Behrend		02:01	0-1	0-0	0-0	0	1	1	0	0	0	0	0	0	0	0	-5
5	Jesaiah McWright		00:12	0-0	0-0	0-0	0	0	0	0	0	0	0	0	0	0	0	-3
3	Jaye Nash		04:24	0-0	0-0	0-0	0	0	0	0	0	0	1	0	0	0	0	2
Team							4	0	4			0		2				
Totals				24-57	9-21	18-26	12	21	33	19	20	75	17	11	4	2	7	-13

Technical Fouls:: NONE

Shooting By Period		
1st FG%	14-27	51.9%
3PT%	6-11	54.5%
FT%	5-10	50%
2nd FG%	10-30	33.3%
3PT%	3-10	30.0%
FT%	13-16	81.3%
GM FG%	24-57	42.1%
3PT%	9-21	42.9%
FT%	18-26	69.2%

Dead Ball Rebounds: 4, 3

UCF - 88 Record: 8-2

NO.	Name		Min	FG M-A	3P M-A	FT M-A	Rebounds OR	DR	TOT	Fouls PF	FD	TP	AS	TO	ST	Blocks BS	BA	+/-
52	Moustapha Thiam	C	32:30	5-11	0-1	4-7	2	6	8	1	8	14	3	1	0	5	0	19
0	Jordan Ivy-Curry	G	34:49	6-12	4-7	0-0	1	1	2	2	0	16	4	0	0	0	1	13
3	Darius Johnson	G	29:45	3-14	1-5	2-2	1	0	1	3	1	9	3	0	1	1	1	17
4	Keyshawn Hall	G	29:46	5-11	0-2	4-5	1	5	6	4	4	14	3	0	0	1	0	8
6	Dallan "Deebo" Coleman	G	32:30	6-8	2-3	6-6	3	6	9	1	3	20	2	0	2	0	0	17
15	Tyler Hendricks		07:30	0-1	0-1	0-0	0	0	0	2	0	0	1	0	0	0	0	-4
35	Rokas Jocius		04:19	2-3	0-1	0-0	1	0	1	1	0	4	0	0	0	0	0	-3
7	Dior Johnson		09:34	1-2	0-1	2-2	0	2	2	3	2	4	2	0	1	0	0	1
5	Benny Williams		13:25	3-5	1-1	0-2	2	2	4	3	1	7	1	2	1	0	0	2
22	Nils Machowski		05:52	0-0	0-0	0-0	0	0	0	0	0	0	0	1	0	0	0	-5
Team							4	0	4			0		1				
Totals				31-67	8-22	18-24	15	22	37	20	19	88	19	5	5	7	2	13

Technical Fouls:: NONE

Shooting By Period		
1st FG%	17-34	50.0%
3PT%	7-16	43.8%
FT%	4-4	100%
2nd FG%	14-33	42.4%
3PT%	1-6	16.7%
FT%	14-20	70%
GM FG%	31-67	46.3%
3PT%	8-22	36.4%
FT%	18-24	75.0%

Dead Ball Rebounds: 3, 3

	TUL	UCF
Biggest lead	6 (1st 2:45)	13 (2nd 0:19)
Best Scoring Run	12(1st 2:45)	11(1st 0:47)
Lead Changes	4	
Times Tied	7	
Time with Lead	02:46	33:17

Points from	TUL	UCF
Turnovers	12	11
Paint	24	44
Second Chance	13	25
Fast Breaks	14	15
Bench	18	15

Period by Period Scoring	1st	2nd	TOT
TUL	39	36	75
UCF	45	43	88

Game 10 • UCF 88, Tulsa 75
December 14, 2024
Sunrise, Fla.

A host of Knights shone bright in south Florida on Saturday afternoon as the UCF men's basketball team topped former conference-mate Tulsa 88-75 at the AutoNation Orange Bowl Basketball Classic to improve to 8-2 on the campaign.

Dallan 'Deebo' Coleman was dubbed as the game's MVP, scoring a season-high 20 points and tying a career-high in rebounds with nine while collecting a pair of steals and assists. Moustapha Thiam chimed in with another tremendous performance, scoring a career-best 14 points while tallying five blocks with eight rebounds and three assists; it was his third game of the season and second straight with five or more rejections. Keyshawn Hall contributed 14 points as well, while Jordan Ivy-Curry sunk a quartet of triples to the tune of 16 points.

Darius Johnson, who's graduation happened to fall on gameday, opened the scoring with a three-pointer. The Knights continued to set the pace of play in the first, taking care of business on the offensive end, but saw Tulsa answer nearly every trip down the floor in a first half that saw both sides shoot 50% or better. UCF was unable to build a lead bigger than four throughout the first 11 minutes, but never trailed over that span.

The Golden Hurricane took its first lead of the contest 8:38 into the first half at 24-22. Ivy-Curry answered immediately with a two-point basket, only to see it answered again by Tulsa. UCF strung together an 8-0 run, with five points from Benny Williams and a Coleman three-pointer, to pull ahead 32-26 with 4:41 remaining. The Golden Hurricane responded in a big way, piecing together a 12-0 run over the next 1:55 of action to build their biggest lead of the game, forcing UCF to burn a timeout.

Ivy-Curry took it upon himself to answer Tulsa's run, swishing two three-pointers on back-to-back possessions, erasing the enemy's six-point edge in the blink of an eye. The momentum continued as Dior Johnson tossed in a tough layup, followed by a Coleman triple to cap an 11-0 UCF run, putting the Black in Gold back on top 43-38. One free throw the way of Tulsa and two for the Knights in the final 14 seconds sent UCF into halftime with a 45-39 advantage. Thirteen of Ivy-Curry's 16 points on the afternoon came in the first half.

The Knights scored the first two baskets of the second stanza, jumping in front by double digits for the first time in the contest. UCF continued to try to push the lead higher, going up 12 over the first 5:06 of the half. Tulsa continued to be pesky, piecing together a 5-0 run to draw back within seven at 58-51 with 14:04 left to play. The Golden Hurricane missed 10 of their first 13 shots in the second half, trailing by nine with 10:25 to go.

Tulsa did their best to creep back into the contest, slicing the UCF lead down to just two points with 5:55 to play. A Thiam slam and a pair of free throws from Hall pushed the lead back up to six at 74-68 with 4:05 remaining. A jumper from the paint for Tulsa was followed by five consecutive points for the Knights, building the lead back up to nine. A Darius layup followed by another Ivy-Curry triple ballooned UCF's lead back to a dozen with just under a minute to play, all but sealing the deal in an 88-75 final.

Thiam's five blocks give him 25 rejections on the campaign, which is close to Tacko Fall's 26 through 10 games during his 2015-16 rookie season. Fall set UCF's rookie record for blocks in a season with 70, a record that could be challenged by the fellow Dakar, Senegal native a decade later. Thiam has been dialed in over the last three contests, averaging 11.7 points, 8.0 rebounds, and 4.7 blocks per game, all while shooting 48.1% from the floor. Ivy-Cury is leading all UCF scorers over the last trio of games, averaging 14.0 points while shooting 45% (9-for-20) from the three-point arc.

The Knights coughed up just five turnovers in the contest, their lowest total of the season after turning the rock over a season-high 17 times their last time out. After shooting exactly 50% in the first half, the Black and Gold finished the contest shooting 46.3% from the field, their third-highest clip of the season. UCF's 19 assists were the second-best mark on the campaign, second to only the 20 it tallied against Florida Atlantic.

The result events the Knights' all-time record against Tulsa at 15 apiece after ripping off eight wins in the last 10 meetings between the two sides. Saturday's contest was the first time the two former conference foes had met on a neutral court.

With the MVP nod, Coleman joins Marcus Jordan as Knights to win the Orange Bowl Basketball Classic honor. Jordan had 23 points in an 84-78 comeback effort against Miami on Dec. 18, 2010, a win that was later vacated due to NCAA sanctions. UCF's 88 points on Saturday tie for the sixth-most in Orange Bowl history. The 19 assists were three away from setting the Classic's record, tying for fifth in the process. Thiam's five blocks joined five others to reach the same mark to tie for fourth in the game's history and was the most since Florida State's Boris Bojanovsky had seven in 2013.

Official Basketball Box Score - Final
Jacksonville at UCF
12/21/24 Addition Financial Arena, Orlando
2024-25 Men's Basketball

Game Time: 6:00 PM
Game Duration: 2:01
Attendance: 6,155

Officials: Doug Sirmons, James Duke, Chris Merk

Jacksonville - 66 **Record: 6-6**

NO.	Name		Min	FG M-A	3P M-A	FT M-A	Rebounds OR	DR	TOT	Fouls PF	FD	TP	AS	TO	ST	Blocks BS	BA	+/-
16	Zimi Nwokeji	F	21:03	1-6	1-5	0-0	1	4	5	2	0	3	1	1	0	1	0	-12
33	Donovan Rivers	F	21:41	2-3	0-0	0-0	1	2	3	1	0	4	0	0	0	0	0	-6
1	Chris Arias	G	22:04	2-6	0-2	3-3	1	3	4	0	3	7	2	3	0	0	0	-17
8	Jakari Spence	G	26:29	2-7	0-0	3-4	0	0	0	2	4	7	4	2	4	0	1	-3
13	Robert McCray	G	27:08	7-12	1-2	3-4	0	1	1	4	2	18	4	3	2	1	2	-23
0	Stephon Payne III		15:32	1-3	0-0	3-4	1	0	1	3	3	5	0	1	1	0	0	-15
5	Zach Bell		18:42	2-3	0-0	0-0	1	0	1	3	0	4	0	1	2	0	0	-15
9	Kendall Munson		15:11	1-3	0-0	0-1	0	2	2	2	1	2	0	3	0	1	1	-10
11	Kent Jackson		10:41	0-4	0-4	2-2	0	0	0	1	1	2	0	0	0	0	0	2
23	Enrico Borio		17:39	4-7	3-6	0-0	0	2	2	2	0	11	0	2	3	1	0	-6
15	Tito Deng		02:48	1-2	1-1	0-0	0	0	0	0	0	3	0	0	0	0	0	1
34	Fuentes Maximus		01:02	0-0	0-0	0-0	0	0	0	0	0	0	0	0	0	0	0	4
Team							3	2	5			0		1				
Totals				23-56	6-20	14-18	8	16	24	20	14	66	11	17	12	4	4	-20

Shooting By Period			
1st	FG%	12-28	42.9%
	3PT%	2-11	18.2%
	FT%	3-4	75%
2nd	FG%	11-28	39.3%
	3PT%	4-9	44.4%
	FT%	11-14	78.6%
GM	FG%	23-56	41.1%
	3PT%	6-20	30.0%
	FT%	14-18	77.8%

Dead Ball Rebounds: 3, 0

Technical Fouls:: NONE

UCF - 86 **Record: 9-2**

NO.	Name		Min	FG M-A	3P M-A	FT M-A	Rebounds OR	DR	TOT	Fouls PF	FD	TP	AS	TO	ST	Blocks BS	BA	+/-
52	Moustapha Thiam	C	26:27	4-4	0-0	2-4	2	3	5	3	2	10	1	0	1	3	0	24
0	Jordan Ivy-Curry	G	28:14	6-12	5-9	2-2	0	3	3	4	1	19	2	2	3	0	1	25
3	Darius Johnson	G	30:09	3-5	2-3	4-4	1	5	6	2	5	12	3	4	5	0	0	20
4	Keyshawn Hall	G	28:06	5-7	1-2	10-11	0	3	3	0	8	21	3	2	2	1	1	22
6	Dallan "Deebo" Coleman	G	21:49	1-4	1-1	2-2	0	5	5	1	3	5	1	2	1	0	1	12
35	Rokas Jocius		11:37	1-1	0-0	0-0	0	0	0	2	0	2	1	1	0	0	0	-7
22	Nils Machowski		07:56	0-1	0-0	0-0	0	1	1	0	0	0	0	1	0	0	0	-1
24	Jaylin Sellers		12:16	3-4	1-2	0-0	0	1	1	1	0	7	1	3	0	0	0	6
5	Benny Williams		13:50	2-2	0-0	2-2	1	2	3	0	1	6	1	0	0	0	0	1
7	Dior Johnson		09:54	2-4	0-0	0-0	0	1	1	0	0	4	3	1	0	0	1	0
15	Tyler Hendricks		05:31	0-2	0-0	0-0	1	1	2	1	0	0	0	0	0	0	0	3
1	Mikey Williams		03:12	0-0	0-0	0-0	0	0	0	0	0	0	1	1	0	0	0	-2
20	Poohpha Warakulnukroh		00:59	0-0	0-0	0-0	0	0	0	0	0	0	0	1	0	0	0	-3
Team							0	1	1			0		0				
Totals				27-46	10-17	22-25	5	26	31	14	20	86	17	18	12	4	4	20

Shooting By Period			
1st	FG%	15-26	57.7%
	3PT%	6-10	60.0%
	FT%	11-12	91.7%
2nd	FG%	12-20	60.0%
	3PT%	4-7	57.1%
	FT%	11-13	84.6%
GM	FG%	27-46	58.7%
	3PT%	10-17	58.8%
	FT%	22-25	88.0%

Dead Ball Rebounds: 1, 0

Technical Fouls:: NONE

	JAX	UCF
Biggest lead	0 (1st 20:00)	25 (2nd 1:19)
Best Scoring Run	5(2nd 19:27)	10(1st 0:14)
Lead Changes	0	
Times Tied	0	
Time with Lead	00:00	37:09

Points from	JAX	UCF
Turnovers	25	17
Paint	32	28
Second Chance	12	10
Fast Breaks	8	15
Bench	27	19

Period by Period Scoring	1st	2nd	TOT
JAX	29	37	66
UCF	47	39	86

Game 11 • UCF 86, Jacksonville 66
December 21, 2024
Orlando, Fla.

Though his time on the floor was brief, the impact it brings will carry through the remainder of the 2024-25 campaign.

Shortly after taking the floor for the first time this season, marking the completion of his recovery from a preseason injury, senior guard Jaylin Sellers received a lob from junior transfer Keyshawn Hall and elicited a roar from the Addition Financial Arena crowd with an emphatic dunk.

The season debuts of Sellers and redshirt freshman Mikey Williams, coupled with four Knights eclipsing double-digit scoring, highlighted UCF's latest win, a convincing 86-66 effort over the visiting Jacksonville Dolphins that punctuated the Black and Gold's 2024-25 non-conference slate Saturday evening.

The Knights' (9-2) victory over their in-state foe, one that featured the team's highest single-game field goal percentage in almost five years (58.7 percent), also put a bow on their first perfect home non-conference showing since the 2011-12 season. When factoring in its Saturday win, UCF went a perfect 8-0 in Orlando against No. 13 Texas A&M, Purdue Fort Wayne, Florida Atlantic, Tennessee Tech, Milwaukee, California Baptist, Tarleton State and Jacksonville.

The early dunk not only represented a positive next step in Sellers' journey back to peak game condition, but also ignited UCF's offense to help complement the team's defensive efforts to start the evening's affairs.

Prior to Jaylin's entry with just under 13 minutes to play in the first half, the Knights clung to an 11-7 advantage, yielding just three Dolphins (6-6) field goals. His dunk kickstarted an offensive flurry for the Black and Gold, beginning with four Dior Johnson points and three straight converted 3-point tries by Jordan Ivy-Curry.

Once the contest reached a media break with 3:35 to play in the first half, UCF had opened its lead to 32-21, an advantage that ballooned to 47-29 at halftime thanks to a fourth Ivy-Curry triple, the first 3-point shot from Hall, and made free throws by Hall, Ivy-Curry and Benny Williams.

Defensively, UCF limited Jacksonville to just a buzzer-beating 3-point field goal in the final 2:46 of the first 20 minutes, while Ivy-Curry paced the squad with 16 first-half points on 5-of-7 shooting including his four triples.

Ivy-Curry opened the final period with his fifth 3-pointer of the evening, matching his season high in 3-point field goals made against LSU Nov. 24 and securing his third consecutive game with at least four triples and his fifth such showing this season.

His 19 points also clinched his 11th consecutive game in double figures to begin his Knights tenure, one shy of matching Sellers' 12 to begin the 2023-24 campaign.

Hall, meanwhile, who totaled a game-high 21 to record his fourth 20-plus-point display of the year, followed Ivy-Curry's second-half triple with four straight points before finishing a layup at the rim that pushed the Knights' lead up to 57-39 with 14:32 to play.

As the Knights retained command of the contest down the stretch, Williams joined Sellers in making his season debut on the heels of Sellers' first 3-point shot of the season.

Though Williams will wait just a bit longer for his first collegiate points, the redshirt freshman produced a well-executed bounce pass to junior Rokas Jocius for his first career assist with two minutes remaining.

The Knights' 58.7 overall field goal percentage marked their best in a single game since their mark of 60.4 against Temple Jan. 2, 2019, and the squad's 58.8 success rate from beyond the arc (10-for-17) marked its highest since it nailed 12 triples (12-for-20, 60 percent) against Michigan Dec. 30, 2021. UCF's Saturday effort also marked its fourth game with at least 10 3-point field goals this season, joining its contests against Florida Atlantic Nov. 12 (13), LSU Nov. 24 (10) and Milwaukee Nov. 27 (11).

Official Basketball Box Score - Final
UCF at Texas Tech
12/31/24 United Supermarkets Arena, Lubbock
2024-25 Men's Basketball

Game Time: 1:00 PM
Game Duration: 2:07
Attendance: 12,767

Officials: Michael Greenstein, Antinio Petty, Brooks Wells

UCF - 87 **Record: 10-2 (1-0)**

NO.	Name		Min	FG M-A	3P M-A	FT M-A	Rebounds OR	DR	TOT	Fouls PF	FD	TP	AS	TO	ST	Blocks BS	BA	+/-
52	Moustapha Thiam	C	17:11	4-6	2-3	0-1	1	2	3	5	1	10	1	1	0	1	0	13
0	Jordan Ivy-Curry	G	30:50	1-7	0-4	7-7	0	0	0	3	3	9	0	1	0	0	1	4
3	Darius Johnson	G	35:00	7-10	2-3	8-10	1	2	3	2	6	24	4	3	1	0	1	-1
4	Keyshawn Hall	G	36:17	9-13	4-4	0-0	2	6	8	1	4	22	2	4	0	1	1	1
6	Dallan "Deebo" Coleman	G	31:02	2-4	1-2	2-2	1	6	7	3	1	7	1	2	1	0	0	8
24	Jaylin Sellers		13:49	3-6	1-2	0-0	0	1	1	1	0	7	1	1	1	0	1	-3
5	Benny Williams		17:24	2-5	0-2	0-0	0	3	3	2	0	4	0	1	1	0	1	-8
35	Rokas Jocius		09:08	1-4	0-2	0-0	0	1	1	0	0	2	0	0	0	0	0	2
1	Mikey Williams		05:00	0-0	0-0	2-2	1	1	2	0	2	2	0	1	0	0	0	5
2	JJ Taylor		04:19	0-1	0-1	0-0	1	1	2	1	0	0	0	0	0	0	0	-1
Team							2	2	4			0		0				
Totals				29-56	10-23	19-22	9	25	34	18	17	87	9	14	4	2	5	4

Shooting By Period			
1st	FG%	16-28	57.1%
	3PT%	6-14	42.9%
	FT%	9-10	90%
2nd	FG%	13-28	46.4%
	3PT%	4-9	44.4%
	FT%	10-12	83.3%
GM	FG%	29-56	51.8%
	3PT%	10-23	43.5%
	FT%	19-22	86.4%

Dead Ball Rebounds: 0, 0

Technical Fouls:: NONE

Texas Tech - 83 **Record: 9-3 (0-1)**

NO.	Name		Min	FG M-A	3P M-A	FT M-A	Rebounds OR	DR	TOT	Fouls PF	FD	TP	AS	TO	ST	Blocks BS	BA	+/-
5	Darrion Williams	F	27:54	5-16	0-3	1-1	2	3	5	2	1	11	3	2	2	1	1	-1
15	JT Toppin	F	27:37	11-19	0-2	4-8	4	6	10	2	8	26	2	2	0	4	1	1
0	Chance McMillian	G	35:32	4-11	1-4	3-3	1	1	2	0	3	12	0	1	2	0	0	-3
3	Elijah Hawkins	G	23:38	3-8	0-2	5-5	2	2	4	5	4	11	3	1	2	0	0	7
24	Kerwin Walton	G	08:24	0-1	0-0	0-0	0	0	0	0	0	0	0	0	0	0	0	-7
1	Kevin Overton		32:56	3-8	2-4	1-1	0	2	2	3	1	9	0	1	0	0	0	-1
4	Christian Anderson		23:25	1-3	0-1	0-0	0	2	2	5	1	2	5	1	0	0	0	-8
33	Federiko Federiko		20:34	6-6	0-0	0-0	2	2	4	0	0	12	0	2	0	0	0	-8
Team							6	3	9			0		0				
Totals				33-72	3-16	14-18	17	21	38	17	18	83	13	10	6	5	2	-4

Shooting By Period			
1st	FG%	16-36	44.4%
	3PT%	2-8	25.0%
	FT%	7-7	100%
2nd	FG%	17-36	47.2%
	3PT%	1-8	12.5%
	FT%	7-11	63.6%
GM	FG%	33-72	45.8%
	3PT%	3-16	18.8%
	FT%	14-18	77.8%

Dead Ball Rebounds: 1, 0

Technical Fouls:: NONE

	UCF	TTU
Biggest lead	18 (2nd 10:06)	4 (1st 18:52)
Best Scoring Run	9(1st 14:17)	11(2nd 7:30)
Lead Changes	3	
Times Tied	2	
Time with Lead	35:14	02:42

Points from	UCF	TTU
Turnovers	16	16
Paint	28	52
Second Chance	9	18
Fast Breaks	2	6
Bench	15	23

Period by Period Scoring	1st	2nd	TOT
UCF	47	40	87
TTU	41	42	83

Game 12 • UCF 87 , Texas Tech 83
December 31, 2024
Lubbock, Texas

The UCF men's basketball team started celebrating the new year early by launching fireworks of its own before the stroke of midnight in its Big 12 Conference opener, topping Texas Tech 87-83 thanks to a second-consecutive game shooting greater than 50% from the field. Keyshawn Hall was a perfect seven-for-seven from the floor in the first half, dropping 17 points while Darius Johnson had 17 of his own in the second to power the Knights to a New Year's Eve victory on the road.

UCF's offense was on display for the entirety of the first half, shooting 57.1% with 47 points, tied for the most in a game this season. The offensive eruption was a continuation of the Knights' last contest 10 days ago, thumping Jacksonville 86-66 while shooting 58.7%, the highest mark since shooting 60.4% against Temple on Jan. 2, 2019. Hall led the charge on Tuesday afternoon, starting the contest a perfect 7-for-7 from the floor including a trio of three pointers, chalking up 17 points in the first half.

Texas Tech opened the scoring with two buckets in its first two trips down the floor. The pair of quick scores wound up being the Red Raiders' largest lead of the game just 68 seconds into the contest. UCF's first points game on a couple of Johnson free throws at the 17:45 mark. Hall got going with a defensive rebound and a jumper and also scored on the Knights next trip down the floor, locking the score at 6-6. Dallan 'Deebo' Coleman earned a steal and got his first points of the tilt 4:30 into it, putting UCF in front. Another Hall layup followed by a Coleman three-pointer gave the Knights an early seven-point edge at 13-6 with 14:17 remaining.

The Red Raiders jumped in front briefly with an 8-0 run over the next 90 seconds or so, but proved to be their final lead of the contest at 14-13. Moustapha Thiam banged home a three-pointer to get the Black and Gold back in front, his first of two made triples on three total attempts from deep on the afternoon, doubling his season total of made threes.

The first half lead didn't move north of six points until there were six minutes left in the opening frame as UCF pulled out to a 36-29 lead. Texas Tech continued to make shots in its own offensive end to the tune of a 44.4% clip to keep the game close as the Knights carried a 47-41 lead into the break.

UCF surrendered the first basket of the second half, but from there, it was nearly all Knights for the next five minutes. Thiam fought his way to the rim for a tip-in prior to a Hall three-pointer to put the Black and Gold up nine at 54-45. After a Texas Tech make to draw back within seven, Jordan Ivy-Curry nailed a step back jumper followed by a layup and three pointer from Thiam. Johnson drove the lane for a tough layup and put the Knights in front by 16 at 61-45.

The Knights continued to hold a double-digit lead, eventually reaching a game-best 18-point edge with 10:06 remaining with a trio of Ivy-Curry free throws, making it 71-53. Texas Tech responded with its best run of the game, putting up 11 straight points to whittle the lead to seven with 7:30 to play. The Red Raiders refused to go away, trimming the lead to six at 79-73 heading into the final media timeout.
Johnson was clutch down the stretch, burying a three-pointer from way downtown out of the media timeout to extend the lead back to nine. Texas Tech answered with two makes, but again Johnson had an answer, earning a pair of points in the paint to make it 84-78 with 2:30 on the clock. After missing the front end of a pair of free throws, Tech's JT Toppin, who finished the contest with a game-high 26 points, earned another pair for his team to cut UCF's lead to a single possession at 84-81 with 75 seconds to play.

Toppin again tried to carry his team back to a lead, scoring off a UCF turnover to make it a one-point game with 37 ticks of the clock left. Johnson was fouled bringing the ball up the floor on the ensuing possession with 19 seconds left and cashed in on his two free throws. The Red Raiders came up empty on their next possession as a missed three pointer to tie the contest went wide and eventually out of play, giving the Knights possession with eight seconds remaining. Johnson again was fouled and made one-of-two from the charity stripe to give UCF the 87-83 edge. Texas Tech's final heave was off as the Black and Gold secured the road victory and a 1-0 start to league play.

Johnson missed just twice in the second half, going five-of-six from the field, a perfect two-of-two from three-point range and five-of-six to compile 17 points. He led UCF on the stat sheet with 24 points, his fifth 20+ point outing this season and 13th of his career. Hall's 22-point performance was his second-straight game with 20 or more points after scoring 21 against Jacksonville. It was his fifth 20+ point showing on the campaign and 15th of his career. Only Ivy-Curry boasts more career 20+ point performances on UCF's roster with 18. Ivy-Curry had his double-digit point streak snapped on Tuesday, scoring nine points after earning 10 or more points in his first 11 games as a Knight.

UCF's 87-point performance in its Big 12 opener was more points than it had scored in any Big 12 regular season win during the 2023-24 campaign and one shy of tying the most they had scored in any conference game last season. UCF's 87 points represent the 44th time that UCF has scored 80 points or more under Dawkins, improving to 39-5 in those games. Dating back to last season, the Knights have won their last three Big 12 road games, beating Oklahoma State 77-71 on Feb. 28 and TCU 79-77 on March 9.

The Black and Gold's besting of Texas Tech snapped its perfect 8-0 record and dropped the Red Raiders to 12-17 all-time in Big 12 openers. UCF now leads the all-time series against Texas Tech 2-1 with a pair of consecutive wins, including a Big 12-play best 14 points in Orlando to the tune of a 75-61 win on Feb. 24 last season.

The Knights have won six straight with Tuesday's victory and is UCF's first six-game winning streak since the 2019-20 season. A win in its next contest would be the first seven-game winning streak since the Knights' magical 2018-19 season that ended in an NCAA Tournament berth and first win in March Madness in program history. UCF is out to a 10-2 start for the third time in the last four campaigns and fifth total time under Dawkins.

UCF sunk 10 three-pointers on Tuesday afternoon, its second consecutive game doing so and fifth total occurrence through 12 contests thus far. The Knights accomplished that feat just twice last season. Additionally, UCF already has three games where they've shot 50% or better from the floor after doing that just four times in the previous campaign.

Texas Tech's defense entered the game ranking 26th in the nation in scoring defense, averaging 63.3 points scored by opponents. UCF bested that mark by over 20 points, and also shot 51.8% on Tuesday, 12.3% better than the Red Raiders' 45th-ranked field goal percentage defense. The win was the 55th time a Dawkins-led UCF team has shot 50% or better, improving to 51-4 in those games.

Dawkins continues to have his squad dialed during the month of December, now 43-12 during the month in his tenure, including a perfect 4-0 this season.

Official Basketball Box Score - Final
Kansas at UCF
01/05/25 Addition Financial Arena, Orlando
2024-25 Men's Basketball

Game Time: 4:00 PM
Game Duration: 1:54
Attendance: 9,669

Officials: Kipp Kissinger, Roger Ayers, Tony Padilla

Kansas - 99 — **Record: 10-3 (1-1)**

NO.	Name		Min	FG M-A	3P M-A	FT M-A	Rebounds OR	DR	TOT	Fouls PF	FD	TP	AS	TO	ST	Blocks BS	BA	+/-
24	KJ Adams	F	23:44	3-6	0-0	1-2	4	5	9	1	1	7	3	1	0	2	2	33
1	Hunter Dickinson	C	22:58	12-17	0-1	3-3	4	5	9	1	2	27	1	4	1	3	1	29
0	Shakeel Moore	G	20:19	2-5	2-2	0-0	1	2	3	2	1	6	6	2	1	0	0	35
3	Dajuan Harris Jr.	G	23:23	5-13	1-4	0-0	2	4	6	0	0	11	2	1	1	0	0	22
5	Zeke Mayo	G	24:28	3-10	0-4	0-1	0	5	5	0	0	6	8	1	0	0	0	23
40	Flory Bidunga		21:10	6-8	0-0	0-0	2	3	5	2	1	12	1	0	0	6	1	24
6	Rylan Griffen		17:40	4-4	4-4	2-2	1	3	4	2	2	14	0	1	0	1	0	28
8	David Coit		16:31	1-8	1-6	0-2	1	2	3	1	1	3	4	0	3	0	1	27
2	AJ Storr		15:18	5-8	1-2	0-0	1	4	5	2	1	11	2	0	0	0	1	18
4	Rakease Passmore		06:55	0-3	0-0	0-0	1	1	2	2	0	0	3	0	0	0	1	7
22	Dillon Wilhite		04:32	1-1	0-0	0-0	0	0	0	0	0	2	0	0	0	0	0	7
12	Wilder Evers		03:02	0-0	0-0	0-0	0	2	2	1	0	0	0	0	0	0	0	2
Team							5	5	10			0		0				
Totals				42-83	9-23	6-10	22	41	63	15	9	99	30	10	6	12	7	51

Shooting By Period		
1st FG%	20-40	50.0%
3PT%	1-7	14.3%
FT%	3-4	75%
2nd FG%	22-43	51.2%
3PT%	8-16	50.0%
FT%	3-6	50%
GM FG%	42-83	50.6%
3PT%	9-23	39.1%
FT%	6-10	60.0%

Dead Ball Rebounds: 2, 1

Technical Fouls: Coach 1st 8:17

UCF - 48 — **Record: 10-3 (1-1)**

NO.	Name		Min	FG M-A	3P M-A	FT M-A	Rebounds OR	DR	TOT	Fouls PF	FD	TP	AS	TO	ST	Blocks BS	BA	+/-
52	Moustapha Thiam	C	18:39	1-5	0-3	2-2	0	1	1	2	1	4	0	2	0	1	0	-25
0	Jordan Ivy-Curry	G	18:42	1-5	1-2	2-2	0	1	1	0	0	5	0	1	0	0	0	-17
3	Darius Johnson	G	25:51	1-8	1-6	0-0	0	4	4	1	2	3	2	5	3	1	1	-31
4	Keyshawn Hall	G	29:08	4-17	2-8	2-2	2	4	6	1	2	12	1	0	3	1	5	-32
24	Jaylin Sellers	G	21:03	1-4	0-1	2-2	1	1	2	1	1	4	1	2	0	0	1	-28
6	Dallan "Deebo" Coleman		16:45	3-4	3-3	0-0	0	1	1	0	1	9	0	1	1	0	1	-19
35	Rokas Jocius		12:00	0-4	0-1	0-0	0	0	0	2	0	0	0	0	0	1	1	-17
5	Benny Williams		15:41	0-5	0-1	0-1	1	2	3	1	2	0	4	0	0	1	1	-21
1	Mikey Williams		11:48	1-4	0-1	0-0	0	0	0	1	1	2	2	1	0	0	0	-14
7	Dior Johnson		06:41	2-5	0-0	2-2	0	1	1	0	1	6	0	0	0	0	1	-12
2	JJ Taylor		12:56	0-4	0-2	3-7	1	2	3	0	3	3	1	1	0	0	1	-23
15	Tyler Hendricks		05:23	0-2	0-1	0-0	0	1	1	0	0	0	0	0	0	2	0	-8
22	Nils Machowski		05:23	0-1	0-1	0-0	0	2	2	0	0	0	0	0	0	0	0	-8
Team							7	0	7			0		1				
Totals				14-68	7-30	13-18	12	20	32	9	14	48	11	14	7	7	12	-51

Shooting By Period		
1st FG%	7-34	20.6%
3PT%	5-16	31.3%
FT%	6-6	100%
2nd FG%	7-34	20.6%
3PT%	2-14	14.3%
FT%	7-12	58.3%
GM FG%	14-68	20.6%
3PT%	7-30	23.3%
FT%	13-18	72.2%

Dead Ball Rebounds: 5, 1

Technical Fouls: Jocius 1st 14:00

	KAN	UCF
Biggest lead	51 (2nd 1:44)	0 (1st 20:00)
Best Scoring Run	13(2nd 7:14)	4(2nd 9:14)
Lead Changes	0	
Times Tied	0	
Time with Lead	39:26	00:00

Points from	KAN	UCF
Turnovers	18	3
Paint	62	10
Second Chance	37	16
Fast Breaks	9	9
Bench	42	20

Period by Period Scoring	1st	2nd	TOT
KAN	44	55	99
UCF	25	23	48

Game 13 • Kansas 99, UCF 48
January 5, 2025
Orlando, Fla.

The UCF men's basketball team fell in its 2024-25 Big 12 Conference home opener to the No. 7 Kansas Jayhawks, 99-48, at Addition Financial Arena Sunday evening.

With the defeat, UCF dropped to 10-3 on the season and 1-1 in league play, while the Jayhawks (10-3, 1-1 Big 12), earned their first conference victory of the season.

"Kansas played a great game," head coach Johnny Dawkins said. "They came in with a good focus and made a lot of connecting plays. We have to be better. Where we hang our hats, defensively and rebounding, it wasn't who we've been and who we want to be. We have to get back in the gym and work toward what we have to do to be successful in this conference."

A trio of 3-point shots by Jordan Ivy-Curry, Dallan 'Deebo' Coleman and Darius Johnson aided UCF in keeping pace with the seventh-ranked Jayhawks through a low-scoring, defensive first seven minutes, as the Knights entered the under-12 media timeout trailing 16-11.

Ivy-Curry, Keyshawn Hall and Jaylin Sellers each drilled a pair of free throw tries down the stretch, but in spite of two more triples by Hall and Coleman, Kansas brought a 44-25 advantage into the halftime break.

"We got knocked back early. They came out and made some plays at the basket with Hunter (Dickinson), who set the tone for them," Dawkins continued. "They were able to feed off of that. We tried to get it all back fast, and that's not who we've been. That helped snowball what was going on."

Dior Johnson's six points paced the Black and Gold's 23-point second half, aided by makes from beyond the arc by Hall and Coleman. Hall's 12 points led the squad as well, marking his fifth such occasion as UCF's leading scorer this season.

Official Basketball Box Score - Final
Colorado at UCF
01/08/25 Addition Financial Arena, Orlando
2024-25 Men's Basketball

Game Time: 7:00 PM
Game Duration: 2:21
Attendance: 8,204

Officials: Jeffery Anderson, Darron George, Deron White

Colorado - 74 — **Record: 9-5 (0-3)**

NO.	Name		Min	FG M-A	3P M-A	FT M-A	Rebounds OR	DR	TOT	Fouls PF	FD	TP	AS	TO	ST	Blocks BS	BA	+/-
23	Andrej Jakimovski	F	36:09	6-9	4-5	0-0	0	4	4	1	1	16	1	1	1	0	1	0
35	Assane Diop	F	21:24	1-2	0-0	7-8	1	5	6	4	5	9	5	1	1	0	0	0
50	Elijah Malone	C	21:08	3-8	0-0	0-1	2	0	2	2	3	6	3	4	0	0	2	2
3	Julian Hammond III	G	34:23	8-14	2-4	8-9	0	5	5	1	6	26	5	5	1	0	1	5
5	RJ Smith	G	35:10	2-8	0-3	0-0	1	7	8	2	0	4	0	6	3	0	3	2
6	Trevor Baskin		16:41	1-1	0-0	0-0	1	1	2	5	1	2	1	2	1	0	0	1
8	Bangot Dak		18:15	3-4	1-1	3-4	1	2	3	4	4	10	0	1	1	2	0	-1
7	Sebastian Rancik		12:17	0-0	0-0	0-0	0	0	0	1	0	0	0	0	0	0	0	-11
15	Felix Kossaras		02:27	0-0	0-0	1-2	0	0	0	2	1	1	0	1	0	0	0	-4
31	Harrison Carrington		02:07	0-0	0-0	0-0	0	1	1	0	0	0	0	0	0	0	0	1
Team							0	2	2			0		1				
Totals				24-46	7-13	19-24	6	27	33	22	21	74	15	22	8	2	7	-1

Shooting By Period		
1st FG%	10-20	50.0%
3PT%	3-6	50.0%
FT%	14-18	77.8%
2nd FG%	14-26	53.8%
3PT%	4-7	57.1%
FT%	5-6	83.3%
GM FG%	24-46	52.2%
3PT%	7-13	53.8%
FT%	19-24	79.2%

Dead Ball Rebounds: 2, 0

Technical Fouls: NONE

UCF - 75 — **Record: 11-3 (2-1)**

NO.	Name		Min	FG M-A	3P M-A	FT M-A	Rebounds OR	DR	TOT	Fouls PF	FD	TP	AS	TO	ST	Blocks BS	BA	+/-
52	Moustapha Thiam	C	28:52	2-4	0-0	2-2	1	2	3	4	2	6	0	3	0	3	0	0
0	Jordan Ivy-Curry	G	36:51	7-13	4-10	4-5	1	5	6	1	4	22	4	1	3	0	0	-1
3	Darius Johnson	G	32:16	5-13	2-6	5-6	1	4	5	3	6	17	2	2	4	1	0	6
4	Keyshawn Hall	G	35:21	5-14	2-7	6-9	3	4	7	4	6	18	1	1	1	1	1	2
6	Dallan "Deebo" Coleman	G	29:18	1-4	1-2	3-4	1	3	4	2	3	6	1	1	0	0	1	-4
35	Rokas Jocius		03:02	0-1	0-0	0-0	1	0	1	1	0	0	0	1	0	0	0	2
2	JJ Taylor		10:42	0-1	0-1	0-0	0	0	0	2	0	0	0	2	0	0	0	5
5	Benny Williams		12:45	1-3	1-2	1-2	0	0	0	2	1	4	2	0	1	2	0	-2
7	Dior Johnson		07:18	0-0	0-0	0-0	0	0	0	2	0	0	2	0	0	0	0	-5
1	Mikey Williams		03:35	1-3	0-0	0-0	0	0	0	0	0	2	0	0	0	0	0	2
Team							1	1	2			0		1				
Totals				22-56	10-28	21-28	9	19	28	21	22	75	12	12	9	7	2	1

Shooting By Period		
1st FG%	11-30	36.7%
3PT%	4-16	25.0%
FT%	8-12	66.7%
2nd FG%	11-26	42.3%
3PT%	6-12	50.0%
FT%	13-16	81.3%
GM FG%	22-56	39.3%
3PT%	10-28	35.7%
FT%	21-28	75.0%

Dead Ball Rebounds: 5, 0

Technical Fouls: NONE

	COL	UCF
Biggest lead	10 (2nd 14:16)	4 (1st 12:02)
Best Scoring Run	7(2nd 3:01)	8(1st 12:02)
Lead Changes	13	
Times Tied	8	
Time with Lead	30:17	05:41

Points from	COL	UCF
Turnovers	10	24
Paint	28	20
Second Chance	2	9
Fast Breaks	8	9
Bench	13	6

Period by Period Scoring	1st	2nd	TOT
COL	37	37	74
UCF	34	41	75

Game 14 • UCF 75, Colorado 74
January 8, 2025
Orlando, Fla.

"Stay confident, stay aggressive."

Amid a cold offensive start, Jordan Ivy-Curry and the UCF men's basketball team clung to their mentality.

The Knights rode their confidence to a 15-5 run that followed an 0-for-10 start from the field. They utilized their aggressive gameplay in erasing a 10-point second-half deficit in the last 15 minutes of action.

They remained collected in the face of a final-possession five-second violation and turnover that gave Colorado the ball with six seconds to play, trailing by a single point.

It all factored into a gritty get-right victory over the visiting Buffaloes in front of a raucous Addition Financial Arena crowd Wednesday evening, 75-74, a showing that proved the squad's previous contest against the seventh-ranked Kansas Jayhawks was an aberration, not the norm.

The Black and Gold's (11-3, 2-1 Big 12) latest win, one that saw three Knights eclipse double figures led by Ivy-Curry's 22 points, was built upon a relentless defensive effort that forced the Buffaloes (9-5, 0-3 Big 12) into a season-high 22 turnovers, their highest single-game total since they committed 23 in a 68-54 loss at UCLA Jan. 14, 2023.

UCF's defensive scheme shut Colorado out for the final 3:01 of gametime as well, an instrumental stretch as the Knights overcame their own offensive struggles with four converted free throw attempts to take their 75-74 lead with 33.5 seconds to play.

After being held off the scoreboard for the first 4:13 of Wednesday's action, it was Ivy-Curry who ignited UCF's offensive efforts, drilling three straight field goals, including the first of his four 3-pointers, to give the Knights their first lead of the game, 7-6.

With four triples Wednesday, Ivy-Curry recorded his sixth showing with at least four makes from beyond the arc en route to posting his third 20-plus-point game this season and his 12th of his first 14 in double digits.

He punctuated UCF's early run with his second 3-point field goal, which was followed soon after by triples from Benny Williams and Keyshawn Hall, whose 18 points closely trailed Ivy-Curry's 22 for second-most on the squad and clinched his 12th game of the year in double figures.

Ivy-Curry aided the Black and Gold in keeping pace with Colorado down the stretch of the first 20 minutes, scoring four more points before a Darius Johnson driving layup with three seconds left shaved the Buffaloes lead to 37-34 at halftime.

"We have to be a better defensive team, and we can be. Tonight was a good example of how well we can play when we need to, especially when we were down by 10. Our guys did a great job of turning up the heat and playing UCF basketball. We started turning up the heat and pressing guys. I thought that was the turning point."

Indeed, Colorado built their lead to double digits for the first time in the contest in the moments following the halftime pause, outdueling 3-point field goals by Johnson and Ivy-Curry to balloon their advantage to 56-46 with 14:14 to play.

The Knights once again responded, halting the Buffaloes' momentum with a 15-4 run that gave UCF a slim 61-60 lead with just under eight minutes to go, spearheaded by eight points by Hall.

The two squads continued to trade offensive blows until they combined for just one field goal in the final 4:32 of gametime, with UCF gaining the edge at the free throw line.

With 10 3-point field goals overall, six of which game in a second half that saw the Knights outscore Colorado 41-37, UCF notched double-digit triples for the sixth time this season, as well as the third time in its past four games.

"They opened the second half hot, and at the under-16 media timeout we had a heart-to-heart," Dawkins recalled. "We had to turn the intensity up and stay locked into the gameplan. We got away from it during that span, and it helped us gain the momentum back."

Official Basketball Box Score - Final
UCF at Arizona
01/11/25 McKale Center, Tucson, Ariz.
2024-25 Men's Basketball

Game Time: 8:10 PM
Game Duration: 2:19
Attendance: 13,039

Officials: Marques Pettigrew, Chance Moore, James Fore

UCF - 80 **Record: 11-4 (2-2)**

NO.	Name		Min	FG M-A	3P M-A	FT M-A	Rebounds OR	DR	TOT	Fouls PF	FD	TP	AS	TO	ST	Blocks BS	BA	+/-
52	Moustapha Thiam	C	30:16	4-8	0-0	0-2	6	4	10	4	3	8	0	1	0	2	0	-11
0	Jordan Ivy-Curry	G	28:17	2-11	1-9	0-0	2	5	7	2	0	5	2	3	0	0	0	-20
3	Darius Johnson	G	37:27	7-19	3-10	1-1	3	2	5	4	2	18	2	2	1	0	0	-4
4	Keyshawn Hall	G	34:48	7-17	1-6	7-8	3	3	6	3	4	22	5	2	2	1	1	-7
6	Dallan "Deebo" Coleman	G	18:54	1-7	1-5	0-0	1	3	4	0	1	3	2	1	0	0	0	-6
35	Rokas Jocius		09:44	2-3	1-1	1-1	1	1	2	2	2	6	0	0	0	0	0	3
2	JJ Taylor		05:58	0-1	0-1	0-0	1	0	1	1	0	0	1	0	0	0	0	-5
5	Benny Williams		10:03	3-4	1-1	0-1	1	1	2	1	1	7	1	0	2	0	0	-2
7	Dior Johnson		06:50	1-2	0-0	0-0	1	0	1	3	0	2	1	0	0	0	0	-1
1	Mikey Williams		17:44	3-6	0-2	3-4	0	1	1	0	3	9	1	0	0	0	0	13
Team							1	2	3			0		0				
Totals			30-78	8-35	12-17		20	22	42	20	16	80	15	9	5	3	1	-8

Technical Fouls::NONE

Shooting By Period		
1st FG%	14-38	36.8%
3PT%	6-18	33.3%
FT%	8-12	66.7%
2nd FG%	16-40	40.0%
3PT%	2-17	11.8%
FT%	4-5	80%
GM FG%	30-78	38.5%
3PT%	8-35	22.9%
FT%	12-17	70.6%

Dead Ball Rebounds: 3, 0

Arizona - 88 **Record: 10-5 (4-0)**

NO.	Name		Min	FG M-A	3P M-A	FT M-A	Rebounds OR	DR	TOT	Fouls PF	FD	TP	AS	TO	ST	Blocks BS	BA	+/-
4	Trey Townsend	F	21:41	2-8	1-3	4-5	0	3	3	0	3	9	1	0	0	0	0	6
30	Tobe Awaka	F	16:24	5-7	0-1	1-1	1	4	5	3	2	11	0	1	0	0	1	9
0	Jaden Bradley	G	34:41	3-8	0-2	3-4	2	4	6	3	2	9	1	2	2	0	0	15
1	Caleb Love	G	34:59	5-12	4-7	2-2	0	8	8	0	2	16	6	3	0	0	0	1
3	Anthony Dell'Orso	G	27:05	2-5	2-3	9-9	1	2	3	1	5	15	3	1	1	0	1	17
5	KJ Lewis		21:28	4-6	0-0	2-4	2	1	3	3	2	10	4	4	1	1	1	-6
9	Carter Bryant		18:50	2-6	0-3	0-0	2	4	6	2	0	4	0	0	0	0	0	-1
13	Henri Veesaar		23:27	5-8	2-4	2-4	2	3	5	3	4	14	1	1	0	0	0	-2
55	Conrad Martinez		01:17	0-0	0-0	0-0	0	0	0	1	0	0	0	1	0	0	0	0
34	Emmanuel Stephen		00:10	0-0	0-0	0-0	0	0	0	0	0	0	0	0	1	0	0	1
Team							1	1	2			0		1				
Totals			28-60	9-23	23-29		11	30	41	16	20	88	16	14	5	1	3	8

Technical Fouls::NONE

Shooting By Period		
1st FG%	15-30	50.0%
3PT%	5-14	35.7%
FT%	10-11	90.9%
2nd FG%	13-30	43.3%
3PT%	4-9	44.4%
FT%	13-18	72.2%
GM FG%	28-60	46.7%
3PT%	9-23	39.1%
FT%	23-29	79.3%

Dead Ball Rebounds: 5, 0

	UCF	ARIZ
Biggest lead	0 (1st 20:00)	17 (2nd 6:49)
Best Scoring Run	7(1st 0:38)	9(1st 9:39)
Lead Changes	0	
Times Tied	2	
Time with Lead	00:00	38:11

Points from	UCF	ARIZ
Turnovers	18	9
Paint	36	32
Second Chance	23	12
Fast Breaks	13	8
Bench	24	28

Period by Period Scoring	1st	2nd	TOT
UCF	42	38	80
ARIZ	45	43	88

Game 15 • Arizona 88, UCF 80
January 11, 2025
Tucson, Ariz.

The UCF men's basketball team was tabbed with a tough task on Saturday night, visiting an Arizona team who entered the evening 53-4 in their last 57 games at the McKale Memorial Center. The Knights fought valiantly to the finish, but in the end came up just short of snapping the Wildcats' five-game winning streak, falling 88-80 late Saturday night.

UCF played a well-rounded game, beating Arizona in plenty of stat categories on the night, but couldn't get shots to fall when they were needed most. Despite trailing Arizona by just one made three-pointer, the Black and Gold missed the mark on an additional dozen triples, finishing the night with a 22.9% mark from deep compared to their foe's 39.1% from beyond.

Arizona entered the contest as one of the nation's best rebounding teams, sitting 13th in the country in rebounds per game and second in the Big 12. The Knights, who entered the evening ranking 11th in the Big 12 in the category, outrebounded the Wildcats by seven boards in the first half and finished with a 42-41 edge on the glass. The Black and Gold took care of the ball, turning the ball over just nine times to Arizona's 14. UCF also held advantages in points off turnovers (18-9), points in the paint (36-32), second chance points (23-12) and fast break points (13-8). While the Knights never led and at one point were down by 17 points in Saturday's road test, the Black and Gold were never out of it and fought for the full 40 minutes.

A pair of free throws, followed by a triple, all from Arizona's Caleb Love gave the Wildcats an early 5-0 edge in the game's first two minutes. Moustapha Thiam got UCF on the scoreboard with a dunk off a nice feed from Keyshawn Hall, who then again assisted Thiam after an Arizona jumper to make it 7-4. The Wildcats jumped up six on the Knights thanks to a three-pointer, but Darius Johnson answered right back with his first triple of the evening to keep it a one-possession game early.

UCF continued to hang with Arizona, down five with 13:16 remaining in the second half, but five straight points forced the Knights to burn a timeout with the deficit now in double digits. The Wildcats extended their 5-0 run into nine consecutive points, pulling out in front of UCF by 14 with the opening frame halfway gone.

The tide of the first half began to turn in favor of the Knights. At 33-19, Mikey Williams etched his name onto the stat sheet with a layup. A minute later and after a pair of missed Wildcat threes, Johnson buried his second three-pointer of the contest to bring the deficit back to single digits at 33-24. It popped back to a dozen point advantage for just a moment before Rokas Jocius converted on an and-one opportunity to draw it back to nine. Hall cashed in on a pair of free throws, making him six-for-six in the first half from the charity stripe. A quick two points for Arizona were matched by a triple from Jocius, providing a spark to get the Black and Gold back with six.

A 7-0 run starting with just over two minutes left in the opening stanza powered UCF back to even, starting with Jordan Ivy-Curry's first two points of the evening, followed with a clutch triple from Benny Williams and another jumper from Thiam to level it at 42-42. A converted Wildcat and-one chance sent the home team into the locker room up three.

Johnson began the second half scoring just 13 seconds in, nailing a triple to tie things at 45-45. However, it yielded to a quick 6-0 Arizona run. UCF cut it back to three at 55-52, but Arizona pieced together another run, this time with eight straight points to make it 63-52 with 12:42 to play.

The deficit continued to hover around a dozen to the under-eight-minute media timeout as UCF trailed 74-62 with 7:52 to go. The Knights continued to make baskets, but Arizona kept coming up with answers, going up 17 at the 6:49 and 5:56 marks. At 84-67, UCF made a late surge of six consecutive points, two each from Dior Johnson, Mikey and Darius.

Down 13 with 3:12 to play, UCF scored six of the game's final seven points to trim the final deficit to eight at 88-80.

Hall led the Knights with 22 points on the evening, his sixth 20+ point night of the season and 16th of his career. Dallan 'Deebo' Coleman, entered the contest making eight of his last 11 three-point attempts hit his first attempt from deep on the night but proceeded to miss his next four. Mikey had his best game at the collegiate level, scoring nine points with an assist and a rebound to go with a team high plus-minus of 13.

The loss snaps UCF's three-game Big 12 road winning streak after the Knights beat Oklahoma State and TCU in their final two road games of the 2023-24 campaign before besting Texas Tech 87-83 to open league play this season. Although Arizona was receiving votes in the most recent sets of polls, UCF's seven-game winning streak against unranked opponents also came to an end.

The Knights are still hunting for their first win in the state of Arizona. UCF's contest against the Wildcats was not the first in the state as the Black and Gold played a pair of games in the Fiesta Bowl Classic in December 2005 in Arizona's arena. The Knights fell to Western Kentucky and Sam Houston State in those games.

Official Basketball Box Score - Final
UCF at Arizona St.
01/14/25 Desert Financial Arena, Tempe
2024-25 Men's Basketball

Game Time: 9:00 PM
Game Duration: 2:12
Attendance: 8,337

Officials: Gregory Nixon, DG Nelson, Chris Pasci

UCF - 95 **Record: 12-4 (3-2)**

NO.	Name		Min	FG M-A	3P M-A	FT M-A	Rebounds OR	DR	TOT	Fouls PF	FD	TP	AS	TO	ST	Blocks BS	BA	+/-
5	Benny Williams	F	12:32	2-5	0-1	0-0	0	0	0	4	0	4	0	0	0	1	1	1
0	Jordan Ivy-Curry	G	29:55	3-10	2-6	0-0	0	2	2	3	0	8	3	2	3	0	1	-3
3	Darius Johnson	G	35:51	6-13	2-6	3-5	0	1	1	3	4	17	7	2	2	1	1	10
4	Keyshawn Hall	G	31:49	13-18	4-6	10-10	4	3	7	4	7	40	6	4	1	0	2	15
6	Dallan "Deebo" Coleman	G	22:34	2-4	2-2	0-0	3	5	8	3	2	6	0	1	1	0	0	8
2	JJ Taylor		27:46	6-11	2-4	0-1	1	8	9	2	5	14	1	3	0	0	2	-5
35	Rokas Jocius		20:55	1-2	0-1	0-1	0	0	0	3	1	2	1	0	0	0	0	2
1	Mikey Williams		10:16	0-1	0-0	4-4	0	2	2	0	3	4	0	0	0	0	0	10
7	Dior Johnson		05:56	0-0	0-0	0-0	0	0	0	0	0	0	0	0	0	0	0	-10
15	Tyler Hendricks		02:26	0-1	0-0	0-0	0	0	0	0	0	0	0	0	0	0	0	2
Team							5	2	7			0		0				
Totals			33-65	12-26	17-21		13	23	36	22	22	95	18	12	7	2	7	6

Technical Fouls: Williams 1st10:27Ivy-Curry 1st5:09

Shooting By Period		
1st FG%	18-35	51.4%
3PT%	6-15	40.0%
FT%	7-9	77.8%
2nd FG%	15-30	50.0%
3PT%	6-11	54.5%
FT%	10-12	83.3%
GM FG%	33-65	50.8%
3PT%	12-26	46.2%
FT%	17-21	81.0%

Dead Ball Rebounds: 0, 0

Arizona St. - 89 **Record: 10-6 (1-4)**

NO.	Name		Min	FG M-A	3P M-A	FT M-A	Rebounds OR	DR	TOT	Fouls PF	FD	TP	AS	TO	ST	Blocks BS	BA	+/-
8	Basheer Jihad	F	27:14	3-7	0-2	2-2	2	8	10	4	1	8	5	4	1	0	1	-1
21	Jayden Quaintance	F	35:40	8-11	0-2	4-7	2	5	7	5	7	20	1	3	0	5	0	4
1	Alston Mason	G	37:10	5-12	3-5	2-5	0	4	4	3	2	15	5	0	2	0	1	0
10	BJ Freeman	G	35:30	8-14	5-6	5-6	1	3	4	4	4	26	3	4	0	1	0	-14
44	Adam Miller	G	34:01	3-7	3-6	1-2	1	1	2	2	1	10	4	0	0	0	0	-2
5	Amier Ali		14:54	1-3	1-3	0-0	0	0	0	1	1	3	0	1	1	0	0	-8
9	Shawn Phillips Jr.		15:29	2-3	0-0	3-4	0	1	1	4	4	7	1	2	1	1	0	-7
6	Connor Braun		00:02	0-0	0-0	0-0	0	0	0	0	0	0	0	0	0	0	0	-2
Team							3	1	4			0		0				
Totals			30-57	12-24	17-26		9	23	32	23	20	89	19	14	5	7	2	-6

Technical Fouls: Phillips Jr. 1st10:27

Shooting By Period		
1st FG%	16-32	50.0%
3PT%	6-15	40.0%
FT%	9-12	75%
2nd FG%	14-25	56.0%
3PT%	6-9	66.7%
FT%	8-14	57.1%
GM FG%	30-57	52.6%
3PT%	12-24	50.0%
FT%	17-26	65.4%

Dead Ball Rebounds: 4, 0

	UCF	ASU
Biggest lead	12 (2nd 16:25)	4 (1st 2:56)
Best Scoring Run	9(2nd 19:49)	11(2nd 10:05)
Lead Changes	9	
Times Tied	11	
Time with Lead	26:52	06:59

Points from	UCF	ASU
Turnovers	16	13
Paint	38	32
Second Chance	13	10
Fast Breaks	15	15
Bench	20	10

Period by Period Scoring	1st	2nd	TOT
UCF	49	46	95
ASU	47	42	89

Game 16 • UCF 95, Arizona State 89
January 14, 2025
Tempe, Ariz.

In one of the best performances of the college basketball season, Keyshawn Hall powered the UCF men's basketball team to a road victory over Arizona State 95-89. Hall posted a career-high 40 points, the third most in UCF's Division-I history in a single game, and added seven rebounds, six assists and a steal. It was the most points scored by a Big 12 Conference player this season. He became the just 12th player to post 40 points against Arizona State, a program founded in 1911. The last Big 12 player to score 40 points in a conference game is now playing in the NBA; Cade Cunningham had 40 in 2020-21.

Hall's historic outing led UCF to its third conference victory and third quad one victory in the NCAA NET, joining a road win against Texas Tech and the Knights' opening night win against No. 13/15 Texas A&M.

Against a former Pac-12 program, the term "Pac-12 After Dark" was better suited for the Big 12 contest in Tempe Tuesday night, as an 11 p.m. ET/9 p.m. MT tipoff was the least wild part about UCF's fifth conference game of the campaign which had plenty of story line

It was a special night for Hall from the jump, who appears to enjoy playing road Big 12 games. After starting seven-for-seven in a New Year's Eve win over Texas Tech in Lubbock, the junior transfer started six-for-six from the field with four three-pointers in Tempe.

Hall's magical night saw him with 29 points on the board with just two misses in the first 20 minutes of play, shooting 11-for-13 from the floor, four-of-five from deep and three-for-three from the charity stripe. The last UCF player to score 25 or more points in a half in the Knights' Division-I era was Jermaine Taylor who had 26 points in the 2nd half of a Feb. 25, 2009 contest against Rice. Taylor finished with 45 that night and to this day remains the UCF alum with the most games played in the NBA. Taylor's 45 remains the highest point total in any UCF D-I game and ranks fourth all-time.

Arizona State's freshman phenom Jayden Quaintance opened the scoring of UCF's inaugural meeting with the Sun Devils. The 6-9 Cleveland, Ohio native was expected to match up with UCF's 7-2 center Moustapha Thiam in the ballgame, but Thiam didn't suit up due to an illness.

Hall, also a Cleveland native, started the scoring for UCF immediately following the Quaintance make. Darius Johnson netted the net bucket, a triple to make it 5-2. From that point on, it was Hall's world, and everyone else was just living in it. Hall made UCF's next three baskets, starting UCF five-for-five from the floor with a 12-7 lead. Hall's hot stretch continued, making back-to-back triples to put UCF up 18-12. Hall's first miss was amongst a run of three-straight errant shots for the Black and Gold. It ended Hall's five-for-five start, including four-for-four from three-point range just over six minutes into the game. He picked up right where he left off though, banging home a triple 12:33 into the first to break an 18-18 tie.

Jordan Ivy-Curry was the first Knight with a last name other than Hall or Johnson to score, earning two points with 7:43 left in the first to put UCF up by five at 31-26. Dallan 'Deebo' Coleman piled on a three after grabbing an offensive board the next trip down the floor to put the Black and Gold up eight, forcing Arizona State to burn a timeout.

Both teams shot 50% or better at halftime with a 49-47 UCF lead up on the scoreboard. Arizona State held a lead for just 2:30 of the first half, the bulk of it down the stretch of the half. The Sun Devils got up by four at 47-43 but didn't score again in the final 1:40 as JJ Taylor had four points to even the scoring before Mikey Williams hit a pair of free throws with 10 ticks left in the opening frame.

A handful of Knights were in foul trouble halfway through the game. Benny Williams picked up three fouls in 6:36 on the floor while Hall, Coleman and Rokas Jocius each picked up a pair. Hall sat for just 11 seconds in the first.

Ivy-Curry got the Black and Gold bouncing out of halftime, nailing a three-pointer on the opening possession of the second. A pair of Quaintance free throws brought the deficit back to four for Arizona State.

UCF opted to spend a timeout following the Sun Devils' trip to the line, and it led to UCF's biggest lead of the contest. Hall converted on a pair of freebies before Arizona State answered with a three, making it 54-51. From there, UCF kept connecting. Ivy-Curry buried another triple and then forced a steal. He missed the shot on the ensuing possession as Hall collected the board and found Coleman for his second three-pointer of the game. Arizona State opted for a timeout, but it didn't slow the Knights down one bit. Coleman snatched a steal on the Sun Devils' possession out of the 30-second timeout which eventually led to a dunk from Jocius to put UCF up 11 at 62-51. Two Arizona State free throws were answered by another Johnson three ball, making it 65-53 for the Black and Gold.

Arizona State was able to make a short 7-0 run to cut the UCF deficit to five at 65-60 with 14:26 left to play. During that run, Hall was whistled for his fourth foul after a review. On a drive to the basket, he was called for a flagrant, sending him to the bench with 15:13 to play. JJ subbed in for him and played some quality minutes off the bench throughout. He went on to score 14 points, a career-high while hauling in nine rebounds, tying a career best.

Benny Williams had a pair of slams with assists from Johnson and JJ, pushing the lead back to nine at 69-60. However, Arizona State answered with its largest run of the game, an 11-0 stretch that put them in front 71-69 with 10:05 remaining. JJ answered with a triple to put UCF back in front, only to be answered by a pair of free throws at the other end. UCF never let the Sun Devil lead get any bigger than four during a seesaw battle for the lead which continued all the way until there were just under three minutes to play.

Hall earned a pair of second chance points at the 4:53 mark, drawing a foul in the process and converting on the free throw to give him 34 points and UCF an 82-80 edge. Arizona State's Quaintance answered with a pair of second chance points of his own. Johnson drove to the lane for a tough two before Quaintance did the same in what was a 20-point game for him. The 84-84 score was the last time the two teams were even as Johnson earned another gritty pair of points and added one on the and-one call.

Arizona State answered with two the next trip down the floor, only to be answered with another pair from Hall, giving him 36 and UCF a three-point edge with 86 seconds to play. The Sun Devils drew up a miss following a timeout as JJ pulled down the rebound, making way for Johnson to head to the free throw line. Facing the "Curtain of Distraction," Johnson hit the first but missed the second from the charity stripe, putting UCF up 90-86 with 39 ticks remaining.

Johnson stayed clutch in the waning moments of the tilt, hustling for a defensive board off Arizona State's miss and making his way back to the line. He again hit one of two free throws, going up five with 22 seconds left.

Arizona State turned the ball over on a bad pass with 19 seconds left before fouling Hall with 14 ticks remaining. He buried his 37th and 38th points of the night to put UCF up seven. The Sun Devils tried to make it interesting, burying a three-pointer with 8.7 seconds on the clock. The ball was inbounded and eventually found the hands of Hall who was fouled with 1.6 ticks on the board. He cashed in on both from the stripe, finishing the night 10-for-10 at the free throw line, cementing himself in the record books while closing the book on Arizona State 95-89.

Hall's perfect 10 free throws were joined by a 13-for-18 mark from the field and four-of-six from beyond the arc with seven rebounds, six assists, a steal and seven fouls drawn. Hall now boasts back-to-back 20+ point games for the third time this season and has seven total game with 20 or more. It was his second 30+ point game of his career which was his previous career-best of 36 points against Bridgewater (Va.) on Dec. 19, 2023 while with George Mason. Hall's total on the night was three points from being the most scored by an opposing player in Desert Financial Arena's history and was seven away from topping Eddie House's 46 against San Diego State on Dec. 18, 1999 as the most in the building's history.

The Knights were able to navigate their way around foul trouble as six members of the Black and Gold finished the game with three or more fouls, but none picked up the dreaded fifth.

Along with Hall and JJ, Johnson also finished in double digits, earning 17 points with seven assists and two steals.

Both sides finished shooting better than 50% on the evening as UCF shot 50.8%, its fourth time shooting north of 50% from the field this season and second in Big 12 play. UCF also buried 12 threes, shooting 46.2% from deep. That was the seventh time this season the Knights have buried 10 or more threes and the fourth time in the last six contests. The Black and Gold hit 10 or more triples just twice last season.

The victory was the first in UCF's history in the state of Arizona after coming up empty on its previous three contests, two of them at the Fiesta Bowl Classic in Dec. 2005 and the other earlier this week at Arizona. All three contests were at the McKale Center in Tucson, Ariz.

UCF is a quarter of the way through its conference slate and just over halfway through the regular season as a whole with 15 conference games remaining. Taking the first-half performance and comparing it to some end of season numbers from years past, at 17.6 points per game, Hall would be the highest scorer UCF has had since Jermaine Taylor's 26.2 in 2008-09. Johnson's 41.7% from deep would be the highest since Brandon Mahan shot 43.8% from beyond.

Official Basketball Box Score - Final
Houston at UCF
01/18/25 Addition Financial Arena, Orlando
2024-25 Men's Basketball

Game Time: 12:00 PM
Game Duration: 2:11
Attendance: 9,014

Officials: Kipp Kissinger, Justin Shamion, Randal Anders

Houston - 69 — **Record: 14-3 (6-0)**

NO.	Name		Min	FG M-A	3P M-A	FT M-A	Rebounds OR	DR	TOT	Fouls PF	FD	TP	AS	TO	ST	Blocks BS	BA	+/-
11	Joseph Tugler	F	12:23	1-2	0-0	0-0	0	2	2	3	0	2	0	1	0	1	1	5
13	J'Wan Roberts	F	35:30	10-17	0-0	1-2	6	3	9	4	3	21	1	2	0	0	1	3
4	LJ Cryer	G	35:41	2-13	2-7	0-0	1	3	4	1	1	6	1	1	0	0	2	5
7	Milos Uzan	G	35:22	4-11	0-2	0-0	0	3	3	1	0	8	5	0	1	1	0	1
21	Emanuel Sharp	G	28:27	4-11	1-6	0-0	0	4	4	4	1	9	0	2	1	0	0	9
5	Ja'Vier Francis		24:38	5-6	0-0	6-6	7	3	10	2	5	16	0	1	0	1	0	0
8	Mylik Wilson		17:50	3-6	0-0	1-2	1	4	5	4	2	7	1	1	1	0	0	-10
23	Terrance Arceneaux		10:09	0-3	0-1	0-1	1	0	1	1	1	0	0	0	0	1	1	-8
	Team						2	2	4			0		0				
	Totals			29-69	3-16	8-11	18	24	42	20	13	69	8	8	3	4	5	1

Technical Fouls: Tugler 1st 17:56

Shooting By Period		
1st FG%	12-36	33.3%
3PT%	1-8	12.5%
FT%	5-6	83.3%
2nd FG%	17-33	51.5%
3PT%	2-8	25.0%
FT%	3-5	60%
GM FG%	29-69	42.0%
3PT%	3-16	18.8%
FT%	8-11	72.7%

Dead Ball Rebounds: 0, 0

UCF - 68 — **Record: 12-5 (3-3)**

NO.	Name		Min	FG M-A	3P M-A	FT M-A	Rebounds OR	DR	TOT	Fouls PF	FD	TP	AS	TO	ST	Blocks BS	BA	+/-
52	Moustapha Thiam	C	33:32	7-10	1-2	3-4	2	3	5	0	4	18	1	0	0	3	0	1
0	Jordan Ivy-Curry	G	29:51	4-10	2-7	4-4	0	3	3	1	3	14	0	0	0	1	0	-8
3	Darius Johnson	G	32:05	5-16	3-7	0-0	3	0	3	4	1	13	4	4	1	0	3	1
4	Keyshawn Hall	G	35:08	2-12	0-3	2-6	4	7	11	4	6	6	3	5	0	0	1	-6
6	Dallan "Deebo" Coleman	G	28:55	3-6	1-3	1-1	2	3	5	1	4	8	2	3	0	0	0	-5
5	Benny Williams		08:17	0-1	0-1	1-2	0	1	1	1	1	1	0	0	0	0	0	5
7	Dior Johnson		06:17	1-2	0-0	0-0	0	2	2	0	0	2	0	0	0	0	0	0
1	Mikey Williams		11:47	1-3	0-0	0-0	1	3	4	1	0	2	1	0	0	1	0	5
2	JJ Taylor		11:05	2-2	0-0	0-0	1	0	1	2	0	4	0	1	0	0	0	4
35	Rokas Jocius		03:03	0-0	0-0	0-0	0	0	0	0	0	0	0	0	0	0	0	-2
	Team						3	3	6			0		0				
	Totals			25-62	7-23	11-17	16	25	41	14	19	68	11	13	1	5	4	-1

Technical Fouls: Hall 1st 17:56

Shooting By Period		
1st FG%	13-33	39.4%
3PT%	4-12	33.3%
FT%	8-10	80%
2nd FG%	12-29	41.4%
3PT%	3-11	27.3%
FT%	3-7	42.9%
GM FG%	25-62	40.3%
3PT%	7-23	30.4%
FT%	11-17	64.7%

Dead Ball Rebounds: 3, 0

	HOU	UCF
Biggest lead	5 (2nd 5:52)	12 (1st 1:13)
Best Scoring Run	13(2nd 16:20)	7(1st 8:07)
Lead Changes	11	
Times Tied	2	
Time with Lead	07:48	30:17

Points from	HOU	UCF
Turnovers	10	10
Paint	48	26
Second Chance	18	15
Fast Breaks	5	10
Bench	23	9

Period by Period Scoring	1st	2nd	TOT
HOU	30	39	69
UCF	38	30	68

Game 17 • #10/8 Houston 69, UCF 68
January 18, 2025
Orlando, Fla.

The UCF men's basketball team brought a lead into the game's final possession, but the No. 10 Houston Cougars survived the Knights' bid for their second ranked win of the season by a 69-68 final score at Addition Financial Arena Saturday afternoon.

Despite the loss, UCF rose to the occasion against the tenth-ranked Cougars, snapping Houston's nine-game streak limiting its opposition to fewer than 60 points behind a career day by Moustapha Thiam.

The freshman center scored a team-best and personal career-high 18 points accompanied by three blocks and five rebounds, leading a UCF offense that featured two other players in double figures in Jordan Ivy-Curry (14) and Darius Johnson (13).

On the strength of a stingy defensive start, UCF sent Houston to its first halftime deficit of the season when the Knights outscored the Cougars 38-30 in the first 20 minutes and never trailed during the period.

The contest marked the first time UCF held a top 10-ranked team to 30 or fewer points in a half since March 6, 2024, also against Houston. The Black and Gold outscored the then-No. 1 Cougars 31-28 in the first half of the Knights' eventual 67-59 home loss.

The Knights, debuting their white and Canaveral blue SpaceU uniforms in honor of the team's annual space game, held the Cougars to just a single field goal and a pair of free throws through the first media timeout 4:17 into the contest.

After Thiam scored five of UCF's first nine points, Ivy-Curry drained the Knights' first 3-point shot of the afternoon, followed immediately by two of his own makes from the free throw line.

The Cougars would trim the Black and Gold's advantage 18-16 just over halfway into the initial frame, but triples by Thiam and Johnson, as well as four JJ Taylor points, spearheaded a 12-3 run that ballooned UCF's edge to 30-19 with 6:11 to play before halftime.

Dallan 'Deebo' Coleman later drilled the Knights' fourth 3-pointer of the half to help give his team its eight-point lead entering the break.

Houston clawed its way back to a one-point lead with a second half-opening 9-0 stretch, but UCF continued to demonstrate its resolve, authoring a 14-8 response led by two triples and eight points by Johnson.

After the Cougars again surged to a 61-56 lead with just under six minutes to play, Ivy-Curry and Thiam combined for seven points before Keyshawn Hall, fresh off his 40-point display against the Arizona State Sun Devils, added a free throw to push the Black and Gold ahead, 66-65.

Hall would later cash in on a layup attempt with nine seconds on the clock, but Houston escaped with its one-point victory on a last-second lay-in by J'Wan Roberts.

Official Basketball Box Score - Final
UCF at #3 Iowa State
01/21/25 James H. Hilton Coliseum, Ames, Iowa
2024-25 Men's Basketball

Game Time: 7:01 PM
Game Duration: 2:01
Attendance: 14,267

Officials: Marques Pettigrew, Ray Natili, Darron George

UCF - 83 — **Record: 12-6 (3-4)**

NO.	Name		Min	FG M-A	3P M-A	FT M-A	Rebounds OR	DR	TOT	Fouls PF	FD	TP	AS	TO	ST	Blocks BS	BA	+/-
52	Moustapha Thiam	C	28:42	4-11	1-2	0-0	7	2	9	3	1	9	1	3	0	2	0	-10
0	Jordan Ivy-Curry	G	30:40	8-14	6-9	2-3	0	2	2	1	3	24	3	3	2	0	0	-14
3	Darius Johnson	G	22:33	2-5	1-3	1-3	0	2	2	3	2	6	3	2	0	0	0	-11
4	Keyshawn Hall	G	28:36	5-7	1-1	2-2	1	4	5	3	4	13	2	2	1	0	0	-10
6	Dallan "Deebo" Coleman	G	20:40	2-4	1-2	4-5	1	2	3	2	3	9	0	1	0	0	0	0
1	Mikey Williams		16:32	2-8	0-2	3-3	0	2	2	2	2	7	0	1	0	0	1	-11
5	Benny Williams		09:32	0-2	0-0	0-0	0	0	0	2	0	0	0	0	1	0	0	-8
2	JJ Taylor		21:46	2-5	0-1	4-5	0	3	3	0	3	8	0	4	1	0	1	-23
7	Dior Johnson		09:40	2-4	1-2	0-0	0	1	1	1	1	5	0	3	0	0	1	-13
35	Rokas Jocius		05:09	0-2	0-1	0-0	1	0	1	2	0	0	0	0	0	1	1	-11
15	Tyler Hendricks		03:58	0-0	0-0	0-0	0	0	0	0	0	0	0	0	0	0	0	-9
22	Nils Machowski		02:12	0-1	0-1	2-2	1	0	1	0	1	2	0	0	0	0	0	-5
	Team						0	0	0			0		0				
	Totals			27-63	11-24	18-23	11	18	29	19	20	83	9	19	5	3	4	-25

Technical Fouls: :NONE

Shooting By Period		
1st FG%	12-32	37.5%
3PT%	4-12	33.3%
FT%	8-11	72.7%
2nd FG%	15-31	48.4%
3PT%	7-12	58.3%
FT%	10-12	83.3%
GM FG%	27-63	42.9%
3PT%	11-24	45.8%
FT%	18-23	78.3%

Dead Ball Rebounds: 2, 0

#3 Iowa State - 108 — **Record: 16-2 (6-1)**

NO.	Name		Min	FG M-A	3P M-A	FT M-A	Rebounds OR	DR	TOT	Fouls PF	FD	TP	AS	TO	ST	Blocks BS	BA	+/-
2	Joshua Jefferson	F	36:09	9-14	3-4	9-12	4	3	7	2	8	30	5	2	4	1	2	31
1	Dishon Jackson	C	21:31	0-1	0-0	5-6	1	3	4	3	4	5	0	2	0	0	0	-1
3	Tamin Lipsey	G	28:10	4-7	1-2	0-0	2	3	5	0	1	9	1	1	3	1	0	28
5	Curtis Jones	G	33:57	8-19	2-7	1-2	0	8	8	1	2	19	2	1	1	0	0	14
10	Keshon Gilbert	G	36:36	10-15	1-4	0-0	1	5	6	2	0	21	8	1	3	0	0	22
33	Brandton Chatfield		07:58	1-2	0-0	0-0	2	0	2	4	0	2	0	2	0	0	0	5
0	Nate Heise		19:01	4-8	1-4	0-0	1	2	3	4	1	9	2	1	4	1	1	12
4	Demarion Watson		11:02	3-3	1-1	4-5	2	3	5	3	3	11	0	0	1	1	0	10
11	Kayden Fish		01:24	0-1	0-0	0-0	0	1	1	0	0	0	0	0	0	0	0	1
13	Cade Kelderman		01:24	0-0	0-0	0-0	0	0	0	0	0	0	1	0	0	0	0	1
15	Nojus Indrusaitis		01:24	1-1	0-0	0-0	0	0	0	1	0	2	0	0	0	0	0	1
30	JT Rock		01:24	0-0	0-0	0-0	0	0	0	0	0	0	0	0	0	0	0	1
	Team						2	0	2			0		0				
	Totals			40-71	9-22	19-25	15	28	43	20	19	108	19	10	16	4	3	25

Technical Fouls: :NONE

Shooting By Period		
1st FG%	19-35	54.3%
3PT%	6-12	50.0%
FT%	10-13	76.9%
2nd FG%	21-36	58.3%
3PT%	3-10	30.0%
FT%	9-12	75%
GM FG%	40-71	56.3%
3PT%	9-22	40.9%
FT%	19-25	76.0%

Dead Ball Rebounds: 4, 0

	UCF	ISU
Biggest lead	3 (1st 12:20)	27 (2nd 0:59)
Best Scoring Run	7(1st 12:20)	11(1st 1:47)
Lead Changes	4	
Times Tied	4	
Time with Lead	01:02	36:35

Points from	UCF	ISU
Turnovers	11	25
Paint	22	54
Second Chance	18	16
Fast Breaks	5	18
Bench	22	24

Period by Period Scoring	1st	2nd	TOT
UCF	36	47	83
ISU	54	54	108

Game 18 • #3/4 Iowa State 108, UCF 83
January 21, 2025
Ames, Iowa

The UCF men's basketball team was unable to snap No. 3/4 Iowa State's impressive winning streak at Hilton Coliseum Tuesday night, as the Cyclones registered their 29th consecutive victory at their place, topping the Knights 108-83.

The Knights started the night going stride for stride with Iowa State, but in the end, one of the nation's elite teams proved why they belong near the top, scoring 54 points in both the first and second halves.

Iowa State held UCF without a rebound through the first media timeout just past the four minute mark, holding a 7-0 edge on the glass, including four offensive boards. Down 9-6, a Jordan Ivy-Curry three-pointer rattled in and out, but Keyshawn Hall collected the offensive board and put it back for two.

A 7-0 UCF run gave the Knights an 18-15 lead, starting with a layup from Hall, followed with a Darius Johnson kiss off the glass to level things at 15-15. Dallan 'Deebo' Coleman earned a pair of fastbreak points with a quick layup and was fouled, converting on the and-one chance to give UCF the three-point lead.

Iowa State clanked in a pair of triples, going up 21-18. Johnson answered with a three-pointer of his own for the tie, but the Cyclones pieced together a 7-0 run of their own, going up 28-21.

After a timeout, the Knights scored the next five thanks to a JJ Taylor layup on the fastbreak plus Johnson's second triple of the contest to make it 28-26. At this point, the Black and Gold had forced the Cyclones into seven turnovers in the ballgame. UCF forced just three more turnovers the rest of the way.

Iowa State began to separate themselves from there, going on an 11-3 run over the next two and a half minutes to go up 10 at 39-29. A Taylor bucket plus an and-one stopped the run, only to see Iowa State rip off 11 straight to take an 18-point lead. The Knights went to the locker room down by that margin at 54-36. The Cyclones came into the contest averaging just 7.1 three-point makes per game, a mark that was 244th in the nation. They almost made that many in the first half alone, burying six triples. Two of the long range makes came from Joshua Jefferson, who had only hit five all season before finishing the night three-of-four from distance with a game-high 30 points.

After missing the first shot of the half, the Knights got their next five to go down, chopping the deficit to 11 at 61-50, forcing Iowa State to spend a timeout with 16:48 to play. A dunk from Moustapha Thiam got the 14-7 run started, followed by a make from Hall and three triples, one from Coleman and two from Ivy-Curry, who went on to tie a career-high with six made triples in the game.

The next three possessions saw UCF lose the ball, resulting in four more points for the Cyclones.

Iowa State built the lead back up to 18 with a dozen minutes to play before growing it to 24 with just under eight left. UCF got it back as close as 16 points with 4:40 to play but saw Iowa State go up 27 in the final minute before all was said and done.

The Cyclones hit 100 points with 2:50 to play, surrendering a Benjamin on the scoreboard in regulation for the first time under head coach Johnny Dawkins and the first time since Florida hung 100 on UCF in Gainesville on Nov. 18, 1997. The 108 points Iowa State finished the contest with was the most in regulation since Southern scored 127 on Feb. 24, 1993.

Iowa State finished the contest shooting 56.3%, making more than 54% of their shots in each half. The Knights shot 42.9% on the night but coughed the ball up a season-high 19 times. The Cyclones outrebounded UCF 43-29, including a 15-11 edge on the offensive glass. Iowa State tallied 41 points with their advantages in those categories, scoring 25 points off turnovers and 16 on second chance opportunities.

The Knights are in arguably their toughest stretch of the season, having wrapped up playing six quad one opponents in their first seven games. Tuesday's contest in Ames was the second straight game against a top 10 opponent after falling to No. 10/8 Houston 69-68 on Saturday. UCF will host TCU on Saturday before returning to the road to face another top 15 foe, taking the program's inaugural trip to Allen Fieldhouse to face No. 12/11 Kansas.

Official Basketball Box Score - Final
TCU at UCF
01/25/25 Addition Financial Arena, Orlando
2024-25 Men's Basketball

Game Time: 4:00 PM
Game Duration: 2:06
Attendance: 8,003

Officials: Bret Smith, Chance Moore, James Fore

TCU - 58 Record: 10-9 (3-5)

NO.	Name		Min	FG M-A	3P M-A	FT M-A	Rebounds OR	DR	TOT	Fouls PF	FD	TP	AS	TO	ST	Blocks BS	BA	+/-
13	Trazarien White	F	21:28	4-14	0-6	0-1	0	1	1	2	2	8	0	1	3	0	1	-16
15	David Punch	F	17:14	3-5	0-0	3-3	3	3	6	3	2	9	0	1	1	0	1	-18
8	Ernest Udeh Jr.	C	22:49	2-3	0-0	2-2	2	2	4	1	3	6	0	0	1	1	1	-22
3	Vasean Allette	G	31:21	5-15	0-2	5-7	0	5	5	3	5	15	4	2	0	0	2	-10
21	Noah Reynolds	G	30:58	4-10	0-2	0-0	0	4	4	2	0	8	2	2	1	0	1	-25
5	Micah Robinson		13:02	1-4	0-3	0-0	2	0	2	1	0	2	0	1	0	0	0	-6
0	Brendan Wenzel		19:56	1-6	0-4	0-0	0	1	1	0	0	2	0	1	0	0	0	-18
32	Malick Diallo		17:11	0-1	0-0	0-0	2	4	6	3	1	0	1	1	0	0	0	-5
41	Jace Posey		12:19	0-1	0-0	1-2	2	2	4	1	1	1	0	1	0	0	0	-15
1	Isaiah Manning		13:42	3-5	1-3	0-0	0	0	0	2	0	7	0	0	0	0	0	0
Team							2	4	6			0		1				
Totals				23-64	1-20	11-15	13	26	39	18	14	58	7	11	6	1	6	-27

Shooting By Period		
1st FG%	9-35	25.7%
3PT%	0-12	0.0%
FT%	5-7	71.4%
2nd FG%	14-29	48.3%
3PT%	1-8	12.5%
FT%	6-8	75%
GM FG%	23-64	35.9%
3PT%	1-20	5.0%
FT%	11-15	73.3%

Dead Ball Rebounds: 4, 0

Technical Fouls:: NONE

UCF - 85 Record: 13-6 (4-4)

NO.	Name		Min	FG M-A	3P M-A	FT M-A	Rebounds OR	DR	TOT	Fouls PF	FD	TP	AS	TO	ST	Blocks BS	BA	+/-
52	Moustapha Thiam	C	31:21	7-10	2-3	0-0	0	5	5	3	0	16	2	1	0	5	0	25
0	Jordan Ivy-Curry	G	31:14	5-12	3-8	1-1	1	5	6	1	2	14	4	2	3	0	0	31
3	Darius Johnson	G	31:22	4-10	3-7	4-4	0	1	1	2	2	15	5	1	0	1	1	15
4	Keyshawn Hall	G	34:07	6-13	3-5	11-13	3	5	8	2	11	26	2	1	2	0	0	28
6	Dallan "Deebo" Coleman	G	29:30	2-6	1-5	1-2	3	5	8	3	1	6	1	1	2	0	0	14
1	Mikey Williams		10:51	0-3	0-1	0-0	0	1	1	0	0	0	0	0	0	0	0	4
2	JJ Taylor		11:11	1-2	1-2	0-0	1	0	1	0	0	3	3	0	0	0	0	17
5	Benny Williams		02:49	1-1	0-0	0-0	0	0	0	0	0	2	0	1	0	0	0	-4
7	Dior Johnson		06:33	0-1	0-0	0-0	0	0	0	0	1	0	2	0	0	0	0	4
35	Rokas Jocius		05:17	0-1	0-0	0-0	0	2	2	2	0	0	0	0	0	0	0	2
15	Tyler Hendricks		02:17	1-1	0-0	0-0	0	0	0	0	0	2	0	0	0	0	0	0
22	Nils Machowski		02:17	0-0	0-0	1-2	0	1	1	1	1	1	0	0	0	0	0	0
20	Poohpha Warakulnukroh		01:11	0-0	0-0	0-0	0	1	1	0	0	0	1	0	0	0	0	-1
Team							2	2	4			0		0				
Totals				27-60	13-31	18-22	10	28	38	14	18	85	20	7	7	6	1	27

Shooting By Period		
1st FG%	12-30	40.0%
3PT%	7-16	43.8%
FT%	6-9	66.7%
2nd FG%	15-30	50.0%
3PT%	6-15	40.0%
FT%	12-13	92.3%
GM FG%	27-60	45.0%
3PT%	13-31	41.9%
FT%	18-22	81.8%

Dead Ball Rebounds: 1, 0

Technical Fouls:: NONE

	TCU	UCF
Biggest lead	0 (1st 20:00)	28 (2nd 2:05)
Best Scoring Run	8(2nd 7:32)	13(1st 17:38)
Lead Changes	0	
Times Tied	0	
Time with Lead	00:00	39:48

Points from	TCU	UCF
Turnovers	9	20
Paint	40	24
Second Chance	6	4
Fast Breaks	14	18
Bench	12	8

Period by Period Scoring	1st	2nd	TOT
TCU	23	35	58
UCF	37	48	85

Game 19 • UCF 85, TCU 58
January 25, 2025
Orlando, Fla.

Energized by a 13-0 start, the UCF men's basketball team led wire-to-wire in its biggest margin of victory of the season and over a Big 12 Conference foe in its time in the league, thumping TCU 85-58 Saturday night.

Fans were barely settled into their seats before the Knights built a double-digit lead, going up 13-0 just 2:22 into the contest. Keyshawn Hall was on point from the start, catching nothing but net from distance on UCF's first shot of the game. The next two possessions saw Hall do the same thing, burying two more triples without a miss. UCF's fourth time with the rock saw Hall drive and draw a foul, hitting his first free throw before missing the second, building a 10-0 lead for the Black and Gold. Darius Johnson swished in a three of his own to give UCF a 13-0 advantage, forcing a Horned Frogs timeout. The electric run was UCF's biggest lead to start a game since a 21-0 start on the road at Ole Miss back on Dec. 14, 2022.

TCU sliced the Knights' advantage to six points with 8:27 left in the first thanks to a quick 6-0 run. The Black and Gold bounced back in front by 17 thanks to a run of their own, scoring the next 11 points to lead 36-19. Johnson and Hall each made a pair of free throws while Dallan 'Deebo' Coleman earned a pair of second chance points to help build the run. Hall also added a dunk while Johnson buried his second three of the half.

While UCF tied a season-high in made threes in the first half with seven, TCU did the exact opposite, sinking no three-pointers in 12 attempts. The goose egg in the three-point column was the second time this season that UCF held an opponent without a triple in the first half, the other being Tarleton State on Dec. 8.

The Knights held a 37-23 advantage at the break. TCU's 23 points was the lowest allowed by UCF against a Big 12 foe while being members of the league.

The Horned Frogs didn't make their first three pointer of the contest until there was 15:30 left in the contest, ending an 0-for-15 drought from distance. The triple cut UCF's lead to a dozen, and TCU followed it up with another basket to make it 40-30. As was the theme of the night though, anytime the Horned Frogs tried to dust themselves off and get back up, the Knights pushed them back down. The Black and Gold went on a blistering 25-8 run to jump out to a 27-point lead at 65-38 with 8:35 to play.

UCF's lead never shrunk below 19 the rest of the way, paving the way for a smooth-sailing win to move the Black and Gold to 4-4 in conference play. Plenty of Knights left their mark all over the stat sheet; even fan favorite walk-on Poohpha Warakulnukroh registered a rebound and assist. After his supercharged start to the evening, Hall finished the contest with a game-high 26 points and eight rebounds. The performance was his eighth time this season and 18th occurrence in his career in which he scored 20 points or better.

UCF's leading trio of Hall, Johnson and Jordan Ivy-Curry each had a trio of triples, accounting for nine of UCF's 13 made three pointers. Ivy-Curry was held scoreless in the first half but came out strong in the final 20 minutes, compiling 14 points. Johnson wrapped the evening with 15 points and five assists, now just two assists away from sole possession of third on UCF's career assists list.

Moustapha Thiam joined in the double-digit scoring with 16 points adding five blocks, five rebounds and two assists. Thiam got Knight Nation on their feet multiple times throughout the contest, skying high for multiple alley-oops on the offensive end and with another remarkable showing protecting the rim. The seven-foot-two freshman now boasts four contests with five or more blocked shots, outpacing UCF legend Tacko Fall for the Knights' rookie block record. Fall had three games in which he had five or more blocks in his rookie season.

It was the seventh time this season that four or more Knights have scored double-digit points. The four members of the Black and Gold combined for 71 of UCF's 85 points on the evening.

TCU is the third team to fall victim to scoring less than 60 points against the Knights this season, joining California Baptist and Tarleton State. UCF is now 77-9 when holding an opponent to 60 points or less in the Dawkins era and are now 94-18 when limiting a foe to less than 40% from the field. TCU finished with a final three-point clip of five percent (1-for-20). The Knight narrowly missed allowing their fewest amount of points to a Big 12 team while being part of the league, allowing 57 at Houston last season. UCF did set a new best margin of victory against a Big 12 foe after shattering the 14-point win over Texas Tech at home last season.

The Black and Gold surrendered their second-fewest number of turnovers in the contest, coughing up the ball just seven times while earning 20 assists, tying a season-best.

Official Basketball Box Score - Final
UCF at Kansas
01/28/25 Allen Fieldhouse, Lawrence
2024-25 Men's Basketball

Game Time: 7:01 PM
Game Duration: 2:1
Attendance: 15,30

Officials: Randy McCall, Gregory Nixon, Brooks Well

UCF - 87 Record: 13-7 (4-5)

NO.	Name		Min	FG M-A	3P M-A	FT M-A	Rebounds OR	DR	TOT	Fouls PF	FD	TP	AS	TO	ST	Blocks BS	BA	+/-
52	Moustapha Thiam	C	26:40	8-17	1-5	0-0	4	1	5	4	1	17	1	0	1	0	2	-16
0	Jordan Ivy-Curry	G	33:05	4-10	2-5	0-0	1	6	7	3	0	10	8	1	1	1	1	0
3	Darius Johnson	G	37:14	6-15	5-8	2-4	2	1	3	3	6	19	5	2	4	0	0	4
4	Keyshawn Hall	G	38:55	9-19	5-7	11-11	2	5	7	2	7	34	3	3	1	0	3	-5
6	Dallan "Deebo" Coleman	G	36:52	1-7	1-7	2-2	2	5	7	2	2	5	2	0	1	0	0	-7
5	Benny Williams		07:18	0-2	0-1	0-0	0	1	1	2	0	0	1	0	1	0	1	8
1	Mikey Williams		06:55	1-3	0-2	0-0	0	1	1	1	0	2	0	0	2	0	0	-4
7	Dior Johnson		04:32	0-1	0-1	0-0	0	0	0	0	0	0	0	0	0	0	0	-4
35	Rokas Jocius		06:02	0-1	0-0	0-0	1	1	2	2	0	0	0	0	0	0	0	4
22	Nils Machowski		02:27	0-0	0-0	0-0	0	1	1	1	0	0	0	1	0	0	0	0
Team							1	1	2			0		0				
Totals				29-75	14-36	15-17	13	23	36	20	16	87	20	7	11	1	7	-4

Shooting By Period		
1st FG%	15-40	37.5%
3PT%	9-24	37.5%
FT%	4-5	80%
2nd FG%	14-35	40.0%
3PT%	5-12	41.7%
FT%	11-12	91.7%
GM FG%	29-75	38.7%
3PT%	14-36	38.9%
FT%	15-17	88.2%

Dead Ball Rebounds: 2, 0

Technical Fouls:: NONE

Kansas - 91 Record: 15-5 (6-3)

NO.	Name		Min	FG M-A	3P M-A	FT M-A	Rebounds OR	DR	TOT	Fouls PF	FD	TP	AS	TO	ST	Blocks BS	BA	+/-
40	Flory Bidunga	F	28:53	4-5	0-0	2-2	5	6	11	3	2	10	2	1	2	5	0	4
1	Hunter Dickinson	C	33:40	7-17	0-0	10-12	4	3	7	2	8	24	0	0	1	2	0	2
0	Shakeel Moore	G	12:10	0-0	0-0	0-0	0	1	1	2	0	0	2	1	0	0	0	-3
5	Zeke Mayo	G	37:54	8-20	6-10	2-2	3	6	9	1	2	24	5	4	0	0	0	8
6	Rylan Griffen	G	25:57	2-5	0-2	0-0	0	4	4	4	0	4	2	1	1	0	1	6
8	David Coit		27:36	4-8	4-8	0-0	0	4	4	1	1	12	1	2	1	0	0	6
24	KJ Adams		25:54	3-6	0-0	6-7	1	4	5	3	4	12	2	0	1	0	0	1
4	Rakease Passmore		00:33	0-0	0-0	0-0	0	0	0	0	0	0	0	1	0	0	0	-4
2	AJ Storr		07:23	0-3	0-1	5-6	1	2	3	0	3	5	0	2	0	0	0	0
Team							1	3	4			0		0				
Totals				28-64	10-21	25-29	15	33	48	16	20	91	14	12	6	7	1	4

Shooting By Period		
1st FG%	12-27	44.4%
3PT%	5-8	62.5%
FT%	12-14	85.7%
2nd FG%	16-37	43.2%
3PT%	5-13	38.5%
FT%	13-15	86.7%
GM FG%	28-64	43.8%
3PT%	10-21	47.6%
FT%	25-29	86.2%

Dead Ball Rebounds: 2, 0

Technical Fouls:: NONE

	UCF	KAN
Biggest lead	9 (2nd 16:50)	6 (1st 16:03)
Best Scoring Run	9(1st 11:55)	7(1st 17:24)
Lead Changes	12	
Times Tied	8	
Time with Lead	21:38	14:07

Points from	UCF	KAN
Turnovers	9	11
Paint	18	34
Second Chance	13	18
Fast Breaks	8	10
Bench	2	29

Period by Period Scoring	1st	2nd	TOT
UCF	43	44	87
KAN	41	50	91

Game 20 • #11/11 Kansas 91, UCF 87
January 28, 2025
Lawrence, Kan.

The UCF men's basketball team set out to do something on Tuesday night that hadn't happened in over 30 years. The Knights were looking to hand No. 11 Kansas back-to-back losses in Allen Fieldhouse for the first time since the 1988-89 season. In their debut at the historic venue, the Black and Gold pressed the Jayhawks for all 40 minutes, leading for more than half the contest, but ultimately falling 91-87.

The energy of Allen Fieldhouse seemed to possess the basketball in the first six minutes of action, as both sides found shot after shot end in swishes. Kansas started 8-for-12 from the field to take a 21-18 lead at the first media timeout, as UCF hung tough with the four-time national champions, going 7-12 early. Darius Johnson and Keyshawn Hall were sharp early, each hitting a pair of threes in the game's opening moments.

Johnson made a free throw to pull UCF within two before nailing his third three-pointer of the game, this time off a Benny Williams steal and assist from Jordan Ivy-Curry to take a 22-21 lead. The Knights played with the lead for the next few minutes, going up four twice during the run, with the three-point tally now at seven, tying the most in a first half this season halfway through the opening frame.

The media timeout at 6:30 remaining in the first half saw UCF down 32-30 with the Jayhawks shooting 61.1% to the Knights' 37% at the time. However, the Knights had forced seven turnovers, including two from Johnson, placing him alone in second place on UCF's all-time steals list. He finished the night with four steals, giving him 208 in his career, now behind only Jerry Prather who is UCF's all-time leader with 290 steals. Johnson later reached another milestone, hitting the 400-assist mark and jumped to third all-time on UCF's career list.

Johnson, who already had 13 points at this point on Tuesday, saw Hall tie things at 32 with an assist from Ivy-Curry before Ivy-Curry earned two fastbreak points to give the Knights the narrow lead. The Black and Gold surrendered the lead just once down the stretch of the first half, taking a 43-41 lead into the locker room. It was the third time this season that Kansas had trailed at home, the other two instances being against West Virginia and Arizona State.

Both Johnson and Hall had four made three-pointers at the break, leading the charge from behind the arc for nine UCF made threes in the first. The Knights forced 10 Kansas turnovers, turning those into nine points as opposed to three UCF turnovers that turned into four Jayhawk points. Kansas made just one of their final 10 field goals heading into the break. The Knights had nine steals in the first half, the most since last season against Ole Miss on Dec. 10.

UCF led for almost the first 12 minutes of the first half, building its biggest lead of the game at 56-47 with 16:50 left in the game. Moustapha Thiam got things going with a jumper before Johnson cashed in on his fifth triple of the game, his third time accomplishing the feat this season. Ivy-Curry was on point from deep just after Johnson, burying his fifth of the game to put UCF up eight. After a pair of Kansas free throws, Ivy-Curry answered again with a layup. Another Jayhawk two was answered with another clutch make by Thiam, building UCF's nine-point lead.

An errant UCF alley-oop pass led to a three pointer for Kansas at the other end, slicing UCF's lead to three at 56-53. The Knights were able to build the lead back up to eight at 63-55 with 13:08 to play with four Hall free throws and a Dallan 'Deebo' Coleman three.

A putback dunk by Thiam gave energy to a UCF team that saw the Jayhawks inching closer again, going up 67-64 with 10 minutes left. Kansas struck shortly after, piecing together a 7-0 run over the next 2:12, taking a 71-67 lead with 7:32 to play. Four more Hall made free throws thanks to two drives to the lane with fouls erased the Jayhawk edge, knotting the contest at 71. Kansas took a brief lead with two points at the 5:52 mark, only to see Hall answer with a three to take the lead right back seconds later.

Hall's three-point make to put the Knights up 74-73 was UCF's final lead of the night. The next almost three minutes remained tight, as Kansas was unable to pull away by any more than three. The Black and Gold erased tied Kansas three times in that stretch, with Hall and Thiam keeping UCF on the board and in the ballgame.

A made three-pointer pushed Kansas' lead to five with 2:56 to play. UCF refused to quit despite the ever-growing intensity of the Kansas faithful. Thiam hit a deep jumper before Hall drove the paint and scored on and converted on an and-one situation, tying things at 84 with 1:55 to play.

Three of four makes from the charity stripe by the Jayhawks' Hunter Dickinson gave Kansas the three point edge with 55 ticks remaining. Johnson responded a the other end with grit in the paint, missing two tough shots at the rim but cashing in on the third, putting UCF behind by one with 36 seconds left.

The Knights got the stop they needed, forcing a KJ Adams turnaround jumper to go errant. Hall crashed through the paint toward the rim, drawing contact but not a foul as the ball went bounding away. Kansas corralled the ball and UCF was forced to foul, which added two points at the other end after free throws. With four ticks left, Johnson took the ball up court and looked as if he was attempting to pull up for a deep, game-tying three pointer. Contact was made with Johnson's arms, but it was determined after review that the foul didn't occur in the act of shooting. With UCF in the double bonus, Johnson went to the line for two free throws instead of getting another shot at three from the floor. The first one didn't go, but the second did. Another foul in an attempt to get the ball back ended with two more makes and a four point and final advantage for Kansas 91-87.

UCF hit a season-high 14 three-pointers which also tied the most they had made against a Big 12 Conference opponent since joining the league, making 14 at home against Baylor last season.

Hall ended the night with 34 points while adding seven rebounds and three assists. It was the ninth time this season and 19th time in his career scoring 20 or more points and second time this season and third of his career scoring 30 or more. The five made triples was a career high. Johnson also finished with five threes, meaning it was the first time since Feb. 3, 2022 against South Florida that two Knights had five threes in a game when Darius Perry and Darin Green Jr. did it.

Kansas improved to 4-1 this season after a loss and 126-21 in the Bill Self era.

Official Basketball Box Score - Final
BYU at UCF
02/01/25 Addition Financial Arena, Orlando
2024-25 Men's Basketball

Game Time: 4:00 PM
Game Duration: 2:23
Attendance: 9,15

Officials: Darron George, Rick Crawford, De Selle Dea

BYU - 81 Record: 15-6 (6-4)

NO.	Name		Min	FG M-A	3P M-A	FT M-A	Rebounds OR	DR	TOT	Fouls PF	FD	TP	AS	TO	ST	Blocks BS	BA	+/-
0	Mawot Mag	F	27:43	6-10	3-6	4-5	0	3	3	3	4	19	5	2	1	0	1	10
13	Keba Keita	C	23:04	4-6	0-0	2-2	3	4	7	4	2	10	1	2	1	2	0	17
3	Egor Demin	G	26:34	1-3	1-3	0-0	0	3	3	3	3	3	6	5	0	0	0	9
15	Richie Saunders	G	29:33	8-14	6-9	0-0	0	3	3	2	0	22	0	3	2	0	2	9
21	Trevin Knell	G	20:10	4-9	4-7	3-3	1	3	4	3	2	15	1	1	2	0	1	8
30	Dallin Hall		24:05	0-1	0-1	1-4	1	2	3	0	3	1	5	2	1	0	0	-5
6	Kanon Catchings		12:11	0-4	0-2	0-0	0	5	5	2	0	0	1	0	0	0	0	-3
25	Dawson Baker		11:29	1-5	0-4	0-3	0	3	3	3	1	2	1	0	0	0	0	-3
45	Fousseyni Traore		16:48	4-6	0-0	1-2	0	2	2	1	1	9	1	2	0	0	0	-13
1	Trey Stewart		08:17	0-0	0-0	0-0	0	0	0	1	0	0	1	0	0	1	0	0
5	Mihailo Boskovic		00:09	0-0	0-0	0-0	0	0	0	0	0	0	0	0	0	0	0	1
Team							1	6	7			0		0				
Totals				28-58	14-32	11-19	6	34	40	22	16	81	22	17	7	3	4	6

Technical Fouls:NONE

Shooting By Period			
1st	FG%	14-30	46.7%
	3PT%	8-17	47.1%
	FT%	2-6	33.3%
2nd	FG%	14-28	50.0%
	3PT%	6-15	40.0%
	FT%	9-13	69.2%
GM	FG%	28-58	48.3%
	3PT%	14-32	43.8%
	FT%	11-19	57.9%

Dead Ball Rebounds: 5, 0

UCF - 75 Record: 13-8 (4-6)

NO.	Name		Min	FG M-A	3P M-A	FT M-A	Rebounds OR	DR	TOT	Fouls PF	FD	TP	AS	TO	ST	Blocks BS	BA	+/-
52	Moustapha Thiam	C	31:45	7-12	1-3	2-2	1	5	6	1	3	17	1	0	0	3	0	-4
0	Jordan Ivy-Curry	G	35:51	4-12	3-7	3-4	0	1	1	4	3	14	1	2	1	0	1	1
3	Darius Johnson	G	29:37	4-13	2-6	6-6	0	2	2	4	5	16	3	4	3	0	1	-6
4	Keyshawn Hall	G	26:34	6-13	2-4	6-6	1	7	8	3	4	20	3	1	0	1	1	-12
6	Dallan "Deebo" Coleman	G	35:00	0-3	0-2	2-2	0	1	1	2	3	2	1	1	4	0	0	-7
5	Benny Williams		10:21	0-2	0-0	0-2	1	1	2	1	1	0	1	0	2	0	0	14
15	Tyler Hendricks		07:39	0-0	0-0	0-0	1	2	3	0	0	0	0	0	0	0	0	-4
35	Rokas Jocius		03:08	1-2	0-0	0-1	1	1	2	0	1	2	0	0	0	0	0	-2
7	Dior Johnson		03:03	0-1	0-1	0-0	0	1	1	0	1	0	0	1	0	0	0	-4
22	Nils Machowski		17:02	1-4	0-3	2-2	1	2	3	2	1	4	0	1	1	0	0	-6
Team							2	3	5			0		0				
Totals				23-62	8-26	21-25	8	26	34	17	22	75	10	10	11	4	3	-6

Technical Fouls: Hall 1st 13:26

Shooting By Period			
1st	FG%	13-32	40.6%
	3PT%	4-15	26.7%
	FT%	10-13	76.9%
2nd	FG%	10-30	33.3%
	3PT%	4-11	36.4%
	FT%	11-12	91.7%
GM	FG%	23-62	37.1%
	3PT%	8-26	30.8%
	FT%	21-25	84.0%

Dead Ball Rebounds: 1, 1

	BYU	UCF
Biggest lead	7 (2nd 0:34)	7 (1st 3:27)
Best Scoring Run	12(2nd 16:30)	7(1st 11:26)
Lead Changes	6	
Times Tied	7	
Time with Lead	21:56	13:32

Points from	BYU	UCF
Turnovers	8	18
Paint	28	26
Second Chance	2	7
Fast Breaks	12	16
Bench	12	6

Period by Period Scoring	1st	2nd	TOT
BYU	38	43	81
UCF	40	35	75

Game 21 • BYU 81, UCF 75
February 1, 2025
Orlando, Fla.

The UCF men's basketball fell in a tight contest Saturday afternoon as BYU edged the Knights 81-75 in a game that came down to the final few minutes.

BYU opened the game by making three of the game's first four baskets, two of them triples to take an 8-2 lead 3:18 into the game. Keyshawn Hall earned a tough lay in, followed by a fastbreak triple from Darius Johnson, making it just a one-point deficit. BYU answered with a triple, only to be followed by one from UCF as well as Jordan Ivy-Curry got it going.

A dicey tangle in the paint led to Hall being whistled for his second foul of the half. Hall was whistled for a technical foul for arguing the call, leading him to sitting for the remainder of the half with three fouls with 13:26 left.

The Black and Gold used the adversity to pull in front for the first time at 19-16 with 11:26 left in the first, using a 7-0 run to jump ahead. Rokas Jocius earned two tough points before Johnson earned a pair from the charity stripe. Ivy-Curry cashed in with another triple to give UCF the edge.

After a quick 25-24 edge by BYU, UCF pieced together another 6-0 run to jump in front by five with two free throws form Moustapha Thiam and Ivy-Curry, plus a Johnson layup. Another 6-0 run after four BYU points, making it 36-29 with 3:27 to go. UCF was able to hold a six point edge with 35 seconds left in the half, but fouled a BYU shooter from distance. The ball went in and they converted the and-one chance, slicing the Knights advantage to just two at 40-38 heading into halftime.

The offense was flowing through Johnson and Thiam, who each finished the half with double-digit points. Johnson earned a dozen on the scoreboard, the third time this season scoring double-digit points in the first half. Thiam added 10, as the two combined for 22 of UCF's 40 first half points. Ivy-Curry added eight points of his own. On the flip side, BYU nailed eight three pointers in the first half, the highest UCF has allowed this season in through the first 20 minutes.

BYU came out on fire to start the second half, scoring the first eight points, three of which came thanks to three UCF turnovers in the first 3:38 out of the locker room to take the 46-40 edge. After a timeout, the Black and Gold got it going, the first basket coming from a give and go from Johnson to Thiam got UCF on the board in the first half 4:24 into the second stanza. Thiam added his first triple of the game his next trip down the floor, cutting the deficit to one.

Foul trouble continued for the Knights as Johnson picked up his third and fourth fouls before seven minutes had passed in the game, sending him to the bench with 14:07 left to play. BYU only benefited two points out of the fouls going back up three before Thiam retaliated with his signature baseline jumper, making it 48-47 BYU with 13:07 left.

UCF finally knotted the scoring again at 55-55 thanks to a second chance triple from Ivy-Curry, his third of the contest. A minute later, UCF pulled ahead with a Hall three-ball to give the Knights their first lead since they entered the halftime locker room. BYU erased the edge with a three of their own with 7:34 to play, the 11th Cougars triple of the contest.

Hall was a man on a mission out of the under-eight media timeout. After BYU earned a quick two, Hall took on two defenders, making a deep two late in the shot clock. The Cougars banged home a three pointer on the next trip down the floor, only to be answered by Hall from deep, locking the scoring at 63.

BYU's 13th three pointer of the evening put them up 68-65 with 4:46 to play. Hall tried to will his team back, sinking a pair of free throws to climb back to within one. The next basket, a BYU layup, was answered with a Hall jumper. BYU again tried to pull away with a three, and

After a missed three by BYU with 2:03 to play, the Cougars collected the rebound and earned a pair of second chance points,

BYU missed a three-pointer the next trip down the floor, but collected the rebound and collected a pair of second chance points to take a four-point lead. A UCF turnover immediately led to two more points off a step back jumper, putting the Knights down by half a dozen with 88 seconds to play. The Black and Gold were forced to start playing the foul game, and despite some missed free throws by the Cougars in front of the frond waiving faithful, UCF didn't connect on their opportunities on the other end, falling 81-75.

The 14 threes made by BYU is tied for the most allowed this season. The Knights also allowed 14 against Florida Atlantic earlier this year in a 100-94 win on Nov. 11. It's just the third time in league play that UCF has surrendered double-digit made three-pointers.

Official Basketball Box Score - Final
Cincinnati at UCF
02/05/25 Addition Financial Arena, Orlando
2024-25 Men's Basketball

Game Time: 7:00 PM
Game Duration: 2:3
Attendance: 7,42

Officials: Kipp Kissinger, Paul Szelc, Michael Greenste

Cincinnati - 93 Record: 13-9 (3-8)

NO.	Name		Min	FG M-A	3P M-A	FT M-A	Rebounds OR	DR	TOT	Fouls PF	FD	TP	AS	TO	ST	Blocks BS	BA	+/-
23	Dillon Mitchell	F	31:00	9-14	0-1	1-2	2	4	6	1	1	19	3	2	1	1	0	14
41	Simas Lukosius	F	28:35	2-7	1-6	2-3	0	1	1	1	2	7	2	0	2	0	0	4
55	Aziz Bandaogo	C	32:19	7-8	0-0	2-4	2	4	6	2	6	16	2	2	2	1	0	11
1	Day Day Thomas	G	33:55	9-15	1-2	1-2	1	2	3	2	1	20	6	1	1	1	2	3
2	Jizzle James	G	18:16	5-7	0-1	5-7	0	3	3	4	4	15	4	2	2	0	0	8
0	Dan Skillings Jr.		16:48	3-5	1-1	1-1	0	3	3	1	2	8	1	3	0	0	1	-3
10	Josh Reed		10:23	0-3	0-1	0-0	0	0	0	4	1	0	0	0	1	1	1	2
5	CJ Fredrick		12:43	0-0	0-0	0-0	0	1	1	0	1	0	0	0	0	0	0	6
14	Tyler Betsey		12:20	3-5	2-4	0-0	0	0	0	3	0	8	0	0	0	0	0	6
3	Rayvon Griffith		03:08	0-1	0-0	0-0	1	1	2	0	0	0	0	0	0	0	0	-1
22	Arrinten Page		00:33	0-0	0-0	0-0	0	0	0	0	0	0	0	0	0	0	0	0
Team							1	1	2			0		0				
Totals				38-65	5-16	12-19	7	20	27	18	18	93	18	10	9	4	4	10

Technical Fouls:NONE

Shooting By Period			
1st	FG%	18-32	56.3%
	3PT%	1-7	14.3%
	FT%	3-6	50%
2nd	FG%	20-33	60.6%
	3PT%	4-9	44.4%
	FT%	9-13	69.2%
GM	FG%	38-65	58.5%
	3PT%	5-16	31.3%
	FT%	12-19	63.2%

Dead Ball Rebounds: 5, 0

UCF - 83 Record: 13-9 (4-7)

NO.	Name		Min	FG M-A	3P M-A	FT M-A	Rebounds OR	DR	TOT	Fouls PF	FD	TP	AS	TO	ST	Blocks BS	BA	+/-
52	Moustapha Thiam	C	32:47	6-13	0-3	2-2	5	3	8	4	1	14	2	1	1	1	0	0
0	Jordan Ivy-Curry	G	29:47	4-7	2-4	1-2	1	2	3	2	2	11	0	1	0	0	0	5
3	Darius Johnson	G	37:31	8-15	2-6	3-4	3	2	5	3	4	21	6	5	0	0	1	-11
4	Keyshawn Hall	G	36:56	8-18	1-3	6-8	3	4	7	3	9	23	3	6	0	1	2	-14
6	Dallan "Deebo" Coleman	G	25:51	1-2	0-1	0-0	1	5	6	4	1	2	1	1	2	0	0	4
2	JJ Taylor		04:44	0-1	0-1	0-0	0	0	0	0	0	0	0	0	0	1	0	-11
1	Mikey Williams		03:52	0-2	0-1	0-0	0	0	0	1	0	0	0	0	0	0	1	-9
35	Rokas Jocius		04:24	0-0	0-0	0-0	2	2	4	1	0	0	0	1	0	0	0	-6
7	Dior Johnson		10:21	2-5	0-2	2-2	0	1	1	0	1	6	0	0	0	0	0	-2
5	Benny Williams		12:32	3-3	0-0	0-0	1	1	2	0	0	6	1	1	0	1	0	-3
22	Nils Machowski		01:15	0-1	0-1	0-0	0	0	0	0	0	0	0	0	0	0	0	-3
Team							1	2	3			0		0				
Totals				32-67	5-22	14-18	17	22	39	18	18	83	13	16	3	4	4	-10

Technical Fouls:NONE

Shooting By Period			
1st	FG%	14-32	43.8%
	3PT%	2-11	18.2%
	FT%	6-8	75%
2nd	FG%	18-35	51.4%
	3PT%	3-11	27.3%
	FT%	8-10	80%
GM	FG%	32-67	47.8%
	3PT%	5-22	22.7%
	FT%	14-18	77.8%

Dead Ball Rebounds: 2, 0

	CIN	UCF
Biggest lead	13 (2nd 0:35)	6 (1st 14:26)
Best Scoring Run	7(1st 10:12)	6(1st 2:06)
Lead Changes	1	
Times Tied	4	
Time with Lead	30:23	07:46

Points from	CIN	UCF
Turnovers	18	13
Paint	56	46
Second Chance	13	16
Fast Breaks	14	15
Bench	16	12

Period by Period Scoring	1st	2nd	TOT
CIN	40	53	93
UCF	36	47	83

Game 22 • Cincinnati 93, UCF 83
February 5, 2025
Orlando, Fla.

The UCF men's basketball team was topped by Cincinnati 93-83 on Wednesday night from Addition Financial Arena, dropping its third straight contest.

The Knights got on the board first with a Moustapha Thiam slam. Cincinnati answered with two of their own but the Black and Gold responded with a Keyshawn Hall three and midrange make for Jordan Ivy-Curry, building a five-point lead early. UCF extended the lead to six at 14-8 after a Darius Johnson triple and Ivy-Curry free throw just over five minutes in.

Cincinnati trimmed its deficit to two with back-to-back buckets before Hall made one-of-two from the line, snapping a 25-straight made free throw streak. The Bearcats answered with a layup before the under 12-minute media timeout, cutting the deficit to one. With 11:45 to play, both teams were shooting north of 50%, with just one made triple from UCF and none from Cincinnati.

Between the under 12 and under eight-minute timeouts, the Bearcats put together a 9-5 run, taking the lead at 16-15 and running it up to a 19-15 edge before UCF scored again. It wound up being the lone time on the night that the lead changed hands. Ivy-Curry brought it back to a one-point game with a three, putting an end to Cincinnati's 11-1 run with UCF still very much in the contest.

The Knights evened the scoring at 36-36 with 58 seconds left in the half thanks to a tough Johnson layup. Cincinnati added two more buckets, including a wild tip in at the buzzer to take a 40-36 advantage into the locker room.

The Bearcats banged home a three-pointer to start the second half. The Knights answered with four points in the paint, but Cincinnati responded and went on a 7-2 run to take a 50-42 lead.

The two sides essentially traded runs the rest of the game, as Cincinnati slowly edged their way to a 10-point lead at 70-60 with 8:16 to go. The Knights cut that deficit in half with 5:26 to go after a trio of free throws and a layup made it 76-71, but that was the closest the Black and Gold got to catching the Bearcats. UCF was unable to make stops when they needed them most, allowing 53 points in the second half.

Cincinnati shot 58.5% on the night, the highest clip from the field allowed during the Dawkins era. The Bearcats shot making ability, along with the 56 points in the paint, told the story. The paint points were the second-most allowed this season. UCF had the edge in offensive rebounding by 10 at a 17-7 edge but only led Cincinnati in second chance points 16-13.

Hall posted his fourth straight game with 20 or more points, posting 23 on 8-for-18 shooting. He now has 11 performances this season with 20+ points and 21 total in his career. The Big 12's leading scorer in league play has accomplished a similar feat before, scoring at least 20 points in four straight games last season with George Mason from Feb. 3-13. Johnson joined Hall in the 20+ category on the evening 2ith 21 on 8-for-15 shooting from the floor. Together, the two combined for three of UCF's five triples on the night, with the other two coming from Ivy-Curry, who now sits seven points away from 1,500 in his career.

Official Basketball Box Score - Final
UCF at Baylor
02/08/25 Foster Pavilion, Waco, Texas
2024-25 Men's Basketball

Game Time: 1:00 PM
Game Duration: 2:14
Attendance: 7,500

Officials: Tony Padilla, Kelly Self, James Fore

UCF - 76 Record: 13-10 (4-8)

NO.	Name		Min	FG M-A	3P M-A	FT M-A	Rebounds OR	DR	TOT	Fouls PF	FD	TP	AS	TO	ST	Blocks BS	BA	+/-
52	Moustapha Thiam	C	28:32	7-10	3-4	1-2	2	1	3	4	3	18	0	1	0	1	0	-13
0	Jordan Ivy-Curry	G	28:50	4-14	1-7	1-2	0	1	1	3	3	10	1	1	2	0	0	-1
3	Darius Johnson	G	32:24	2-7	1-2	7-7	0	1	1	2	3	12	5	3	1	0	0	-17
4	Keyshawn Hall	G	26:31	7-11	0-1	5-5	2	6	8	4	4	19	2	2	0	0	0	-18
6	Dallan "Deebo" Coleman	G	24:27	1-4	1-2	0-0	2	4	6	3	0	3	1	1	1	1	0	-1
35	Rokas Jocius		09:13	0-2	0-0	2-2	2	1	3	2	1	2	0	1	0	0	0	1
15	Tyler Hendricks		10:47	0-2	0-0	0-0	0	1	1	1	0	0	1	0	0	0	0	-8
7	Dior Johnson		14:56	1-3	0-1	0-0	0	0	0	1	1	2	1	1	1	0	0	-14
1	Mikey Williams		06:28	3-4	2-3	0-0	0	0	0	0	0	8	0	1	0	1	0	3
5	Benny Williams		11:45	1-2	0-0	0-0	2	1	3	0	0	2	0	1	0	0	0	-4
22	Nils Machowski		06:07	0-0	0-0	0-0	1	0	1	0	0	0	0	0	1	0	0	-3
Team							2	0	2			0		0				
Totals				26-59	8-20	16-18	13	16	29	20	15	76	11	12	6	3	0	-15

Technical Fouls::NONE

Shooting By Period		
1st FG%	11-29	37.9%
3PT%	3-9	33.3%
FT%	11-13	84.6%
2nd FG%	15-30	50.0%
3PT%	5-11	45.5%
FT%	5-5	100%
GM FG%	26-59	44.1%
3PT%	8-20	40.0%
FT%	16-18	88.9%

Dead Ball Rebounds: 3, 1

Baylor - 91 Record: 15-8 (7-5)

NO.	Name		Min	FG M-A	3P M-A	FT M-A	Rebounds OR	DR	TOT	Fouls PF	FD	TP	AS	TO	ST	Blocks BS	BA	+/-
15	Norchad Omier	F	35:37	6-10	0-0	6-6	4	8	12	4	7	18	2	2	1	0	1	19
17	Josh Ojianwuna	F	04:50	1-1	0-0	0-0	0	1	1	1	1	2	0	1	0	0	0	-1
1	Robert Wright	G	31:53	2-9	1-3	0-0	1	0	1	0	0	5	4	4	2	0	1	-6
3	Jeremy Roach	G	26:00	3-6	1-4	2-4	0	0	0	2	2	9	4	0	1	0	0	10
7	V.J. Edgecombe	G	26:22	6-11	1-4	4-4	0	1	1	4	4	17	5	0	2	0	1	7
2	Jayden Nunn		20:09	4-7	1-4	3-3	0	0	0	0	1	12	1	0	2	0	0	15
13	Langston Love		27:16	5-9	2-6	4-5	2	4	6	2	4	16	2	1	1	0	0	21
32	Jalen Celestine		20:45	5-7	2-4	0-0	3	2	5	2	1	12	2	1	1	0	0	18
5	Jason Asemota		01:47	0-0	0-0	0-0	0	0	0	0	0	0	0	0	0	0	0	-2
21	Davidson Hubbard		01:47	0-0	0-0	0-0	0	1	1	0	0	0	0	0	0	0	0	-2
22	Marino Dubravcic		01:47	0-0	0-0	0-0	0	0	0	0	0	0	0	0	1	0	0	-2
25	Omar Adegbola		01:47	0-0	0-0	0-0	0	0	0	0	0	0	0	0	0	0	0	-2
Team							1	0	1			0		1				
Totals				32-60	8-25	19-22	11	17	28	15	20	91	20	10	11	0	3	15

Technical Fouls::NONE

Shooting By Period		
1st FG%	14-30	46.7%
3PT%	5-14	35.7%
FT%	12-13	92.3%
2nd FG%	18-30	60.0%
3PT%	3-11	27.3%
FT%	7-9	77.8%
GM FG%	32-60	53.3%
3PT%	8-25	32.0%
FT%	19-22	86.4%

Dead Ball Rebounds: 3, 2

	UCF	BAY
Biggest lead	4 (1st 6:09)	24 (2nd 10:02)
Best Scoring Run	6(1st 9:32)	16(2nd 12:06)
Lead Changes	8	
Times Tied	5	
Time with Lead	02:29	33:24

Points from	UCF	BAY
Turnovers	16	16
Paint	32	42
Second Chance	15	12
Fast Breaks	7	10
Bench	14	40

Period by Period Scoring	1st	2nd	TOT
UCF	36	40	76
BAY	45	46	91

Game Notes: 15:10 1st half - BAY #2 shot free throws for injured #17 ♦ 1:47 2nd half - UCF #7 delay of game warning ♦

Game 23 • Baylor 91, UCF 76
February 8, 2025
Waco, Texas

The UCF men's basketball team lost its fourth straight game and sixth over the last seven with a 91-76 loss to Baylor Saturday afternoon.

The Knights started the contest with a trio of turnovers, but only one of them resulted in points for Baylor, a spinning layup for the game's first points two and a half minutes in. UCF answered with its first points of the afternoon, a three-pointer from Jordan Ivy-Curry. Keyshawn Hall opened his tab with a close shot for two, putting UCF up 5-4. A pair of free throws both ways made way for Baylor's first triple of the game, a late-shot clock make. Another three gave Baylor a five-point edge. Hall answered with another tough lay in, followed by a steal and fastbreak layup from Ivy-Curry to trim the deficit to one at 12-11.

Baylor answered the fastbreak points with a triple and a layup of their own, forcing UCF to call a timeout at 17-11. The Knights started to click form there, going on a 13-4 run over the next 4:23 of action. Moustapha Thiam got it started hitting a free throw, followed with a gritty layup from Darius Johnson, wo was then fouled from three-point range and made the ensuing trio of free throws to tie the contest at 17. Baylor answered with a pair of points, but Ivy-Curry responded with a pretty floater with a kiss off the backboard to make it 19-all. Shortly after, Baylor's VJ Edgecomb picked up his third foul, sending him to the bench for the remainder of the half. Out of the media timeout, Johnson missed a layup, but Thiam was there for the clean-up slam. Thiam kept working, fighting for a tough rebound which led to a trip to the line for Ivy-Curry, where he hit one of two. A pair of Baylor free throws were met with a Thiam triple, giving UCF the 25-21 edge.

Baylor finished the half on a 23-11 run to take a nine-point lead into the break at 45-36. After UCF's four-point edge, the bears pieced together a 7-0 run in 51 seconds to go up 28-25. Three turnovers hampered UCF for a moment, but Benny Williams cleaned up an errant three pointer to put the score at 30-27 to end a 9-0 stretch for the Bears.

Baylor banked a three in out of the under four-minute media timeout, followed by four free throws to make it a 10-point edge with a 16-2 run over nearly three minutes. Hall and Ivy-Curry re-entered the game with two fouls each. Hall drove to the hoop for two but picked up his third foul shortly after. The Bears hit one of the two ensuing free throws to build an 11-point edge. A late shot clock make over Johnson, who was there for the contest, as the half was winding down resulted in a 45-33 advantage for the home team. Johnson responded with a triple to finish the scoring for the half, sending UCF to the locker room down nine. After starting the half shooting 7-for-20, Baylor finished shooting 7-for-10.

Johnson snatched Baylor's opening possession to start the second half, leading to a Thiam lay in with an assist from Johnson. Hall earned an and-one opportunity and converted, followed by another lay-in from Ivy-Curry to draw UCF back within five. A pair of points at each end of the floor made it 50-45 before Ivy-Curry earned his third foul of the contest, triggering the under-16 media timeout. The Knights began the second half with a 9-5 scoring edge and were in position to make a move to grind their way to a comeback.

The game unraveled for the Black and Gold out of the timeout as Baylor began feasting on both ends of the floor, creating a 16-0 run over a 3:12 span. It started with second chance points for Baylor, followed by a UCF turnover that resulted in another pair of points. A UCF miss ended in two free throws the other way while an errant Knights triple the next time down the court led to two more points for the Bears. UCF burned their third timeout of the day, trying to stop the patch the holes in a game that began to have a sinking feeling.

Out of the 30-second break, UCF's boat began to take on even more water, missing a three and immediately leading to a made layup with an and-one chance tacked on. The free throw went awry, but Baylor collected the offensive board and added another layup. The Bears once again failed to miss, adding two more makes on as many attempts, forcing the Knights to burn their final timeout of the contest with a dozen minutes to play with a 21-point deficit on the board.

The rest of the game was simply a formality as the Baylor lead grew to 24 points with 10:02 remaining at 73-49. One bright spot of the contest came with just over five minutes to play as Hall earned his 1,000th career point on a layup in the paint for his 19th and final points of the game, finishing the game with exactly 1,000 points.

The scoreboard read 91-76 in favor of Baylor, the seventh time this season that UCF has surrendered more than 90 points. Prior to this season, opponents had posted 90 points or better just five times over the past eight campaigns of the Dawkins era. The Bears shot 53.3% from the field, the sixth time this season an opponent has been north of 50% from the floor.

After starting 3-2 in Big 12 play, the Knights have sunk to 4-8 in league games with eight more to play. The Knights were 4-8 through a dozen Big 12 games last season and also lost six of seven to fall to 4-9. Following the slump, UCF won three of the final five regular season contests.

Official Basketball Box Score - Final
Iowa St. at UCF
02/11/25 Addition Financial Arena, Orlando
2024-25 Men's Basketball

Game Time: 7:00 PM
Game Duration: 1:59
Attendance: 8,614

Officials: Doug Sirmons, Chance Moore, Tommy Johnson

Iowa St. - 77 Record: 19-5 (9-4)

NO.	Name		Min	FG M-A	3P M-A	FT M-A	Rebounds OR	DR	TOT	Fouls PF	FD	TP	AS	TO	ST	Blocks BS	BA	+/-
2	Joshua Jefferson	F	31:10	4-8	0-2	5-5	3	5	8	3	4	13	4	2	1	1	0	16
22	Milan Momcilovic	F	20:43	1-7	1-5	0-0	0	1	1	2	0	3	1	0	1	1	0	4
1	Dishon Jackson	C	16:19	3-5	0-0	2-6	2	3	5	1	3	8	0	0	0	0	1	1
3	Tamin Lipsey	G	31:58	2-7	1-6	6-6	0	4	4	2	3	11	2	1	2	0	0	14
10	Keshon Gilbert	G	35:33	6-9	1-2	2-2	0	7	7	1	2	15	4	4	1	0	1	9
0	Nate Heise		21:05	3-5	2-4	0-0	2	2	4	1	0	8	1	1	0	0	0	8
5	Curtis Jones		27:26	4-13	2-9	0-0	0	6	6	2	0	10	5	1	0	0	0	5
33	Brandton Chatfield		15:46	4-5	0-0	1-2	3	1	4	2	1	9	0	0	0	1	0	3
Team							1	1	2			0		2				
Totals				27-59	7-28	16-21	11	30	41	14	13	77	17	11	5	3	2	12

Technical Fouls::NONE

Shooting By Period		
1st FG%	13-31	41.9%
3PT%	5-16	31.3%
FT%	1-4	25%
2nd FG%	14-28	50.0%
3PT%	2-12	16.7%
FT%	15-17	88.2%
GM FG%	27-59	45.8%
3PT%	7-28	25.0%
FT%	16-21	76.2%

Dead Ball Rebounds: 4, 0

UCF - 65 Record: 13-11 (4-9)

NO.	Name		Min	FG M-A	3P M-A	FT M-A	Rebounds OR	DR	TOT	Fouls PF	FD	TP	AS	TO	ST	Blocks BS	BA	+/-
52	Moustapha Thiam	C	36:06	2-6	0-3	2-4	4	6	10	1	2	6	3	0	0	2	0	-5
0	Jordan Ivy-Curry	G	29:50	4-12	0-5	0-1	1	1	2	2	2	8	1	0	1	0	1	-16
3	Darius Johnson	G	34:19	4-12	3-8	0-0	0	1	1	3	3	11	4	1	3	0	0	-15
4	Keyshawn Hall	G	35:20	9-15	1-3	3-5	2	6	8	3	4	22	1	3	1	0	1	-5
6	Dallan "Deebo" Coleman	G	15:44	0-4	0-2	0-0	1	3	4	1	0	0	2	1	2	0	1	-4
1	Mikey Williams		27:39	6-12	2-4	0-0	0	3	3	3	2	14	1	1	0	0	0	-13
5	Benny Williams		05:44	0-0	0-0	0-0	0	0	0	0	0	0	1	2	0	0	0	-12
15	Tyler Hendricks		08:19	1-2	0-1	0-0	1	0	1	0	0	2	0	0	0	0	0	9
7	Dior Johnson		06:59	1-2	0-0	0-0	0	0	0	0	1	2	1	0	0	0	0	1
Team							1	2	3			0		1				
Totals				27-65	6-26	5-10	10	22	32	13	14	65	14	9	7	2	3	-12

Technical Fouls::NONE

Shooting By Period		
1st FG%	12-30	40.0%
3PT%	3-14	21.4%
FT%	3-3	100%
2nd FG%	15-35	42.9%
3PT%	3-12	25.0%
FT%	2-7	28.6%
GM FG%	27-65	41.5%
3PT%	6-26	23.1%
FT%	5-10	50.0%

Dead Ball Rebounds: 3, 0

	ISU	UCF
Biggest lead	15 (2nd 4:35)	3 (1st 19:45)
Best Scoring Run	8(1st 12:07)	8(1st 9:18)
Lead Changes	5	
Times Tied	3	
Time with Lead	33:59	02:53

Points from	ISU	UCF
Turnovers	8	10
Paint	38	34
Second Chance	15	10
Fast Breaks	20	18
Bench	27	18

Period by Period Scoring	1st	2nd	TOT
ISU	32	45	77
UCF	30	35	65

LIVESTATS

Game 24 • #10/10 Iowa State 77, UCF 65
February 11, 2025
Orlando, Fla.

A difficult matchup Tuesday night at Addition Financial Arena saw the UCF men's basketball team fall to No. 10 Iowa State, with late efforts coming up short en route to the 77-65 defeat.

While defensive displays kept the squad in the game, trailing by just five in the early stage of the season half, the Cyclones (19-5, 9-4) proved to be the better team in important spells of the game. Mikey Williams and Keyshawn Hall were consistently keeping UCF (13-11, 4-9) dangerous on the offensive end, while Iowa State produced a balanced effort from a quartet in double-digits.

Apart from an eye-catching Hall stepback three to open the scoring and a pair of Moustapha Thiam free throws, the opening minutes of action had each offense testing the floor. Multiple offensive boards from the Cyclones bridged threes from Milan Momcilovic and Curtis Jones.

While the Knights were finding open looks prior to the second media timeout, Jones found another triple to push the Iowa State lead to nine with just under 12 minutes to play. A Darius Johnson miss from beyond the arc would immediately be rectified out of the break, as Dallan 'Deebo' Coleman found the senior after securing the rebound, with Johnson leaving no doubt on his second attempt.

Johnson dished a nice pass to Tyler Hendricks, whose emphatic dunk cut the Cyclones' lead to four at 18-14 just as the contest passed the 10-minute mark. Johnson emphasized an eight-point swing from UCF with his second three of the game shortly after.

An Iowa State scoring drought that pushed over three minutes resulted in the Black and Gold securing their first lead since the opening minute courtesy of a crisp Jordan Ivy-Curry jumpshot. Newcomers Dior Johnson and Williams highlighted the 16-4 run as the offensive display guided the squad to a three-point lead at 25-22.

A constant in Big 12 basketball is the never-ending fight the opposition provides, as the Cyclones would level the bout at 25-all prior to the last media timeout. Following a tough finish at the rim from Darius Johnson, Iowa State fired off a 7-0 run to regain the lead at five. The passage would cease after an and-one by Hall, with the junior snatching an offensive board and utilizing his physicality to tally three points for the Knights. The opening 20 culminated with a promising stand on the defensive end as Iowa State led 32-30 after an enticing first half.

Balanced showings from Hall and Darius Johsnon with eight points apiece, complemented by an efficient six from Williams underlined the offensive efforts at the break. The Knights' 32 points surrendered in the opening half served as the second game this season UCF held its opponent to under 35 in conference play (TCU, 23).

Striving to find an early rhythm, the Knights couldn't connect on five attempts prior to an early timeout at 17:30, with the Cyclones adding six in that span. Hall, now the fourth member of the 1,000-point club to currently don Black and Gold, once again tallied the first three points for the Knights to open the half with a tough and-one at the rim.

Williams authored a strong sequence as he snatched a defensive board before downing a three from the corner, preceding a Cyclones turnover and another signature finish at the rim from Hall. The spells couldn't move the needle though as Iowa State's lead never dipped below seven before the second media timeout.

The Cyclone lead would grow to 55-41 at the 10-minute point, forcing a timeout from the Knights. Two buckets from each side evened out the next three minutes as Hall secured his 12th 20-point performance of the year on a powerful finish in the paint. As each Knight basket fell, the Cyclones were energized in their response, never wavering the 10-point buffer between them.

One stoppage led to another before UCF was staring down a 13-point deficit exiting the final media timeout. After a Hall layup, Ivy-Curry was quick to the scene with a steal and a layup of his own to force an Iowa State timeout with just over two minutes on the clock. A Williams transition three finally pushed the lead below 10 with 60 seconds to play, however, the clock didn't provide the Knights with a canvas to overturn the tide.

Continuing to see his role expand, Williams displayed his best performance of the campaign, setting a season-high in minutes (27:39) and points (14) on a productive six of 12 from the field. Hall's 22 led the Knights' efforts, the 13th game this season the Cleveland native paced the Black and Gold. The junior matches former Knight Isaiah Sykes' dominant 2012-13 campaign where he produced 12 games of 20-plus points of his own.

Official Basketball Box Score - Final
UCF at Colorado
02/15/25 CU Events Center, Boulder, Colo.
2024-25 Men's Basketball

Game Time: 1:00 PM
Game Duration: 2:02
Attendance: 7,212

Officials: Tyler Kumpf, Gary Maxwell, DG Nelson

UCF - 63 **Record: 13-12 (4-10)**

NO.	Name		Min	FG M-A	3P M-A	FT M-A	Rebounds OR	DR	TOT	Fouls PF	FD	TP	AS	TO	ST	Blocks BS	BA	+/-
52	Moustapha Thiam	C	31:43	1-9	1-5	4-4	2	1	3	4	4	7	1	2	1	5	2	-12
1	Mikey Williams	G	23:21	3-10	0-2	2-2	0	2	2	3	1	8	0	0	1	0	0	-13
3	Darius Johnson	G	35:47	6-13	1-4	2-2	1	2	3	3	4	15	2	2	1	0	2	-14
4	Keyshawn Hall	G	37:41	6-14	2-4	5-7	1	8	9	3	5	19	0	1	1	1	1	-11
6	Dallan "Deebo" Coleman	G	19:42	0-5	0-3	1-3	0	0	0	3	3	1	0	0	4	0	0	-6
35	Rokas Jocius		04:46	0-1	0-0	0-0	0	0	0	0	1	0	0	0	0	0	0	-7
2	JJ Taylor		04:02	0-1	0-1	0-0	0	0	0	0	0	0	1	1	1	0	0	-3
15	Tyler Hendricks		11:56	0-1	0-1	0-0	0	1	1	1	0	0	1	0	0	0	0	0
22	Nils Machowski		23:26	5-5	2-2	1-2	0	5	5	2	1	13	2	0	3	0	0	-2
5	Benny Williams		07:36	0-2	0-1	0-0	0	0	0	0	0	0	1	1	0	0	0	3
Team							4	2	6			0		1				
Totals				21-61	6-23	15-20	8	21	29	19	19	63	8	8	12	6	5	-13

Technical Fouls::NONE

Shooting By Period		
1st FG%	14-32	43.8%
3PT%	4-13	30.8%
FT%	4-5	80%
2nd FG%	7-29	24.1%
3PT%	2-10	20.0%
FT%	11-15	73.3%
GM FG%	21-61	34.4%
3PT%	6-23	26.1%
FT%	15-20	75.0%

Dead Ball Rebounds: 1, 0

Colorado - 76 **Record: 10-15 (1-13)**

NO.	Name		Min	FG M-A	3P M-A	FT M-A	Rebounds OR	DR	TOT	Fouls PF	FD	TP	AS	TO	ST	Blocks BS	BA	+/-
7	Sebastian Rancik	F	30:37	4-11	0-2	2-2	2	5	7	2	3	10	1	4	1	0	2	8
8	Bangot Dak	F	23:45	4-9	0-1	1-2	4	1	5	2	3	9	3	0	1	2	0	1
23	Andrej Jakimovski	F	26:22	6-10	3-6	0-0	1	6	7	4	1	15	1	3	0	0	1	10
3	Julian Hammond III	G	28:34	2-10	1-3	6-6	1	4	5	2	6	11	1	3	1	2	1	10
5	RJ Smith	G	30:57	2-5	1-4	4-4	0	6	6	3	1	9	1	0	0	1	0	14
11	Javon Ruffin		16:48	3-5	2-4	0-1	1	1	2	1	1	8	2	3	1	0	0	2
35	Assane Diop		18:51	1-2	0-0	4-4	3	7	10	1	2	6	1	0	1	0	1	4
50	Elijah Malone		13:31	3-5	0-1	1-2	1	4	5	3	1	7	0	4	0	0	0	12
6	Trevor Baskin		10:36	0-2	0-1	1-2	0	0	0	1	1	1	1	1	0	0	1	4
Team							3	2	5			0		1				
Totals				25-59	7-22	19-23	16	36	52	19	19	76	11	19	5	5	6	13

Technical Fouls::NONE

Shooting By Period		
1st FG%	12-28	42.9%
3PT%	4-12	33.3%
FT%	10-12	83.3%
2nd FG%	13-31	41.9%
3PT%	3-10	30.0%
FT%	9-11	81.8%
GM FG%	25-59	42.4%
3PT%	7-22	31.8%
FT%	19-23	82.6%

Dead Ball Rebounds: 1, 0

	UCF	COLO
Biggest lead	5 (1st 1:57)	16 (2nd 2:18)
Best Scoring Run	10(1st 2:49)	7(1st 12:22)
Lead Changes	6	
Times Tied	3	
Time with Lead	06:35	31:11

Points from	UCF	COLO
Turnovers	17	4
Paint	24	30
Second Chance	7	17
Fast Breaks	9	9
Bench	13	22

Period by Period Scoring	1st	2nd	TOT
UCF	36	27	63
COLO	38	38	76

Game 25 • Colorado 76, UCF 63
February 15, 2025
Boulder, Colo.

The UCF men's basketball team fell on the road Saturday afternoon 76-63 to Colorado.

Mikey Williams, who was making his first collegiate start in place of the injured Jordan Ivy-Curry, opened the game with the Knights' first two points. After a Colorado turnover, Keyshawn Hall swished a three-pointer to give UCF the 5-4 edge. Shots weren't falling for either side early, as UCF held a 9-8 lead six minutes in.

The shots finally started falling, but unfortunately for the Knights, it was the other black and gold team. Colorado pieced together a 7-0 run while UCF was in a one-for-seven shooting slump to take a 13-9 lead.

UCF started to get shots to fall out of the under-12 media timeout, as JJ Taylor earned a steal out of the break, feeding it to Darius Johnson on the fast break for two. Colorado answered with a triple to make it 16-11. Johnson hit a deep turnaround jumper, but the Buffaloes again answered with a triple. Johnson responded with a three of his own, responsible for seven straight UCF points. Again though, Colorado buried a three to respond.

A Moustapha Thiam triple cut the UCF deficit to four at 25-21. Two Colorado free throws drop which yielded to a 10-0 Knights run to put the good Black and Gold up 31-27. Hall got the run going with a fastbreak layup, earning an extra point at the charity stripe off the and-one opportunity. Nils Machowski went on a run of his own, earning seven straight points with two baskets in the paint surrounding a three. Colorado missed seven shots in as many attempts, including three turnovers in a two-minute span to help UCF climb on top.

Colorado finished the half outscoring UCF 11-5, a stretch that included a 7-0 run where five points came from free throws, taking a 38-36 lead into the break. The Knights held a 14-2 edge in points off turnovers heading into the break and a slight 16-14 edge in points in the paint.

UCF came out solid on defense to start the second half, with the team smacking the floor before the ball was inbounded to begin the final 20, resulting in a Dallan 'Deebo' Coleman steal. After a UCF miss, Coleman again snatched a steal but came up empty on the offensive end on the resulting possession which ended in a spinning layup for Colorado, taking a 40-36 lead. Both teams went cold on offense from there as the Buffaloes missed eight straight shots, while UCF finally found its first basket of the second half after missing the first seven, a Hall three-pointer.

With Colorado in front 42-39, Colorado slowly began to pull away. They went up eight after a triple and fastbreak layup. Hall answered with a layup in the paint, but The Buffaloes added another four points to go up 10 at 51-41. UCF was able to cut it back to five at 55-50 after Machowski drilled a three-pointer, ending a streak of four straight misses from the field for the team. Hall added two free throws on top of it to cut the deficit to five.

Colorado missed a triple to go back up eight, and Coleman was fouled on the floor gathering the rebound, putting UCF in the single bonus with 7:26 to go. Momentum swung heavily in the Buffaloes' favor as the front end of the one-and-one was missed, leading directly to a three-pointer on the ensuing possession, as the lead returned to eight for Colorado.

A pair of made free throws from Thiam briefly brought it back to six, but that's the closest the contest would get to approaching back to even. Another two points from Colorado were answered by one free throw before making way for a 7-0 run by the Buffaloes, putting UCF down 14 at 67-53 with 3:44 to play.

UCF's sixth straight loss is the first time under Dawkins the program has lost six in a row and the first time since the 2015-16 season.

Machowski was a perfect five-for-five from the floor off the bench for the Knights, tying a career-high 13 points and five rebounds. Hall led the Knights in scoring with 19 points while Johnson followed closely behind with 15.

Official Basketball Box Score - Final
UCF at Oklahoma St.
02/19/25 Gallagher-Iba Arena, Stillwater
2024-25 Men's Basketball

Game Time: 8:05 PM
Game Duration: 2:15
Attendance: 5,122

Officials: Gregory Nixon, Michael Greenstein, De Selle Dean

UCF - 95 **Record: 13-13 (4-11)**

NO.	Name		Min	FG M-A	3P M-A	FT M-A	Rebounds OR	DR	TOT	Fouls PF	FD	TP	AS	TO	ST	Blocks BS	BA	+/-
35	Rokas Jocius	F	10:36	0-2	0-1	0-0	0	3	3	4	1	0	0	1	0	0	1	-6
0	Jordan Ivy-Curry	G	29:06	2-8	1-5	4-4	0	4	4	4	1	9	2	0	0	0	1	-15
1	Mikey Williams	G	28:45	6-11	2-5	0-1	2	5	7	2	1	14	1	3	0	0	0	-9
3	Darius Johnson	G	29:56	8-12	1-3	6-7	0	2	2	5	6	23	6	3	2	0	0	2
4	Keyshawn Hall	G	40:00	9-20	2-6	14-17	4	2	6	4	10	34	1	5	0	2	0	-9
6	Dallan "Deebo" Coleman		10:34	0-2	0-2	1-2	1	1	2	0	1	1	0	1	0	0	0	-15
7	Dior Johnson		07:19	2-2	1-1	3-3	0	3	3	2	2	8	1	3	0	0	0	-9
22	Nils Machowski		14:38	0-1	0-0	2-2	1	3	4	1	2	2	1	2	2	0	1	3
15	Tyler Hendricks		08:44	0-0	0-0	0-0	0	0	0	0	0	0	0	0	0	0	0	8
2	JJ Taylor		20:22	1-1	1-1	1-2	0	3	3	3	1	4	2	2	1	2	0	5
Team							2	0	2			0		0				
Totals				28-59	8-24	31-38	10	26	36	25	25	95	14	20	5	4	3	-9

Technical Fouls: Hall 2nd 20:00

Shooting By Period		
1st FG%	12-25	48.0%
3PT%	4-12	33.3%
FT%	12-14	85.7%
2nd FG%	16-34	47.1%
3PT%	4-12	33.3%
FT%	19-24	79.2%
GM FG%	28-59	47.5%
3PT%	8-24	33.3%
FT%	31-38	81.6%

Dead Ball Rebounds: 2, 2

Oklahoma St. - 104 **Record: 13-13 (5-10)**

NO.	Name		Min	FG M-A	3P M-A	FT M-A	Rebounds OR	DR	TOT	Fouls PF	FD	TP	AS	TO	ST	Blocks BS	BA	+/-
25	Robert Jennings	F	15:53	2-5	0-0	5-5	2	3	5	2	3	9	0	0	0	0	1	-3
33	Abou Ousmane	F	21:00	6-12	1-3	4-5	0	2	2	5	5	17	0	1	3	1	1	19
1	Bryce Thompson	G	32:46	10-15	1-4	4-5	0	3	3	3	2	25	3	0	0	1	0	14
2	Arturo Dean	G	28:05	5-9	1-3	5-8	2	5	7	3	6	16	4	1	3	0	0	15
14	Jamyron Keller	G	19:17	1-4	1-4	0-0	0	4	4	3	1	3	3	0	4	0	0	4
0	Marcheluis Avery		15:24	3-5	2-4	2-2	3	3	6	3	1	10	0	0	0	0	0	10
5	Khalil Brantley		24:13	4-7	0-2	7-8	0	1	1	1	5	15	5	1	2	0	0	2
4	Davonte Davis		06:26	0-1	0-1	0-0	0	0	0	2	0	0	1	0	0	0	0	1
6	Brandon Newman		13:57	2-7	0-3	0-0	0	3	3	2	0	4	1	2	1	1	1	-1
24	Pat Suemnick		12:06	1-3	0-0	0-0	1	2	3	0	0	2	0	1	0	0	1	-5
13	Connor Dow		10:53	1-6	0-3	1-2	3	0	3	2	1	3	0	1	1	0	0	-11
Team							2	0	2			0		0				
Totals				35-74	6-27	28-35	13	26	39	26	24	104	17	7	14	3	4	9

Technical Fouls: Ousmane 2nd 17:17

Shooting By Period		
1st FG%	21-40	52.5%
3PT%	5-16	31.3%
FT%	6-7	85.7%
2nd FG%	14-34	41.2%
3PT%	1-11	9.1%
FT%	22-28	78.6%
GM FG%	35-74	47.3%
3PT%	6-27	22.2%
FT%	28-35	80.0%

Dead Ball Rebounds: 5, 0

	UCF	OKST
Biggest lead	3 (1st 19:48)	19 (1st 3:59)
Best Scoring Run	6(1st 1:07)	10(1st 3:59)
Lead Changes	3	
Times Tied	1	
Time with Lead	01:57	37:51

Points from	UCF	OKST
Turnovers	5	26
Paint	36	46
Second Chance	14	14
Fast Breaks	27	24
Bench	15	34

Period by Period Scoring	1st	2nd	TOT
UCF	40	55	95
OKST	53	51	104

Game 26 • Oklahoma State 104, UCF 95
February 19, 2025
Stillwater, Okla.

Despite trimming the deficit to five late in the second half, the UCF men's basketball team came up short at Oklahoma State, 105-94, Wednesday night inside Gallagher-Iba Arena.

Rokas Jocius, in for an ill Moustapha Thaim, won the jump ball to start the contest, leading to Keyshawn Hall knocking down a triple on the game's first possession with an assist from Darius Johnson. After Oklahoma State hit a long two on its first possession, Johnson again lent a helping hand, picking up an assist on a long two-pointer from Mikey Williams. The Knights missed just one shot before the first media timeout, but three turnovers resulted in five Cowboys points, giving them an 11-7 lead at the break.

By the under-12 media timeout, Oklahoma State had a 12-2 advantage in points in the paint, a 5-0 edge in second chance points, and an 8-0 edge in points off turnovers, leading to a 26-14 lead eight minutes in. The Cowboys hit seven of their eight shot attempts leading into the timeout to build their lead.

The turnovers continued as the Knights coughed the ball up eight times in 12 minutes, hindering themselves from cutting into the dozen point deficit that sat at 36-24. Hall and Williams combined for all but three of UCF's points with eight to play in the first, scoring 14 and seven, respectively.

The Black and Gold ended the half on a 6-0 run, but it was in the process of trimming a 19-point lead to 53-40. Fifteen turnovers plagued the Knights in the first 20 minutes, resulting in 20 Oklahoma State off those turnovers. The Cowboys missed their final six shots of the half and hadn't registered a point in the final 3:25 of the opening segment.

Going into half, Hall was given a technical foul, awarding Oklahoma State two free throws to start the second. The Cowboys hit one of two, and UCF got the ball to get the clock rolling. Oklahoma State was first to register a field goal, going up 56-40 a minute in.

UCF pieced together a 6-0 run, all via Jordan Ivy-Curry. He knocked down a pair of free throws and a fastbreak layup. Oklahoma State's Abou Ousmane committed a foul before earning a technical foul of his own, as Ivy-Curry buried both ensuing free throws.

The Knights entered the single bonus with 14:25 points still to play, as Dallan 'Deebo' Coleman hit a free throw to make it 63-53.

Six straight UCF misses allowed Oklahoma State to inflate the lead to 16 again at 69-53. Still, the Knights refused to go away, as Hall and Johnson earned lay ins with an and-one conversion from Johnson. After a Cowboy make, Hall again earned a tough two, adding an extra point with the and-one to make it 71-61.

UCF earned its way into the double bonus with 10:02 remaining as the Knights continued to try to claw back. Soon after, they did just that.

Out of the under-eight media timeout, Williams buried a triple to cut the deficit to nine at 78-69. Oklahoma State answered with two points in the paint, but JJ Taylor responded with a triple. A free throw on the other end led to a Johnson layup with 5:13 to play. Johnson again sliced into the paint 15 seconds later, earning another pair to cut Oklahoma State's lead to just five, forcing the Cowboys to call a timeout with 4:50 to play and an 81-76 lead.

Oklahoma State pulled away out of the timeout, going on a 6-0 run to regain its double digiti lead at 87-76 with 3:19 to go. UCF cut it back to seven with 1:58 to play after a Johnson three-pointer and a pair of Hall makes from the charity stripe. The Black and Gold had to play the free throw game shortly after and couldn't pull through, falling 104-95.

The turnover discrepancy was a large factor in Wednesday night's ballgame, as the Knights finished with 20 turnovers, their most of the season, while forcing only seven, the fewest by an opponent on the campaign. Oklahoma State finished with a 26-5 edge in points off turnovers.

Hall shone bright yet again, registering 34 points and playing in every second of the contest. It was his third game this season scoring north of 30 points and the fourth occurrence in his career. He has registered five 20+ point performances in his last seven outings and has earned all three of his 30+ point games over the last 11. Hall now averages 19.1 points per game on the campaign, which if the season ended today, would stand as the highest clip by a Knight since Jermaine Taylor had 26.2 in 2008-09.

Official Basketball Box Score - Final
Utah at UCF
02/23/25 Addition Financial Arena, Orlando
2024-25 Men's Basketball

Game Time: 4:00 PM
Game Duration: 2:16
Attendance: 6,378

Officials: Rick Crawford, Bert Smith, Ted Valentine

Utah - 72 Record: 15-12 (7-9)

NO.	Name		Min	FG M-A	3P M-A	FT M-A	Rebounds OR	DR	TOT	Fouls PF	FD	TP	AS	TO	ST	Blocks BS	BA	+/-
2	Ezra Ausar	F	29:49	7-10	0-0	6-7	1	5	6	4	4	20	2	4	1	0	1	20
10	Jake Wahlin	F	33:18	4-8	0-4	0-0	2	4	6	3	0	8	4	3	1	2	1	9
34	Lawson Lovering	C	22:35	1-4	0-0	0-0	1	2	3	1	0	2	3	1	0	1	1	5
25	Mike Sharavjamts	G	26:43	6-12	3-8	0-0	1	3	4	3	1	15	6	2	0	0	0	7
55	Gabe Madsen	G	31:43	8-12	5-9	2-3	0	3	3	1	2	23	1	1	1	0	0	18
32	Zach Keller		08:29	1-3	0-0	0-0	2	1	3	2	1	2	0	2	0	0	1	5
1	Miro Little		13:12	0-1	0-0	0-0	0	4	4	2	1	0	1	3	3	0	0	-9
0	Hunter Erickson		09:02	0-1	0-1	0-0	1	0	1	0	0	0	1	1	0	0	0	-25
8	Keanu Dawes		14:09	1-3	0-1	0-0	1	1	2	0	0	2	0	1	0	0	0	-21
11	Caleb Lohner		06:08	0-0	0-0	0-0	0	0	0	0	0	0	0	0	0	0	0	-12
45	Mason Madsen		04:53	0-1	0-1	0-0	0	0	0	1	0	0	0	0	0	0	0	-17
Team							0	0	0			0		1				
Totals				28-55	8-24	8-10	9	23	32	17	9	72	18	19	6	3	4	-4

Technical Fouls::NONE

Shooting By Period		
1st FG%	11-22	50.0%
3PT%	4-9	44.4%
FT%	3-4	75%
2nd FG%	17-33	51.5%
3PT%	4-15	26.7%
FT%	5-6	83.3%
GM FG%	28-55	50.9%
3PT%	8-24	33.3%
FT%	8-10	80.0%

Dead Ball Rebounds: 2, 1

UCF - 76 Record: 14-13 (5-11)

NO.	Name		Min	FG M-A	3P M-A	FT M-A	Rebounds OR	DR	TOT	Fouls PF	FD	TP	AS	TO	ST	Blocks BS	BA	+/-
52	Moustapha Thiam	C	30:33	8-10	1-2	1-2	4	5	9	1	2	18	0	0	0	2	0	11
1	Mikey Williams	G	14:32	1-5	0-1	0-0	0	1	1	0	0	2	0	1	2	0	0	-8
3	Darius Johnson	G	36:23	5-13	1-5	1-2	0	3	3	3	3	12	5	3	3	0	1	6
4	Keyshawn Hall	G	33:57	3-12	0-3	5-6	2	1	3	1	7	11	2	3	2	0	1	-6
22	Nils Machowski	G	05:47	0-0	0-0	0-0	0	0	0	0	0	0	0	0	0	0	0	-10
0	Jordan Ivy-Curry		27:43	5-10	0-5	2-2	0	2	2	1	2	12	4	0	4	0	0	12
5	Benny Williams		12:52	2-5	0-1	0-0	2	0	2	1	1	4	0	0	1	1	0	4
6	Dallan "Deebo" Coleman		22:48	3-5	2-4	2-2	4	1	5	0	1	10	1	0	1	0	0	15
7	Dior Johnson		01:57	0-2	0-0	0-0	0	1	1	0	0	0	0	1	0	0	1	-2
15	Tyler Hendricks		13:28	2-3	2-3	1-2	0	2	2	2	1	7	0	0	0	1	0	-2
Team							0	1	1			0		0				
Totals				29-65	6-24	12-16	12	17	29	9	17	76	12	8	13	4	3	4

Technical Fouls::NONE

Shooting By Period		
1st FG%	12-35	34.3%
3PT%	3-13	23.1%
FT%	3-6	50%
2nd FG%	17-30	56.7%
3PT%	3-11	27.3%
FT%	9-10	90%
GM FG%	29-65	44.6%
3PT%	6-24	25.0%
FT%	12-16	75.0%

Dead Ball Rebounds: 4, 1

	UT	UCF
Biggest lead	11 (1st 13:38)	11 (2nd 5:57)
Best Scoring Run	7(1st 17:19)	12(2nd 7:58)
Lead Changes	9	
Times Tied	4	
Time with Lead	20:06	17:38

Points from	UT	UCF
Turnovers	8	20
Paint	38	32
Second Chance	12	16
Fast Breaks	7	16
Bench	4	33

Period by Period Scoring	1st	2nd	TOT
UT	29	43	72
UCF	30	46	76

Game 27 • UCF 76, Utah 72
February 23, 2025
Orlando, Fla.

Fans in Addition Financial Arena held their breath Sunday night as the game came down to the wire, tied at 72. As the clock drained under 10 seconds, Darius Johnson drove the paint and kissed a layup off the glass to lift the Black and Gold over Utah 76-72, snapping the Knights' seven-game losing streak.

The Knights started the game slow, starting in an 11-point hole at 15-4 just under six and a half minutes in. UCF finally turned on the offense with a bucket from Jordan Ivy-Curry in the paint, ending the team's dry spell with 12:12 to play in the half. Johnson kept the energy moving, immediately following with a steal that translated into a three knocked down by Moustapha Thiam.

Coming out of the second media timeout, the Black and Gold forced a turnover on four consecutive plays. That, coupled with a four-minute-long Utah scoring drought, closed the gap to four at 17-13. A jumper from Thiam tied the game and kept the momentum going before Tyler Hendricks, assisted by Johnson sank a three to secure the Knights' first lead of the game 20-17. Hendricks provided a spark off the bench in the first half, knocking down a pair of threes and chasing down a block to keep the Black and Gold in the game.

The Knights' bench made an impact Sunday evening, recording a season-high 33 points. Ivy-Curry led the group with 12 points, four assists, and four steals.

"We're a team that plays with our depth so having those guys contribute the way they did I think was very impactful for our team."

Once UCF pulled ahead, the game stayed close the remainder of the half, with neither team holding a lead of more than four. By the end of the half, UCF's defensive performance lent them a single-point lead, 30-29. Despite opening the game dominantly on the offensive side of the ball, Utah began to crumble under the Knights' heavy defensive pressure, giving up 12 turnovers in the first half, while UCF only coughed up three and snagged eight steals.

The second half continued to see more of the same as the end of the first with back-and-forth buckets as both teams grappled for the lead. UCF flipped the switch and bolted out on a 12-0 run, started by a pair of free throws from Dallan 'Deebo' Coleman. From there, a pair of threes from Johnson and Coleman extended the lead to eight and a layup from Keyshawn Hall solidified the Knights' double-digit lead, 59-49 with 7:58 to play.

UCF continued to apply pressure with a steal from Hall and a second-chance layup from Johnson building the lead to a game-high 11 points at 63-52 with just under six minutes left. Unwilling to lay down, the Utes turned things around, slashing their deficit to just one point, 68-67, with 1:39 left in the game. A layup from Hall put the Knights up by three, 72-69, with 36 seconds left on the clock. But Utah brought the fate of the game down to the wire, sinking a three at the 11-second mark to tie at 72-72. Senior guard Johnson came in clutch for the home team driving to the rim from the top of the arc, laying in a reverse layup to seal the game and ultimately put an end to the Knights seven game slide. Utah turned around by mishandling the ball on a quick inbound, giving possession back to UCF. Hall was fouled with just moments left in the game, knocking down both his free throws finalizing the score at 76-72.

Tonight's contest marked the first time five players scored 10 points since UCF beat Texas 77-71 on Jan. 17, 2024; Thiam (18), Johnson (12), Ivy-Curry (12), Hall (11), Coleman (10).

Johnson's game winning layup with 2.8 seconds left was the fourth time in the Dawkins era that UCF has made a game-winning shot with under three seconds left. The last time it happened was on Feb. 20, 2022 where Darin Green Jr. made a buzzer beater to beat ECU 69-66.

Official Basketball Box Score - Final
Kansas St. at UCF
02/26/25 Addition Financial Arena, Orlando
2024-25 Men's Basketball

Game Time: 7:00 PM
Game Duration: 2:25
Attendance: 7,003

Officials: Tony Padilla, Jeffery Anderson, Brooks Wells

Kansas St. - 76 Record: 13-15 (7-10)

NO.	Name		Min	FG M-A	3P M-A	FT M-A	Rebounds OR	DR	TOT	Fouls PF	FD	TP	AS	TO	ST	Blocks BS	BA	+/-
1	David N'Guessan	F	28:21	4-8	0-0	0-2	2	2	4	3	4	8	2	1	0	0	1	1
34	Ugonna Onyenso	F	25:03	2-3	0-0	0-0	3	1	4	3	0	4	0	2	1	3	0	-5
0	Dug McDaniel	G	35:02	4-14	0-4	2-2	0	3	3	2	1	10	9	2	1	0	1	-6
2	Max Jones	G	33:07	6-17	3-7	7-8	1	3	4	4	8	22	0	2	2	0	5	1
11	Brendan Hausen	G	24:09	4-10	2-6	1-1	2	1	3	1	2	11	1	2	1	0	0	-10
3	CJ Jones		20:55	4-6	2-3	2-3	0	2	2	2	3	12	1	0	0	0	0	3
4	Mobi Ikegwuruka		10:30	1-1	0-0	1-3	3	1	4	2	3	3	0	1	0	0	0	-7
10	David Castillo		08:55	0-3	0-2	2-2	0	1	1	0	1	2	1	0	1	0	0	-4
23	Macaleab Rich		13:59	2-3	0-0	0-0	2	2	4	3	1	4	0	2	0	0	1	7
Team							3	3	6			0		1				
Totals				27-65	7-22	15-21	16	19	35	20	23	76	14	13	6	3	8	-4

Technical Fouls::NONE

Shooting By Period		
1st FG%	13-34	38.2%
3PT%	4-12	33.3%
FT%	4-6	66.7%
2nd FG%	14-31	45.2%
3PT%	3-10	30.0%
FT%	11-15	73.3%
GM FG%	27-65	41.5%
3PT%	7-22	31.8%
FT%	15-21	71.4%

Dead Ball Rebounds: 2, 0

UCF - 80 Record: 15-13 (6-11)

NO.	Name		Min	FG M-A	3P M-A	FT M-A	Rebounds OR	DR	TOT	Fouls PF	FD	TP	AS	TO	ST	Blocks BS	BA	+/-
52	Moustapha Thiam	C	30:34	4-9	1-5	2-2	5	5	10	2	2	11	0	4	1	8	0	6
1	Mikey Williams	G	24:13	1-7	0-3	2-4	3	4	7	4	4	4	2	1	2	0	1	0
3	Darius Johnson	G	34:52	8-16	4-10	3-4	0	3	3	3	3	23	4	3	1	0	0	7
4	Keyshawn Hall	G	36:53	7-12	2-5	10-12	1	4	5	3	8	26	3	5	0	0	1	6
15	Tyler Hendricks	G	13:25	2-4	0-2	0-0	2	2	4	5	1	4	0	1	3	0	0	4
5	Benny Williams		12:34	3-5	0-0	0-0	0	0	0	0	0	6	2	0	0	0	1	-4
0	Jordan Ivy-Curry		08:30	0-3	0-2	0-0	0	1	1	0	0	0	1	0	0	0	0	-1
6	Dallan "Deebo" Coleman		25:13	0-2	0-2	1-2	2	0	2	4	1	1	0	1	0	0	0	2
7	Dior Johnson		12:20	2-2	0-0	1-1	1	2	3	2	1	5	1	0	1	0	0	2
22	Nils Machowski		01:27	0-0	0-0	0-0	0	0	0	0	0	0	1	0	0	0	0	-2
Team							2	4	6			0		0				
Totals				27-60	7-29	19-25	16	25	41	23	20	80	14	15	8	8	3	4

Technical Fouls::NONE

Shooting By Period		
1st FG%	15-32	46.9%
3PT%	5-18	27.8%
FT%	6-8	75%
2nd FG%	12-28	42.9%
3PT%	2-11	18.2%
FT%	13-17	76.5%
GM FG%	27-60	45.0%
3PT%	7-29	24.1%
FT%	19-25	76.0%

Dead Ball Rebounds: 4, 1

	KSU	UCF
Biggest lead	3 (1st 4:54)	11 (2nd 17:16)
Best Scoring Run	9(1st 4:54)	10(1st 0:27)
Lead Changes	2	
Times Tied	2	
Time with Lead	01:33	36:42

Points from	KSU	UCF
Turnovers	26	17
Paint	40	34
Second Chance	14	15
Fast Breaks	12	11
Bench	21	12

Period by Period Scoring	1st	2nd	TOT
KSU	34	42	76
UCF	41	39	80

Game 28 • UCF 80, Kansas State 76
Feb. 26, 2025
Orlando, Fla.

With just 14 seconds left in regulation, a game the Knights led for over 35 minutes came down to just three points after Kansas State clawed its way back in the second half. Despite the foe's late surge, the UCF men's basketball team outlasted the Wildcats 80-76 in a total team effort, spearheaded by Moustapha Thiam's first career double-double with 11 points and 10 rebounds while adding eight blocks.

Despite losing the tip, Darius Johnson nabbed a steal on the opening possession, leading to Keyshawn Hall knocking down a three to kickstart the offense. Tyler Hendricks, making his first start of his collegiate career, continued the push for the Knights swooping through the lane for an offensive rebound and a tip-in layup putting UCF up 5-0 in the first minute of the game.

Although the Black and Gold built as much as a nine-point cushion for themselves at one point, 21-12, Kansas State's scrappy offense worked to chip away at the score, closing it back into four at the nine-minute mark, 23-19. As the teams swapped hoops in a tug-of-war to take the lead, the Wildcats put away five consecutive baskets to grab their first lead of the game at 29-28 with 5:51 left in the first. However, UCF stayed hungry only lending the Wildcats a three-point lead before a jumper from Thiam set the Knights back on track. Thiam kept momentum for the team defensively as well, stuffing a Wildcat for his third block of the evening. The Knights ended the half on a 10-0 run, built by a seven-point stretch from Hall to lead 41-34 at the half.

At the start of the second, UCF struggled to get its footing offensively, not making a shot for the first two minutes. From there, Hall turned on the burners for the Black and Gold, banking in an and-one. A defensive stop and a quick three-point shot from Johnson put six points on the board for the Knights to take their largest lead of the game at 47-36 with 17:16 to play.

Hall and Johnson combined to make up 49 of UCF's total points on the night. The contest marked Hall's 14th game this season where he recorded 20-plus points and his 12th consecutive game scoring double-digits, tallying 26 tonight. As for Johnson, he knocked down four three-pointers to put up 23 points, his eighth 20-plus point game on the campaign and sixth time burying at least four triples.

Regardless of their double-digit advantage and holding a lead for the entirety of the final half, the Knights fought tooth and nail to fend off the Wildcats. Putting down a quick six points of its own at the 13:55 mark, Kansas State slashed the lead back to four, 49-45. The teams stayed neck and neck, trading hoops while remaining within six points of one another for an extended period of time. Hall tallied yet another three with nine left to play to snap the trend and go up by eight at 64-56. Benny Williams flipped a layup in to stretch the lead back to match the 11-point edge of earlier at 69-58 with 5:48 left.

Following the pattern of the game, the Wildcats sprinted off on a minute-long 7-0 scoring spurt, to get back within striking range yet again with 4:31 to go at 69-65. A pair of Kansas State free throws put them within a possession of UCF at 73-71 with 1:18 left. However, the unwavering willpower of the home team gave them a six-point edge with just 18 seconds left on the clock.

Just as it looked like the Knights had taken the game with a 78-72 lead, Kansas State completed a four-point play, hitting a contested three-pointer while drawing a foul to make the contest within a possession again, 78-76, with 14 seconds left before the buzzer. As hope flourished for the Wildcat side, a pair of free throws from Hall shut it down, securing an 80-76 Knights win.

Rookie Thiam earned eight blocks in Wednesday's game, tying the program record for most blocks in a single game, swatting aside as many as Tony Davis (Dec. 1, 2007 at South Florida), Keith Clanton (Dec. 4, 2010 vs. SE Louisiana) and Tom Herzong (Dec. 11, 2010 vs. Bethune-Cooman). Thiam passed Taylor Hendricks for the second most blocks as a UCF freshman in a single season, notching 67. Thiam was previously tied with Hendricks coming into the game at 59 rejections. Thiam's aggressive paint defense puts him just four away from surpassing current rookie record holder Tacko Fall, who recorded 70 blocks in his freshman season in 2015-16. Fall holds a significant edge for single-season blocks in UCF history, boasting 94 in the 2016-17 season.

Official Basketball Box Score - Final
UCF at TCU
03/01/25 Ed and Rae Schollmaier Arena, Fort Worth
2024-25 Men's Basketball

Game Time: 3:00 PM
Game Duration: 2:09
Attendance: 5,477

Officials: Kelly Self, Antinio Petty, De Selle Dean

UCF - 78 **Record: 15-14 (6-12)**

NO.	Name		Min	FG M-A	3P M-A	FT M-A	Rebounds OR	DR	TOT	Fouls PF	FD	TP	AS	TO	ST	Blocks BS	BA	+/-
52	Moustapha Thiam	C	33:28	4-9	0-3	2-4	2	8	10	3	2	10	1	2	1	3	0	-8
1	Mikey Williams	G	25:10	4-7	3-5	0-0	0	2	2	3	0	11	4	0	1	2	0	-13
3	Darius Johnson	G	37:18	7-16	1-5	5-6	1	2	3	2	6	20	4	2	1	0	0	-9
4	Keyshawn Hall	G	34:17	3-17	0-1	8-8	5	8	13	3	7	14	2	7	1	0	8	-12
15	Tyler Hendricks	G	20:49	1-4	0-3	0-0	4	1	5	0	0	2	2	0	1	0	0	3
0	Jordan Ivy-Curry		17:19	2-6	2-4	0-0	0	3	3	3	0	6	0	0	0	0	1	-6
6	Dallan "Deebo" Coleman		12:00	1-5	0-4	1-2	2	1	3	0	2	3	1	0	0	0	0	-2
7	Dior Johnson		05:47	1-3	1-1	0-0	0	0	0	0	0	3	0	0	0	0	1	-13
2	JJ Taylor		02:41	0-0	0-0	0-0	0	0	0	2	0	0	0	0	0	0	0	3
22	Nils Machowski		11:12	4-5	1-2	0-0	0	0	0	1	1	9	0	0	1	0	0	2
Team							2	1	3			0		0				
Totals				27-72	8-28	16-20	16	26	42	17	18	78	14	11	6	5	10	-11

Technical Fouls::NONE

Shooting By Period		
1st FG%	12-34	35.3%
3PT%	5-13	38.5%
FT%	1-4	25%
2nd FG%	15-38	39.5%
3PT%	3-15	20.0%
FT%	15-16	93.8%
GM FG%	27-72	37.5%
3PT%	8-28	28.6%
FT%	16-20	80.0%

Dead Ball Rebounds: 1, 0

TCU - 89 **Record: 16-13 (9-9)**

NO.	Name		Min	FG M-A	3P M-A	FT M-A	Rebounds OR	DR	TOT	Fouls PF	FD	TP	AS	TO	ST	Blocks BS	BA	+/-
15	David Punch	F	25:20	6-7	1-1	1-2	1	7	8	3	1	14	1	2	1	3	1	6
41	Jace Posey	F	23:50	4-8	0-1	2-6	0	5	5	3	4	10	1	0	1	0	1	1
8	Ernest Udeh Jr.	C	28:26	6-6	0-0	4-7	7	4	11	1	4	16	1	1	1	2	0	8
3	Vasean Allette	G	35:04	6-14	1-3	4-4	3	4	7	2	2	17	9	6	1	1	1	6
21	Noah Reynolds	G	27:21	3-10	3-8	0-0	1	2	3	3	0	9	3	1	1	0	1	17
13	Trazarien White		23:21	2-10	0-4	5-8	0	2	2	1	4	9	2	0	0	0	0	13
32	Malick Diallo		11:26	1-2	0-0	0-0	0	2	2	2	0	2	0	0	0	4	0	3
0	Brendan Wenzel		11:09	0-3	0-2	0-0	0	1	1	2	0	0	0	0	1	0	0	1
5	Micah Robinson		14:05	5-9	1-2	1-1	3	2	5	1	2	12	0	0	0	0	1	0
Team							2	3	5			0		0				
Totals				33-69	6-21	17-28	17	32	49	18	17	89	17	10	6	10	5	11

Technical Fouls::NONE

Shooting By Period		
1st FG%	21-41	51.2%
3PT%	5-13	38.5%
FT%	2-3	66.7%
2nd FG%	12-28	42.9%
3PT%	1-8	12.5%
FT%	15-25	60%
GM FG%	33-69	47.8%
3PT%	6-21	28.6%
FT%	17-28	60.7%

Dead Ball Rebounds: 4, 0

	UCF	TCU
Biggest lead	0 (1st 20:00)	23 (1st 4:51)
Best Scoring Run	9(2nd 9:31)	9(1st 6:43)
Lead Changes	0	
Times Tied	0	
Time with Lead	00:00	39:33

Points from	UCF	TCU
Turnovers	14	14
Paint	36	48
Second Chance	20	23
Fast Breaks	7	12
Bench	21	23

Period by Period Scoring	1st	2nd	TOT
UCF	30	48	78
TCU	49	40	89

Game 29 • TCU 89, UCF 78
March 1, 2025
Fort Worth, Texas

The UCF men's basketball team was topped by TCU on the road 89-78 Saturday afternoon.

The first half was controlled by TCU. The Horned Frogs scored the first seven points of the contest before Moustapha Thiam was found all alone in the paint by Darius Johnson pass 2:18 into the contest.

TCU went up 15-4 before Thiam caught an alley-oop to trim the early deficit back to single digits. The Horned Frogs kept up their electric pace to start, building a 23-8 lead, forcing UCF to burn a timeout. Mikey Williams nailed a triple right out of the break, which was answered by a TCU layup. Back-to-back triples from Williams and Johnson cut the deficit to 25-17.

From there, TCU pieced together an 18-3 run, pulling in front 43-20 thanks to a pair of three pointers and a handful of fastbreak points. The Horned Frogs carried that momentum into halftime as UCF trailed 49-30 after the first 20 minutes of play.

The Knights opened the second half with a lob to Thiam, trying to energize the Black and Gold into a comeback. The two sides traded buckets to start the frame, as UCF crawled back within 15 with 15 minutes to play.

The Knights put together a 9-0 surge to draw the game back within 10 at 63-53. The run started with a layup from Nils Machowski, followed by a tough lay in by Dallan 'Deebo' Coleman. The Knights got the ball out of the under 12-minute timeout and continued their run as Johnson drove the paint for another layup. Keyshawn Hall converted an and-one chance to make the deficit 10 with 9:31 to play.

Despite working its way back into the game, UCF saw TCU pull ahead by 18 with 6:18 remaining via a 10-2 run. The Knights continued to hang around, chopping it to 11 again before ultimately cutting it to a nine-point deficit after another tough drive from Johnson to make it 82-73 with just a tick under three minutes left.

A 6-0 run, all TCU free throws, put the game out of reach for the Knights with 1:19 to go, resulting in the 89-78 final.

Thiam gathered a pair of offensive rebounds late in the game, resulting in him tallying a second straight double-double with 10 points and 10 rebounds. Hall also tallied a double-double, his third of the season and first of Big 12 play, scoring 14 points and hauling in 13 rebounds.

With three blocks in the contest, Thiam has tied UCF's single-season rookie blocks record with 70 on the campaign, tying Knights legend Tacko Fall who had 70 in 2015-16.

Johnson also earned a milestone with Saturday's contest. With his team-high 20 points on the night, he now sits among the top 10 scorers in UCF history with 1,389 points. Johnson passed D'Quarius Stewart (1996-2000) who previously sat in 10th place with 1,387.

In the earlier meeting between the two sides this season, the Knights earned their largest victory of the campaign, an 85-58 triumph. TCU shot just 1-for-20 from three-point range that night. Saturday afternoon saw the Horned Frogs bury their first three attempts from distance and finish the first half shooting 5-for-13 from beyond the arc. After building their 19-point edge at the break, TCU only made one more from long range, going 1-for-8 in the second.

Official Basketball Box Score - Final
Oklahoma St. at UCF
03/05/25 Addition Financial Arena, Orlando
2024-25 Men's Basketball

Game Time: 7:00 PM
Game Duration: 2:16
Attendance: 7,116

Officials: Kipp Kissinger, Don Daily, James Breeding

Oklahoma St. - 70 **Record: 14-16 (6-13)**

NO.	Name		Min	FG M-A	3P M-A	FT M-A	Rebounds OR	DR	TOT	Fouls PF	FD	TP	AS	TO	ST	Blocks BS	BA	+/-
25	Robert Jennings	F	04:43	1-3	0-0	0-0	2	0	2	1	0	2	0	0	0	1	1	-3
33	Abou Ousmane	F	24:27	3-13	0-4	5-6	1	2	3	3	4	11	0	2	1	1	2	-5
1	Bryce Thompson	G	13:39	2-6	0-0	0-0	0	1	1	4	1	4	0	1	0	0	2	-12
2	Arturo Dean	G	32:25	5-11	0-3	2-3	0	6	6	2	4	12	7	2	4	0	1	-1
14	Jamyron Keller	G	31:12	4-7	3-5	0-0	0	3	3	3	1	11	2	0	1	1	0	-13
0	Marchelus Avery		24:20	3-9	0-5	2-2	1	2	3	1	2	8	1	0	1	0	0	2
6	Brandon Newman		30:49	3-8	3-5	4-4	1	2	3	4	3	13	2	2	2	1	0	-5
24	Pat Suemnick		15:33	2-3	0-0	0-0	0	1	1	1	1	4	0	1	3	0	1	-8
5	Khalil Brantley		15:04	2-4	1-1	0-0	1	1	2	1	0	5	2	1	0	0	0	-11
13	Connor Dow		07:48	0-2	0-2	0-0	0	0	0	1	0	0	0	0	0	0	0	-9
Team							1	1	2			0		0				
Totals				25-66	7-25	13-15	7	19	26	21	16	70	14	9	12	4	7	-13

Technical Fouls::NONE

Shooting By Period		
1st FG%	14-32	43.8%
3PT%	5-13	38.5%
FT%	7-8	87.5%
2nd FG%	11-34	32.4%
3PT%	2-12	16.7%
FT%	6-7	85.7%
GM FG%	25-66	37.9%
3PT%	7-25	28.0%
FT%	13-15	86.7%

Dead Ball Rebounds: 1, 1

UCF - 83 **Record: 16-14 (7-12)**

NO.	Name		Min	FG M-A	3P M-A	FT M-A	Rebounds OR	DR	TOT	Fouls PF	FD	TP	AS	TO	ST	Blocks BS	BA	+/-
52	Moustapha Thiam	C	31:39	3-5	0-1	2-2	2	5	7	4	1	8	0	0	1	3	0	14
3	Darius Johnson	G	36:14	10-18	7-12	9-9	0	5	5	4	5	36	5	5	1	1	2	16
4	Keyshawn Hall	G	34:25	4-13	0-4	10-12	2	7	9	3	9	18	5	5	1	0	1	18
6	Dallan "Deebo" Coleman	G	13:59	1-4	0-2	1-1	2	1	3	1	1	3	1	0	2	0	1	-9
15	Tyler Hendricks	G	22:01	1-7	1-4	0-0	2	5	7	1	0	3	2	1	0	2	0	5
5	Benny Williams		09:45	0-1	0-0	0-0	0	1	1	2	0	0	0	1	0	0	0	-7
7	Dior Johnson		06:41	0-1	0-1	1-2	1	1	2	0	1	1	0	0	0	0	0	-7
22	Nils Machowski		25:38	2-5	1-3	4-4	4	4	8	0	4	9	2	3	0	0	0	23
2	JJ Taylor		19:38	2-2	1-1	0-0	1	4	5	1	0	5	1	3	1	1	0	12
Team							1	2	3			0		1				
Totals				23-56	10-28	27-30	15	35	50	16	21	83	16	19	6	7	4	13

Technical Fouls::NONE

Shooting By Period		
1st FG%	11-31	35.5%
3PT%	4-16	25.0%
FT%	9-11	81.8%
2nd FG%	12-25	48.0%
3PT%	6-12	50.0%
FT%	18-19	94.7%
GM FG%	23-56	41.1%
3PT%	10-28	35.7%
FT%	27-30	90.0%

Dead Ball Rebounds: 1, 0

	OSU	UCF
Biggest lead	10 (2nd 17:56)	15 (2nd 2:24)
Best Scoring Run	7(1st 6:17)	9(1st 9:44)
Lead Changes	10	
Times Tied	8	
Time with Lead	20:54	15:42

Points from	OSU	UCF
Turnovers	25	3
Paint	28	24
Second Chance	5	15
Fast Breaks	12	6
Bench	30	15

Period by Period Scoring	1st	2nd	TOT
OSU	40	30	70
UCF	35	48	83

Game 30 • UCF 83, Oklahoma State 70
March 5, 2025
Orlando, Fla.

Few Knights have spent more hours inside Addition Financial Arena than Darius Johnson, and Wednesday night, the senior was right at home as the UCF men's basketball team toppled Oklahoma State 83-70 thanks to a marvelous performance.

One of seven Big 12 players to suit up in the same uniform for all four years, Johnson's senior send-off was a spectacle to behold. A historic night for the senior, Johnson broke his career high in points with 36, built by seven threes and a perfect game from the charity stripe. When breaching his high at 34 points, the DMV native also made his 200th career threes, something that's only been done by four other players in UCF history. Leaving his mark in one more place on UCF record books, Johnson's 36-point performance ties the most points recorded by a senior on their senior night with Jermaine Taylor who did so in 2009.

Play started slowly Wednesday night, as neither team was able to find their offensive rhythm. The teams traded points, with Oklahoma State holding a two-point edge at 9-7 with just under six minutes run off the clock. Despite that, the Cowboys got their footing first, knocking down a pair of layups and forcing five UCF turnovers in a three-minute stretch to take their largest lead of the half 16-9 with 12:53 left to play in the first.

A pair of triples from Nils Machowski and Johson found the offensive spark for the Knights and tied the game up at 16-16 with 10:16 left on the clock. Back-to-back buckets from Moustapha Thiam solidified a 9-0 run and marked five consecutive field goals for the Knights to lend them the upper hand with just over eight to play at 22-18.

The Cowboys kept on the Knights' heels, taking the lead back from the free throw line 23-22 at the seven-minute mark. From there, the teams traded buckets keeping a three-point pace from one another until an Oklahoma State jumper pushed them up by four at 31-27 with 3:21 left in the half. Although the Black and Gold snuck in a few buckets by the half-time buzzer, the Cowboys had extended their lead to seven with 31 seconds left at 40-33. A tip-in dunk stuffed in by JJ Taylor ended the half, sending the Knights into the locker room trailing 40-35.

A sluggish start to the second half plagued the Knights. Only able to knock down two points in the first four minutes coupled with a Cowboy 7-0 to start the half put UCF in its largest hole of the night at 47-37 with 17:56 left to go. A six-point tear from Keyshawn Hall set the Knights back on track with just over 16 minutes left to play at 47-43. Continuing the push, Johnson knocked down seven points in a two-minute stretch knotting the game at 52-52 at 12:20. The effort proved fruitful as an and-one from Dallan 'Deebo' Coleman secured the Knight's first lead since the four-minute mark in the first half at 56-54 with 10:56 left on the board.

Sinking six of seven consecutive field goals, to put together a 14-2 scoring spree, the Cowboys had no choice but to call a timeout at the 9:26 mark in hopes of cracking the two-and-a-half minute-long scoring drought that left them at a six-point disadvantage, 60-54. Coming out of the 30-second break, Johnson drained back-to-back shots from behind the arc, putting away his fourth and fifth triples of the contest and extending the Knights lead into double digits at 66-56 with 7:24 left on the game clock. Following that, UCF had put the game out of reach, never losing their double-digit lead again. As the clock wound down, a crowd adorned with black and gold celebrated Johson, who delivered 10 of the final 17 points of the game, putting on a show for Knight Nation in his home finale.

With 25 seconds left, Johnson subbed out for the final time on his floor to a standing ovation as the Knights sealed the final score 83-70.

Moustapha Thiam tallied three blocks on Wednesday evening, breaking the career freshman block record with 73. Thiam surpassed the previous record held by Tacko Fall with 70 and is now only one away from tying John Friday's 1986-87 season single block record of 74.

Hall snagged nine rebounds and knocked down 18 points in the contest, marking his 13th straight double-digit game.

Official Basketball Box Score - Final
UCF at West Virginia
03/08/25 WVU Coliseum, Morgantown
2024-25 Men's Basketball

Game Time: 5:00 PM
Game Duration: 2:01
Attendance: 12,522

Officials: Bret Smith, Michael Greenstein, Robert Felder

UCF - 65 — **Record: 16-15 (7-13)**

NO.	Name		Min	FG M-A	3P M-A	FT M-A	Rebounds OR	DR	TOT	Fouls PF	FD	TP	AS	TO	ST	Blocks BS	BA	+/-
52	Moustapha Thiam	C	31:11	5-8	2-5	1-2	2	5	7	0	2	13	0	1	0	1	0	-11
3	Darius Johnson	G	38:46	10-21	4-11	3-5	1	4	5	4	6	27	3	6	7	0	2	-5
4	Keyshawn Hall	G	35:30	1-10	0-2	4-6	3	5	8	1	3	6	1	6	0	2	2	-5
15	Tyler Hendricks	G	07:27	0-1	0-0	0-0	0	1	1	1	0	0	0	1	0	0	0	-8
22	Nils Machowski	G	18:09	1-4	0-2	0-0	1	0	1	1	0	2	2	2	3	1	0	-11
2	JJ Taylor		24:39	4-5	2-2	2-2	1	3	4	4	1	12	0	1	0	0	0	-2
6	Dallan "Deebo" Coleman		25:43	1-5	0-2	1-2	3	7	10	2	3	3	2	0	1	0	0	11
5	Benny Williams		13:19	1-4	0-1	0-0	1	0	1	1	1	2	0	0	0	0	1	2
7	Dior Johnson		05:16	0-1	0-0	0-0	0	0	0	0	0	0	1	0	0	0	0	-6
Team							1	1	2			0		0				
Totals				23-59	8-25	11-17	13	26	39	14	16	65	9	17	11	4	5	-7

Technical Fouls:NONE

Shooting By Period		
1st FG%	9-31	29.0%
3PT%	4-14	28.6%
FT%	3-6	50%
2nd FG%	14-28	50.0%
3PT%	4-11	36.4%
FT%	8-11	72.7%
GM FG%	23-59	39.0%
3PT%	8-25	32.0%
FT%	11-17	64.7%

Dead Ball Rebounds: 1, 0

West Virginia - 72 — **Record: 19-12 (10-10)**

NO.	Name		Min	FG M-A	3P M-A	FT M-A	Rebounds OR	DR	TOT	Fouls PF	FD	TP	AS	TO	ST	Blocks BS	BA	+/-
11	Jonathan Powell	F	29:27	5-9	5-8	0-2	0	3	3	2	3	15	0	0	0	0	0	-1
13	Amani Hansberry	F	28:07	8-13	2-6	0-1	6	4	10	1	2	18	2	0	0	0	0	-1
5	Toby Okani	G	34:58	4-7	0-1	0-1	7	1	8	2	4	8	1	6	0	3	1	11
7	Javon Small	G	36:03	7-23	5-15	6-6	0	7	7	1	4	25	9	4	2	0	1	9
10	Sencire Harris	G	22:14	1-3	0-1	0-0	0	5	5	5	0	2	1	3	2	1	1	4
1	Joseph Yesufu		28:26	1-7	0-4	0-0	0	3	3	2	1	2	1	1	1	0	1	3
0	Eduardo Andre		11:46	0-1	0-0	0-0	0	3	3	2	0	0	3	1	1	1	0	6
3	KJ Tenner		08:59	1-3	0-2	0-0	1	0	1	2	0	2	0	0	0	0	0	4
Team							2	2	4			0		1				
Totals				27-66	12-37	6-10	16	28	44	17	14	72	17	16	6	5	4	7

Technical Fouls: Harris 2nd 9:35

Shooting By Period		
1st FG%	20-42	47.6%
3PT%	7-22	31.8%
FT%	0-1	0%
2nd FG%	7-24	29.2%
3PT%	5-15	33.3%
FT%	6-9	66.7%
GM FG%	27-66	40.9%
3PT%	12-37	32.4%
FT%	6-10	60.0%

Dead Ball Rebounds: 1, 0

	UCF	WVU
Biggest lead	0 (1st 20:00)	27 (1st 1:40)
Best Scoring Run	10 (2nd 9:35)	9 (1st 4:53)
Lead Changes	0	
Times Tied	0	
Time with Lead	00:00	38:54

Points from	UCF	WVU
Turnovers	17	16
Paint	28	28
Second Chance	9	19
Fast Breaks	10	2
Bench	17	4

Period by Period Scoring	1st	2nd	TOT
UCF	25	40	65
WVU	47	25	72

Game 31 • West Virginia 72, UCF 65
March 8, 2025
Morgantown, W. Va.

A mountain of a 27-point deficit faced the UCF men's basketball team as the first half wound down. As daunting as the hike seemed, the Knights showed relentless fight in the second half, scaling the proverbial mountain side in the Mountain State, pulling within three in the final moments of Saturday's contest against West Virginia. Despite a mad dash to try and tie Division I's biggest comeback of the season, the Knights fell short with a 72-65 result to round out the regular season.

After missing the first four shots of the contest, the Knights got on the scoreboard with a Moustapha Thiam layup to trail 4-2. West Virginia's Javon Small, who entered the day second in scoring in the Big 12, nailed a three-pointer to put his team up 9-2. A confident Darius Johnson answered back with a triple of his own from deep, making it 9-5 exactly four minutes in.

The Mountaineers built their lead on second chance points and threes, holding a 10-0 edge in second chance tallies and sunk five threes. West Virginia collected a pair of rebounds, leading to a triple on a third opportunity to go up 23-11 at 11:37 left in the first. That was part of an 8-0 run that put the Mountaineers up 25-11; Johnson snapped the run with a tough layup inside.

UCF had coughed up the ball six times by the 8:43 mark while West Virginia continued to build a steep lead. A chasedown block by Nils Machowski led to a quick JJ Taylor triple to cut the deficit to 13 at 29-16.

Another run, this time with nine consecutive points, put West Virginia up by 22 at 38-16 with 4:53 left in the first half.

Johnson led the Knights on the stat sheet through the first 20 minutes of play, posting 15 points on 6-of-12 shooting including three triples. The rest of the team combined for 10 points on 3-for-19 shooting while going 1-of-7 from deep. The deficit was 47-25 at the break, tying the fewest amount of points scored by the Knights in the first half this season. The Mountaineers had seven triples at the break, nearly hitting their season average of 8.6 in the first half.

West Virginia buried a triple to start the second half before the Knights pieced together a 7-0 run thanks to a three from Thiam and layups from Dallan 'Deebo' Coleman and Keyshawn Hall, making it 50-32 just over two minutes into the frame. UCF added two more points to the run before West Virginia cashing in on a three with 16:08 to play, putting the Mountaineers back in front 53-34.

The Knights chipped away at the deficit, coming back within 15 at 60-45 with 10:26 to play. UCF had forced six turnovers to that point in the second half after forcing just three in the entire first half.

The Black and Gold used another two points from JJ Taylor to draw back within 13, extending the run to 8-0. Another West Virginia turnover gave the ball back to UCF. As Johnson carried the ball up, he drew a contact technical, going to the charity stripe and cutting into the lead with two more, now just an 11-point deficit with 9:35 to play.

The Mountaineers added a bucket before the under-eight minute media timeout. Johnson swished in a high-arcing three, his fourth of the contest, to cut the deficit to 10 with 6:17 remaining. Two free throws for West Virginia were answered with a quick Thiam triple, bringing the game back within single digits. Taylor piled on another three, pulling UCF within six with the score reading 64-58.

The Mountaineers dialed up a long-range strike out of the UCF timeout that followed the Taylor make. Thiam answered with a pair of second-chance points, his final tallies of the night as he finished with 13.

It was UCF ball out of the under-four minute media timeout as Taylor was fouled going up for a dunk prior to the break. He nailed both from the free throw line, pulling UCF within five at 67-62. Trying to weather the UCF storm, West Virginia tried to bleed the clock as much as they could, but wound up missing a three and picking up a shot clock violation with 3:02 to play. The Knights came up empty on the ensuing possession, but turned the Mountaineers over for the 13th time of the second half, getting the ball back with 2:18 to go. Johnson made the most of the mishap, driving to the lane as he has so many times for a one-handed finish at the rim, pulling the Black and Gold within one possession at 67-64.

The peak of what was a mountain of a 27-point deficit was now in sight, as UCF's defense had held West Virginia to just 20 second half points through the first 18 minutes of the final frame, allowing the Knights to march back.

The Black and Gold fouled one of West Virginia's worst free throw shooters on the ensuing possession. It worked, as the Mountaineer clanked the first of his one-and-one chance. The home team was able to gather the rebound though, and West Virginia cashed in on the second-chance opportunity, banging in the 12th three pointer of the contest.

Still, UCF had its chances in the waning moments, as Johnson hit one-of-two free throws with 1:10 to play. West Virginia missed on a long-range attempt with 38 seconds left. Charging down the floor as an errant Johnson three was collected by Thiam, who also pulled and missed from three. A UCF foul sent West Virginia to the charity stripe, where another missed front end of a one-and-one gave the Knights a sliver of hope. A scramble for the rebound wound up in the Mountaineers' mitts, sealing UCF's hopes of tying the largest comeback in Division I this season.

Small, who entered the evening behind Hall for the Big 12's scoring lead, had a chance to overthrow the Knights junior. An entire season of scoring came down to the charity stripe with a dozen ticks on the clock remaining in the regular season. Small hit both his free throws, tying Hall with 572 points on the campaign for a share of the Big 12's regular season scoring title.

The Knights held West Virginia to 25 points in the second half, just as the Mountaineers did to UCF in the first. West Virginia shot just 29.2% from the field in the final frame, the lowest clip surrendered by the Black and Gold in the second half this season. The Mountaineers finished with a slightly better average overall on the evening with a 40.9% to 39% edge.

Johnson finished the contest with 27 points, his fourth straight 20+ point showing to wrap up the regular season. He snatched seven steals on the night, tying a career best. Sunday evening's total got him to 73 steals on the campaign, which ties the UCF record for steals in a Division I season, drawing even with his own 73 swipes last season. The four-year Knight has set personal bests in nearly ever stat category possible this season, and if he hasn't yet, he still has a chance to do so in postseason play.

Official Basketball Box Score - Final
UCF at Utah
03/11/25 T-Mobile Center, Kansas City
2025 Phillips 66 Big 12 Men's Basketball Championship - First Round

Game Time: 8:32 PM
Game Duration: 1:59
Attendance: 12,922

Officials: Tony Padilla, Antino Petty, Chris Pasc

UCF - 87 — **Record: 17-15**

NO.	Name		Min	FG M-A	3P M-A	FT M-A	Rebounds OR	DR	TOT	Fouls PF	FD	TP	AS	TO	ST	Blocks BS	BA	+/-
52	Moustapha Thiam	C	31:15	5-9	1-4	3-5	3	8	11	3	3	14	1	3	0	3	0	15
3	Darius Johnson	G	35:52	8-14	2-5	2-2	0	4	4	2	4	20	5	2	2	0	0	13
4	Keyshawn Hall	G	36:19	5-10	1-3	12-14	0	3	3	1	10	23	5	3	0	0	0	19
6	Dallan "Deebo" Coleman	G	09:08	0-0	0-0	0-0	0	1	1	1	0	0	0	1	0	0	0	-8
22	Nils Machowski	G	31:07	3-6	2-5	0-0	1	6	7	1	0	8	2	1	3	0	1	19
0	Jordan Ivy-Curry		26:21	5-8	3-5	2-3	2	1	3	1	2	15	2	1	2	0	0	23
2	JJ Taylor		03:17	0-1	0-1	0-0	0	0	0	0	0	0	0	0	0	0	0	-5
5	Benny Williams		11:32	1-3	0-0	0-2	0	0	0	2	1	2	0	0	0	1	0	-4
15	Tyler Hendricks		09:45	2-2	1-1	0-0	1	1	2	4	0	5	0	1	0	0	0	5
7	Dior Johnson		04:49	0-0	0-0	0-0	0	0	0	0	0	0	0	2	0	0	0	-2
20	Poohpha Warakulnukroh		00:36	0-0	0-0	0-0	0	1	1	0	0	0	0	0	0	0	0	0
Team							1	2	3			0		0				
Totals				29-53	10-24	19-26	8	27	35	15	20	87	15	14	7	4	1	15

Technical Fouls:NONE

Shooting By Period		
1st FG%	14-32	43.8%
3PT%	7-18	38.9%
FT%	4-6	66.7%
2nd FG%	15-21	71.4%
3PT%	3-6	50.0%
FT%	15-20	75%
GM FG%	29-53	54.7%
3PT%	10-24	41.7%
FT%	19-26	73.1%

Dead Ball Rebounds: 1, 1

Utah - 72 — **Record: 16-16**

NO.	Name		Min	FG M-A	3P M-A	FT M-A	Rebounds OR	DR	TOT	Fouls PF	FD	TP	AS	TO	ST	Blocks BS	BA	+/-
8	Keanu Dawes	F	38:12	8-13	0-2	5-6	4	11	15	1	4	21	2	0	2	0	1	-12
10	Jake Wahlin	F	25:05	2-5	0-3	3-3	1	0	1	3	2	7	4	3	0	0	0	-7
34	Lawson Lovering	C	25:38	5-11	0-0	1-2	4	1	5	1	1	11	1	1	1	0	1	-17
25	Mike Sharavjamts	G	28:14	3-12	0-6	0-2	3	3	6	1	1	6	4	0	2	1	0	-10
55	Gabe Madsen	G	35:22	2-10	2-9	4-5	0	4	4	4	4	10	1	3	3	0	0	-7
32	Zach Keller		14:22	3-6	0-0	1-3	3	1	4	3	2	7	1	1	0	0	1	2
1	Miro Little		11:46	1-3	1-2	0-0	2	0	2	5	0	3	1	2	1	0	1	-5
0	Hunter Erickson		16:19	3-5	1-3	0-2	0	1	1	2	1	7	2	0	0	0	0	-9
45	Mason Madsen		05:02	0-3	0-1	0-0	1	0	1	0	0	0	1	0	0	0	0	-10
Team							0	1	1			0		1				
Totals				27-68	4-26	14-23	18	22	40	20	15	72	17	11	9	1	4	-15

Technical Fouls:NONE

Shooting By Period		
1st FG%	16-32	50.0%
3PT%	1-12	8.3%
FT%	7-12	58.3%
2nd FG%	11-36	30.6%
3PT%	3-14	21.4%
FT%	7-11	63.6%
GM FG%	27-68	39.7%
3PT%	4-26	15.4%
FT%	14-23	60.9%

Dead Ball Rebounds: 4, 0

	UCF	UTE
Biggest lead	20 (2nd 13:01)	12 (1st 10:45)
Best Scoring Run	15 (2nd 15:14)	14 (1st 11:55)
Lead Changes	4	
Times Tied	0	
Time with Lead	22:39	16:54

Points from	UCF	UTE
Turnovers	16	20
Paint	26	42
Second Chance	14	15
Fast Breaks	17	9
Bench	22	17

Period by Period Scoring	1st	2nd	TOT
UCF	39	48	87
UTE	40	32	72

Game 32 • Utah 87, UCF 72
Big 12 Championship, Round 1 • March 11, 2025
Kansas City, Mo.

Behind a hot-shooting second half, the 14th-seed UCF men's basketball team defeated 11th-seeded Utah, 87-72, Tuesday night in the opening round of the 2025 Big 12 Conference Championship at the T-Mobile Center in Kansas City.

The Knights (17-15) advance to tomorrow's second round where they will face the No. 6-seed Kansas Jayhawks. The win marks the second straight year where the Knights have won their opening game of the Big 12 Championship.

Keyshawn Hall delivered a stellar performance, leading the Knights with 23 points, including 17 in the second half. He showcased his prowess at the free-throw line, converting 12-of-14 attempts, a category in which he led the Big 12 this season.

Darius Johnson added 20 points, while Jordan Ivy-Curry, returning after a two-game absence, contributed 15 points off the bench. Moustapha Thiam recorded his third double-double in the last five games, tallying 14 points and 11 rebounds. Collectively, the Knights shot a season-best 54.7 percent from the field against a conference opponent, including a scorching 71 percent in the second half, while holding Utah to 31% shooting after the break.

The game began with UCF taking an early 7-2 lead, but Utah responded with a 14-0 run, establishing a 21-9 advantage at the 10:45 mark. The Utes dominated the first-half rebounding battle, 24-13, and outscored the Knights 26-8 in the paint, including 12 points off offensive rebounds.

However, UCF remained competitive by connecting on seven three-pointers in the first half, narrowing the deficit to one at halftime, 40-39, thanks to a Hall buzzer-beating triple. Ivy-Curry and Thiam each paced the Knights with eight points in the opening 20 minutes.

UCF seized control in the second half, igniting a 14-2 run to take a 53-42 lead at the first media timeout. The Knights' hot shooting and effective match-up zone defense stifled Utah's front line, extending the lead to 61-43 with 13:35 remaining following a fast-break dunk by Hall.

The Knights' advantage ballooned to 20 points at the 13:01 mark, effectively sealing the game. Despite a brief 7-0 run by Utah to cut the deficit to single digits at 67-58 with 9:06 left, UCF responded with a 10-0 run to stretch the lead back to 19 points, squashing any hopes of a Utah comeback.

Utah's Keanu Dawes led the Utes with 21 points and 15 rebounds. Lawson Lovering and Gabe Madsen also scored in double figures, contributing 11 and 10 points, respectively.

The Knights' relentless second-half performance and balanced scoring attack underscore their determination as they prepare to challenge the Kansas Jayhawks in the second round.

The Knights are now 2-1 all-time in the Big 12 Tournament and 32-26 all-time in conference tournaments as program. UCF improves to 3-0 all-time against Utah. The Knights also won the lone meeting of the season against the Utes during the regular season. The 15-0 run by the Knights in the second half marked the largest run against a conference opponent in which the opposition was held scoreless and tied the largest run this season. The Knights connected on 10 3-pointers, their 12th game of the season with double-digit makes from long range.

Official Basketball Box Score - Final

UCF at Kansas

03/12/25 T-Mobile Center, Kansas City

2025 Phillips 66 Big 12 Men's Basketball Championship - Second Round

Game Time: 8:30 PM
Game Duration: 2:33
Attendance: 15,43

Officials: Marques Pettigrew, Ray Natili, Gregory Nixon

UCF - 94 **Record: 17-16**

NO.	Name		Min	FG M-A	3P M-A	FT M-A	Rebounds OR	DR	TOT	Fouls PF	FD	TP	AS	TO	ST	Blocks BS	BA	+/-
52	Moustapha Thiam	C	35:17	5-12	2-4	1-2	4	5	9	1	1	13	0	3	1	1	0	-4
0	Jordan Ivy-Curry	G	27:53	5-10	1-4	2-3	0	3	3	3	3	13	2	0	3	1	0	-15
3	Darius Johnson	G	36:27	8-14	2-4	4-4	1	3	4	5	3	22	7	4	2	0	3	3
4	Keyshawn Hall	G	43:51	8-17	4-9	5-8	2	9	11	2	7	25	2	4	3	0	2	-6
22	Nils Machowski	G	29:08	2-6	2-4	2-2	0	3	3	0	1	8	2	1	0	0	0	-16
5	Benny Williams		05:00	0-2	0-1	0-0	0	0	0	2	0	0	0	0	0	1	1	-2
6	Dallan "Deebo" Coleman		23:15	2-4	2-4	3-3	1	3	4	4	1	9	0	1	2	1	0	7
15	Tyler Hendricks		10:13	1-2	1-2	0-0	0	1	1	1	0	3	1	1	0	1	0	12
2	JJ Taylor		11:01	0-0	0-0	1-2	0	0	0	3	1	1	1	0	0	0	0	2
7	Dior Johnson		02:55	0-1	0-1	0-0	0	0	0	0	0	0	1	0	0	0	0	-1
Team							2	0	2			0		0				
Totals				31-68	14-33	18-24	10	27	37	21	17	94	16	14	11	5	6	-4

Shooting By Period		
1st FG%	15-34	44.1%
3PT%	5-15	33.3%
FT%	2-4	50%
2nd FG%	14-28	50.0%
3PT%	8-15	53.3%
FT%	10-12	83.3%
:OT FG%	2-6	33.3%
3PT%	1-3	33.3%
FT%	6-8	75%
GM FG%	31-68	45.6%
3PT%	14-33	42.4%
FT%	18-24	75.0%

Dead Ball Rebounds: 4, 0

Technical Fouls::NONE

Kansas - 98 **Record: 21-11**

NO.	Name		Min	FG M-A	3P M-A	FT M-A	Rebounds OR	DR	TOT	Fouls PF	FD	TP	AS	TO	ST	Blocks BS	BA	+/-
24	KJ Adams	F	39:56	6-11	0-0	3-5	6	1	7	3	5	15	5	2	3	3	2	12
1	Hunter Dickinson	C	39:07	9-18	3-4	2-4	3	10	13	2	3	23	3	4	2	1	0	12
3	Dajuan Harris Jr.	G	35:50	2-8	0-3	2-2	1	4	5	5	2	6	7	4	1	1	1	2
5	Zeke Mayo	G	38:06	6-11	5-7	7-8	0	8	8	0	6	24	1	3	0	0	1	6
6	Rylan Griffen	G	17:54	0-5	0-3	0-0	0	0	0	1	2	0	2	1	1	1	0	10
2	AJ Storr		27:09	7-11	3-5	2-2	0	2	2	5	1	19	2	1	0	0	0	-7
8	David Coit		16:04	1-5	1-5	2-2	0	0	0	0	1	5	2	1	0	0	0	1
40	Flory Bidunga		10:54	3-7	0-0	0-0	4	2	6	1	1	6	0	0	1	0	1	-15
4	Rakease Passmore		00:01	0-0	0-0	0-0	0	0	0	0	0	0	0	0	0	0	0	-1
Team							3	2	5			0		0				
Totals				34-76	12-27	18-23	17	29	46	17	21	98	22	16	8	6	5	4

Shooting By Period		
1st FG%	17-39	43.6%
3PT%	4-11	36.4%
FT%	2-3	66.7%
2nd FG%	14-30	46.7%
3PT%	7-13	53.8%
FT%	8-10	80%
:OT FG%	3-7	42.9%
3PT%	1-3	33.3%
FT%	8-10	80%
GM FG%	34-76	44.7%
3PT%	12-27	44.4%
FT%	18-23	78.3%

Dead Ball Rebounds: 3, 0

Technical Fouls::NONE

	UCF	KAN
Biggest lead	3 (2nd 8:47)	13 (2nd 13:27)
Best Scoring Run	14(2nd 8:47)	8(1st 17:18)
Lead Changes	4	
Times Tied	7	
Time with Lead	02:44	39:14

Points from	UCF	KAN
Turnovers	17	18
Paint	30	40
Second Chance	9	17
Fast Breaks	10	16
Bench	13	30

Period by Period Scoring	1st	2nd	OT1	TOT
UCF	37	46	11	94
KAN	40	43	15	98

Game 33 • Kansas 98, UCF 94
Big 12 Championship Second Round • March 12, 2025
Kansas City, Mo.

The UCF men's basketball team was relentless in their pursuit of attempting to advance through the Big 12 Conference Championship Second Round but were outdueled by Kansas in a heartbreaking 98-94 overtime loss.

In what wound up being the highest scoring game in the history of the Big 12 Championship, the Knights found themselves locked in a tight first half before falling behind quickly in the second. Never surrendering, UCF used a 14-0 run to propel themselves back into the contest before going stride for stride with Kansas for the final 10 minutes of regulation. Jordan Ivy-Curry hit a three-pointer to force overtime where the Knights hung tough but ultimately couldn't pull out the victory.

The Knights missed on their first five shots of the ballgame after a turnover on the first possession as Kansas raced out to an 8-0 edge, all from Zeke Mayo. UCF's senior leader in Darius Johnson got the Knights going with back-to-back drives to the basket. The Jayhawks answered with a pair of buckets, only to see UCF do the same once again, this time with a pair from Moustapha Thiam and another by Johnson on the fastbreak. After a KU layup, Nils Machowski drained a triple and was followed by a Jordan Ivy-Curry lay in to cut the deficit to one at 14-13.

The Knights leveled the scoring at 22-22 with 8:35 remaining in the first as Keyshawn Hall hit one of two from the charity stripe. A 7-2 Kansas run put them back up by half a dozen before Ivy-Curry answered with a tough jumper to make it 30-26.

Anytime the game looked like it was in danger of getting out of hand, the Knights found a way to keep themselves in it. The Jayhawks went up by six on the scoreboard five different times in the final six minutes of the opening frame, but UCF had the last say, burying five of the final seven points of the half, all from Thiam. The freshman knocked down UCF's fifth triple with 31 seconds left to slash the deficit to just three at 40-37.

Hall had all the answers in the first, scoring 14 points after registering 17 in the second half of Tuesday's first round win over Utah. The UCF defense found a way to limit Kansas' Hunter Dickinson to just three points after he exploded for 27 and 24 in the previous two meetings this season.

An empty Kansas possession to start the second yielded to Hall banging home his third three pointer of the game to even the game at 40 all. After being bottled up by the Black and Gold in the first, Dickinson grabbed a pair of second chance makes plus a three pointer for a solo 7-0 run.

Johnson ended the stretch with a layup that rolled around the rim and down. Kansas answered with a make of their own before Machowski hit a pair of free throws to trim it back to a five-point deficit.

It started raining triples for the Jayhawks shortly after as Dickinson delivered from long range. UCF answered with an alley-oop for Thiam but again saw three points tallied on a Mayo triple. Ivy-Curry responded with a layup, only to see another shot from distance go through, forcing the Knights to call a timeout, down double-digits for the first time of the contest.

A missed UCF three went the other way for another three Kansas points resulting in a game-high 13-point lead. Thiam earned a trip to the line shortly after, hitting one of two free throws before Johnson took a ball from the top of the key all the way to the hole. Hall did the same, trimming the deficit back to single digits at eight. The Jayhawks answered by burying their fifth triple in their last six attempts, ballooning the lead back to 11.

The Knights erased the deficit with a three-point streak of their own, nailing four consecutive triples without a miss, part of a 14-0 run. Thiam got it going with a long-distance strike before Dallan 'Deebo' Coleman got in on the action, forcing Kansas to burn a timeout with 10:32 to play, holding a 64-59 edge. After a skirmish of turnovers, Coleman was good from distance again, pulling UCF within two. UCF again forced Kansas to cough up the rock, a steal from Coleman that eventually resulted in a Tyler Hendricks corner three to give the Knights the 65-64 lead with 9:21 to go. The Jayhawks were forced to burn yet another timeout, frantically attempting to stop the run. Hall piled on a pair of free throws after a missed Kansas three to put UCF up three with 8:47 showing on the clock.

The Knights had compiled its second run of 14 unanswered points or more in as many days after piecing together a 15-0 run against Utah on Tuesday to launch them back into their first round game.

The remainder of the second half of Wednesday night's tilt didn't see the lead grow greater than four points. UCF surrendered its brief three-point lead with 6:40 to go after Johnson was called for a flagrant foul, before taking a one-point lead again with 3:16 to play on the tail end of two Johnson free throws.

Four straight Kansas free throws erased UCF's advantage, but the Knights kept it close. Johnson earned a pair of his own before fouling out with 1:13 to play, giving the Jayhawks two more from the charity stripe to take an 83-80 lead.

The final moments of regulation saw UCF come up empty on the next trip down the floor despite gathering the offensive rebound. The Knights got the stop on the defensive end with 23 seconds to go. Ivy-Curry gathered the rebound and glided up the court, making a move to his left at the top of the arc and burying his lone triple of the night to tie the game at 83 with only a handful of seconds to play.

Kansas turned the ball over on the ensuing possession, leaving 4.3 seconds on the clock for UCF to go the length of the floor. With a chance to win it, Ivy-Curry was forced to take a tough fadeaway from distance that didn't go down, forcing overtime.

Dickinson, after hitting just 10 three-pointers the entire season while shooting 22.2% from deep, nailed his third of the night to get Kansas up early in overtime. The Jayhawks never surrendered the lead in the extra segment, but that doesn't mean UCF didn't get close to snatching it back. Free throws kept it within one possession for the first 2:14 of overtime before a Dickinson dunk and an additional Kansas lay in made it a five-point lead with 1:18 to go. UCF's resilience came out again as Machowski drilled a three with 54 ticks to play with his team trailing 92-90. Hall stole the ball back, but lost it out of bounds in the offensive end, forcing UCF to foul with 25 seconds left. Kansas hit both free throws, trying to put the Knights away.

Ivy-Curry responded with a drive to the lane, earning and converting on an and-one chance to bring it back within one with 18 seconds left at 94-93. Kansas missed on one of two free throws, leaving the door open for UCF to complete the comeback. The Knights worked the ball to Thiam for a baseline jumper with less than five second to play, but the ball rattled out. Still, UCF had a shot as Kansas made just one of two free throws after being fouled. Coleman carried the ball up trying to get a three away but was fouled on the floor. He made the first before trying to intentionally miss the second with 0.9 seconds left, but didn't hit the rim, turning the ball over and sealing UCF's fate.

The Knights tied a season-high with 14 made three pointers. Hall led the way with his fourth double-double of the campaign, scoring 25 points with 11 rebounds. Johnson scored 20 points for the sixth consecutive game, finishing the night with 22 points and seven steals. Thiam was one rebound shy of his fourth double-double in a six game span.

Official Basketball Box Score - Final

Oregon St. at UCF

04/01/25 MGM Grand Garden Arena, Las Vegas

2024-25 Men's Basketball

Game Time: 2:30 PM
Game Duration: 2:0
Attendance: 1,49

Officials: Randy McCall, John Floyd, Chance Moore

Oregon St. - 75 **Record: 20-13**

NO.	Name		Min	FG M-A	3P M-A	FT M-A	Rebounds OR	DR	TOT	Fouls PF	FD	TP	AS	TO	ST	Blocks BS	BA	+/-
13	Isaiah Sy	F	30:22	5-10	2-6	0-0	2	4	6	1	2	12	0	0	2	0	0	0
24	Johan Munch	F	16:17	0-2	0-0	2-2	1	2	3	2	1	2	1	0	1	0	1	3
0	Damarco Minor	G	35:10	6-14	1-5	3-4	1	7	8	4	3	16	2	3	1	0	1	-4
2	Josiah Lake II	G	34:17	2-9	0-3	0-1	1	7	8	2	2	4	6	3	1	1	1	8
37	Liutauras Lelevicius	G	35:18	9-12	1-3	1-2	1	1	2	1	1	20	2	4	0	0	1	6
1	Ja'Quavis Williford		20:11	0-4	0-2	3-3	0	1	1	0	1	3	0	1	0	0	1	-7
77	Maxim Logue		23:43	6-8	0-0	6-7	3	7	10	2	5	18	0	0	0	0	0	-4
22	Thomas Ndong		04:42	0-0	0-0	0-0	0	0	0	0	0	0	0	0	0	0	0	-7
Team							3	1	4			0		2				
Totals				28-59	4-19	15-19	12	30	42	12	15	75	11	13	5	1	5	-1

Shooting By Period		
1st FG%	13-29	44.8%
3PT%	3-9	33.3%
FT%	7-7	100%
2nd FG%	15-30	50.0%
3PT%	1-10	10.0%
FT%	8-12	66.7%
GM FG%	28-59	47.5%
3PT%	4-19	21.1%
FT%	15-19	78.9%

Dead Ball Rebounds: 1, 0

Technical Fouls::NONE

UCF - 76 **Record: 18-16**

NO.	Name		Min	FG M-A	3P M-A	FT M-A	Rebounds OR	DR	TOT	Fouls PF	FD	TP	AS	TO	ST	Blocks BS	BA	+/-
52	Moustapha Thiam	C	31:37	4-14	0-2	2-4	7	2	9	3	3	10	2	3	1	3	0	5
3	Darius Johnson	G	33:09	4-16	2-8	5-6	1	3	4	4	4	15	3	1	2	0	0	-2
6	Dallan "Deebo" Coleman	G	19:04	2-4	1-2	1-2	1	4	5	2	2	6	3	1	0	0	0	-7
15	Tyler Hendricks	G	31:56	6-8	3-5	0-0	3	7	10	3	1	15	1	0	2	1	0	6
22	Nils Machowski	G	26:11	5-9	3-5	2-2	0	0	0	1	1	15	0	0	0	1	0	-8
5	Benny Williams		13:32	2-3	0-1	0-0	0	0	0	1	0	4	3	0	0	0	0	-5
0	Jordan Ivy-Curry		26:08	1-7	1-3	0-0	0	5	5	0	1	3	2	0	2	0	1	12
7	Dior Johnson		18:25	4-6	0-0	0-0	0	0	0	1	0	8	4	2	1	0	0	4
Team							0	1	1			0		0				
Totals				28-67	10-26	10-14	12	22	34	15	12	76	18	7	8	5	1	1

Shooting By Period		
1st FG%	18-37	48.6%
3PT%	8-19	42.1%
FT%	1-2	50%
2nd FG%	10-30	33.3%
3PT%	2-7	28.6%
FT%	9-12	75%
GM FG%	28-67	41.8%
3PT%	10-26	38.5%
FT%	10-14	71.4%

Dead Ball Rebounds: 1, 0

Technical Fouls::NONE

	OSU	UCF
Biggest lead	7 (1st 12:33)	9 (1st 0:14)
Best Scoring Run	6(1st 15:43)	8(1st 9:25)
Lead Changes	17	
Times Tied	10	
Time with Lead	11:51	24:26

Points from	OSU	UCF
Turnovers	7	14
Paint	32	32
Second Chance	10	15
Fast Breaks	5	16
Bench	21	15

Period by Period Scoring	1st	2nd	TOT
OSU	36	39	75
UCF	45	31	76

Game 34 • UCF 76, Oregon State 75
College Basketball Crown First Round • April 1, 2025
Las Vegas, Nev.

After leading for most of the contest, the UCF men's basketball team powered through adversity late against Oregon State in the first round of the inaugural College Basketball Crown, making a defensive stand in the game's final moments to advance with a 76-75 win from MGM Grand Garden Arena.

Oregon State opened the contest with a three, only to be answered with a second-chance triple from Nils Machowski. Next trip down the floor, Machowski struck again on the fastbreak that stemmed from a Dallan 'Deebo' Coleman steal. The Beavers and Knights traded the next three makes, starting a 6-0 run for Oregon State to go up 11-7 at the first media timeout.

A 64% start from the field helped Oregon State build a 19-12 lead just over eight minutes in. Out of the timeout, the Knights forced a miss and cashed in with a three from Tyler Hendricks. He struck again two possessions later, collecting a rebound and laying it in to trim the deficit to two. Riding a hot streak, Hendricks buried another triple next trip down to put the Knights up 20-19 with 9:25 to play in the first.

After a pair of made free throws, Jordan Ivy-Curry found his way onto the statsheet, burying a deep triple to go up 23-21. Oregon State drew even at 23 all before the Knights pulled in front by five thanks to a pullup shot from Benny Williams and a Darius Johnson three.

The Beavers kept it close until a 7-0 UCF surge powered the Knights to a nine-point lead before the break. Moustapha Thiam got the run started with a dunk off an Ivy-Curry feed. Coleman pulled up from long range, adding three points to the tally. Hendricks collected another rebound with 17 seconds left in the half and put it back in to finish the half strong.

Machowski tied his career-high in points in just one half, posting 13 points with three triples. Hendricks was close behind, posting a career-high 10 points while pulling in six rebounds. The Knights finished the half with eight triples on 19 attempts for a 42% clip from deep, complimenting it with a 49% mark from the field.

Oregon State scored eight of the first 10 points of the second, starting with an and-one. A pair of Machowski free throws gave him his career-high and briefly put the Knights back in front by eight. A three and a pair of free throws for the Beavers trimmed their deficit to three. UCF slowly built the lead back to seven, taking a 57-50 lead thanks to a Hendricks three. A 12-4 run Oregon State sprint erased the Knights' advantage, putting them behind 62-61 with 9:21 to play.

Neither team built a lead bigger than one possession the rest of the way. After surrendering the lead, UCF jumped back up by three with buckets from Hendricks and Coleman. Oregon State seized control, going up 70-69 after back-to-back makes with 4:08 to play. Another Knights make was answered with two more layups as the Beavers led 74-71 with 2:32 remaining.

After a few bunny hop misses and offensive rebounds, Thiam cut the deficit to one with a tap in with 2:01 to go. Oregon State missed on their end, leading to two made Johnson free throws with 92 seconds left to give UCF a 75-74 advantage. Oregon State was fouled at the other end on the next possession, hitting one of two from the charity stripe, tying the score with 1:15 to play.

Thiam worked his way to the rim to collect an offensive rebound before getting fouled with 55 ticks left. He hit one of two from the free throw line, edging the Knights in front. With 13 seconds left, UCF missed a layup, giving Oregon State a chance to win the game on the final possession. With 5.4 seconds left, the Beavers called timeout to draw up one final play. The Knights sniffed it out, advancing to the quarterfinals of the College Basketball Crown.

Hendricks earned his first career double-double, scoring 15 points while hauling in 10 rebounds. Johnson and Machowski matched Hendricks' points, tying the team lead with 15 points. Thiam also finished with double-digit points, scoring 10 points while pulling in nine boards.

The win marks UCF's first win in the month of April in program history as well as the first victory over Oregon State in the inaugural meeting between the two teams. Coach Dawkins improves to 11-7 as a head coach against the Beavers, including winning seven of the last nine meetings over the program.

The Knights buried 10 triples in the contest, the 14th time this season and the fourth time in the last five games. UCF boasts 296 made threes this season which stands as the program's new single-season record. The Black and Gold also achieved the most points in a single season in program history, tallying 2,693 points, topping the former record of 2,617 scored during the 1979-80 campaign.

UCF as secured four straight winning seasons with Tuesday's victory, the second such stint in Coach Dawkins' nine-year tenure with the Knights. Dawkins and the Knights are taking part in their fifth postseason in his nine seasons with the Black and Gold; Dawkins is in his 10th postseason in his 17 years as a head coach.

Official Basketball Box Score - Final
Cincinnati at UCF
04/03/25 MGM Grand Garden Arena, Las Vegas
2024-25 Men's Basketball

Game Time: 4:00 PM
Game Duration: 2:05
Attendance: 2,275

Officials: Pat Driscoll, Earl Walton, Deron George

Cincinnati - 80 **Record: 19-16**

NO.	Name		Min	FG M-A	3P M-A	FT M-A	Rebounds OR	DR	TOT	Fouls PF	FD	TP	AS	TO	ST	Blocks BS	BA	+/-
23	Dillon Mitchell	F	31:55	8-14	1-1	0-1	1	11	12	1	3	17	6	0	1	0	0	-8
55	Aziz Bandaogo	C	27:58	1-1	0-0	1-2	1	4	5	1	2	3	4	3	0	0	0	-6
1	Day Day Thomas	G	28:32	7-14	5-9	0-0	1	3	4	3	1	19	2	3	2	0	1	-2
2	Jizzle James	G	26:19	4-14	0-6	2-2	1	0	1	3	1	10	0	1	0	0	0	-19
10	Josh Reed	G	18:59	2-8	2-7	0-0	0	2	2	5	0	6	0	2	0	0	1	0
0	Dan Skillings Jr.		21:02	3-7	0-1	0-1	1	2	3	0	1	6	3	0	3	0	0	-7
3	Rayvon Grilfith		09:55	2-3	1-2	3-6	2	1	3	1	4	8	0	0	0	0	0	2
41	Simas Lukosius		25:25	3-8	3-8	2-2	1	4	5	0	2	11	2	1	0	0	0	-2
65	Halvine Dzellat		06:56	0-1	0-0	0-0	0	1	1	2	0	0	0	1	1	0	0	1
14	Tyler Betsey		02:58	0-0	0-0	0-0	0	0	0	1	0	0	0	0	0	0	0	1
Team							5	1	6			0		0				
Totals				30-70	12-34	8-14	13	29	42	17	14	80	17	11	7	0	2	-8

Shooting By Period		
1st FG%	13-32	40.6%
3PT%	5-17	29.4%
FT%	4-9	44.4%
2nd FG%	17-38	44.7%
3PT%	7-17	41.2%
FT%	4-5	80%
GM FG%	30-70	42.9%
3PT%	12-34	35.3%
FT%	8-14	57.1%

Dead Ball Rebounds: 2, 0

Technical Fouls: Reed 2nd 8:02

UCF - 88 **Record: 19-16**

NO.	Name		Min	FG M-A	3P M-A	FT M-A	Rebounds OR	DR	TOT	Fouls PF	FD	TP	AS	TO	ST	Blocks BS	BA	+/-
52	Moustapha Thiam	C	29:56	6-9	1-3	0-0	3	2	5	3	0	13	0	0	1	2	0	8
3	Darius Johnson	G	36:46	11-23	5-13	4-5	0	4	4	2	7	31	7	5	2	0	0	9
6	Dallan "Deebo" Coleman	G	23:11	1-6	0-4	0-0	0	6	6	2	0	2	2	0	2	0	0	7
15	Tyler Hendricks	G	33:33	3-5	1-1	7-8	0	4	4	1	5	14	0	0	0	0	0	8
22	Nils Machowski	G	20:16	4-7	3-5	0-0	1	4	5	2	0	11	1	1	0	0	0	5
0	Jordan Ivy-Curry		25:48	1-8	0-4	5-6	0	3	3	0	3	7	1	2	1	0	0	1
5	Benny Williams		20:56	3-5	0-0	0-0	2	3	5	2	1	6	1	0	0	0	0	3
7	Dior Johnson		09:34	2-3	0-0	0-0	0	1	1	2	0	4	0	0	0	0	0	-1
Team							3	2	5			0		0				
Totals				31-66	10-30	16-19	9	29	38	14	16	88	12	8	6	2	0	8

Shooting By Period		
1st FG%	14-33	42.4%
3PT%	3-13	23.1%
FT%	7-7	100%
2nd FG%	17-33	51.5%
3PT%	7-17	41.2%
FT%	9-12	75%
GM FG%	31-66	47.0%
3PT%	10-30	33.3%
FT%	16-19	84.2%

Dead Ball Rebounds: 0, 2

Technical Fouls: NONE

	CIN	UCF
Biggest lead	2 (1st 5:30)	9 (2nd 2:36)
Best Scoring Run	6(2nd 12:13)	10(2nd 13:15)
Lead Changes	14	
Times Tied	8	
Time with Lead	02:26	32:33

Points from	CIN	UCF
Turnovers	10	6
Paint	24	32
Second Chance	17	8
Fast Breaks	11	10
Bench	25	17

Period by Period Scoring	1st	2nd	TOT
CIN	35	45	80
UCF	38	50	88

Game 35 • UCF 88, Cincinnati 80
College Basketball Crown Quarterfinals • April 3, 2025
Las Vegas, Nev.

A brilliant display from senior Darius Johnson lifted UCF to an 88-80 victory over longtime foe Cincinnati in the College Basketball Crown quarterfinals. Johnson was lighting up the scoreboard like the slot machines on the Las Vegas strip, scoring 31 points with five made triples to send the Knights to Saturday's semifinal.

Johnson's name was called early and often, a bit of foreshadowing for the home stretch of Thursday night's game, scoring UCF's first eight points and scoring the lone two makes for nearly the first four minutes of the contest. A layup, followed by his signature high-arching three point shot put UCF up 5-0 before Cincinnati hit its first triple with 16:09 showing on the game clock. Johnson swished in another triple, starting the game three-of-four from the field including a perfect two-of-two from deep. The Knights held an 8-3 lead at the first media timeout while limiting Cincinnati to one-for-six from the field.

After Moustapha Thiam bullied his way to the rim for a 10-3 lead. Five straight Cincinnati points closed the gap, one that didn't expand above five the rest of the half. The Bearcats climbed to their first lead of the game with 6:39 left in the first half with a driving dunk, jumping on top 25-24.

Dwon 32-30, UCF posted a 6-0 run to pull back in front for the remainder of the half. Tyler Hendricks got the stretch going with a quick jumper before Dallan 'Deebo' Coleman and Johnson added layups for the 36-32 lead. A Cincinnati triple with 77 seconds left in the first was its final points of the first. Jordan Ivy-Curry added a pair of free throws for the Knights before the halftime buzzer sounded, taking a 38-35 lead into the locker room.

Cincinnati set the tone to start the second half, scoring six of the first nine points of the frame, tying things at 41. The Bearcats popped back in front briefly from a triple at 46-44 only to UCF roar out to a 10-0 run. Machowski buried a triple to get things going, followed by a Johnson fastbreak and Benny Williams layup. A display of perfect passing after collecting an offensive rebound led to an opening for Machowski who drove backdoor on the baseline, collecting a feed from Williams and tossing it in for the 54-46 lead.

The Bearcats didn't go quietly, piecing together a 6-0 run to draw back to within two. Hendricks had an answer though, hitting a step-back, corner triple to extend the lead back to five. Cincinnati continued to scratch back, scoring eight of the next nine points to take a 60-58 lead. Thiam responded with his lone triple of the game, putting UCF back in front.

Tied at 67 all, Williams provided enough electricity on a monster putback dunk to power the entire Vegas strip for a night.

Johnson earned himself a new nickname in his 123rd collegiate contest, as Gus Johnson who was on the call for a national audience on FS1, dubbed him "the moon man" for his skyscraping triples that were beginning to leave craters in Cincinnati's hopes of continuing in the Crown. A layup from Thiam to put UCF in front for good with 4:34 to play yielded to the senior star who began to put the game out of sight. Darius dropped in a high-flying triple to put the Knights up 74-70 before popping in another jumper with 3:11 to play to put UCF up half a dozen. One more star-grazing three-pointer completed the Black and Gold's second 10-0 run of the half and ballooned the lead to nine, the highest mark of the game.

Johnson earned himself a new nickname in his 123rd collegiate contest, as Gus Johnson who was on the call for a national audience on FS1, dubbed him "the moon man" for his skyscraping triples that were beginning to leave craters in Cincinnati's hopes of continuing in the Crown. A layup from Thiam to put UCF in front for good with 4:34 to play yielded to the senior star who began to put the game out of sight. Darius dropped in a high-flying triple to put the Knights up 74-70 before popping in another jumper with 3:11 to play to put UCF up half a dozen. One more star-grazing three-pointer completed the Black and Gold's second 10-0 run of the half and ballooned the lead to nine, the highest mark of the game.

Official Basketball Box Score - Final
UCF at Villanova
04/05/25 T-Mobile Arena, Las Vegas
2024-25 Men's Basketball

Game Time: 1:00 PM
Game Duration: 2:46
Attendance: 2,972

Officials: D.J. Carstensen, Matt Potter, Brooks Wells

UCF - 104 **Record: 20-16**

NO.	Name		Min	FG M-A	3P M-A	FT M-A	Rebounds OR	DR	TOT	Fouls PF	FD	TP	AS	TO	ST	Blocks BS	BA	+/-
52	Moustapha Thiam	C	36:27	2-5	0-2	2-4	2	3	5	4	2	6	0	1	0	2	0	13
3	Darius Johnson	G	42:18	11-19	3-7	17-20	1	4	5	4	13	42	7	3	0	0	2	10
6	Dallan "Deebo" Coleman	G	41:35	3-7	3-6	4-6	1	2	3	4	4	13	1	0	1	0	0	6
15	Tyler Hendricks	G	28:53	4-8	2-5	2-4	4	4	8	4	2	12	2	0	0	0	0	17
22	Nils Machowski	G	15:34	0-4	0-4	0-0	3	1	4	2	0	0	2	0	0	0	0	0
0	Jordan Ivy-Curry		30:21	5-12	4-6	4-4	0	7	7	1	3	18	1	1	1	0	1	-2
5	Benny Williams		08:06	0-1	0-0	0-2	0	1	1	4	2	0	1	2	0	1	0	-4
7	Dior Johnson		21:47	5-7	3-5	0-0	0	2	2	1	1	13	0	0	0	0	0	-10
Team							1	5	6			0		0				
Totals				30-63	15-35	29-40	12	29	41	24	27	104	14	7	2	3	3	6

Shooting By Period		
1st FG%	13-30	43.3%
3PT%	8-20	40.0%
FT%	14-18	77.8%
2nd FG%	14-28	50.0%
3PT%	6-14	42.9%
FT%	6-9	66.7%
:OT FG%	3-5	60.0%
3PT%	1-1	100.0%
FT%	9-13	69.2%
GM FG%	30-63	47.6%
3PT%	15-35	42.9%
FT%	29-40	72.5%

Dead Ball Rebounds: 5, 0

Technical Fouls: NONE

Villanova - 98 **Record: 21-15**

NO.	Name		Min	FG M-A	3P M-A	FT M-A	Rebounds OR	DR	TOT	Fouls PF	FD	TP	AS	TO	ST	Blocks BS	BA	+/-
13	Enoch Boakye	F	37:51	4-4	0-0	3-4	6	5	11	4	2	11	1	0	0	0	0	-11
43	Eric Dixon	F	42:23	9-24	1-11	10-12	2	5	7	4	8	29	1	3	1	0	0	-7
2	Jhamir Brickus	G	34:03	1-2	0-1	3-4	0	3	3	5	3	5	3	1	0	1	0	-11
5	Wooga Poplar	G	40:34	9-22	3-5	11-11	2	9	11	3	7	32	3	1	1	0	2	2
15	Jordan Longino	G	31:34	0-7	0-3	3-4	1	1	2	5	2	3	3	0	1	2	1	9
4	Tyler Perkins		28:46	6-12	4-10	2-2	2	4	6	5	2	18	1	1	1	0	0	0
10	Jordann Dumont		07:60	0-1	0-1	0-0	0	0	0	0	0	0	0	0	0	0	0	-2
1	Kris Parker		01:34	0-0	0-0	0-0	0	0	0	1	0	0	0	0	0	0	0	-8
0	Josiah Moseley		00:15	0-0	0-0	0-0	0	0	0	0	0	0	0	0	0	0	0	-2
Team							4	0	4			0		1				
Totals				29-72	8-31	32-37	17	27	44	27	24	98	12	7	4	3	3	-6

Shooting By Period		
1st FG%	11-30	36.7%
3PT%	3-14	21.4%
FT%	19-21	90.5%
2nd FG%	14-34	41.2%
3PT%	4-13	30.8%
FT%	12-14	85.7%
:OT FG%	4-8	50.0%
3PT%	1-4	25.0%
FT%	1-2	50%
GM FG%	29-72	40.3%
3PT%	8-31	25.8%
FT%	32-37	86.5%

Dead Ball Rebounds: 2, 0

Technical Fouls: NONE

	UCF	VIL
Biggest lead	11 (2nd 14:59)	6 (2nd 2:39)
Best Scoring Run	8(1st OT 4:06)	9(2nd 4:10)
Lead Changes	4	
Times Tied	3	
Time with Lead	38:45	05:05

Points from	UCF	VIL
Turnovers	4	11
Paint	26	34
Second Chance	11	23
Fast Breaks	26	11
Bench	31	18

Period by Period Scoring	1st	2nd	OT1	TOT
UCF	48	40	16	104
VIL	44	44	10	98

Game 36 • UCF 104, Villanova 98 (OT)
College Basketball Crown Semis • April 5, 2025
Las Vegas, Nev.

The UCF men's basketball team will be playing for a crown, both literally and physically on Sunday evening after beating Villanova 104-98 in overtime in the College Basketball Crown semifinal. Darius Johnson shone the brightest on the Vegas strip, scoring a career-best 42 points on the strength of three triples and a program record 17 made free throws.

Similar to UCF's quarterfinal game, Johnson was first on the scoreboard, sinking a layup and a triple to get UCF out to a 5-0 edge. Dallan 'Deebo' Coleman was hot early as well, hitting two three pointers in the first three and a half minutes as UCF took a 13-7 lead.

The contest remained close for much of the first half. Jordan Ivy-Curry hit a triple with 13:09 left in the frame to go up 23-17, but Villanova hung around and cut it back to one. A funky deflection later acted as an assist for Dior Johnson in the corner who sunk a wide-open triple to put the Knights in front 28-24 with 9:42 remaining. Following that, Villanova jumped in front for its only lead of the first half after a 5-0 run.

Unphased, the Knights jumped back on top the next possession as Dior drove the lane, followed by another Johnson triple a few turns later. UCF built a lead as high as eight in the home stretch of the opening half, leading 48-40 with 1:44 to go. The Wildcats scored the final four points of the stanza as the Knights led 48-44 at the break, just one point shy of tying the squad's most points in a first half this season.

Darius and Coleman stuffed the statsheet in the first, as Darius went to the locker room with 19 points, including a pair of triples and nine points from the charity stripe. Darius climbed the ranks of UCF's all-time scorers, leaping over Isaiah Sykes (1,545 points from 2010-14) into eighth place. Coleman's two early triples powered him to 10 points in the first, securing his fourth double-digit performance this season. Eight triples dropped for the Knights in the first, compared to just three for Villanova. The Knights limited the nation's leading scorer, Eric Dixon, to just one made field goal on seven attempts in the first half, scoring all seven of his points from the free throw line.

The second half started with Villanova trimming the lead to just two after a pair of free throws. Coleman had the Knights' first three points out of the break. The next trip down the floor, the ball was clanking around in the UCF offensive end similar to the likes of how a ball ricochets around a roulette wheel. It eventually found Coleman, who picked the right number, passing it to a wide open Tyler Hendricks who nailed the triple to balloon the lead back to eight at 54-46.

The Knights kept pushing, trying to stretch the lead to double digits. They did so for an extended amount of time, first getting there as Moustapha Thiam came flying in for a two-handed slam followed by a fastbreak triple from Darius for UCF's largest lead of the game at 64-53 with 14:59 left in the game. The Knights tried to keep it at double-digits, leading 68-58 with 12:52 still showing. Villanova's Dixon kept his squad in it, contributing eight points to a 10-2 Wildcat run, trimming UCF's lead to just two with 8:38 to play.

Four points from the charity stripe, a pair each from Ivy-Curry and Darius briefly pushed the lead back up to six, but a 9-0 Villanova run gave the Wildcats a three point lead that was eventually built to six on the back of a 15-3 stretch, making it an 83-77 Villanova edge with 2:39 to play.

As has been the case all season long, the Knights showed no quit. Darius again was on the scene, getting a layup to go to cut the lead to four. Almost a full minute later with 1:06 to go, Hendricks slashed the lead to two with a jumper. Villanova answered with a make with 36 seconds to play, but Thiam answered with a dunk with 24 ticks left, extending the game. UCF had to play the foul game, surrendering two free throws that were matched by an Ivy-Curry layup with 14 seconds to go.

The foul game played into UCF's favor, as Villanova made just one of two from the charity stripe, making it 88-85 and giving the Knights a shot to push the game into overtime.

With it possibly being his final game in a UCF uniform, a play was dialed up for Darius, who got an open look from deep. With nine seconds left, his sky-scraping shot barely touched net on the way through the rim, swishing a triple to tie the game at 88. Villanova didn't call a timeout, going down the court and trying to win it in regulation, but couldn't convert, sending the Crown semifinal to overtime.

UCF's chances of winning a Big 12 Conference championship were dashed in overtime at the hands of Kansas back on March 12, but in April, the same couldn't be said. The Knights never trailed in overtime winning 104-98 to advance to the Crown championship game. Darius and Ivy-Curry combined for 15 of UCF's 16 points in the extra segment. Darius opened the frame with a layup, followed by a three-pointer from Ivy-Curry. A layup from Villanova was separated by a Darius and-one, making it a 96-90 with 3:17 to play.

Villanova cut it to one possession three times the rest of the way but could never pull in front. The foul game sent UCF to the line for five of the final eight points of the night, all from Darius who finished with 42 points, 17 of which came from the free throw line. His showing was the fourth 40+ point performance in UCF's Division I history and tied for the second most points scored in that same era. The 17 made free throws was two more than the previous high in program history, setting a new mark; the 20 free throw attempts was one shy of tying a 21 mark posted by Tacko Fall in 2019.

UCF finished with 15 made threes, setting a new season high. The Knights have now made 10 or more threes in each game of the postseason, doing so in both Big 12 Conference Championship games and all three at the Crown. It was the 16th time this season with UCF burying double-digit triples, continuing to raise the bar on what is already a program record for threes and points scored in a single campaign.

The Knights will play for a postseason championship for the first time since 2005 when UCF won the Atlantic Sun's conference tournament in 2005. The last time the Black and Gold had made a postseason semifinal was in 2017 in the NIT, falling to future Big 12 foe TCU.

Saturday's victory marks the 20th of the campaign, meaning UCF has earned its third 20-win season under Coach Dawkins. It's the 10th 20-win campaign in UCF's Division I history.

Official Basketball Box Score - Final

Nebraska at UCF

04/06/25 T-Mobile Arena, Las Vegas

2024-25 Men's Basketball

Game Time: 2:30 PM
Game Duration: 2:04
Attendance: 3,314

Officials: Brian O'Connell, D.J. Carstensen, Tyler Kump

Nebraska - 77 **Record: 21-14**

NO.	Name		Min	FG M-A	3P M-A	FT M-A	Rebounds OR	DR	TOT	Fouls PF	FD	TP	AS	TO	ST	Blocks BS	BA	+/-
4	Juwan Gary	F	33:06	8-15	1-3	3-3	2	6	8	2	3	20	0	2	2	0	1	13
23	Andrew Morgan	F	26:43	4-6	0-0	0-1	1	2	3	3	1	8	4	2	1	1	0	6
1	Sam Hoiberg	G	35:44	0-3	0-1	0-0	2	1	3	1	1	0	7	0	2	1	0	16
3	Brice Williams	G	31:21	6-14	3-8	6-8	0	4	4	4	7	21	3	2	1	0	1	12
31	Cale Jacobsen	G	25:04	2-4	1-1	0-0	0	6	6	0	0	5	1	2	1	1	0	-11
0	Connor Essegian		27:22	8-16	4-8	1-3	1	3	4	2	2	21	2	1	1	0	2	20
34	Braxton Meah		08:14	0-0	0-0	0-0	0	3	3	1	0	0	2	0	0	0	0	2
2	Ahron Ulis		08:18	1-3	0-0	0-0	0	1	1	0	1	2	1	0	0	0	1	-2
9	Berke Buyuktuncel		04:08	0-0	0-0	0-2	0	2	2	1	1	0	0	0	0	0	0	-1
Team							3	1	4			0		0				
Totals				29-61	9-21	10-17	9	29	38	14	16	77	20	9	8	3	5	11

Shooting By Period			
1st	FG%	14-33	42.4%
	3PT%	5-13	38.5%
	FT%	2-2	100%
2nd	FG%	15-28	53.6%
	3PT%	4-8	50.0%
	FT%	8-15	53.3%
GM	FG%	29-61	47.5%
	3PT%	9-21	42.9%
	FT%	10-17	58.8%

Dead Ball Rebounds: 3, 0

Technical Fouls::NONE

UCF - 66 **Record: 20-17**

NO.	Name		Min	FG M-A	3P M-A	FT M-A	Rebounds OR	DR	TOT	Fouls PF	FD	TP	AS	TO	ST	Blocks BS	BA	+/-
52	Moustapha Thiam	C	35:39	4-9	1-3	0-0	2	9	11	0	1	9	2	2	1	3	0	-10
3	Darius Johnson	G	26:34	1-11	0-5	2-2	1	1	2	5	3	4	1	3	2	0	1	-9
6	Dallan "Deebo" Coleman	G	23:50	2-4	0-2	0-0	0	1	1	0	0	4	2	0	0	1	0	-5
15	Tyler Hendricks	G	28:33	2-7	1-3	0-0	1	6	7	3	3	5	1	0	0	0	2	5
22	Nils Machowski	G	27:49	5-10	2-5	1-2	3	3	6	4	3	13	1	1	3	0	0	7
0	Jordan Ivy-Curry		31:22	12-22	3-9	2-2	3	0	3	3	2	29	1	6	0	0	0	-17
7	Dior Johnson		18:34	1-4	0-2	0-0	0	3	3	2	1	2	0	0	1	0	0	-19
5	Benny Williams		07:39	0-1	0-0	0-0	1	1	2	0	1	0	0	0	0	1	0	-7
Team							2	2	4			0		0				
Totals				27-68	7-29	5-6	13	26	39	17	14	66	8	12	7	5	3	-11

Shooting By Period			
1st	FG%	14-31	45.2%
	3PT%	4-12	33.3%
	FT%	3-3	100%
2nd	FG%	13-37	35.1%
	3PT%	3-17	17.6%
	FT%	2-3	66.7%
GM	FG%	27-68	39.7%
	3PT%	7-29	24.1%
	FT%	5-6	83.3%

Dead Ball Rebounds: 0, 1

Technical Fouls: Ivy-Curry 2nd6:01

	NEB	UCF
Biggest lead	12 (1st 10:21)	14 (2nd 14:55)
Best Scoring Run	13(2nd 7:27)	16(2nd 14:55)
Lead Changes	3	
Times Tied	5	
Time with Lead	25:52	08:54

Points from	NEB	UCF
Turnovers	13	8
Paint	30	32
Second Chance	10	15
Fast Breaks	2	2
Bench	23	31

Period by Period Scoring	1st	2nd	TOT
NEB	35	42	77
UCF	35	31	66

Game 37 • Nebraska 77, UCF 66
College Basketball Crown Finals • April 6, 2025
Las Vegas, Nev.

The UCF men's basketball team saw its quest for the College Basketball Crown title come up just short, falling to Nebraska 77-66 in the championship game.

Moustapha Thiam got the Knights going with a rejection on the defensive end and turned it into a triple on the offensive side, giving UCF the first points of the game. Nebraska scored 10 of the game's next 12 points, giving the Cornhuskers a five-point lead. They later pulled in front by a dozen, leading 23-11 with 10:21 to play in the opening segment after a third Knights turnover. Darius Johnson, who has been phenomenal throughout the Crown, picked up two early fouls, subbing out shortly after the Knights went down 12.

Dior Johnson got things going back in the right direction, cashing in on a jumper followed by a quick spinning shot from high in the paint from Jordan Ivy-Curry, making it 23-15. Nebraska answered with a layup before Ivy-Curry swished one from deep. Nils Machowski missed a layup but collected his own miss, slashing Nebraska's lead to five at 25-20 with 7:54 remaining.

The Knights continued to chip away at the Cornhusker lead. Machowski buried a three with six minutes to play, making it a 29-26 deficit before Nebraska extended the lead back to seven with 4:58 to play.

The three point bucket for the Cornhuskers at the 4:58 mark was their final make from the field of the half, missing their last seven attempts. UCF finished the half scoring nine of the final 11 points to erase the deficit and head to the break tied 35-35. Ivy-Curry hit a triple, followed with two points each from Hendricks and Darius, tying the game at 33 before Nebraska's two free throws and a Dallan 'Deebo' Coleman layup finished the scoring in the half.

The bank was open, as it always is in Las Vegas, to start the second half for UCF with Machowski kissing one off the glass and down for the first points of the half. The two points were the first of a 14-0 UCF run as the Knights had everything clicking on both ends of the floor. Coleman slashed through the defense straight to the rim like a freight train before Thiam cashed in on a two-handed slam. The run continued with a triple from Machowski and another spinning layup from Ivy-Curry. Hendricks nailed a three, giving the Knights the 49-35 lead.

Nebraska's cold snap finally ended with 14:36 remaining, which meant the Cornhuskers went over 10 minutes without a field goal. That opened up an 11-0 run for Nebraska though, cutting UCF's lead to just three.

A big shot by Ivy-Curry in the corner put the Knights up by six with 11:58 to play, but again Nebraska went on a hot streak, scoring the next 13 points to go up seven with 7:27 remaining. A trio of threes and two dunks were responsible for the now 59-52 advantage. The Knights trimmed it back to four at 59-55, but that was the closest to comeback the Black and Gold got in the final game of the campaign.

Nebraska again got a streak going, scoring 12 of the next 16 points to retake a 12-point lead for the second time on the afternoon at 71-59 with 2:35 left. A glimmer of hope resurfaced as Ivy-Curry added five points to UCF's total in 33 seconds, trimming the deficit to 71-64 with 1:53 remaining. Nebraska didn't falter down the stretch, adding the finishing touches with free throws for the 77-66 final.

Ivy-Curry finished the contest with a game-high 29 points while Machowski was UCF's second-leading scorer on the afternoon with 13 points. UCF's streak of making 10+ threes in each postseason game was snapped, sinking just seven against Nebraska.

UCF's 2024-25 campaign saw the Knights win 20 games for the third time under Coach Dawkins and for the 10th time in program history. It was the fifth postseason in nine seasons with Dawkins at the helm.

Darius finishes his remarkable UCF career with 1,586 points for an eighth-place all-time finish as a Knight. He also finishes second in steals (239), third in assists (470), third in games played (125) fourth in made three pointers (218) and fifth in free throw percentage (81.4%) among UCF career ranks. His 644 points this season are the sixth most in a campaign by a Knight, and his 83 steals are the most in a season in UCF's Division I tenure.

The Knights trip through the College Basketball Crown included a 76-75 win over Oregon State, an 88-80 victory over conference-foe Cincinnati and a thrilling come-from-behind effort to beat Villanova 104-98.

Big 12 Conference 2024-25 Review

	Big 12				Overall						vs. Ranked	
SCHOOL	W-L	PCT	H	A	W-L	PCT	H	A	N	STREAK	Top 10	Top 25
Houston	19-1	.950	9-1	10-0	35-5	.875	16-1	10-0	9-4	L1	4-2	9-4
Texas Tech	15-5	.750	7-3	8-2	28-9	.757	15-3	8-2	5-4	L1	1-3	1-5
Arizona	14-6	.700	8-2	6-4	24-13	.649	13-3	6-5	5-5	L1	3-3	8-6
BYU	14-6	.700	8-2	6-4	26-10	.722	15-2	6-5	5-3	L1	1-2	4-5
Iowa State	13-7	.650	8-2	5-5	25-10	.714	15-2	6-5	4-3	L1	2-2	4-5
Kansas	11-9	.550	7-3	4-6	21-13	.618	14-3	4-8	3-2	L2	2-3	3-4
Baylor	10-10	.500	7-3	3-7	20-15	.571	13-3	3-9	4-3	L1	0-6	3-10
West Virginia	10-10	.500	6-4	4-6	19-13	.594	13-4	4-7	2-2	L1	3-2	4-4
TCU	9-11	.450	7-3	2-8	16-16	.500	14-3	2-9	0-4	L3	1-0	2-3
Kansas State	9-11	.450	6-4	3-7	16-17	.485	10-6	3-9	3-2	L1	0-2	5-3
Utah	8-12	.400	7-3	1-9	16-17	.485	15-5	1-9	0-3	L4	0-2	5-3
Oklahoma State	7-13	.350	7-3	0-10	17-18	.486	13-4	3-10	1-4	L1	1-1	1-5
Cincinnati	7-13	.350	5-5	2-8	19-16	.543	12-5	4-9	3-2	L1	0-2	1-4
UCF	**7-13**	**.350**	**5-5**	**2-8**	**20-17**	**.541**	**13-6**	**3-8**	**4-3**	**L1**	**0-4**	**1-6**
Arizona State	4-16	.200	1-9	3-7	13-20	.394	5-9	3-8	5-3	L6	0-5	1-8
Colorado	3-17	.150	3-7	0-10	14-21	.400	11-7	0-10	3-4	L2	1-6	1-8

Big 12 in the Postseason

NCAA Tournament

Houston	Finals
Texas Tech	Elite Eight
BYU	Sweet 16
Arizona	Sweet 16
Iowa State	Second Round
Baylor	Second Round
Kansas	First Round

NIT

Oklahoma State	Quarterfinals

College Basketball Crown

UCF	**Finals**
Cincinnati	Quarterfinals
Utah	First Round
Arizona State	First Round
Colorado	First Round

Big 12 Championship Results

First Round - Tue., Mar. 11
Cincinnati 87, Oklahoma State 68
Colorado 69, TCU 67
Kansas State 71, Arizona State 66
UCF 77, Utah 72

Second Round - Wed., Mar. 12
Iowa State 76, Cincinnati 56
Colorado 67, West Virginia 60
Baylor 70, Kansas 56
Kansas 98, UCF 94 (OT)

Quarterfinals - Thurs., Mar. 13
BYU 96, Iowa State 92
Houston 77, Colorado 68
Texas Tech 76, Baylor 74
Arizona 88, Kansas 77

Semifinals - Fri., Mar. 14
Houston 74, BYU 54
Arizona 86, Texas Tech 80

Final - Sat., Mar. 15
Houston 72, Arizona 64

Team Statistical Rankings

	OFFENSE				DEFENSE			
SCHOOL	Scoring	FG-Pct.	3FG-Pct.	Rebounds	Scoring	FG-Pct.	3FG-Pct.	Rebounds
Arizona	1	3	8	4	13	4	11	2
Arizona State	9	12	5	16	15	13	8	6
Baylor	6	9	7	1	9	12	15	15
BYU	2	2	2	9	11	9	16	4
UCF	**5**	**14**	**9**	**5**	**16**	**15**	**7**	**9**
Cincinnati	12	7	14	8	3	8	9	14
Colorado	14	10	15	14	10	10	13	5
Houston	10	6	1	2	1	1	2	11
Iowa State	4	1	4	12	4	5	10	8
Kansas	7	4	6	11	7	2	3	1
Kansas State	13	11	13	13	8	11	4	13
Oklahoma State	11	13	10	10	14	16	14	12
TCU	16	16	16	6	6	14	5	16
Texas Tech	3	5	3	7	5	7	6	7
Utah	8	8	11	3	12	6	12	3
West Virginia	14	15	12	15	2	3	1	10

SCHOOL	FT-Pct.	Blocks	Steals	Assists	Rebound Margin	Turnover Margin	Ast/TO Ratio
Arizona	1	5	9	5	1	11	4
Arizona State	8	3	16	13	15	14	14
Baylor	6	16	8	8	8	6	8
BYU	12	13	11	3	2	12	3
UCF	**2**	**4**	**4**	**10**	**14**	**9**	**12**
Cincinnati	14	6	6	11	10	3	6
Colorado	5	8	12	9	9	16	15
Houston	7	2	3	16	3	1	7
Iowa State	4	12	1	7	6	2	11
Kansas	11	1	15	1	9	13	2
Kansas State	13	10	10	6	8	10	10
Oklahoma State	10	15	2	14	13	8	16
TCU	15	11	5	15	4	7	13
Texas Tech	3	14	14	4	10	5	1
Utah	16	9	13	2	4	15	5
West Virginia	9	7	7	12	14	4	9

Final AP Poll - Apr. 8

Rk.	Team (1st Votes)	Record	Pts.
1	Florida (61)	36-4	1525
2	***Houston***	***35-5***	***1464***
3	Duke	35-4	1402
4	Auburn	32-6	1343
5	Tennessee	30-8	1220
6	Alabama	28-9	1198
7	Michigan State	30-7	1188
8	***Texas Tech***	***28-9***	***1140***
9	Maryland	27-9	923
10	Michigan	27-10	873
11	St. John's	31-5	862
12	*Kentucky*	*24-12*	*744*
13	***BYU***	***26-10***	***712***
14	Purdue	24-12	704
15	***Arizona***	***24-13***	***639***
16	Wisconsin	27-10	542
17	***Iowa State***	***25-10***	***512***
18	Ole Miss	24-12	424
19	Texas A&M	23-11	358
20	Arkansas	22-14	321
21	Louisville	27-8	309
22	Clemson	27-7	265
23	Gonzaga	26-9	250
24	Saint Mary's	29-6	186
25	Memphis	29-6	137

RECEIVING VOTES: Drake 122, Oregon 105, Illinois 80, UConn 76, Creighton 60, Colorado St. 49, UCLA 36, McNeese St. 17, Missouri 16, New Mexico 10, UC San Diego 6, ***Kansas 5***, Marquette 2.

Final Coaches Poll - Apr. 9

Rk.	Team (1st Votes)	Record	Pts.
1	Florida (31)	36-4	775
2	***Houston***	***35-5***	***744***
3	Duke	35-4	706
4	Auburn	32-6	689
5	Tennessee	30-8	621
6	Alabama	28-9	610
7	Michigan State	30-7	593
8	***Texas Tech***	***28-9***	***582***
9	Maryland	27-9	469
10	St. John's	31-5	436
11	Michigan	27-10	427
12	*Purdue*	*24-12*	*384*
13	***Arizona***	***24-13***	***353***
14	Kentucky	24-12	330
15	***BYU***	***26-10***	***316***
16	Wisconsin	27-10	315
17	***Iowa State***	***25-10***	***280***
18	Ole Miss	24-12	214
19	Texas A&M	23-11	195
20	Gonzaga	26-9	155
21	Louisville	27-8	146
22	Saint Mary's	29-6	97
23	Clemson	27-7	95
24	Creighton	25-11	90
25	Arkansas	22-14	84

RECEIVING VOTES: Memphis 63; Drake 52; Illinois 49; UConn 41; Oregon 40; UCLA 33; Missouri 33; Marquette 18; New Mexico 11; Colorado State 9; UC San Diego 7; ***Kansas 6; Baylor 6***; McNeese State 1

indicates conference opponent

Weekly Honors

Player of the Week

Week 1	Hunter Dickinson, Kansas
Week 2	Hunter Dickinson, Kansas
Week 3	Norchad Amier, Baylor
Week 4	Keshon Gilbert, ISU & Javon Small, WVU
Week 5	Keshon Gilbert, Iowa State
Week 6	Hunter Dickinson, Kansas
Week 7	Darrion Williams, Texas Tech
Week 8	Javon Small, West Virginia
Week 9	Curtis Jones, Iowa State
Week 10	Javon Small, West Virginia
Week 11	Milos Uzan, Houston
Week 12	Caleb Love, Arizona
Week 13	David N'Guessan, Kansas State
Week 14	JT Toppin, Texas Tech
Week 15	Richie Saunders, BYU
Week 16	Richie Saunders, BYU
Week 17	JT Toppin, Texas Tech

Newcomer of the Week

Week 1	Egor Demin, BYU & Zeke Mayo, Kansas
Week 2	Egor Demin, BYU & Joson Sanon, ASU
Week 3	JT Toppin, Texas Tech
Week 4	Tucker DeVries, West Virginia
Week 5	Joshua Jefferson, Iowa State
Week 6	Joshua Jefferson, ISU & Zeke Mayo, Kansas
Week 7	Jayden Quaintance, Arizona State
Week 8	Joshua Jefferson, ISU & Noah Reynolds, TCU
Week 9	Joshua Jefferson, Iowa State
Week 10	**Keyshawn Hall, UCF**
Week 11	VJ Edgecombe, BU & Joshua Jefferson, ISU
Week 12	Robert Wright III, Baylor
Week 13	Tobe Awaka, Arizona
Week 14	JT Toppin, Texas Tech
Week 15	JT Toppin, Texas Tech
Week 16	Abou Ousmane, Oklahoma State
Week 17	JT Toppin, Texas Tech

Phillips 66 All-Big 12 Men's Basketball Postseason Awards

Player of the Year
JT Toppin, Texas Tech

Defensive Player of the Year
Joseph Tugler, Houston

Newcomer of the Year
JT Toppin, Texas Tech

Freshman of the Year
VJ Edgecombe, Baylor

Sixth Man of the Year
Curtis Jones, Iowa State

Most Improved Player of the Year
Richie Saunders, BYU

Coach of the Year
Kelvin Sampson, Houston

All-Big 12 First Team
Caleb Love, Arizona
Norchad Omier, Baylor
Richie Saunders, BYU
LJ Cryer, Houston
J'Wan Roberts, Houston
Curtis Jones, Iowa State
Hunter Dickinson, Kansas
JT Toppin, Texas Tech*
Darrion Williams, Texas Tech
Javon Small, West Virginia

All-Big 12 Second Team
VJ Edgecombe, Baylor
Keyshawn Hall, UCF
Milos Uzan, Houston
Joshua Jefferson, Iowa State
Chance McMillian, Texas Tech

All-Big 12 Third Team
Joseph Tugler, Houston
Zeke Mayo, Kansas
Coleman Hawkins, Kansas State
Keshon Gilbert, Iowa State
Tamin Lipsey, Iowa State

All-Big 12 Honorable Mention (listed alphabetically by school)
Arizona: Tobe Awaka, Henri Veesaar; Baylor: Robert Wright; BYU: Egor Demin; ***UCF: Darius Johnson***; Cincinnati: Jizzle James; Colorado: Julian Hammond III; Houston: Emanuel Sharp; Kansas: Dajuan Harris Jr.; Kansas State: David N'Guessan; Oklahoma State: Bryce Thompson; TCU: Noah Reynolds, Ernest Udeh Jr.; Utah: Gabe Madsen

Big 12 All-Defensive Team
Jayden Quaintance, Arizona State
J'Wan Roberts, Houston
Joseph Tugler, Houston
Tamin Lipsey, Iowa State
Sencire Harris, West Virginia

Big 12 All-Newcomer Team
Norchad Omier, Baylor
Keyshawn Hall, UCF
Joshua Jefferson, Iowa State
Zeke Mayo, Kansas
JT Toppin, Texas Tech

Big 12 All-Freshman Team
Jayden Quaintance, Arizona State
VJ Edgecombe, Baylor
Robert Wright, Baylor
Egor Demin, BYU
Christian Anderson, Texas Tech

* denotes unanimous selection

Big 12 Conference 2024-25 Notes

- Houston reached the NCAA National Championship Game for the first time since 1984. The Cougars are the fourth Big 12 team to reach the title game in the post six tournaments.
- The Big 12 went 14-7 in the 2025 NCAA Tournament, marking the best winning percentage (66.7%) of any conference.
- For the eighth time in nine NCAA tournaments, the Big 12 had at least one team in a Regional Field and had multiple teams in the Sweet 16 for the sixth consecutive year, the nation's longest streak.
- Six Conference teams advanced to the Round of 32 for the third time in five years and the fourth time overall (2009, 2021, 2022, 2025), matching the Big 12 record. During that timespan, the Big 12 is a combined 28-7 in the First Round.• No. 2 seed Cincinnati, No. 4 seed UCF and K-State were chosen for the NIT, giving the Big 12 a nation-high total of 11 postseason teams, which is also a record for the Conference. With these three appearances, the Big 12 has 74 in its history with a record of 102-72 (.586).
- Seven Big 12 teams were selected to the NCAA Men's Basketball Championship. It marks the 11th consecutive tournament that the Big 12 has sent at least six to the Big Dance.
- All four Big 12 teams that reached the Sweet 16 finished with a top-four seed in the Phillips 66 Big 12 Championship and advanced to the semifinals of the event. It marks the first time all four semifinalists would go on to reach the Sweet 16.
- Six more teams were selected to the College Basketball Crown or the NIT, giving the Big 12 a total of 13 postseason teams.
- During non-conference play, the Big 12 posted a 59-18 (.766) record against teams who made the field of 68.
- Houston won the Big 12's automatic bid by virtue of its first Phillips 66 Big 12 Championship title, and representing the program's first postseason conference championship since 2022. Emanuel Sharp of Houston was the Most Outstanding Player.
- In its first season as a Big 12 member, Houston captured the Big 12 regular season title and earned the top seed in the Championship. Kelvin Sampson is the first head coach to guide a program to regular season titles at two different Big 12 schools. He claimed a share of the 2004-05 championship while at Oklahoma.
- Houston won the Big 12 regular season title outright. The Cougars are the first team in a century to join an existing major conference and win a regular season men's basketball title in its first two years in the league.
- Houston was the first major conference team in history to win 22 games in the conference regular season and conference championship combined. Duke matched the number a few hours after Houston in the ACC title game.
- All 16 Big 12 teams had an AP Top 25 win this season. The Big 12 was the only Conference with every member posting a Top 25 win.
- Five Big 12 teams were ranked in the final AP Top 25 Poll. No. 2 Houston, No. 8 Texas Tech, No. 13 BYU, No. 15 Arizona and No. 17 Iowa State comprise the Conference's ranked teams.
- Six Big 12 teams ranked in the top 25 of the NET rankings at the time of selections, including 3. Houston, 7. Texas Tech, 9. Iowa State, 12. Arizona, No. 20 Kansas and 25. BYU. Every Conference school is rated in the top 100 of the rankings and had a top-50 Strength of Schedule.
- Houston was awarded a No. 1 seed, marking the fifth consecutive year and the 17th season out of 28 the Big 12 has had a team on the top seed line.
- Texas Tech reached the second weekend for the fourth time in the past seven tournaments and the seventh time in program history. The Red Raiders made their third Elite 8 appearance, all coming since 2018.
- Arizona has reached the Sweet 16 for the second consecutive year and third time in four seasons under Tommy Lloyd.
- BYU made its third appearance in the NCAA Sweet 16 and first since 2011.
- Baylor made its 10th appearance in the last 11 tournaments.
- Iowa State has heard their name called on Selection Sunday in 11 of the 13 previous occurrences.
- Kansas extended its on-court record streak with its 35th consecutive NCAA Tournament appearance.
- Texas Tech's JT Toppin was named Big 12 Player and Newcomer of the Year to highlight the 2024-25 Phillips 66 All-Big 12 men's basketball awards, voted on by the league's head coaches.
- UH's Joseph Tugler (defensive player), LJ Cryer (Scholar-Athlete) and Kelvin Sampson (coach) earned league superlatives. BU's VJ Edgecombe (freshman), BYU's Richie Saunders (most improved) and ISU's Curtis Jones (sixth man) completed the Conference's superlatives.
- Five Big 12 players were named All-Americans by the Associated Press; JT Toppin (TTU, 2nd team), LJ Cryer (UH, 3rd team), Hunter Dickinson (KU, 3rd Team), Curtis Jones (ISU, Honorable Mention) and Javon Small (WVU, Honorable Mention). Iowa State's Tamin Lipsey was named an Academic AllAmerican by College Sports Communicators.
- Utah named Dallas Mavericks assistant coach Alex Jensen as head coach, after helping Dallas to the 2024 NBA Finals.
- West Virginia tabbed North Texas head coach Ross Hodge to the same position, after averaging 23.0 wins in two seasons in Denton.

Big 12 Conference 2024-25 Ranking Summary

Week	Arizona	Arizona St.	Baylor	BYU	UCF	Cincinnati	Colorado	Houston	Iowa St.	Kansas	K-State	Oklahoma St.	TCU	Texas Tech	West Virginia	Utah
Preseason	10/9	RV/-	8/8	RV/RV	-	20/20	-	4/4	5/6	1/1	RV/RV	-	-	RV/RV	-	-
Week 2	9/8	RV/-	12/14	RV/RV	RV/RV	17/17	-	8/10	7/7	1/1	RV/RV	-	-	RV/RV	-	-
Week 3	17/17	RV/-	13/15	RV/RV	RV/RV	18/16	-	7/7	5/5	1/1	RV/-	-	-	RV/22	-	-
Week 4	24/23	RV/-	17/18	RV/RV	-	16/14	-	6/7	5/5	1/1	-	-	-	RV/RV	-	-
Week 5	-/RV	RV/RV	15/16	RV/RV	-	14/14	-	17/18	6/5	1/1	-	-	-	RV/RV	RV/RV	
Week 6	-	RV/RV	RV/25	-	-	22/23	-	15/13	3/3	10/10	-	-	-	-/RV	RV/RV	-
Week 7	-	RV/-	RV/RV	-	-	19/20	-	15/12	3/3	8/8	-	RV/-	-	-/RV	RV/RV	-
Week 8	-	RV/-	25/23	-	-	17/17	-	15/12	3/3	7/7	-	-	-	RV/RV	RV/RV	-
Week 9	-	RV/-	25/21	-	-	16/17	-	14/14	3/3	7/7	-	-	-	RV/RV	RV/RV	-
Week 10	RV/RV	-	RV/RV	-	-	RV/RV	-	12/11	3/3	11/12	-	-	-	RV/RV	21/23	-
Week 11	RV/RV	-	25/24	-	-	RV/RV	-	10/8	2/2	9/10	-	-	-	RV/RV	RV/25	-
Week 12	RV/RV	-	RV/RV	-	-	RV/-	-	7/5	3/4	12/11	-	-	-	RV/25	23/23	-
Week 13	RV/RV	-	RV/RV	-	-	-	-	6/5	3/3	11/11	-	-	-	22/19	RV/RV	-
Week 14	20/20	-	RV/RV	-	-	-	-	5/5	8/8	16/17	-	-	-	13/12	-/RV	-
Week 15	13/13	-	-/RV	-	-	-	-	6/6	10/10	17/20	-	-	-	12/12	-	-
Week 16	19/18	-	-	-	-	-	-	5/5	8/8	23/25	-	-	-	9/10	-	-
Week 17	22/21	-	-	-	-	-	-	4/4	9/9	RV/-	-	-	-	10/10	-	-
Week 18	24/23	-	-	-	-	-	-	3/3	10/10	RV/-	-	-	-	9/9	-	-
Week 19	RV/24	-	-	-	-	-	-	2/2	12/12	RV/RV	-	-	-	9/9	-	-
Week 20	21/20	-	-/RV	-	-	-	-	2/2	15/14	RV/RV	-	-	-	9/9	-	-

Rankings are listed as AP/USA Today; Final AP and Coaches polls were released on Apr. 9

HISTORY AND RECORDS

2025-26 UCF MEN'S BASKETBALL

Annual Results

YEAR	HEAD COACH	OVERALL	CONFERENCE	RECORD	FINISH	POSTSEASON
Club Level						
1969-70	Torchy Clark	11-3	-	-		
NCAA Division II						
1970-71	Torchy Clark	17-9	-	-		
1971-72	Torchy Clark	20-6	-	-		
1972-73	Torchy Clark	19-7	-	-		
1973-74	Torchy Clark	16-8	-	-		
1974-75	Torchy Clark	14-10	-	-		
1975-76	Torchy Clark	20-5	Sunshine State	10-0	1st	1976 NCAA Southeast Regional
1976-77	Torchy Clark	24-2	Sunshine State	8-2	1st	1977 NCAA Southeast Regional
1977-78	Torchy Clark	26-4	Sunshine State	10-0	1st	1978 NCAA Final Four
1978-79	Torchy Clark	19-7	Sunshine State	7-3	2nd	
1979-80	Torchy Clark	25-4	Sunshine State	8-2	2nd	1980 NCAA South Regional
1980-81	Torchy Clark	23-5	Sunshine State	9-1	1st	1981 NCAA South Regional
1981-82	Torchy Clark	21-8	Sunshine State	9-3	1st	1982 NCAA South/Central Regional
1982-83	Torchy Clark	19-9	Sunshine State	10-2	2nd	
1983-84	Chuck Machock	15-13	Sunshine State	9-3	1st	
NCAA Division I						
1984-85	Chuck Machock	10-18	-	-		
1985-86	Phil Carter	6-22	-	-		
1986-87	Phil Carter	12-15	-	-		
1987-88	Phil Carter	9-19	-	-		
1988-89	Phil Carter	7-20	-	-		
1989-90	Joe Dean	7-21	-	-		
1990-91	Joe Dean	10-17	American South	3-9	6th	
1991-92	Joe Dean	10-18	Sun Belt	3-13	10th	
1992-93	Joe Dean	10-17	-	-		
1993-94	Kirk Speraw	21-9	Atlantic Sun	11-5	2nd	1994 NCAA Tournament First Round
1994-95	Kirk Speraw	11-16	Atlantic Sun	7-9	5th	
1995-96	Kirk Speraw	11-19	Atlantic Sun	6-10	3rd (East)	1996 NCAA Tournament First Round
1996-97	Kirk Speraw	7-19	Atlantic Sun	4-12	6th (East)	
1997-98	Kirk Speraw	17-11	Atlantic Sun	11-5	3rd (East)	
1998-99	Kirk Speraw	19-10	Atlantic Sun	13-3	2nd	
1999-00	Kirk Speraw	14-18	Atlantic Sun	10-8	2nd	
2000-01	Kirk Speraw	8-23	Atlantic Sun	3-15	10th	
2001-02	Kirk Speraw	17-12	Atlantic Sun	12-8	4th	
2002-03	Kirk Speraw	21-11	Atlantic Sun	11-5	3rd (South)	
2003-04	Kirk Speraw	25-6	Atlantic Sun	17-3	2nd	2004 NCAA Tournament First Round
2004-05	Kirk Speraw	24-9	Atlantic Sun	13-7	1st	2005 NCAA Tournament First Round
2005-06	Kirk Speraw	14-15	Conference USA	7-7	5th	
2006-07	Kirk Speraw	22-9	Conference USA	11-5	2nd	
2007-08	Kirk Speraw	16-15	Conference USA	9-7	4th	
2008-09*	Kirk Speraw	0-14	Conference USA	0-9	---	
2009-10*	Kirk Speraw	0-17	Conference USA	0-10	---	
2010-11*	Donnie Jones	0-12	Conference USA	0-10	---	
2011-12	Donnie Jones	22-11	Conference USA	10-6	3rd	2012 NIT First Round
2012-13	Donnie Jones	20-11	Conference USA	9-7	4th	
2013-14	Donnie Jones	13-18	The American	4-14	9th	
2014-15	Donnie Jones	12-18	The American	5-13	9th	
2015-16	Donnie Jones	12-18	The American	6-12	8th	
2016-17	Johnny Dawkins	24-12	The American	11-7	4th	2017 NIT Semifinals
2017-18	Johnny Dawkins	19-13	The American	9-9	6th	
2018-19	Johnny Dawkins	24-9	The American	13-5	T-3rd	2019 NCAA Tournament Second Round
2019-20	Johnny Dawkins	16-14	The American	7-11	T-8th	
2020-21	Johnny Dawkins	11-12	The American	8-10	6th	
2021-22	Johnny Dawkins	18-12	The American	9-9	6th	
2022-23	Johnny Dawkins	19-15	The American	8-10	7th	2023 NIT Second Round
2023-24	Johnny Dawkins	17-16	Big 12	7-11	T-11th	2024 NIT First Round
2024-25	Johnny Dawkins	20-17	Big 12	7-13	T-11th	2025 College Basketball Crown Final
TOTALS*	**56 SEASONS**	**864-708**		**344-313**		

** 2008-09 (17-14, 7-9 C-USA), 2009-10 (15-17, 6-10 C-USA), 2010-11 (21-12, 6-10 C-USA, CBI Semifinals) victories vacated due to NCAA sanctions*

Annual Results

Year	Team	G	FG-FGA	Pct	3FG-A	Pct	FT-FTA	Pct	Reb	Avg	PF	A	TO	Blk	Stl	Pts	Avg
2024-25	UCF	37	991-2326	.426	328-971	.338	641-827	.775	1366	36.9	638	516	452	163	281	2951	79.8
(20-17)	Opp	37	1069-2379	.449	292-889	.328	544-740	.735	1440	38.9	695	570	482	133	268	2974	80.4
2023-24	UCF	33	817-1945	.420	225-698	.322	507-723	.701	1243	37.7	601	375	413	165	287	2366	71.7
(17-16)	Opp	33	741-1800	.412	242-712	.340	518-711	.729	1140	34.5	597	427	469	113	224	2242	67.9
2022-23	UCF	34	848-1980	.428	295-835	.353	441-572	.771	1190	35.0	566	469	452	129	261	2432	71.5
(19-15)	Opp	34	779-1855	.420	221-720	.307	449-620	.724	1130	33.2	554	416	504	97	229	2228	65.5
2021-22	UCF	30	740-1748	.423	264-754	.350	351-499	.703	1057	35.2	471	435	391	111	210	2095	69.8
(18-12)	Opp	30	724-1713	.423	221-708	.312	376-510	.737	1068	35.6	488	398	424	99	214	2045	68.2
2020-21	UCF	23	542-1262	.429	180-507	.355	282-387	.729	765	33.3	389	285	340	79	157	1546	67.2
(11-12)	Opp	23	564-1311	.430	165-504	.327	304-440	.691	801	34.8	378	321	307	61	159	1597	69.4
2019-20	UCF	30	739-1713	.431	213-659	.323	376-529	.711	1039	34.6	498	404	414	87	195	2067	68.9
(16-14)	Opp	30	727-1731	.420	202-637	.317	381-509	.749	1068	35.6	537	422	429	77	205	2037	67.9
2018-19	UCF	33	819-1763	.465	229-628	.365	518-798	.649	1215	36.8	554	439	392	150	189	2385	72.3
(24-9)	Opp	33	764-1938	.394	233-744	.313	367-565	.650	1142	34.6	699	409	400	92	190	2128	64.5
2017-18	UCF	32	690-1627	.424	177-538	.329	450-702	.641	1108	34.6	488	339	431	111	169	2007	62.7
(19-13)	Opp	32	718-1790	.401	201-608	.331	338-469	.721	1085	33.9	625	401	394	122	201	1975	61.7
2016-17	UCF	36	825-1898	.435	263-748	.352	501-758	.661	1468	40.8	548	400	525	145	144	2414	67.1
(24-12)	Opp	36	793-2175	.365	273-873	.313	343-485	.707	1173	32.6	708	483	351	103	231	2202	61.2
2015-16	UCF	30	715-1664	.430	207-651	.318	425-619	.687	1165	38.8	468	379	440	141	137	2062	68.7
(12-18)	Opp	30	799-1925	.415	217-671	.323	332-483	.687	1089	36.3	554	440	278	92	224	2147	71.6
2014-15	UCF	30	704-1621	.434	202-577	.350	371-577	.643	997	33.2	470	369	390	128	155	1981	66.0
(12-18)	Opp	30	825-1809	.456	195-552	.353	306-494	.619	1102	36.7	513	453	312	119	202	2153	71.8
2013-14	UCF	31	803-1831	.439	215-642	.335	432-704	.614	1184	38.2	556	389	424	137	213	2253	72.7
(13-18)	Opp	31	835-1818	.459	191-548	.349	420-644	.652	1085	35.0	606	455	369	150	236	2281	73.6
2012-13	UCF	31	768-1695	.453	220-616	.357	438-680	.644	1134	36.6	436	431	427	141	233	2194	70.8
(20-11)	Opp	31	785-1840	.427	190-605	.314	319-467	.683	1061	34.2	571	442	394	93	238	2079	67.1
2012-13	UCF	31	768-1695	.453	220-616	.357	438-680	.644	1134	36.6	436	431	427	141	233	2194	70.8
(20-11)	Opp	31	785-1840	.427	190-605	.314	319-467	.683	1061	34.2	571	442	394	93	238	2079	67.1
2011-12	UCF	33	768-1777	.432	178-382	.301	178-592	.301	1197	36.3	552	375	417	142	208	2166	65.6
(22-11)	Opp	33	764-1814	.421	190-608	.313	378-573	.660	1105	33.5	651	432	410	106	187	2096	63.5
2010-11*	UCF	33	767-1690	.454	195-582	.335	542-785	.690	1153	34.9	575	405	454	190	200	2271	68.8
(0-12)	Opp	33	751-1832	.410	190-538	.353	388-592	.655	1079	32.7	664	405	427	105	227	2080	63.0
2009-10*	UCF	32	758-1716	.442	178-526	.338	439-644	.682	1052	32.9	599	474	457	95	248	2133	66.7
(0-17)	Opp	32	750-1708	.439	212-607	.349	472-694	.680	1088	34.0	594	415	457	114	234	2184	68.2
2008-09*	UCF	31	784-1756	.446	222-637	.349	432-578	.747	1072	34.6	612	478	445	88	213	2222	71.7
(0-14)	Opp	31	727-1678	.433	220-640	.344	492-715	.688	1013	32.7	579	401	439	92	232	2166	69.9
2007-08	UCF	31	788-1746	.451	231-636	.363	462-650	.711	1083	34.9	621	469	433	109	237	2269	73.2
(16-15)	Opp	31	709-1703	.416	223-664	.336	498-718	.694	1052	33.9	579	384	464	118	183	2139	69.0
2006-07	UCF	31	762-1621	.470	239-606	.394	495-684	.724	1078	34.8	607	467	483	108	237	2258	72.8
(22-9)	Opp	31	679-1662	.409	213-642	.332	449-634	.708	975	31.5	604	392	463	89	225	2020	65.2
2005-06	UCF	29	655-1509	.434	206-565	.365	320-498	.643	999	34.4	554	420	455	108	186	1836	63.3
(14-15)	Opp	29	625-1511	.414	160-487	.329	429-622	.690	939	32.4	485	363	380	75	225	1839	63.4
2004-05	UCF	33	784-1702	.461	283-759	.373	453-651	.696	1174	35.6	622	512	496	143	222	2304	69.8
(24-9)	Opp	33	744-1751	.425	196-571	.343	468-696	.672	991	30.0	603	369	397	89	260	2152	65.2
2003-04	UCF	31	792-1732	.457	232-658	.353	365-510	.716	1129	36.4	574	520	473	141	279	2181	70.4
(25-6)	Opp	31	655-1648	.397	194-594	.327	412-608	.678	989	31.9	541	359	489	75	244	1916	61.8
2002-03	UCF	32	806-1790	.450	203-577	.352	477-653	.730	1166	36.4	604	448	501	101	259	2292	71.6
(21-11)	Opp	32	730-1725	.423	191-576	.332	453-654	.693	993	31.0	585	409	498	90	245	2104	65.8
2001-02	UCF	29	817-1739	.470	200-492	.407	415-587	.707	1068	36.8	554	429	443	105	248	2249	77.6
(17-12)	Opp	29	705-1718	.410	214-632	.339	446-646	.690	1062	36.6	527	423	456	76	182	2070	71.4
2000-01	UCF	31	795-1846	.431	194-608	.319	398-581	.685	1096	35.4	583	420	469	109	240	2182	70.4
(8-23)	Opp	31	809-1791	.452	219-644	.340	465-658	.707	1130	36.5	548	478	478	120	221	2302	74.3
1999-00	UCF	32	837-1854	.451	233-586	.398	386-608	.635	1132	35.4	590	473	486	119	233	2293	71.7
(14-18)	Opp	32	814-1902	.438	206-597	.345	486-687	.707	1184	37.0	549	463	467	107	235	2320	72.5
1998-99	UCF	29	762-1640	.465	184-510	.361	399-564	.707	1073	37.0	529	419	501	100	204	2107	72.7
(19-10)	Opp	29	707-1720	.411	164-552	.297	431-629	.685	988	34.1	507	385	427	76	237	2009	69.3
1997-98	UCF	28	788-1675	.470	137-391	.350	417-630	.662	1071	38.3	591	429	469	116	258	2130	76.1
(17-11)	Opp	28	700-1632	.429	159-483	.329	439-690	.636	982	35.1	540	365	481	73	247	1998	71.4

Annual Results

Year	Team	G	FG-FGA	Pct	3FG-A	Pct	FT-FTA	Pct	Reb	Avg	PF	A	TO	Blk	Stl	Pts	Avg
1996-97	UCF	26	632-1558	.406	178-536	.332	348-521	.668	954	36.7	557	310	465	72	162	1790	68.8
(7-19)	Opp	26	682-1523	.448	166-445	.373	459-675	.680	991	38.1	497	344	427	67	224	1989	76.5
1995-96	UCF	30	797-1757	.454	201-561	.358	448-629	.712	1110	37.0	653	445	553	103	175	2243	74.8
(11-19)	Opp	30	815-1895	.430	215-591	.364	550-803	.685	1150	38.3	578	438	421	97	303	2395	79.8
1994-95	UCF	27	774-1710	.453	142-405	.351	347-529	.656	1076	39.9	569	420	464	99	184	2037	75.4
(11-16)	Opp	27	736-1703	.432	182-491	.371	450-684	.658	1047	38.8	503	392	401	79	231	2104	77.9
1993-94	UCF	30	883-1888	.468	141-413	.341	511-752	.680	1210	40.3	609	469	445	113	214	2418	80.6
(21-9)	Opp	30	837-1889	.443	192-520	.369	452-699	.647	1090	36.3	631	454	457	96	229	2318	77.3
1992-93	UCF	27	742-1557	.477	142-394	.360	445-659	.675	940	34.8	460	399	428	59	170	2071	76.7
(10-17)	Opp	27	788-1672	.471	185-495	.374	390-565	.690	971	36.0	519	406	402	78	240	2151	79.7
1991-92	UCF	28	776-1713	.453	158-429	.368	398-621	.641	1032	36.9	494	444	483	91	193	2108	75.3
(10-18)	Opp	28	861-1813	.475	153-375	.408	381-568	.671	1078	38.5	544	445	432	81	256	2256	80.6
1990-91	UCF	27	734-1628	.451	175-478	.366	412-617	.668	1026	38.0	524	408	482	67	210	2055	76.1
(10-17)	Opp	27	785-1689	.465	150-420	.357	418-639	.654	1017	37.7	539	393	417	74	250	2138	79.2
1989-90	UCF	28	690-1690	.408	164-450	.364	379-574	.660	1126	40.2	507	428	480	73	147	1923	68.7
(7-21)	Opp	28	815-1787	.456	195-473	.412	362-555	.652	1078	38.5	509	453	357	85	238	2187	78.1
1988-89	UCF	27	801-1633	.491	71-189	.376	325-507	.641	967	35.8	517	414	446	75	143	1998	74.0
(7-20)	Opp	27	847-1711	.495	165-381	.433	418-602	.694	936	34.7	482	396	438	70	239	2277	84.3
1987-88	UCF	28	825-1741	.474	86-236	.364	421-617	.683	1000	35.7	591	394	509	59	219	2159	77.1
(9-19)	Opp	28	892-1755	.508	136-303	.419	485-701	.692	1049	37.5	571	410	445	70	269	2405	85.9
1986-87	UCF	27	723-1563	.463	113-309	.366	362-535	.677	942	34.9	452	360	456	106	180	1921	71.2
(12-15)	Opp	27	818-1731	.473	80-233	.343	291-413	.705	969	35.9	507	381	394	73	219	2008	74.4
1985-86	UCF	28	710-1537	.462			424-603	.703	830	29.3	527	328	499	47	211	1844	65.9
(6-22)	Opp	28	861-1638	.526			405-581	.697	945	33.8	543	466	435	92	225	2126	75.9
1984-85	UCF	28	664-1468	.453			396-590	.671	898	32.1	507	249	474	74	191	1724	61.6
(10-18)	Opp	28	768-1620	.474			419-575	.729	976	34.9	519	428	399	78	193	1955	69.8
1983-84	UCF	28	740-1534	.482			344-534	.644	1054	37.6	534	276	458	105	235	1824	65.1
(15-13)	Opp	28	651-1450	.449			387-576	.672	918	32.8	525	324	474	54	218	1689	60.3
1982-83	UCF	28	845-1620	.528			431-617	.703	1031	37.2	467	289	366	97	224	2120	75.8
(19-9)	Opp	28	813-1697	.479			308-428	.719	934	32.9	554	260	465	92	180	1934	69.1
1981-82	UCF	29	959-1848	.519			415-619	.670	1196	41.2	552	390	497	113	349	2333	80.4
(21-8)	Opp	29	801-1757	.456			365-558	.654	1046	36.1	549	336	570	52	211	1967	67.8
1980-81	UCF	28	880-1756	.501			470-676	.695	1217	43.5	526	325	460	79	268	2230	79.6
(23-5)	Opp	28	741-1651	.449			377-557	.677	955	34.1	574	311	486	49	206	1859	66.4
1979-80	UCF	29	1095-2075	.528			470-635	.740	1277	44.0	566	435	495	110	366	2660	91.7
(25-4)	Opp	29	860-1875	.459			364-525	.693	1044	36.0	560	331	578	66	213	2090	72.0
1978-79	UCF	26	975-2022	.482			500-663	.754	1208	46.5	525	403	429	104	256	2450	94.2
(19-7)	Opp	26	920-1847	.498			382-554	.702	1091	41.9	569	425	515	67	182	2222	85.5
1977-78	UCF	30	998-1983	.503			508-717	.709	1291	43.0	563	399	538	113	380	2504	83.5
(26-4)	Opp	30	872-2023	.431			344-512	.672	1222	40.7	656	345	549	64	221	2088	69.6
1976-77	UCF	28	1048-1982	.528			422-584	.722	1158	41.3		372	462		291	2518	89.9
(24-4)	Opp	28	894-1971	.453			305-440	.693	957	34.1		367	510		213	2097	74.8
1975-76	UCF	25	975-1922	.507			424-557	.761	1069	42.8		317	402		212	2370	94.8
(20-5)	Opp	25	805-1794	.449			349-523	.667	866	34.6		275	395		122	1959	78.4
1974-75	UCF	24	773-1567	.493			345-470	.734	840	35.0		213	474		251	1891	79.0
(14-10)	Opp	24	767-1654	.462			253-381	.664	795	33.1						1787	74.5
1973-74	UCF	24	874-1807	.484			278-396	.702	954	39.8		300	414		258	2026	84.4
(16-8)	Opp	24														1764	73.5
1972-73	UCF	26	911-2050	.444			286-422	.677	1011	38.9		392	453		296	2108	81.1
(19-7)	Opp	26	836-1900	.444			310-440	.705								1982	76.2
1971-72	UCF	26	912-1819	.503			443-675	.666	1223	47.0		493	479		345	2269	87.3
(20-6)	Opp	26														2070	79.6
1970-71	UCF	26	987-2008	.493			499-734	.680	1039	40.0		328	403			2473	95.1
(17-9)	Opp	26														2053	79.0
1969-70		Statistics Not Available															
(11-3)																	

** 2008-09 (17-14, 7-9 C-USA), 2009-10 (15-17, 6-10 C-USA), 2010-11 (21-12, 6-10 C-USA, CBI Semifinals) victories vacated due to NCAA sanctions*

Annual Leaders

ANNUAL SCORING AVERAGE LEADERS

1969-70	Mike Clark	24.4
1970-71	Mike Clark	27.6
1971-72	Mike Clark	23.3
1972-73	Arnett Hall	20.2
1973-74	Arnett Hall	20.7
1974-75	Bennie Shaw	25.4
1975-76	Bennie Shaw	25.4
1976-77	Bo Clark	28.8
1977-78	Jerry Prather	21.0
1978-79	Bo Clark	31.6
1979-80	Bo Clark	26.8
1980-81	Roland Ebron	15.2
1981-82	Willie Edison	17.7
1982-83	Dan Faison	16.7
1983-84	Dan Faison	15.1
1984-85	Stan Kimbrough	18.1
1985-86	Pat Crocklin	11.7
1986-87	Pat Crocklin	13.3
1987-88	Ben Morton	15.6
1988-89	Ken Leeks	14.7
1989-90	Ken Leeks	15.0
1990-91	Ken Leeks	17.5
1991-92	Ken Leeks	18.5
1992-93	Darryl Davis	18.1
1993-94	Ochiel Swaby	18.3
1994-95	Ochiel Swaby	19.0
1995-96	Harry Kennedy	17.2
1996-97	Harry Kennedy	17.5
1997-98	Mark Jones	20.8
1998-99	Brad Traina	16.7
1999-00	D'Quarius Stewart	16.1
2000-01	Paul Reed	14.0
2001-02	Paul Reed	13.8
2002-03	Ray Abellard	16.3
2003-04	Dexter Lyons	18.3
2004-05	Gary Johnson	13.6
2005-06	Josh Peppers	13.7
2006-07	Josh Peppers	14.3
2007-08	Jermaine Taylor	20.8
2008-09	Jermaine Taylor	26.2
2009-10	Isaac Sosa	10.3
2010-11	Marcus Jordan	15.2
2011-12	Keith Clanton	14.5
2012-13	Isaiah Sykes	16.0
2013-14	Isaiah Sykes	17.2
2014-15	B.J. Taylor	12.8
2015-16	A.J. Davis	12.0
2016-17	B.J. Taylor	17.4
2017-18	B.J. Taylor	15.9
2018-19	B.J. Taylor	15.9
2019-20	Collin Smith	12.6
2020-21	Darius Perry	14.7
2021-22	Darin Green Jr.	13.3
2022-23	Taylor Hendricks	15.1
2023-24	Jaylin Sellers	15.9
2024-25	Keyshawn Hall	18.8

ANNUAL FIELD GOAL PERCENTAGE LEADERS

1969-70	---	---
1970-71	Mike Lalone	.586
1971-72	Mike Clark	.568
1972-73	Willy Belotte	.496
1973-74	Willy Belotte	.556
1974-75	Jerry Prather	.557
1975-76	Jerry Prather	.580
1976-77	Jerry Prather	.590
1977-78	Jerry Prather	.587
1978-79	Wil Nix	.537
1979-80	Gerald Jones	.597
1980-81	Roland Ebron	.537
1981-82	Willie Edison	.668
1982-83	Larry Gowins	.618
1983-84	Larry Gowins	.556
1984-85	Stan Kimbrough	.496
1985-86	Tony Marini	.552
1986-87	Pat Crocklin	.560
1987-88	Ben Morton	.578
1988-89	Ken Leeks	.597
1989-90	Ken Leeks	.505
1990-91	Ken Leeks	.569
1991-92	Ken Leeks	.583
1992-93	Victor Saxton	.571
1993-94	Victor Saxton	.504
1994-95	Ted Portee	.549
1995-96	Howard Porter	.582
1996-97	Scott White	.522
1997-98	Davin Granberry	.672
1998-99	Beronti Simms	.526
1999-00	Roy Leath	.567
2000-01	Mario Lovett	.515
2001-02	Joey Graham	.510
2002-03	Ed Dotson	.494
2003-04	Roberto Morentin	.553
2004-05	Anthony Williams	.542
2005-06	Justin Rose	.472
2006-07	Dave Noel	.500
2007-08	Stanley Billings	.530
2008-09	Kenrick Zondervan	.572
2009-10	A.J. Tyler	.484
2010-11	Keith Clanton	.529
2011-12	Isaiah Sykes	.545
2012-13	Keith Clanton	.535
2013-14	Isaiah Sykes	.475
2014-15	Staphon Blair	.609
2015-16	Tacko Fall	.750
2016-17	Tacko Fall	.715
2017-18	Tacko Fall	.767
2018-19	Tacko Fall	.748
2019-20	Ceasar DeJesus	.504
2020-21	Isaiah Adams	.466
2021-22	Cheikh Mbacke Diong	.588
2022-23	Taylor Hendricks	.478
2023-24	Omar Payne	.567
2024-25	Moustapha Thiam	.498

ANNUAL 3-POINT PERCENTAGE LEADERS

1986-87	Chris Wallen	.395
1987-88	Marty Collier	.396
1988-89	Edsel Bester	.490
1989-90	Edsel Bester	.469
1990-91	Tommy Tormohlen	.424
1991-92	Sinua Phillips	.402
1992-93	Darryl Davis	.469
1993-94	Darryl Davis	.432
1994-95	Patrick Butts	.429
1995-96	Harry Kennedy	.398
1996-97	D'Quarius Stewart	.418
1997-98	Brad Traina	.398
1998-99	Jason Thornton	.430
1999-00	Jason Thornton	.495
2000-01	Stephen Graham	.448
2001-02	Ray Abellard	.462
2002-03	Ray Abellard	.406
2003-04	Rob Ross	.470
2004-05	Gary Johnson	.415
2005-06	Troy Lindbeck	.402
2006-07	Mike O'Donnell	.430
2007-08	Dave Noel	.455
2008-09	Isaac Sosa	.452
2009-10	Isaac Sosa	.427
2010-11	Isaac Sosa	.392
2011-12	Keith Clanton	.336
2012-13	Kasey Wilson	.500
2013-14	Matt Williams	.384
2014-15	Adonys Henriquez	.394
2015-16	Daiquan Walker	.371
2016-17	Nick Banyard	.471
2017-18	B.J. Taylor	.388
	Djordjije Mumin	.388
2018-19	Terrell Allen	.406
2019-20	Darin Green Jr.	.417
2020-21	Brandon Mahan	.438
2021-22	Darin Green Jr.	.385
2022-23	Taylor Hendricks	.394
2023-24	Darius Johnson	.394
2024-25	Darius Johnson	.396

*minimum 75% games played, 1.5 3pm/gm.

B.J. TAYLOR

TACKO FALL

NICK BANYARD

ANNUAL FREE THROW PERCENTAGE LEADERS

1969-70	Mike Clark	.867
1970-71	Mike Lalone	.847
1971-72	Mike Clark	.728
1972-73	Arnett Hall	.793
1973-74	Ed Smith	.677
1974-75	Bennie Shaw	.741
1975-76	Bo Clark	.851
1976-77	Bo Clark	.837
1977-78	Pete Krull	.819
1978-79	Cleveland Jackson	.875
1979-80	Gerald Jones	.820
1980-81	Jim Ferrell	.864
1981-82	Willie Edison	.775
1982-83	Ronnie Thornton	.690
1983-84	Greg Brown	.794
1984-85	Julian Butler	.811
1985-86	Sam Alexander	.742
1986-87	Stan Haithcock	.920
1987-88	Fred Crawford	.754
1988-89	Edsel Bester	.736
1989-90	Bob Blackwood	.861
1990-91	Anthony Haynes	.747
1991-92	Ray Carter	.683
1992-93	Victor Saxton	.776
1993-94	Ochiel Swaby	.809
1994-95	Patrick Butts	.744
1995-96	Eric Riggs	.863
1996-97	Harry Kennedy	.814
1997-98	D'Quarius Stewart	.790
1998-99	Beronti Simms	.867
1999-00	Jason Thornton	.864
2000-01	Jason Thornton	.889
2001-02	Stephen Graham	.804
2002-03	Ray Abellard	.839
2003-04	Roberto Morentin	.780
2004-05	Gary Johnson	.814
2005-06	Mike O'Donnell	.791
2006-07	Dave Noel	.854
2007-08	Mike O'Donnell	.803
2008-09	Jermaine Taylor	.812
2009-10	Taylor Young	.806
2010-11	Marcus Jordan	.775
2011-12	Marcus Jordan	.716
2012-13	Tristan Spurlock	.762
2013-14	Tristan Spurlock	.753
2014-15	Adonys Henriquez	.786
2015-16	Chance McSpadden	.824
2016-17	Matt Williams	.811
2017-18	Ceasar DeJesus	.742
2018-19	Aubrey Dawkins	.835
2019-20	Darin Green Jr.	.833
2020-21	Brandon Mahan	.906
2021-22	Brandon Mahan	.889
2022-23	C.J. Kelly	.813
2023-24	Jaylin Sellers	.829
2024-25	Jordan Ivy-Curry	.843

ANNUAL REBOUND AVERAGE LEADERS

1969-70	---	---
1970-71	Don Mathis	9.1
1971-72	Ed Fluitt	14.0
1972-73	Ed Smith	10.5
1973-74	Ed Smith	9.3
1974-75	Willy Belotte	8.9
1975-76	Jerry Prather	8.6
1976-77	Lee Riley	9.0
1977-78	Jerry Prather	8.2
1978-79	Wil Nix	9.9
1979-80	Ruben Cotton	11.0
1980-81	Dean Rossin	10.7
1981-82	Ronnie Thornton	8.0
1982-83	Larry Gowins	6.8
1983-84	Dan Faison	8.4
1984-85	Dan Faison	8.0
1985-86	Tony Marini	5.9
1986-87	John Friday	6.7
1987-88	Fred Crawford	8.6
1988-89	Ken Leeks	7.4
1989-90	Ken Leeks	9.0
1990-91	Ken Leeks	9.9
1991-92	Ken Leeks	8.7
1992-93	James Walker	7.8
1993-94	James Walker	7.5
1994-95	Howard Porter	6.9
1995-96	Howard Porter	7.0
1996-97	Mario Lovett	5.5
1997-98	Mark Jones	7.2
1998-99	Mario Lovett	6.3
1999-00	Paul Reed	6.5
2000-01	Paul Reed	7.4
2001-02	Paul Reed	8.9
2002-03	Ed Dotson	5.9
2003-04	Roberto Morentin	6.9
2004-05	Anthony Williams	5.6
2005-06	Justin Rose	5.7
2006-07	Lavell Payne	5.5
2007-08	Tony Davis	5.9
2008-09	Tony Davis	6.8
2009-10	Keith Clanton	6.8
2010-11	Keith Clanton	7.7
2011-12	Keith Clanton	8.1
2012-13	Keith Clanton	8.5
2013-14	Isaiah Sykes	7.2
2014-15	Staphon Blair	5.2
2015-16	A.J. Davis	6.0
2016-17	Tacko Fall	9.5
2017-18	A.J. Davis	7.6
2018-19	Tacko Fall	7.6
2019-20	Dazon Ingram	6.9
2020-21	Brandon Mahan	5.0
	C.J. Walker	5.0
2021-22	Cheikh Mbacke Diong	6.0
2022-23	Taylor Hendricks	7.0
2023-24	Ibrahima Diallo	5.6
2024-25	Keyshawn Hall	7.1

ANNUAL ASSIST AVERAGE LEADERS

1969-70	---	---
1970-71	Mike Clark	3.4
1971-72	Mike Clark	5.9
1972-73	Mike Clark	5.9
1973-74	Angelo Collins	3.1
1974-75	Bennie Shaw	2.4
1975-76	Bennie Shaw	3.5
1976-77	Calvin Lingelbach	4.9
1977-78	Cleveland Jackson	4.0
1978-79	Cleveland Jackson	5.6
1979-80	Gerald Jones	3.9
1980-81	Jim Beachum	3.3
1981-82	Eddie Rhodes	4.0
1982-83	Terrence Stanley	3.6
1983-84	Aundre Reid	3.4
1984-85	Stan Kimbrough	2.3
1985-86	Chris Wallen	2.0
1986-87	Bryant Woodford	3.1
1987-88	Bryant Woodford	2.8
1988-89	Bob Blackwood	3.1
1989-90	Anthony Haynes	4.9
1990-91	Sinua Phillips	4.9
1991-92	Sinua Phillips	6.5
1992-93	Sinua Phillips	4.7
1993-94	Sinua Phillips	3.1
1994-95	Patrick Butts	3.7
1995-96	Stacey Castle	5.0
1996-97	Cory Perry	3.2
1997-98	Cory Perry	5.1
1998-99	Cory Perry	5.3
1999-00	Cory Perry	4.3
2000-01	Al Miller	4.8
2001-02	Al Miller	3.2
2002-03	Marius Boyd	3.3
2003-04	Gary Johnson	4.2
2004-05	Kingsley Edwards	4.2
2005-06	Mike O'Donnell	4.0
2006-07	Mike O'Donnell	3.7
2007-08	Chip Cartwright	3.5
2008-09*	---	---
2009-10*	---	---
2010-11	Marcus Jordan	3.3
2011-12	A.J. Rompza	4.4
2012-13	Isaiah Sykes	4.5
2013-14	Isaiah Sykes	3.5
2014-15	Brandon Goodwin	2.9
2015-16	Daiquan Walker	3.8
2016-17	B.J. Taylor	3.5
2017-18	B.J. Taylor	3.2
2018-19	Terrell Allen	4.3
2019-20	Dazon Ingram	3.8
2020-21	Darius Perry	3.4
2021-22	Darius Perry	4.4
2022-23	Darius Johnson	3.1
2023-24	Darius Johnson	3.7
2024-25	Darius Johnson	4.3

** 2008-09 and 2009-10 assist leader (A.J. Rompza: 5.2, 2008-09; 4.6, 2009-10) statistics vacated due to NCAA sanctions*



BRANDON MAHAN

TAYLOR HENDRICKS

DARIUS PERRY

Coaching History

TORCHY CLARK
1969-1983
274-89



CHUCK MACHOCK
1983-85
24-81

PHIL CARTER
1985-89
37-73

JOE DEAN
1989-93
37-73

KIRK SPERAW
1993-2010
247-233*

DONNIE JONES
2010-2016
79-88*



JOHNNY DAWKINS
2016-present
168-120

** 2008-09 (17-14, 7-9 C-USA), 2009-10 (15-17, 6-10 C-USA), 2010-11 (21-12, 6-10 C-USA, CBI Semifinals) victories vacated due to NCAA sanctions*

Coaching History Quick View

Coach	Yrs.	Wins	Win %
Torchy Clark ^	14	274	.755
Kirk Speraw	17	247*	.515
Johnny Dawkins	**9**	**168**	**.583**
Donnie Jones	6	79*	.473
Joe Dean	4	37	.336
Phil Carter	4	37	.336
Chuck Machock ^	2	24	.222

** - 2008-09 (17-14, 7-9 C-USA), 2009-10 (15-17, 6-10 C-USA), 2010-11 (21-12, 6-10 C-USA, CBI Semifinals) victories vacated due to NCAA sanctions*
^ - Coached during DII era

All-Time Assistant Coaches

Russ Salerno	1972-74, 1980-81
Ray Ridenour	1974-80
Dave Shaw	1981-82
Ray Hernan	1983-84
Bob Huggins	1983-84
Paul Musser	1983-84
Jim Chellis	1984-85
Rick Duckett	1984-85
Sam Harris	1984-85
Brent Wellman	1986-87
Tab Baldwin	1986-88
Bret Campbell	1989-92
Tim Thomas	1989-92
Ben DeVary	1990-95
Anthony Haynes	1991-92
Dwight Evans	1992-94, 2002-08
Chris Mowry	1993-02
Jorge Fernandez	1995-02
Tony Seabury	1995-96
Don Burgess	1996-00
Craig Brown	2000-10
Tom Schuberth	2002-06 (associate)
Mike Jaskulski	2006-10 (associate)
Steve DeMeo	2008-09
Robert McCullum	2009-10
Shawn Finney	2010-16 (associate)
Darren Tillis	2010-16
Tim Thomas	2010-15
Brendan Suhr	2012-13
Christian Webster	2015-16
Jamill Jones	2016-17
Kevin Norris	2016-2024
Robbie Laing	2016-present
Vince Taylor	2017-2021
Mamdou N'Diaye	2021-2025
(associate for one season)	
Tyson Waterman	2023-present
Ben Witherspoon	2023-24
Adam Hood	2024-present
Dwayne Anderson II	2025-present

Year-By-Year Results

1969-70 (11-3)

Coach: Torchy Clark

N21	at Massey Tech	W	99-38
N22	Palm Beach	W	93-71
D3	Palm Beach Atlantic	W	78-58
D5	at McCoy AFB	W	104-66
D9	Jones	W	111-47
D12	Patrick AFB	W	71-60
N/A	McCoy AFB	W	99-65
J13	New College	W	98-35
J17	Patrick AFB	L	75-68
N/A	Daytona All-Stars	W	91-72
J31	at Palm Beach Atlantic	L	74-73
F14	Orlando Gators	W	94-79
F21	New College	W	117-64
F25	at Fort Lauderdale	L	89-85

(home games played at Winter Park High School)

1970-71 (17-9)

Coach: Torchy Clark

N17	Embry-Riddle	W	111-37
N20	at Fort Lauderdale	W	78-77
N21	at Homestead AFB	L	113-109
N27	North Carolina College	L	93-87
N28	Palm Beach Atlantic	L	83-80
D2	at Embry Riddle	W	101-75
D4	Patrick AFB	W	112-75
D5	SW Georgia	L	85-76
D11	at Florida Bible	W	116-71
D12	at Palm Beach Atlantic	W	78-65
D19	Greensboro College	W	82-78
D21	at Maritime College	W	103-83
D22	at South Jersey	W	96-80
D23	at N.Y. Cathedral College	L	87-85
J6	McDill AFB	W	102-73
J11	Florida Bible	W	99-71
J15	Patrick AFB	W	97-95
J16	Fort Lauderdale	W	63-61
J23	at Florida Tech	L	109-61
J25	SUNY New Paltz	W	96-88
J29	McCoy AFB	L	104-97
F5	Homestead AFB	W	123-87
F8	at SW Georgia	L	84-72
F13	at Florida Tech	W	101-75
F19	at McCoy AFB	L	111-93
F20	Palm Beach Atlantic	W	89-67

(home games played at Oviedo High School)

1971-72 (20-6)

Coach: Torchy Clark

N30	McDill AFB	W	112-45
D1	Embry-Riddle	W	118-79
D3	at Florida Bible	W	99-63
D4	Palm Beach Atlantic	W	87-63
D6	at Rollins	L	82-73
D11	Patrick AFB	W	107-63
D13	at Wisconsin	L	90-58
D17	Greensboro College	W	95-86
D18	Georgia College	W	77-68
J4	Illinois Benedictine	W	73-60
J7	at Florida Bible	W	123-62
J8	at Palm Beach Atlantic	W	110-75
J14	Florida Tech	W	125-66
J18	Bloomfield	W	83-61
J21	at North Georgia	L	87-86
J22	at Georgia College	L	73-69
J24	at Greensboro College	W	90-89
J26	Hawthorne	W	117-83
J28	at Florida Tech	W	68-60
F3	at St. Thomas	W	73-60
F5	at Chicago	W	59-57
F7	at Lake Forest	W	82-64
F8	at Wisconsin-Oshkosh	L	80-66
F18	at Atlanta Christian	W	96-55
F19	at Atlanta Baptist	W	95-76
F22	at USF	L	115-96

1972-73 (19-7)

Coach: Torchy Clark

N30	at Florida Bible	W	98-45
D1	at St. Thomas	L	99-75
D2	at Palm Beach Atlantic	W	85-74
D5	at Jacksonville	L	70-50
D11	USF!	L	100-88
D12	at St. Leo	W	66-55
D19	at Lake Forest	W	80-65
D21	at Elmhurst	W	84-80
D22	at Racine	W	58-51
J6	Renesselear Tech!	L	69-63 (3ot)
J10	at Memphis	L	124-75
J13	Palm Beach Atlantic!	W	106-56
J17	Fort Lauderdale!	W	64-63
J19	North Georgia@	W	95-80
J20	Bloomfield@	W	74-59
J24	New Hampshire!	W	97-87
J27	at Florida Tech	W	81-63
J31	at North Georgia	W	86-79
F1	at Piedmont	W	108-57
F3	Florida Bible!	W	94-72
F5	Rollins!	L	80-79 (ot)
F9	Georgia College#	W	92-89
F10	Florida Tech!	W	81-78
F13	St. Leo!	L	110-82
F15	West Florida!	W	56-54
N/A	UNC-Asheville!	W	88-84

! - Lake Highland Prep
@ - Oviedo High School
 # - Winter Park High School

1973-74 (16-8)

Coach: Torchy Clark

D3	at USF	L	96-76
D5	St. Leo	W	65-49
N/A	North Georgia	W	84-65
D8	Clearwater Christian	W	132-74
N/A	Florida Tech	W	94-64
D14	Transylvania	W	55-38
D15	at West Florida	L	85-82
D16	at Spring Hill	L	90-76
J2	vs. Charlotte!	L	93-71
J3	at Stetson!	L	86-68
J5	Aquinas	W	87-79
J8	Mass. Institute of Tech.	W	91-70
J12	St. Thomas	W	85-73
J16	New York Tech	W	80-67
N/A	Fort Lauderdale	W	99-63
J26	at Rollins	L	71-69 (ot)
F1	at Florida A&M	L	88-77
F5	Clearwater Christian	W	116-55
F9	Florida Tech	W	101-69
F12	at St. Leo	L	96-72
F16	West Florida	W	88-74
F20	Baruch	W	96-54
F21	Medgar Evers	W	85-79
F22	York College	W	77-66

! Stetson Invitational - DeLand, Fla.

1974-75 (14-10)

Coach: Torchy Clark

N29	at Georgia State	L	66-63
N30	USF@	W	75-74
D2	Edward Waters@	W	96-79
D3	at Florida Southern	L	90-80
D13	at St. Thomas	L	98-97
D30	Maine	L	60-57
J4	Ashland	W	63-58 (ot)
J6	Atlantic Christian	W	85-69
J14	vs. Valdosta State!	W	69-59
J15	vs. C.W. Post!	L	78-73
J18	Florida Tech	W	100-69
J22	Florida Memorial	W	97-60
J25	St. Leo	L	85-84
J28	Edward Waters	L	81-78
J31	West Florida	W	85-73
F1	Rollins	W	75-70
F5	at Florida A&M	L	85-82
F6	Georgia Southwestern	L	66-56
F11	St. Leo	W	63-42
F14	Florida Tech	W	103-76
F17	at USF	L	120-87
F20	at West Florida	W	98-87
F22	at Rollins	L	101-92
F25	St. Thomas@	W	47-45

@ - Winter Park High School
! Citrus Inviational - Lakeland, Fla.

1975-76 (20-5, 10-0 Sunshine State)

Coach: Torchy Clark

N29	USF	L	94-76
D4	St. Bernard	W	100-87
D6	Clearwater Christian	W	163-90
D10	at Memphis	L	76-57
D13	Georgia State	L	73-71
D16	Rio Grande	W	101-88
D18	Medgar Evers	W	131-70
J6	at West Florida	W	73-65
J9	Aquinas	W	101-84
J10	Dickinson	W	82-58
J14	Western New England	W	109-74
J21	Edward Waters	W	116-81
J24	St. Thomas	W	79-70
J27	St. Leo	W	80-56
J31	Florida Southern	W	92-76
F4	at Eckerd	W	95-69
F7	at Rollins	W	94-77
F11	Eckerd	W	113-85
F17	at St. Thomas	W	82-67
F21	at Florida Southern	W	72-68
F24	Rollins	W	95-78 (ot)
F26	at St. Leo	W	105-85
M11	vs. Valdosta State!	L	95-82
M12	vs. Rollins!	L	101-91

(home games played at Winter Park High School)
! NCAA Southeast Regional - Chattanooga, Tenn.

1976-77 (24-4, 8-2 Sunshine State)

Coach: Torchy Clark

N26	Flagler	W	89-62
N27	at Memphis	L	84-53
N29	at USF	W	66-57
D2	Tennessee Wesleyan	W	108-107 (ot)
D11	Illinois-Chicago	W	93-57
D16	Georgia State	W	91-76
D19	vs. Milton State!	W	79-61
D20	at Lawrence!	W	102-80
J4	Northwood	W	115-74
J5	Missouri Baptist	W	95-70
J10	Aquinas	W	98-81
J12	Eckerd	W	111-87
J15	Rollins	L	58-53
J17	at Flagler	W	129-79
J19	Upsala	W	102-77
J22	Florida Southern	W	77-69
J25	at Georgia State	W	74-68
J29	at St. Leo	W	79-72
J31	Florida Memorial	W	135-83
F5	at St. Thomas	W	80-71
F7	Eckerd	W	100-79
F12	Florida Southern	W	104-83
F16	at St. Thomas	W	61-52
F19	Florida Tech	W	123-96
F23	St. Leo	W	80-74 (3ot)
F26	at Rollins	L	71-64
M4	vs. Armstrong State@	W	91-82
M5	at Chattanooga@	L	88-79

! Lawrence Invitational - Appleton, Wis.
@ NCAA Southeast Regional - Chattanooga, Tenn.

Year-By-Year Results

1977-78 (26-4, 10-0 Sunshine State)

Coach: Torchy Clark

N30	Flagler	W	84-56
D8	Southern Benedictine	W	64-61
D12	at Lamar	L	65-62 (ot)
D13	at Rice	L	65-63
D17	Lawrence	W	100-77
D19	vs. Knoxville!	W	95-85
D20	at Columbus!	W	74-62
J5	Edward Waters	W	102-92
J7	UNC-Asheville	W	88-70
J11	Western New England	W	106-79
J14	Florida Memorial	W	106-79
J17	at St. Thomas	W	64-46
J21	at Rollins	W	81-71
J24	Florida Southern	W	78-75
J26	at USF	W	79-57
J28	at Eckerd	W	109-81
J31	St. Leo	W	68-53
F2	at Flagler	W	88-64
F4	St. Thomas	W	76-68
F8	Rollins	W	76-72
F11	at Florida Southern	W	97-90
F14	Eckerd	W	100-67
F18	at St. Leo	W	79-61
F21	vs. St. Leo@	W	89-60
F22	vs. Rollins@	W	103-66
M3	Augusta#	W	86-66
M4	Florida A&M#	W	85-78
M11	San Diego$	W	77-71
M17	vs. Cheyney State%	L	79-63
M18	vs. Eastern Illinois%	L	77-67

! Columbus Christmas Tournament - Columbus, Ga.
@ Sunshine State Tournament - Lakeland, Fla.
 # NCAA South Regional - Orlando, Fla.
$ NCAA Quarterfinals - Orlando, Fla.
% NCAA Div. II Championship - Springfield, Mo.

1978-79 (19-7, 7-3 Sunshine State)

Coach: Torchy Clark

N28	at Flagler	W	102-91
D9	Florida Memorial	W	112-84
D12	Malone	W	79-74
D15	at UTEP	L	92-64
D16	at New Mexico	L	124-92
D28	vs. VMI!	W	108-91
D29	vs. American!	L	85-83 (ot)
J2	Columbia	W	76-64
J4	Missouri Baptist	W	129-70
J6	Shippensburg State	W	97-67
J8	Blackburn	W	116-75
J10	Elmhurst	W	121-89
J17	Florida Tech	W	113-108
J20	at Florida Southern	W	80-69
J23	St. Thomas	W	95-83
J26	Flagler	W	118-77
J27	Eckerd	L	71-70
J30	at St. Leo	W	96-95 (ot)
F3	Rollins	W	73-72
F7	at St. Thomas	W	103-92
F12	Rollins	L	110-89
F15	Florida Southern	L	102-90
F17	St. Leo	W	89-85
F20	at Eckerd	W	84-82
F24	St. Leo@	W	85-70
F25	Rollins@	L	90-86

! Tangerine Bowl Tournament - Winter Park, Fla.
@ Sunshine State Tournament - Orlando, Fla.

1979-80 (24-4, 8-2 Sunshine State)

Coach: Torchy Clark

D1	at Furman	W	84-77
D4	Florida Memorial	W	116-70
D6	at Xavier (La.)	W	83-79
D10	Florida Tech	W	122-63
D11	Edward Waters	W	113-94
D15	Urbana	W	98-59
D29	Blackburn	W	107-72
J2	Xavier (La.)	W	109-79
J3	Central Connecticut State	W	77-69
J5	Aquinas	W	109-77
J8	Dickinson	W	86-70
J10	St. Michael's	W	90-64
J13	Western New England	W	114-87
J15	Webber	W	92-48
J19	St. Thomas	W	101-66
J21	at Florida Southern	L	96-90
J23	at Florida Tech	W	130-83
J26	Eckerd	W	68-55
J29	at Webber	W	98-53
J30	St. Leo	W	83-51
F2	at Rollins	W	72-70
F6	at St. Thomas	W	89-75
F9	Florida Southern	L	101-92
F13	at Eckerd	W	78-77
F16	at St. Leo	W	72-62
F20	Rollins	W	69-63
F24	vs. Rollins!	L	81-73
F28	vs. West Georgia@	W	81-78
F29	at Florida Southern@	L	71-64

! Sunshine State Tournament - Lakeland, Fla.
@ NCAA South Regional - Lakeland, Fla.

1980-81 (23-5, 9-1 Sunshine State)

Coach: Torchy Clark

N22	Edward Waters	L	89-87
N28	at Florida State	L	57-41
D6	Florida Memorial	W	92-66
D9	Monmouth (Ill.)	W	89-74
D12	vs. Central Michigan!	W	60-55
D13	vs. Stetson!	W	75-73 (2ot)
D17	Berry	W	72-45
J2	William Jewell	W	106-78
J6	Marietta	W	88-55
J8	Buffalo	W	59-40
J9	vs. California State (Pa.)@	W	58-48
J10	at Francis Marion@	W	47-38
J14	Florida Tech	W	81-65
J17	at St. Thomas	W	74-73
J21	Florida Southern	L	56-50
J24	at Eckerd	W	97-73
J28	at St. Leo	W	96-60
J31	Rollins	W	105-77
F4	St. Thomas	W	95-83
F7	at Florida Southern	W	83-81
F11	Eckerd	W	107-77
N/A	at Florida Tech	W	87-71
F14	St. Leo	W	111-73
F18	at Rollins	W	56-48
F27	vs. Biscayne#	W	72-68
F28	at Florida Southern#	L	86-77
M6	Morehouse$	W	94-77
M7	Florida Southern$	L	73-71

! Tangerine Bowl Tourn. - Winter Park, Fla.
@ Swamp Fox Invitational - Florence, S.C.
 # Sunshine State Tournament - Lakeland, Fla.
$ NCAA South Regional - Orlando, Fla.

1981-82 (21-8, 9-3 Sunshine State)

Coach: Torchy Clark

N20	Webber	W	84-48
N24	Edward Waters	W	103-71
N28	at Florida International	W	70-62
N30	Savannah State	W	81-67
D1	Florida Memorial	W	114-79
D8	at Samford	L	73-71
D12	Urbana	W	83-73
D15	Florida International	W	68-67
D17	Milwaukee Engineering	W	97-57
D19	at Tulsa	L	69-58
J4	Union	W	78-46
J6	Maine-Machias	W	119-65
J12	Eckerd	W	99-74
J14	St. Mary's (Md.)	W	83-68
J19	at Rollins	W	79-72
J22	Florida Southern	L	57-53
J26	St. Leo	W	95-58
J30	at St. Thomas	L	81-79
F2	at Florida Tech	W	71-58
F5	at Eckerd	W	74-66
F12	Rollins	W	75-73
F15	at Florida Southern	L	112-95
F17	at St. Leo	W	75-54
F20	St. Thomas	W	70-63
F22	Florida Tech	W	81-6
F26	vs. Rollins!	W	95-87
F27	vs. Biscayne!	L	68-66
M4	vs. SE Missouri State@	L	60-55
M5	vs. Central Missouri State@	L	70-62

! Sunshine State Tournament - Lakeland, Fla.
@ NCAA South/Central Regional - Warrensburg, Mo.

1982-83 (19-9, 10-2 Sunshine State)

Coach: Torchy Clark

N20	Savannah State	L	65-60
N22	at Valdosta State	L	101-94
D3	Troy!	L	84-81
D4	Florida International!	W	84-60
D8	Monmouth (Ill.)	W	89-66
D11	Bethune-Cookman	W	79-56
D14	at Georgia Southern	L	44-41
D16	North Park	W	67-54
D18	Valdosta State	W	78-67
D20	West Georgia	W	90-80
J3	Towson	W	80-57
J8	Fordham	W	80-66
J11	at Rollins	W	93-68
J14	Florida Southern	L	90-77
J18	Florida Tech	W	78-65
J21	St. Leo	W	70-61
J28	Centenary	L	83-74
J29	St. Thomas	W	75-64
J31	at Eckerd	W	83-81
F5	at Rollins	W	93-76
F7	Florida Southern	W	66-57
F11	at Florida Tech	W	85-70
F14	St. Leo	W	71-58
F17	at West Georgia	L	95-83
F19	St. Thomas	L	62-61
F21	Eckerd	W	70-64
F25	vs. Eckerd@	W	66-57
F26	at Florida Southern@	L	93-74

! UCF Holiday Tournament - Orlando, Fla.
@ Sunshine State Tournament - Lakeland, Fla.

Year-By-Year Results

1983-84 (15-13, 9-3 Sunshine State)

Coach: Chuck Machock

N21	at Valdosta State	L	87-73
N26	at Florida State	L	96-65
N28	at Centenary	L	63-62
D6	at Otterbein	L	66-57
D8	at Tulane	L	82-54
D12	at Savannah State	L	57-53
D14	Urbana	W	63-50
D19	Valdosta State	W	68-50
D29	Stetson!	L	74-58
D30	Cincinnati!	L	62-48
J3	Bethune-Cookman	L	51-48
J4	Merrimack	W	67-56
J10	at Florida Southern	W	69-58
J13	at Florida Tech	W	109-63
J17	St. Leo	L	62-60
J20	at Tampa	L	64-59
J24	at St. Thomas	W	48-44
J27	at Eckerd	L	67-62
J31	Rollins	W	96-65
F3	Florida Southern	W	66-62
F7	Florida Tech	W	66-46
F10	at St. Leo	W	73-53
F13	Tampa	W	72-62
F15	Villanova-Miami	W	75-44
F18	Eckerd	W	87-62
F20	at Rollins	W	81-67
F24	vs. Villanova-Miami@	W	33-23
F25	vs. Tampa@	L	53-52

! Red Lobster Classic - Orange County Civic Center
@ Sunshine State Tournament - Lakeland, Fla.

1984-85 (10-18)

Coach: Chuck Machock

N24	at Florida	L	106-55
N27	at #17 Arkansas	L	59-45
N30	Florida Southern*	L	53-50
D5	at Florida A&M	W	67-62
D6	at South Alabama	L	83-66
D15	at South Carolina	L	89-46
D17	at Dayton	L	71-61
D19	at Ohio State	L	83-59
D29	Louisiana-Lafayette*	L	88-55
D31	Southern Illinois*	L	76-65
J2	Eastern Illinois*	L	97-79
J5	Western Illinois*	W	58-55
J7	Brown*	W	51-50
J9	Maryland-Eastern Shore	W	70-58
J14	at Jacksonville	L	64-49
J17	Florida A&M	W	70-63
J21	Baptist	L	69-67 (ot)
J26	Nicholls State	W	71-70
J30	at Tennessee Tech	L	70-55
J31	at Akron	L	61-60 (ot)
F6	Bethune-Cookman	L	71-70
F9	at Campbell	W	69-59
F11	at Baptist	W	55-51
F16	Stetson*	L	71-64
F19	Rollins*	W	91-74
F23	at Stetson	W	66-60
F28	at Xavier	L	78-51
M2	at Nicholls State	L	64-59

** - Orange County Civic Center*

1985-86 (6-22)

Coach: Phil Carter

N23	George Mason	L	74-58
N26	at Florida	L	86-57
N30	at Georgia Southern	W	73-71
D2	Mercer	L	81-67
D7	at Louisiana-Lafayette	L	85-47
D10	Tennessee Tech	L	77-62
D12	at Florida Southern	L	97-73
D14	at Jacksonville	L	67-47
D19	South Alabama	L	64-46
D22	Auburn!	L	78-49
D23	Valdosta State!	L	55-46
J6	at Florida State	L	76-58
J7	at Florida A&M	L	84-75
J16	Armstrong State	W	79-62
J18	at South Carolina	L	79-73
J20	Florida A&M	L	105-91
J25	at Rollins	W	79-68
J27	Baptist	L	76-67
J29	Akron	L	81-70
F1	Campbell	W	68-56
F3	Howard	W	73-70
F6	at USF	L	81-65
F15	Stetson	L	87-81
F17	Bethune-Cookman	W	78-62
F20	at The Citadel	L	72-66
F22	at Baptist	L	77-74
F25	at Mercer	L	69-62
M5	at Stetson	L	87-59

! Red Lobster Classic -Orange County Civic Center

1986-87 (12-15)

Coach: Phil Carter

N28	at Miami!	L	64-54
N29	vs. La Salle!	L	68-43
D6	at Georgia	L	91-68
D10	at Florida	L	89-64
D13	at Hartford	L	73-52
D17	Rider	W	73-66
D19	Campbell@	W	88-82
D20	Coastal Carolina@	L	72-68
D29	Tennessee#	L	81-62
D30	Alcorn State#	L	77-74
J5	Western Illinois	L	79-77
J8	Central Connecticut State	W	86-73
J10	Delaware State	W	70-58
J12	Maryland-Eastern Shore	W	70-58
J15	Armstrong Atlantic	W	89-75
J21	Rollins	L	80-74
J24	at South Alabama	L	101-69
J26	at Florida State	L	76-57
J29	at Bethune-Cookman	W	73-62
F3	at Armstrong Atlantic	L	62-61
F10	Flagler	W	79-63
F14	Georgia Southern	W	61-59
F16	at Maryland	L	73-55
F21	Florida Tech	W	79-72
F25	Bethune-Cookman	W	86-69
F28	Florida International	W	102-87
M2	at Howard	L	86-67

! AMI Classic - Miami, Fla.
@ Merrill Lynch Classic - Valencia Community College
 # Red Lobster Classic - Orange County Civic Center

1987-88 (9-19)

Coach: Phil Carter

N27	Bucknell	L	87-81
D2	U.S. International	L	79-75
D4	Saint Peter's!	W	67-63
D5	Campbell!	L	91-82
D12	at UMBC	L	85-57
D14	at George Mason	L	113-86
D17	at USF	L	86-71
D19	Northeastern	L	76-70 (ot)
D28	Alabama@	L	65-54
D29	Florida State@	L	101-67
J11	South Alabama	L	99-72
J14	UMBC	W	98-69
J16	St. Francis (N.Y.)	W	80-79
J18	at Jacksonville	L	92-76
J21	at Bethune-Cookman	W	68-67
J23	Florida International	W	93-82
J28	at Florida State	L	93-69
F1	Flagler	W	77-70
F3	Long Island	W	90-80
F6	Monmouth	W	74-71
F10	at U.S. International	L	96-79
F13	at Florida International	L	94-86
F16	at Northern Illinois	L	94-86
F20	at Rollins	L	98-82
F24	Bethune-Cookman	L	97-73
F27	Florida Tech	L	98-83
M3	Armstrong Atlantic	W	83-80
M5	at Miami	L	100-80

! Merrill Lynch Classic - Orlando, Fla.
@ Red Lobster Classic - Orange County Civic Center

1988-89 (7-20)

Coach: Phil Carter

N25	at #16 Florida State	L	133-79
D2	at Toledo	L	92-51
D3	at Dayton	L	109-77
D14	at Iowa	L	102-68
D17	at Alabama	L	86-48
D22	Winthrop	L	82-80 (ot
D28	#10 Florida State!	L	97-64
D29	Auburn!	L	95-68
J2	William & Mary	W	69-65
J5	Liberty	W	69-65
J7	Coastal Carolina	L	78-77
J12	at Bethune-Cookman	L	60-55
J14	SE Louisiana	L	81-79
J19	Texas Wesleyan	W	82-77
J21	at Nicholls State	W	62-61
J24	Baptist	W	73-71
J28	Davidson	L	91-83
F1	Flagler	W	70-60
F4	vs. Rollins@	L	88-73
F7	Florida International	L	105-103 (2ot)
F11	Akron	L	75-71
F13	Northern Illinois	W	96-89
F18	at Florida International	L	90-86
F22	Bethune-Cookman	L	82-74
F25	at Davidson	L	75-64
M2	Warner Southern#	W	78-53
M3	Mount St. Mary's#	L	99-92

! Red Lobster Classic - Orange County Civic Center
@ Played at Amway Arena
 # Merrill Lynch Classic - Orlando, Fla.

Year-By-Year Results

1989-90 (7-21)

Coach: Joe Dean

N26	Queens (N.C.)	L	73-68
N28	Texas Wesleyan	W	80-79
D2	at #12 North Carolina	L	92-42
D4	at Tulsa	L	78-48
D7	Augusta	W	73-69
D9	Georgia!	L	92-62
D15	at Illinois-Chicago@	L	86-66
D16	vs. Howard@	L	81-65
D22	Drexel	L	83-72
D30	Yale	L	93-81 (ot
J5	vs. Valparaiso#	L	90-89
J6	vs. Slippery Rock#	L	85-75
J8	at Louisiana-Lafayette	L	71-61
J11	at Florida A&M	L	99-82
J13	at Winthrop	L	60-45
J15	at Davidson	W	53-51
J20	Florida International	L	77-64
J25	at Bethune-Cookman	L	69-64 (ot)
J31	Rollins	L	64-62
F5	Samford	L	86-80
F8	at Augusta	L	73-65
F10	at Akron	L	77-65
F15	Florida A&M	W	55-49
F17	at Florida International	L	74-63
F23	Bethune-Cookman	W	98-83
F24	Davidson	L	83-74
M2	Liberty$	W	86-79
M3	Long Island$	W	105-91

! Red Lobster Classic - Amway Arena)
@ McClendon Classic - Chicago, Ill.
 # Tangerine Tournament - Winter Park, Fla.
$ UCF Classic - Orlando, Fla.

1990-91 (10-17, 3-9 American South)

Coach: Joe Dean

N23	SE Louisiana!	W	84-74
N24	Maine	W	86-79
D1	at Charleston Southern	W	89-76
D6	Mercer	W	111-74
D15	at UW-Milwaukee	L	86-84
D18	UNC-Asheville	W	91-76
D20	at Samford	L	70-61
D29	Stanford@	L	89-80
D30	DePaul@	L	81-78 (ot)
J4	vs. Brandon#	W	98-91
J5	at Rollins#	L	78-70
J10	at Lamar	L	100-66
J12	at Texas-Pan Am	W	81-80
J17	Arkansas State	L	82-76
J19	Louisiana Tech	L	80-63
J23	at New Orleans	L	72-64
J26	at Louisiana-Lafayette	L	109-88
J29	Florida International	W	86-80
J31	UW-Milwaukee	L	88-87
F4	Rollins	W	83-63
F7	Texas-Pan Am	W	68-61
F9	Lamar	W	89-72
F14	at Arkansas State	L	73-48
F16	at Louisiana Tech	L	65-53
F21	New Orleans	L	77-65
F23	Louisiana-Lafayette	L	94-85
F25	at Florida International	L	70-62
M1	vs. Louisiana Tech$	L	89-57

! UCF Classic - Orlando, Fla.
@ Red Lobster Classic - Amway Arena)
 # Tangerine Tournament - Winter Park, Fla.
$ American South Tournament - New Orleans, La.

1991-92 (10-18, 3-13 Sun Belt)

Coach: Joe Dean

N30	Campbell!	W	82-74
D1	Delaware	L	92-79
D2	Long Island	W	113-84
D7	at #5 North Carolina	L	101-72
D9	at UNC-Greensboro	L	66-63
D16	Florida International	W	102-85
D18	at Lamar	L	95-89
D21	Georgia State	W	95-94 (ot)
D29	Alcorn State	W	96-88
D31	Radford	W	81-76
J2	at Georgia State	L	80-71
J4	UNC-Greensboro	W	71-57
J8	at New Orleans	L	76-60
J11	Jacksonville	L	78-74
J16	at Texas-Pan Am	W	59-51
J18	Louisiana-Lafayette	L	87-70
J25	at Louisiana Tech	L	78-61
J28	South Alabama	L	107-88
F1	Arkansas-Little Rock	W	79-71
F6	at Louisiana-Lafayette	L	77-72
F8	at Jacksonville	L	78-73
F10	Western Kentucky	L	81-78 (ot)
F15	New Orleans	L	94-64
F17	Arkansas State	L	72-71
F24	at South Alabama	L	93-78
F26	Texas-Pan Am	W	73-72
F29	at Western Kentucky	L	83-47
M5	vs. New Orleans@	L	66-47

! UCF Classic - Orlando, Fla.
@ Sun Belt Tournament - Biloxi, Miss.

1992-93 (10-17)

Coach: Joe Dean

D5	Winthrop	W	99-91
D8	Florida Atlantic	W	79-62
D12	at USF	L	92-81
D14	Mercer	L	81-78
D16	at Florida A&M!	W	68-66
D18	at UNC-Greensboro!	L	78-66
D21	Grambling@	L	85-81
D22	McNeese State@	L	77-73
D30	at Maine	W	78-67
J2	Buffalo	L	72-68
J4	UNC-Greensboro	W	72-66
J7	at Samford	L	65-52
J11	at Centenary	W	86-73
J13	Florida A&M	W	62-52
J18	at Stetson	L	98-81
J20	Samford	L	69-63
J26	USF	L	77-72
J28	at Southern	L	127-91
F1	at College of Charleston	L	74-65
F3	Florida International	L	77-72
F6	at Florida Atlantic	W	91-80
F11	Centenary	W	94-85
F15	at Mercer	L	93-84
F22	College of Charleston	L	62-59
F24	Southern	L	127-100
F27	at Florida International	W	74-60
M3	Stetson	L	95-82

! Capital City Classic - Tallahassee, Fla.
@ UCF Classic - Orlando, Fla.
NOTE: Played in Trans American Athletic Conference; did not play a full conference schedule, therefore, no conference rec.

1993-94 (21-9, 11-5 Atlantic Sun)

Coach: Kirk Speraw
✦ Atlantic Sun Tournament Champions
✦ NCAA Tournament

N30	Rollins	W	72-57
D4	at Winthrop	W	94-85
D13	Bethune-Cookman	W	77-73
D15	Florida Atlantic	W	100-74
D17	West Florida	W	102-61
D20	at Florida	L	83-69
D30	at Maine	L	101-97
J3	Florida International	W	82-81
J6	at Samford	L	63-48
J8	at Georgia State	L	72-63
J13	College of Charleston	W	80-77
J15	Mercer	L	67-58
J19	at Florida Atlantic	W	79-59
J22	at Stetson	W	96-91 (ot)
J27	at Centenary	W	89-82
J29	at SE Louisiana	W	92-80
F3	Georgia State	W	74-72
F5	Samford	W	80-70
F7	USF	W	89-85 (ot)
F10	at Mercer	W	85-79
F12	at College of Charleston	L	90-66
F19	Stetson	W	82-77
F21	at Florida International	W	79-75
F23	at Bethune-Cookman	L	90-85
F26	SE Louisiana	W	84-72
F28	Centenary	L	80-76
M3	Mercer!	W	90-68
M4	Centenary!	W	93-89
M5	Stetson!	W	70-67
M17	vs. #6 Purdue@	L	98-67

! Atlantic Sun Tournament - Orlando, Fla.
@ NCAA Tournament - Lexington, Ky.

1994-95 (11-16, 7-9 Atlantic Sun)

Coach: Kirk Speraw

N29	at Rollins	W	76-67
D3	at Eastern Kentucky	L	75-74 (ot)
D8	Georgia	L	83-52
D10	at USF	L	89-64
D15	Winthrop	W	86-80
D19	at Alabama	L	73-60
D28	Hartford	L	69-62
D30	UNLV	L	103-90 (ot)
J5	at Stetson	L	83-80 (ot)
J7	Florida International	W	97-85
J9	Florida Atlantic	W	68-62
J12	at Georgia State	W	68-61
J14	at Samford	L	74-73
J19	Mercer	L	82-79 (ot)
J21	Stetson	L	78-65
J26	Georgia State	W	93-77
J28	at College of Charleston	L	82-70
J30	at Campbell	L	73-61
F4	SE Louisiana	L	91-90
F6	Centenary	W	101-92
F9	at Florida International	L	84-61
F11	at Centenary	W	82-77
F16	Campbell	W	82-62
F18	College of Charleston	L	67-66
F22	at Florida Atlantic	W	75-64
F25	at Mercer	W	92-90
M2	SE Louisiana!	L	81-70

! Atlantic Sun Tournament - Orlando, Fla.

Year-By-Year Results

1995-96 (11-19, 6-10 Atlantic Sun)

Coach: Kirk Speraw
✦ Atlantic Sun Tournament Champions
✦ NCAA Tournament

N27	Palm Beach Atlantic	W	101-74
N29	at Winthrop	W	77-65
D2	Northern Iowa	L	95-78
D11	USF	L	92-82
D17	Eastern Kentucky	L	79-72
D19	at #19 Georgia	L	103-54
D21	at Northern Iowa	L	76-71
D28	vs. Davidson!	L	90-51
D30	at UNLV!	L	74-53
J4	at Jacksonville State	W	93-73
J6	at Samford	L	92-78
J11	Centenary	L	84-60
J13	SE Louisiana	L	95-84
J15	NC State	L	81-74
J18	Mercer	L	67-65
J20	at Georgia State	W	95-75
J25	Florida Atlantic	W	79-68
J27	Florida International	L	83-78
F1	at College of Charleston	L	103-61
F3	at Campbell	W	79-58
F5	at Stetson	W	75-66
F8	College of Charleston	L	69-65
F10	Campbell	L	70-69
F17	Stetson	W	73-62
F22	at Florida International	L	93-86
F24	at Florida Atlantic	L	88-71
F29	vs. SE Louisiana@	W	83-80
M1	vs. Campbell@	W	80-71
M2	vs. Mercer@	W	86-77
M14	vs. #2 Massachusetts#	L	92-70

! UNLV Holiday Classic - Las Vegas, Nev.
@ Atlantic Sun Tournament - DeLand, Fla.
 # NCAA Tournament - Providence, R.I.

1996-97 (7-19, 4-12 Atlantic Sun)

Coach: Kirk Speraw

N22	at Florida	L	80-63
N27	Winthrop	L	83-78
N30	Tennessee-Temple	W	89-85
D3	Nova Southeastern	W	79-54
D7	Bethune-Cookman	W	69-57
D14	at USF	L	66-47
D19	at NC State	L	70-52
D23	Youngstown State	L	83-74
D28	vs. Canisius!	L	80-55
D29	vs. Coastal Carolina!	L	77-71 (2ot)
J2	Jacksonville State	L	75-74
J4	Samford	L	68-65
J9	at Centenary	L	64-56
J11	at SE Louisiana	W	92-89 (ot)
J16	at Mercer	W	77-60
J18	Georgia State	W	85-68
J23	at Florida Atlantic	L	78-55
J25	at Florida International	L	96-55
J30	College of Charleston	L	87-63
F1	Campbell	W	84-69
F3	Stetson	L	71-59
F6	at College of Charleston	L	90-61
F8	at Campbell	L	82-76 (ot)
F15	at Stetson	L	85-70
F20	Florida International	L	91-75
F22	Florida Atlantic	L	81-66

! Dr. Pepper Classic - Chattanooga, Tenn.

1997-98 (17-11, 11-5 Atlantic Sun)

Coach: Kirk Speraw

N14	Auburn	L	70-63
N18	at Florida	L	100-85
N20	McNeese State	W	67-51
N25	at Bethune-Cookman!	W	75-57
N29	Toledo	L	69-64
D3	at Winthrop	W	73-68
D13	Nova Southeastern	W	86-62
D18	St. Thomas	W	94-60
D23	at Marquette	L	85-58
D30	at USF@	L	73-72
J3	at Mercer	W	82-72
J5	at Georgia State	L	76-70
J10	Troy	W	82-65
J12	Centenary	W	75-53
J15	Samford	L	78-66
J17	at Jacksonville State	W	89-80
J22	College of Charleston	L	65-47
J24	Campbell	L	68-64
J29	at Florida International	L	95-86
J31	at Florida Atlantic	W	81-72
F2	Stetson	W	77-74
F5	Florida Atlantic	W	88-67
F7	Florida International	W	86-83
F14	at Stetson	W	88-84
F19	at Campbell	W	82-52
F21	at College of Charleston	W	70-68 (ot
F26	vs. Samford#	W	94-70
F27	at College of Charleston#	L	81-66

! Daytona Beach Ocean Center
@ Tampa Bay Ice Palace
 # Atlantic Sun Tournament - Charleston, S.C.

1998-99 (19-10, 13-3 Atlantic Sun)

Coach: Kirk Speraw

N13	Rollins	W	104-98
N19	at Auburn	L	77-42
N27	at #7 Michigan State!	L	87-64
N28	vs. UNC-Wilmington!	W	61-50
D2	Winthrop	W	79-57
D11	at Miami	L	66-56
D15	at McNeese State	L	65-61
D17	at USF@	L	69-55
D20	Barry	W	73-64
D28	Ohio	L	94-66
J2	Campbell	W	76-52
J4	Georgia State	W	86-70
J7	at Campbell	W	90-79
J9	at Georgia State	L	81-76
J14	Jacksonville	W	74-58
J16	Stetson	W	84-65
J20	at Florida Atlantic	W	82-72
J23	at Centenary	L	87-80
J28	at Samford	L	70-58
J30	at Jacksonville State	W	82-64
F4	Mercer	W	69-64
F6	Troy	W	107-82
F9	at Stetson	W	80-68
F15	Centenary	W	59-49
F18	at Jacksonville	W	65-60
F20	Florida Atlantic	W	84-57
F25	vs. Troy#	W	66-55
F26	vs. Georgia State#	W	67-60
F27	vs. Samford#	L	89-61

! Spartan Coca-Cola Classic - East Lansing, Mich.
@ St. Petersburg Tropicana Field
 # Atlantic Sun Tournament - Jacksonville, Fla.

1999-00 (14-18, 10-8 Atlantic Sun)

Coach: Kirk Speraw

N19	#25 Miami	L	81-54
N23	at Winthrop	L	78-54
N26	vs. Clemson!	L	54-48
N27	vs. Old Dominion!	L	61-57
N28	vs. South Carolina State!	L	71-70
D3	USF	L	79-55
D10	Flagler	W	109-86
D13	at Ohio	L	77-57
D15	at Louisville	L	78-58
D21	UNC-Wilmington	L	74-60
D23	Middle Tennessee	W	88-77
D30	Troy	L	74-73
J5	Mercer	W	83-77
J8	at Samford	L	75-67
J10	at Jacksonville State	L	90-83 (ot)
J13	Georgia State	W	72-67
J15	Campbell	W	90-63
J19	Jacksonville	W	79-70
J22	Stetson	L	88-86
J26	at Florida Atlantic	W	84-68
J29	Jacksonville	W	65-57
J31	Stetson	L	75-61
F5	Florida Atlantic	W	86-59
F10	at Mercer	L	67-65
F12	at Troy	L	85-73
F17	Jacksonville State	W	68-64
F19	Samford	W	71-68 (ot)
F24	at Campbell	W	77-67
F26	at Georgia State	L	78-73
M2	vs. Jacksonville State@	W	74-55
M3	vs. Mercer@	W	84-79
M4	vs. Samford@	L	78-69

! SoCon Holiday Hoops - Greenville, S.C.
@ Atlantic Sun Tournament - Jacksonville, Fla.

2000-01 (8-23, 3-15 Atlantic Sun)

Coach: Kirk Speraw

N24	vs. Georgetown!	L	77-65
N25	vs. Duquesne!	L	90-79
N26	at Hawaii Pacific!	W	80-67
D2	at Mercer	L	69-68
D9	at Miami	L	83-73
D12	at Middle Tennessee	W	68-64
D15	at USF	L	85-55
D18	Wartburg	L	72-61
D22	at UNC-Wilmington	L	61-56
D28	Marist	W	78-67
D30	East Carolina	W	88-81
J2	at Troy	L	79-64
J6	Jacksonville State	W	72-58
J8	Samford	L	76-62
J11	at Campbell	W	73-60
J13	at Georgia State	L	97-75
J17	Stetson	L	77-68
J20	Jacksonville	L	58-54
J23	Florida Atlantic	W	89-79
J27	at Stetson	L	83-65
J29	at Jacksonville	L	74-65
J31	Hampton	L	78-74 (ot)
F2	at Florida Atlantic	L	62-55
F8	Troy	L	74-69
F10	Mercer	L	82-74
F15	at Samford	L	72-71 (ot)
F17	at Jacksonville State	L	69-60
F22	Georgia State	L	90-85
F24	Campbell	L	72-69
F28	vs. Jacksonville State@	W	100-57
M1	vs. Troy@	L	89-68

! Hawaii Pacific Thanksgiving Tourn. - Kapolei, Hawaii
@ Atlantic Sun Tournament - Atlanta, Ga.

Year-By-Year Results

2001-02 (17-12, 12-8 Atlantic Sun)

Coach: Kirk Speraw

N16	Puerto Rico-Mayaguez	W	92-58
N19	at Hampton	L	73-72
N24	at East Carolina	W	82-72
N29	Jacksonville	W	73-72
D1	at Florida Atlantic	L	78-66
D8	Florida A&M	W	101-76
D13	Chicago State	W	100-67
D17	at Jacksonville State	L	72-69
D19	at Samford	L	59-58
D22	at Marist	L	78-63
J2	Stetson	W	75-69
J5	Campbell	W	99-86 (ot)
J7	Georgia State	L	92-84 (ot)
J10	at Troy	L	85-74
J12	at Mercer	W	81-71
J17	Belmont	W	76-59
J22	Florida Atlantic	W	62-56
J26	at Belmont	W	86-78 (ot)
J29	USF	L	84-79
F2	Mercer	W	86-53
F4	Troy	L	64-58
F7	at Georgia State	W	83-73
F9	at Campbell	L	86-84
F14	Samford	W	72-56
F16	Jacksonville State	W	68-50
F21	at Stetson	W	78-65
F23	at Jacksonville	L	82-80 (ot
F28	Samford!	W	84-74
M1	Georgia State!	L	82-64

! Atlantic Sun Tournament - Orlando, Fla.

2002-03 (21-11, 11-5 Atlantic Sun)

Coach: Kirk Speraw

N22	at Navy	L	68-56
N25	Niagara	W	94-69
N29	at Tulane!	W	66-61
N30	vs. Maine!	W	72-55
D1	vs. Indiana State!	W	50-49
D7	at Florida A&M	L	55-54
D12	#25 College of Charleston	W	82-64
D15	at Tennessee-Martin	L	63-58
D18	at Chicago State	W	99-83
D21	Florida Gulf Coast	W	68-63
D27	Miami	L	62-51
D30	The Citadel	W	65-55
J4	Florida Atlantic	W	80-69
J6	at Kansas State	L	71-59
J11	at Troy	W	76-61
J13	at Mercer	L	85-63
J18	Stetson	W	82-70
J20	Jacksonville	W	72-48
J23	at Jacksonville State	W	68-66
J25	at Georgia State	W	81-74 (2ot)
J30	Belmont	L	60-58
F1	Samford	W	58-52
F4	at Campbell	W	98-69
F8	Gardner-Webb	W	82-59
F13	at Jacksonville	L	80-75
F15	at Stetson	W	90-82
F20	Troy	L	77-72
F22	Mercer	L	69-66
M1	Florida Atlantic	W	82-75
M6	vs. Jacksonville State@	W	68-51
M7	vs. Mercer@	W	79-59
M8	vs. Troy@	L	80-69

! University Hoops Classic - New Orleans, La.
@ Atlantic Sun Tournament - Atlanta, Ga.

2003-04 (25-6, 17-3 Atlantic Sun)

Coach: Kirk Speraw
✦ Atlantic Sun Tournament Champions
✦ NCAA Tournament First Round

N22	Puerto Rico-Mayaguez	W	92-59
N25	at College of Charleston	L	72-63
N28	at The Citadel	W	74-60
D4	vs. #2 Florida!	L	59-39
D6	Navy	W	80-52
D15	at Campbell	W	68-61
D17	at Gardner-Webb	W	71-60
D22	at Niagara	W	69-67
D30	Tennessee-Martin	W	80-68
J3	Georgia State	W	70-60
J5	Mercer	W	60-56
J9	at Stetson	W	71-58
J11	at Jacksonville	W	63-51
J14	at Florida Atlantic	W	70-52
J17	Lipscomb	W	68-58
J19	Belmont	W	68-63
J23	at Troy	W	74-72
J28	Florida Atlantic	W	75-66
J31	Troy	L	76-64
F5	at Belmont	L	77-61
F7	at Lipscomb	W	73-57
F12	Jacksonville	W	78-69
F14	Stetson	W	74-54
F19	at Mercer	W	83-58
F21	at Georgia State	L	63-61
F26	Gardner-Webb	W	87-79
F28	Campbell	W	106-56
M4	vs. Jacksonville@	W	71-63
M5	at Belmont@	W	64-62
M6	vs. Troy@	W	60-55
M19	vs. #6 Pittsburgh#	L	53-44

! Jacksonville Veterans Memorial Arena
@ Atlantic Sun Tournament - Nashville, Tenn.
 # NCAA Tournament - Milwaukee, Wis.

2004-05 (24-9, 13-7 Atlantic Sun)

Coach: Kirk Speraw
✦ Atlantic Sun Tournament Champions
✦ NCAA Tournament First Round

N18	at Alaska-Fairbanks!	W	74-63
N20	vs. Utah State!	W	55-52
N21	vs. New Mexico State!	W	62-58
N24	Puerto Rico-Mayaguez	W	92-57
D2	Gardner-Webb*	L	67-55
D4	UMKC	W	62-56
D16	Campbell*	W	90-73
D18	at UMKC	W	57-56
D28	Brown@	L	83-82 (ot)
D29	Fordham@	W	65-61
J3	at Georgia State*	L	76-63
J5	at Mercer*	L	80-71
J9	Jacksonville*	W	75-57
J11	Stetson*	W	70-66
J13	at Florida Atlantic*	W	73-70
J16	Troy*	W	87-76
J20	Florida Atlantic*	L	73-61
J23	at Belmont*	L	67-52
J25	at Lipsomb*	L	64-63
J29	Belmont*	W	60-57
J31	Lipscomb*	W	67-58
F4	at Troy*	W	77-73
F10	at Stetson*	W	71-62
F12	at Jacksonville*	L	83-82 (ot)
F17	Mercer*	W	79-65
F19	Georgia State*	W	70-65
F21	South Dakota State	W	82-72
F24	at Gardner-Webb*	W	58-55
F26	at Campbell*	W	63-52
M3	vs. Mercer#	W	81-68
M4	at Belmont#	W	66-61
M5	vs. Gardner-Webb#	W	63-54
M18	vs. #13 Connecticut$	L	77-71

** Atlantic Sun Conference Game*
! BP Top of the World Classic - Fairbanks, Alaska
@ UCF Holiday Classic - Orlando, Fla.
 # Atlantic Sun Tournament - Nashville, Tenn.
$ NCAA Tournament - Worcester, Mass.

2005-06 (14-15, 7-7 Conference USA)

Coach: Kirk Speraw

N18	Rollins	W	68-58
N22	Nova Southeastern	W	86-67
N26	Stetson	W	74-66
N29	Bethune-Cookman	W	61-48
D3	at #11 Florida	L	80-47
D13	at Florida Atlantic	L	59-54
D16	Norfolk State	W	63-47
D19	vs. Western Kentucky!	L	73-68
D21	vs. Sam Houston State!	L	68-63
D29	North Florida@	W	69-57
D30	Birmingham-Southern@	L	58-50
J3	at #19 Kentucky	L	59-57
J11	Marshall	L	73-69
J14	at Houston	W	66-56
J18	South Dakota State	L	69-64
J21	Tulsa	W	45-44
J25	at East Carolina	W	64-59
J28	at #3 Memphis	L	94-61
F4	UAB	L	75-68
F8	at Southern Miss	L	59-51
F11	Tulane	W	72-51
F15	Houston	L	78-71
F18	at SMU	L	77-55
F22	East Carolina	W	69-49
F25	at Rice	W	77-64
M1	at Marshall	L	73-61
M4	UTEP	W	66-55
M8	vs. East Carolina#	W	65-52
M9	vs. Houston#	L	71-52

! Fiesta Bowl Classic - Tucson, Ariz.
@ UCF Holiday Classic - Orlando, Fla.
 # Conference USA Tournament - Memphis, Tenn.

2006-07 (22-9, 11-5 Conference USA)

Coach: Kirk Speraw

N15	Rollins	W	83-80 (ot)
N18	Stetson	W	73-60
N21	Bethune-Cookman	W	81-46
N24	Florida Tech	W	81-37
N27	Jacksonville	W	99-62
D9	Florida Atlantic	W	87-65
D12	at Minnesota	L	74-63
D19	vs. Utah!	W	67-61
D20	vs. Appalachian State!	L	75-64
D21	vs. Tennessee Tech!	W	75-63
D29	NJIT@	W	75-63
D30	Texas-Pan Am@	W	88-62
J3	at Colorado	L	96-87
J6	at South Dakota State	W	72-61
J10	at UAB	L	74-64 (ot)
J13	at Marshall	W	78-71
J17	SMU	W	64-56
J20	Rice	W	72-67
J24	at Houston	L	73-70 (ot)
J27	at UTEP	W	67-64
J31	#11 Memphis	L	87-65
F3	Tulsa	W	63-53
F7	at East Carolina	W	67-49
F10	Marshall	W	75-58
F14	at Tulane	L	86-80
F17	at Rice	W	74-63
F21	Southern Miss	W	59-56
F24	at Tulsa	L	66-64 (ot)
F29	Houston	W	75-72 (ot)
M3	East Carolina	W	77-64
M8	vs. Rice#	L	53-51

! San Juan Shootout - Guaynabo, Puerto Rico
@ UCF Holiday Classic - Orlando, Fla.
 # Conference USA Tournament - Memphis, Tenn.

Year-By-Year Results

2007-08 (16-15, 9-7 Conference USA)

Coach: Kirk Speraw

N11	Nevada	W	63-60
N16	Norfolk State	W	78-64
N22	vs. #19 Villanova!	L	76-68
N23	vs. #18 Kansas State!	L	73-71 (ot)
N25	vs. Penn State!	W	70-59
N28	Presbyterian	W	80-53
D1	at USF	L	75-67
D8	Ole Miss	L	76-67
D11	Louisiana-Lafayette	W	65-52
D16	at Nevada	L	86-74
D28	Connecticut	L	85-82
D30	NJIT@	W	82-50
D31	Long Island@	W	78-69
J5	at Sam Houston State	L	60-58 (ot)
J8	at Southern Miss	W	52-41
J12	Tulsa	W	97-91 (3ot)
J19	at East Carolina	W	71-66
J23	UTEP	W	109-80
J26	at SMU	L	69-67 (ot)
J30	UAB	L	88-81
F2	Houston	L	84-81
F6	Marshall	W	77-63
F9	at #1 Memphis	L	85-64
F16	at Rice	W	60-53
F20	East Carolina	W	110-75
F23	at Marshall	L	71-66
F27	Tulane	W	80-63
M1	Rice	W	68-60
M5	at Houston	L	73-68
M8	at Tulsa	L	71-53
M13	Southern Miss#	L	68-62

! Old Spice Classic - Lake Buena Vista, Fla.
@ UCF Holiday Classic - Orlando, Fla.
 # Conference USA Tournament - Memphis, Tenn.

2008-09 (0-14, 0-9 Conference USA)*

Coach: Kirk Speraw

N16	North Carolina A&T	W	81-62
N18	at Valparaiso	L	69-52
N22	at New Mexico!	W	72-71
N26	at Ole Miss!	L	78-46
N29	vs. South Dakota State@	W	66-64
N30	vs. Morehead State@	L	71-65
D6	USF	W	71-63
D12	Florida Tech	W	110-68
D20	vs. Florida#	L	89-61
D22	Valparaiso	W	85-60
D29	Penn$	W	81-64
D30	Chicago State$	W	89-75
J3	Sam Houston State	W	86-70
J6	Holy Cross	W	70-57
J10	Memphis	L	73-66
J13	at UAB	L	60-52
J17	at Rice	L	77-52
J21	Southern Miss	W	73-61
J25	Marshall	W	87-69
J28	SMU	W	70-45
J31	at Tulane	W	79-74 (ot)
F4	Houston	L	97-69
F7	at East Carolina	L	89-75
F11	at UTEP	L	73-68
F14	Tulsa	W	74-72
F21	at Houston	L	77-72
F25	Rice	L	69-66
F28	at Marshall	L	67-62
M4	at Tulsa	L	79-70
M7	East Carolina	W	74-71
M11	vs. Southern Miss%	L	77-53

! Cancun Challenge - Albuquerque, N.M.
@ Cancun Challenge - Cancun, Mexico
 # Jacksonville Veterans Memorial Arena
$ UCF Holiday Classic - Orlando, Fla.
% Conference USA Tournament - Memphis, Tenn.
** 2008-09 (17-14, 7-9 C-USA) victories vacated due to NCAA sanctions*

2009-10 (0-17, 0-10 Conference USA)*

Coach: Kirk Speraw

N13	Massachusetts	W	84-67
N17	Howard!	W	68-59
N20	vs. Auburn@	W	84-74
N21	vs. Niagara@	L	63-46
N22	vs. Drake@	W	59-50
N28	Albany	W	76-72
D1	Newberry	W	80-62
D6	at Notre Dame	L	90-72
D12	Bethune-Cookman	W	63-50
D16	at USF	L	69-65
D20	at #14 Connecticut	L	60-51
D29	Liberty#	W	82-58
D30	Jacksonville#	L	61-51
J5	at #14 Ole Miss	L	84-56
J9	Rice	W	77-58
J13	Marshall	L	81-75
J16	at Tulsa	L	90-70
J20	at Houston	W	78-71
J23	UTEP	L	96-59
J27	at SMU	L	65-43
J30	Tulsa	L	55-50
F2	at East Carolina	W	67-56
F10	at Memphis	L	76-70
F13	Tulane	W	62-54
F16	Houston	W	68-65
F20	at Southern Miss	L	68-58
F24	UAB	L	53-49
F27	at Marshall	L	121-115 (3OT)
M2	East Carolina	L	68-66
M6	at Rice	W	66-59
M10	vs. SMU$	W	69-53
M11	vs. UTEP$	L	76-54

! Glenn Wilkes Classic - Orlando, Fla.
@ Glenn Wilkes Classic - Daytona Beach, Fla.
 # UCF Holiday Classic - Orlando, Fla.
$ Conference USA Tournament - Tulsa, Okla.
** 2009-10 (15-17, 6-10 C-USA) victories vacated due to NCAA sanctions*

2010-11 (0-12, 0-10 Conference USA)*

Coach: Donnie Jones

N12	West Florida	W, 115-61
N15	Jackson State	W, 80-39
N18	USF	W, 65-59
N23	at Stetson	W, 85-58
N27	Alabama State	W, 84-48
D1	vs. #16 Florida!	W, 57-54
D4	Southeastern Louisiana	W, 74-49
D11	Bethune-Cookman	W, 76-59
D15	Louisiana-Lafayette	W, 79-58
D18	vs. Miami@	W, 84-78
D22	at Massachusetts	W, 64-59
D29	Furman#	W, 71-53
D30	Princeton#	W, 68-62
J5	Marshall	W, 65-58
J8	at Houston	L, 76-71
J15	at Southern Miss	L, 86-69
J19	East Carolina	L, 74-62
J22	Rice	L, 57-50
J26	at Memphis	L, 77-61
J29	UAB	L, 74-69
F5	at East Carolina	L, 68-61
F9	Memphis	L, 63-62
F12	Tulsa	W, 58-57
F16	at Tulane	W, 65-62
F19	at UAB	L, 63-58
F21	at UTEP	W, 74-68
F26	Southern Miss	W, 65-64
M2	SMU	W, 51-58
M5	at Marshall	L, 83-69
M9	vs. East Carolina$	L, 75-60
M16	St. Bonaventure%	W, 69-54
M21	Rhode Island%	W, 66-54
M23	at Creighton%	L, 82-64

! Florida Citrus Sports Shootout - Amway Center
@ MetroPCS Orange Bowl Classic - Sunrise, Fla.
 # UCF Holiday Classic - Orlando, Fla.
$ Conference USA Tournament - El Paso, Texas
% College Basketball Invitational
** 2010-11 (21-12, 6-10 C-USA) victories vacated due to NCAA sanctions*

2011-12 (22-11, 10-6 Conference USA)

Coach: Donnie Jones

N12	Saint Thomas	W, 74-61
N14	at #24 Florida State	L, 73-50
N18	High Point	W, 84-72
N24	vs. College of Charleston!	W, 74-63
N25	vs. #4 Connecticut!	W, 68-63
N26	vs. Harvard!	L, 59-49
D3	Hartford	W, 67-48
D10	Bethune-Cookman	W, 53-51
D13	North Carolina A&T	W, 77-65
D17	Old Dominion	W, 61-53
D21	at Louisiana-Lafayette	L, 61-60
D29	Stetson@	W, 80-70
D30	Rhode Island@	W, 65-54
J4	Tulane*	W, 60-53
J7	at East Carolina*	W, 81-63
J11	Houston*	W, 74-63
J14	at Marshall*	L, 65-64
J18	Memphis*	W, 68-67
J21	at UAB*	W, 48-41
J25	at Tulsa*	L, 66-61
J28	Southern Miss*	L, 78-65
J30	Palm Beach Atlantic	W, 84-69
F4	at SMU*	W, 59-52
F8	Marshall*	W, 67-60
F11	at Southern Miss*	L, 78-74
F18	East Carolina*	W, 64-55
F22	at Rice*	L, 83-74
F25	UTEP*	W, 63-45
F28	at Memphis*	L, 84-55
M3	UAB*	W, 71-63
M8	vs. UAB#	W, 64-54
M9	at Memphis#	L, 83-52
M14	at Drexel$	L, 81-56

! Battle 4 Atlantis - Paradise Island, Bahamas
@ UCF Holiday Classic - Orlando, Fla.
** Conference USA Game*
 # Conference USA Tournament - Memphis, Tenn.
$ National Invitation Tournament

2012-13 (20-11, 9-7 Conference USA)

Coach: Donnie Jones

N10	at USF	W, 74-56
N13	Alabama State	W, 85-56
N18	Savannah State	W, 53-50
N20	Middle Tennessee	L, 75-61
N23	at #7 Florida	L, 79-66
D1	Florida Tech	W, 90-62
D12	Bethune-Cookman	W, 72-62
D14	at Old Dominion	W, 72-50
D18	Miami	L, 72-50
D20	Stetson	W, 83-66
D28	Howard!	W, 62-45
D30	Belmont!	W, 66-63
J2	USF	L, 65-56
J5	Florida A&M	W, 99-69
J9	UAB	W, 64-48
J12	at East Carolina*	L, 88-85 (ot)
J19	at Houston*	W, 79-75 (ot)
J23	Rice*	W, 78-67
J26	SMU*	W, 74-65
J30	at Tulane*	W, 58-50
F2	at Marshall*	L, 75-71
F6	Southern Miss*	W, 60-58
F9	East Carolina*	W, 83-73
F13	at #22 Memphis*	L, 93-71
F16	at UTEP*	L, 73-58
F20	Marshall*	L, 82-70
F23	Tulsa*	W, 83-75
F26	Georgia Southwestern	W, 65-50
M2	#17 Memphis*	L, 76-67
M6	at UAB*	W, 74-70
M9	at Southern Miss*	L, 70-62

! UCF Holiday Classic - Orlando, Fla.
** Conference USA Game*

Year-By-Year Results

2013-14 (13-18, 4-14 The American)

Coach: Donnie Jones

N8	Tampa	W, 97-72
N13	Florida State	L, 80-68
N17	Bethune-Cookman	W, 83-63
N21	at Miami	W, 63-58
N26	at Valparaiso	L, 85-70
D3	at Florida Atlantic	L, 75-64
D7	Stetson	W, 77-58
D11	Howard	W, 79-64
D17	Jacksonville	W, 104-64
D21	Rio Grande!	W, 86-58
D22	Valparaiso!	W, 90-62
D31	#10 Louisville*	L, 90-65
J4	Temple*	W, 78-76
J11	at Connecticut*	L, 84-61
J15	at Rutgers*	L, 85-75
J18	SMU*	L, 58-46
J23	at #15 Cincinnati*	L, 69-51
J29	#22 Memphis*	L, 69-59
F1	at #7 Louisville*	L, 87-70
F5	USF*	L, 79-78 (OT)
F9	#22 Connecticut*	L, 75-55
F12	at #20 Memphis*	L, 76-70
F15	at USF*	W, 75-74
F19	#7 Cincinnati*	L, 77-49
F22	at Houston*	L, 88-84
F26	Rutgers*	W, 67-65
M1	at #23 SMU*	L, 70-55
M4	at Temple*	L, 86-78 (OT)
M7	Houston*	W, 104-83
M12	vs. Temple@	W, 94-90 (2OT)
M13	vs. #12 Cincinnati@	L, 61-58

! UCF Holiday Classic - Orlando, Fla.
**American Athletic Conference Game*
@ The American Tournament - Memphis, Tenn.

2014-15 (12-18, 5-13 The American)

Coach: Donnie Jones

N16	Stetson	W, 64-55
N20	Eckerd	W, 76-59
N23	USC Upstate	W, 76-69
N26	Davidson	L, 95-69
N30	Bethune-Cookman	W, 75-67
D2	Georgia Southern	W, 61-59
D6	at Florida State	L, 96-73
D11	at Illinois-Chicago	L, 71-60
D13	Florida Atlantic	L, 54-41
D17	Detroit	W, 75-70
D22	Southeastern Louisiana	W, 70-65
D31	Tulsa*	L, 56-54
J4	at Temple*	L, 84-78
J6	at Houston*	W, 79-78 (ot)
J11	SMU*	L, 70-61
J14	Tulane*	W, 103-100 (3ot)
J17	at Memphis*	L, 99-79
J22	at UConn*	L, 67-60
J25	Cincinnati*	L, 56-46
J28	Temple*	L, 86-62
J31	at SMU*	L, 75-56
F7	at East Carolina*	L, 67-49
F11	USF*	W, 73-62
F15	Houston*	W, 56-54
F19	at Tulane*	W, 69-55
F22	Memphis*	L, 75-65 (ot)
F25	at Cincinnati*	L, 83-60
F28	East Carolina*	L, 71-66
M4	at USF*	L, 74-45
M12	vs. East Carolina!	L, 81-80 (ot)

** American Athletic Conference Game*
! The American Tournament - Hartford, Conn.

2015-16 (12-18, 6-12 The American)

Coach: Donnie Jones

N14	at Davidson	L, 90-85
N18	UC Irvine	L, 61-60 (OT)
N21	UNC Greensboro	W, 65-54
N28	at Miami (Ohio)	L, 64-63
D2	at Stetson	W, 94-85
D5	Illinois-Chicago	W, 88-58
D8	UMass	W, 67-63
D12	Florida Atlantic	W, 75-61
D19	at Detroit	L, 95-89
D22	Bethune-Cookman	L, 101-96 (OT)
D29	George Washington	L, 67-50
J2	at ECU*	W, 71-68
J6	USF*	W, 75-64
J10	at #15 SMU*	L, 88-73
J16	ECU*	W, 89-69
J20	at USF*	W, 64-54
J24	at Tulsa*	L, 75-60
J26	Memphis*	L, 97-86
J31	UConn*	L, 67-41
F4	at Tulane*	W, 70-62
F6	Temple*	L, 62-60
F9	Cincinnati*	L, 69-51
F13	at Houston*	L, 82-58
F17	at Memphis*	L, 73-56
F21	Tulsa*	L, 75-67
F24	Houston*	L, 88-61
F27	at Temple*	L, 63-61
M2	Tulane*	W, 73-65
M6	at UConn*	L, 67-46
M10	vs. Tulane!	L, 65-63

** American Athletic Conference Game*
! The American Tournament - Amway Center

2016-17 (24-12, 11-7 The American)

Coach: Johnny Dawkins

N14	Nicholls	W, 80-56
N17	vs. Mississippi State&	W, 86-61
N18	at Charleston&	W, 60-40
N20	vs. #3 Villanova&	L, 67-57
N26	Seattle	W, 67-51
N30	Stetson	W, 81-45
D3	at Massachusetts	W, 65-62
D10	Maryland Eastern Shore	W, 76-58
D12	Pennsylvania	L, 58-49
D15	at George Washington	L, 74-59
D18	Miami (Ohio)	W, 80-73
D21	Bethune-Cookman	W, 71-41
D28	at Tulane*	W, 85-72
D31	Temple*	W, 77-53
J3	ECU*	W, 48-45
J8	at UConn*	L, 64-49
J14	Houston*	W, 77-70
J17	USF*	W, 86-64
J22	at Memphis*	L, 70-65
J25	SMU*	L, 65-60
J28	at Tulsa*	L, 77-66
F1	at Houston*	L, 82-64
F4	Memphis*	W, 72-57
F8	at #11 Cincinnati*	L, 60-50
F11	UConn*	L, 66-63
F14	Tulsa*	W, 71-53
F18	at ECU*	W, 61-58
F22	at Temple*	W, 71-69
F26	#15 Cincinnati*	W, 53-49
M2	at USF*	W, 59-56
M10	vs. Memphis!	W, 84-54
M11	vs. #12 SMU!	L, 70-59
M15	Colorado%	W, 79-74
M20	at Illinois State%	W, 63-62
M22	Illinois%	W, 68-58
M28	vs. TCU#	L, 68-53

& Gildan Charleston Classic - Charleston, S.C.
** American Athletic Conference Game*
! The American Tournament - Hartford, Conn.
% National Invitation Tournament
 # NIT Semifinals - Madison Square Garden

2017-18 (19-13, 9-9 The American)

Coach: Johnny Dawkins

N10	Mercer	W, 88-79
N15	Gardner-Webb	W, 68-65
N18	William & Mary	W, 75-64
N23	vs. Nebraska&	W, 68-59
N24	vs. #20 West Virginia&	L, 83-45
N26	vs. St. John's&	L, 46-43
N30	Missouri	L, 62-59
D3	at #24 Alabama	W, 65-62
D9	Southern	W, 76-60
D12	Southeastern Louisiana	W, 61-53
D19	at Stetson	W, 74-55
D21	South Carolina State	W, 89-64
D27	at SMU*	L, 56-51
D31	at ECU*	W, 59-39
J3	Memphis*	W, 65-56
J7	Temple*	W, 60-39
J10	at UConn*	L, 62-53
J16	#11 Cincinnati*	L, 49-38
J20	at USF*	W, 71-69
J25	at #16 Wichita State*	L, 81-62
J31	UConn*	W, 70-61
F3	Houston*	L, 69-65
F6	at #6 Cincinnati*	L, 77-40
F11	at Memphis*	W, 68-64
F14	USF*	W, 72-57
F17	SMU*	W, 52-37
F21	at Tulsa*	L, 70-61
F25	at Temple*	L, 75-56
M1	#11 Wichita State*	L, 75-71 (ot)
M4	Tulane*	W, 60-51
M8	vs. ECU!	W, 66-52
M9	vs. #21 Houston!	L, 84-56

& AdvoCare Invitational - Lake Buena Vista, Fla.
** American Athletic Conference Game*
! The American Tournament - Amway Center

2018-19 (24-9, 13-5 The American)

Coach: Johnny Dawkins
✦ NCAA Tournament Second Round

N6	Rider	W, 84-70
N11	Florida Atlantic	L, 80-79
N15	vs. Cal State Fullerton&	W, 68-52
N16	vs. Saint Joseph's&	W, 77-57
N18	vs. Western Kentucky&	W, 78-62
N24	Northern Kentucky	W, 66-53
N29	Alabama	W, 70-64
D2	at Missouri	L, 64-62 (ot)
D8	Grambling State	W, 70-45
D11	Georgia Southern	W, 95-88
D16	Stetson	W, 90-65
D21	Illinois State	W, 77-56
J2	Temple*	W, 78-73
J5	at UConn*	W, 65-53
J13	ECU*	W, 76-65
J16	at Wichita State*	L, 75-67
J19	Tulsa*	W, 64-62
J23	at Tulane*	W, 75-50
J27	at Memphis*	L, 77-57
J31	UConn*	W, 73-67
F7	#12 Houston*	L, 77-68
F10	at SMU*	W, 71-65
F13	South Florida*	W, 78-65
F16	Memphis*	W, 79-72
F21	at #23 Cincinnati*	L, 60-55
F24	SMU*	W, 95-48
F27	at South Florida*	W, 75-63
M2	at #6 Houston*	W, 69-64
M7	#19 Cincinnati*	W, 58-55
M9	at Temple*	L, 67-62
M15	at Memphis!	L, 79-55
M22	vs. VCU%	W, 73-58
M24	vs. #1 Duke%	L, 77-76

& Myrtle Beach Invitational - Conway, S.C.
** American Athletic Conference Game*
! The American Tournament - Memphis, Tenn.
% NCAA Tournament - Columbia, S.C.

Year-By-Year Results

2019-20 (16-14, 7-11 The American)

Coach: Johnny Dawkins

N9	Prairie View	W, 73-69
N12	Miami	L, 79-70
N17	at Illinois State	W, 67-65
N23	Charleston	W, 72-71
N28	vs. Pennsylvania&	L, 68-67
N29	vs. Pepperdine&	W, 78-65
D1	vs. Charleston&	W, 77-56
D7	NJIT	W, 78-65
D10	Green Bay	W, 79-66
D15	Sacred Heart	W, 79-65
D18	Bethune-Cookman	W, 70-65
D21	at Oklahoma	L, 53-52
D31	Temple*	L, 62-58
J3	at Houston*	L, 78-63
J8	at SMU*	L, 81-74
J11	Cincinnati*	L, 68-54
J14	at Tulane*	W, 74-55
J18	South Florida*	W, 55-54
J25	at Wichita State*	L, 87-79
J29	Memphis*	L, 59-57
F1	at South Florida*	L, 64-48
F6	at ECU*	W, 68-64
F9	Tulsa*	W, 83-75
F13	Wichita State*	L, 75-58
F19	at Cincinnati*	W, 89-87 (2ot)
F22	Tulane*	L, 75-74
F26	at UConn*	L, 81-65
F29	at Tulsa*	L, 65-54
M4	SMU*	W, 61-58
M8	ECU*	W, 94-62

& Wooden Legacy - Anaheim, Calif.
** American Athletic Conference Game*
! The American Tournament - canceled due to COVID-19

2020-21 (11-12, 8-10 The American)

Coach: Johnny Dawkins

N28	Oklahoma	Postponed (COVID)
N30	Auburn	W, 63-55
D6	at Michigan	L, 80-58
D19	at #15 Florida State	W, 86-74
D22	Cincinnati*	W, 75-70
D26	#6 Houston*	L, 63-54
J2	at South Florida*	L, 68-61
J14	at Temple*	L, 62-55
J17	at #11 Houston*	L, 75-58
J23	SMU*	L, 78-65
J27	ECU*	W, 71-64
J30	at Wichita State*	L, 93-88
F1	at Memphis*	L, 96-69
F3	at Memphis*	L, 75-61
F6	at Tulsa*	W, 65-58
F10	Wichita State*	L, 61-60
F12	Tulane*	W, 53-49
F14	at Cincinnati*	L, 69-68
F17	South Florida*	W, 81-65
F20	at Tulane*	W, 84-81
F23	at SMU*	Postponed (COVID)
F27	Temple*	Postponed (COVID)
M2	Tulsa*	W, 73-69
M4	at ECU*	W, 64-60
M11	vs ECU!	W, 72-62
M12	vs Memphis!	L, 70-62

** American Athletic Conference Game*
! The American Tournament - Fort Worth, Texas

2021-22 (18-12, 9-9 The American)

Coach: Johnny Dawkins

N10	Robert Morris	W, 69-59
N13	at Miami	W, 95-89
N16	Jacksonville	W, 63-54
N20	at Evansville	W, 75-59
N27	Oklahoma	L, 65-62
D1	at #21 Auburn	L, 85-68
D5	Bethune-Cookman	W, 81-45
D11	North Carolina A&T	W, 83-68
D15	at Temple*	W, 65-48
D18	vs. Florida State	Canceled
D22	North Alabama	W, 75-64
D30	Michigan	W, 85-71
J2	at SMU*	L, 72-60
J5	Temple*	L, 66-62
J8	Tulsa*	Postponed
J12	Memphis*	W, 74-64
J15	at USF*	L, 75-51
J18	at East Carolina*	W, 92-85 (OT)
J22	Tulane*	W, 68-66
J26	at Wichita State*	L, 84-79
J29	#7 Houston*	L, 63-49
F3	USF*	W, 68-49
F5	at Memphis*	L, 88-60
F8	Wichita State*	W, 71-66
F14	Tulsa*	W, 76-67
F17	at #14 Houston*	L, 70-52
F20	East Carolina*	W, 69-66
F23	Cincinnati*	W, 75-61
M3	at Tulane*	L, 82-67
M6	at Tulsa*	L, 73-72
M10	vs. USF!	W, 60-58
M11	vs. Memphis!	L, 85-69

** American Athletic Conference Game*
! The American Tournament - Fort Worth, Texas

2022-23 (19-15, 8-10 The American)

Coach: Johnny Dawkins

N7	UNC Asheville	L, 98-95 (2OT)
N11	Florida State	W, 68-54
N14	Western Illinois	W, 70-37
N18	vs. Oklahoma State&	W, 60-56 (OT)
N20	vs. Santa Clara&	W, 57-50
N23	Evansville	W, 76-56
N27	Miami	L, 66-64
D4	Samford	W, 80-77 (OT)
D11	Tarleton	W, 75-49
D14	at Ole Miss	W, 72-61
D17	vs. Missouri#	L, 68-66
D21	Stetson	W, 73-58
D28	Wichita State*	W, 52-45
D31	at #3 Houston*	L, 71-65
J4	at East Carolina*	W, 64-61
J8	SMU*	W, 85-53
J11	Memphis*	W, 107-104 (2OT)
J14	at Tulane*	L, 77-69
J21	at USF*	L, 85-72
J25	#3 Houston*	L, 82-71
J28	Temple*	L, 77-70 (OT)
F4	at Cincinnati*	L, 73-64
F8	at Wichita State*	W, 72-67
F11	Tulsa*	W, 96-52
F16	at Memphis*	L, 64-63
F19	Cincinnati*	L, 73-71
F22	USF*	L, 82-75
F26	at Tulsa*	W, 68-49
M2	at Temple*	L, 57-55
M5	East Carolina*	W, 84-58
M9	vs. SMU!	W, 76-70
M10	vs. Memphis!	L, 81-76
M15	at Florida%	W, 67-49
M19	at Oregon%	L, 68-54

& Baha Mar Hoops Bahamas Championship
 # AutoNation Orange Bowl Basketball Classic
** American Athletic Conference Game*
! The American Tournament - Fort Worth, Texas
% National Invitation Tournament

2023-24 (17-16, 7-11 Big 12)

Coach: Johnny Dawkins

N6	FIU	W, 85-62
N10	at #13 Miami	L, 88-72
N16	Cal State Fullerton	W, 72-44
N19	vs. South Dakota State&	W, 83-80
N20	vs. Charlotte&	W, 74-71 (OT)
N26	Stetson	L, 85-82
D2	Lipscomb	W, 72-57
D6	Jacksonville	W, 94-52
D10	Ole Miss	L, 70-68
D18	Maine	W, 74-51
D21	Florida A&M	W, 69-56
D29	Bethune-Cookman	W, 98-54
J6	at Kansas State*	L, 77-52
J10	#3 Kansas*	W, 65-60
J13	#18 BYU*	L, 63-58
J17	at Texas*	W, 77-71
J20	at #5 Houston*	L, 57-42
J23	West Virginia*	W, 72-59
J27	at Cincinnati*	L, 68-57
J31	#18 Baylor*	L, 77-69
F3	#23 Oklahoma*	W, 74-63
F10	at #23 Texas Tech*	L, 66-59
F13	at #19 BYU*	L, 90-88
F17	Cincinnati*	L, 76-74
F20	at West Virginia*	L, 77-67
F24	#23 Texas Tech*	W, 75-61
F28	at Oklahoma State*	W, 77-71
M2	#8 Iowa State*	L, 60-52
M6	#1 Houston*	L, 67-59
M9	at TCU*	W, 79-77
M12	vs. Oklahoma State!	W, 77-62
M13	vs. #20 BYU!	L, 87-73
M19	South Florida%	L, 83-77

& Jacksonville Classic hosted at Flagler College in St. Augustine
** Big 12 Conference Game*
! Big 12 Conference Championship - Kansas City, Mo.
% National Invitation Tournament

2024-25 (20-17, 7-13 Big 12)

Coach: Johnny Dawkins

N4	#13 Texas A&M	W, 64-61
N8	Purdue Fort Wayne	W, 75-68
N11	Florida Atlantic	W, 100-94
N19	Tennessee Tech	W, 80-69
N22	vs. #19 Wisconsin&	L, 86-70
N24	vs. LSU&	L, 109-102 (3OT)
N27	Milwaukee	W, 84-76
D1	California Baptist	W, 74-59
D8	Tarleton State	W, 66-51
D14	vs. Tulsa#	W, 88-75
D21	Jacksonville	W, 86-66
D31	at Texas Tech*	W, 87-83
J5	#7 Kansas*	L, 99-48
J8	Colorado*	W, 75-74
J11	at Arizona*	L, 88-80
J14	at Arizona State*	W, 95-89
J18	#10 Houston*	L, 69-68
J21	at #3 Iowa State*	L, 108-83
J25	TCU*	W, 85-58
J28	at #11 Kansas*	L, 91-87
F1	BYU*	L, 81-75
F5	Cincinnati*	L, 93-83
F8	at Baylor*	L, 91-76
F11	#10 Iowa State*	L, 77-65
F15	at Colorado*	L, 76-63
F19	at Oklahoma State*	L, 104-95
F23	Utah*	W, 76-72
F26	Kansas State*	W, 80-76
M1	at TCU*	L, 89-78
M5	Oklahoma State*	W, 83-70
M8	at West Virginia*	L, 72-65
M11	vs. Utah!	W, 87-72
M12	vs. Kansas!	L, 98-94 (OT)
A1	vs. Oregon State$	W, 76-75
A3	vs. Cincinnati$	W, 88-80
A5	vs. Villanova$	W, 104-98 (OT)
A6	vs. Nebraska$	L, 77-66

& Greenbrier Tip-Off - White Sulphur Springs, W.Va.
 # AutoNation Orange Bowl Basketball Classic
** Big 12 Conference Game*
! Big 12 Conference Championship - Kansas City, Mo.
$ College Basketball Crown - Las Vegas, Nev.

All-Time Series History vs. Big 12 Opponents

ARIZONA (0-1, A: 0-1)

Jan. 11, 2025	A	L	88-80

ARIZONA STATE (1-0, A: 1-0)

Jan. 14, 2025	A	W	95-89

BAYLOR (0-2, H: 0-1, A: 0-1)

Jan. 31, 2024	H	L	77-69
Feb. 8, 2025	A	L	91-76

BYU (0-4, H: 0-2, A: 0-1, N: 0-1)

Jan. 13, 2024	H	L	63-58
Feb. 13, 2024	A	L	90-88
Mar. 13, 2024	N	L	87-73
Feb. 1, 2025	H	L	81-75

CINCINNATI (6-18, H: 4-9, A: 1-8, N: 1-1)

Dec. 30, 1983	H	L	62-48
Jan. 23, 2014	A	L	69-51
Feb. 19, 2014	H	L	77-49
March 13, 2014	N	L	61-58
Jan. 25, 2015	H	L	56-46
Feb. 25, 2015	A	L	83-60
Feb. 9, 2016	H	L	69-51
Feb. 8, 2017	A	L	60-50
Feb. 26, 2017	H	W	53-49
Jan. 16, 2018	H	L	49-38
Feb. 6, 2018	A	L	77-40
Feb. 21, 2019	A	L	60-55
March 7, 2019	H	W	58-55
Jan. 11, 2020	H	L	68-54
Feb. 19, 2020	A	W	89-87 (2OT)
Dec. 22, 2020	H	W	75-70
Feb. 14, 2021	A	L	69-68
Feb. 23, 2022	H	W	75-61
Feb. 4, 2023	A	L	73-64
Feb. 19, 2023	H	L	73-71
Jan. 27, 2024	A	L	68-57
Feb. 17, 2024	H	L	76-74
Feb. 5, 2025	H	L	93-83
April 3, 2025	N	W	88-80

COLORADO (2-2, H: 2-0, A: 0-2)

Jan. 3, 2007	A	L	96-87
March 15, 2017	H	W	79-74
Jan. 8, 2025	H	W	75-74
Feb. 15, 2025	A	L	76-63

HOUSTON (11-25, H: 6-11, A: 5-12, N: 0-2)

Jan. 14, 2006	A	W	66-56
Feb. 15, 2006	H	L	78-71
March 9, 2006	N	L	71-52
Jan. 24, 2007	A	L	73-70 (OT)
Feb. 28, 2007	H	W	75-72 (OT)
Feb. 2, 2008	H	L	84-81
March 5, 2008	A	L	73-68
Feb. 4, 2009	H	L	97-69
Feb. 21, 2009	A	L	77-72
Jan. 20, 2010*	A	W	78-71
Feb. 16, 2010*	H	W	68-65
Jan. 8, 2011	A	L	76-71
Jan. 11, 2012	H	W	74-63
Jan. 19, 2013	A	W	79-75 (OT)
Feb. 22, 2014	A	L	88-84
March 7, 2014	H	W	104-83
Jan. 6, 2015	A	W	79-78 (OT)
Feb. 15, 2015	H	W	56-54
Feb. 13, 2016	A	L	82-58
Feb. 24, 2016	H	L	88-61
Jan. 14, 2017	H	W	77-70
Feb. 1, 2017	A	L	82-64
Feb. 3, 2018	H	L	69-65
March 9, 2018	N	L	84-56
Feb. 7, 2019	H	L	77-68
Mar. 2, 2019	A	W	69-64
Jan. 3, 2020	A	L	78-63
Dec. 26, 2020	H	L	63-54
Jan. 17, 2021	A	L	75-58
Jan. 29, 2022	H	L	63-49
Feb. 17, 2022	A	L	70-59
Dec. 31, 2022	A	L	71-65
Jan. 25, 2023	H	L	82-71
Jan. 20, 2024	A	L	57-42
March 6, 2024	H	L	67-59
Jan. 18, 2025	H	L	69-68

IOWA STATE (0-3, H: 0-2, A: 0-1)

March 2, 2024	H	L	60-52
Jan. 21, 2025	A	L	108-83
Feb. 11, 2025	H	L	77-65

KANSAS (1-3, H: 1-1, A: 0-1, N: 0-1)

Jan. 10, 2024	H	W	65-60
Jan. 5, 2025	H	L	99-48
Jan. 28, 2025	A	L	91-87
March 12, 2025	N	L	98-94 (OT)

KANSAS STATE (1-3, H: 1-0, A: 0-2, N: 0-1)

Jan. 6, 2003	A	L	71-59
Nov. 23, 2007	N	L	73-71 (OT)
Jan. 6, 2024	A	L	77-52
Feb. 26, 2025	H	W	80-76

OKLAHOMA STATE (4-1, H: 1-0, A: 1-1, N: 2-0)

Nov. 18, 2022	N	W	60-56 (OT)
Feb. 28, 2024	A	W	77-71
March 12, 2024	N	W	77-62
Feb. 19, 2025	A	L	104-95
March 5, 2025	H	W	83-70

TCU (2-2, H: 1-0, A: 1-1, N: 0-1)

March 28, 2017	N	L	68-53
March 9, 2024	A	W	79-77
Jan. 25, 2025	H	W	85-58
March 1, 2025	A	L	89-78

TEXAS TECH (2-1, H: 1-0, A: 1-1)

Feb. 10, 2024	A	L	66-59
Feb. 24, 2024	H	W	75-61
Dec. 31, 2024	A	W	87-83

UTAH (3-0, H: 1-0, N: 2-0)

Dec. 19, 2006	N	W	67-61
Feb. 23, 2025	H	W	76-72
March 11, 2025	N	W	87-72

WEST VIRGINIA (1-3, H: 1-0, A: 0-2, N: 0-1)

Nov. 24, 2017	N	L	83-45
Jan. 23, 2024	H	W	72-59
Feb. 20, 2024	A	L	77-67
March 8, 2025	A	L	72-65

Knight Nation spilled onto the court as UCF earned a victory over No. 3 Kansas in the Black and Gold's first win in league play as members of the Big 12 Conference. The Knights erased a 16-point deficit, storming back to earn a 65-60 victory. It was the highest ranked opponent UCF had beat in the program's history.

Darius Perry (2020-22) goes up for the two-handed jam in UCF's first home game against a Big 12 foe in program history. He scored 16 points and tallied eight assists in the Knights' 65-62 loss to the Sooners in a game that saw the lead change eight times.

Taylor Hendricks (2022-23) recorded a double-double in the Baha Mar Hoops Bahamas Championship semifinal against Oklahoma State, netting 16 points and grabbing 12 rebounds in the 60-56 victory. It was Hendricks' second double-double in his first four career games as he powered the Knights to their first win over a Big 12 Conference opponent in program history.

Matt Williams (2012-17) led the Knights with 15 points in the team's NIT semifinal contest against TCU in Madison Square Garden. The game was the first against a Big 12 opponent in nearly a decade as UCF was defeated by the Horned Frogs 68-53.

All-Time Series History vs. Non-Big 12 Opponents

AKRON (0-4, H: 0-2, A: 0-2)

Jan. 31, 1985	A	L	61-60 (ot)
Jan. 29, 1986	H	L	81-70
Feb. 11, 1989	H	L	75-71
Feb. 10, 1990	A	L	77-65

ALABAMA (2-3, H: 1-1, A: 1-2)

Jan. 28, 1987	H	L	65-54
Jan. 18, 1998	A	L	86-48
Jan. 19, 1994	A	L	73-70
Dec. 3, 2017	A	W	65-62
Nov. 29, 2018	H	W	70-64

ALABAMA STATE (2-0, H: 2-0)

Nov. 27, 2010*	H	W	84-48
Nov. 13, 2012	H	W	85-56

ALASKA-FAIRBANKS (1-0, A: 1-0)

Nov. 18, 2004	A	W	74-63

ALBANY (1-0, H: 1-0)

Nov. 28, 2009*	H	W	76-72

ALCORN STATE (1-1, H: 1-1)

Dec. 30, 1986	H	L	77-74
Dec. 29, 1991	H	W	96-88

AMERICAN (0-1, N: 0-1)

Dec. 29, 1978	N	L	85-83

APPALACHIAN STATE (0-1, N: 0-1)

Dec. 20, 2006	N	L	75-64

AQUINAS (4-0, H: 4-0)

Jan. 5, 1974	H	W	87-79
Jan. 9, 1976	H	W	101-84
Jan. 10, 1997	H	W	98-81
Jan. 1, 1980	H	W	109-77

ARKANSAS (0-1, A: 0-1)

Nov. 27, 1984	A	L	59-45

ARKANSAS STATE (0-3, H: 0-2, A: 0-1)

Jan. 17, 1991	H	L	82-76
Feb. 14, 1991	A	L	73-48
Feb. 17, 1992	H	L	72-71

ARKANSAS-LITTLE ROCK (1-0, H: 1-0)

Feb. 1, 1992	H	W	79-71

ARMSTRONG ATLANTIC ST. (4-1, H: 3-0, A: 0-1, N: 1-0)

March 4, 1997	N	W	91-82
Jan. 1, 1986	H	W	79-62
Jan. 15, 1987	H	W	89-75
Feb. 3, 1987	A	L	62-61
March 2, 1988	H	W	83-80

ASHLAND (1-0, H: 1-0)

Jan. 4, 1975	H	W	63-58 (ot)

ATLANTA BAPTIST (1-0, A: 1-0)

Feb. 19, 1972	A	W	95-76

ATLANTA CHRISTIAN (1-0, A: 1-0)

Feb. 18, 1972	A	W	96-55

ATLANTIC CHRISTIAN (1-0, H: 1-0)

Jan. 6, 1975	H	W	85-69

AUBURN (2-4, H: 1-3, A: 0-1, N: 1-0)

Dec. 22, 1985	H	L	78-49
Dec. 29, 1988	H	L	95-68
Nov. 14, 1997	H	L	70-63
Nov. 19, 1998	A	L	77-42
Nov. 20, 2009*	N	W	84-74
Nov. 30, 2020	H	W	63-55
Dec. 1, 2021	A	L	85-68

AUGUSTA (2-1, H: 2-0, A: 0-1)

March 3, 1978	H	W	86-66
Dec. 17, 1989	H	W	73-65
Feb. 8, 1990	A	L	73-65

BAPTIST (2-3, H: 1-2, A: 1-1)

Jan. 21, 1985	H	L	69-67 (ot)
Feb. 11, 1985	A	W	55-51
Jan. 27, 1986	H	L	76-67
Feb. 22, 1986	A	L	77-74
Jan. 24, 1989	H	W	73-71

BARRY (1-0, H: 1-0)

Dec. 20, 1998	H	W	73-64

BARUCH (1-0, H: 1-0)

Feb. 20, 1974	H	W	96-54

BELMONT (7-3, H: 4-1, A: 3-2)

Jan. 17, 2002	H	W	76-59
Jan. 26, 2002	A	W	86-78 (ot)
Jan. 30, 2003	H	L	60-58
Jan. 19, 2004	H	W	68-53
Feb. 5, 2004	A	L	77-61
March 5, 2004	A	W	64-62
Jan. 23, 2005	A	L	67-52
Jan. 29, 2005	H	W	60-57
March 4, 2005	A	W	66-61
Dec. 29, 2012	H	W	66-63

BERRY (1-0, H: 1-0)

Dec. 17, 1980	H	W	72-45

BETHUNE-COOKMAN (20-7, H: 17-4, A: 3-3)

Dec. 12, 1982	H	W	79-56
Jan. 3, 1984	H	L	51-48
Feb. 6, 1985	H	L	71-70
Feb. 17, 1986	H	W	78-62
Jan. 29, 1987	A	W	73-62
Feb. 25, 1987	H	W	86-69
Jan. 21, 1988	A	W	68-67
Feb. 24, 1988	H	L	97-73
Jan. 12, 1989	A	L	60-55
Feb. 22, 1989	H	L	82-74
Jan. 25, 1990	A	L	69-64 (ot)
Feb. 23, 1990	H	W	98-83
Dec. 13, 1993	H	W	77-73
Feb. 23, 1994	A	L	90-85
Dec. 7, 1996	H	W	69-57
Nov. 25, 1997	A	W	75-57
Nov. 29, 2005	H	W	61-48
Nov. 21, 2006	H	W	81-46
Dec. 12, 2009*	H	W	63-50
Dec. 11, 2010*	H	W	76-59
Dec. 10, 2011	H	W	53-51
Dec. 12, 2012	H	W	72-62
Nov. 17, 2013	H	W	83-63
Nov. 30, 2014	H	W	75-67
Dec. 22, 2015	H	W	101-96 (ot)
Dec. 21, 2016	H	W	71-41
Dec. 18, 2019	H	W	70-65
Dec. 5, 2021	H	W	81-45

BIRMINGHAM-SOUTHERN (0-1, H: 0-1)

Dec. 30, 2005	H	L	58-50

BLACKBURN (2-0, H: 2-0)

Jan. 8, 1979	H	W	116-75
Dec. 29, 1979	H	W	107-72

BLOOMFIELD (2-0, H: 2-0)

Jan. 18, 1972	H	W	83-61
Jan. 20, 1973	H	W	74-59

BRANDON (1-0, N: 1-0)

Jan. 4, 1991	N	W	98-91

BROWN (1-1, H: 1-1)

Jan. 7, 1985	H	W	51-50
Dec. 28, 2004	H	L	83-82 (ot)

BUCKNELL (0-1, H: 0-1)

Nov. 27, 1987	H	L	87-81

BUFFALO (1-1, H: 1-1)

Jan. 8, 1981	H	W	59-40
Jan. 2, 1993	H	L	72-68

CALIFORNIA BAPTIST (1-0, H: 1-0)

Dec. 1, 2024	H	W	74-59

CALIFORNIA IRVINE (0-1, H: 0-1)

Nov. 18, 2015	H	L	61-60 (ot)

CALIFORNIA STATE - FULLERTON (2-0, H: 1-0, N: 1-0)

Nov. 15, 2018	N	W	68-52
Nov. 16, 2023	H	W	72-44

CALIFORNIA STATE - PA. (1-0, N: 1-0)

Jan. 9, 1981	N	W	58-48

CAMPBELL (20-7, H: 10-4, A: 9-3, N: 1-0)

Feb. 9, 1985	A	W	69-59
Feb. 1, 1986	H	W	68-56
Dec. 19, 1986	H	W	88-82
Dec. 5, 1987	H	L	91-82
Nov. 30, 1991	H	W	82-74
Jan. 30, 1995	A	L	73-61
Feb. 16, 1995	H	W	82-62
Feb. 3, 1996	A	W	79-58
Feb. 10, 1996	H	L	70-69
March 1, 1996	N	W	80-71
Feb. 1, 1997	H	W	84-69
Feb. 8, 1997	A	L	82-76 (ot)
Jan. 24, 1998	H	L	68-64
Feb. 19, 1998	A	W	82-52
Jan. 2, 1999	H	W	76-52
Jan. 7, 1999	A	W	90-79
Jan. 15, 2000	H	W	90-63
Feb. 24, 2000	A	W	77-67
Jan. 11, 2001	A	W	73-60
Feb. 24, 2001	H	L	72-69
Jan. 5, 2002	H	W	99-86 (ot)
Feb. 9, 2002	A	L	86-84
Feb. 4, 2003	A	W	98-69
Dec. 15, 2003	A	W	68-61
Feb. 28, 2004	H	W	106-56
Dec. 16, 2004	H	W	90-73
Feb. 26, 2005	A	W	63-52

CANISIUS (0-1, N: 0-1)

Dec. 28, 1996	N	L	80-55

CATHEDRAL COLLEGE (0-1, A: 0-1)

Dec. 23, 1970	A	L	87-85

CENTENARY (8-6, H: 5-3, A: 3-3)

Jan. 28, 1983	H	L	83-74
Nov. 28, 1983	A	L	63-62
Jan. 11, 1993	A	W	86-73
Feb. 11, 1993	H	W	94-85
Jan. 27, 1994	A	W	89-82
Feb. 28, 1994	H	L	80-76
March 4, 1994	H	W	93-89
Feb. 6, 1995	H	W	101-92
Feb. 11, 1995	A	W	82-77
Jan. 11, 1996	H	L	84-60
Jan. 9, 1997	A	L	64-56
Jan. 12, 1998	H	W	75-53
Jan. 23, 1999	A	L	87-80
Feb. 15, 1999	H	W	59-49

CENTRAL CONNECTICUT STATE (2-0, H: 2-0)

Jan. 3, 1980	H	W	77-69
Jan. 8, 1987	H	W	86-73

CENTRAL MICHIGAN (1-0, N: 1-0)

Dec. 12, 1980	N	W	60-55

CENTRAL MISSOURI STATE (0-1, N: 0-1)

March 5, 1982	N	L	70-62

CHARLOTTE (1-1, N: 1-1)

Jan. 2, 1974	N	L	93-71
Nov. 20, 2023	N	W	74-71 (OT)

CHARLESTON (7-12, H: 3-5, A: 2-7, N: 2-0)

Feb. 1, 1993	A	L	74-65
Feb. 22, 1993	H	L	62-59
Jan. 13, 1994	H	W	80-77
Feb. 12, 1994	A	L	90-66
Jan. 28, 1995	A	L	82-70
Feb. 18, 1995	H	L	67-66
Feb. 1, 1996	A	L	103-61
Feb. 8, 1996	H	L	69-65
Jan. 30, 1997	H	L	87-63
Feb. 6, 1997	A	L	90-61
Jan. 22, 1998	H	L	65-47
Feb. 21, 1998	A	W	70-68 (ot)
Feb. 27, 1998	A	L	81-66
Dec. 12, 2002	H	W	82-64
Nov. 26, 2003	A	L	72-63
Nov. 24, 2011	N	W	74-63
Nov. 18, 2016	A	W	60-40
Nov. 23, 2019	H	W	72-71
Dec. 1, 2019	N	W	77-56

CHARLESTON SOUTHERN (1-0, A: 1-0)

Dec. 1, 1990	A	W	89-76

CHATTANOOGA (0-1, A: 0-1)

March 5, 1977	A	L	88-79

All-Time Series History vs. Non-Big 12 Opponents

CHEYNEY STATE (0-1, N: 0-1)

March 17, 1978	N	L	79-63

CHICAGO (1-0, A: 1-0)

Feb. 5, 1972	A	W	59-57

CHICAGO STATE (3-0, H: 2-0, A: 1-0)

Dec. 13, 2001	H	W	100-67
Dec. 18, 2002	A	W	99-83
Dec. 30, 2008*	H	W	89-75

THE CITADEL (2-1, H: 1-0, A: 1-1)

Feb. 20, 1986	A	L	72-66
Dec. 30, 2002	H	W	65-55
Nov. 28, 2003	A	W	74-60

CLEARWATER CHRISTIAN (3-0, H: 3-0)

Dec. 8, 1973	H	W	132-74
Feb. 5, 1974	H	W	116-55
Dec. 6, 1975	H	W	163-90

CLEMSON (0-1, N: 0-1)

Nov. 26, 1999	N	L	54-48

COASTAL CAROLINA (0-3, H: 0-2, N: 0-1)

Dec. 20, 1986	H	L	72-68
Jan. 7, 1989	H	L	78-77
Dec. 29, 1996	N	L	77-71

COLUMBIA (1-0, H: 1-0)

Jan. 2, 1979	H	W	76-74

COLUMBUS - GA. (1-0, A: 1-0)

Dec. 20, 1977	A	W	74-62

CONNECTICUT (4-12, H: 2-4, A: 1-7, N: 1-1)

March 18, 2005	N	L	77-71
Dec. 28, 2007	H	L	85-82
Dec. 20, 2009	A	L	60-51
Nov. 25, 2011	N	W	68-63
Jan. 11, 2014	A	L	84-61
Feb. 9, 2014	H	L	75-55
Jan. 22, 2015	A	L	67-60
Jan. 31, 2016	H	L	67-41
Mar. 6, 2016	A	L	67-46
Jan. 8, 2017	A	L	64-49
Feb. 11, 2017	H	L	66-63
Jan. 10, 2018	A	L	62-53
Jan. 31, 2018	H	W	70-61
Jan. 5, 2019	A	W	65-53
Jan. 31, 2019	H	W	73-67
Feb. 26, 2020	A	L	81-65

CREIGHTON (0-1, A: 0-1)

March 23, 2011	A	L	82-64

C.W. POST (0-1, N: 0-1)

Jan. 15, 1975	N	L	78-73

DAVIDSON (1-6, H: 0-3, A: 1-2, N: 0-1)

Jan. 28, 1989	H	L	91-83
Feb. 25, 1989	A	L	75-64
Jan. 15, 1990	A	W	53-51
Feb. 24, 1990	H	L	83-74
Dec. 28, 1995	N	L	90-51
Nov. 26, 2014	H	L	95-69
Nov. 14, 2015	A	L	90-85

DAYTON (0-2, A: 0-2)

Dec. 17, 1984	A	L	71-61
Dec. 3, 1988	A	L	109-77

DAYTONA ALL-STARS (1-0, H: 1-0)

1969-70	H	W	91-72

DELAWARE (0-1, H: 0-1)

Dec. 1, 1991	H	L	92-79

DELAWARE STATE (1-0, H: 1-0)

Jan. 10, 1987	H	W	70-58

DEPAUL (0-1, H: 0-1)

Dec. 30, 1990	H	L	81-78 (ot)

DETROIT (1-1, H: 1-0, A: 0-1)

Dec. 17, 2014	H	W	75-70
Dec. 19, 2015	A	L	95-89

DICKINSON (2-0, H: 2-0)

Jan. 10, 1976	H	W	82-58
Jan. 8, 1980	H	W	86-70

DRAKE (1-0, N: 1-0)

Nov. 22, 2009*	N	W	59-50

DREXEL (0-2, H: 0-1, A: 0-1)

Dec. 22, 1989	H	L	83-72
March 14, 2012	A	L	81-56

DUKE (0-1, N: 0-1)

March 24, 2019	N	L	77-76

DUQUESNE (0-1, N: 0-1)

Nov. 25, 2000	N	L	90-79

EAST CAROLINA (30-9, H: 14-3, A: 13-4, N: 3-2)

Dec. 30, 2000	H	W	88-81
Nov. 24, 2001	A	W	82-72
Jan. 25, 2006	A	W	64-59
Feb. 22, 2006	H	W	69-49
March 8, 2006	N	W	65-52
Feb. 7, 2007	A	W	67-49
March 3, 2007	H	W	77-64
Jan. 19, 2008	A	W	71-66
Feb. 20, 2008	H	W	110-75
Feb. 7, 2009	A	L	89-75
March 7, 2009*	H	W	74-71
Feb. 2, 2010*	A	W	67-56
March 2, 2010	H	L	68-66
Jan. 19, 2011	H	L	74-62
Feb. 5, 2011	A	L	68-61
March 9, 2011	N	L	75-60
Jan. 7, 2012	A	W	81-63
Feb. 28, 2012	H	W	64-55
Jan. 12, 2013	A	L	88-85 (ot)
Feb. 9, 2013	H	W	83-73
Feb. 7, 2015	A	L	67-49
Feb. 28, 2015	H	L	71-66
March 12, 2015	N	L	81-80 (ot)
Jan. 2, 2016	A	W	71-68
Jan. 16, 2016	H	W	89-69
Jan. 3, 2017	H	W	48-45
Feb. 18, 2017	A	W	61-58
Dec. 31, 2017	A	W	59-39
Mar. 8, 2018	N	W	66-52
Jan. 13, 2019	H	W	76-65
Feb. 6, 2020	A	W	68-64
Mar. 8, 2020	H	W	94-62
Jan. 27, 2021	H	W	71-64
Mar. 4, 2021	A	W	64-60
Mar. 11, 2021	N	W	72-62
Jan. 18, 2022	A	W	92-85 (ot)
Feb. 20, 2022	H	W	69-66
Jan. 4, 2023	A	W	64-61
Mar. 5, 2023	H	W	84-58

EASTERN ILLINOIS (0-2, H: 0-1, N: 0-1)

March 18, 1978	N	L	77-67
Jan. 2, 1985	H	L	97-79

EASTERN KENTUCKY (0-2, H: 0-1, A: 0-1)

Dec. 3, 1994	A	L	75-74 (ot)
Dec. 17, 1995	H	L	79-72

ECKERD (18-2, H: 10-1, A: 7-1, N: 1-0)

Feb. 4, 1976	A	W	95-69
Feb. 11, 1976	H	W	113-85
Jan. 12, 1977	H	W	1110-87
Feb. 7, 1977	H	W	100-79
Jan. 28, 1978	A	W	109-81
Feb. 14, 1978	H	W	100-67
Jan. 27, 1979	H	L	71-70
Feb. 20, 1979	A	W	84-82
Jan. 26, 1980	H	W	68-55
Feb. 13, 1980	A	W	78-77
Jan. 24, 1981	A	W	97-73
Feb. 11, 1981	H	W	107-77
Jan. 12, 1982	H	W	99-74
Feb. 5, 1982	A	W	74-66
Jan. 31, 1983	A	W	83-81
Feb. 21, 1983	H	W	70-64
Feb. 25, 1983	N	W	66-57
Jan. 27, 1984	A	L	67-62
Feb. 18, 1984	H	W	87-62
Nov. 20, 2014	H	W	64-55

EDWARD WATERS (5-2, H: 5-2)

Dec. 2, 1974	H	W	96-79
Jan. 28, 1975	H	L	81-78
Jan. 21, 1976	H	W	116-81
Jan. 5, 1978	H	W	102-92
Dec. 11, 1979	H	W	113-94
Nov. 22, 1980	H	L	89-87
Nov. 24, 1981	H	W	103-71

ELMHURST (2-0, H: 1-0, A: 1-0)

Dec. 21, 1972	A	W	84-80
Jan. 10, 1979	H	W	121-89

EMBRY-RIDDLE (3-0, H: 2-0, A: 1-0)

Nov. 17, 1970	H	W	111-37
Dec. 2, 1970	A	W	101-75
Dec. 1, 1971	H	W	118-79

EVANSVILLE (2-0, H: 1-0, A: 1-0)

Nov. 20, 2021	A	W	75-59
Nov. 23, 2022	H	W	76-56

FLAGLER (10-0, H: 7-0, A: 3-0)

Nov. 26, 1976	H	W	89-62
Jan. 17, 1977	A	W	129-79
Nov. 30, 1977	H	W	84-56
Feb. 2, 1978	A	W	88-64
Nov. 28, 1978	A	W	102-91
Jan. 26, 1979	H	W	118-77
Feb. 10, 1987	H	W	79-63
Feb. 1, 1988	H	W	77-70
Feb. 1, 1989	H	W	70-60
Dec. 10, 1999	H	W	109-86

FLORIDA (2-10, A: 1-8, N: 1-2)

Nov. 24, 1984	A	L	106-55
Nov. 26, 1985	A	L	86-57
Dec. 10, 1986	A	L	89-64
Dec. 20, 1993	A	L	83-69
Nov. 22, 1996	A	L	80-63
Nov. 18, 1997	A	L	100-85
Dec. 4, 2003	N	L	59-39
Dec. 3, 2005	A	L	80-47
Dec. 20, 2008	N	L	89-61
Dec. 1, 2010*	N	W	57-54
Nov. 23, 2012	A	L	79-66
Mar. 15, 2023	A	W	67-49

FLORIDA A&M (9-6, H: 7-1, A: 2-5)

Feb. 1, 1974	A	L	88-77
Feb. 5, 1975	A	L	85-82
March 4, 1978	H	W	85-78
Dec. 5, 1984	A	W	67-62
Jan. 17, 1985	H	W	70-63
Jan. 7, 1986	A	L	84-75
Jan. 20, 1986	H	L	105-91
Jan. 11, 1990	A	L	99-82
Feb. 15, 1990	H	W	55-49
Dec. 16, 1992	A	W	68-66
Jan. 13, 1993	H	W	62-52
Dec. 8, 2001	H	W	101-76
Dec. 7, 2002	A	L	55-54
Jan. 5, 2013	H	W	99-69
Dec. 21, 2023	H	W	69-56

All-Time Series History vs. Non-Big 12 Opponents

FLORIDA ATLANTIC (23-10, H: 13-4, A: 10-6)

Dec. 8, 1992	A	W	79-62
Feb. 6, 1993	A	W	91-80
Dec. 15, 1993	H	W	100-74
Jan. 19, 1994	A	W	79-59
Jan. 9, 1995	H	W	68-62
Feb. 22. 1995	A	W	75-64
Jan. 25, 1996	H	W	79-68
Feb. 24, 1996	A	L	88-71
Jan. 23, 1997	A	L	78-55
Feb. 22, 1997	H	L	81-66
Jan. 31, 1998	A	W	81-72
Feb. 5, 1998	H	W	88-67
Jan. 20, 1999	A	W	82-72
Feb. 20. 1999	H	W	84-57
Jan. 26, 2000	A	W	84-68
Feb. 5, 2000	H	W	86-59
Jan. 23, 2001	H	W	89-79
Feb. 2, 2001	A	L	62-55
Dec. 1, 2001	A	L	78-66
Jan. 22, 2002	H	W	62-56
Jan. 4, 2003	H	W	80-69
March 1, 2003	A	W	82-75
Jan. 14, 2004	A	W	70-52
Jan. 28, 2004	H	W	75-66
Jan. 13, 2005	A	W	73-70
Jan. 20, 2005	H	L	73-61
Dec. 13, 2005	A	L	59-54
Dec. 9, 2006	H	W	87-65
Dec. 3, 2013	A	L	75-64
Dec. 13, 2014	H	L	54-41
Dec. 12, 2015	H	W	75-61
Nov. 11, 2018	H	L	80-79
Nov. 12, 2024	H	W	100-94

FLORIDA BIBLE (6-0, H: 2-0, A: 4-0)

Dec. 11, 1970	A	W	116-71
Jan. 11, 1971	H	W	99-71
Dec. 3, 1971	A	W	99-63
Jan. 7, 1972	A	W	123-62
Nov. 30, 1972	A	W	98-45
Feb. 3, 1973	H	W	94-72

FLORIDA GULF COAST (1-0, H: 1-0)

Dec. 21, 2002	H	W	68-63

FIU (13-13, H: 10-5, A: 3-8)

Nov. 28, 1981	A	W	70-62
Dec. 15, 1981	H	W	68-67
Dec. 4, 1982	H	W	84-60
Feb. 28, 1997	H	W	102-87
Jan. 23, 1988	H	W	93-82
Feb. 13, 1988	A	L	94-86
Feb. 7, 1989	H	L	105-103 (2ot)
Feb. 18, 1989	A	L	90-86
Jan. 20, 1990	H	L	77-64
Feb. 17, 1990	A	L	74-63
Jan. 29, 1991	H	W	86-80
Feb. 25, 1991	A	L	70-62
Dec. 16, 1991	H	W	102-85
Feb. 3, 1993	H	L	77-72
Feb. 27, 1993	A	W	74-60
Jan. 3, 1994	H	W	82-81
Feb. 21, 1994	A	W	79-75
Jan. 7, 1995	H	W	97-85
Feb. 9, 1995	A	L	84-61
Jan. 27, 1996	H	L	83-78
Feb. 22, 1996	A	L	93-86
Jan. 25, 1997	A	L	96-55
Feb. 20, 1997	H	L	91-75
Jan. 29, 1998	A	L	95-86
Feb. 7, 1998	H	W	86-83
Nov. 6, 2023	H	W	85-62

FLORIDA MEMORIAL (8-0, H: 8-0)

Dec. 22, 1975	H	W	97-60
Jan. 16, 1976	H	W	110-92
Jan. 31, 1977	H	W	135-88
Jan. 14, 1978	H	W	106-73
Dec. 9, 1978	H	W	112-84
Dec. 4, 1979	H	W	116-70
Dec. 6, 1980	H	W	92-66
Dec. 1, 1981	H	W	114-79

FLORIDA SOUTHERN (11-14, H: 6-7, A: 5-7)

Dec. 3, 1974	A	L	90-80
Jan. 31, 1976	H	W	92-76
Feb. 21, 1976	A	W	72-68
Jan. 22, 1977	H	W	77-69
Feb. 12, 1977	H	W	104-83
Jan. 24, 1978	H	W	78-75
Feb. 11, 1978	A	W	97-90
Jan. 20, 1979	A	W	80-69
Feb. 15, 1979	H	L	102-90
Jan. 21, 1980	A	L	96-90
Feb. 9, 1980	H	L	101-92
Feb. 29, 1980	A	L	71-64
Jan. 21, 1981	H	L	56-50
Feb. 7, 1981	A	W	83-81
Feb. 28, 1981	A	L	86-77
March 7, 1981	H	L	73-71
Jan. 22, 1982	H	L	57-53
Feb. 15, 1982	A	L	112-95
Jan. 14, 1983	H	L	90-77
Feb. 7, 1983	H	W	66-57
Feb. 26, 1983	A	L	93-74
Jan. 10, 1984	A	W	69-58
Feb. 3, 1984	H	W	66-62
Nov. 30, 1984	H	L	53-50
Dec. 12, 1985	A	L	97-73

FLORIDA STATE (2-11, H: 1-3, A: 1-8)

Nov. 28, 1980	A	L	57-41
Nov. 26, 1983	A	L	96-65
Jan. 1, 1986	A	L	76-58
Jan. 26, 1987	A	L	76-57
Dec. 29, 1987	H	L	101-67
Jan. 28, 1988	A	L	93-69
Nov. 25, 1988	A	L	133-79
Dec. 28, 1988	H	L	97-64
Nov. 14, 2011	A	L	73-50
Nov. 13, 2013	H	L	80-68
Dec. 6, 2014	A	L	96-73
Dec. 19, 2020	A	W	86-74
Nov. 11, 2022	H	W	68-54

FLORIDA TECH (25-2, H: 17-1, A: 8-1)

Jan. 23, 1971	A	L	109-91
Feb. 13, 1971	A	W	101-75
Jan. 14, 1972	H	W	125-66
Jan. 28, 1972	A	W	68-60
Jan. 27, 1973	A	W	81-63
Feb. 10, 1973	H	W	81-78
1973-74	H	W	94-64
Feb. 9, 1974	H	W	101-69
Jan. 18, 1975	H	W	100-69
Feb. 14, 1975	H	W	103-76
Feb. 19, 1977	H	W	123-96
Jan. 17, 1979	H	W	113-108
Dec. 10, 1979	H	W	122-63
Jan. 23, 1980	A	W	130-83
Jan. 14, 1981	H	W	81-65
1981-82	A	W	87-71
Feb. 2, 1982	A	W	71-58
Feb. 22, 1982	H	W	81-69
Jan. 18, 1983	H	W	78-65
Feb. 11, 1983	A	W	85-70
Jan. 13, 1984	A	W	109-63
Feb. 7, 1984	H	W	66-46
Feb. 21, 1987	H	W	79-72
Feb. 27, 1988	H	L	98-83
Nov. 24, 2006	H	W	81-37
Dec. 12, 2008*	H	W	110-68
Dec. 1, 2012	H	W	90-62

FORDHAM (2-0, H: 2-0)

Jan. 8, 1983	H	W	80-66
Dec. 29, 2004	H	W	65-61

FORT LAUDERDALE (4-1, H: 3-0, A: 1-1)

Feb. 25, 1970	A	L	89-85
Nov. 20, 1970	A	W	78-77
Jan. 16, 1971	H	W	63-61
Jan. 17, 1973	H	W	64-63
1973-74	H	W	99-63

FRANCIS MARION (1-0, A: 1-0)

Jan. 10, 1981	A	W	47-38

FURMAN (2-0, H: 1-0, A: 1-0)

Dec. 1, 1979	A	W	84-77
Dec. 29, 2010*	H	W	71-53

GARDNER-WEBB (6-1, H: 3-1, A: 2-0, N: 1-0)

Feb. 8, 2003	H	W	82-59
Dec. 17, 2003	A	W	71-60
Feb. 26, 2004	H	W	87-79 (ot)
Dec. 2, 2004	H	L	67-55
Feb. 24, 2005	A	W	58-55
March 5, 2005	N	W	63-54
Nov. 15, 2017	H	W	68-65

GEORGE MASON (0-2, H: 0-1, A: 0-1)

Nov. 23, 1985	H	L	74-58
Dec. 14, 1987	A	L	113-86

GEORGETOWN (0-1, N: 0-1)

Nov. 24, 2000	N	L	77-65

GEORGE WASHINGTON (0-2, H: 0-1, A: 0-1)

Dec. 29, 2015	H	L	67-50
Dec. 15, 2016	A	L	74-59

GEORGIA (0-4, H: 0-3, A: 0-1)

Dec. 6, 1986	A	L	91-68
Dec. 9, 1989	H	L	92-62
Dec. 8, 1994	H	L	83-52
Dec. 19, 1995	H	L	103-54

GEORGIA COLLEGE (2-1, H: 2-0, A: 0-1)

Dec. 18, 1971	H	W	77-68
Jan. 22, 1972	A	L	73-69
Feb. 9, 1973	H	W	92-89

GEORGIA SOUTHERN (4-1, H: 3-0, A: 1-1)

Dec. 14, 1982	A	L	44-41
Nov. 30, 1985	A	W	73-71
Feb. 14, 1987	H	W	61-59
Dec. 2, 2014	H	W	61-59
Dec. 11, 2018	H	W	95-88

GEORGIA SOUTHWESTERN (1-1, H: 1-1)

Feb. 6, 1975	H	L	66-56
Feb. 26, 2013	H	W	65-50

GEORGIA STATE (15-13, H: 9-4, A: 5-9, N: 1-0)

Feb. 29, 1974	A	L	66-63
Dec. 13, 1975	H	L	73-71
Dec. 16, 1976	H	W	91-76
Jan. 1, 1977	A	W	74-68
Dec. 21, 1991	H	W	95-94 (ot)
Jan. 2, 1992	A	L	80-71
Jan. 8, 1994	A	L	72-63
Feb. 3, 1994	H	W	74-72
Jan. 12, 1995	A	W	68-61
Jan. 26, 1995	H	W	93-77
Jan. 20, 1996	A	W	95-75
Jan. 18, 1997	H	W	85-68
Jan. 5, 1998	A	L	76-70
Jan. 4, 1999	H	W	86-70
Jan. 9, 1999	A	L	81-76
Feb. 26, 1999	N	W	67-60
Jan. 13, 2000	H	W	72-67
Feb. 26, 2000	A	L	78-73
Jan. 13, 2001	A	L	97-75
Feb. 22, 2001	H	L	90-85
Jan. 7, 2002	H	L	92-84 (ot)
Feb. 7, 2002	A	W	83-73
March 1, 2002	H	L	82-64
Jan. 25, 2003	A	W	81-74 (2ot)
Jan. 3, 2004	H	W	70-60
Feb. 21, 2004	A	L	63-61
Jan. 3, 2005	A	L	76-63
Feb. 19, 2005	H	W	70-65

GRAMBLING (1-1, H: 1-1)

Dec. 21, 1992	H	L	85-81
Dec. 8, 2018	H	W	70-45

GREEN BAY (1-0, H: 1-0)

Dec. 10, 2019	H	W	79-66

GREENSBORO (3-0, H: 2-0, A: 1-0)

Dec. 19, 1970	H	W	82-78
Dec. 17, 1971	H	W	95-86
Jan. 24, 1972	A	W	90-89

HAMPTON (0-2, H: 0-1, A: 0-1)

Jan. 31, 2001	H	L	78-74 (ot)
Nov. 19, 2001	A	L	73-72

HARTFORD (1-2, H: 1-1, A: 0-1)

Dec. 13, 1986	A	L	73-52
Dec. 28, 1994	H	L	69-62
Dec. 3, 2011	H	W	67-48

All-Time Series History vs. Non-Big 12 Opponents

HARVARD (0-1, N: 0-1)

Nov. 26, 2011	N	L	59-49

HAWAII PACIFIC (1-0, A: 1-0)

Nov. 26, 2000	A	W	80-67

HAWTHORNE (1-0, H: 1-0)

Jan. 26, 1972	H	W	117-83

HOLY CROSS 0-0 (1-0, H: 1-0)

Jan. 6, 2009*	H	W	70-57

HIGH POINT (1-0, H: 1-0)

Nov. 18, 2011	H	W	84-72

HOMESTEAD AIR FORCE (1-1, H: 1-0, A: 0-1)

Nov. 21, 1970	A	L	113-109
Feb. 5, 1971	H	W	123-87

HOWARD (4-2, H: 4-0, A: 0-1, N: 0-1)

Feb. 3, 1986	H	W	73-70
March 2, 1987	A	L	86-67
Dec. 16, 1989	N	L	81-65
Nov. 17, 2009*	H	W	68-59
Dec. 28, 2012	H	W	62-45
Dec. 11, 2013	H	W	79-64

ILLINOIS (1-0, H: 1-0)

Mar. 22, 2017	H	W	68-58

ILLINOIS-BENEDICTINE (1-0, H: 1-0)

Jan. 4, 1972	H	W	73-60

ILLINOIS-CHICAGO (2-2, H: 2-0, A: 0-2)

Dec. 11, 1976	H	W	93-57
Dec. 15, 1989	A	L	86-66
Dec. 11, 2014	A	L	71-60
Dec. 5, 2015	H	W	88-58

ILLINOIS STATE (3-0, H: 1-0, A: 2-0)

Mar. 20, 2017	A	W	63-62
Dec. 21, 2018	H	W	77-56
Nov. 17, 2019	A	W	67-65

INDIANA STATE (1-0, N: 1-0)

Dec. 1, 2002	N	W	50-49

IOWA (0-1, A: 0-1)

Dec. 14, 1988	A	L	102-68

JACKSON STATE (1-0, H: 1-0)

Nov. 15, 2010*	H	W	80-39

JACKSONVILLE (15-12, H: 11-4, A: 3-8, N: 1-0)

Dec. 5, 1972	A	L	70-50
Jan. 14, 1985	A	L	64-49
Dec. 14, 1985	A	L	67-47
Jan. 18, 1988	A	L	92-76
Jan. 11, 1992	H	L	78-74
Feb. 8, 1992	A	L	78-73
Jan. 14, 1999	H	W	74-58
Feb. 18, 1999	A	W	65-60
Jan. 19, 2000	A	W	79-70
Jan. 29, 2000	H	W	65-57
Jan. 20, 2001	H	L	58-54
Jan. 29, 2001	A	L	74-65
Nov. 29, 2001	H	W	73-72
Feb. 23, 2002	H	L	82-80 (ot)
Jan. 20, 2003	H	W	72-48
Feb. 13, 2003	A	L	80-75
Jan. 11, 2004	A	W	63-51
Feb. 12, 2004	H	W	78-69
March 4, 2004	N	W	71-63
Jan. 9, 2005	H	W	75-57
Feb. 12, 2005	A	L	83-82 (ot)
Nov. 27, 2006	H	W	99-62
Dec. 30, 2009	H	L	61-51
Dec. 17, 2013	H	W	104-64
Nov. 16, 2021	H	W	63-54
Dec. 6, 2023	H	W	94-52
Dec. 21, 2024	H	W	86-66

JACKSONVILLE STATE (10-4, H: 3-1, A: 4-3, N: 3-0)

Jan. 4, 1996	A	W	93-73
Jan. 2, 1997	H	L	74-74
Jan. 17, 1998	A	W	89-80
Jan. 30, 1999	A	W	82-64
Jan. 10, 2000	A	L	90-83 (ot)
Feb. 17, 2000	H	W	68-64
March 3, 2000	N	W	74-55
Jan. 6, 2001	H	W	72-58
Feb. 17, 2001	A	L	69-60
Feb. 28, 2001	N	W	100-57
Dec. 17, 2001	A	L	72-69
Feb. 16, 2002	H	W	68-50
Jan. 23, 2003	A	W	68-66
March 6, 2003	N	W	68-51

JONES (1-0, H: 1-0)

Dec. 9, 1969	H	W	111-47

KENTUCKY (0-1, A: 0-1)

Jan. 3, 2006	A	L	59-57

KNOXVILLE (1-0, N: 1-0)

Dec. 19, 1977	N	W	95-85

LAKE FOREST (2-0, A: 2-0)

Feb. 7, 1972	A	W	82-64
Dec. 19, 1972	A	W	80-65

LAMAR (1-3, H: 1-0, A: 0-3)

Dec. 12, 1977	A	L	65-62 (ot)
Jan. 10, 1991	A	L	100-66
Feb. 9, 1991	H	W	89-72
Dec. 18, 1991	A	L	95-89

LASALLE (0-1, N: 0-1)

Nov. 29, 1986	N	L	68-43

LAWRENCE (2-0, H: 1-0, A: 1-0)

Dec. 20, 1976	A	W	102-80
Dec. 17, 1977	H	W	100-77

LIBERTY (2-1, H: 2-1)

Jan. 5, 1989	H	L	83-76
March 2, 1990	H	W	86-79
Dec. 29, 2009*	H	W	82-58

LIPSCOMB (4-1, H: 3-0, A: 1-1)

Jan. 17, 2004	H	W	68-58
Feb. 7, 2004	A	W	73-57
Jan. 25, 2005	A	L	64-63
Jan. 31, 2005	H	W	67-58
Dec. 2, 2023	H	W	72-57

LONG ISLAND (4-0, H: 4-0)

Feb. 3, 1988	H	W	90-80
March 3, 1990	H	W	105-91
Dec. 2, 1991	H	W	113-84
Dec. 31, 2007	H	W	78-69

LOUISIANA-LAFAYETTE (2-9, H: 2-4, A: 0-5)

Dec. 29, 1984	H	L	88-55
Dec. 7, 1985	A	L	85-47
Jan. 14, 1989	H	L	81-79
Jan. 8, 1990	A	L	71-61
Jan. 26, 1991	A	L	109-88
Feb. 23, 1991	H	L	94-85
Jan. 18, 1992	H	L	87-70
Feb. 6, 1992	A	L	77-72
Dec. 11, 2007	H	W	65-52
Dec. 15, 2010*	H	W	79-58
Dec. 21, 2011	A	L	61-60

LSU (0-1, N: 0-1)

Nov. 24, 2024	N	L	109-102 (3OT)

LOUISIANA TECH (0-4, H: 0-1, A: 0-2, N: 0-1)

Jan. 19, 1991	H	L	80-63
Feb. 16, 1991	A	L	65-53
March 1, 1991	N	L	89-57
Jan. 25, 1992	A	L	78-61

LOUISVILLE (0-3, H: 0-1, A: 0-2)

Dec. 15, 1999	A	L	78-58
Dec. 31, 2013	H	L	90-65
Feb. 1, 2014	A	L	87-70

MAINE (5-1, H: 4-0, A: 0-1, N: 1-0)

Dec. 30, 1974	H	W	69-57
Nov. 24, 1990	H	W	86-79
Dec. 30, 1992	H	W	78-67
Dec. 30, 1993	A	L	101-97
Nov. 30, 2002	N	W	72-55
Dec. 18, 2023	H	W	74-51

MAINE MACHIAS (1-0, H: 1-0)

Jan. 6, 1982	H	W	119-65

MALONE (1-0, H: 1-0)

Dec. 12, 1978	H	W	79-74

MARIETTA (1-0, H: 1-0)

Jan. 6, 1981	H	W	88-55

MARIST (1-1, H: 1-0, A: 0-1)

Dec. 28, 2000	H	W	78-67
Dec. 22, 2001	A	L	78-63

MARITIME COLLEGE (1-0, A: 1-0)

Dec. 21, 1970	A	W	103-83

MARQUETTE (0-1, A: 0-1)

Dec. 23, 1997	A	L	85-58

MARSHALL (6-10, H: 5-3, A: 1-7)

Jan. 11, 2006	H	L	73-69
March 1, 2006	A	L	73-61
Jan. 13, 2007	A	W	78-71
Feb. 10, 2007	H	W	75-58
Feb. 6, 2008	H	W	77-63
Feb. 23, 2008	A	L	71-66
Jan. 25, 2009*	H	W	87-69
Feb. 28, 2009	A	L	67-62
Jan. 13, 2010	H	L	81-75
Feb. 27, 2010	A	L	121-115 (3ot)
Jan. 5, 2011*	H	W	65-58
March 5, 2011	A	L	83-69
Jan. 14, 2012	A	L	65-64
Feb. 8, 2012	H	W	67-60
Feb. 2, 2013	A	L	75-71
Deb. 20, 2013	H	L	82-70

MARYLAND (0-1, A: 0-1)

Feb. 16, 1987	A	L	73-55

MARYLAND-EASTERN SHORE (3-0, H: 3-0)

Jan. 9, 1985	H	W	70-58
Jan. 12, 1987	H	W	100-70
Dec. 10, 2016	H	W	76-58

MASSACHUSETTS (4-1, H: 2-0, A: 2-0, N: 0-1)

March 14, 1996	N	L	92-70
Nov. 13, 2009*	H	W	84-67
Dec. 22, 2010*	A	W	64-59
Dec. 8, 2015	H	W	67-63
Dec. 3, 2016	A	W	65-62

MIT (1-0, H: 1-0)

Jan. 8, 1974	H	W	91-70

MASSEY TECH (1-0, A: 1-0)

Nov. 21, 1969	A	W	99-38

MCCOY AIR FORCE BASE (2-2, H: 1-1, A: 1-1)

Dec. 5, 1969	A	W	104-66
1969-70	H	W	99-65
Jan. 29, 1971	H	L	104-97
Feb. 19, 1971	A	L	111-93

MCDILL AIR FORCE BASE (2-0, H: 2-0)

Jan. 6, 1971	H	W	102-73
Nov. 30, 1971	H	W	112-45

MCNEESE STATE (1-2, H: 1-1, A: 0-1)

Dec. 22, 1992	H	L	77-73
Nov. 20, 1997	H	W	67-51
Dec. 15, 1998	A	L	65-61

MEDGAR EVERS (2-0, H: 2-0)

Feb. 21, 1974	H	W	85-79
Dec. 18, 1975	H	W	131-70

All-Time Series History vs. Non-Big 12 Opponents

MEMPHIS (8-31, H: 6-8, A: 1-20, N: 1-3)

Jan. 10, 1973	A	L	124-75
Dec. 10, 1975	A	L	76-57
Nov. 27, 1976	A	L	84-53
Jan. 28, 2006	A	L	94-61
Jan. 31, 2007	H	L	87-65
Feb. 9, 2008	A	L	85-64
Jan. 10, 2009	H	L	73-66
Feb. 10, 2010	A	L	76-70
Jan. 26, 2011	A	L	77-61
Feb. 9, 2011	H	L	63-62
Jan. 18, 2012	H	W	68-67
Feb. 28, 2012	A	L	84-55
March 9, 2012	A	L	83-52
Feb. 13, 2013	A	L	93-71
March 2, 2013	H	L	76-67
Jan. 29, 2014	H	L	69-59
Feb. 12, 2014	A	L	76-70
Jan. 17, 2015	A	L	99-79
Feb. 22, 2015	H	L	75-65 (OT)
Jan. 26, 2016	H	L	97-86
Feb. 17, 2016	A	L	73-56
Jan. 22, 2017	A	L	70-65
Feb. 4, 2017	H	W	72-57
Mar. 10, 2017	N	W	84-54
Jan. 3, 2018	H	W	65-56
Feb. 11, 2018	A	W	68-64
Jan. 27, 2019	A	L	77-57
Feb. 16, 2019	H	W	79-72
Mar. 15, 2019	N	L	79-55
Jan. 29, 2020	H	L	59-57
Feb. 1, 2021	A	L	96-69
Feb. 3, 2021	A	L	75-61
Mar. 12, 2021	N	L	70-62
Jan. 12, 2022	H	W	74-64
Feb. 5, 2022	A	L	88-60
Mar. 11, 2022	N	L	85-69
Jan. 11, 2023	H	W	107-104 (2OT)
Feb. 16, 2023	A	L	64-63
Mar. 10, 2023	N	L	81-76

MERCER (18-13, H: 8-7, A: 6-6, N: 4-0)

Dec. 2, 1985	H	L	81-67
Feb. 25, 1985	A	L	69-62
Dec. 6, 1990	H	W	111-74
Dec. 14, 1992	H	L	81-78
Feb. 15, 1993	A	L	93-84
Jan. 15, 1994	H	L	67-58
Feb. 10, 1994	A	W	85-79
March 3, 1994	H	W	90-68
Jan. 19, 1995	H	L	82-79 (ot)
Feb. 25, 1995	A	W	92-90
Jan. 18, 1996	H	L	67-65
March 2, 1996	N	W	86-77
Jan. 16, 1997	A	W	77-60
Jan. 3, 1997	A	W	82-72
Feb. 4, 1999	H	W	69-64
Jan. 5, 2000	H	W	93-77
Feb. 10, 2000	A	L	67-66
March 3, 2000	N	W	84-79
Dec. 2, 2000	A	L	69-68
Feb. 10, 2001	H	L	82-74
Jan. 12, 2002	A	W	81-71
Feb. 2, 2002	H	W	86-53
Jan. 13, 2003	A	L	85-63
Feb. 22, 2003	H	L	69-66
March 7, 2003	N	W	79-59
Jan. 4, 2004	H	W	60-56
Feb. 19, 2004	A	W	83-58
Jan. 5, 2005	A	L	80-71
Feb. 17, 2005	H	W	79-65
March 3, 2005	N	W	81-68
Nov. 10, 2017	H	W	88-79

MERRIMACK (1-0, H: 1-0)

Jan. 4, 1984	H	W	67-56

MIAMI (FLA.) (3-10, H: 0-5, A: 2-5, N: 1-0)

Nov. 28, 1986	A	L	64-54
March 5, 1988	A	L	100-80
Dec. 11, 1998	A	L	66-56
Nov. 19, 1999	H	L	81-54
Dec. 9, 2000	A	L	83-72
Dec. 27, 2002	H	L	62-51
Dec. 18, 2010*	N	W	84-78
Dec. 18, 2012	H	L	72-50
Nov. 21, 2013	A	W	63-58
Nov. 12, 2019	H	L	79-70
Nov. 13, 2021	A	W	95-89
Nov. 27, 2022	H	L	66-64
Nov. 10, 2023	A	L	88-72

MIAMI (OHIO) (1-1, H: 1-0, A: 0-1)

Nov. 28, 2015	A	L	64-63
Dec. 18, 2016	H	W	80-73

MICHIGAN (1-1, H: 1-0, A: 0-1)

Dec. 6, 2020	A	L	80-58
Dec. 30, 2021	H	W	85-71

MICHIGAN STATE (0-1, A: 0-1)

Nov. 27, 1998	A	L	87-64

MIDDLE TENNESSEE (2-1, H: 1-1, A: 1-0)

Dec. 23, 1999	H	W	88-77
Dec. 12, 2000	A	W	68-64
Nov. 20, 2012	H	L	75-61

MILTON (1-0, N: 1-0)

Dec. 19, 1976	N	W	79-61

MILWAUKEE (1-2, H: 1-1, A: 0-1)

Dec. 15, 1990	A	L	86-84
Jan. 31, 1991	H	L	88-87
Nov. 27, 2024	H	W	84-76

MILWAUKEE ENGINEERING (1-0, H: 1-0)

Dec. 17, 1981	H	W	97-57

MINNESOTA (0-1, A: 0-1)

Dec. 12, 2006	A	L	74-63

MISSISSIPPI (OLE MISS) (1-4, H: 0-2, A: 1-2)

Dec. 8, 2007	H	L	76-67
Nov. 26, 2008	A	L	78-46
Jan. 5, 2010	A	L	84-56
Dec. 14, 2022	A	W	72-61
Dec. 10, 2023	H	L	70-68

MISSISSIPPI STATE (1-0, N: 1-0)

Nov. 17, 2016	N	W	86-61

MISSOURI (0-3, H: 0-1, A: 0-1, N: 0-1)

Nov. 30, 2017	H	L	62-59
Dec. 2, 2018	A	L	64-62 (OT)
Dec. 17, 2022	N	L	68-66

MISSOURI BAPTIST (2-0, H: 2-0)

Jan. 5, 1977	H	W	95-70
Jan. 4, 1979	H	W	129-70

MISSOURI-KANSAS CITY (2-0, H: 1-0, A: 1-0)

Dec. 4, 2004	H	W	62-56
Dec. 18, 2004	A	W	57-56

MONMOUTH-ILL. (2-0, H: 2-0)

Dec. 9, 1980	H	W	89-74
Dec. 8, 1982	H	W	89-66

MONMOUTH (1-0, H: 1-0)

Feb. 6, 1988	H	W	74-71

MOREHEAD STATE (0-1, N: 0-1)

Nov. 30, 2008	N	L	71-65

MOREHOUSE (1-0, H: 1-0)

March 6, 1981	H	W	94-77

MOUNT SAINT MARY'S (0-1, H: 0-1)

March 3, 1989	H	L	99-92

NAVY (1-1, H: 1-0, A: 0-1)

Dec. 22, 2002	A	L	68-56
Dec. 6, 2003	H	W	80-52

NEBRASKA (1-1, N: 1-1)

Nov. 23, 2017	N	W	68-59
April 6, 2025	N	L	77-66

NEVADA (1-1, H: 1-0, A: 0-1)

Nov. 11, 2007	H	W	63-60
Dec. 16, 2007	A	L	86-74

NEW COLLEGE (2-0, H: 2-0)

Feb. 21, 1970	H	W	117-64
Dec. 13, 1970	H	W	98-35

NEW HAMPSHIRE (1-0, H: 1-0)

Jan. 24, 1973	H	W	97-87

NJIT (3-0, H: 3-0)

Dec. 29, 2006	H	W	75-63
Dec. 30, 2007	H	W	82-50
Dec. 7, 2019	H	W	78-65

NEW MEXICO (1-1, A: 1-1)

Dec. 16, 1978	A	L	124-92
Nov. 22, 2008*	A	W	72-71

NEW MEXICO STATE (1-0, N: 1-0)

Nov. 21, 2004	N	W	62-58

NEW ORLEANS (0-5, H: 0-2, A: 0-2, N: 0-1)

Jan. 23, 1991	A	L	72-64
Feb. 21, 1991	H	L	77-65
Jan. 8, 1992	A	L	76-60
Feb. 15, 1992	H	L	94-64
March 5, 1992	N	L	66-47

NEW YORK TECH (1-0, H: 1-0)

Jan. 16, 1974	H	W	80-67

NEWBERRY (1-0, H: 1-0)

Dec. 1, 2009*	H	W	80-62

NIAGARA (2-1, H: 1-0, A: 1-0, N: 0-1)

Nov. 25, 2002	H	W	94-69
Dec. 22, 2003	A	W	69-67
Nov. 21, 2009	N	L	63-43

NICHOLLS (3-1, H: 2-0, A: 1-1)

Jan. 26, 1985	H	W	71-70
March 2, 1985	A	L	64-59
Jan. 21, 1989	A	W	62-61
Nov. 14, 2016	H	W	80-56

NORFOLK STATE (2-0, H: 2-0)

Dec. 16, 2005	H	W	63-47
Nov. 16, 2007	H	W	78-64

NORTH ALABAMA (1-0, H: 1-0)

Dec. 22, 2021	H	W	75-64

NORTH CAROLINA (0-2, A: 0-2)

Dec. 2, 1989	A	L	92-42
Dec. 7, 1991	A	L	101-72

NORTH CAROLINA A&T (1-0, H: 1-0)

Dec. 11, 2021	H	W	83-68

UNC-ASHEVILLE (3-1, H: 3-1)

1972-73	H	W	88-84
Jan. 7, 1978	H	W	88-70
Dec. 18, 1990	H	W	91-76
Nov. 7, 2022	H	L	98-95 (2OT)

UNC-GREENSBORO (3-2, H: 3-0, A: 0-2)

Dec. 9, 1991	A	L	66-63
Jan. 4, 1992	H	W	71-57
Dec. 18, 1992	A	L	78-66
Jan. 4, 1993	H	W	72-66
Nov. 21, 2015	H	W	65-54

UNC-WILMINGTON (1-2, H: 0-1, A: 0-1, N: 1-0)

Nov. 28, 1998	N	W	61-50
Dec. 21, 1999	H	L	74-60
Dec. 21, 2000	A	L	61-56

NORTH CAROLINA A&T (2-0, H: 2-0)

Nov. 16, 2008	H	W	81-62
Dec. 13, 2011*	H	W	77-65

NORTH CAROLINA COLLEGE (0-1, H: 0-1)

Nov. 27, 1970	H	L	93-87

NC STATE (0-2, H: 0-1, A: 0-1)

Jan. 15, 1996	H	L	81-74
Dec. 19, 1996	A	L	70-52

NORTH FLORIDA (1-0, H: 1-0)

Dec. 29, 2005	H	W	69-57

NORTH GEORGIA (3-1, H: 2-0, A: 1-1)

Jan. 21, 1972	A	L	87-86
Jan. 19, 1973	H	W	95-80
Jan. 31, 1973	A	W	86-79
1973-74	H	W	84-65

NORTH PARK (1-0, H: 1-0)

Dec. 16, 1982	H	W	67-54

NORTHEASTERN (0-1, H: 0-1)

Dec. 19, 1987	H	L	76-79 (ot)

All-Time Series History vs. Non-Big 12 Opponents

NORTHERN ILLINOIS (1-1, H: 1-0, A: 0-1)

Feb. 16, 1988	A	L	94-86
Feb. 13, 1989	H	W	96-89

NORTHERN IOWA (0-2, H: 0-1, A: 0-1)

Dec. 2, 1995	H	L	95-78
Dec. 21, 1995	A	L	76-71

NORTHERN KENTUCKY (1-0, H: 1-0)

Nov. 24, 2018	H	W	66-53

NORTHWOOD (1-0, H: 1-0)

Jan. 4, 1977	H	W	115-74

NOTRE DAME (0-1, A: 0-1)

Dec. 6, 2009	A	L	90-72

NOVA SOUTHEASTERN (3-0, H: 3-0)

Dec. 3, 1996	H	W	79-54
Dec. 13, 1997	H	W	86-62
Nov. 22, 2005	H	W	86-67

OHIO (0-2, H: 0-1, A: 0-1)

Dec. 28, 1998	H	L	94-66
Dec. 13, 1999	A	L	77-57

OHIO STATE (0-1, A: 0-1)

Dec. 19, 1984	A	L	83-59

OKLAHOMA (1-2, H: 1-1, A: 0-1)

Dec. 21, 2019	A	L	53-52
Nov. 27, 2021	H	L	65-62
Feb. 3, 2024	H	W	74-63

OLD DOMINION (2-1, H: 1-0, A: 1-0, N: 0-1)

Nov. 27, 1999	N	L	61-57
Nov. 17, 2011	H	W	61-53
Dec. 14, 2012	A	W	75-71

OREGON (0-1, A: 0-1)

March 19, 2023	A	L	68-54

OREGON STATE (1-0, N: 1-0)

April 1, 2025	N	W	76-75

ORLANDO GATORS (1-0, H: 1-0)

Dec. 14, 1970	H	W	94-79

OTTERBEIN (0-1, A: 0-1)

Dec. 6, 1983	A	L	66-57

PALM BEACH (1-0, H: 1-0)

Nov. 22, 1969	H	W	93-71

PALM BEACH ATLANTIC (9-2, H: 5-2, A: 4-0)

Dec. 3, 1969	A	W	78-58
Jan. 31, 1970	H	L	74-73
Nov. 28, 1970	H	L	83-80
Dec. 12, 1970	A	W	78-65
Feb. 20, 1971	H	W	89-67
Dec. 4, 1971	H	W	87-63
Jan. 8, 1972	A	W	110-75
Dec. 2, 1972	A	W	85-74
Jan. 13, 1973	H	W	106-56
Nov. 27, 1995	H	W	101-74
Jan. 30, 2012	H	W	84-69

PATRICK AIR FORCE BASE (4-1, H: 4-1)

Dec. 12, 1969	H	W	71-60
Jan. 17, 1970	H	L	75-68
Jan. 4, 1970	H	W	112-75
Jan. 15, 1971	H	W	97-95
Dec. 11, 1971	H	W	107-63

PENNSYLVANIA (1-2, H: 1-1, N: 0-1)

Dec. 29, 2008*	H	W	81-64
Dec. 12, 2016	H	L	58-49
Nov. 28, 2019	N	L	68-67

PENN STATE (1-0, N: 1-0)

Nov. 25, 2007	N	W	70-59

PEPPERDINE (1-0, N: 1-0)

Nov. 29, 2019	N	W	78-65

PIEDMONT (1-0, A: 1-0)

Feb. 1, 1973	A	W	108-57

PITTSBURGH (0-1, N: 0-1)

March 19, 2004	N	L	55-44

PRAIRIE VIEW A&M (1-0, H: 1-0)

Nov. 9, 2019	H	W	73-69

PRESBYTERIAN (1-0, H: 1-0)

Nov. 28, 2007	H	W	80-53

PRINCETON (1-0, H: 1-0)

Dec. 30, 2010*	H	W	68-62

PUERTO RICO-MAYAGUEZ (3-0, H: 3-0)

Nov. 16, 2001	H	W	92-58
Nov. 23, 2003	H	W	92-59
Nov. 24, 2004	H	W	92-57

PURDUE (0-1, N: 0-1)

March 17, 1994	N	L	98-67

PURDUE FORT WAYNE (1-0, H: 1-0)

Nov. 8, 2024	H	W	75-68

QUEENS - N.C. (0-1, H: 0-1)

Nov. 26, 1989	H	L	73-68

RACINE (1-0, A: 1-0)

Dec. 22, 1972	A	W	58-51

RADFORD (1-0, H: 1-0)

Dec. 31, 1991	H	W	81-76

RENESSELEAR TECH (0-1, H: 0-1)

Jan. 6, 1973	H	L	69-63 (3ot)

RHODE ISLAND (2-0, H: 2-0)

March 21, 2011*	H	W	66-54
Dec. 30, 2011	H	W	65-54

RICE (9-5, H: 4-2, A: 5-2, N: 0-1)

Dec. 13, 1977	A	L	65-63
Feb. 25, 2006	A	W	77-64
Jan. 20, 2007	H	W	72-67
Feb. 17, 2007	A	W	74-63
March 8, 2007	N	L	53-51
Feb. 16, 2008	A	W	60-53
March 1, 2008	H	W	68-60
Jan. 17, 2009*	A	W	77-52
Feb. 25, 2009	H	L	69-66
Jan. 9, 2010*	H	W	77-58
March 6, 2010*	A	W	66-59
Jan. 22, 2011	H	L	57-50
Feb. 22, 2012	A	L	83-74
Jan. 23, 2013	H	W	78-67

RIDER (2-0, H: 2-0)

Dec. 17, 1986	H	W	73-66
Nov. 6, 2018	H	W	84-70

RIO GRANDE (2-0, H: 2-0)

Dec. 16, 1975	H	W	101-88
Dec. 21, 2013	H	W	86-58

ROBERT MORRIS (1-0, H: 1-0)

Nov. 10, 2021	H	W	69-59

ROLLINS (26-15, H: 14-5, A: 10-6, N: 2-4)

Dec. 6, 1971	A	L	82-73
Feb. 5, 1973	H	L	80-79 (ot)
Jan. 26, 1974	A	L	71-69 (ot)
Feb. 1, 1975	H	W	75-70
Feb. 22, 1975	A	L	101-92
Feb. 7, 1976	A	W	94-77
Feb. 24, 1976	H	W	95-78 (ot)
March 12, 1976	N	L	101-91
Jan. 15, 1977	H	L	58-53
Feb. 26, 1977	A	L	71-64
Jan. 21, 1978	A	W	81-71
Feb. 8, 1978	H	W	76-72
Feb. 22, 1978	N	W	103-66
Feb. 3, 1979	H	W	73-72
Feb. 12, 1979	H	L	110-89
Feb. 25, 1979	N	L	90-86
Feb. 2, 1980	A	W	72-70
Feb. 20, 1980	H	W	69-63
Feb. 24, 1980	N	L	81-73
Jan. 31, 1981	H	W	105-77
Feb. 18, 1981	A	W	56-48
Jan. 19, 1982	A	W	79-72
Feb. 12, 1982	H	W	75-73
Feb. 26, 1982	N	W	95-87
Jan. 11, 1983	A	W	93-68
Feb. 5, 1983	A	W	93-76
Jan. 31, 1984	H	W	96-65
Feb. 20, 1984	A	W	81-67
Feb. 19, 1985	H	W	91-74
Jan. 25, 1986	A	W	70-68
Jan. 21, 1987	H	L	80-74
Feb. 20, 1988	A	L	98-82
Feb. 4, 1989	N	L	88-73
Jan. 31, 1990	H	L	64-62
Jan. 5, 1991	A	L	78-70
Feb. 4, 1991	H	W	83-63
Nov. 30, 1993	H	W	72-57
Nov. 29, 1994	A	W	76-67
Nov. 13, 1998	H	W	104-98
Nov. 18, 2005	H	W	68-58
Nov. 15, 2006	H	W	83-80 (ot)

RUTGERS (1-1, H: 1-0, A: 0-1)

Jan. 15, 2014	A	L	85-75
Feb. 26, 2014	H	W	67-65

SACRED HEART (1-0, H: 1-0)

Dec. 15, 2019	H	W	76-65

ST. BERNARD (1-0, H: 1-0)

Dec. 4, 1975	H	W	100-87

ST. BONAVENTURE (1-0, H: 1-0)

March 16, 2011*	H	W	69-54

ST. FRANCIS - N.Y. (1-0, H: 1-0)

Jan. 16, 1988	H	W	80-79

ST. JOHN'S (0-1, N: 0-1)

Nov. 26, 2017	N	L	46-43

SAINT JOSEPH'S (1-0, N: 1-0)

Nov. 16, 2018	N	W	77-57

ST. LEO (22-4, H: 12-3, A: 9-1, N: 1-0)

Dec. 12, 1972	A	W	68-55
Feb. 13, 1973	H	L	110-82
Dec. 5, 1973	H	W	65-49
Feb. 12, 1974	A	L	96-72
Jan. 25, 1975	H	L	85-84
Feb. 11, 1975	H	W	63-42
Jan. 27, 1976	H	W	80-56
Feb. 26, 1976	A	W	105-85
Jan. 29, 1977	A	W	79-72
Feb. 23, 1977	H	W	80-74 (3ot)
Jan. 31, 1978	H	W	68-53
Feb. 18, 1978	A	W	79-61
Feb. 21, 1978	N	W	89-60
Jan. 30, 1979	A	W	96-95 (ot)
Feb. 17, 1979	H	W	89-85
Feb. 24, 1979	H	W	85-70
Jan. 30, 1980	H	W	83-51
Feb. 16, 1980	A	W	72-62
Jan. 28, 1981	A	W	96-60
Feb. 14, 1981	H	W	111-73
Jan. 26, 1982	H	W	95-58
Feb. 17, 1982	A	W	74-54
Jan. 21, 1983	H	W	70-61
Feb. 14, 1983	H	W	71-58
Jan. 17, 1984	H	L	62-60
Feb. 10, 1984	A	W	75-53

ST. MARY'S - MD. (1-0, H: 1-0)

Jan. 14, 1982	H	W	83-68

ST. MICHAEL'S (1-0, H: 1-0)

Jan. 10, 1980	H	W	90-64

SAINT PETER'S (1-0, H: 1-0)

Dec. 4, 1987	H	W	67-63

ST. THOMAS (21-5, H: 11-1, A: 9-3, N: 1-1)

Feb. 3, 1972	A	W	73-60
Dec. 1, 1972	A	L	99-75
Jan. 12, 1974	H	W	85-73
Dec. 13, 1974	A	L	98-87
Feb. 25, 1975	H	W	47-45
Jan. 24, 1976	H	W	79-70
Feb. 17, 1976	A	W	82-67
Feb. 5, 1977	A	W	80-71
Feb. 16, 1977	A	W	61-52
Jan. 17, 1978	A	W	64-46
Feb. 4, 1978	H	W	76-68
Jan. 23, 1979	H	W	95-83
Feb. 7, 1979	A	W	103-92
Jan. 19, 1980	H	W	101-66
Feb. 6, 1980	A	W	89-75
Dec. 17, 1981	A	W	74-73
Feb. 4, 1981	H	W	95-83
Feb. 27, 1981	N	W	72-68
Jan. 30, 1982	A	L	81-79
Feb. 20, 1982	H	W	70-63
Feb. 27, 1982	N	L	68-66

All-Time Series History vs. Non-Big 12 Opponents

Jan. 29, 1983	H	W	75-64
Feb. 19, 1983	H	L	62-61
Jan. 24, 1984	A	W	48-44
Dec. 18, 1997	H	W	94-60
Nov. 12, 2011	H	W	74-61

SAM HOUSTON (1-2, H: 1-0, A: 0-1, N: 0-1)

Dec. 21, 2005	N	L	68-63
Jan. 5, 2008	A	L	60-58 (ot)
Jan. 3, 2009	H	W	86-70

SAMFORD (7-17, H: 6-5, A: 0-10, N: 1-2)

Dec. 8, 1981	A	L	73-71
Feb. 5, 1990	H	L	86-60
Dec. 20, 1990	A	L	70-61
Jan. 7, 1993	A	L	65-52
Jan. 20, 1993	H	L	69-63
Jan. 6, 1994	A	L	63-48
Feb. 5, 1994	H	W	80-70
Jan. 14, 1995	A	L	74-73
Jan. 6, 1996	A	L	92-78
Jan. 4, 1997	H	L	68-65
Jan. 15, 1998	H	L	78-66
Feb. 26, 1998	N	W	94-70
Jan. 28, 1999	A	L	70-58
Feb. 27, 1999	N	L	89-61
Jan. 8, 2000	A	L	75-67
Feb. 19, 2000	H	W	71-68 (OT)
March 4, 2000	N	L	78-69
Jan. 8, 2001	H	L	76-62
Feb. 15, 2001	A	L	72-71 (OT)
Dec. 19, 2001	A	L	59-58
Feb. 14, 2002	H	W	72-56
Feb. 28, 2002	H	W	84-74
Feb. 1, 2003	H	W	58-52
Dec. 4, 2022	H	W	80-77 (OT)

SAN DIEGO (1-0, H: 1-0)

March 11, 1978	H	W	77-71

SANTA CLARA (1-0, N: 1-0)

Nov. 20, 2022	N	W	57-50

SAVANNAH STATE (1-2, H: 1-1, A: 0-1)

Nov. 30, 1981	H	W	81-67
Nov. 20, 1982	H	L	65-60
Dec. 12, 1983	A	L	57-53

SEATTLE (1-0, H: 1-0)

Nov. 26, 2016	H	W	67-51

SHIPPENSBURG STATE (1-0, H: 1-0)

Jan. 6, 1979	H	W	97-67

SLIPPERY ROCK (0-1, N: 0-1)

Jan. 6, 1990	N	L	85-75

SMU (12-14, H: 8-4, A: 2-9, N: 2-1)

Feb. 18, 2006	A	L	77-55
Jan. 17, 2007	H	W	64-56
Jan. 26, 2008	A	L	69-67 (ot)
Jan. 28, 2009*	H	W	70-45
Jan. 27, 2010	A	L	65-43
March 10, 2010*	N	W	69-53
March 2, 2011*	H	W	51-48
Feb. 4, 2012	A	W	59-52
Jan. 26, 2013	H	W	74-65
Jan. 18, 2014	H	L	58-46
March 1, 2014	A	L	70-55
Jan. 11, 2015	H	L	70-61
Jan. 31, 2015	A	L	75-56
Jan. 10, 2016	A	L	88-73
Jan. 25, 2017	H	L	65-60
Mar. 11, 2017	N	L	70-59
Dec. 27, 2017	A	L	56-51
Feb. 17, 2018	H	W	52-37
Feb. 10, 2019	A	W	71-65
Feb. 24, 2019	H	W	95-48
Jan. 8, 2019	A	L	81-74
Mar. 4, 2020	H	W	61-58
Jan. 23, 2021	H	L	78-65
Jan. 2, 2022	A	L	72-60
Jan. 8, 2023	H	W	85-53
Mar. 9, 2023	N	W	76-70

SOUTH ALABAMA (0-6, H: 0-3, A: 0-3)

Dec. 6, 1984	A	L	83-66
Dec. 19, 1985	H	L	64-46
Jan. 24, 1987	A	L	101-69
Jan. 11, 1988	H	L	99-72
Jan. 28, 1992	H	L	107-88
Feb. 24, 1992	A	L	93-78

SOUTH CAROLINA (0-2, A: 0-2)

Dec. 15, 1984	A	L	89-46
Jan. 18, 1986	A	L	79-73

SOUTH CAROLINA STATE (1-1, H: 1-0, N: 0-1)

Nov. 28, 1999	N	L	71-70
Dec. 21, 2017	H	W	89-64

SOUTH DAKOTA STATE (4-1, H: 1-1, A: 1-0, N: 2-0)

Feb. 21, 2005	H	W	82-72
Jan. 18, 2006	H	L	69-64
Jan. 6, 2007	A	W	72-61
Nov. 29, 2008*	N	W	66-64
Nov. 19, 2023	N	W	83-80

SOUTH FLORIDA (21-27, H: 12-9, A: 8-16, N: 1-2)

Feb. 22, 1972	A	L	115-96
Dec. 11, 1972	H	L	100-88
Dec. 3, 1973	A	L	96-76
Nov. 30, 1974	H	W	75-74
Feb. 17, 1975	A	L	120-87
Nov. 29, 1975	H	L	94-76
Nov. 29, 1976	A	W	66-57
Jan. 26, 1978	A	W	79-57
Feb. 6, 1986	A	L	81-65
Feb. 17, 1987	A	L	86-71
Dec. 12, 1992	A	L	92-81
Jan. 26, 1993	H	L	77-72
Feb. 7, 1994	H	W	89-85 (ot)
Dec. 10, 1994	A	L	89-64
Dec. 11, 1995	H	L	92-82
Dec. 14, 1996	A	L	66-47
Dec. 30, 1997	N	L	73-72
Dec. 17, 1998	N	L	69-55
Dec. 3, 1999	H	L	79-55
Dec. 15, 2000	A	L	85-55
Jan. 29, 2002	H	L	84-79
Dec. 1, 2007	A	L	75-67
Dec. 6, 2008*	H	W	71-63
Dec. 16, 2009	A	L	66-59
Nov. 18, 2010*	H	W	65-59
Nov. 10, 2012	A	W	74-56
Jan. 2, 2013	H	L	65-56
Feb. 5, 2014	H	L	79-78 (ot)
Feb. 15, 2014	A	W	75-74
Feb. 11, 2015	H	W	73-62
Mar. 4, 2015	A	L	74-45
Jan. 6, 2016	H	W	75-64
Jan. 20, 2016	A	W	64-54
Jan. 17, 2017	H	W	86-64
Mar. 2, 2017	A	W	59-56
Jan. 20, 2018	A	W	71-69
Fb. 14, 2018	H	W	72-57
Feb. 13, 2019	H	W	78-65
Feb. 27, 2019	A	W	75-63
Jan. 18, 2020	H	W	55-54
Feb. 1, 2020	A	L	64-48
Jan. 2, 2021	A	L	68-61
Feb. 17, 2021	H	W	81-65
Jan. 15, 2022	A	L	75-51
Feb. 3, 2022	H	W	68-49
Mar. 10, 2022	N	W	60-58
Jan. 21, 2023	A	L	85-72
Feb. 22, 2023	H	L	82-75

SOUTH JERSEY (1-0, A: 1-0)

Dec. 22, 1970	A	W	96-80

SOUTHEAST MISSOURI STATE (0-1, N: 0-1)

March 4, 1982	N	L	60-55

SOUTHEASTERN LOUISIANA (8-3, H: 5-3, A: 2-0, N: 1-0)

Jan. 14, 1989	H	L	81-79
Nov. 23, 1990	H	W	84-74
Jan. 29, 1994	A	W	92-80
Feb. 26, 1994	H	W	84-72
Feb. 4, 1995	H	L	91-90
Jan. 13, 1996	H	L	95-84
Feb. 29, 1996	N	W	83-80
Jan. 11, 1997	A	W	92-89 (ot)
Dec. 4, 2010*	H	W	74-49
Dec. 22, 2014	H	W	70-65
Dec. 12, 2017	H	W	61-53

SOUTHERN (1-2, H: 1-1, A: 0-1)

Jan. 28, 1993	A	L	127-91
Feb. 24, 1993	H	L	127-100
Dec. 9, 2017	H	W	76-60

SOUTHERN BENEDICTINE (1-0, H: 1-0)

Dec. 8, 1977	H	W	64-61

SOUTHERN ILLINOIS (0-1, H: 0-1)

Dec. 31, 1984	H	L	76-65

SOUTHERN MISS (5-8, H: 4-1, A: 1-5, N: 0-2)

Feb. 8, 2006	A	L	59-51
Feb. 21, 2007	H	W	59-56
Jan. 8, 2008	A	W	52-41
March 13, 2008	N	L	68-62
Jan. 21, 2009*	H	W	73-61
March 11, 2009	N	L	77-53
Feb. 20, 2010	A	L	68-58
Jan. 15, 2011	A	L	86-69
Feb. 26, 2011*	H	W	65-64
Jan. 28, 2012	H	L	78-65
Feb. 11, 2012	A	L	78-74
Feb. 6, 2013	H	W	60-58
March 9, 2013	A	L	70-62

SOUTHWEST GEORGIA (0-2, H: 0-1, A: 0-1)

Dec. 5, 1970	H	L	85-76
Feb. 8, 1971	A	L	84-72

SPRING HILL (0-1, A: 0-1)

Dec. 16, 1973	A	L	90-76

STANFORD (0-1, H: 0-1)

Dec. 29, 1990	H	L	89-80

STETSON (31-16, H: 18-9, A: 12-7, N: 1-0)

Jan. 3, 1974	A	L	86-68
Dec. 13, 1980	N	W	75-73 (2ot)
Dec. 29, 1983	H	L	74-58
Feb. 16, 1985	H	L	71-64
Feb. 23, 1985	A	W	66-60
Feb. 15, 1986	H	L	87-81
March 5, 1986	A	L	87-59
Jan. 18, 1993	A	L	98-91
March 2, 1993	H	L	95-82
Dec. 22, 1994	A	W	96-91 (ot)
Feb. 19, 1994	H	W	82-77
March 5, 1994	H	W	70-67
Jan. 5, 1995	A	L	83-80 (ot)
Jan. 21, 1995	H	L	78-65
Feb. 5, 1996	A	W	75-66
Feb. 17, 1996	H	W	73-62
Feb. 3, 1997	H	L	71-59
Feb. 15, 1997	A	L	85-70
Feb. 2, 1998	H	W	77-74
Feb. 14, 1998	A	W	88-84
Jan. 16, 1999	H	W	84-65
Feb. 9, 1999	A	W	80-68
Feb. 22, 2000	A	L	88-86
Jan. 31, 2000	H	L	75-61
Jan. 17, 2001	H	L	77-68
Jan. 27, 2001	A	L	83-65
Jan. 2, 2002	H	W	75-69
Feb. 21, 2002	A	W	78-65
Jan. 18, 2003	H	W	82-70
Feb. 15, 2003	A	W	90-82
Jan. 9, 2004	A	W	71-58
Feb. 14, 2004	H	W	74-54
Jan. 11, 2005	H	W	70-66
Feb. 10, 2005	A	W	71-62
Nov. 26, 2005	H	W	74-66
Nov. 18, 2006	H	W	73-60
Nov. 23, 2010*	A	W	85-58
Dec. 29, 2011	H	W	80-70
Dec. 20, 2012	H	W	83-66
Dec. 7, 2013	H	W	77-58
Nov. 16, 2014	H	W	64-55
Dec. 2, 2015	A	W	94-85
Nov. 30, 2016	H	W	81-45
Dec. 19, 2017	A	W	74-55
Dec. 16, 2018	H	W	90-65
Dec. 21, 2022	H	W	73-58
Nov. 26, 2023	H	L	85-82

SUNY-NEW PALTZ (1-0, H: 1-0)

Jan. 25, 1971	H	W	96-88

TAMPA (2-2, H: 2-0, A: 0-1, N: 0-1)

Jan. 20, 1984	A	L	64-59
Feb. 13, 1984	H	W	72-62
Feb. 25, 1984	N	L	53-52
Nov. 8, 2013	H	W	97-72

TARLETON STATE (2-0, H: 2-0)

Dec. 11, 2022	H	W	75-49
Dec. 8, 2024	H	W	66-51

All-Time Series History vs. Non-Big 12 Opponents

TEMPLE (7-12, H: 4-5, A: 2-7, N: 1-0)

Jan. 4, 2014	H	W	78-76
March 4, 2014	A	L	86-78 (OT)
March 12, 2014	N	W	94-90 (2OT)
Jan. 4, 2015	A	L	84-78
Jan. 28, 2015	H	L	86-62
Feb. 6, 2016	H	L	62-60
Feb. 27, 2016	A	L	63-61
Dec. 31, 2016	H	W	77-53
Feb. 22, 2017	A	W	71-69
Jan. 7, 2018	H	W	60-39
Feb. 25, 2018	A	L	75-56
Jan. 2, 2019	H	W	78-73
Mar. 9, 2019	A	L	67-62
Dec. 31, 2019	H	L	62-58
Jan. 14, 2021	A	L	62-55
Dec. 15, 2021	A	W	65-48
Jan. 5, 2022	H	L	66-62
Jan. 28, 2023	H	L	77-70 (OT)
Mar. 2, 2023	A	L	57-55

TENNESSEE (0-1, H: 0-1)

Dec. 29, 1986	H	L	81-62

TENNESSEE-MARTIN (1-1, H: 1-0, A: 0-1)

Dec. 15, 2002	A	L	63-58
Dec. 30, 2003	H	W	80-68

TENNESSEE TECH (2-2, H: 1-1, A: 0-1, N: 1-0)

Jan. 30, 1985	A	L	70-55
Dec. 10, 1985	H	L	77-62
Dec. 21, 2006	N	W	73-66
Nov. 19, 2024	H	W	80-69

TENNESSEE TEMPLE (1-0, H: 1-0)

Nov. 30, 1996	H	W	89-85

TENNESSEE WESLEYAN (1-0, H: 1-0)

Dec. 2, 1976	H	W	108-107 (ot)

TEXAS (1-0, A: 1-0)

Jan. 17, 2024	A	W	77-71

TEXAS A&M (1-0, H: 1-0)

Nov. 4, 2024	H	W	64-61

TEXAS PAN-AM (5-0, H: 3-0, A: 2-0)

Jan. 12, 1991	A	W	81-80
Feb. 7, 1991	H	W	68-61
Jan. 16, 1992	A	W	59-51
Feb. 26, 1992	H	W	73-72
Dec. 30, 2006	H	W	88-62

TEXAS WESLEYAN (2-0, H: 2-0)

Jan. 9, 1989	H	W	82-77
Nov. 29, 1989	H	W	80-79

TOLEDO (0-2, H: 0-1, A: 0-1)

Dec. 2, 1988	A	L	92-51
Nov. 29, 1997	H	L	69-64

TOWSON (0-1, H: 0-1)

Jan. 3, 1983	H	L	80-57

TRANSYLVANIA (1-0, H: 1-0)

Dec. 14, 1973	H	W	55-38

TROY (8-11, H: 3-6, A: 3-3, N: 2-2)

Dec. 3, 1982	H	L	84-81
Jan. 10, 1998	H	W	82-65
Feb. 6, 1999	H	W	107-82
Feb. 25, 1999	N	W	66-55
Dec. 30, 1999	H	L	74-73
Feb. 12, 2000	A	L	85-73
Jan. 2, 2001	A	L	79-64
Feb. 8, 2001	H	L	74-69
March 1, 2001	N	L	89-68
Jan. 10, 2002	A	L	85-74
Feb. 4, 2002	H	L	64-58
Jan. 11, 2003	A	W	76-61
Feb. 20, 2003	H	L	77-72
March 8, 2003	N	L	80-69
Jan. 23, 2004	A	W	74-72
Jan. 31, 2004	H	L	76-64
March 6, 2004	N	W	60-55
Jan. 16, 2005	H	W	87-76
Feb. 4, 2005	A	W	77-73

TULANE (19-6, H: 9-1, A: 10-4, N: 0-1)

Dec. 8, 1983	A	L	82-54
Nov. 29, 2002	A	W	66-61
Feb. 11, 2006	H	W	72-51
Feb. 14, 2007	A	L	86-80
Feb. 27, 2008	H	W	80-63
Jan. 31, 2009*	A	W	79-74 (ot)
Feb. 13, 2010*	H	W	62-54
Feb. 16, 2011*	A	W	65-62
Jan. 4, 2012	H	W	60-53
Jan. 30, 2013	A	W	58-50
Jan. 14, 2015	H	W	103-100 (3ot)
Feb. 19, 2015	A	W	69-55
Feb. 4, 2016	A	W	70-62
Mar. 2, 2016	H	W	73-65
Mar. 10, 2016	N	L	65-63
Dec. 28, 2016	A	W	85-72
Mar. 4, 2018	H	W	60-51
Jan. 23, 2019	A	W	75-50
Jan. 14, 2020	A	W	74-55
Feb. 22, 2020	H	L	75-74
Feb. 12, 2021	H	W	53-49
Feb. 20, 2021	A	W	84-81
Jan. 22, 2022	H	W	68-66
Mar. 3, 2022	A	L	82-67
Jan. 14, 2023	A	L	77-69

TULSA (15-15, H: 12-3, A: 2-12, N: 1-0)

Dec. 19, 1981	A	L	69-58
Dec. 4, 1989	A	L	78-48
Jan. 21, 2006	H	W	45-44
Feb. 3, 2007	H	W	63-53
Feb. 24, 2007	A	L	66-64
Jan. 12, 2008	H	W	97-91 (3ot)
March 8, 2008*	A	L	71-53
Feb. 14, 2009*	H	W	74-72
March 4, 2009	A	L	79-70
Jan. 16, 2010	A	L	90-70
Jan. 30, 2010	H	L	55-50
Feb. 12, 2011*	H	W	58-57
Jan. 25, 2012	A	L	66-61
Feb. 23, 2013	H	W	83-75
Dec. 31, 2014	H	L	56-54
Jan. 24, 2016	A	L	75-60
Feb. 21, 2016	H	L	75-67
Jan. 28, 2017	A	L	77-66
Feb. 14, 2017	H	W	71-53
Feb. 21, 2018	A	L	70-61
Jan. 19, 2019	H	W	64-62
Feb. 9, 2020	H	W	83-75
Feb. 29, 2020	A	L	65-54
Feb. 6, 2021	A	W	65-58
Mar. 2, 2021	H	W	73-69
Feb. 14, 2022	H	W	76-67
Mar. 6, 2022	A	L	73-72
Feb. 11, 2023	H	W	96-52
Feb. 26, 2023	A	W	68-49
Dec. 14, 2024	N	W	88-75

UAB (5-7, H: 2-4, A: 2-3, N: 1-0)

Feb. 4, 2006	H	L	75-68
Jan. 10, 2007	A	L	74-64 (ot)
Jan. 30, 2008	H	L	88-81
Jan. 13, 2009	A	L	60-52
Feb. 24, 2010	H	L	53-49
Jan. 29, 2011	H	L	74-69
Feb. 19, 2011	A	L	63-58
Jan. 21, 2012	A	W	48-41
March 3, 2012	H	W	71-63
March 8, 2012	N	W	64-54
Jan, 9, 2013	H	W	64-48
March 6, 2013	A	W	74-70

UMBC (1-1, H: 1-0, A: 0-1)

Dec. 12, 1987	A	L	85-57
Jan. 14, 1988	H	W	98-69

UNION (1-0, H: 1-0)

Jan. 4, 1982	H	W	78-46

UNLV (0-2, H: 0-1, A: 0-1)

Dec. 30, 1994	H	L	103-90 (ot)
Dec. 30, 1995	A	L	74-53

UPSALA (1-0, H: 1-0)

Nov. 19, 1977	H	W	102-77

URBANA (3-0, H: 3-0)

Dec. 15, 1979	H	W	98-59
Dec. 12, 1981	H	W	83-73
Dec. 14, 1983	H	W	63-50

USC UPSTATE (1-0, H: 1-0)

Nov. 23, 2014	H	W	76-69

U.S. INTERNATIONAL (0-2, H: 0-1, A: 0-1)

Dec. 2, 1987	H	L	78-75
Feb. 10, 1988	A	L	96-79

UTAH STATE (1-0, N: 1-0)

Nov. 20, 2004	N	W	55-52

UTEP (5-5, H: 3-1, A: 2-3, N: 0-1)

Dec. 15, 1978	A	L	92-64
March 4, 2006	H	W	66-55
Jan. 27, 2007	A	W	67-64
Jan. 23, 2008	H	W	109-80
Feb. 11, 2009	A	L	73-68
Jan. 23, 2010	H	L	96-59
March 11, 2010	N	L	76-54
Feb. 21, 2011*	A	W	74-68
Feb. 25, 2012	H	W	63-45
Feb. 16, 2013	A	L	73-58

VALDOSTA STATE (3-4, H: 2-1, A: 0-2, N: 1-1)

Jan. 14, 1975	N	W	69-59
March 11, 1976	N	L	95-82
Nov. 22, 1982	A	L	101-94
Dec. 18, 1982	H	W	78-67
March 21, 1983	A	L	87-73
Dec. 19, 1983	H	W	68-50
Dec. 12, 1985	H	L	55-46

VALPARAISO (2-3, H: 2-0, A: 0-2, N: 0-1)

Jan. 5, 1989	N	L	90-89
Nov. 18, 2008	A	L	69-52
Dec. 22, 2008*	H	W	85-60
Nov. 26, 2013	A	L	85-70
Dec. 22, 2013	H	W	90-62

VCU (1-0, N: 1-0)

March 22, 2019	N	W	73-58

VILLANOVA (1-2, N: 1-2)

Nov. 22, 2007	N	L	76-68
Nov. 20, 2016	N	L	67-57
April 5, 2025	N	W	104-98 (OT)

VILLANOVA-MIAMI (2-0, H: 1-0, N: 1-0)

Feb. 15, 1984	H	W	75-44
Feb. 24, 1984	N	W	33-23

VMI (1-0, N: 1-0)

Dec. 28, 1978	N	W	108-91

WARNER SOUTHERN (1-0, H: 1-0)

March 2, 1989	H	W	78-52

WARTBURG (0-1, H: 0-1)

Dec. 18, 2000	H	L	72-61

WEBBER (3-0, H: 2-0, A: 1-0)

Jan. 15, 1980	H	W	92-48
Jan. 29, 1980	A	W	98-53
Nov. 20, 1981	H	W	84-48

WEST FLORIDA (7-1, H: 5-0, A: 2-1)

Feb. 15, 1973	H	W	56-54
1973-74	A	L	85-82
1973-74	H	W	88-74
Jan. 31, 1975	H	W	85-73
Feb. 20, 1975	A	W	98-87
Jan. 6, 1976	A	W	73-65
Dec. 17, 1993	H	W	102-61
Nov. 12, 2010*	H	W	115-61

WEST GEORGIA (2-1, H: 1-0, A: 0-1, N: 1-0)

Dec. 20, 1982	N	W	81-78
Dec. 20, 1982	H	W	90-80
Feb. 17, 1983	A	L	95-83

WESTERN ILLINOIS (2-1, H: 2-1)

Jan. 1, 1985	H	W	58-55
Jan. 5, 1987	H	L	79-77
Nov. 14, 2022	H	W	70-37

WESTERN KENTUCKY (1-3, H: 0-1, A: 0-1, N: 1-1)

Feb. 10, 1992	H	L	81-78 (ot)
Feb. 29, 1992	A	L	83-47
Dec. 19, 2005	N	L	73-68
Nov. 18, 2018	N	W	78-62

All-Time Series History vs. Non-Big 12 Opponents

WESTERN NEW ENGLAND (3-0, H: 3-0)

Jan. 14, 1976	H	W	109-74
Jan. 11, 1978	H	W	106-79
Jan. 13, 1980	H	W	114-87

WICHITA STATE (3-8, H: 2-3, A: 1-5)

Jan. 25, 2018	A	L	81-62
Mar. 1, 2018	H	L	75-71 (ot)
Jan. 16, 2019	A	L	75-67
Jan. 25, 2020	A	L	87-79
Feb. 13, 2020	H	L	75-58
Jan. 30, 2021	A	L	93-88 (ot)
Feb. 10, 2021	H	L	61-60
Jan. 26, 2022	A	L	84-79
Feb. 8, 2022	H	W	71-66
Dec. 28, 2022	H	W	52-45
Feb. 8, 2023	A	W	72-67

WILLIAM JEWELL (1-0, H: 1-0)

Jan. 2, 1981	H	W	106-78

WILLIAM & MARY (2-0, H: 2-0)

Jan. 2, 1989	H	W	69-65
Nov. 18, 2017	H	W	75-64

WINTHROP (6-4, H: 3-2, A: 3-2)

Dec. 22, 1988	H	L	82-80 (ot)
Jan. 13, 1990	A	L	60-45
Dec. 5, 1992	H	W	99-91
Dec. 4, 1993	A	W	94-85
Dec. 15, 1994	H	W	86-80
Nov. 29, 1995	A	W	77-65
Nov. 27, 1996	H	L	83-78
Dec. 3, 1997	A	W	73-68
Dec. 2, 1998	H	W	79-57
Nov. 23, 1999	A	L	78-54

WISCONSIN (0-2, A: 0-1, N: 0-1)

Dec. 13, 1971	A	L	90-58
Nov. 22, 2024	N	L	86-70

UW-OSHKOSH (0-1, A: 0-1)

Feb. 8, 1972	A	L	80-66

XAVIER - LA. (2-0, H: 1-0, A: 1-0)

Dec. 6, 1979	A	W	83-79
Jan. 2, 1980	H	W	109-79

XAVIER (0-1, A: 0-1)

Feb. 28, 1985	A	L	78-51

YALE (0-1, H: 0-1)

Dec. 30, 1989	H	L	93-81 (ot)

YORK COLLEGE (1-0, H: 1-0)

Feb. 22, 1974	H	W	77-66

YOUNGSTOWN STATE (0-1, H: 0-1)

Dec. 23, 1996	H	L	83-74

In-Season Tournaments

AMI CLASSIC
at Miami, Fla.
1986-87 (4th)

Nov. 28	Miami	L, 64-54
Nov. 29	La Salle	L, 68-43

BAHA MAR HOOPS BAHAMAS CHAMPIONSHIP
at Nassau, Bahamas
2022-23 (1st)

Nov. 18	Oklahoma State	W, 60-56 (OT)
Nov. 20	Santa Clara	W, 57-50

BATTLE 4 ATLANTIS
at Paradise Island, Bahamas
2011-12 (2nd)

Nov. 24	College of Charleston	W, 74-63
Nov. 25	UConn	W, 68-63
Nov. 26	Harvard	L, 59-49

BP TOP OF THE WORLD CLASSIC
at Fairbanks, Alaska
2004-05 (1st)

Nov. 18	Alaska-Fairbanks	W, 74-63
Nov. 20	Utah State	W, 55-52
Nov. 21	New Mexico State	W, 62-58

CANCUN CHALLENGE
at Albuquerque, N.M./Cancun, Mexico
2008-09

Nov. 22	at New Mexico	W, 72-71
Nov. 29	South Dakota State	W, 66-64
Nov. 30	Morehead State	L, 71-65

CITRUS INVITATIONAL
at Lakeland, Fla.
1974-75 (2nd)

Jan. 14	Valdosta State	W, 69-59
Jan. 15	C.W. Post	L, 78-73

COLUMBUS CHRISTMAS TOURNAMENT
at Columbus, Ga.
1977-78 (1st)

Dec. 19	Knoxville	W, 95-85
Dec. 20	Columbus	W, 74-62

DR. PEPPER CLASSIC
at Chattanooga, Tenn.
1996-97 (4th)

Dec. 28	Youngstown State	L, 80-55
Dec. 29	Coastal Carolina	L, 77-71 (2OT)

FIESTA BOWL CLASSIC
at Tucson, Ariz.
2005-06 (4th)

Dec.19	Western Kentucky	L, 73-68
Dec. 21	Sam Houston State	L, 68-63

GILDAN CHARLESTON CLASSIC
at Charleston, S.C.
2016-17 (2nd)

Nov. 17	Mississippi State	W, 86-61
Nov. 18	at Charleston	W, 60-40
Nov. 20	Villanova	L, 67-57

GLENN WILKES CLASSIC
at Daytona Beach, Fla.
2009-10

Nov. 17	Howard (Orlando, Fla.)	W, 68-59
Nov. 20	Auburn	W, 84-74
Nov. 21	Niagara	L, 63-46
Nov. 22	Drake	W, 59-50

GREENBRIER TIP-OFF
at White Sulphur Springs, W.Va.
2024-25 (4th)

Nov. 22	Wisconsin	L, 86-70
Nov. 24	LSU	L, 109-102 (3OT)

HAWAII PACIFIC THANKSGIVING TOURNEY
at Kapolei, Hawaii
2000-01 (7th)

Nov. 24	Georgetown	L, 77-65
Nov. 25	Duquesne	L, 90-79
Nov. 26	Hawaii Pacific	W, 80-67

JACKSONVILLE CLASSIC
at St. Augustine, Fla.
2023-24 (1st)

Nov. 19	South Dakota State	W, 83-80
Nov. 20	Charlotte	W, 74-71 (OT)

LAWRENCE INVITATIONAL
at Appleton, Wis.
1976-77 (1st)

Dec. 19	Milton State	W, 79-61
Dec. 20	Lawrence	W, 102-80

MCCLENDON CLASSIC
at Chicago, Ill.
1989-90 (4th)

Dec. 15	Illinois-Chicago	L, 86-66
Dec. 16	Howard	L, 81-65

MERRILL LYNCH CLASSIC
at Orlando, Fla.
1986-87 (2nd)

Dec. 20	Campbell	W, 88-82
Dec. 21	Coastal Carolina	L, 72-68
1987-88 (2nd)		
Dec. 4	Saint Peter's	W, 67-63
Dec. 5	Campbell	L, 91-82
1988-89 (2nd)		
March 3	Warner Southern	W, 78-53
March 4	Mt. St. Mary's	L, 99-92

MYRTLE BEACH INVITATIONAL
at Conway, S.C.
2018-19 (1st)

Nov. 15	Cal State Fullerton	W, 68-52
Nov. 16	Saint Joseph's	W, 77-57
Nov. 18	Western Kentucky	W, 78-62

OLD SPICE CLASSIC/ADVOCARE INVITATIONAL
at Lake Buena Vista, Fla.
2007-08 (7th)

Nov. 22	Villanova	L, 76-68
Nov. 23	Kansas State	L, 73-71 (OT)
Nov. 25	Penn State	W, 70-59
2017-18 (4th)		
Nov. 23	Nebraska	W, 68-59
Nov. 24	West Virginia	L, 83-45
Nov. 26	St. John's	L, 46-43

RED LOBSTER CLASSIC
at Orlando, Fla.
1983-84 (4th)

Dec. 29	Stetson	L, 74-58
Dec. 30	Cincinnati	L, 62-48
1985-86 (4th)		
Dec. 22	Auburn	L, 78-49
Dec. 23	Valdosta State	L, 55-46
1986-87 (4th)		
Dec. 29	Tennessee	L, 81-62
Dec. 30	Alcorn State	L, 77-74
1987-88 (4th)		
Dec. 28	Alabama	L, 65-54
Dec. 29	Florida State	L, 101-67
1988-89 (4th)		
Dec. 28	Florida State	L, 97-64
Dec. 29	Auburn	L, 95-68
1989-90		
Dec. 9	Georgia	L, 92-62
1990-91 (4th)		
Dec. 29	Stanford	L, 89-80
Dec. 30	DePaul	L, 81-78 (ot)

SAN JUAN SHOOTOUT
at Guaynabo, Puerto Rico
2006-07 (3rd)

Dec. 19	Utah	W, 67-61
Dec. 20	Appalachian State	L, 75-64
Dec. 21	Tennessee Tech	W, 75-63

SOCON HOLIDAY HOOPS TOURNEY
at Greenville, S.C.
1999-00 (8th)

Nov. 26	Clemson	L, 54-48
Nov. 27	Old Dominion	L, 61-57
Nov. 28	South Carolina State	L, 71-70

SPARTAN COCA-COLA CLASSIC
at East Lansing, Mich.
1998-99 (3rd)

Nov. 27	Michigan State	L, 87-64
Nov. 28	UNC-Wilmington	W, 61-50

STETSON INVITATIONAL
at DeLand, Fla.
1973-74 (4th)

Jan. 2	Charlotte	L, 93-71
Jan. 3	Stetson	L, 86-68

SWAMP FOX INVITATIONAL
at Florence, S.C.
1980-81 (1st)

Jan. 9	California State (Pa.)	W, 58-48
Jan. 10	Francis Marion	W, 47-38

TANGERINE BOWL
at Winter Park, Fla.
1978-79 (2nd)

Dec. 28	Virginia Military	W, 108-91
Dec. 29	American	L, 85-83 (OT)
1980-81 (1st)		
Dec. 12	Central Michigan	W, 60-55
Dec. 13	Stetson	W, 75-73 (2OT)
1989-90 (4th)		
Jan. 5	Valparaiso	L, 90-89
Jan. 6	Slippery Rock	L, 85-75
1990-91 (2nd)		
Jan. 4	Brandon	W, 98-91
Jan. 5	Rollins	L, 78-70

UCF CLASSIC
at Orlando, Fla.
1989-90 (1st)

March 2	Liberty	W, 86-79
March 3	Long Island	W, 106-91
1990-91 (1st)		
Nov. 23	Southeastern Louisiana	W, 84-74
Nov. 24	Maine	W, 86-79
1991-92 (2nd)		
Nov. 30	Campbell	W, 82-74
Dec. 1	Delaware	L, 92-79
1992-93 (4th)		
Dec. 21	Grambling	L, 85-81
Dec. 22	McNeese State	L, 77-73

UCF HOLIDAY CLASSIC/TOURNAMENT
at Orlando, Fla.
2004-05 (3rd)

Dec. 28	Brown	L, 83-82 (OT)
Dec. 29	Fordham	W, 65-61
2005-06 (2nd)		
Dec. 29	North Florida	W, 69-57
Dec. 30	Birmingham-Southern	L, 58-50
2006-07 (1st)		
Dec. 29	NJIT	W, 75-63
Dec. 30	Texas-Pan Am	W, 88-62
2007-08 (1st)		
Dec. 30	NJIT	W, 82-50
Dec. 31	Long Island	W, 78-69
2008-09 (1st)		
Dec. 29	Penn	W, 81-64
Dec. 30	Chicago State	W, 89-75
2009-10 (2nd)		
Dec. 29	Liberty	W, 82-58
Dec. 30	Jacksonville	L, 61-51
2010-11 (1st)		
Dec. 29	Furman	W, 71-53
Dec. 30	Princeton	W, 68-62
2011-12 (1st)		
Dec. 29	Stetson	W, 80-70
Dec. 30	Rhode Island	W, 65-54
2012-13 (1st)		
Dec. 28	Howard	W, 62-45
Dec. 29	Belmont	W, 66-63
2013-14 (1st)		
Dec. 21	Rio Grande	W, 86-58
Dec. 22	Valparaiso	W, 90-62

UCF HOLIDAY WORLD TOURNAMENT
at Orlando, Fla.
1982-83 (3rd)

Dec. 3	Troy	L, 84-81
Dec. 4	Florida International	W, 84-60

UNIVERSITY HOOPS CLASSIC
at New Orleans, La.
2002-03 (1st)

Nov. 29	Tulane	W, 66-61
Nov. 30	Maine	W, 72-55
Dec. 1	Indiana State	W, 50-49

UNLV HOLIDAY CLASSIC
at Las Vegas, Nev.
1995-96 (4th)

Dec. 28	Davidson	L, 90-51
Dec. 30	UNLV	L, 74-53

WOODEN LEGACY
at Anaheim, Calif.
2019-20 (5th)

Nov. 28	Pennsylvania	L, 68-67
Nov. 29	Pepperdine	W, 78-65
Dec. 1	Charleston	W, 77-56

Conference Tournaments

Sunshine State

1978 - Lakeland, Fla. - No. 1 seed		
Feb. 21	St. Leo - No. 5 seed	W, 89-60
Feb. 22	Rollins - No. 3 seed	W, 103-66
1979 - Orlando, Fla. - No. 3 seed		
Feb. 24	St. Leo - No. 6 seed	W, 85-70
Feb. 25	Rollins - No. 2 seed	L, 90-86
1980- Lakeland, Fla. - No. 2 seed		
Feb. 24	Rollins - No. 3 seed	L, 81-73
1981 - Lakeland, Fla. - No. 2 seed		
Feb. 27	Biscayne - No. 3 seed	W, 72-68
Feb. 28	Florida Southern - No. 1 seed	L, 86-77
1982 - Lakeland, Fla. - No. 2 seed		
Feb. 26	Rollins - No. 3 seed	W, 95-87
Feb. 27	Biscayne - No. 4 seed	L, 68-66
1983 - Lakeland, Fla. - No. 1 seed		
Feb. 25	Eckerd - No. 4 seed	W, 66-57
Feb. 26	Florida Southern - No. 2 seed	L, 93-74
1984 - Lakeland, Fla. - No. 1 seed		
Feb. 24	Villanova-Miami - No. 4 seed	W, 33-23
Feb. 25	Tampa - No. 3 seed	L, 53-52

American South

1991 - New Orleans, La. - No. 6 seed		
March 1	Louisiana Tech - No. 3 seed	L, 89-57

Sun Belt

1992 - Biloxi, Miss. - No. 10 seed		
March 5	New Orleans - No. 7 seed	L, 66-47

Atlantic Sun

1994 - Orlando, Fla. - No. 1 seed		
March 3	Mercer - No. 8 seed	W, 90-68
March 4	Centenary - No. 4 seed	W, 93-89
March 5	Stetson - No. 3 seed	W, 70-67
1995 - Orlando, Fla. - No. 5 seed		
March 2	Southeastern Louisiana - No. 4	L, 81-70
1996 - DeLand, Fla. - No. 6 seed		
Feb. 29	Southeastern Louisiana- No. 3	W, 83-80
March 1	Campbell - No. 3 seed	W, 80-71
March 2	Mercer - No. 5 seed	W, 86-77
1998 - Charleston, S.C. - No. 5 seed		
Feb. 26	Samford - No. 4 seed	W, 94-70
Feb. 27	College of Charleston - No. 1 s.	L, 81-66
1999 - Jacksonville, Fla. - No. 2 seed		
Feb. 25	Troy - No. 7 seed	W, 66-55
Feb. 26	Georgia State - No. 3 seed	W, 67-60
Feb. 27	Samford - No. 1 seed	L, 89-61
2000 - Jacksonville, Fla. - No. 5 seed		
March 2	Jacksonville State - No. 4 seed	W, 74-55
March 3	Mercer - No. 8 seed	W, 84-79
March 4	Samford - No. 3 seed	L, 78-69
2001 - Atlanta, Ga. - No. 10 seed		
Feb. 28	Jacksonville State - No. 7 seed	W, 100-57
March 1	Troy - No. 2 seed	L, 89-68
2002 - Orlando, Fla. - No. 5 seed		
Feb. 28	Samford - No. 4 seed	W, 84-74
March 1	Georgia State - No. 1 seed	L, 82-64
2003 - Atlanta, Ga. - No. 5 seed		
March 6	Jacksonville State - No. 4 seed	W, 68-51
March 7	Mercer - No. 1 seed	W, 79-59
March 8	Troy - No. 3 seed	L, 80-69
2004 - Nashville, Tenn. - No. 2 seed		
March 4	Jacksonville - No. 7 seed	W, 71-63
March 5	Belmont - No. 3 seed	W, 64-62
March 6	Troy - No. 1 seed	W, 60-55
2005 - Nashville, Tenn. - No. 2 seed		
March 3	Mercer - No. 7 seed	W, 81-68
March 4	Belmont - No. 3 seed	W, 66-61
March 5	Gardner-Webb - No. 1 seed	W, 63-54

Conference USA

2006 - Memphis, Tenn. - No. 5 seed		
March 8	East Carolina - No. 12 seed	W, 65-52
March 9	Houston - No. 4 seed	L, 71-52
2007 - Memphis, Tenn. - No. 2 seed		
March 8	Rice - No. 7 seed	L, 53-51
2008 - Memphis, Tenn. - No. 4 seed		
March 13	Southern Miss - No. 5 seed	L, 68-62
2009 - Memphis, Tenn. - No. 6 seed		
March 11	Southern Miss - No. 11 seed	L, 77-53
2010 - Tulsa, Okla. - No. 9 seed		
March 10	SMU - No. 8 seed	W, 69-53
March 11	UTEP - No. 1 seed	L, 76-54
2011 - El Paso, Texas - No. 9 seed		
March 9	ECU - No. 8 seed	L, 75-60
2012 - Memphis, Tenn. - No. 4 seed		
March 8	UAB - No. 5 seed	W, 64-54
March 9	at Memphis - No. 1 seed	L, 83-52

American Athletic Conference

2014 - Memphis, Tenn. - No. 9 seed		
March 12	Temple - No. 8 seed	W, 94-90 (2ot)
March 13	Cincinnati - No. 1 seed	L, 61-58
2015 - Hartford, Conn. - No. 9 seed		
March 12	ECU - No. 8 seed	L, 81-80 (ot)
2016 - Orlando, Fla. - No. 7 seed		
March 10	Tulane - No. 10 seed	L, 65-63
2017 - Hartford, Conn. - No. 4 seed		
March 10	Memphis - No. 5 seed	W, 84-54
March 11	SMU - No. 1 seed	L, 70-59
2018 - Orlando, Fla. - No. 6 seed		
March 8	ECU - No. 11 seed	W, 66-52
March 9	Houston - No. 3 seed	L, 84-56
2019 - Memphis, Tenn. - No. 4 seed		
March 15	Memphis - No. 5 seed	L, 79-55
2020 - Fort Worth, Texas		
Canceled		
2021 - Fort Worth, Texas - No. 6 seed		
March 11	ECU - No. 11 seed	W, 72-62
March 12	Memphis - No. 3 seed	L, 70-62
2022 - Fort Worth, Texas - No. 6 seed		
March 10	South Florida - No. 11 seed	W, 60-58
March 11	Memphis - No. 3 seed	L, 85-69
2023 - Fort Worth, Texas - No. 7 seed		
March 9	SMU - No. 10 seed	W, 76-70
March 10	Memphis - No. 2 seed	L, 81-76

Big 12 Conference

2024 - Kanas City, Mo. - No. 12 seed		
March 12	Oklahoma State - No. 13 seed	W, 77-62
March 13	BYU - No. 5 seed	L, 87-73
2025 - Kanas City, Mo. - No. 14 seed		
March 11	Utah - No. 11 seed	W, 87-72
March 12	Kansas - No. 6 seed	W, 98-94 (OT)

DI Conference Tournament Titles

1994 1996 2004 2005

Ibrahima Diallo (2023-24) shoveled home a career-high 17 points while pulling in 11 rebounds while swatting aside three shots in UCF's first victory in the Big 12 Conference Tournament. The Knights jumped out to a 27-point lead with 7:42 remaining in the game en route to topping Oklahoma State 77-62 in the first round.

Postseason History



1994
Atlantic Sun Champions, NCAA Tournament Berth

1996
Atlantic Sun Champions, NCAA Tournament Berth



2004
Atlantic Sun Champions, NCAA Tournament Berth



2005
Atlantic Sun Champions, NCAA Tournament Berth

2019
NCAA Tournament Second Round

Division I NCAA Tournament

1994 - No. 16 seed - Lexington, Ky.		
March 17	Purdue - No. 1 seed	L, 98-67
1996 - No. 16 seed - Providence, R.I.		
March 14	UMass - No. 1 seed	L, 92-70
2004 - No. 14 seed - Milwaukee, Wis.		
March 19	Pittsburgh - No. 3 seed	L, 53-44
2005 - No. 15 seed - Worcester, Mass.		
March 18	UConn - No. 2 seed	L, 77-71
2019 - No. 9 seed - Columbia, S.C.		
March 22	VCU - No. 8 seed	W, 73-58
March 24	Duke - No. 1 seed	L, 77-76

College Basketball Crown

2025		
April 1	vs. Oregon State (First Round)	W, 76-75
April 3	vs. Cincinnati (Quarterfinals)	W, 88-80
April 5	vs. Villanova (Semifinals)	W, 104-98 (OT)
April 6	vs. Nebraska (Final)	L, 77-66

NIT

2012		
March 14	at Drexel (First Round)	L, 81-56
2017		
March 15	Colorado (First Round)	W, 79-74
March 20	at Illinois State (Second Round)	W, 63-62
March 22	Illinois (Quarterfinals)	W, 68-58
March 28	vs. TCU (Semifinals)	L, 68-53
2023		
March 15	at Florida (First Round)	W, 67-49
March 19	at Oregon (Second Round)	L, 68-54
2024		
March 19	South Florida (First Round)	L, 83-77

CBI

2011		
March 16	St. Bonaventure (1st Round)	W, 69-54
March 21	Rhode Island (2nd Round)	W, 66-54
March 23	at Creighton (Semifinals)	L, 82-64

Division II NCAA Tournament

1976 Southeast Regional - Chattanooga, Tenn.		
March 11	Valdosta State	L, 95-82
March 12	Rollins	L, 101-91
1977 Southeast Regional - Chattanooga, Tenn.		
March 4	Armstrong State	W, 91-82
March 5	Chattanooga	L, 88-79
1978 South Regional - Orlando, Fla.		
March 3	Augusta	W, 86-66
March 4	Florida A&M	W, 85-78
1978 Quarterfinals - Orlando, Fla.		
March 11	San Diego	W, 77-71
1978 National Championship - Springfield, Mo.		
March 17	Cheyney State	L, 79-63
March 18	Eastern Illinois	L, 77-67
1980 South Regional - Lakeland, Fla.		
Feb. 28	West Georgia	W, 81-78
Feb. 29	Florida Southern	L, 71-64
1981 South Regional - Orlando, Fla.		
March 6	Morehouse	W, 94-77
March 7	Florida Southern	L, 73-71
1982 South/Central Regional - Warrensburg, Mo.		
March 4	Southeast Missouri State	L, 60-55
March 5	Central Missouri State	L, 70-62

NCAA Tournament History

DI NCAA Tournament History

5 Appearances

1-5 All-Time Record

Game-by-Game History

2019 - No. 9 Seed

March 22	First Round	vs. #8 seed VCU	W, 73-58
March 24	Second Round	vs. #1 seed Duke	L, 77-76

2005 - No. 15 Seed

March 18	First Round	vs. #2 seed UConn	L, 77-71

2004 - No. 14 Seed

March 19	First Round	vs. #3 seed Pittsburgh	L, 53-44

1996 - No. 16 Seed

March 14	First Round	vs. #1 seed UMass	L, 92-70

1994 - No. 16 Seed

March 17	First Round	vs. #1 seed Purdue	L, 98-67

UCF Tean Highs

POINTS

1. 76	vs. Duke (3/24/19)
2. 73	vs. VCU (3/22/19)
3. 71	vs. UConn (3/18/05)
4. 70	vs. UMass (3/14/96)
5. 67	vs. Purdue (3/17/94)
6. 44	vs. Pittsburgh (3/19/04)

FIELD GOAL PERCENTAGE

1. 49.1% (28-57)	vs. VCU (3/22/19)
2. 48.1% (26-54)	vs. Duke (3/24/19)
3. 38.5% (20-52)	vs. UMass (3/14/96)
4. 35.6% (26-73)	vs. Purdue (3/17/94)
5. 34.4% (21-61)	vs. UConn (3/18/05)
6. 30.8% (16-52)	vs. Pittsburgh (3/19/04)

THREE POINT PERCENTAGE

1. 64.3% (9-14)	vs. VCU (3/22/19)
2. 50% (9-18)	vs. Duke (3/24/19)
3. 39.3% (11-28)	vs. UConn (3/18/05)
4. 37.9% (11-29)	vs. UMass (3/14/96)
5. 30.4% (7-23)	vs. Purdue (3/17/94)
6. 25.0% (5-20)	vs. Pittsburgh (3/19/04)

FREE THROW PERCENTAGE

1. 85.7% (18-21)	vs. UConn (3/18/05)
2. 75.0% (15-20)	vs. Duke (3/24/19)
3. 72.7% (8-11)	vs. VCU (3/22/19)
3. 72.7% (8-11)	vs. Purdue (3/17/94)
5. 70.0% (7-10)	vs. Pittsburgh (3/19/04)
6. 67.9% (19-28)	vs. UMass (3/14/96)

REBOUNDS

1. 42 (10 Off., 32 Def.)	vs. VCU (3/22/19)
2. 34 (7 Off., 27 Def.)	vs. Duke (3/24/19)
3. 32 (12 Off., 20 Def.)	vs. Purdue (3/17/94)
4. 31 (8 Off., 23 Def.)	vs. Pittsburgh (3/19/04)
5. 29 (12 Off., 17 Def.)	vs. UConn (3/18/05)
6. 28 (6 Off., 22 Def.)	vs. UMass (3/14/96)

ASSISTS

1. 16	vs. Duke (3/24/19)
1. 16	vs. UConn (3/18/05)
3. 13	vs. Purdue (3/17/94)
4. 12	vs. VCU (3/22/19)
5. 11	vs. UMass (3/14/96)
6. 10	vs. Pittsburgh (3/19/04)

STEALS

1. 10	vs. UConn (3/18/05)
2. 7	vs. Purdue (3/17/94)
3. 6	vs. VCU (3/22/19)
3. 6	vs. Pittsburgh (3/19/04)
5. 5	vs. Duke (3/24/19)
6. 3	vs. UMass (3/14/96)

BLOCKED SHOTS

1. 6	vs. VCU (3/22/19)
1. 6	vs. UConn (3/18/05)
3. 5	vs. Duke (3/24/19)
4. 2	vs. Purdue (3/17/94)
5. 0	vs. Pittsburgh (3/19/04)
5. 0	vs. UMass (3/14/96)

TURNOVERS

1. 10	vs. UConn (3/18/05)
2. 11	vs. Duke (3/24/19)
3. 13	vs. Purdue (3/17/94)
4. 14	vs. Pittsburgh (3/19/04)
5. 15	vs. VCU (3/22/19)
6. 18	vs. UMass (3/14/96)

Opponent Team Highs

POINTS

1. 98	vs. Purdue (3/17/94)
2. 92	vs. UMass (3/14/96)
3. 77	vs. Duke (3/24/19)
3. 77	vs. UConn (3/18/05)
4. 58	vs. VCU (3/22/19)
5. 53	vs. Pittsburgh (3/19/04)

FIELD GOAL PERCENTAGE

1. 50.0% (29-58)	UConn (3/18/05)
2. 47.4% (36-76)	Purdue (3/17/94)
3. 44.8% (30-67)	Duke (3/24/19)
4. 43.6% (34-78)	UMass (3/14/96)
5. 31.1% (19-61)	VCU (3/22/19)
6. 29.5% (13-44)	Pittsburgh (3/19/04)

THREE POINT PERCENTAGE

1. 53.8% (14-26)	Purdue (3/17/94)
2. 50.0% (3-6)	UConn (3/18/05)
3. 41.2% (7-17)	UMass (3/14/96)
4. 40.0% (10-25)	Duke (3/24/19)
5. 31.3% (5-16)	Pittsburgh (3/19/04)
6. 23.1% (6-26)	VCU (3/22/19)

FREE THROW PERCENTAGE

1. 82.4% (14-17)	VCU (3/22/19)
2. 77.3% (17-22)	UMass (3/14/96)
3. 75.0% (12-16)	Purdue (3/17/94)
4. 71.0% (22-31)	Pittsburgh (3/19/04)
5. 64.0% (16-25)	UConn (3/18/05)
6. 58.3% (7-12)	Duke (3/24/19)

REBOUNDS

1. 51 (22 Off., 29 Def.)	UMass (3/14/96)
1. 51 (21 Off., 30 Def.)	Purdue (3/17/94)
3. 43 (14 Off., 29 Def.)	UConn (3/18/05)
4. 36 (13 Off., 23 Def.)	Duke (3/24/19)
5. 35 (10 Off., 25 Def.)	Pittsburgh (3/19/04)
6. 34 (13 Off., 21 Def.)	VCU (3/22/19)

ASSISTS

1. 25	Purdue (3/17/94)
2. 17	UConn (3/18/05)
3. 16	UMass (3/14/96)
4. 15	Duke (3/24/19)
5. 7	Pittsburgh (3/19/04)
6. 6	VCU (3/22/19)

STEALS

1. 16	UMass (3/14/96)
2. 8	Duke (3/24/19)
2. 8	VCU (3/22/19)
2. 8	Pittsburgh (3/19/04)
2. 8	Purdue (3/17/94)
7. 7	UConn (3/18/05)

BLOCKED SHOTS

1. 6	UConn (3/18/05)
2. 5	UMass (3/14/96)
3. 3	Duke (3/24/19)
3. 3	VCU (3/22/19)
3. 3	Purdue (3/17/94)
6. 1	Pittsburgh (3/19/04)

TURNOVERS

1. 8	Duke (3/24/19)
1. 8	UMass (3/14/96)
3. 10	Purdue (3/17/94)
4. 12	VCU (3/22/19)
5. 13	UConn (3/18/05)
5. 13	Pittsburgh (3/19/04)

UCF Individual Highs

POINTS

1. Aubrey Dawkins	32 (3/24/19)
2. Gary Johnson	29 (3/18/05)
3. Harry Kennedy	21 (3/14/96)
4. Eric Riggs	20 (3/14/96)
5. Roberto Morentin	16 (3/19/04)
5. Victor Saxton	16 (3/17/94)
7. Tacko Fall	15 (3/24/19)
7. B.J. Taylor	15 (3/24/19)
7. B.J. Taylor	15 (3/22/19)
7. William Bakanowsky	15 (3/18/05)
11. Aubrey Dawkins	14 (3/22/19)
12. Tacko Fall	13 (3/22/19)
13. Dexter Lyons	12 (3/19/04)
13. Ochiel Swaby	12 (3/17/94)
15. Stacey Castle	11 (3/14/96)
16. Kingsley Edwards	10 (3/18/05)
16. Darryl Davis	10 (3/17/94)

REBOUNDS

1. Tacko Fall	18 (3/22/19)
2. Roberton Morentin	9 (3/19/04)
3. Collin Smith	8 (3/24/19)
3. Victor Saxton	8 (3/17/94)
5. Aubrey Dawkins	7 (3/22/19)
5. William Bakanowsky	7 (3/18/05)
5. Howard Porter	7 (3/14/96)

BLOCKS

1. Tacko Fall	5 (3/22/19)
2. Tacko Fall	3 (3/24/19)
3. Anthony Williams	2 (3/18/05)
3. William Bakanowsky	2 (3/18/05)

ASSISTS

1. Stacey Castle	8 (3/14/96)
2. Terrell Allen	7 (3/24/19)
3. Gary Johnson	5 (3/18/05)
3. Kingsley Edwards	5 (3/18/05)
3. Gary Johnson	5 (3/19/04)
3. Darryl Davis	5 (3/17/94)

STEALS

1. Aubrey Dawkins	3 (3/24/19)
1. B.J. Taylor	3 (3/22/19)
1. William Bakanowsky	3 (3/18/05)
1. Kingsley Edwards	3 (3/18/05)
1. Gary Johnson	3 (3/19/04)

FIELD GOALS

1. Aubrey Dawkins	12 (3/24/19)
2. Gary Johnson	9 (3/18/05)
3. Tacko Fall	7 (3/24/19)
3. Victor Saxton	7 (3/17/94)
5. Aubrey Dawkins	6 (3/22/19)
5. Roberto Morentin	6 (3/19/04)
5. Harry Kennedy	6 (3/14/96)
5. Eric Riggs	6 (3/14/96)

THREE-POINTERS

1. Gary Johnson	7 (3/18/05)
2. Eric Riggs	6 (3/14/96)
3. Aubrey Dawkins	5 (3/24/19)

FREE THROWS MADE

1. B.J. Taylor	9 (3/24/19)
2. Stacey Castle	6 (3/14/96)
3. William Bakanowsky	4 (3/18/05)
3. Gary Johnson	4 (3/18/05)
3. Kingsley Edwards	4 (3/18/05)
3. Roberto Morentin	4 (3/19/04)

UCF Team Highs in a Half

POINTS

1. 42	2nd, vs. Purdue (3/17/94)
2. 40	2nd vs. Duke (3/24/19)
2. 40	2nd vs. UConn (3/18/05)
4. 39	2nd vs. VCU (3/22/19)
4. 39	1st vs. UMass (3/14/96)

FIELD GOAL PERCENTAGE

1. 51.9% (14-27)	2nd, vs. Duke (3/24/19)
1. 51.9% (14-27)	2nd, vs. VCU (3/22/19)
3. 37.5% (12-32)	2nd, vs. UConn (3/18/05)

THREE POINT PERCENTAGE

1. 75% (6-8)	2nd, vs. VCU (3/22/19)
2. 62.5% (5-8)	2nd vs. Duke (3/24/19)
3. 54.5% (6-11)	1st vs. UConn (3/18/05

FREE THROW PERCENTAGE

1. 100% (8-8)	1st, vs. Duke (3/24/19)
2. 91.7% (11-12)	2nd, vs. UConn (3/18/05)
3. 75% (3-4)	1st, vs. VCU (3/22/19)

Opponent Team Highs - Half

POINTS

1. 60	2nd, Purdue (3/17/94)
2. 49	2nd, UMass (3/14/96)
3. 47	1st, UConn (3/18/05)
4. 44	1st, Duke (3/24/19)
5. 34	2nd, VCU (3/22/19)

FIELD GOAL PERCENTAGE

1. 62.5% (20-32)	1st, UConn (3/18/05)
2. 54.5% (18-33)	1st, Duke (3/24/19)
3. 33.3% (11-33)	2nd, VCU (3/22/19)

THREE POINT PERCENTAGE

1. 66.7% (2-3)	1st, UConn (3/18/05)
2. 45.5% (5-11)	1st, Duke (3/24/19)
3. 35.3% (6-17)	2nd, VCU (3/22/19)

FREE THROW PERCENTAGE

1. 100% (3-3)	1st, Duke (3/24/19)
2. 88.9% (8-9)	1st, VCU (3/22/19)
3. 71.4% (5-7)	1st, UConn (3/18/05)

Tacko Fall (2015-19) flushes a dunk in UCF's 73-58 victory in the first round of the 2019 NCAA Tournament, scoring 13 points and pulling in 18 rebounds to help the Knights secure their first NCAA Tournament win in program history. His performance stands as the only Knight to score a double-double in the NCAA Tournament.

College Basketball Crown History

Game-by-Game History
2025

April 1	First Round	vs. Oregon State	W, 76-75
April 3	Quarterfinals	vs. Cincinnati	W, 88-80
April 5	Semifinals	vs. Villanova	W, 104-98 (OT)
April 6	Final	vs. Nebraska	L, 77-76

College Basketball Crown History

1 Appearances

3-1 All-Time Record

UCF Team Highs

POINTS

1. 104	vs. Villanova (4/5/25)
2. 88	vs. Cincinnati (4/3/25)
3. 76	vs. Oregon State (4/1/25)
4. 66	vs. Nebraska (4/6/25)

FIELD GOAL PERCENTAGE

1. 47.6% (30-63)	vs. Villanova (4/5/25)
2. 47.0% (31-66)	vs. Cincinnati (4/3/25)
3. 41.8% (28-67)	vs. Oregon State (4/1/25)
4. 39.7% (27-68)	vs. Nebraska (4/6/25)

THREE POINT PERCENTAGE

1. 42.9% (15-35)	vs. Villanova (4/5/25)
2. 38.5% (10-26)	vs. Oregon State (4/1/25)
3. 33.3% (10-30)	vs. Cincinnati (4/3/25)
4. 24.1% (7-29)	vs. Nebraska (4/6/25)

FREE THROW PERCENTAGE

1. 84.2% (16-19)	vs. Cincinnati (4/3/25)
2. 83.3% (5-6)	vs. Nebraska (4/6/25)
3. 72.5% (29-40)	vs. Villanova (4/5/25)
4. 71.4% (10-14)	vs. Oregon State (4/1/25)

REBOUNDS

1. 41 (12. Off., 29 Def.)	vs. Villanova (4/5/25)
2. 39 (13 Off., 26 Def.)	vs. Nebraska (4/6/25)
3. 38 (9 Off., 29 Def.)	vs. Cincinnati (4/3/25)
4. 34 (12 Off., 22 Def.)	vs. Oregon State (4/1/25)

ASSISTS

1. 18	vs. Oregon State (4/1/25)
2. 14	vs. Villanova (4/5/25)
3. 12	vs. Cincinnati (4/3/25)
4. 8	vs. Nebraska (4/6/25)

STEALS

1. 8	vs. Oregon State (4/1/25)
2. 7	vs. Nebraska (4/6/25)
3. 6	vs. Cincinnati (4/3/25)
4. 2	vs. Villanova (4/5/25)

BLOCKED SHOTS

1. 5	vs. Nebraska (4/6/25)
1. 5	vs. Oregon State (4/1/25)
3. 3	vs. Villanova (4/5/25)
4. 2	vs. Cincinnati (4/3/25)

TURNOVERS

1. 7	vs. Villanova (4/5/25)
2. 7	vs. Oregon State (4/1/25)
3. 8	vs. Cincinnati (4/3/25)
4. 12	vs. Nebraska (4/6/25)

Opponent Team Highs

POINTS

1. 98	vs. Villanova (4/5/25)
2. 80	vs. Cincinnati (4/3/25)
3. 77	vs. Nebraska (4/6/25)
4. 75	vs. Oregon State (4/1/25)

FIELD GOAL PERCENTAGE

1. 47.5% (29-61)	vs. Nebraska (4/6/25)
2. 47.5% (28-59)	vs. Oregon State (4/1/25)
3. 42.9% (30-70)	vs. Cincinnati (4/3/25)
4. 40.3% (29-72)	vs. Villanova (4/5/25)

THREE POINT PERCENTAGE

1. 42.9% (9-21)	vs. Nebraska (4/6/25)
2. 33.3% (10-30)	vs. Cincinnati (4/3/25)
3. 25.8% (8-31)	vs. Villanova (4/5/25)
4. 21.1% (4-19)	vs. Oregon State (4/1/25)

FREE THROW PERCENTAGE

1. 86.5% (32-37)	vs. Villanova (4/5/25)
2. 78.9% (15-19)	vs. Oregon State (4/1/25)
3. 58.8% (10-17)	vs. Nebraska (4/6/25)
4. 57.1% (8-14)	vs. Cincinnati (4/3/25)

REBOUNDS

1. 44 (17 Off., 27 Def.)	vs. Villanova (4/5/25)
2. 42 (13 Off., 29 Def.)	vs. Cincinnati (4/3/25)
2. 42 (12 Off., 30 Def.)	vs. Oregon State (4/1/25)
4. 38 (9 Off., 29 Def.)	vs. Nebraska (4/6/25)

ASSISTS

1. 20	vs. Nebraska (4/6/25)
2. 17	vs. Cincinnati (4/3/25)
3. 12	vs. Villanova (4/5/25)
4. 11	vs. Oregon State (4/1/25)

STEALS

1. 8	vs. Nebraska (4/6/25)
2. 7	vs. Cincinnati (4/3/25)
3. 5	vs. Oregon State (4/1/25)
4. 4	vs. Villanova (4/5/25)

BLOCKED SHOTS

1. 3	vs. Nebraska (4/6/25)
1. 3	vs. Villanova (4/5/25)
3. 1	vs. Oregon State (4/1/25)
4. 0	vs. Cincinnati (4/3/25)

TURNOVERS

1. 7	vs. Villanova (4/5/25)
2. 9	vs. Nebraska (4/6/25)
3. 11	vs. Cincinnati (4/3/25)
4. 13	vs. Oregon State (4/1/25)

UCF Individual Highs

POINTS

1. Darius Johnson	42 (4/5/25)
2. Darius Johnson	31 (4/3/25)
3. Jordan Ivy-Curry	29 (4/6/25)
4. Jordan Ivy-Curry	18 (4/5/25)

REBOUNDS

1. Moustapha Thiam	11 (4/6/25)
2. Tyler Hendricks	10 (4/1/25)
3. Moustapha Thiam	9 (4/1/25)

BLOCKS

1. Moustapha Thiam	3 (4/6/25)
1. Moustapha Thiam	3 (4/1/25)
3. Moustapha Thiam	2 (4/5/25)
3. Moustapha Thiam	2 (4/3/25)

ASSISTS

1. Darius Johnson	7 (4/5/25)
1. Darius Johnson	7 (4/3/25)

STEALS

1. Nils Machowski	3 (4/6/25)
1. Darius Johnson	3 (4/5/25)

FIELD GOALS

1. Jordan Ivy-Curry	12 (4/6/25)
2. Darius Johnson	11 (4/5/25)
2. Darius Johnson	11 (4/3/25)
4. Moustapha Thiam	6 (4/3/25)
4. Tyler Hendricks	6 (4/1/25)

THREE-POINTERS

1. Darius Johnson	5 (4/3/25)
2. Jordan Ivy-Curry	4 (4/5/25)

FREE THROWS MADE

1. Darius Johnson	17 (4/5/25)
2. Tyler Hendricks	7 (4/3/25)
3. Jordan Ivy-Curry	5 (4/3/25)
3. Darius Johnson	5 (4/1/25)

UCF Team Highs in a Half

POINTS

1. 50	2nd, vs. Cincinnati (4/3/25)
2. 48	1st, vs. Villanova (4/5/25)
3. 45	1st, vs. Oregon State (4/1/25)
4. 40	2nd, vs. Villanova (4/5/25)
5. 38	1st, vs. Cincinnati (4/3/25)

FIELD GOAL PERCENTAGE

1. 51.5% (17-33)	2nd, vs. Cincinnati (4/3/25)
2. 50% (14-28)	2nd, vs. Villanova (4/5/25)
3. 48.6% (18-37)	1st, vs. Oregon State (4/1/25)

THREE POINT PERCENTAGE

1. 42.9% (6-14)	2nd, vs. Villanova (4/5/25)
2. 42.1% (8-19)	1st, vs. Oregon State (4/1/25)
3. 41.2% (7-17)	2nd, vs. Cincinnati (4/3/25)

FREE THROW PERCENTAGE

1. 100% (3-3)	1st, vs. Nebraska (4/6/25)
1. 100% (7-7)	1st, vs. Cincinnati (4/3/25)
3. 77.8% (14-18)	1st vs. Villanova (4/5/25)

Opponent Team Highs - Half

POINTS

1. 45	2nd, vs. Cincinnati (4/3/25)
2. 44	2nd, vs. Villanova (4/5/25)
2. 44	1st, vs. Villanova (4/5/25)
4. 42	2nd, vs. Nebraska (4/6/25)
5. 39	2nd, vs. Oregon State (4/1/25)

FIELD GOAL PERCENTAGE

1. 53.6% (15-28)	2nd, vs. Nebraska (4/6/25)
2. 50% (15-30)	2nd, vs. Oregon State (4/1/25)
3. 44.8% (13-29)	1st, vs. Oregon State (4/1/25)

THREE POINT PERCENTAGE

1. 50% (4-8)	2nd, vs. Nebrska (4/6/25)
2. 41.2% (7-17)	2nd, vs. Cincinnati (4/3/25)
3. 38.5% (5-13)	1st, vs. Nebraska (4/6/25)

FREE THROW PERCENTAGE

1. 100% (2-2)	1st, vs. Nebraska (4/6/25)
1. 100% (7-7)	1st, vs. Oregon State (4/1/25)
3. 90.5% (19-21)	1st, vs. Villanova (4/5/25)

NIT and CBI History

National Invitation Tournament History

4 Appearances

4-4 All-Time Record

Game-by-Game History

2024

March 19	First Round	South Florida	L, 83-77

2023

March 15	First Round	at #4 seed Florida	W, 67-49
March 19	Second Round	at #1 seed Oregon	L, 68-54

2017 - No. 4 Seed

March 15	First Round	#5 seed Colorado	W, 79-74
March 20	Second Round	at #1 seed Illinois State	W, 63-62
March 22	Quarterfinals	#2 seed Illinois	W, 68-58
March 28	Semifinals	vs. #4 seed TCU	L, 68-53

2012 - No. 6 Seed

March 14	First Round	at #3 seed Drexel	L, 81-56

Taylor Hendricks (2022-23) scored 17 points and collected eight rebounds in UCF's first win over the Gators in Gainesville, helping UCF to win its 2023 NIT contest against Florida 67-49.

UCF Team Highs

POINTS

1.	79	vs. Colorado (3/15/17)
2.	77	vs. South Florida (3/19/24)
3.	68	vs. Illinois (3/22/17)
4.	67	at Florida (3/15/23)
5.	63	at Illinois State (3/20/17)
6.	56	at Drexel (3/14/12)
7.	54	at Oregon (3/19/23)
8.	53	vs. TCU (3/28/17)

POINTS ALLOWED

1.	49	at Florida (3/15/23)
2.	58	vs. Illinois (3/22/17)
3.	62	at Illinois State (3/20/17)
4.	68	at Oregon (3/19/23)
4.	68	vs. TCU (3/28/17)
6.	74	vs. Colorado (3/15/17)
7.	81	at Drexel (3/14/12)
8.	83	vs. South Florida (3/19/24)

FIELD GOAL PERCENTAGE

1.	54.3% (25-46)	vs. Colorado (3/15/17)
2.	52.7% (29-55)	at Florida (3/15/23)
3.	44.9% (22-49)	vs. Illinois (3/22/17)
4.	43.8% (28-64)	vs. South Florida (3/19/24)
5.	39.6% (21-53)	at Illinois State (3/20/17)
6.	38.2% (21-55)	at Drexel (3/14/12)
7.	33.3% (19-57)	vs. TCU (3/28/17)
8.	30.6% (19-62)	at Oregon (3/19/23)

THREE POINT PERCENTAGE

1.	54.5% (9-33)	vs. Colorado (3/15/17)
2.	46.7% (7-15)	at Illinois State (3/20/17)
3.	40.0% (6-15)	at Florida (3/15/23)
4.	36.0% (9-25)	vs. South Florida (3/19/24)
5.	35.0% (7-20)	vs. Illinois (3/22/17)
6.	26.7% (4-15)	at Drexel (3/14/12)
7.	24.0% (6-25)	vs. TCU (3/28/17)
8.	16.7% (5-30)	at Oregon (3/19/23)

FREE THROW PERCENTAGE

1.	81.0% (17-21)	vs. Illinois (3/22/17)
2.	78.6% (11-14)	at Oregon (3/19/23)
3.	77.8% (14-18)	at Illinois State (3/20/17)
4.	75% (3-4)	at Florida (3/15/23)
5.	64.3% (9-14)	vs. TCU (3/28/17)
6.	53.1% (17-32)	vs. Colorado (3/15/17)
7.	52.2% (12-23)	vs. South Florida (3/19/24)
8.	50.0% (10-20)	at Drexel (3/14/12)

REBOUNDS

1.	43 (7 Off., 36 Def.)	vs. Illinois (3/22/17)
2.	39 (10 Off., 29 Def.)	at Florida (3/15/23)
3.	38 (14 Off., 24 Def.)	vs. South Florida (3/19/24)
3.	38 (11 Off., 27 Def.)	at Illinois State (3/20/17)
5.	35 (11 Off., 24 Def.)	vs. TCU (3/28/17)
6.	34 (7 Off., 27 Def.)	vs. Colorado (3/15/17)
7.	31 (10 Off., 21 Def.)	at Oregon (3/19/23)
8.	30 (13 Off., 17 Def.)	at Drexel (3/14/12)

ASSISTS

1.	12	vs. Colorado (3/15/17)
2.	11	vs. Illinois (3/22/17)
3.	10	at Illinois State (3/20/17)
4.	9	at Florida (3/15/23)
4.	7	at Drexel (3/14/12)
6.	6	vs. South Florida (3/19/24)
6.	6	at Oregon (3/19/23)
8.	5	vs. TCU (3/28/17)

STEALS

1.	13	at Florida (3/15/23)
2.	11	at Oregon (3/19/23)
3.	8	vs. South Florida (3/19/24)
3.	8	vs. TCU (3/28/17)
5.	5	vs. Illinois (3/22/17)
6.	4	at Illinois State (3/20/17)
7.	3	vs. Colorado (3/15/17)
8.	1	at Drexel (3/14/12)

BLOCKED SHOTS

1.	7	vs. TCU (3/28/17)
2.	4	vs. Illinois (3/22/17)
3.	3	at Florida (3/15/23)
3.	3	at Illinois State (3/20/17)
3.	3	vs. Colorado (3/15/17)
6.	2	at Oregon (3/19/23)
7.	1	vs. South Florida (3/19/24)
7.	1	at Drexel (3/14/12)

TURNOVERS

1.	10	vs. TCU (3/28/17)
1.	10	vs. Colorado (3/15/17)
1.	10	at Drexel (3/14/12)
4.	13	vs. South Florida (3/19/24)
4.	13	at Oregon (3/19/23)
6.	15	at Illinois State (3/20/17)
7.	18	at Florida (3/15/23)
8.	21	vs. Illinois (3/22/17)

TURNOVERS FORCED

1.	18	at Oregon (3/19/23)
1.	18	at Florida (3/15/23)
3.	17	vs. South Florida (3/19/24)
4.	11	vs. Illinois (3/22/17)
5.	10	vs. TCU (3/28/17)
6.	8	at Drexel (3/17/12)
7.	7	at Illinois State (3/20/17)
7.	7	vs. Colorado (3/15/17)

Tacko Fall (2015-19) poses with a digit board of himself on UCF's tour of New York City prior to the NIT Semifinals in 2017. Fall is the only Knight to record a double-double in NIT play, doing so against Illinois.

UCF Individual Highs

POINTS

1.	B.J. Taylor	26 (3/15/17)
2.	Jaylin Sellers	24 (3/19/24)
3.	B.J. Taylor	22 (3/20/17)
4.	C.J. Kelly	21 (3/15/23)
5.	Marchelus Avery	19 (3/19/24)
6.	Taylor Hendricks	17 (3/15/23)
6.	B.J. Taylor	17 (3/22/17)
6.	Matt Williams	17 (3/15/17)
6.	A.J. Davis	17 (3/15/17)
10.	Matt Williams	16 (3/22/17)
10.	A.J. Davis	16 (3/22/17)
12.	Matt Williams	15 (3/28/17)
12.	Matt Williams	15 (3/20/17)
13.	Darius Johnson	14 (3/19/24)
14.	C.J. Kelly	13 (3/19/23)
15.	Ithiel Horton	12 (3/15/23)
15.	Keith Clanton	12 (3/14/12)

REBOUNDS

1.	Tacko Fall	14 (3/20/17)
2.	Lahat Thioune	10 (3/15/23)
2.	Tacko Fall	10 (3/22/17)
2.	Nick Banyard	10 (3/22/17)
5.	Marchelus Avery	9 (3/19/24)
5.	Taylor Hendricks	9 (3/19/23)
7.	Taylor Hendricks	8 (3/15/23)
7.	Tacko Fall	8 (3/15/17)
7.	A.J. Davis	8 (3/15/17)
7.	Kasey Wilson	8 (3/14/12)

BLOCKS

1.	Tacko Fall	6 (3/28/17)
2.	Tacko Fall	3 (3/22/17)
2.	Tacko Fall	3 (3/15/17)

ASSISTS

1.	B.J. Taylor	5 (3/20/17)
2.	Darius Johnson	4 (3/19/24)
2.	B.J. Taylor	4 (3/15/17)
2.	A.J. Rompza	4 (3/14/12)
5.	Darius Johnson	3 (3/15/23)
5.	A.J. Davis	3 (3/22/17)
5.	Nick Banyard	3 (3/22/17)
5.	A.J. Davis	3 (3/20/17)
5.	Matt Williams	3 (3/15/17)
5.	A.J. Davis	3 (3/15/17)

B.J. Tayor (2014-19) netted 26 points against Coloroado, the program's highest NIT single-game total in UCF's first NIT victory. He also owns the second-highest single game total, scoring 22 points at Illinois State.

STEALS

1.	C.J. Kelly	6 (3/19/23)
2.	Darius Johnson	5 (3/15/23)
3.	Marchelus Avery	4 (3/19/24)
4.	Ithiel Horton	3 (3/15/23)
5.	Jaylin Sellers	2 (3/19/24)
5.	Matt Williams	2 (3/28/17)
5.	A.J. Davis	2 (3/28/17)
5.	A.J. Davis	2 (3/22/17)
5.	B.J. Taylor	2 (3/20/17)
5.	Matt Williams	2 (3/20/17)

FIELD GOALS

1.	C.J. Kelly	9 (3/15/23)
2.	Jaylin Sellers	8 (3/19/24)
2.	Taylor Hendricks	8 (3/15/23)
4.	Marchelus Avery	7 (3/19/24)
4.	B.J. Taylor	7 (3/15/17)
6.	Matt Williams	6 (3/15/17)

THREE-POINTERS

1.	Matt Williams	5 (3/20/17)
1.	B.J. Taylor	5 (3/15/17)
2.	Matt Williams	4 (3/22/17)
2.	Matt Williams	4 (3/15/17)

FREE THROWS MADE

1.	B.J. Taylor	11 (3/20/17)
2.	A.J. Davis	8 (3/22/17)
3.	B.J. Taylor	7 (3/15/17)
4.	B.J. Taylor	6 (3/22/17)
5.	Jaylin Sellers	5 (3/19/24)
5.	Matt Williams	5 (3/15/17)
5.	Marcus Jordan	5 (3/14/12)

College Basketball Invitational Tournament History

1 Appearance

2-1 All-Time Record

Game-by-Game History

2011

March 16	First Round	St. Bonaventure	W, 69-54
March 21	Second Round	Rhode Island	W, 66-54
March 23	Semifinals	at Creighton	L, 82-64

UCF Team Highs

POINTS

1.	69	vs. St. Bonaventure (3/16/11)
2.	66	vs. Rhode Island (3/21/11)
3.	64	at Creighton (3/23/11)

POINTS ALLOWED

1.	54	vs. Rhode Island (3/21/11)
1.	54	vs. St. Bonaventure (3/16/11)
3.	82	at Creighton (3/23/11)

FIELD GOAL PERCENTAGE

1.	52.1% (25-48)	vs. St. Bonaventure (3/16/11)
2.	48.9% (22-45)	at Creighton (3/23/11)
3.	45.3% (29-64)	vs. Rhode Island (3/21/11)

THREE POINT PERCENTAGE

1.	25.0% (3-12)	vs. St. Bonaventure (3/16/11)
2.	23.8% (5-21)	vs. Rhode Island (3/21/11)
3.	12.5% (2-16)	at Creighton (3/23/11)

FREE THROW PERCENTAGE

1.	76.2% (16-21)	vs. St. Bonaventure (3/16/11)
2.	72.0% (18-25)	at Creighton (3/23/11)
3.	25.0% (3-12)	vs. Rhode Island (3/21/11)

REBOUNDS

1.	44 (19 Off., 25 Def.)	vs. Rhode Island (3/21/11)
2.	27 (7 Off., 20 Def.)	vs. St. Bonaventure (3/16/11)
3.	23 (7 Off., 16 Def.)	at Creighton (3/23/11)

ASSISTS

1.	15	vs. Rhode Island (3/21/11)
2.	14	vs. St. Bonaventure (3/16/11)
3.	7	at Creighton (3/23/11)

STEALS

1.	9	at Creighton (3/23/11)
2.	5	vs. Rhode Island (3/21/11)
2.	5	vs. St. Bonaventure (3/16/11)

BLOCKED SHOTS

1.	5	vs. St. Bonaventure (3/16/11)
2.	4	at Creighton (3/23/11)
2.	4	vs. Rhode Island (3/21/11)

TURNOVERS

1.	10	vs. Rhode Island (3/21/11)
2.	11	vs. St. Bonaventure (3/16/11)
3.	19	at Creighton (3/23/11)

TURNOVERS FORCED

1.	16	vs. St. Bonaventure (3/16/11)
2.	13	at Creighton (3/23/11)
3.	11	vs. Rhode Island (3/21/11)

UCF Individual Highs

POINTS

1.	Keith Clanton	26 (3/23/11)
2.	Marcus Jordan	18 (3/16/11)
3.	Keith Clanton	16 (3/21/11)
4.	A.J. Rompza	13 (3/16/11)
5.	A.J. Rompza	12 (3/23/11)
5.	Isaiah Sykes	12 (3/23/11)
7.	A.J. Tyler	11 (3/21/11)
8.	Tom Herzog	10 (3/21/11)
8.	Tom Herzog	10 (3/16/11)

REBOUNDS

1.	Keith Clanton	9 (3/21/11)
2.	Isaiah Sykes	6 (3/23/11)
2.	Dwight McCombs	6 (3/21/11)
2.	Isaiah Sykes	6 (3/16/11)

BLOCKS

1.	Tom Herzog	2 (3/23/11)
2.	11 tied	1, (last instance 3/23/11)

ASSISTS

1.	A.J. Rompza	7 (3/16/11)
2.	A.J. Rompza	5 (3/23/11)
3.	Marcus Jordan	4 (3/21/11)
3.	P.J. Gaynor	4 (3/21/11)

STEALS

1.	Isaiah Sykes	4 (3/21/11)
2.	A.J. Rompza	3 (3/23/11)
3.	Isaiah Sykes	2 (3/16/11)
3.	Marcus Jordan	2 (3/16/11)

FIELD GOALS

1.	Keith Clanton	9 (3/23/11)
1.	Keith Clanton	7 (3/21/11)
2.	Marcus Jordan	6 (3/16/11)
3.	Isaiah Sykes	5 (3/23/11)
3.	Tom Herzog	5 (3/21/11)
3.	Tom Herzog	5 (3/16/11)

THREE-POINTERS

1.	A.J. Tyler	2 (3/21/11)
1.	Marcus Jordan	2 (3/16/11)

FREE THROWS MADE

1.	A.J. Rompza	8 (3/23/11)
2.	Keith Clanton	7 (3/23/11)
2.	A.J. Rompza	7 (3/16/11)
4.	Marcus Jordan	4 (3/16/11)
4.	Keith Clanton	4 (3/16/11)

Individual Single-Game Records

Single-Game Points

1.	Bo Clark vs. Fla. Memorial (1/31/77)	70
2.	Bo Clark vs. Florida Tech (1/17/79)	51
3.	Bo Clark vs. Florida Tech (1/23/80)	49
4.	Jermaine Taylor vs. Rice (2/25/09)	45
5.	Bo Clark vs. Blackburn (12/29/79)	44
	Bo Clark vs. Flagler (11/28/78)	44
7.	Mike Clark vs. Atlanta Baptist (2/19/72)	43
8.	Darius Johnson vs. Villanova (4/5/25)	42
	Mark Jones vs. St. Thomas (12/18/97)	42
	Bennie Shaw vs. Florida A&M (2/5/75)	42

Single-Game Points (Div. I only)

1.	Jermaine Taylor vs. Rice (2/25/09)	45
2.	Darius Johnson vs. Villanova (4/5/25)	42
	Mark Jones vs. St. Thomas (12/18/97)	42
4.	Keyshawn Hall at Arizona State (1/14/25)	40
	Matt Williams vs. USF (1/17/17)	38
	Jermaine Taylor at UTEP (2/11/09)	38
	Jermaine Taylor vs. Chicago St. (12/30/08)	38
8.	Brad Traina at Stetson (2/14/98)	37

Single-Game Field Goals

1.	Bo Clark vs. Florida Memorial (1/31/77)	33
2.	Bo Clark vs. Florida Tech (1/17/79)	23
3.	Bo Clark vs. Florida Tech (1/23/80)	19
	Bo Clark vs. Flagler (11/28/78)	19
5.	Mike Clark at Maritime (12/21/70)	18
6.	Bo Clark vs. Blackburn (1/8/79)	17
	Bo Clark vs. Valdosta State (3/11/76)	17
	Bennie Shaw vs. Eckerd (2/11/76)	17
	Bo Clark vs. West. New England (1/14/76)	17
	Bennie Shaw vs. St. Bernard's (2/4/75)	17

Single-Game Field Goal Attempts

1.	Bo Clark vs. Florida Memorial (1/31/77)	47
2.	Bo Clark vs. Flagler (11/28/78)	38
3.	Bo Clark vs. St. Leo (1/30/79)	36
	Bo Clark vs. Blackburn (1/8/79)	36
5.	Bo Clark vs. New Mexico (12/16/78)	35
6.	Bo Clark vs. Rollins (2/3/79)	34
7.	Bo Clark vs. UTEP (12/15/78)	32
8.	Willie Edison vs. Rollins (2/12/82)	31
	Jermaine Taylor vs. East Carolina (3/7/09)	31
	Bo Clark vs. Rollins (3/12/76)	31
	Bo Clark vs. Valdosta State (3/11/76)	31

Single-Game Field Goal Percentage

(min. 10 attempts)

1.	Tacko Fall	1.000 (10-10) vs. Villanova (11/20/16)
	Eddie Rhodes	1.000 (10-10) vs. Florida International (12/4/80)
	Jerry Prather	1.000 (10-10) vs. Dickinson (1/10/76)
4.	Keith Clanton	.933 (14-15) vs. Bethune-Cookman (12/12/12)
5.	Tacko Fall	.917 (11-12) vs. Miami-Ohio (12/18/16)
6.	Tacko Fall	.917 (11-12) at Stetson (12/2/15)
7.	Isaiah Adams	.909 (10-11) vs. Tulane (02/20/21)
	Tacko Fall	.909 (10-11) vs. Bethune-Cookman (12/21/16)
	Pat Crocklin	.909 (10-11) vs. Mercer (2/22/86)
9.	A.J. Davis	.900 (9-10) at Memphis (2/11/18)
	Keith Clanton	.900 (9-10) vs. Alabama State (11/13/12)
	Josh Peppers	.900 (9-10) at East Carolina (2/7/07)
	Anthony Williams	.900 (9-10) vs. Campbell (12/16/04)
	Ken Leeks	.900 (9-10) vs. UW-Milwaukee (12/15/90)

Single-Game 3-Point Field Goals

1.	Matt Williams vs. USF (1/17/17)	11
2.	Darius Johnson vs. Milwaukee (11/27/24)	8
	Jason Thornton vs. J'ville State (1/10/00)	8
	Brad Traina vs. Georgia State (1/4/99)	8
	Harry Kennedy vs. J'ville State (1/6/96)	8
6.	Darius Johnson vs. Oklahoma State (3/5/25)	7
	Ithiel Horton vs. South Florida (2/22/23)	7
	Darin Green, Jr. vs. Michigan (12/30/21)	7
	Matt Williams vs. Florida Tech (12/1/12)	7
	Mike O'Donnell vs. Rollins (11/15/06)	7
	Gary Johnson vs. Connecticut (3/18/05)	7
	Harry Kennedy vs. SE Louisiana (1/11/97)	7

Single-Game 3-Point Field Goal Attempts

1.	Matt Williams vs. USF (1/17/17)	21
2.	Mike O'Donnell at Marshall (2/23/08)	16
3.	Darius Johnson at West Virginia (2/20/24)	15
	Jermaine Taylor vs. S. Miss (3/13/08)	15
	Harry Kennedy vs. Campbell (2/8/97)	15
	Harry Kennedy vs. UNLV (12/30/95)	15
7.	Ithiel Horton vs. South Florida (2/22/23)	14
	Matt Williams vs. Maryland-ES (12/10/16)	14
	Matt Williams at Tulane (12/28/16)	14
	Jermaine Taylor vs. East Carolina (3/7/09)	14
	Gary Johnson vs. Connecticut (3/18/05)	14
	Eric Riggs vs. Massachusetts (3/14/96)	14
	Harry Kennedy vs. NC State (1/5/96)	14

Single-Game 3-Point Field Goal Percentage

(min. 5 attempts)

1.	Mike O'Donnell	1.000 (6-6) vs. UTEP (1/23/08)
	Mike O'Donnell	1.000 (6-6) vs. UTEP (3/4/06)
	Jason Thornton	1.000 (6-6) vs. S.C. State (11/28/99)
4.	Darin Green Jr.	.857 (6-7) vs. Tulsa (2/9/20)
5.	Darius Johnson	.833 (5-6) at TCU (3/9/24)
	Brandon Mahan	.833 (5-6) vs. Tulsa (2/14/22)
	Dexter Lyons	.833 (5-6) vs. Florida Atlantic (1/14/04)
	Mark Jones	.833 (5-6) vs. St. Thomas (12/18/97)
	Mark Jones	.833 (5-6) vs. Nova Southeastern (12/13/97)
	Patrick Butts	.833 (5-6) vs. Campbell (2/16/95)
	Patrick Butts	.833 (5-6) vs. Centenary (2/6/95)
	Patrick Butts	.833 (5-6) vs. FIU (1/7/95)
	Tommy Tormohlen	.833 (5-6) vs. Maine (11/24/90)

Single-Game Free Throws

1.	Darius Johnson vs. Villanova (4/5/25)	17
2.	Bennie Shaw vs. Medger Evers (12/18/75)	15
3.	Keyshawn Hall at Oklahoma State (2/19/25)	14
	Jermaine Taylor vs. Sam Houston St. (1/3/09)	14
	Stacey Castle vs. Georgia State (1/20/96)	14
	Victor Saxton vs. Mercer (2/15/93)	14
	Mike Clark vs. Greensboro (12/19/70)	14
8.	Jaylin Sellers vs. Oklahoma (2/3/24)	13
	B.J. Taylor at Memphis (1/17/15)	13
	Lavell Payne at Houston (1/24/07)	13
	Brad Traina vs. Stetson (2/14/98)	13
	Fred Crawford vs. FIU (2/12/88)	13

Single-Game Free Throw Attempts

1.	Tacko Fall vs. South Florida (2/13/19)	21
2.	Darius Johnson vs. Villanova (4/5/25)	20
3.	Don Mathis vs. McCoy AFB (1/29/71)	19
4.	Keyshawn Hall at Oklahoma State (2/19/25)	17
	Isaiah Sykes at Rutgers (1/15/14)	17
	Isaiah Sykes vs. Belmont (12/29/12)	17
	Ken Leeks vs. Mt. St. Mary's (3/4/89)	17
8.	A.J. Davis vs. Memphis (1/3/18)	16
	Jermaine Taylor vs. Sam Houston St. (1/3/09)	16
	Lavell Payne at Houston (1/24/07)	16
	Brad Traina vs. Stetson (2/14/98)	16
	Stacey Castle vs. Georgia State (1/20/96)	16
	Ken Leeks vs. Florida A&M (1/11/90)	16
	Fred Crawford vs. FIU (2/12/88)	16
	Bo Clark vs. Florida Memorial (1/31/77)	16

Single-Game Rebounds

1.	Ron Thornton vs. Edward Waters (11/24/81)	23
	Ed Fluitt vs. Embry-Riddle (12/1/71)	23
3.	Ed Fluitt vs. Hawthorne (1/26/72)	21
4.	Tacko Fall vs. SMU (2/24/19)	20
	Paul Reed at Marist (12/22/01)	20
	David Lewis vs. Eckerd (2/4/76)	20
	Jim Flanagan vs. Florida Bible (1/11/71)	20
	Don Mathis at Florida Bible (12/11/70)	20
9.	Ibrahima Diallo vs. BYU (1/13/24)	19
	Brad Traina vs. Centenary (1/9/97)	19
	Howard Porter vs. SE Louisiana (2/29/96)	19
	Dean Rossin vs. St. Michael's (1/10/80)	19
	Ruben Cotton vs. Furman (12/1/79)	19
	John Smith vs. Palm Beach Atlantic (12/2/72)	19

Single-Game Rebounds (Div. I only)

1.	Tacko Fall vs. SMU (2/24/19)	20
	Paul Reed at Marist (12/22/01)	20
3.	Ibrahima Diallo vs. BYU (1/13/24)	19
	Brad Traina vs. Centenary (1/9/97)	19
	Howard Porter vs. SE Louisiana (2/29/96)	19

Single-Game Assists

1.	Kingsley Edwards vs. Troy (1/16/05)	14
	Cory Perry vs. Florida Atlantic (2/20/99)	14
3.	Brandon Goodwin at Tulane (2/19/15)	13
	A.J. Rompza at Marshall (2/27/10)	13
	Mike Clark vs. USF (12/11/72)	13
	Mike Clark vs. Embry-Riddle (12/1/72)	13
7.	Cory Perry vs. Florida Atlantic (2/5/98)	12
	Anthony Haynes vs. Liberty (3/2/90)	12
	Cleveland Jackson vs. Fla. Southern (1/24/78)	12
	Mike Clark vs. New Hampshire (1/24/73)	12
	Mike Lalone vs. Patrick AFB (1/15/71)	12

Single-Game Steals

1.	Ruben Cotton vs. Florida Tech (12/10/79)	11
	Jerry Prather vs. Lawrence (12/17/77)	11
3.	Isaiah Sykes vs. Georgia SW (2/26/13)	9
4.	Bo Clark vs. Blackburn (1/8/79)	8
	Cleveland Jackson vs. Blackburn (1/8/79)	8
	Jerry Prather vs. Edward Waters (1/5/78)	8
7.	Darius Johnson at West Virginia (3/8/25)	7
	Daruis Johnson vs. California Baptist (12/1/24)	7
	Darius Johnson at Wichita State (2/8/23)	7
	Marius Boyd vs. Jacksonville (1/20/03)	7
	Ruben Cotton vs. Fla. Memorial (12/4/79)	7
	Bo Clark vs. St. Leo (1/30/79)	7
	Jerry Prather vs. Florida Memorial (1/14/78)	7
	Pete Haas vs. Clearwater Christian (2/5/74)	7
	Arnett Hall at Elmhurst (12/21/72)	7

Single-Game Blocks

1.	Moustapha Thiam vs. Kansas State (2/26/25)	8
	Tom Herzog vs. Bethune-Cookman (12/11/10)	8
	Keith Clanton vs. SE Louisiana (12/4/10)	8
	Tony Davis at USF (12/1/07)	8
5.	Staphon Blair vs. USC Upstate (11/23/14)	7
	Keith Clanton vs. Southern Miss (2/6/13)	7
	John Friday vs. Delaware State (1/10/87)	7
	John Friday vs. Western Illinois (1/5/87)	7
9.	Moustapha Thiam vs. Tarleton State (12/8/24)	6
	Moustapha Thiam vs. Texas A&M (11/4/24)	6
	Omar Payne at West Virginia (2/20/24)	6
	Tacko Fall at Missouri (12/2/18)	6
	Tacko Fall vs. TCU (3/28/17)	6
	Tacko Fall vs. Florida Atlantic (12/12/15)	6
	Keith Clanton vs. Saint Thomas (11/12/11)	6
	Anthony Williams vs. South Dakota St. (2/21/05)	6
	Paul Reed vs. Stetson (1/2/02)	6
	Dean Rossin vs. Florida Southern (2/9/80)	6

Individual Single-Season Records

Single-Season Points

1.	Jermaine Taylor (2008-09)	812
2.	Bo Clark (1976-77)	806
3.	Bo Clark (1979-80)	751
4.	Bo Clark (1978-79)	727
5.	Mike Clark (1970-71)	718
6.	Jermaine Taylor (2007-08)	646
7.	Darius Johnson (2024-25)	644
8.	Bennie Shaw (1975-76)	634
9.	Keyshawn Hall (2024-25)	620
10.	Mike Clark (1971-72)	606

Single-Season Points (Div. I only)

1.	Jermaine Taylor (2008-09)	812
2.	Jermaine Taylor (2007-08)	646
3.	Darius Johnson (2024-25)	644
4.	Keyshawn Hall (2024-25)	620
5	Mark Jones (1997-98)	581
6.	Dexter Lyons (2003-04)	567
7.	Matt Williams (2016-17)	542
8.	BJ Taylor (2018-19)	526
9.	Jaylin Sellers (2023-24)	524
10.	Ken Leeks (1991-92)	517

Single-Season Scoring Average

1.	Bo Clark (1978-79)	31.6
2.	Bo Clark (1976-77)	28.6
3.	Bo Clark (1979-80)	27.8
4.	Mike Clark (1970-71)	27.6
5.	Mike Clark (1969-70)	26.5
6.	Jermaine Taylor (2008-09)	26.2
7.	Bennie Shaw (1975-76)	25.4
8.	Bennie Shaw (1974-75)	25.2
9.	Bo Clark (1975-76)	24.1
10.	Mike Clark (1971-72)	23.3

Single-Season Scoring Average (Div. I only)

1.	Jermaine Taylor (2008-09)	26.2
2.	Jermaine Taylor (2007-08)	20.8
	Mark Jones (1997-98)	20.8
4.	Ochiel Swaby (1994-95)	19.0
5.	Keyshawn Hall (2024-25)	18.8
6.	Ken Leeks (1991-92)	18.5

Single-Season Field Goals

1.	Bo Clark (1976-77)	331
2.	Bo Clark (1978-79)	315
3.	Bo Clark (1979-80)	311
4.	Jermaine Taylor (2008-09)	291
5.	Mike Clark (1970-71)	280
6.	Jerry Prather (1977-78)	277
7.	Bo Clark (1975-76)	258
8.	Bennie Shaw (1975-76)	256
9.	Arnett Hall (1972-73)	240
	Bennie Shaw (1972-73)	240

Single-Season Field Goal Attempts

1.	Bo Clark (1976-77)	677
2.	Bo Clark (1978-79)	632
3.	Jermaine Taylor (2008-09)	606
4.	Bo Clark (1979-80)	602
5.	Mike Clark (1970-71)	551
6.	Bo Clark (1975-76)	507
7.	Bennie Shaw (1975-76)	506
8.	Jermaine Taylor (2007-08)	501
9.	Bennie Shaw (1974-75)	490
10.	Cleveland Jackson (1977-78)	481

Single-Season Field Goal Percentage

(min. 100 attempts)

1.	Tacko Fall (2017-18)	.767 (79-103)
2.	Tacko Fall (2015-16)	.750 (96-128)
3.	Tacko Fall (2018-19)	.748 (154-206)
4.	Tacko Fall (2016-17)	.715 (168-235)
5.	Davin Granberry (1997-98)	.672 (88-131)
6.	Willie Edison (1981-82)	.668 (195-292)
7.	Larry Gowins (1982-83)	.618 (94-154)
8.	Staphon Blair (2014-15)	.609 (95-156)
9.	Tyrone Sparrow (1976-77)	.603 (135-224)
10.	Gerald Jones (1979-80)	.597 (225-337)

Single-Season 3-Point Field Goals

1.	Matt Williams (2016-17)	126
2.	Gary Johnson (2004-05)	103
3.	Jason Thornton (1999-00)	94
	Harry Kennedy (1995-96)	94
5.	Darius Johnson (2024-25)	93
6.	Jermaine Taylor (2008-09)	92
7.	Ray Abellard (2002-03)	88
8.	Darin Green, Jr. (2021-22)	87
9.	Harry Kennedy (1996-97)	81
10.	Ray Abellard (2001-02)	80

Single-Season 3-Point Field Goal Attempts

1.	Matt Williams (2016-17)	328
2.	Gary Johnson (2004-05)	248
3.	Jermaine Taylor (2008-09)	245
4.	Harry Kennedy (1995-96)	236
5.	Darius Johnson (2024-25)	235
6.	Harry Kennedy (1996-97)	234
7.	Darin Green, Jr. (2021-22)	226
8.	Ithiel Horton (2022-23)	224
9.	Ray Abellard (2002-03)	217
10.	Jermaine Taylor (2007-08)	215

Single-Season 3-Point Field Goal Percentage

(min. 50 attempts)

1.	Kasey Wilson (2012-13)	.500 (42-84)
2.	Jason Thornton (1999-00)	.495 (94-190)
3.	Edsel Bester	.490 (25-51)
4.	Nick Banyard (2016-17)	.471 (32-68)
5.	Darryl Davis (1992-93)	.469 (45-96)
	Edsel Bester (1989-90)	.469 (45-96)
7.	Ray Abellard (2001-02)	.462 (80-173)
8.	Dave Noel (2007-08)	.455 (108-137)
9.	Isaac Sosa (2008-09)	.452 (57-126)
10.	Dexter Lyons (2003-04)	.444 (72-162)

Single-Season Free Throws

1.	Keyshawn Hall (2024-25)	199
2.	BJ Taylor (2018-19)	187
3.	Marcus Jordan (2010-11)	165
4.	Mike Clark (1970-71)	158
5.	Bo Clark (1976-77)	144
6.	Darius Johnson (2024-25)	139
7.	Jermaine Taylor (2008-09)	138
8.	Mike Clark (1971-72)	134
9.	Ray Abellard (2002-03)	130
10.	Bo Clark (1979-80)	129

Single-Season Free Throw Attempts

1.	Keyshawn Hall (2024-25)	244
2.	BJ Taylor (2018-19)	240
3.	Mike Clark (1970-71)	225
4.	Marcus Jordan (2010-11)	213
5.	Isaiah Sykes (2013-14)	198
6.	Isaiah Sykes (2012-13)	188
7.	Ken Leeks (1991-92)	186
8.	Mike Clark (1971-72)	185
9.	Keith Clanton (2012-13)	177
10.	Keith Clanton (2010-11)	176

Single-Season Free Throw Percentage

(min. 50 attempts)

1.	Stan Haithcock (1986-87)	.920 (46-50)
2.	Brandon Mahan (2020-21)	.906 (58-64)
3.	Brandon Mahan (2021-22)	.889 (48-54)
4.	Cleveland Jackson (1980-81)	.864 (70-81)
	Jimmie Ferrell (1980-81)	.864 (70-81)
6.	Eric Riggs (1995-96)	.863 (44-51)
7.	Bob Blackwood (1989-90)	.861 (68-79)
8.	Darius Johnson (2022-23)	.860 (43-50)
9.	Dave Noel (2006-07)	.854 (111-130)
10.	Bo Clark (1975-76)	.851 (86-101)

Single-Season Rebounds

1.	Ed Fluitt (1971-72)	364
2.	Tacko Fall (2016-17)	343
3.	Ruben Cotton (1979-80)	320
4.	Dean Rossin (1980-81)	299
5.	Ken Leeks (1990-91)	268
6.	Keith Clanton (2011-12)	266
7.	Keith Clanton (2012-13)	263
8.	Wil Nix (1978-79)	258
9.	Keith Clanton (2010-11)	254
10.	Lee Riley (1976-77)	251
	Tacko Fall (2018-19)	251

Single-Season Rebounds (Div. I only)

1.	Tacko Fall (2016-17)	343
2.	Ken Leeks (1990-91)	268
3.	Keith Clanton (2011-12)	266
4.	Keith Clanton (2012-13)	263
5.	Keith Clanton (2010-11)	254
6.	Tacko Fall (2018-19)	251
7.	Paul Reed (2001-02)	248

Single-Season Rebound Average

1.	Ed Fluitt (1971-72)	14.0
2.	Ruben Cotton (1979-80)	11.0
3.	Dean Rossin (1980-81)	10.7
4.	Ken Leeks (1990-91)	9.9
	Wil Nix (1978-79)	9.9
6.	Tacko Fall (2016-17)	9.5
7.	Ed Smith (1973-74)	9.3
8.	Ken Leeks (1989-90)	9.0
9.	Paul Reed (2001-02)	8.9
	Willy Belotte (1973-74)	8.9

Single-Season Assists

1.	Sinua Phillips (1991-92)	183
2.	Darius Johnson (2024-25)	160
3.	Mike Clark (1971-72)	153
4.	Al Miller (2000-01)	149
5.	Cory Perry (1998-99)	146
6.	Cleveland Jackson (1978-79)	145
7.	Cory Perry (1997-98)	143
8.	Terrell Allen (2018-19)	142
9.	Isaiah Sykes (2012-13)	141
10.	Cory Perry (1999-00)	139

** A.J. Rompza (150, 2008-09; 144, 2009-10) statistics vacated due to NCAA sanctions*

Single-Season Steals

1.	Jerry Prather (1977-78)	110
2.	Ruben Cotton (1979-80)	97
3.	Ed Smith (1971-72)	84
4.	Darius Johnson (2024-25)	83
5.	Jerry Prather (1976-77)	79
6.	Eddie Rhodes (1981-82)	78
7.	Darius Johnson (2023-24)	73
	Cleveland Jackson (1978-79)	73
9.	Isaiah Sykes (2012-13)	72
10.	Gary Johnson (2004-05)	71

** A.J. Rompza (81, 2009-10) statistics vacated due to NCAA sanctions*

Single-Season Blocks

1.	Tacko Fall (2016-17)	94
2.	Moustapha Thiam (2024-25)	88
3.	Tacko Fall (2018-19)	85
4.	John Friday (1986-87)	74
5.	Tacko Fall (2015-16)	70
6.	Keith Clanton (2012-13)	63
7.	Keith Clanton (2010-11)	60
8.	Taylor Hendricks (2022-23)	59
	Keith Clanton (2011-12)	59
	Tom Herzog (2010-11)	59
	Isaac McKinnon (1983-84)	59

Single-Season Minutes

1.	Matt Williams (2016-17)	1,315
2.	Darius Johnson (2024-25)	1,271
3.	Taylor Hendricks (2022-23)	1,179
4.	B.J. Taylor (2018-19)	1,136
5.	Marcus Jordan (2011-12)	1,112
6.	Keyshawn Hall (2024-25)	1,104
7.	Aubrey Dawkins (2018-19)	1,103
8.	Keith Clanton (2012-13)	1,096
9.	Gary Johnson (2004-05)	1,086
10.	Keith Clanton (2011-12)	1,085

Individual Career Records

Career Points

1.	Bo Clark (1975-77, 78-80)	2,866
2.	Mike Clark (1969-73)	2,085
3.	Jermaine Taylor (2005-09)	1,979
4.	Jerry Prather (1974-78)	1,778
5.	Ken Leeks (1988-92)	1,763
6.	Keith Clanton (2009-13)	1,718
7.	BJ Taylor (2014-19)	1,618
8.	Darius Johnson (2021-25)	1,586
9.	Isaiah Sykes (2010-14)	1,545
10.	Darryl Davis (1991-95)	1,540

Career Points (Div. I only)

1.	Jermaine Taylor (2005-09)	1,979
2.	Ken Leeks (1988-92)	1,763
3.	Keith Clanton (2009-13)	1,718
4.	BJ Taylor (2014-19)	1,618
5.	Darius Johnson (2021-25)	1,586
6.	Isaiah Sykes (2010-14)	1,545

Career Scoring Average

1.	Bo Clark (1975-77, 78-80)	27.8
2.	Bennie Shaw (1974-76)	25.4
3.	Mike Clark (1969-73)	22.1
4.	Arnett Hall (1972-74)	20.5
5.	Ochiel Swaby (1993-95)	18.6
6.	Cleveland Jackson (1977-79)	18.3
7.	Harry Kennedy (1995-97)	17.4
8.	Gerald Jones (1978-80)	17.3
9.	Jerry Prather (1974-78)	16.6
10.	Ken Leeks (1988-92)	16.5

Career Field Goals

1.	Bo Clark (1975-77, 78-80)	1,215
2.	Jerry Prather (1974-78)	757
3.	Jermaine Taylor (2005-09)	710
4.	Mike Clark (1969-73)	674
5.	Ken Leeks (1988-92)	673
6.	Keith Clanton (2009-13)	622
7.	Isaiah Sykes (2010-14)	588
8.	Darryl Davis (1991-95)	583
9.	D'Quarius Stewart (1996-00)	520
10.	Darius Johnson (2024-25)	518

Career Field Goal Attempts

1.	Bo Clark (1975-77, 78-80)	2,418
2.	Jermaine Taylor (2008-09)	1,524
3.	Jerry Prather (1974-78)	1,297
4.	Darryl Davis (1991-95)	1,294
5.	Darius Johnson (2021-25)	1,292
6.	B.J. Taylor (2014-19)	1,248
7.	Keith Clanton (2009-13)	1,246
8.	Ken Leeks (1988-92)	1,204
9.	Isaiah Sykes (2010-14)	1,194
10.	D'Quarius Stewart (1996-00)	1,180

Career Field Goal Percentage
(min. 200 attempts)

1.	Tacko Fall (2015-19)	.740 (497-672)
2.	Willie Edison (1980-82)	.617 (246-399)
3.	Tyrone Sparrow (1975-77)	.598 (158-264)
4.	Jerry Prather (1974-78)	.584 (757-1,297)
5.	Staphon Blair (2012-16)	.583 (215-369)
6.	Dean Rossin (1979-81)	.575 (202-351)
7.	Justin McBride (2013-16)	.565 (170-301)
8.	Gerald Jones (1978-80)	.563 (365-648)
9.	Ken Leeks (1988-92)	.559 (673-1,204)
10.	Isaac McKinnon (1979-83)	.540 (230-426)

Career 3-Point Field Goals

1.	Matt Williams (2012-17)	274
2.	Jermaine Taylor (2005-09)	251
3.	Jason Thornton (1998-02)	220
4.	Darius Johnson (2021-25)	218
5.	Darin Green, Jr. (2019-22)	208
6.	Mike O'Donnell (2005-08)	195
7.	Isaac Sosa (2008-11)	190
8.	Josh Peppers (2006-07)	180
	B.J. Taylor (2014-19)	180
10.	D'Quarius Stewart (1996-00)	175
	Harry Kennedy (1995-97)	175

Career 3-Point Field Goal Attempts

1.	Matt Williams (2012-17)	740
2.	Jermaine Taylor (2005-09)	668
3.	Darius Johnson (2021-25)	606
4.	Darin Green, Jr. (2019-22)	536
5.	Jason Thornton (1998-02)	505
6.	BJ Taylor (2014-19)	501
7.	Mike O'Donnell (2005-08)	500
8.	Josh Peppers (2003-07)	491
9.	Harry Kennedy (1995-97)	470
10.	D'Quarius Stewart (1996-00)	466

Career 3-Point Field Goal Percentage
(min. 100 attempts)

1.	Edsel Bester (1986-90)	.474 (64-135)
2.	Jason Thornton (1998-02)	.436 (220-505)
3.	Ray Abellard (2001-03)	.431 (168-390)
4.	Isaac Sosa (2008-11)	.422 (190-450)
5.	Aubrey Dawkins (2018-19)	.403 (73-181)
6.	Anthony Haynes (1989-91)	.397 (85-214)
7.	Justin Rose (2004-06)	.396 (42-106)
	Darryl Davis (1991-95)	.396 (129-326)
9.	Dave Noel (2005-08)	.395 (66-167)
10.	Taylor Hendricks (2022-23)	.394 (61-155)

Career Free Throws

1.	Bo Clark (1975-77, 78-80)	456
	B.J. Taylor (2014-19)	456
3.	Ken Leeks (1988-92)	413
4.	Mike Clark (1969-73)	410
5.	Keith Clanton (2009-13)	399
6.	Marcus Jordan (2009-12)	350
7.	Isaiah Sykes (2010-14)	335
8.	Darius Johnson (2021-25)	332
9.	A.J. Davis (2015-18)	319
10.	Jermaine Taylor (2005-09)	308

Career Free Throw Attempts

1.	Ken Leeks (1988-92)	661
3.	B.J. Taylor (2014-19)	622
2.	Keith Clanton (2009-13)	621
4.	Bo Clark (1975-77, 78-80)	561
5.	Marcus Jordan (2009-12)	474
6.	A.J. Davis (2015-18)	441
7.	Dan Faison (1982-85)	440
8.	Mike Clark (1969-73)	428
9.	Darius Johnson (2021-25)	408
10.	Jermaine Taylor (2005-09)	403
	Paul Reed (1999-02)	403

Career Free Throw Percentage
(min. 100 attempts)

1.	Brandon Mahan (2019-22)	.856 (137-160)
2.	Cleveland Jackson (1977-79)	.838 (224-267)
3.	Harry Kennedy (1994-97)	.833 (183-221)
4.	Gerald Jones (1978-80)	.821 (206-251)
5.	Darius Johnson (2021-25)	.814 (332-408)
6.	Dave Noel (2005-08)	.812 (242-298)
7.	Jason Thornton (1998-02)	.811 (99-122)
8.	Bo Clark (1975-77, 78-80)	.813 (456-561)
9.	Pete Krull (1977-80)	.797 (141-177)
10.	Chris Wallen (1984-88)	.791 (117-148)

Career Rebounds

1.	Keith Clanton (2009-13)	1,000
2.	Ken Leeks (1988-92)	942
3.	Tacko Fall (2015-19)	887
4.	Jerry Prather (1974-78)	849
5.	Isaiah Sykes (2010-14)	764
6.	Willy Belotte (1972-76)	698
7.	Paul Reed (1999-02)	685
8.	A.J. Davis (2015-18)	633
9.	Dan Faison (1982-85)	626
10.	Mario Lovett (1996-01)	608

Career Rebounds (Div. I only)

1.	Keith Clanton (2009-13)	1,000
2.	Ken Leeks (1988-92)	942
3.	Tacko Fall (2015-19)	887
4.	Isaiah Sykes (2010-14)	764
5.	Paul Reed (1999-02)	685

Career Rebound Average

1.	Ed Fluitt (1971-73)	12.0
2.	Ed Smith (1972-74)	9.9
3.	Ruben Cotton (1979-81)	9.6
4.	Ken Leeks (1988-92)	8.8
5.	Jerry Prather (1974-78)	8.2
6.	Keith Clanton (2009-13)	7.8
7.	Lee Riley (1974-77)	7.7
	Tacko Fall (2015-19)	7.7
9.	Dan Faison (1983-85)	7.5
	Don Mathis (1970-72)	7.5

Career Assists

1.	Sinua Phillips (1990-94)	531
2.	Cory Perry (1996-00)	512
3.	Darius Johnson (2021-25)	478
4.	Al MIller (1999-03)	397
5.	Mike Clark (1969-73)	361
6.	Isaiah Sykes (2010-14)	336
7.	B.J. Taylor (2014-19)	324
8.	Mike O'Donnell (2005-08)	319
9.	Darius Johnson (2021-present)	318
10.	Bo Clark (1975-77, 78-80)	302
	Darryl Davis (1991-95)	294

** A.J. Rompza (487, 2008-12) 2008-11 statistics vacated due to NCAA sanctions*

Career Steals

1.	Jerry Prather (1974-78)	290
2.	Darius Johnson (2021-25)	241
3.	Cory Perry (1996-00)	205
4.	Isaiah Sykes (2010-14)	183
5.	Ed Smith (1970-74)	181
6.	Sinua Phillips (1990-94)	179
7.	Calvin Lingelbach (1973-77)	161
8.	Ruben Cotton (1979-81)	149
9.	Cleveland Jackson (1977-79)	142
10.	Mike O'Donnell (2005-08)	140

** A.J. Rompza (211, 2008-12) 2008-11 statistics vacated due to NCAA sanctions*

Career Blocks

1.	Tacko Fall (2015-19)	280
2.	Keith Clanton (2009-13)	227
3.	Ken Leeks (1988-92)	141
4.	Paul Reed (2001-02)	127
5.	Issac McKinnon (1979-83)	106
6.	Staphon Blair (2012-16)	99
7.	Chad Brown (2015-19)	97
8.	John Friday (1984-85, 86-87)	94
9.	Moustapha Thiam (2024-25)	88
	Josh Bodden (2000-04)	88

Career Games Played

1.	Keith Clanton (2009-10)	129
2.	Isaiah Sykes (2010-14)	126
3.	Darius Johnson (2021-25)	125
4.	Matt Williams (2012-17)	124
5.	Josh Peppers (2003-07)	123
6.	Jermaine Taylor (2003-07)	122
7.	Troy Lindbeck (2002-06)	122
8.	Daiquan Walker (2012-16)	121
	P.J. Gaynor (2008-12)	121
	Jason Thornton (1998-02)	121

Taylor Hendricks Freshman Record Book

The Taylor Hendricks Freshman Record Book was created following the 2022-23 season. Prior to that, no freshman record book existed. Currently, the record book is updated for all freshmen and redshirt freshmen beginning with the 1992-93 season.

Single-Season Points

1.	Taylor Hendricks (2022-23)	515
2.	Moustapha Thiam (2024-25)	353
3.	Eric Riggs (1995-96)	343
4.	B.J. Taylor (2014-15)	334
5.	Adonys Henriquez (2014-15)	323
6.	Darin Green, Jr. (2019-20)	290
7.	Kevin Lee (2000-01)	281
8.	Caesar DeJesus (2017-18)	274
9.	Joey Graham (2000-01)	262
10.	Jason Thorton (1998-99)	222

** Keith Clanton (311, 2009-10), Marcus Jordan (257, 2009-10) statistics vacated due to NCAA sanctions*

Single-Season Scoring Average

1.	Taylor Hendricks (2022-23)	15.1
2.	B.J. Taylor (2014-15)	12.8
3.	Eric Riggs (1995-96)	11.4
4.	Adonys Henriquez (2014-15)	10.8
5.	Moustapha Thiam (2024-25)	10.4
6.	Darin Green, Jr. (2019-20)	10.0
7.	Isaiah Adams (2020-21)	9.9
8.	Kevin Lee (2000-01)	9.1
9.	Caesar DeJesus (2019-20)	8.6
10.	Joey Graham (2000-01)	8.5

** Keith Clanton (9.7, 2009-10) statistics vacated due to NCAA sanctions*

Single-Season Field Goals

1.	Taylor Hendricks (2022-23)	184
2.	Moustapha Thiam (2024-25)	140
3.	Eric Riggs (1995-96)	116
4.	B.J. Taylor (2014-15)	107
	Adonys Henriquez (2014-15)	107
6.	Darin Green, Jr. (2019-20)	100
	Kevin Lee (2000-01)	100
8.	Tacko Fall (2015-16)	96
9.	Caesar DeJesus (2017-18)	94
10.	Joey Graham (2000-01)	91

** Keith Clanton (115, 2009-10) statistics vacated due to NCAA sanctions*

Single-Season Field Goal Attempts

1.	Taylor Hendricks (2022-23)	385
2.	Eric Riggs (1995-96)	306
3.	Kevin Lee (2000-01)	287
4.	B.J. Taylor (2014-15)	286
5.	Moustapha Thiam (2024-25)	281
6.	Adonys Henriquez (2014-15)	250
7.	Darin Green, Jr. (2019-20)	227
8.	Caesar DeJesus (2017-18)	226
9.	Darius Johnson (2021-22)	195
10.	Joey Graham (2000-01)	192

** Keith Clanton (242, 2009-10), Marcus Jordan (196, 2009-10) statistics vacated due to NCAA sanctions*

Single-Season Field Goal Percentage

(min. 75 attempts)

1.	Tacko Fall (2015-16)	.750 (96-128)
2.	Scott White (1996-97)	.522 (47-90)
3.	Jason Thorton (1998-99)	.507 (77-152)
4.	Moustapha Thiam (2024-25)	.498 (140-281)
5.	Brad Tice (1995-96)	.493 (74-150)
6.	James Harper (1992-93)	.490 (49-100)
7.	Jamille Reynolds (2020-21)	.487 (37-76)
8.	Taylor Hendricks (2022-23)	.478 (184-385)
9.	Joey Graham (2000-01)	.474 (91-192)
10.	Isaiah Adams (2020-21)	.466 (83-178)

** Isaiah Sykes (.563, 49-87, 2010-11), Keith Clanton (.475, 115-242, 2009-10) statistics vacated due to NCAA sanctions*

Single-Season 3-Point Field Goals

1.	Eric Riggs (1995-96)	67
2.	Darin Green, Jr. (2019-20)	65
	Adonys Henriquez (2014-15)	65
4.	Taylor Hendricks (2022-23)	61
5.	Kevin Lee (2000-01)	53
6.	B.J. Taylor (2014-15)	45
7.	Matt Williams (2012-13)	37
8.	Troy Lindbeck (2000-03)	35
9.	Jason Thorton (1998-99)	34
10.	Daiquan Walker (2012-13)	30

Single-Season 3-Point Field Goal Attempts

1.	Eric Riggs (1995-96)	183
2.	Kevi Lee (2000-01)	176
3.	Adonys Henriquez (2014-15)	165
4.	Darin Green, Jr. (2019-20)	158
5.	Taylor Hendricks (2022-23)	155
6.	B.J. Taylor (2014-15)	129
7.	Troy Lindbeck (2002-03)	100
8.	Matt Williams (2012-13)	96
9.	Darius Johnson (2021-22)	87
10.	Moustapha Thiam (2024-25)	79
	Jason Thorton (1998-99)	79

Single-Season 3-Point Field Goal Percentage

(min. 37 attempts)

1.	Jason Thorton (1998-99)	.430 (34-79)
2.	D'Quarius Steweart (1996-97)	.418 (28-67)
3.	Darin Green, Jr. (2019-20)	.411 (65-158)
4.	William Bakanowsky (2002-03)	.410 (16-39)
5.	Daiquan Walker (2012-13)	.400 (30-75)
6.	Adonys Henriquez (2014-15)	.3939 (65-165)
7.	Taylor Hendricks (2022-23)	.3935 (61-155)
8.	Matt Williams (2012-13)	.385 (37-96)
9.	Caesar DeJesus (2017-18)	.378 (17-45)
10.	Troy Lindbeck (2002-03)	.350 (35-100)

Single-Season Free Throws

1.	Taylor Hendricks (2022-23)	86
2.	B.J. Taylor (2014-15)	75
3.	Caesar DeJesus (2019-20)	69
	Joey Graham (2000-01)	69
5.	Cory Perry (1996-97)	52
6.	Moustapha Thiam (2024-25)	50
7.	Adonys Henriquez (2014-15)	44
	Eric Riggs (1995-96)	44
9.	Chance McSpadden (2015-16)	42
10.	Darius Johnson (2021-22)	39

** Marcus Jordan (77, 2009-10), Marcus Jordan (74, 2009-10), David Diakite (45, 2009-10) statistics vacated due to NCAA sanctions*

Single-Season Free Throw Attempts

1.	Taylor Hendricks (2022-23)	110
2.	B.J. Taylor (2014-15)	106
3.	Caesar DeJesus (2019-20)	93
4.	Joey Graham (2000-01)	82
5.	Moustapha Thiam (2024-25)	75
6.	Al Miller (1999-00)	72
7.	Cory Perry (1996-97)	70
8.	Davin Granberry (1996-97)	57
9.	Adonys Henriquez (2014-15)	56
10.	Isaiah Adams (2020-21)	54
	Mario Lovett (1996-97)	54

** Keith Clanton (116, 2009-10), Marcus Jordan (106, 2009-10), David Diakite (73, 2009-10), Isaiah Sykes (61, 2010-11) statistics vacated due to NCAA sanctions*

Single-Season Free Throw Percentage

(min. 37 attempts)

1.	Eric Riggs (1995-96)	.863 (44-51)
2.	Joey Graham (2000-01)	.841 (69-82)
3.	Chance McSpadden (2015-16)	.824 (42-51)
4.	Adonys Henriquez (2014-15)	.786 (44-56)
5.	Taylor Hendricks (2022-23)	.782 (86-110)
6.	Jason Thorton (1998-99)	.773 (34-44)
7.	Cory Perry (1996-97)	.743 (52-70)
8.	Caesar DeJesus (2019-20)	.742 (69-93)
9.	Darius Johnson (2021-22)	.736 (39-53)
10.	B.J. Taylor (2014-15)	.708 (75-106)

** A.J. Rompza (.824, 42-51, 2008-09) statistics vacated due to NCAA sanctions*

Single-Season Rebounds

1.	Taylor Hendricks (2022-23)	237
2.	Moustapha Thiam (2024-25)	218
3.	Tacko Fall (2015-16)	176
4.	Mario Lovett (1996-97)	143
5.	Brad Tice (1995-96)	129
6.	Tony Davis (2006-07)	117
	Joey Graham (2000-01)	117
8.	Davin Granberry (1996-97)	107
9.	Darius Johnson (2021-22)	100
10.	Adonys Henriquez (2014-15)	99

** Keith Clanton (217, 2009-10), David Diakite (122, 2009-10), Isaiah Sykes (103, 2010-11), Marcus Jordan (99, 2009-10) statistics vacated due to NCAA sanctions*

Single-Season Offensive Rebounds

1.	Moustapha Thiam (2024-25)	90
2.	Taylor Hendricks (2022-23)	80
3.	Tacko Fall (2015-16)	54
4.	Joey Graham (2000-01)	50
5.	William Bakanowsky (2002-03)	44
6.	Josh Bodden (2000-01)	36
7.	Tony Davis (2006-07)	32
8.	Isaiah Adams (2020-21)	27
	Darin Green, Jr. (2019-20)	27
	Jermaine Taylor (2005-06)	27

** Keith Clanton (78, 2009-10), David Diakite (47, 2009-10), Isaiah Sykes (40, 2010-11), Marcus Jordan (31, 2009-10) statistics vacated due to NCAA sanctions. Offensive rebounds not tracked before 2000-01 season.*

Single-Season Rebound Average

1.	Taylor Hendricks (2022-23)	7.0
2.	Moustapha Thiam (2024-25)	6.4
3.	Tacko Fall (2015-16)	5.9
4.	Mario Lovett (1996-97)	5.5
5.	Brad Tice (1995-96)	4.3
6.	Davin Granberry (1996-97)	4.1
7.	Isaiah Adams (2020-21)	3.9
8.	Tony Davis (2006-07)	3.8
	Joey Graham (2000-01)	3.8
10.	Darius Johnson (2021-22)	3.33

** Keith Clanton (6.8, 2009-10), David Diakite (3.8, 2009-10) statistics vacated due to NCAA sanctions*

Single-Season Assists

1.	Al Miller (1999-00)	131
2.	Eric Riggs (1995-96)	94
3.	Darius Johnson (2021-22)	89
4.	Cory Perry (1996-97)	84
5.	B.J. Taylor (2014-15)	65
6.	Adonys Henriquez (2014-15)	64
7.	Caesar DeJesus (2019-20)	58
8.	Daiquan Walker (2012-13)	50
	Kevin Lee (2000-01)	50
10.	Brandon Goodwin (2013-14)	49

** A.J. Rompza (150, 2008-09), Marcus Jordan (80, 2009-10) statistics vacated due to NCAA sanctions*

Single-Season Steals

1.	Eric Riggs (1995-96)	39
2.	Cory Perry (1996-97)	36
3.	Joey Graham (2000-01)	33
4.	Taylor Hendricks (2022-23)	31
5.	Darius Johnson (2021-22)	30
6.	Isaiah Adams (2020-21)	28
7.	Al Miller (1999-00)	27
8.	Caesar DeJesus (2017-18)	24
	B.J. Taylor (2014-15)	24
	Kevin Lee (2000-01)	24

** A.J. Rompza (46, 2008-09), Marcus Jordan (37, 2009-10), Keith Clanton (28, 2009-10), Isaaiah Sykes (25, 2010-11) statistics vacated due to NCAA sanctions*

Single-Season Blocks

1.	Moustapha Thiam (2024-25)	88
2.	Tacko Fall (2015-16)	70
3.	Taylor Hendricks (2022-23)	59
4.	Brad Tice (1995-96)	26
5.	Tony Davis (2006-07)	15
	James Harper (1992-93)	15
7.	Staphon Blair (2012-13)	14
8.	Davin Granberry (1996-97)	13
9.	Mario Lovett (1996-97)	12
	Ikechi Nnakwe (1999-00)	12

** Keith Clanton (45, 2009-10), Marcus Jordan (10, 2009-10), Isaiah Sykes (25, 2010-11), statistics vacated due to NCAA sanctions*

Single-Season Minutes

1.	Taylor Hendricks (2022-23)	1,179
2.	Adonys Henriquez (2014-15)	1,050
3.	Moustapha Thiam (2024-25)	977
4.	Caesar DeJesus (2017-18)	877
5.	B.J. Taylor (2014-15)	855
6.	Eric Riggs (1995-96)	843
7.	Darius Johnson (2021-22)	711
8.	Darin Green, Jr. (2019-20)	698
9.	Daiquan Walker (2012-13)	648
10.	Joey Graham (2000-01)	632

** Keith Clanton (853, 2009-10), Marcus Jordan (836, 2009-10), A.J. Rompza (768, 2008-09) statistics vacated due to NCAA sanctions. Minutes not available for all.*

Team Single-Game Records

Single Game Points

1.	West Florida (11/12/10)	115
	at Marshall (2/27/10)	115
3.	Long Island (12/2/91)	113
4.	Mercer (12/6/90)	111
5.	Florida Tech (12/12/08)	110
	East Carolina (2/20/08)	110
7.	UTEP (1/23/08)	109
	Flagler (12/10/99)	109
9.	Memphis (1/11/23)	107
	Troy (2/6/99)	107

Single Game Points Allowed

1.	at Florida State (11/25/88)	133
2.	Southern (2/24/93)	127
	at Southern (1/28/93)	127
4.	at Marshall (2/27/10)	121
5.	at George Mason (12/14/87)	113
6.	vs. LSU (11/24/24)	109
	at Louisiana-Lafayette (1/26/91)	109
	at Dayton (12/3/88)	109
9.	at Iowa State (1/21/25)	108
10.	South Alabama (1/28/92)	107
11.	at Florida (11/24/84)	106

Single Game Fewest Points

1.	Cincinnati (1/16/18)	38
2.	vs. Florida (12/4/03)	39
3.	at Cincinnati (2/6/18)	40
4.	UConn (1/31/16)	41
	Florida Atlantic (12/13/14)	41
6.	at Houston (1/20/24)	42
	at Auburn (11/19/98)	42
	at North Carolina (12/2/89)	42
9.	vs. St. John's (11/26/17)	43
	at SMU (1/27/10)	43
	vs. La Salle (11/29/86)	43

Single Game Fewest Points Allowed

1.	Western Illinois (11/14/22)	37
	SMU (2/17/18)	37
	Florida Tech (11/24/06)	37
3.	Temple (1/7/18)	39
	at ECU (12/31/17)	39
	Jackson State (11/15/10)	39
6.	at Charleston (11/18/16)	40
7.	Bethune-Cookman (12/21/16)	41
	at UAB (1/21/12)	41
	at Southern Miss (1/8/08)	41
10.	Cal St. Fullerton (11/16/23)	44
	Tulsa (1/21/06)	44

Single Game Field Goals

1.	Flagler (12/10/99)	45
2.	Florida Tech (12/12/08)	43
	Florida International (12/16/91)	43
	Long Island (12/1/91)	43
5.	at Chicago State (12/13/01)	42
	Troy (2/6/98)	42
	West Florida (12/17/93)	42
8.	East Carolina (2/20/09)	41
9.	West Florida (11/12/10)	40
	at Marshall (2/27/10)	40
	UTEP (1/23/08)	40
	Rollins (11/13/98)	40
	vs. Samford (2/26/98)	40
	Long Island (2/3/88)	40

Single Game Field Goal Attempts

1.	vs. LSU (11/24/24)	90
2.	at Louisiana-Lafayette (1/26/91)	89
3.	at Marshall (2/27/10)	88
4.	West Florida (12/17/93)	87
5.	Mercer (12/6/90)	84
6.	at Miami (3/5/88)	83
7.	Puerto Rico-Mayaguez (11/16/01)	82
	Southern (2/24/93)	82
9.	UNC Asheville (11/7/22)	81
10.	at Winthrop (12/4/93)	79
	Central Connecticut State (1/8/86)	79

Single Game Field Goal Percentage

1.	UTEP (1/23/08)	.702 (40-57)
	vs. Samford (2/26/98)	.702 (40-57)
3.	at Bethune-Cookman (1/21/88)	.683 (28-41)
4.	West Florida (11/12/10)	.667 (40-60)
5.	Jacksonville (11/27/06)	.654 (34-52)
6.	Chicago State (12/13/01)	.636 (42-66)
7.	at Chicago State (12/18/02)	.635 (33-52)
8.	Valparaiso (12/22/08)	.633 (31-49)
	Flagler (12/10/99)	.633 (45-71)
10.	Long Island (12/1/91)	.632 (43-68)

Single Game 3-Point Field Goals

1.	Tulsa (2/11/23)	17
2.	Memphis (1/11/23)	16
	Campbell (2/28/04)	16
4.	vs. Villanova (4/5/25)	15
	Jacksonville (12/6/23)	15
	at East Carolina (1/18/22)	15
	East Carolina (3/8/20)	15
	East Carolina (2/20/08)	15
	Rollins (11/15/06)	15
10.	vs. Kansas (3/12/25)	14
	at Kansas (1/28/25)	14
	Baylor (1/31/24)	14
	USF (2/3/22)	14
	vs. Memphis (3/10/17)	14
	USF (1/17/17)	14
	Howard (12/11/13)	14
	Florida A&M (1/5/13)	14
	Florida Tech (12/1/12)	14
	at Marshall (2/27/10)	14
	Florida Tech (12/12/08)	14
	at Campbell (2/4/03)	14
	at Tulane (02/20/21)	14

Single Game 3-Point Field Goal Attempts

1.	at West Virginia (2/20/24)	38
2.	USF (1/17/17)	37
3.	at Kansas (1/28/25)	36
	Tulsa (2/11/23)	36
5.	at Arizona (1/11/25)	35
	vs. Villanova (4/5/25)	35
	Memphis (1/11/23)	35
8.	vs. LSU (11/24/24)	34
	Tualne (1/22/22)	34
	Troy (1/31/04)	34

Single Game 3-Point Field Goal Percentage

(min. 10 attempts)

1.	vs. South Carolina State (11/28/99)	.786 (11-14)
2.	Marshall (1/25/09)	.733 (11-15)
3.	at Centenary (1/127/94)	.700 (7-10)
4.	Florida International (12/16/91)	.692 (9-13)
5.	Yale (12/30/89)	.688 (11-16)
6.	UTEP (1/23/08)	.647 (11-17)
	Samford (2/14/02)	.647 (11-17)
8.	vs. VCU (3/22/19)	.643 (9-14)
9.	Jacksonville (11/27/06)	.632 (12-19)
10.	Maine (11/24/90)	.615 (8-13)

Single Game Free Throws

1.	Western Kentucky (2/10/92)	37
2.	Bethune-Cookman (12/22/15)	36
3.	Sam Houston State (1/3/09)	35
4.	Alcorn State (12/29/91)	34
5.	Memphis (1/11/23)	33
	Florida Atlantic (12/15/93)	33
7.	Akron (1/29/86)	32
8.	at Oklahoma State (2/19/25)	31
	Tulsa (2/23/13)	31
	vs. Auburn (11/20/09)	31
	USF (2/7/94)	31
	Lamar (2/9/91)	31

Single Game Free Throw Attempts

1.	Florida Atlantic (12/15/93)	56
2.	Alcorn State (12/29/91)	55
3.	Western Kentucky (2/10/92)	54
4.	Saint Thomas (11/12/11)	47
5.	Rider (11/6/18)	45
	at Tulane (12/28/16)	45
7.	South Florida (2/13/19)	44
	South Florida (2/7/94)	44
	Winthrop (12/5/92)	44
10.	Bethune-Cookman (12/22/15)	43
	Tulane (1/14/15)	43
	vs. Miami (12/18/10)	43
	Lamar (2/9/91)	43

Single Game Free Throw Percentage

(min. 10 attempts)

1.	SMU (3/2/11)	1.000 (11-11)
	at Louisiana Tech (2/16/91)	1.000 (11-11)
	Florida Tech (12/12/08)	1.000 (10-10)
	at Michigan (12/06/20)	1.000 (11-11)
4.	Saint Peter's (12/4/87)	.960 (24-25)
5.	Georgia State (1/7/02)	.950 (19-20)
6.	at UAB (2/19/11)	.944 (17-18)
7.	at East Carolina (1/19/08)	.938 (15-16)
	at East Carolina (2/7/07)	.938 (15-16)
9.	at NC State (12/19/96)	.933 (14-15)
10.	at Evansville (11/20/21)	.929 (13-14)
	at Temple (3/9/19)	.929 (13-14)
	Tulsa (03/02/21)	.929 (13-14)

Single Game Rebounds

1.	West Florida (12/17/93)	69
2.	at Rollins (11/30/94)	63
3.	Puerto Rico-Mayaguez (11/16/01)	60
4.	Nicholls (11/14/16)	59
	at Centenary (1/9/97)	59
6.	SMU (2/24/19)	58
	Mercer (12/6/90)	58
8.	UC Irvine (11/18/15)	57
	Puerto Rico-Mayaguez (11/24/04)	57
10.	Troy (2/6/99)	56
	vs. Southeastern Louisiana (2/29/96)	56
	at Winthrop (12/4/93)	56

Single Game Assists

1.	at Campbell (2/4/03)	32
2.	Long Island (12/1/91)	31
3.	Campbell (2/28/04)	30
	Mercer (12/6/90)	30
5.	at Tulsa (2/11/23)	28
	Florida Tech (12/12/08)	28
	Flagler (12/10/99)	28
	Florida Atlantic (2/5/98)	28
	Centenary (2/6/95)	28
10.	Florida A&M (1/5/13)	27
	at Marshall (2/27/10)	27
	Campbell (12/16/04)	27
	West Florida (12/17/93)	27

Single Game Steals

1.	Navy (12/6/03)	22
2.	Nova Southeastern (12/18/97)	21
3.	Flagler (2/10/86)	19
4.	West Florida (12/17/93)	18
5.	Puerto Rico-Mayaguez (11/22/03)	17
	Jacksonville (1/20/03)	17
7.	FIU (11/6/23)	16
	at Cincinnati (2/19/20)	16
	vs. Jacksonville State (2/28/01)	16
	at Bethune-Cookman (11/25/97)	16
	Florida Atlantic (2/5/98)	16

Single Game Blocks

1.	vs. Temple (3/12/14)	14
	Saint Thomas (11/12/11)	14
3.	vs. USF (3/10/22)	13
	Illinois-Chicago (12/5/15)	13
	at Florida A&M (1/11/90)	13
6.	Stetson (1/2/02)	12
7.	Southern Miss (2/6/13)	11
	Marshall (1/5/11)	11
	Bethune-Cookman (12/11/10)	11
	Southeastern Louisiana (12/4/10)	11

Team Single-Season Records

Single Season Games

1.	2024-25	37
2.	2016-17	36
2.	2022-23	34
4.	2023-24	33
	2018-19	33
	2011-12	33
	2004-05	33
8.	2017-18	32
	2009-10	32
	2002-03	32
	1999-00	32

Single Season Victories

1.	1977-78	26
2.	2003-04	25
	1979-80	25
4.	2018-19	24
	2016-17	24
	2004-05	24
	1976-77	24

Single Season Losses

1.	2000-01	23
2.	1985-86	22
3.	1989-90	21
4.	1988-89	20
5.	1996-97	19
	1995-96	19
	1987-88	19

Single Season Fewest Victories

1.	1985-86	6
2.	1996-97	7
	1989-90	7
	1988-89	7
5.	2000-01	8

Single Season Fewest Losses

1.	1969-70	3
2.	1979-80	4
	1977-78	4
	1976-77	4
5.	1975-76	5

Single Season Points

1.	2024-25	2,951
2.	1979-80	2,660
3.	1976-77	2,518
4.	1977-78	2,504
5.	1970-71	2,473
6.	1978-79	2,450

Single Season Fewest Points

1.	1969-70	1,456
2.	2020-21 (*COVID-19 affected)	1,546
2.	1984-85	1,724
3.	1996-97	1,790
4.	1983-84	1,824

Single Season Scoring Average

1.	1970-71	95.1
2.	1975-76	94.8
3.	1978-79	94.2
4.	1979-80	91.7
5.	1976-77	89.9

Single Season Lowest Scoring Average

1.	1984-85	61.6
2.	2017-18	62.7
3.	1983-84	65.1
4.	2011-12	65.6
5.	1985-86	65.9

Single Season Field Goals

1.	1979-80	1,095
2.	1976-77	1,048
3.	1977-78	998
4.	2024-25	991
5.	1970-71	987
6.	1978-79	975
	1975-76	975

Single Season Fewest Field Goals

1.	2020-21 (*COVID-19 affected)	542
2.	1996-97	632
3.	1984-85	664
4.	2017-18	690
	1989-90	690

Single Season Field Goal Attempts

1.	2024-25	2,326
2.	1979-80	2,075
3.	1972-73	2,050
4.	1978-79	2,022
5.	1970-71	2,008
6.	1977-78	1,983

Single Season Fewest Field Goal Attempts

1.	2020-21 (*COVID-19 affected)	1,262
2.	1984-85	1,468
3.	1983-84	1,534
4.	1985-86	1,537
5.	1992-93	1,557

Single Season Field Goal Percentage

1.	1982-83	.528 (845-1,620)
	1979-80	.528 (1,095-2,075)
	1976-77	.528 (1,048-1,982)
4.	1981-82	.519 (959-1,848)
5.	1975-76	.507 (975-1,922)

Single Season Lowest Field Goal Percentage

1.	1996-97	.406 (632-1,558)
2.	1989-90	.408 (690-1,690)
3.	2023-24	.420 (817-1945)
4.	2021-22	.423 (740-1,748)
5.	2017-18	.424 (690-1,627)
6.	2024-25	.426 (991-2,326)
7.	2022-23	.428 (848-1,980)
8.	2020-21	.429 (542-1,262)
9.	2015-16	.430 (715-1,664)
10.	2000-01	.431 (795-1,846)
	2019-20	.431 (739-1,713)

Single Season 3-Point Field Goals

1.	2024-25	328
2.	2022-23	295
3.	2004-05	283
4.	2021-22	264
5.	2016-17	263
6.	2006-07	239
7.	1999-00	233
8.	2003-04	232

Single Season Fewest 3-Point Field Goals

1.	1988-89	71
2.	1987-88	86
3.	1986-87	113
4.	1997-98	137
5.	1993-94	141

Single Season 3-Point Field Goal Attempts

1.	2024-25	971
2.	2022-23	835
3.	2004-05	759
4.	2021-22	754
5.	2016-17	748
6.	2023-24	698
7.	2019-20	659
8.	2003-04	658
9.	2015-16	651

Single Season Fewest 3-Point Attempts

1.	1988-89	189
2.	1987-88	236
3.	1986-87	309
4.	1997-98	391
5.	1992-93	394

Single Season 3-Point Percentage

1.	2001-02	.407 (200-492)
2.	1999-00	.398 (233-586)
3.	2006-07	.394 (239-606)
4.	1988-89	.376 (71-189)
5.	2004-05	.373 (283-759)

Single Season Lowest 3-Point Percentage

1.	2011-12	.301 (452-722)
2.	2015-16	.318 (207-651)
3.	2000-01	.319 (194-608)
4.	2023-24	.322 (225-698)
5.	2019-20	.323 (213-659)
6.	2017-18	.329 (177-538)

Single Season Free Throws

1.	2024-25	641
2.	2010-11	530
3.	2018-19	518
4.	1993-94	511
5.	1977-78	508
6.	2023-24	507
7.	2016-17	501

Single Season Fewest Free Throws

1.	1973-74	278
2.	2020-21 (*COVID-19 affected)	282
3.	1972-73	286
4.	1988-89	325
5.	1983-84	344

Single Season Free Throw Percentage

1.	2024-25	.775 (641-827)
2.	2022-23	.771 (441-572)
3.	1975-76	.761 (424-557)
4.	1978-79	.754 (500-663)
5.	2008-09	.747 (432-578)
6.	1979-80	.740 (470-635)
7.	1974-75	.734 (345-470)

Single Season Lowest Free Throw Percentage

1.	2013-14	.614 (432-704)
2.	2011-12	.626 (422-722)
3.	1999-00	.635 (386-608)
4.	2017-18	.641 (450-702)
	1991-92	.641 (398-621)
	1988-89	.641 (325-507)

Single Season Turnovers

1.	1995-96	553
2.	1977-78	538
3.	2016-17	525
4.	1987-88	509
5.	2002-03	501

Single Season Fewest Turnovers

1.	2020-21 (*COVID-19 affected)	340
2.	1982-83	366
3.	2014-15	390
4.	2021-22	391
5.	2018-19	392
6.	1975-76	402

Single Season Steals

1.	1977-78	380
2.	1979-80	366
3.	1981-82	349
4.	1972-73	345
5.	1976-77	296

Single Season Assists

1.	2003-04	520
2.	2024-25	516
3.	2004-05	512
4.	2008-09	478
5.	2009-10	474
6.	1999-00	473

Single Season Blocks

1.	2010-11	190
2.	2023-24	165
3.	2024-25	163
4.	2018-19	150
5.	2016-17	145
6.	2004-05	143
7.	2011-12	142

Miscellaneous Records

Single-Game Points (Combined)

253	vs. Clearwater Christian (12/6/75)

Single-Game Points (Combined, D-I era)

236	at Marshall (2/27/10)

Single-Game Points (Fewest Combined)

56	vs. Villanova-Miami (2/24/84)

Single-Game Points (Fewest Combined, D-I era)

87	vs. Cincinnati (1/16/18)

Most Points in a Loss

115	at Marshall (2/27/10)

Longest Winning Streak

24	1977-78
First game of streak	vs. Lawrence (100-77; 12/17/77)
Last game of streak	vs. San Diego (77-71; 3/11/78)

Longest Winning Streak (D-I era)

14	2003-04
First game of '03-'04 streak	vs. Navy (80-52; 12/6/03)
Last game of '03-'04 streak	vs. Florida Atlantic (75-66; 1/28/04)

Longest Home Winning Streak

29*	1977-79
First game of streak	vs. Lawrence (100-77; 12/17/77)
Last game of streak	vs. Flagler (118-77; 1/27/79)

**for regular season contests only*

Longest Home Winning Streak (D-I era)

11*	2011-12
First game of streak	Saint Thomas (74-61; 11/12/11)
Last game of streak	Memphis (68-67; 1/18/12)

**five home wins at the end of the 2010-11 season vacated due to NCAA sanctions*

Longest Road Winning Streak

8	2003-04
First game of streak	at The Citadel (74-60; 11/28/03)
Last game of streak	at Troy (74-72; 1/23/04)

Highest Scoring Margin

15.4	1975-76

Highest Scoring Margin (D-I era)

8.6	2003-04

Triple-Doubles

Isaiah Sykes	vs. East Carolina (2/9/13)
	20 points, 16 rebounds, 11 assists
Isaiah Sykes	vs. Stetson (12/20/12)
	16 points, 11 rebounds, 10 assists
Kingsley Edwards	vs. Troy (1/16/05)
	10 points, 10 rebounds, 14 assists
Dexter Lyons	at Troy (1/11/03)
	14 points, 13 rebounds, 10 assists

Single-Season 20-Point Games (D-I only)

Jermaine Taylor (2008-09)	24

Career 20-Point Games (D-I only)

Jermaine Taylor (2005-09)	50

Single-Season 30-Point Games (D-I only)

Jermaine Taylor (2008-09)	10

Career 30-Point Games (D-I only)

Jermaine Taylor (2005-09)	14

Single-Season 40-Point Games (D-I only)

Darius Johnson (2024-25)	1
Keyshawn Hall (2024-25)	1
Jermaine Taylor (2008-09)	1
Mark Jones (1997-98)	1

Career 40-Point Games (D-I only)

Darius Johnson (2024-25)	1
Keyshawn Hall (2024-25)	1
Jermaine Taylor (2005-09)	1
Mark Jones (1997-98)	1

UCF Single-Game Points

1.	Clearwater Christian (12/6/75)	163
2.	Florida Memorial (1976-77)	135
3.	Clearwater Christian (12/8/73)	132
4.	Medgar Evers (12/18/75)	131
5.	Florida Tech (1/23/80)	130
6.	Missouri Baptist (1/4/79)	129
	at Flagler (1976-77)	129
8.	Florida Tech (1/14/72)	125
9.	Florida Tech (1976-77)	123
	at Florida Bible (1/7/72)	123
	Homestead AFB (2/5/71)	123
12.	Florida Tech (12/10/79)	122
13.	Elmhurst (1/10/79)	121
14.	Maine Machias (1/6/82)	119
15.	Flagler (1/26/79)	118
	Embry-Riddle (12/1/71)	118
17.	Hawthorne (1/26/72)	117
	New College (2/21/70)	117
19.	Florida Memorial (12/4/79)	116
	Blackburn (1/8/79)	116
	Edward Waters (1/21/76)	116
	Clearwater Christian (2/5/74)	116
	at Florida Bible (12/11/70)	116

UCF Single-Game Points (D-I era)

1.	at Marshall (2/27/10)	115
	West Florida (11/12/10)	115
3.	Long Island (12/2/91)	113
4.	Mercer (12/6/90)	111
5.	Florida Tech (12/12/08)	110
	ECU (2/20/08)	110
7.	Flagler (12/10/99)	109

Victory Margin

74	Embry-Riddle (11/17/70)	111-37
73	Clearwater Christian (12/6/75)	163-90
67	McDill Air Force Base (11/30/71)	112-45
64	at Jones (12/9/69)	111-47
63	New College (1/13/70)	98-35
61	Medgar Evers (12/18/75)	131-70
61	Clearwater Christian (2/5/74)	116-55
61	at Florida Bible (1/7/72)	123-62
61	at Massey Tech (11/21/69)	99-38

Victory Margin (D-I era)

54	West Florida (11/12/10)	115-61
50	Campbell (2/28/04)	106-56
47	SMU (2/24/19)	95-48
44	Florida Tech (11/24/06)	81-37
44	Tulsa (2/11/23)	96-52
44	Bethune-Cookman (12/29/23)	98-54

Margin of Defeat

54	at Florida State (12/25/88)	133-79
51	Kansas (1/5/25)	99-48
51	at Florida (11/24/84)	106-55
50	at North Carolina (12/2/89)	92-42
49	at Georgia (12/19/95)	103-54

Most Overtime Games in a Season

1.	5	2022-23
	5	2006-07
3.	4	2014-15
	4	2007-08
	4	2001-02
	4	1994-95

Most Overtime Periods in a Season

1.	7	2022-23
2.	6	2014-15
	6	2007-08
4.	5	2024-25
	5	2006-07
6.	4, 6 times	Most Recently 2013-14

Most Overtime Wins in a Season

1.	3	2022-23
2.	2, 5 times	Most Recently 2014-15

All-Time Overtime Record: 30-47

Ranking History

UCF in the National Rankings

Date	AP	Coaches
2/2/04	--	RV (3)
12/11/06	RV (3)	--
12/6/10	RV (28)	RV (4)
12/13/10	RV (62)	RV (12)
12/20/10	24	RV (47)
12/27/10	19	21
1/3/11	19	18
1/10/11	23	22
1/17/11	RV (10)	RV (18)
1/23/12	--	RV (3)
11/21/16	--	RV (1)
12/5/16	--	RV (1)
12/12/16	RV (2)	--
10/22/17	RV (1)	--
10/22/18	RV (15)	RV (5)
11/19/18	--	RV (2)
11/26/18	RV (3)	RV (9)
12/3/18	--	RV (5)
12/10/18	--	RV (7)
12/17/18	--	RV (7)
12/24/18	--	RV (8)
12/31/18	--	RV (9)
1/7/19	RV (6)	RV (14)
1/14/19	RV (17)	RV (26)
1/21/19	--	RV (3)
3/4/19	25	RV (22)
3/11/19	RV (62)	RV (27)
3/18/19	RV (9)	RV (3)
4/9/19	--	RV (79)
12/21/20	RV (6)	RV (3)
12/28/20	RV (2)	RV (5)
11/11/24	RV (20)	RV (17)
11/18/24	RV (21)	RV (2)

UCF Games Played While Ranked (5-3)

Date	AP / Coaches	Opponent	Result
3/9/19	25/RV	at Temple	L, 67-62
3/7/19	25/RV	No. 20 / 19 Cincinnati	W, 58-55
1/15/11	23/22	at Southern Miss.	L, 86-69
1/8/11	19/18	at Houston	L, 76-71
1/5/11	19/18	Marshall	W, 65-58
12/30/10	19/21	Princeton	W, 68-62
12/29/10	19/21	Furman	W, 71-53
12/22/10	24/RV	at Massachusetts	W, 64-59

UCF vs. Ranked Opponents (11-70)

Date	AP / Coaches Rk.	Opponent	Result
2/11/25	10 / 10	Iowa State	L, 77-65
1/28/25	11 / 11	at Kansas	L, 91-87
1/21/25	3 / 4	at Iowa State	L, 108-83
1/18/25	10 / 8	Houston	L, 69-68
1/5/25	7 / 7	Kansas	L, 99-48
11/22/24	19 / 25	vs. Wisconsin	L, 86-70
11/4/24	13 / 15	Texas A&M	W, 64-61
3/13/24	20 / 21	vs. BYU	L, 87-73
3/6/24	1 / 1	Houston	L, 67-59
3/2/24	8 / 6	Iowa State	L, 60-52
2/24/24	23 / 23	Texas Tech	W, 75-61
2/13/24	19 / 17	at BYU	L, 90-88
2/10/24	23 / 23	at Texas Tech	L, 66-59
2/3/24	23 / 24	Oklahoma	W, 74-63
1/31/24	18 / 18	Baylor	L, 77-69
1/20/24	5 / 5	at Houston	L, 57-42
1/13/24	18 / 17	BYU	L, 63-58
1/10/24	3 / 3	Kansas	W, 65-60
11/10/23	13 / 13	at Miami	L, 88-72
1/25/23	3 / 3	Houston	L, 82-71
12/31/22	3 / 3	at Houston	L, 71-65
2/17/22	14 / 15	at Houston	L, 70-52
1/29/22	7 / 9	Houston	L, 63-49
12/1/21	21 / 20	at Auburn	L, 85-68
1/17/21	11 / 11	at Houston	L, 75-58
12/26/20	6 / 7	vs. Houston	L, 63-54
12/19/20	15 / 15	at Florida State	W, 86-74
3/24/19	1 / 1	vs. Duke	L, 77-76
3/7/19	20 / 19	Cincinnati	W, 58-55
3/2/19	8 / 6	at Houston	W, 67-62
2/21/19	NR / 25	at Cincinnati	L, 60-55
2/7/19	12 / 12	Houston	L, 77-68
3/9/18	21 / 21	vs. Houston	L, 84-56
3/1/18	11 / 11	Wichita State	L, 75-71 (OT)
2/6/18	6 / 6	at Cincinnati	L, 77-40
1/25/18	17 / 16	at Wichita State	L, 81-62
1/16/18	12 / 13	Cincinnati	L, 49-38
12/3/17	24 / NR	at Alabama	W, 65-62
11/24/17	23 / 20	vs. West Virginia	L, 83-45
3/11/17	12 / 15	vs. SMU	L, 70-59
2/26/17	15 / 16	Cincinnati	W, 53-49
2/8/17	11 / 11	at Cincinnati	L, 60-50
11/20/16	3 / 3	vs. Villanova	L, 67-57
1/10/16	15 / NR	at SMU	L, 88-73
3/13/14	13 / 12	vs. Cincinnati	L, 61-58
3/1/14	23 / 24	at SMU	L, 70-55
2/19/14	7 / 9	Cincinnati	L, 77-49
2/12/14	20 / 22	at Memphis	L, 76-70
2/9/14	22 / NR	UConn	L, 75-55
2/1/14	12 / 8	at Louisville	L, 87-70
1/29/14	22 / 22	Memphis	L, 69-59
1/23/14	15 / 16	at Cincinnati	L, 69-51
12/31/13	14 / 10	Louisville	L, 90-65
3/2/13	19 / 17	Memphis	L, 76-67
2/13/13	22 / 25	at Memphis	L, 93-71
11/23/12	7 / 8	at Florida	L, 79-66
11/25/11	4 / 4	vs. UConn	W, 68-63
11/14/11	25 / 24	at Florida State	L, 73-50
12/1/10	18 / 16	vs. Florida	* W, 57-54
1/5/10	14 / 16	at Ole Miss	L, 84-56
12/20/09	14 / 14	at UConn	L, 60-51
2/9/08	1 / 1	at Memphis	L, 85-64
11/23/07	18 / 20	vs. Kansas State	L, 73-71 (OT)
11/22/07	20 / 19	vs. Villanova	L, 76-68
1/31/07	11 / 12	Memphis	L, 87-65
1/28/06	3 / 3	at Memphis	L, 94-61
1/3/06	19 / 21	at Kentucky	L, 59-51
12/3/05	11 / 11	at Florida	L, 80-47
3/18/05	13 / 14	vs. UConn	L, 77-71
3/19/04	9 / 8	vs. Pittsburgh	L, 53-44
12/4/03	2 / 2	vs. Florida	L, 59-39
12/12/02	25 / NR	Coll. of Charleston	W, 82-64
11/19/99	25 / 24	Miami	L, 81-55
11/27/98	7 / 9	at Michigan State	L, 87-64
3/14/96	1 / 2	vs. UMass	L, 92-70
12/19/95	18 / 19	at Georgia	L, 103-54
3/17/94	3 / 5	vs. Purdue	L, 98-67
12/7/91	5 / 5	at North Carolina	L, 101-72
12/2/89	12 / 10	at North Carolina	L, 92-42
12/28/88	10 / 12	vs. Florida State	L, 97-64
11/25/88	17 / 18	at Florida State	L, 133-79
11/27/84	17 / NR	at Arkansas	L, 59-45

**indicates win vacated by the NCAA, not counted towards total record*
Overall record indicates combined AP and Coaches record even if opponent wasn't ranked in both polls

Record Breakdown vs. Ranked Teams

No. 1	Top 5	Top 10	Top 25
0-4	2-13	3-25	11-70*

Home	Away	Neutral
7-19	3-34	1-17*

** indicates win vacated by the NCAA (12/1/10) already subtracted from total W-L count*
Records from each No. 1 Top 5, 10 and 25 are added and represented in the following column. Don't add each respective column!

UCF's Most Faced Ranked Opponents

Minimum 4 meetings to be listed

Opponent	Games	UCF Record	AP High/Low Rk. When Faced
Houston	12	1-11	1 / 21
Cincinnati	9	2-7	6 / 20
Memphis	7	0-7	1 / 22
Florida State	4	1-3	10 / 25
UConn	4	1-3	4 / 22

1,000 POINT CLUB

1. BO CLARK - 2,886

Year	GP	FG-A	3P-A	FT-A	Pts	Avg
1975-76	25	258-507	---	86-101	602	24.1
1976-77	28	331-677	---	144-172	806	28.8
1978-79	23	315-632	---	97-127	727	31.6
1979-80	28	311-602	---	129-161	751	26.8
Totals	**104**	**1215-2418**	**---**	**456-561**	**2886**	**27.8**

2. MIKE CLARK - 2,085

Year	GP	FG-A	3P-A	FT-A	Pts	Avg
1969-70	14	163-N/A	---	45-60	371	24.4
1970-71	26	280-551	---	158-225	718	27.6
1971-72	26	236-N/A	---	134-184	606	23.3
1972-73	26	166-387	---	58-98	390	15.0
Totals	**92**	**845-N/A**	**---**	**395-567**	**2085**	**22.7**

3. JERMAINE TAYLOR - 1,979

Year	GP	FG-A	3P-A	FT-A	Pts	Avg
2005-06	29	49-124	17-56	11-25	126	4.5
2006-07	31	139-293	63-152	54-76	395	12.7
2007-08	31	231-501	79-215	105-132	646	20.8
2008-09	31	291-606	92-245	138-170	812	26.2
Totals	**122**	**710-1524**	**251-668**	**308-403**	**1979**	**16.2**

4. JERRY PRATHER - 1,778

Year	GP	FG-A	3P-A	FT-A	Pts	Avg
1974-75	24	141-253	---	36-50	318	13.3
1975-76	25	130-224	---	39-57	299	12.0
1976-77	28	231-391	---	60-77	522	18.6
1977-78	30	277-472	---	85-152	639	21.3
Totals	**107**	**779-1340**	**---**	**220-336**	**1778**	**16.6**

5. KEN LEEKS - 1,763

Year	GP	FG-A	3P-A	FT-A	Pts	Avg
1988-89	25	143-247	0-0	82-145	368	14.7
1989-90	27	152-301	0-0	101-170	405	15.0
1990-91	27	162-230	0-0	109-160	473	18.5
1991-92	28	196-336	4-10	121-186	517	18.5
Totals	**107**	**653-1114**	**4-10**	**413-661**	**1763**	**16.5**

6. KEITH CLANTON - 1,718

Year	GP	FG-A	3P-A	FT-A	Pts	Avg
2009-10	32	115-242	4-21	77-116	311	9.7
2010-11	33	164-310	21-56	120-176	469	14.2
2011-12	33	176-382	39-116	89-152	480	14.5
2012-13	31	167-312	11-56	113-177	458	14.8
Totals	**129**	**622-1246**	**75-249**	**399-621**	**1718**	**13.3**

7. B.J. TAYLOR - 1,618

Year	GP	FG-A	3P-A	FT-A	Pts	Avg
2014-15	26	107-286	45-129	75-106	334	12.8
2016-17	29	165-399	48-141	126-175	504	17.4
2017-18	16	80-201	26-67	68-101	254	15.9
2018-19	33	139-362	61-164	187-240	526	15.9
Totals	**104**	**491-1248**	**180-501**	**456-622**	**1618**	**15.6**

8. DARIUS JOHNSON - 1,586

Year	GP	FG-A	3P-A	FT-A	Pts	Avg
2021-22	30	64-195	26-87	39-53	193	6.4
2022-23	25	89-231	28-104	43-50	249	10.0
2023-24	33	159-391	71-180	111-137	500	15.2
2024-25	37	206-475	93-235	139-168	644	17.4
Totals	**125**	**518-1292**	**218-606**	**332-408**	**1586**	**12.7**

9. ISAIAH SYKES - 1,545

Year	GP	FG-A	3P-A	FT-A	Pts	Avg
2010-11	32	49-87	0-0	29-61	127	4.0
2011-12	33	159-292	6-21	83-152	407	12.3
2012-13	31	182-398	16-50	116-188	496	16.0
2013-14	30	198-417	12-32	107-198	515	17.2
Totals	**126**	**588-1194**	**34-103**	**335-599**	**1545**	**12.3**

10. DARRYL DAVIS - 1,540

Year	GP	FG-A	3P-A	FT-A	Pts	Avg
1991-92	28	153-319	14-45	59-87	379	13.5
1992-93	27	178-360	45-96	88-119	489	17.2
1993-94	30	140-326	38-88	57-76	375	12.5
1994-95	27	112-289	32-97	41-58	297	11.0
Totals	**112**	**583-1294**	**129-326**	**245-340**	**1540**	**13.6**

11. D'QUARIUS STEWART - 1,387

Year	GP	FG-A	3P-A	FT-A	Pts	Avg
1996-97	26	73-159	28-67	21-28	195	7.5
1997-98	28	103-240	33-95	49-62	288	10.3
1998-99	28	148-325	49-134	44-61	389	13.9
1999-00	32	196-456	65-170	58-83	515	16.1
Totals	**114**	**520-1180**	**175-466**	**172-234**	**1387**	**12.2**

12. JOSH PEPPERS - 1,376

Year	GP	FG-A	3P-A	FT-A	Pts	Avg
2003-04	31	42-91	8-30	26-32	118	3.8
2004-05	32	143-315	58-156	76-100	420	13.1
2005-06	29	134-301	59-160	69-96	396	13.7
2006-07	31	150-330	55-145	87-115	442	14.3
Totals	**123**	**469-1037**	**180-491**	**258-343**	**1376**	**11.2**

13. PAT CROCKLIN - 1,295

Year	GP	FG-A	3P-A	FT-A	Pts	Avg
1985-86	23	124-260	---	79-107	327	11.7
1986-87	27	144-257	0-0	70-97	359	13.3
1987-88	27	108-217	0-0	68-116	284	10.5
1988-89	27	138-248	3-4	46-71	325	12.0
Totals	**104**	**514-982**	**3-4**	**263-391**	**1295**	**12.5**

14. DAN FAISON - 1,283

Year	GP	FG-A	3P-A	FT-A	Pts	Avg
1982-83	28	186-322	---	97-152	467	16.7
1983-84	28	177-362	---	69-127	423	15.1
1984-85	28	149-329	---	95-161	393	14.0
Totals	**84**	**512-1013**	**---**	**261-440**	**1283**	**15.3**

15. BENNIE SHAW - 1,238

Year	GP	FG-A	3P-A	FT-A	Pts	Avg
1974-75	24	252-490	---	100-135	604	25.2
1975-76	25	256-506	---	122-147	634	25.4
Totals	**49**	**508-996**	**---**	**222-282**	**1238**	**25.3**

16. BRAD TRAINA - 1,218

Year	GP	FG-A	3P-A	FT-A	Pts	Avg
1995-96	30	47-114	12-40	20-26	126	4.2
1996-97	26	88-221	36-111	47-65	259	10.0
1997-98	28	147-305	53-133	85-112	432	15.4
1998-99	24	134-271	55-135	78-98	401	16.7
Totals	**108**	**416-911**	**156-419**	**230-301**	**1218**	**11.3**

17. MARCUS JORDAN - 1,182

Year	GP	FG-A	3P-A	FT-A	Pts	Avg
2009-10	32	81-196	21-76	74-106	257	8.0
2010-11	33	145-357	45-135	165-213	500	15.2
2011-12	31	131-354	52-169	111-155	425	13.7
Totals	**96**	**357-907**	**118-380**	**350-474**	**1182**	**12.3**

18. PAUL REED - 1,182

Year	GP	FG-A	3P-A	FT-A	Pts	Avg
1999-00	32	140-274	0-1	84-128	364	11.4
2000-01	31	153-312	11-32	116-163	433	14.0
2001-02	28	150-298	6-21	79-112	385	13.8
Totals	**91**	**443-884**	**17-54**	**279-291**	**1182**	**13.0**

19. TACKO FALL - 1,160

Year	GP	FG-A	3P-A	FT-A	Pts	Avg
2015-16	30	96-128	0-0	29-52	221	7.4
2016-17	36	168-235	0-1	55-119	391	10.9
2017-18	16	79-103	0-0	23-50	181	11.3
2018-19	33	154-206	0-0	59-163	367	11.1
Totals	**115**	**497-672**	**0-1**	**166-384**	**1160**	**10.1**

20. MATT WILLIAMS - 1,105

Year	GP	FG-A	3P-A	FT-A	Pts	Avg
2012-13	26	42-112	37-96	10-13	131	5.0
2013-14	31	62-158	56-146	6-11	186	6.0
2014-15	1	0-3	0-3	4-4	4	4.0
2015-16	30	81-222	55-167	25-34	242	8.1
2016-17	36	178-455	126-328	60-74	542	15.1
Totals	**124**	**363-950**	**274-740**	**105-136**	**1105**	**8.9**

21. SINUA PHILLIPS - 1,028

Year	GP	FG-A	3P-A	FT-A	Pts	Avg
1990-91	27	116-268	28-96	53-90	313	11.6
1991-92	28	107-250	39-97	69-109	322	11.5
1992-93	26	90-212	30-85	67-118	277	10.7
1993-94	30	41-108	10-48	24-54	116	3.9
Totals	**111**	**354-838**	**107-326**	**213-371**	**1028**	**9.3**

ADDITION FINANCIAL ARENA

The UCF men's and women's basketball programs have called the beautiful 10,000-seat Addition Financial Arena their home since the start of the 2007-08 season. Located in the heart of Knights Plaza on the expansive north side of campus, the state-of-the-art facility opened in the fall of 2007 to packed crowds at multiple events.

Addition Financial Arena's unique design provides an intimate atmosphere for all students, alumni, fans and supporters, while creating an intimidating environment for opponents. With a raucous student section, dubbed the "Knightmare," Addition Financial Arena quickly became one of the more formidable basketball facilities in the southeast. The design offers perfect sight lines for all fans, giving every spectator a spectacular view.

Approximately 7,000 seats make up the lower bowl, with an additional 3,000 seats situated in the upper level. Club level seating is on the east side of the Arena, with exclusive access to the regal Black and Gold Club before, during and after each game.

The facility features 16 luxury boxes and suites, a club lounge, open concourse areas and numerous concession options. Fans benefit from a state-of-the-art audio and video system. The scoreboard located at center court features four video screens that show replays and player information with an LED ribbon board stretching around the bottom.

Patrons enter the building through a spacious lobby that has conveniently located concession and apparel stands. Updates to Addition Financial Arena and The Venue have taken place as of the summer of 2023.

Addition Financial Arena sits on the northern side of campus and is nestled in with UCF's other athletics facilities, including FBC Mortgage Stadium, The Venue, John Euliano Park and the UCF Soccer/Track Complex. FBC Mortgage Stadium also opened up during the same September week in 2007.

The arena is the centerpiece of an area that includes apartment-style dormitories with 2,000 total beds and about 100,000-square feet of retail space. Before and after games, fans can dine and shop at establishments like Barnes & Noble Bookstore, Burger U, Gringos Locos, Domino's, The Pop Parlour, Dunkin', Jimmy John's, Subway and Knightro's.

The neighboring retail area has room for 24 shops.

Addition Financial Arena also hosts premiere concerts along with UCF commencement ceremonies. The Central Florida Crusaders, expansion members of the National Indoor Soccer League, began fielding men's and women's teams in the venue for the 2022-23 season.

The arena is located directly in front of UCF's old home, The Venue, which re-opened following a year of massive renovations to create a new home for the women's volleyball program as well as dedicated practice facilities for both the men's and women's basketball programs. The Knights played in the former 5,100-seat building from 1991-2007.

Construction on the new facility began in November of 2005. The arena was designed by HOK Sports and constructed by KUD International.

The arena officially opened on Sept. 8, 2007, with a Reba McEntire concert. The first UCF event at the new arena occurred on Sept. 28, 2007, when the UCF volleyball team hosted East Carolina. The first UCF men's basketball game was a 63-60 victory over Nevada on Nov. 11, 2007 while the first women's contest was on Nov. 9, 2007, in 72-57 loss to Texas Tech.

Capacity	10,000
Construction Began	November 2005
Construction Completed	August 2007
Design	HOK Sports
Construction	KUD International
Cost	$80 million
Luxury Suites	16
Lower Level Seats	5,598
Upper Level Seats	3,365
Club Seats	502
Concession Stands	7
Points of Sale	28
Video Boards	4
First UCF Game	UCF 63, Nevada 60 (11/11/07)

Highest Single-Game Home Attendance Records

1.	10,011 ^	Illinois (3/22/17)
2.	9,825	Memphis (1/10/09)
3.	9,669 ^	Kansas (1/5/25)
4.	9,469 ^	Kansas (1/10/24)
5.	9,460	Marshall (1/13/10)
6.	9,392	Iowa State (3/2/24)
7.	9,390	Houston (3/6/24)
8.	9,387	Oklahoma (2/3/24)
9.	9,383	Houston (1/25/23)
10.	9,358	Michigan (12/30/21)
11.	9,347	Rice (1/22/11)
12.	9,343	Florida State (11/13/13)
13.	9,152	BYU (2/1/25)
14.	9,141	Cincinnati (3/7/19)
15.	9,137	BYU (1/13/24)
16.	9,094	Marshall (1/5/11)
17.	9,014	Houston (1/18/25)
18.	8,882	West Virginia (1/23/24)
19.	8,808	Texas A&M (11/4/24)
20.	8,734	Memphis (1/18/12)

^ - indicates sellout

Single-Season Home Attendance

1.	136,833 (7,602/18 games)	2024-25
2.	134,240 (7,065/19 games)	2023-24
3.	121,036 (6,370/19 games)	2010-11
4.	97,297 (5,723/17 games)	2011-12
5.	90,466 (4,523/20 games)	2012-13
6.	90,067 (5,298/17 games)	2013-14
7.	89,664 (5,274/17 games)	2022-23
8.	88,378 (4,651/19 games)	2016-17

Addition Financial Arena Record by Coaches

Coach	*Seasons*	*Addition Financial Record*	*Win Pct.*
Kirk Speraw	3	34-13 / 12-13*	.723 / .480*
Donnie Jones	6	74-33 / 59-33*	.692 / .641*
Johnny Dawkins	9	106-40	.726

**2008-09, 2009-10, 2010-11 victories vacated due to NCAA sanctions*

Season-by-Season Record in Addition Financial Arena

Season	*Head Coach*	*Home Record*
2007-08	Kirk Speraw	12-4
2008-09	Kirk Speraw	13-3 / 0-3 *
2009-10	Kirk Speraw	9-6 / 0-6 *
2010-11	Donnie Jones	15-4 / 0-4 *
2011-12	Donnie Jones	16-1
2012-13	Donnie Jones	15-5
2013-14	Donnie Jones	10-7
2014-15	Donnie Jones	10-8
2015-16	Donnie Jones	8-8
2016-17	Johnny Dawkins	15-3
2017-18	Johnny Dawkins	12-4
2018-19	Johnny Dawkins	15-2
2019-20	Johnny Dawkins	10-6
2020-21	Johnny Dawkins	6-3
2021-22	Johnny Dawkins	13-3
2022-23	Johnny Dawkins	11-6
2023-24	Johnny Dawkins	11-8
2024-25	Johnny Dawkins	13-5
18 Seasons	**3 Head Coaches**	**214-86 / 177-86***
		.713 / .673 Win %

**2008-09, 2009-10, 2010-11 victories vacated due to NCAA sanctions*

UCF's Addition Financial Arena Winning Streaks

G	*Began*	*Ended*	*Coach*	*Team to End Streak*
16*	2/12/11	1/28/12	Donnie Jones	Southern Miss, 78-65
12**	2/6/08	1/10/09	Kirk Speraw	Memphis, 73-66
10	11/24/18	2/7/19	Johnny Dawkins	No. 12 Houston, 77-68
10^	11/12/10	1/19/11	Donnie Jones	East Carolina, 68-61
8	11/4/24	1/5/25	Johnny Dawkins	No. 7 Kansas, 99-48
7	2/14/17	11/30/17	Johnny Dawkins	Missouri, 62-59
7	1/30/12	11/20/12	Donnie Jones	Middle Tennessee, 75-61
7^	3/7/09	12/30/09	Kirk Speraw	Jacksonville, 61-51
6	12/4/22	1/25/23	Johnny Dawkins	No. 3 Houston, 82-71
6	1/5/13	2/20/13	Donnie Jones	Marshall, 82-70
6	11/17/13	12/31/13	Donnie Jones	No. 10 Louisville, 90-65

** Streak is actually 11 due to five consecutive home wins at the end of the 2010-11 season being vacated via to NCAA sanctions*
*** Streak is actually four due to eight consecutive home wins to begin the 2008-09 season being vacated via to NCAA sanctions*
^ entire winning streak vacated due to NCAA sanctions

Honors and Awards

Associated Press All-America
Honorable Mention

Jermaine Taylor	2008-09

Basketball Times All-America
Third Team

Jermaine Taylor	2008-09

Lefty Driesell Defensive All-America

Tacko Fall	2016-17

NABC All-District
First Team

B.J. Taylor	2018-19
Keith Clanton	2012-13
Isaiah Sykes	2012-13
Keith Clanton	2011-12
Jermaine Taylor	2008-09

Second Team

Keyshawn Hall	2024-25

USBWA All-District

Jermaine Taylor	2008-09

CoSIDA Academic All-District

Roberto Morentin	2003-04

Big 12 Honorable Mention

Darius Johnson	2024-25
Ibrahima Diallo	2023-24
Darius Johnson	2023-24
Jaylin Sellers	2023-24

All-Big 12 Newcomer Team

Keyshawn Hall	2024-25

All-Big 12 Second Team

Keyshawn Hall	2024-25

Big 12 Newcomer of the Week

Keyshawn Hall	2024-25
Jaylin Sellers	2023-24

Academic All-Big 12 Team

Michael Kalina	2023-24
Charlie May	2023-24

American Athletic Conference Defensive Player of the Year

Tacko Fall	2016-17

All-American Athletic Conference Team
First Team

B.J. Taylor	2018-19

Second Team

Taylor Hendricks	2022-23
Aubrey Dawkins	2018-19
B.J. Taylor	2016-17
Isaiah Sykes	2013-14

Third Team

Darin Green Jr.	2021-22
Brandon Mahan	2020-21
Darius Perry	2020-21
Tacko Fall	2018-19

Honorable Mention

A.J. Davis	2017-18

American Athletic Conference All-Rookie Team

Taylor Hendricks	2022-23
Darius Johnson	2021-22
Isaiah Adams	2020-21
Adonys Henriquez	2014-15
B.J. Taylor	2014-15

American Athletic Conference All-Tournament Team

Isaiah Sykes	2013-14

American Athletic Conference Player of the Week

Tacko Fall	3
Aubrey Dawkins	2
B.J. Taylor	1
Brandon Mahan	1

American Athletic Conference Rookie of the Week

Taylor Hendricks	9
Isaiah Adams	3
Ceasar DeJesus	3
Adonys Henriquez	3
B.J. Taylor	3
Darius Johnson	2
Tacko Fall	2
Darin Green Jr.	1
Justin McBride	1

American Athletic Conference All-Academic Team

Michael Kalina	2022-23
Charlie May	2022-23
Poohpha Warakulnukroh	2022-23
Jayhlon Young	2022-23
Ryan Anders	2021-22
P.J. Edwards	2021-22
Darius Johnson	2021-22
Darius Perry	2021-22
Levy Renaud	2021-22
Ryan Anders	2020-21
Moses Bol	2020-21
Avery Diggs	2020-21
Ibrahim Doumbia	2020-21
Xavier Grant	2020-21
Josh Kaplan	2020-21
Levy Renaud	2020-21
Isaac Ward	2020-21
Ryan Anders	2019-20
Frank Bertz	2019-20
Moses Bol	2019-20
Xavier Grant	2019-20
Matt Milon	2019-20
Levy Renaud	2019-20
Terrell Allen	2018-19
Ryan Anders	2018-19
Frank Bertz	2018-19
Anthony Catotti	2018-19
Tacko Fall	2018-19
Xavier Grant	2018-19
Levy Renaud	2018-19
Anthony Catotti	2017-18
Myles Douglas	2017-18
Tacko Fall	2017-18
Nathan Laing	2017-18
Chance McSpadden	2017-18
Collin Smith	2017-18
Anthony Catotti	2016-17
Aubrey Dawkins	2016-17
Nathan Laing	2016-17
Brock Stephenson	2016-17
Tacko Fall	2015-16
Matt Williams	2015-16
Staphon Blair	2014-15
Myles Davis	2014-15
Adonys Henriquez	2014-15
Isaiah Sykes	2013-14

Baha Mar Hoops Bahamas Championship MVP

Taylor Hendricks	2022-23

Baha Mar Hoops Bahamas Championship All-Tournament Team

Taylor Hendricks	2022-23
C.J. Kelly	2022-23

Myrtle Beach Invitational MVP

Aubrey Dawkins	2018-19

Myrtle Beach Invitational All-Tournament Team

Tacko Fall	2018-19

Charleston Classic All-Tournament Team

Tacko Fall	2016-17

C-USA Player of the Year

Jermaine Taylor	2008-09

C-USA Coach of the Year

Kirk Speraw	2006-07

All-Conference USA
First Team

Isaiah Sykes	2012-13
Keith Clanton	2011-12
Jermaine Taylor	2008-09

Second Team

Keith Clanton	2012-13
Marcus Jordan	2010-11
Jermaine Taylor	2007-08
Josh Peppers	2006-07

Third Team

Keith Clanton	2010-11

Conference USA All-Freshman Team

Keith Clanton	2009-10
Marcus Jordan	2009-10
A.J. Rompza	2008-09

Conference USA All-Defensive Team

Isaiah Sykes	2012-13
Keith Clanton	2011-12
Dave Noel	2007-08

Conference USA All-Academic Team

A.J. Rompza	2011-12
Isaac Sosa	2010-11
Isaac Sosa	2009-10

Conference USA Player of the Week

Jermaine Taylor	7
Keith Clanton	5
Isaiah Sykes	3
A.J. Rompza	1
Josh Peppers	1
Isaac Sosa	1

Conference USA Rookie of the Week

Marcus Jordan	1
Isaac Sosa	1
Matt Williams	1

Conference USA Academic Honor Roll

Staphon Blair	2012-13
Tyler Coons	2012-13
Dylan Karell	2012-13
Isaac Lang	2012-13
Daiquan Walker	2012-13
Rod Days	2011-12
Bobby Horodyski	2011-12
A.J. Rompza	2011-12
Tom Herzog	2010-11
Marcus Jordan	2010-11
A.J. Rompza	2010-11
Isaac Sosa	2010-11
Keith Clanton	2009-10
Marcus Jordan	2009-10
Ben O'Donnell	2009-10
A.J. Rompza	2009-10
Isaac Sosa	2009-10
David Diakite	2008-09
Jakub Kusmieruk	2008-09
A.J. Rompza	2008-09
Isaac Sosa	2008-09
Amara Thompson	2008-09
Stanley Billings	2006-07
Adam Gill	2006-07
Taylor Young	2006-07
Will Bakanowsky	2005-06
Adam Gill	2005-06
Drew Speraw	2005-06
Jermaine Taylor	2005-06

Atlantic Sun Player of the Year

Mark Jones	1997-98

Atlantic Sun Defensive Player of the Year

Dexter Lyons	2003-04

Atlantic Sun Newcomer of the Year

Mark Jones	1997-98
Ochiel Swaby	1993-94

Honors and Awards

All-Atlantic Sun

First Team

Dexter Lyons	2003-04
Brad Traina	1998-99
Mark Jones	1997-98
Ochiel Swaby	1993-94

Second Team

Gary Johnson	2004-05
Josh Peppers	2004-05
Roberto Morentin	2003-04
Ray Abellard	2002-03
Ray Abellard	2001-02
Paul Reed	2001-02
D'Quarius Stewart	1999-00
Brad Traina	1997-98
Harry Kennedy	1996-97
Ochiel Swaby	1994-95
Victor Saxton	1993-94

Atlantic Sun Tournament MVP

Gary Johnson	2005
Dexter Lyons	2004
Harry Kennedy	1996
Victor Saxton	1994

Atlantic Sun All-Tournament Team

Gary Johnson	2005
Josh Peppers	2005
Josh Bodden	2004
Dexter Lyons	2004
Ray Abellard	2003
Ed Dotson	2003
Paul Reed	2000
D'Quarius Stewart	2000
Mario Lovett	1999
Mark Jones	1998
Harry Kennedy	1996
Eric Riggs	1996
Howard Porter	1996
Victor Saxton	1994
Ochiel Swaby	1994
Darryl Davis	1994

Atlantic Sun Player of the Week

Ochiel Swaby	4
Mark Jones	2
Brad Traina	2
Ray Abellard	1
Josh Bodden	1
Gary Johnson	1
Dexter Lyons	1
Josh Peppers	1
Cory Perry	1
Victor Saxton	1

Atlantic Sun Academic Honor Roll

Will Bakanowsky	2004-05
Adam Gill	2004-05
Adam Picow	2004-05
Albert Smidebush	2004-05
Adam Gill	2003-04
Roberto Morentin	2003-04
Adam Picow	2003-04
Josh Bodden	2002-03
Troy Lindbeck	2002-03
Roberto Morentin	2002-03
Ray Abellard	2001-02
Josh Bodden	2001-02
Tim Kiscaden	2001-02
Josh Bodden	2000-01
Joey Graham	2000-01
Stephen Graham	2000-01
Phil Hobbs	2000-01
Beronti Simms	2000-01
Jeremy Swan	2000-01
Jason Thornton	2000-01
Marius Boyd	1999-00
Sarath Degala	1999-00
Rafae Goicouria	1999-00
Kyle Schueller	1999-00
Jeremy Swan	1999-00
Mario Lovett	1998-99
Jason Thornton	1998-99
Inyo Cue	1997-98
Bucky Hodge	1997-98
Mark Jones	1997-98
Mario Lovett	1997-98
Tony Marlow	1997-98
Chad Steckline	1997-98
Jason Thornton	1997-98
Brad Traina	1997-98
Scott White	1997-98
Brian Conor	1996-97
Chad Steckline	1996-07
Scott White	1996-07
Stacey Castle	1995-96
Reid Ketteler	1995-96
Eric Riggs	1995-96
Brad Tice	1995-96
Brad Traina	1995-96
Tony Marlow	1994-95
Ted Portee	1993-94
Chuck Roberts	1993-94

Abe Lemons Award (nation's top 3-point shooter)

Jason Thornton	1999-2000

All-American South

Second Team

Ken Leeks	1990-91

Associated Press D-II All-America

Honorable Mention

Bennie Shaw	1974-75

Basketball Weekly D-II All-America

Bo Clark	1978-79
Bo Clark	1975-76

NABC D-II All-America

Bo Clark	1979-80
Bo Clark	1978-79
Jerry Prather	1977-78
Bo Clark	1976-77

NABC D-II Academic All-America

Jimmie Ferrell	1981-82

NCAA D-II All-Tournament Team

Jerry Prather	1978

Sunshine State Coach of the Year

Chuck Machock	1983-83
Torchy Clark	1980-81
Torchy Clark	1977-78

All-Sunshine State

First Team

Dan Faison	1983-84
Larry Gowins	1983-84
Ronnie Thornton	1982-83
Dan Faison	1982-83
Willie Edison	1981-82
Dean Rossin	1980-81
Bo Clark	1979-80
Gerald Jones	1979-80
Bo Clark	1978-79
Jerry Prather	1977-78
Cleveland Jackson	1977-78
Bo Clark	1976-77
Jerry Prather	1976-77

Second Team

Isaac McKinnon	1983-84
Ruben Cotton	1980-81
Roland Ebron	1980-81
Calvin Lingelbach	1976-77

Honorable Mention

Jimmie Ferrell	1981-82
Dave Murray	1980-81
Jim Beachum	1980-81
Ruben Cotton	1979-80
Cleveland Jackson	1978-79
Wil Nix	1978-79

Sunshine State All-Tournament Team

Willie Edison	1981-82
Eddie Rhodes	1981-82
Ronnie Thornton	1981-82
Roland Ebron	1980-81
Gerald Jones	1979-80

UCF Athletics Hall of Fame

Bo Clark	1998
Torchy Clark	1998
Jerry Prather	1999
Mike Clark	2001
Calvin Lingelbach	2001
Ken Leeks	2004
Sinua Phillips	2006
Darryl Davis	2008
Bennie Shaw	2009
Jermaine Taylor	2021

Sunshine State Hall of Fame

Bo Clark	1992
Torchy Clark	1992

ALL-TIME ALPHABETICAL ROSTER

--A--

Abellard, Ray	2001-03
Adams, Isaiah	2020-22
Albers, Chuck	1971-72
Alexander, Sam	1984-86
Allen, Shemarri	2023-24
Allen, Terrell	2016-19
Allison, Ken	1980-81
Alok, Yuat	2018-19
Anders, Ryan	2018-22
Anderson, David	1994-95
Armitage, Steve	1972-74
Avant, Marcus	2003-05
Avery, Marchelus	2023-24

--B--

Baez, Chris	2008-09
Bakanowsky, Will	2002-05
Banyard, Nick	2016-17
Battle, Mike	2006-08
Beachum, Jim	1979-81
Beale (Jr.), George	2025-present
Beaton, George	1985-87
Belotte, Willy	1972-76
Bennett, Wayne	1969-70
Bertz, Frank	2018-20
Bester, Edsel	1986-90
Bethea, Eric	1984-85
Billings, Stanley	2006-08
Bodden, Josh	2000-04
Bol, John	2025-present
Bol, Moses	2019-21
Boles, David	1976-78
Boles, Mike	1989-90, 1991-92
Borowicz, Jason	1993-94
Bowie, Tom	1971-72
Boyd, Marius	2000-03
Boyle, Brendan	2015-16
Blackwood, Bob	1986-90
Blair, Staphon	2012-16
Blue, Travis	1988-89
Brackins, Tony	1984-85
Breunig, Ross	1989-91
Brown, Bobby	1978-79
Brown, Chad	2015-19
Brown, Greg	1983-84
Buchanan, Darrell	1989-90
Burks, Jordan	2025-present
Burley, Keb	1989-90
Butler, Julian	1984-85
Butts, Patrick	1993-95

--C--

Callaway, Paul	1975-76
Callins, Angelo	1972-74
Cambridge, Devan	2025-present
Candelaria, Mike	1980-81
Carr, Robin	1982-83
Carrion, Jeff	1981-82
Carter, Ray	1991-93
Cartwright, Chip	2006-08
Castle, Stacey	1995-96
Catotti, Anthony	2016-19
Clanton, Keith	2009-13
Clark, Bo	1975-77, 78-80
Clark, Mike	1969-72
Clements, Linn	1985-86
Coleman, Dallan 'Deebo'	2024-25
Collier, Marty	1987-88
Connor, Brian	1995-97
Coons, Tyler	2012-14
Cooper, Joe	1996-97
Corso, Bill	1974-75
Cotton, Ruben	1979-81
Crawford, Fred	1987-89
Crittle, Josh	2011-12
Crocklin, Pat	1985-89
Cubit, Tom	1983-86
Cue, Inyo	1996-97, 98-01

--D--

Danen, Todd	1973-74
Davis, A.J.	2014-18
Davis, Darryl	1991-95
Davis, Jarvis	2010-11
Davis, Jeff	1987-89
Davis, Jimmie	1978-79
Davis, Myles	2014-15
Davis, Shaheed	2014-16
Davis, Tony	2006-09
Dawkins, Aubrey	2016-19
Days, Rod	2011-13
Degala, Sarath	1999-00
DeJesus, Ceasar	2016-20
Denmon, Jarrod	1990-92
Diakite, David	2009-11
Diallo, Ibrahima	2023-24
Diggs, Avery	2019-2021
Diong, Cheikh Mbacke	2021-22
Dorschner, Jeff	1980-82
Dotson, Ed	2001-03
Douglas, Myles	2017-19
Doumbia, Ibrahim Famouke	2018-2021
Dube, Chris	2002-03
Durr, Michael	2022-23

--E--

Ebron, Roland	1979-81
Edison, Willie	1980-82
Edwards, Kingsley	2003-05
Edwards, P.J.	2021-23
Efianayi, Tanksley	2015-17
Elbana, Hany	2002-03
Emuobor, Comeh	2023-24

--F--

Faison, Dan	1982-85
Fall, Tacko	2015-19
Fenn, Carlos	1975-76
Ferrell, Jimmie	1980-83
Ferrell, Jimmy	1977-80
Flanagan, Jim	1970-71
Fluitt, Ed	1971-73
Fogle, Ken	1988-89
Foster, Eddie	1992-94
Foumena, Jeremy	2025-present
Freeman, Tyem	2021-23
Friday, John	1984-85, 86-87
Fulks, Themus	2025-present
Fuller Jr., Dre	2018-22
Fussell, Al	1980-81

--G--

Garcia, Nik	2009
Gates, Curtis	1985-86
Gaynor, P.J.	2008-12
Gelfand, Bryan	1998-99
Gill, Adam	2004-07
Goodwin, Brandon	2013-15
Gowins, Larry	1982-84
Graham, Brian	2001-02
Graham, Joey	2000-02
Graham, Stephen	2000-02
Granberry, Davin	1996-00
Grant, Xavier	2018-21
Green, Andre	1988-90
Green Jr., Darin	2019-22
Green, David	1974-76
Green, Devon	1994-95
Griffin, Dayon	2016-19

--H--

Haas, Paul	1978-80
Haas, Pete	1971-74
Haithcock, Stan	1986-88
Hall, Arnett	1972-74
Hall, Keyshawn	2024-25
Hammerberg, Ed	1989-90
Haney, Steven	2013-14
Harding, Ryan	1992-93
Harper, James	1992-93
Harmon, Jamon	2001-02
Haynes, Anthony	1989-91
Helmich, James	1981-82
Hendricks, Taylor	2022-23
Hendricks, Tyler	2022-25
Henriquez, Adonys	2014-16
Herrera, Abel	1994-95
Herzog, Tom	2010-11
Hill, Don	1969-70
Hinson, Denny	1990-91
Hinshaw, Darin	1993-94
Hobbs, Phil	2000-01
Hodge, Bucky	1997-99
Holmes, Marshall	2014-15
Horodyski, Bobby	2011-13
Horton, Ithiel	2022-23
Hulsewe, Elijah	2024-present

--I--

Ingram, Dazon	2019-20
Ivy-Curry, Jordan	2024-25

--J--

Jackson, Cleveland	1977-79
Jacobs, Cummings	1985-86
Jacobs, Don	1969-70
James, Dennis	1978-79
Jenkins, Bob	1969-71
Jenkins, Demonne	1991-92
Jenson, Jerry	1981-82
Jessee, Rudi	1969-70
Jocius, Rokas	2024-25
Johnson, Chris	2025-present
Johnson, Darius	2021-25
Johnson, Dior	2024-25
Johnson, Gary	2003-05
Johnson, Marcus	2004-06
Johnson Jr., Tony	2019-22
Johnson, Zach	2025-present
Jones, Antwann	2023-24
Jones, Gerald	1978-80
Jones, Mark	1997-98
Jones, P.J.	1993-94
Jones, Tanner	2025-present
Jordan, Jeff	2011-12
Jordan, Marcus	2009-12
Jump, Greg	1982-84

--K--

Kalina, Michael	2022-24
Kaplan, Josh	2020-21
Karell, Dylan	2012-15
Kelly, C.J.	2022-23
Kelly, Darwin	1991-92
Kennedy, Harry	1995-97
Kernagahan, Jeff	1971-74
Ketteler, Reid	1993-96
Kimbrough, Stan	1984-85
King, Rob	2012-13
Kiscaden, Tim	2001-02
Krull, Pete	1976-80
Kugel, Riley	2025-present
Kusmieruk, Jakub	2008-10
Kuzucan, Dogukan	2009-11

--L--

Lalone, Mike	1970-71
Langford Jr., DeMarr	2023-24
Laing, Nathan	2016-18
Lang, Isaac	2012-14
Lavender, Dennis	1984-85
Leath, Roy	1998-00
Lee, Kevin	2000-01
Leeks, Ken	1988-92
Legette, Albert	1991-92
Lemon, Kevin	1978-79
Lewis, Daniel	2017
Lewis, David	1975-76
Lilly, Don	1969-70
Lindbeck, Troy	2002-06
Lingelbach, Calvin	1973-77
Lockett, Lorenzo	1988-89
Loucks, Jacob	2006-07
Lovett, Mario	1996-99
Lyons, Dexter	2002-04

--M--

Machowski, Nils	2023-25
Mahan, Brandon	2019-22
Marini, John	1985-88
Marini, Tony	1985-87
Marlow, Tony	1995-98
Martin, Wayne	2011-12
Mathis, Don	1969-72
Maton, Matt	1993-93
May, Charlie	2022-24
McBride, Justin	2013-16
McCombs, Dwight	2010-12
McCrimon, Zettie	1971-73
McCroty, Eugene	2013-14
McDaniels, Jim	1973-74
McGee, Ken	1986-87
McGee, Marcus	2002-04
McKinnon, Isaac	1981-84
McSpadden, Chance	2015-19
Meeker, Doug	2002-03
Mekarski, Brian	1977-80
Miller, Al	1999-03
Miller, Mark	1978-79
Milon, Matt	2019-20
Mobley, Sean	2019-21
Mockus, Mintautas	2023-24
Morentin, Roberto	2002-04
Moretti, Evandro	2000-02
Morse, Tate	2016-18
Morton, Ben	1987-89
Mumin, Djordjije	2014-18
Murray, Dave	1982-84

--N--

Newell, Calvin	2012-14
Nix, Wil	1975-79
Nnakwe, Ikechi	1999-00
Noel, Dave	2005-08
Noffke, Bill	1976-80

--O--

O'Donnell, Ben	2009-10
O'Donnell, Mike	2005-08

--P--

Pacheco, Carmelo	2025-present
Page, Tom	1972-73
Parker, Kris	2025-present
Payne, Lavell	2005-07
Payne, Omar	2023-24
Peppers, Josh	2003-07
Perry, Cory	1996-00
Perry, Darius	2020-22
Pettiway, Jeff	1977-78
Phillips, Bob	1969-79
Phillips, Sinua	1990-94
Picow, Adam	2003-05
Pinkney, Vernon	1988-89
Portee, Ted	1993-95
Porter, Howard	1991-92, 93-96
Prather, Jerry	1974-78
Pringle, Bruce	1982-94
Pugh, Kory	2009

--R--

Radovski, Nenad	1994-95
Reed, Paul	1999-02
Reid, Aundre	1983-84
Renaud, Levy	2018-22
Repas, Ivan	1969-79
Reynolds, Jamille	2020-22
Reynolds, Ryan	1998-99
Rhodes, Eddie	1981-82
Rhodes, Ed'Xavior	2021-22
Rice, Dan	1971-72
Riggs, Eric	1995-96
Roberson, Faronte	1985-87
Roberson, Greg	1990-91
Roberts, Chuck	1993-95
Rodgers, David	1974-75
Rogers, Dave	1974-75
Rompza, A.J.	2008-12
Rose, Justin	2004-06
Ross, Rob	2002-04
Rossin, Dean	1979-81
Rubin, Dan	1990-91

--S--

Salerno, Russ	1969-70
Sanford, Ben	1974-79
Saxton, Victor	1992-94
Schueller, Kyle	1999-00
Scott, R.J.	2009-10
Scruggs, Vincent	1980-81
Sellers, Jaylin	2023-25
Shaw, Bennie	1974-76
Simms, Beronti	1997-01
Simpson, Cameron	2024-25
Sisemore, Don	1974-75
Smidebush, Albert	2004-05
Smith, Collin	2017-20
Smith, Jeff	1974-75
Smith, John	1972-74
Smith, Kevin	1983-84
Sosa, Isaac	2008-11
Sparrow, Tyronne	1975-77
Speraw, Drew	2005-06, 2007-10
Spivey, Mike	1976-78
Spurlock, Tristan	2010-14
Stanley, Terrence	1982-83
Steckline, Chad	1996-97
Stephens, Carl	1977-79
Stephenson, Brock	2016-18
Stewart, D'Quarius	1996-00
Stillwell, Jamichael	2025-present
Stokes, Earl	1969-70
Stout, Ben	2003-04
Suggs, Brandon	2022-23
Swaby, Ochiel	1993-95
Swan, Jeremy	2000-01
Sykes, Isaiah	2010-14
Sylla, Thierno	2022-24

--T--

Tate, Ernie	1981-82
Taylor, B.J.	2014-19
Taylor, Jermaine	2005-09
Taylor, JJ	2024-25
Thiam, Moustapha	2024-25
Thioune, Lahat	2022-23
Thompson, Amara	2009-11
Thompson, David	1973-74
Thornton, Andre	2006-08
Thornton, Jason	1998-02
Thornton, Mark	1969-70
Thornton, Ronnie	1981-83
Tice, Brad	1995-96
Tormhohlen, Tommy	1989-91
Traina, Brad	1995-99
Tyler, A.J.	2008-11

--U--

Ulvydas, Rokas	2016-18

--V--

VanDeusen, Kirk	1991-93

--W--

Walker, C.J.	2020-24
Walker, Daiquan	2012-16
Walker, James	1992-94
Wallen, Chris	1985-88
Warakulnukroh, Poohpha	2022-present
Ward, Isaac	2020-21
Weathers, Will	2008-09
West, Chris	1994-96
White, Scott	1996-98
Wilhete, Al	1975-76
Williams, Anthony	2004-06
Williams, Benny	2024-25
Williams, Bill	1977-79
Williams, Matt	2012-17
Williams, Mikey	2024-25
Wilson, Kasey	2011-15
Wofford, Steve	1975-77
Woodford, Bryant	1986-88

--Y--

Yotio, Jean Michel	2007-09
Young, Jayhlon	2022-23
Young, Taylor	2007-11

--Z--

Zondervan, Kenrick	2005-09

--00--

Jeremy Swan	2000-01
Davin Granberry	1995-00
Ochiel Swaby	1993-95

--0--

Jeremy Foumena	2025-present
Jordan Ivy-Curry	2024-25
Charlie May	2023-24
Lahat Thioune	2022-23
Darius Johnson	2021-22
Yuat Alok	2018-19
Tanksley Efianayi	2016-17
Brendan Boyle	2015-16
Rod Days	2011-12

--1--

Themus Fulks	2025-present
Mikey Williams	2024-25
Antwann Jones	2023-24
Jayhlon Young	2022-23
Tony Johnson	2019-22
B.J. Taylor	2014-19
Tristan Spurlock	2011-14
R.J. Scott	2009-10
Jermaine Taylor	2005-09
Marcus Avant	2003-05
Chris Dube	2002-03

--2--

Riley Kugel	2025-present
JJ Taylor	2024-25
Shemarri Allen	2023-24
Michael Durr	2022-23
Darius Perry	2020-22
Matt Milon	2019-20
Terrell Allen	2016-19
Wayne Martin	2011-12
Jarvis Davis	2010-11
Ben O'Donnell	2009-10
Tony Davis	2007-09
Lavell Payne	2005-07
Doug Meeker	2002-03

--3--

George Beale Jr.	2025-present
Darius Johnson	2022-25
Isaiah Adams	2020-22
Dre Fuller Jr.	2018-20
A.J. Davis	2014-18
Isaiah Sykes	2012-14
A.J. Rompza	2008-12
Dave Noel	2005-08
Al Miller	1999-03
Willie Edison	1981-82
Vincent Scruggs	1980-81

--4--

Jamichael Stillwell	2025-present
Keyshawn Hall	2024-25
Comeh Emuobor	2023-24
Brandon Suggs	2022-23
Jamille Reynolds	2020-22
Ceasar DeJesus	2016-20
Daiquan Walker	2012-16
Kory Pugh	2009
Mike O'Donnell	2005-08
Dexter Lyons	2002-04
Mario Lovett	1996-01
Brad Tice	1995-96
Nenad Radovski	1994-95
James Walker	1992-94
Edsel Bester	1989-90
Greg Brown	1983-84
Eddie Rhodes	1981-83
Mike Candelaria	1980-81

--5--

Kris Parker	2025-present
Benny Williams	2024-25
Omar Payne	2023-24
P.J. Edwards	2021-23
Avery Diggs	2019-21
Myles Douglas	2017-19
Djordjije Mumin	2015-17
Eugene McCrory	2013-14
Rod Days	2012-13
Marcus Jordan	2009-12
Will Weathers	2008-09
Chip Cartwright	2006-08
Gary Johnson	2003-05
Marcus McGee	2002-04
Jamon Harmon	2001-02
Inyo Cue	1997-01
Harry Kennedy	1995-97
Darryl Davis	1991-95
Dan Faison	1982-84
Jeff Carrion	1981-82
Cleveland Jackson	1978-79

--6--

Dallan 'Deebo' Coleman	2024-25

--7--

John Bol	2025-present
Dior Johnson	2024-25

--8--

Elijah Hulsewe	2024-25

--9--

Elijah Hulsewe	2025-present

--10--

Mintautas Mockus	2023-24
Poohpha Warakulnukroh	2022-23
Levy Renaud	2019-22
Dayon Griffin	2016-19
Adonys Henriquez	2014-16
Tyler Coons	2012-14
Dwight McCombs	2010-12
Drew Speraw	2005-10
Kingsley Edwards	2003-05
Ray Abellard	2001-03
Phil Hobbs	2000-01
Bryan Gelfand	1998-99
Chad Steckline	1996-98
Abel Herrera	1994-96
P.J. Jones	1993-94
Matt Maton	1992-93
Fred Crawford	1987-89
Faronte Roberson	1985-87
Stan Kimbrough	1984-85
Jerry Prather	1975-76

--11--

Carmelo Pacheco	2025-present
Cameron Simpson	2024-25
Ibrahima Diallo	2023-24
Tyem Freeman	2021-23
Xavier Grant	2019-21
Rokas Ulvydas	2016-18
Brandon Goodwin	2014-15
Calvin Newell	2012-14
Bobby Horodyski	2011-12
Isaac Sosa	2008-11
Mike Battle	2006-08
Vernon Pinkney	1989-90
Kevin Smith	1983-84
Jimmie Ferrell	1980-83
Jerry Prather	1976-78

--12--

DeMarr Langford Jr.	2023-24
Ithiel Horton	2022-23
Ed'Xavior Rhodes	2021-22
Dazon Ingram	2019-20
Xavier Grant	2018-19
Matt Williams	2012-17
Taylor Young	2007-11
Adam Picow	2003-05
Tim Kiscaden	2001-02
Kevin Lee	2000-01
Kyle Schueller	1999-00
Cory Perry	1996-98
David Anderson	1994-95
Sinua Phillips	1990-94
Keb Burley	1989-90
Vernon Pinkney	1988-89
Chris Wallen	1984-88
Don Sisemore	1974-76

--13--

Marchelus Avery	2023-24
C.J. Kelly	2022-23
Brandon Mahan	2019-22
Levy Renaud	2018-19
Daniel Lewis	2017
Tanksley Efianayi	2015-16
Jeff Jordan	2011-12
Jakub Kusmieruk	2009-10
Kenrick Zondervan	2005-09
Roberto Morentin	2002-04
Greg Jump	1983-84
Jerry Jensen	1981-83
Brian Mekarski	1979-80
Mark Miller	1978-79
Mike Spivey	1976-78
David Lews	1975-76

--14--

Michael Kalina	2022-24
Ibrahim Famouke Doumbia	2018-21
Nick Banyard	2016-17
Dogukan Kuzucan	2010-11
Andre Thornton	2007-08
Joey Graham	2000-02
Sarath Degala	1999-00
Ryan Reynolds	1998-99
Brian Connor	1995-97
Ted Portee	1993-95
Ryan Harding	1991-93
Travis Blue	1987-90
Edsel Bester	1986-87
Calvin Lingelbach	1973-77

--15--

Tyler Hendricks	2022-present
Isaac Ward	2020-21
Aubrey Dawkins	2016-19
Dylan Karell	2012-15
David Diakite	2008-11
Dave Murray	1982-84
Willie Edison	1980-81
Dennis James	1978-79
Cleveland Jackson	1977-78

--20--

Poohpha Warakulnukroh	2023-25
Sean Mobley	2020-21
Frank Bertz	2018-20
Brock Stephenson	2016-18
Myles Davis	2014-15
Dogukan Kuzucan	2009-10
Chris Baez	2008-09
Tony Davis	2006-07
Troy Lindbeck	2002-06
Jason Thornton	1998-02
Inyo Cue	1996-97
Patrick Butts	1993-95
Ray Carter	1991-93
Dan Rubin	1990-91
Pat Crocklin	1986-89
Cummings Jacobs	1985-86
Julian Butler	1984-85
Wil Nix	1975-76

--21--

C.J. Walker	2020-24
Chad Brown	2015-19
Isaac Lang	2012-14
P.J. Gaynor	2008-12
Stanley Billings	2006-08
Justin Rose	2004-06
Marius Boyd	2000-03
Brad Traina	1995-99
Jason Borowicz	1993-94
Mike Boles	1987-92
Larry Gowins	1983-84
Roland Ebron	1980-81
Wil Nix	1976-79
Carlos Fenn	1975-76

Willy Belotte	1972-76

--22--

Chris Johnson	2025-present
Nils Machowski	2023-25
Darin Green Jr.	2019-22
Chance McSpadden	2015-19
Brandon Goodwin	2013-14
Rob King	2012-13
Kasey Wilson	2011-12
Amara Thompson	2009-11
Cordell Pope	2007-08
Andre Thornton	2006-07
Marcus Johnson	2004-06
Rob Ross	2002-04
Brian Graham	2001-02
D'Quarius Stewart	1996-00
Howard Porter	1992-96
Denny Hinson	1990-91
Edsel Bester	1987-89
Bryant Woodford	1986-87
James Teague	1985-86
Bob Machock	1984-85
Bennie Shaw	1974-76

--23--

Howard Porter	1991-92
Bo Clark	1975-77, 78-80
Rudi Jessee	1969-71

--24--

Zach Johnson	2025-present
Jaylin Sellers	2023-25
Charlie May	2022-23
Dre Fuller Jr.	2020-22
Tacko Fall	2015-19
Djordjije Mumin	2014-15
Steven Haney	2013-14
Josh Crittle	2011-12
Nik Garcia	2009-10
Stephen Graham	2000-02
Cory Perry	1998-00
Tony Marlow	1994-98
Eddie Foster	1992-94
Albert Legette	1991-92
Anthony Haynes	1989-91
Jeff Davis	1988-89
Edsel Bester	1987-88
Pat Crocklin	1985-86

--25--

Taylor Hendricks	2022-23
Ryan Anders	2018-22
Tate Morse	2016-18
Marshall Holmes	2014-15
A.J. Tyler	2008-11
Adam Gill	2004-07
Ed Dotson	2001-03
Ikechi Nnakwe	1999-00
Mark Jones	1997-98
Stacey Castle	1995-96
Devon Green	1994-95
Ulyen Coleman	1983-84
Tony Moore	1981-82
Jim Beachum	1979-81
Brian Mekarski	1977-79
Mike Clark	1969-72

--30--

Tanner Jones	2025-present
Sean Mobley	2019-20
Anthony Catotti	2017-18
Josh Peppers	2003-07
Hany Elbana	2002-03
Beronti Simms	1997-01
Chuck Roberts	1993-95
Eddie Hammerberg	1990-91
Ken Fogle	1988-89
Stan Haithcock	1987-88
Tom Cubit	1984-86
Steve Wofford	1975-77
David Thompson	1973-75
Mark Thornton	1971-73

--31--

Thierno Sylla	2022-24
Anthony Catotti	2018-19
Floyd Henry	1982-83
Jeff Dorschner	1981-82
Joe Burgess	1980-81
Ruben Cotton	1978-79
Lee Riley	1976-78
Ivan Repas	1969-70

--32--

Kasey Wilson	2012-15
Isaiah Sykes	2010-12
Albert Smidebush	2004-05
Ben Stout	2003-04
Paul Reed	1999-02
Scott White	1996-98
Reid Ketteler	1993-96
Tommy Tormohlen	1989-90
Lorenzo Lockett	1988-89
Marty Collier	1987-88
Ken McGee	1986-87
Curtis Gates	1985-86
John Friday	1984-85
Dave Rogers	1974-75
Bob Jenkins	1969-71

--33--

Poohpha Warakulnukroh	2025-present
Moses Bol	2019-21
Djordjije Mumin	2017-18
Shaheed Davis	2014-16
Keith Clanton	2009-13
Jakub Kusmieruk	2008-09
Anthony Williams	2004-06
Josh Bodden	2000-04
Roy Leath	1998-00
James Harper	1992-93
Demonne Jenkins	1991-92
Ross Breunig	1989-91
James Helmich	1981-82
Ruben Cotton	1979-81
Bobby Brown	1978-79
David Boles	1976-78
Earl Stokes	1969-70

--34--

Cheikh Mbacke Diong	2021-22
Justin McBride	2013-16
Jean Michel Yotio	2007-09
Jacob Loucks	2006-07
Joe Cooper	1996-97
Eric Riggs	1995-96
Victor Saxton	1992-94
Tommy Tormohlen	1990-91
Bob Blackwood	1987-90
George Beaton	1985-87
Tony Brackins	1984-85
Wayne Bennett	1969-70

--35--

Devan Cambridge	2025-present
Rokas Jocius	2024-25
Collin Smith	2017-20
Will Bakanowsky	2002-05
Evandro Moretti	2000-02
Jeremy Swan	1999-00
Bucky Hodge	1998-99
Chris West	1994-96
Greg Roberson	1990-91
Tom Cubit	1983-84
Ron Thornton	1981-83
Gerald Jones	1978-80
Don Jacobs	1969-70

--40--

Jarrod Denmon	1990-92
Darrell Buchanan	1989-90
Jeff Davis	1987-88

--41--

Tom Herzog	2010-11
Darin Hinshaw	1993-94
Darwin Kelly	1991-92
Isaac McKinnon	1979-84
Kevin Lemon	1978-79
Bill Noffke	1976-80

--42--

Kirk VanDeuesen	1991-93
Andre Green	1989-90
John Friday	1986-87
Linn Clements	1985-86
Dennis Lavender	1984-85

--43--

Robin Carr	1982-83
Ken Allison	1980-81
Roland Ebron	1979-80
Jeff Pettiway	1977-78
Russ Salerno	1969-70

--44--

Ken Leeks	1988-92
John Marini	1985-88
Sam Alexander	1984-85
Jeff Dorschner	1980-81
Paul Calloway	1975-76
Jeff Smith	1974-75
Bob Phillips	1969-70

--45--

Al Fussell	1980-81
Pete Krull	1976-80
David Green	1974-76

--50--

Ben Morton	1987-89
Stan Haithcock	1986-87
Tony Marini	1985-87
Eric Bethea	1984-85

--51--

Nathan Laing	2016-18
Bruce Pringle	1983-84
Ernie Tate	1981-82
Dean Rossin	1979-81
Carl Stephens	1977-79

--52--

Moustapha Thiam	2024-present
Staphon Blair	2012-16
Andre Green	1988-89

--53--

Paul Haas	1978-79
Bill Williams	1977-79

--54--

Bob Blackwood	1986-87
Sam Alexander	1985-86
Don Mathis	1969-72

--55--

Ernie Tate	1981-82
Jeff Dorschner	1980-81
Paul Haas	1979-80
Jimmie Davis	1978-79
Don Hill	1969-70

--99--

Jordan Burks	2025-present

(complete jersey numbers not available from the 1970-71 through 1973-74 seasons)

Taylor Hendricks

All-Time NBA/G-League Roster

Player (Years at UCF)	*Organization(s)*	*Season(s)*	*GP*
Chad Brown (2015-19)	Dallas Mavericks*	2019-20	0
	Texas Legends (G-League)	2019-20	42
A.J. Davis (2014-18)	Delware Blue Coats (G-League)	2018-19	2
	Stockton Kings (G-League)	2019-20	1
Aubrey Dawkins (2016-19)	New Orleans Pelicans*	2019-20	0
	Erie Bayhawks (G-League)	2019-20	37
	Ignite (G-League)	2022-23	8
Tacko Fall (2015-19)	**Boston Celtics**	**2019-21**	**26**
	Maine Red Claws (G-League)	2019-20	29
	Cleveland Cavaliers	**2021-22**	**11**
	Cleveland Charge (G-League)	2021-22	26
Taylor Hendricks (2022-23)	**Utah Jazz**	**2023-present**	**40**
Mark Jones (1997-98)	**Orlando Magic**	**2004-05**	**10**
Tristan Spurlock (2010-14)	Canton Charge (D-League)	2014-15	4
	Delware 87ers (D-League)	2015-16	0
B.J. Taylor (2014-19)	Los Angeles Clippers*	2019-20	0
	Agua Caliente Clippers (G-League)	2021-22	0
	Cleveland Charge (G-League)	2021-22	0
	Salt Lake City Stars (G-League)	2021-22	2
Jermaine Taylor (2005-09)	**Houston Rockets**	**2009-10**	**39**
	Sacramento Kings	**2010-11**	**26**
	Rio Grande Valley (D-League)	2009-10, 2011-12	22
	Maine Red Claws (D-League)	2013-15	32
	Idaho Stampede/Salt Lake City Stars (D-/G-League)^	2014-15, 2016-18	17/64
Matt Williams (2012-17)	**Miami Heat**	**2017-18**	**3**
	Sioux Falls Skyforce (G-League)	2017-18	43

** - Signed Exhibit 10 contract, but did not play for team*
^ - Idaho Stampede franchise renamed to Salt Lake City Stars to begin 2016 season
Bold *indicates played at least one game for an NBA franchise*
NBA D-League rebranded to NBA G-League for the 2017-18 season
All-Time NBA/G-League Roster updated folliowing 2023-24 NBA season

Draft History

NBA Draft

Name	*Year*	*Rd.*	*Pick*	*Team*
Taylor Hendricks	2023	1	9	Utah
Jermaine Taylor	2009	2	32	Washington
Bennie Shaw	1976	9	146	Milwaukee

NBA D-League/G-League Draft

Name	*Year*	*Rd.*	*Pick*	*Team*
Ibrahima Diallo	2024	1	13	Austin
B.J. Taylor	2021	1	16	Cleveland
Tristan Spurlock	2014	2	29	Canton
Dave Noel	2008	8	56	Reno
Dexter Lyons	2006	3	24	Idaho

CBA Draft

Name	*Year*	*Rd.*	*Pick*	*Team*
Brad Traina	1999	9	78	Grand Rapids
Mark Jones	1998	4	35	Fort Wayne
Ken Leeks	1992	4	51	Quad City

5
NBA players

155
NBA games played and counting

Jermaine Taylor

Tacko Fall

Mark Jones

Matt Williams

TAYLOR HENDRICKS - UCF'S FIRST ONE-AND-DONE

Taylor Hendricks with NBA Commissioner Adam Silver on stage at the 2023 NBA Draft moments after becoming UCF's first lottery and first round pick with his ninth overall selection to the Utah Jazz

Taylor Hendricks, a four-star recruit out of Calvary Christian Academy in Ft. Lauderdale, Florida, became UCF's highest draft pick in men's basketball history by going ninth overall to the Utah Jazz in the 2023 NBA Draft.

The prospect rankings for Hendricks were far from unanimous; ESPN had him pegged as the 54th overall recruit in the nation while 247 Sports had him outside the top-100. Rivals was the only outlet to have Hendricks listed as top-10 in his position.

Hendricks left his mark in his only season at UCF before declaring for the draft on March 22, 2023. He ended his tenure with the Knights as a unanimous selection to the American Athletic Conference's All-Freshman Team and also earned a Second-Team All-Conference nod. The rookie was one of 25 finalists for the Kyle Macy Award, the first Knight to receive the honor. Hendricks was by far one of the more impressive rookies in The American throughout the season, tallying a record nine Rookie-of-the-Week honors, including four straight from the span of Nov. 21, 2022 to Dec. 12, 2022, another conference record.

Hendricks arrives in style on the red carpet at the 2023 NBA Draft

In his lone season with the Knights, Hendricks started all 34 games, playing 1,179 minutes, the second-most in a single season in program history. The young rookie led the team in many offensive categories, including scoring (15.1 points per game), rebounding (7.0 per game), field goal percentage (47.8%, 184-for-385) and three-point percentage (39.4%, 61-for-155). Hendricks finished the year 10th on UCF's career three-point percentage list.

On the defensive side of the ball, Hendricks led the team and the AAC in blocks with 59, also tying him for seventh most in a single season at UCF. His conference-leading 59 blocks ranked 39th in the nation and 42nd in blocks per game, averaging 1.74 per game. Hendricks went 13 straight games with a block, falling two games shy of Tacko Fall's 15-game streak in a single season.

The impact of Hendricks was felt from game one, as the rookie posted 23 points in his debut in a double-overtime loss to UNC-Asheville. He tallied a double-double his next time out, helping the Knights charge on to a 68-54 victory against Florida State with 15 points and 12 rebounds. Hendricks was named the Baha Mar Hoops Bahams Championship MVP after recording a 16-point, 12-rebound double-double against Oklahoma State in the semifinals before leading the team ins coring with 19 points against Santa Clara in the championship contest.

Hendricks continued to be a force to be reckoned with, eventually topping his career-high point total of 23 in a single game with 25. He did it twice, scoring 25 points at Tulsa on Feb. 26 on 10-of-16 shooting with eight rebounds and then again on the final day of the regular season, which was just two games later, at home against ECU. It was more of the same in the 2023 NIT First Round as the Knights toppled the Gators 67-49 behind Hendricks' 17 points on 8-of-11 shooting, eight rebounds, two blocks and two steals.

When all was said and done, Hendricks had shattered UCF rookie records. He finished with the most single-season points (515), scoring average (15.1), rebounds (237), offensive rebounds (80), rebound average (7.0) field goal makes and attempts (184-for-385), free throw makes and attempts (86-for-110) and minutes (1,179), all tops of UCF's freshman leaderboards. He was second in blocks (59), fourth in steals (31) and three-point field-goals (61). Hendricks was the only player in the NCAA to hit 60 or more three pointers, record 55 or more blocks and have 35 or more dunks on the year. He also tallied five double-doubles, the first two coming within his first four career games.

Hendricks attended the draft in Brooklyn, New York with his mother Danielle Hendricks and his twin brother Tyler Hendricks. Other special guests at his table included UCF head coach Johnny Dawkins, assistant coach Robbie Laing and assistant director of operations Morgan Leonard.

Hendricks became the third Knight selected in the NBA Draft and second in the modern era, joining Jermaine Taylor (2009, Round 2, Pick 32) and Bennie Shaw (1976, Round 9, Pick 146). Hendricks was set to become the fifth Knight to ever play in the NBA, joining Jermaine Taylor (Houston, Sacramento), Tacko Fall (Boston, Cleveland), Mark Jones (Orlando) and Matt Williams (Miami).

Taylor Hendricks with his mom Danielle and twin brother Tyler at his table pre-draft

The 2023 lottery pick made his NBA debut on opening night, Oct. 25, in the final minutes of Utah's home loss to Sacramento. The rookie spent some time between the NBA and G-League before getting his next appearance on Dec. 2. Hendricks earned his first career start on Feb. 22, his 18th career NBA game and 57th of the season for Utah's squad. He posted 12 points and hauled in nine rebounds in the process. Hendricks started and played in the final 17 games of Utah's season, earning 9.3 points and 5.5 rebounds per contest during that span. On the season, Hendricks played in 40 games, starting in 23 while averaging 7.3 points and 4.6 rebounds per game. The 40 games played is the most by a Knight in the NBA in a single season and second all-time, behind only Jermaine Taylor who suited up for 65 contests.

KNIGHTS IN THE PROS

Marcus Avant

Selcuk Univ. (Turkey)	2005
Pennsylvania (USBL)	2006
Worthing (England)	2007
Gwinnett (WBA)	2008

Nick Banyard

Aomori Watts (Japan)	2017-18
Rayos de Hermosillo (Mexico)	2018
North-West Thunder (Australia)	2018-19
Ovarense Basquetbol (Portugal)	2019-20
GIE Maile Matrix (D.R.)	2021
KB Rahoveci (Kosovo)	2021-22
Anórthosis Ammóchostou (Greece)	2022
Kocaeli BSB Kağıtspor (Turkey)	2022
Soproni KC (Hungary)	2023
Olimpico/Atlético Platense (Argentina)	2024
Toros de Aragua (Venezula)	2025-present

Mike Battle

Barreteros de Zacatecas (Mexico)	2012-13
Universidad de Managua (Nicaragua)	2013
Heartland (ABL)	2013

Stanley Billings

Bravos de Piedras Negras (Mexico)	2008

Staphon Blair

Aalstar (Belgium)	2016-17
KK Ibar Rozaje (Montenegro)	2017
Bosna-Royal (Bosnia)	2017
Sencur (Slovenia)	2018
Illiabum Clube (Portugal)	2018-19
Blackwater Elite (Philippines)	2019
Fukushima (Japan)	2019-20
Angers (France)	2020-21
A.C.E. League (Orlando)	2021
Al Sulaibikhat (Kuwait)	2021-22
Diablos de Miranda (Venezuela)	2022
Toros de Aragua (Venezuela)	2022
Al Alhy Benghazi (Libya)	2022
Al Sulaibikhat (Kuwait)	2022
Panteras de Miranda (Venezuela)	2023

Chad Brown

Dallas Mavericks (NBA)	2019-20
Texas Legends (NBA G-League)	2019-20
Charilaos (Greece)	2020
Guelph Nighthawks (Canada)	2021
Peristeri (Greece)	2021-22
Merkezefendi Belediyesi Denizli (Turkey)	2022
Hapoel Gilboa Galil (Israel)	2022-23
Uralmash Yekaterinburg (Russia)	2023
Apollon Patras (Greece)	2023-24
Wilki Morskie Szczecin (Poland)	2024-25
Titanes Licey (Domincian Republic)	2025-present

Keith Clanton

Anwil (Poland)	2013-14
Seoul Samsung (S. Korea)	2014-15
Leones De Ponce (Puerto Rico)	2015
Hapoel Be'er Sheva (Israel)	2015-16
PAOK (Greece)	2016-17
Lukoil Academic (Bulgaria)	2017-18
Levski Sofia (Bulgaria)	2018
Rethymno Cretan Kings (Greece)	2018-19
Steaua Bucuresti (Romania)	2019-20
Yamagata (Japan)	2020-21
Dinamo Bucuresti (Romania)	2021-22
Lions de Geneve (Switzerland)	2022-23
Spinelli Massagno (Switzerland)	2023-24
Florida TNT & Dunkin Dogs (TBT)	2024-25

Inyo Cue

Plymouth (England)	2002-03

AJ Davis

KB Sigal Prishtina (Kosovo)	2018
Brisbane Bullets (Australia)	2019
Delaware Blue Coats (NBA G-League)	2019
Stockton Kings (NBA G-League)	2019
Reales de La Vega (Domincan Republic)	2019-20
BC Lulea (Sweden)	2020
Charilaos Trikoupis (Greece)	2020-21
Mauricio Baez (D.R.)	2020-21
Nuernberg Falcons BC (Germany)	2021-22
Niagara River Lions (Canada)	2021-22
Apollon Patras (Greece)	2022-23
Niagra River Lions (Canada)	2023
Leuven Bears (Belgium)	2023-24
Niagra River Lions (Canada)	2024-present

Shaheed Davis

Sheffield Sharks (England)	2016
Al Nift (Iraq)	2016-17
Academic Plovdic (Bulgaria)	2017
KK Feni Industries (Macedonia)	2017
Cherkasy (Ukraine)	2017-18
Pallacanestro Cantu (Italy)	2018-19
Fukushima Firebonds (Japan)	2019-20
Kumamoto Volters (Japan)	2020-21
Hapoel Eilat (Israel)	2021
Alba Fehérvár (Hungary)	2021-22
Lavrio (Greece)	2022
Tainan TSG GhostHawks (Taiwan)	2022-23
Anorthosis Ammohostou (Cyprus/Asia)	2023
Sigal Prishtina (Kosovo)	2024-present

Aubrey Dawkins

New Orleans Pelicans (NBA)	2019-20
Erie Bayhawks (NBA G-League)	2019-20
BG Goettingen (Germany)	2020-21
Turk Telekom Ankara (Turkey)	2021-22
Ignite (NBA G-League)	2022-23
Frutti Extra Bursaspor (Turkey)	2022-23
SC Derby (Montenegro)	2023-24
Osos de Manati (Puerto Rico)	2023-24
Nizhny Novgorod (Russia)	2024
Wurzburg Baskets (Germany)	2024-present

Ed Dotson

Snaefell (Iceland)	2003-04
Korihait (Finland)	2004-05
Woon Aris (Holland)	2005-06
Oliveirense (Portugal)	2006
Queluz (Portugal)	2007
Trujillo (Spain)	2008

Michael Durr

Mandurah Magic (Australia)	2024
Zonkeys De Tijuana (Mexico)	2025-present

Tank Efianayi

Bipa Basket Odessa (Ukraine)	2017-18
BC Balkan (Bulgaria)	2018-19
KK Gostivar (Macedonia)	2019
Puente Alto (Puerto Rico)	2019-20
Obera (Argentina)	2020-21
Club Urunday (Uruguay)	2021-23
Guaiqueries (Venezuela)	2023
Plateros (Mexico)	2023-25
Spartans Distro Capital (Venezuela)	2025-present

Tacko Fall

Boston Celtics (NBA)	2019-2021
Maine Red Claws (NBA G-League)	2019-2020
Cleveland Cavaliers (NBA)	2021-22
Cleveland Charge (NBA G-League)	2021-22
Xinjiang Flying Tigers (China)	2022-23
Nanjing Tongxi Monkey Kings (China)	2023-24
Piratas de Quebradillas (Puerto Rico)	2024
BNZ Breakers (New Zealand)	2024-present

P.J. Gaynor

West Palm Beach (ABL)	2012-13

Dayon Griffin

KB Feronekeli (Kosovo)	2019-20
Hydro Truck (Poland)	2020-2021
Ternopil-Tneu (Ukraine)	2021-22
Kaposvari (Hungary)	2022
Szolnok (Hungary)	2022-23
Wuerzburg (Germany)	2022-23
Sopron KC (Hungary)	2023-present

Taylor Hendricks

Utah Jazz (NBA)	2023-present

Darius Johnson

SC Derby Podgorica (Montenegro)	2025-present

Gary Johnson

UCC Demons (Ireland)	2005-06
Bochum (Germany)	2006-07
Dortmund (Germany)	2007-08
Herten (Germany)	2008-09
Chemnitz (Germany)	2009-12
Dusseldorf (Germany)	2012-13
Gotha (Germany)	2013-14
Wohnbau (Germany)	2014-16
Bochum (Germany)	2016-17

Mark Jones

Morges (Switzerland)	1999-00
Florida (USBL)	2000
Idaho (CBA)	2000
Bourg-en-Breese (France)	2000-01
Barangay Ginebra (Philippines)	2001
Chalon (France)	2001-02
Great Lakes (CBA)	2004-05
Orlando Magic (NBA)	2005
BC Kyiv (Ukraine)	2005-06
Colorado (NBA D-League)	2007

C.J. Kelly

Monferrato (Italy)	2023-24
Le Portel (France)	2024-present

Ken Leeks

Racing Avellaneda (Argentina)	1996-97
Red Wolves (Japan)	1997-98
Guiqueries de Margarita (Venezuela)	1998
Tadamon (Lebanon)	1998-99
Osorno (Chile)	1999-00
Carolina (Puerto Rico)	2000
CAB Madeira (Portugal)	2000-01
Gimnasia Indalo (Argentina)	2001-02
Shakhter Irkutsk (Russia)	2002
Leneros de Los Mina (Dominican)	2002
San Lazaro (Dominican Republic)	2003
CAB Madeira (Portugal)	2003-04
Deportes Castro (Chile)	2004
Rosalia de Castro (Spain)	2004-05
Provincial Osorno (Chile)	2005-07

Dexter Lyons

Almere (Holland)	2004-05
Darussafaka (Turkey)	2005-06
Basket Esch (Luxembourg)	2007
San Lazaro (Dominican Republic)	2007
Illescas (Spain)	2007-08
Alcazar (Spain)	2009-11
St. Vallier (France)	2011
Miyazaki SS (Japan)	2011-12
Takamatsu FA (Japan)	2012-15

Dwight McCombs

West Palm Beach (ABL)	2012-13
London Lightning (Canada)	2013-14
Mississauga Power (Canada)	2013-14
San Isidro (Argentina)	2014-15
Cuxhaven (Germany)	2015-16
Juvenil (Ecuador)	2016
CDE Talca (Chile)	2016-17
Soles de Santo Domingo (Dominican Rep.)	2017
Sol de America Asuncion (Paraguay)	2017

Matt Milon

Starwings (Switzerland)	2020-21
CS Phoenix Galati (Romania)	2021-22
Fribourg Olympic (Sweeden)	2022-23
GTK Gliwice (Poland)	2024-present

Roberto Morentin

Etosa (Spain)	2004-05
Gijon (Spain)	2005-06
Grupo Capitol (Spain)	2006-07
Leche Rio (Spain)	2007-08
Melilla (Spain)	2009-10
C.B. Murcia (Spain)	2010-11
Menorca (Spain)	2011-12
Caceres (Spain)	2012-13
Ourense (Spain)	2013-14
Bordeaux (France)	2014-15
Dax-Gamarde (France)	2015-17

Calvin Newell

Mornar Bar (Montenegro)	2014

KNIGHTS IN THE PROS

Dave Noel

Reno (NBA D-League)	2008-10
Dinamo Tbilsi (Georgia)	2011
Bayeruth (Germany)	2012
Apollon (Cyprus)	2012

Lavell Payne

CSKA (Bulgaria)	2007-08
Pardubice (Czech Republic)	2008-09
Lievin (France)	2009-10
Moutahed (Lebanon)	2010-11
Osaka Evessa (Japan)	2011-12
Moscow (Russia)	2012-13
Reales De La Vega (Dominican)	2013
Cupes de Los Pepines (Dominican Rep.)	2014
Indios de San Francisco (Dominican Rep.)	2015
Centauros de Chihuahua (Mexico)	2016-17
Caneros LR (Dominican Rep.)	2017
Baldwin Braves (Antigua)	2017-18

Josh Peppers

Fukuoka (Japan)	2007-08
Sendai (Japan)	2008-10
Shiga (Japan)	2010-11
Shiga L-Stars (Japan)	2011-12
Iwate Big Bulls (Japan)	2013-14
Fukuoka (Japan)	2012-13, 2014-18
Otsuka Alphas (Japan)	2018-19
Toyama Grouses (Japan)	2019-20
Sendai 89ers (Japan)	2020-2021
Aisin AW Areions Anjo (Japan)	2021

Howard Porter

Brevard (USBL)	2000

Paul Reed

Kolejiler Ankara (Turkey)	2002-03
Bremerhaven (Germany)	2003-04
Czarni Slupsk (Poland)	2004
Orleans (France)	2004-05

Chuck Roberts

Florida (USBL)	2000
Lanus (Argentina)	2001-03

A.J. Rompza

Panteras (Venezuela)	2014

Victor Saxton

Rome (Ga.) (SEBL)	2001-05
Grafton (Australia)	2002

Tristan Spurlock

Canton Charge (NBA D-League)	2014
Delaware 87ers (NBA D-League)	2015
Alba Fehervard (Hungary)	2015-16
Rayos de Hermosillo (Mexico)	2016-17
Quimsa (Argentina)	2017
Byblos Sporting Club (Lebanon)	2017-18
Gimnasia-Indalo (Argentina)	2018-19
Aaguacateros Michoacan (Mexico)	2019-21
Defensor (Uruguay)	2021-22

D'Quarius Stewart

Grand Rapids (CBA)	2000-01
Jugendoo (Germany)	2001-02
Nike Elite Tour (United States)	2002-03
Arena (Jordan)	2003-04
Coras de Tepic (Mexico)	2004
Harlem (ABA)	2004-06
Cimarrones (Mexico)	2006

Ochiel Swaby

Sioux Falls (CBA)	1996-97
Miami (USBL)	1995
Florida (USBL)	1996
Polisportiva Dinamo Sassari (Italy)	1997-98
Idaho (CBA)	1997-98
Nantes Atlantique (France)	1998-99
Trenton (IBL)	1999-00
Atomics Bruxelles (Belgium)	2000-01

Isaiah Sykes

La Fortezzi Recanati (Italy)	2014-15
Maccabi (Israel)	2015-16
Hanau (Germany)	2016-17
Al Kahraba (Iraq)	2017-18
Al Moutahed Tripoli (Lebanon)	2018-19
Windsor Express (Canada)	2020
Al Sulaibikjat (Kuwait)	2021
Leones de Santo Domingo (D.R.)	2021-22

B.J. Taylor

Los Angeles Clippers (NBA)	2019-20
Agua Caliente Clippers (NBA G-League)	2019-20
VFL Sparkassen Stars Bochum (Germany)	2021
Cleveland Charge (NBA G-League)	2021-22
Salt Lake City Stars (NBA G-League)	2021-22

Jermaine Taylor

Houston Rockets (NBA)	2009-10
Sacramento Kings (NBA)	2010-11
Rio Grande Valley (NBA D-League)	2012
Lagun Aro (Spain)	2012
Hapoel Tel-Aviv (Israel)	2013
Shanxi (China)	2013
Maine (NBA D-League)	2013-15
Idaho (NBA D-League)	2015
Canterbury (New Zealand)	2015
Salt Lake City (NBA D-League)	2016-18
Ball Hogs (Big 3)	2018-19

Brad Traina

Tampa Bay (USBL)	1999
Benetton Treviso (Italy)	1999-00
Scavolini Pesaro (Italy)	2000-02
Telekom Baskets Bonn (Germany)	2002-03
Roseto (Italy)	2003-04
Unelco (Spain)	2004-05
Upea Capo (Italy)	2005
Apollon (Greece)	2010

Daiquan Walker

Etha (Cypress)	2016-17
BK Pardubice (Czech Republic)	2017-18

Anthony Williams

Tromso (Norway)	2006-08
Valdemoro Sligo (Spain)	2008-09
Tromso (Norway)	2009-10

Matt Williams

Miami Heat (NBA)	2017-18
Sioux Falls Skyforce (NBA G-League)	2017-18
KTP Basket (Finland)	2018-19
Kymi (Greece)	2019
Donar (Netherlands)	2019-20
Caribbean Storm (Colombia)	2020
GTK Gliwice (Poland)	2021
Laviro (Greece)	2021-22
Supersónicos de Miranda (Venezuela)	2022

Kenrick Zondervan

ESTIA Egaleo (Greece)	2009-10
Maurienne (France)	2010
St. Chamond (France)	2010-11
Zwolle (Holland)	2011-16

THIS IS UCF

2025-26 UCF MEN'S BASKETBALL

University of Central Florida

The University of Central Florida (UCF) is a public research, engineering and technology university invested in unleashing the potential within every individual; enriching the human experience through inclusion, discovery and innovation; and propelling broad-based prosperity for the many communities we serve.

Founded in 1963 to provide talent for the U.S. space program, UCF has positively changed the state, nation, world — and outer space. As a metropolitan research university, UCF's world-class faculty bring academic and industry expertise and innovative research to the classroom, educating and inspiring the talent that fuels America's economy and solves the world's greatest challenges.

Located in Orlando -- an engineering, optics, modeling and simulation, digital media, entertainment and hospitality hub of the world, UCF is home to more than 69,000 students. The university offers 240 degree programs at four campuses located close to many of the state's key industries, regional sites throughout Central Florida and across the country with UCF Online.

UCF is committed to fostering academic excellence and industry-leading research, providing a talent pipeline that shapes the future of many industries, including space, optics, modeling and simulation, engineering, computer science, healthcare, hospitality, digital media, fintech, and education.

UCF has been recognized bv Aviation Week Network as the nation's leading producer of talent for the aerospace and defense industry for six consecutive years, and 29% of Kennedy Space Center employees are UCF alumni.

Partnerships with leading employers immerse students in industry, giving them robust academic, research and experiential learning opportunities highly desired by employers. Students also benefit from a variety of opportunities to work alongside faculty members to conduct impactful research. In 2022-23, UCF faculty received $217 million in research funding.

UCF is a national leader in social mobility and promotes inclusive excellence and student success by creating multiple pathways to high-quality degrees, eliminating achievement gaps, and reducing barriers for students of all backgrounds. At UCF, 49% of students are students of color and 28% are Hispanic, and 62% of first-time in college students graduate with no educational debt.

U.S. News & World Report ranks UCF as the No. 14 most innovative university in the country. Washington Monthly ranks UCF as the No. 36 best university in the nation and among the top 20 schools in the nation for social mobility, recognizing UCF's efforts to empower student success through innovative efforts that engage and support student learning, service and research.

Big 12 Conference

BIG 12 CONFERENCE

The Big 12 enters its 30th year as one of the nation's premier conferences in college athletics under the leadership of Commissioner Brett Yormark. Since joining the Conference in August 2022, Yormark has elevated the Big 12 to new heights, emphasizing marketing, brand building and instilling an innovative strategy that has resonated across the college athletics landscape.

The Conference is composed of 16 universities spanning 10 states and four time zones. The Big 12 members include Arizona, Arizona State, Baylor, BYU, UCF, Cincinnati, Colorado, Houston, Iowa State, Kansas, Kansas State, Oklahoma State, TCU, Texas Tech, Utah and West Virginia.

The Big 12 began play in 1996 and is the home of 91 team NCAA national championships, and 775 individual national champions. The Big 12 Conference office is located in Irving, Texas.

Big 12 Fast Facts

- The Big 12 sponsors 25 sports across the Fall, Winter and Spring seasons.
- Men's sports include baseball, basketball, cross country, football, golf, indoor track & field, outdoor track & field, swimming & diving, tennis and wrestling.
- Women's sports include basketball, beach volleyball, cross country, equestrian, golf, gymnastics, indoor track & field, lacrosse, outdoor track & field, rowing, soccer, softball, swimming & diving, tennis and volleyball.
- The Conference currently conducts postseason championships for 24 of its 25 sports.
- The league has been home to over 800 Academic All-America recipients.
- In the last 16 seasons, 39 student-athletes were recipients of the NCAA Elite 90 award.

Big 12 Conference Commissioners	
Steve Hatchell	1996-98
Dave Martin (interim)	1998
Kevin Wiberg	1998-07
Dan Beebe	2007-11
Chuck Neinas (interim)	2011-12
Bob Bowlsby	2012-22
Brett Yormark	2022-present

SPACEU

1963

Founded as Florida Technological University, with the mission of providing personnel to support the growing U.S. space program at the **Kennedy Space Center** and **Cape Canaveral Air Force Station**.

29%

of Kennedy Space Center employees are **UCF alumni**.

695

NASA projects with UCF involvement as of Oct. 2022.

18

UCF researchers have **asteroids named after them** in recognition of their work.

8

Experiments sent to space aboard rockets operated by Blue Origin, SpaceX and Virgin Galactic.

28.60

The latitude of Launch Complex 39A, NASA's most historic launch pad which lies 31 miles to the east. It lines up exactly with the **50 yard line of FBC Mortgage Stadium** and intersects **center court of Addtion Financial Arena.**

SPACEU

UCF's rich history of space exploration made its way to the hardwood during the 2019-20 season for the first "Space Game" in program history. The Citronauts, or 'Nauts for short, topped Tulsa 83-75 on Feb. 9, 2020, behind Darin Green Jr.'s 26 points. The Space Game made its long-awaited return during the 2022-23 campaign with a fresh set of white uniforms with a new 'Nauts script logo across the chest. The uniforms debuted on Feb. 11, 2023, as the 'Nauts launched a barrage of threes, netting 17 and setting the single-game record for made three-pointers in school history while beating Tulsa 96-52. Ithiel Horton was the leading scorer on the evening, sinking 20 points while Darius Johnson recorded a 13-point, 10-assist double-double. The Knights wore the fresh new 'Nauts threads for a second consecutive home game, rocking them against Cincinnati on Feb. 19, 2023. Although they were wearing the 'Nauts uniforms, it was not officially designated as a Space Game. UCF lost to No. 8/6 Iowa State 60-52 in the 2023-24 Space Game.

The script "'Nauts" wordmark made its debut on the men's and women's basketball jerseys for the 2022-23 season. The hardwood remains the only place this specific logo has been used.

Taylor Hendricks (2022-23), C.J. Kelly (2022-23) and Darius Johnson (2021-present) pose together at the uniform reveal shoot in the new 'Nauts uniforms. The jerseys featured a new 'Nauts script along with an outline of a rocket launch's trajectory. The numbers featured were a new "SpaceU" font designed for Space Games across all sports. The citronaut head is featured on the shorts. The uniform is expected to make another apperance during the 2023-24 season.

2-2in SPACE GAMES

Brandon Mahan (2019-22) in UCF's first edition of their Space Game uniforms. The jersey had the Citronaut workmark across the chest outlined in "Canaveral Blue" as well as numbers on the front in the same color. The sides featured a constellation pattern inside a sword outline that was found on the team's primary uniforms during that time.

The original citronaut in mascot form (left) posing with UCF's current mascot, Knightro (right)

The original citronaut mascot of Florida Technological University. The mascot first appeared on the student handbook ahead of the 1968-69 school year. It was designed to combine the two major themes of Central Florida at the time: the space program and Florida citrus industry, one that prodcues roughly 100 million boxes of oranges annually. The logo was rebranded in 2018 to include a new "Canaveral Blue" color as well as a new wordmark.

Johnson scored 13 points and recorded 10 assists during the 2022-23 Space Game, helping UCF to a massive win over Tulsa.

Spirit Splash

Spirit Splash is one of the most popular events on campus and has been voted one of the best college traditions in the nation. Part of Homecoming Week, this wet and wild pep rally invites Knights to charge into the Reflecting Pond and catch collectible rubber ducks and commemorative T-shirts. Other events during the weeklong celebration include Movie Knight, Comedy Knight, Knights Got Talent, Concert Knight, Culture Knight and so much more.

The event itself is a sight to behold, as thousands of students gather around the edge of the Reflecting Pond and await the countdown that sends them all rushing into the pond. The event began in 1995 and has been popular ever since. Each student's goal at Spirit Splash is to catch a rubber duck. These aren't just any rubber ducks though as each year, a new, unique version is created. The ducks are hurled into the pond by student-athletes from the football, basketball and cheer teams as well as other big names on campus such as director of athletics Terry Mohajir and President Alex Cartwright.

Director of Athletics Terry Mohajir joined the student body in charging into the Reflecting Pond for his first Spirit Splash at UCF in an outfit completed by a pair of duck-covered swim trunks. He went a bit more formal for his second year at the event, joining UCF's student-athletes on stage to throw out ducks.



Students gathering around the Reflecting Pond before charging in

Head coach Johnny Dawkins makes an apperance at Spirit Splash each year

Former NFL quarterback and current ESPN analyst Robert Griffin III was on the call for UCF football's 2022 homecoming game and partook in Spirit Splash, getting himself a duck.

Alexander N. Cartwright

University of Central Florida President | Fifth Year

Alexander Cartwright was selected as UCF's sixth president by the UCF Board of Trustees on March 20, 2020 following a nationwide search. He was confirmed by the Florida Board of Governors the following week and began his role April 13, 2020.

Under Dr. Cartwright's leadership, UCF is working toward becoming the world's leading public metropolitan university, a top 50 public research university, determined to foster success for students of all backgrounds and to produce research and creative works that positively impact lives across our community and across the world. To achieve this vision, the university has been focused on achieving greater operational, academic and inclusive excellence, including building a senior leadership team that will help take the university to new heights.

As a first-generation college student whose journey to higher education was not traditional, Dr. Cartwright understands and prioritizes the need to build successful outcomes for students from all backgrounds, and is dedicated to creating a culture of belonging at UCF.

An internationally recognized researcher and scholar in the area of optical sensors, he is a fellow of the American Association for the Advancement of Science, SPIE and the National Academy of Inventors. Dr. Cartwright is a prior winner of both the National Science Foundation CAREER Award and the Office of Naval Research Young Investigator Award. In addition, he earned the 2002 SUNY Chancellor's award for excellence in teaching.

A native of the Bahamas, Dr. Cartwright holds a doctorate in electrical and computer engineering from the University of Iowa. He and his wife Melinda have two children, Alyssa and Andrew, and a rescue dog, Artemis.



Terry Mohajir

Vice President & Director of Athletics | Fourth Year

Terry Mohajir, UCF's vice president and director of athletics, has excelled at hiring coaches who win championships, raising money for first-class athletics facilities and support resources necessary to be nationally competitive--and fulfilling a unique promise to guarantee a job or graduate school admission for every student-athlete who graduates.

Now, he and the Knights parlay all those elements into the most significant step in program history as UCF begins competition in the Big 12 Conference in 2023-24. UCF accepted an invitation to join the Big 12 in September 2021 and officially entered the league July 1, 2023. Mohajir's two and a half years with the Knights began with the February 2021 hiring of Gus Malzahn as the new UCF head football coach and just seven months later featured the new conference announcement.

Mohajir (pronounced mo-HAH-zure) joined the UCF Athletics staff Feb. 9, 2021, following eight years as Arkansas State University's vice chancellor for intercollegiate athletics.

Mohajir wasted no time making an impact at UCF. Just five days after taking over the Knights' program he hired former Auburn coach Malzahn as the new UCF football coach. Malzahn was the head coach at Arkansas State in 2012 when Mohajir was hired there as director of athletics--with the Red Wolves winning the Sun Belt Conference title that year in Malzahn's single season with Arkansas State. Malzahn led Auburn to the Bowl Championship Series title game after the 2013 campaign, one Southeastern Conference Championship and two SEC West Division titles. Malzahn's first Knight team in 2021 sizzled down the stretch with six wins in its final seven games and a final 9-4 mark--capped by a Gasparilla Bowl triumph over Florida—and then UCF in 2022 produced another nine-win campaign, an appearance in the American Athletic Conference Championship Game and a seventh consecutive postseason invitation, this time to the Military Bowl.

Since Mohajir came on board at UCF, Knight teams have produced these on-field achievements:
• Fourteen American Athletic Conference titles in 2021-23, three in volleyball, two each in softball and women's indoor and outdoor track and field--plus one each in men's and women's soccer, men's and women's tennis and women's basketball—and those 14 titles equaled the number produced by UCF teams in the previous five years (beginning 2016-17)
• Fifteen NCAA Championship team appearances, three in volleyball, women's tennis and women's golf, two in softball and one each in men's soccer, men's tennis, women's basketball and men's golf--with multiple individuals qualifying in tennis, golf and track and field
• NCAA Sweet 16 qualifications in men's soccer and women's tennis in spring 2021, plus an NCAA regional runner-up slot in softball
• A 2022 NCAA super regional appearance in softball (after a #16 national seed and a title in the Orlando Regional) and NCAA first-round wins in women's basketball and women's tennis
• NCAA first-round wins in 2022-23 in volleyball and women's soccer and another regional runner-up finish in softball
• First-team All-America honors for Rayniah Jones in the 2021 NCAA 100-meter hurdles outdoors, the 2022 NCAA 60-meter hurdles indoors and the 4x100 relay outdoors (joining Ciara Holback, Beyonce Defreitas and I'Asia Wilson). She won three events at the 2022 AAC Indoor Track and Field Championships and was named the meet's outstanding performer.
• First-team 2022 All-America recognition for Jada Cody in softball and McKenna Melville in volleyball.
• Eight teams in 2022-23 in the top 25 at some point during those seasons

Mohajir's 2021 presentation to the UCF Board of Trustees of a vision and action plan for the future of the Knights' football campus proved to be a noteworthy precursor to the Big 12 announcement. That vision—now known as Mission XII--includes significant proposed new elements that will enhance the Knights' ability to compete for football championships and benefit student-athletes and coaches in areas including injury care and prevention, hydrotherapy, recreation and premium seating. The campus will include creation of Nicholson Plaza, a football "town square" outside the southwest corner of the football stadium, with the highlight of that location to be McNamara Cove with a recovery river. That will be accomplished by movement of one existing football practice field (west field) to the other side of the second (east field), creating additional space for Nicholson Plaza.

All those improvements will further refine a state-of-the-art plan for football facilities and support services within a concentrated locale on the northeast side of the UCF campus. The intent is to create a dedicated football campus that will consolidate the Knights' facilities in the areas of housing, nutrition, sports medicine, sports performance, academics and career services.
Those proposed additions combine with several new elements added in the months after Mohajir and Malzahn came on board: replacement of existing synthetic grass in Nicholson Fieldhouse, outside painting of Nicholson Fieldhouse, all-new theming in the UCF football office areas and hallways and new seating and graphics in the Knights' team meeting room. Additional improvements for other sports included a new video board and audio system for baseball, artificial turf upgrades at John Euliano Park, new player lockers and a new stadium audio system for softball—and renovated locker rooms for the volleyball and men's and women's basketball programs. An additional series of planned facility upgrades and improvements will affect every other UCF sports program.

UCF helped solidify its financial future in a major way with the 2022 announcement that Mohajir had agreed to a 13-year deal with Playfly Sports to leverage the company's multimedia rights expertise and tap into its expansive suite of marketing and media solutions to further grow the UCF brand regionally, nationally and globally.

That followed the announcement that the UCF Athletic Association and FBC Mortgage, LLC, combined on a naming rights agreement for the Knights' home football stadium that took effect beginning with the 2022 season and branded the UCF football venue as FBC Mortgage Stadium.

Mohajir's years at Arkansas State featured delivering on a guarantee that every student-athlete who graduated earned a job opportunity or admission to graduate school. The Red Wolves achieved the 100% guarantee every year for Mohajir's last six years there. He instituted the same program at UCF under the banner of the Knights Leadership Academy, with every graduate since 2021 taking advantage.

TERRY MOHAJIR THROUGH THE YEARS

Years	Schoool	Role
1993-97	Kansas	Defensive Quality Control Analyst/Assistant Offensive Line Coach/Gameday Special Teams Coach
1997-2004	UMKC	Assistant Director of Athletics/External Relations
2004-11	FAU	Senior Associate Athletics Director/External Relations
2011-12	Kansas	Senior Associate Director of Atheltics/Chief Marketing Officer
2012-21	Arkansas State	Vice Chancellor for Intercollegiate Athletics
2021-pres.	UCF	Vice President/Director of Athletics

Other achievements during Mohajir's tenure in Orlando include:
• Hosted the largest crowd in FOX's Big Noon Kickoff history, with over 2.6 billion online and social media impressions for UCF's game against Colorado in 2024
2023 and 2024 hirings of new UCF head coaches in baseball, rowing and volleyball
• NCAA first-round wins in women's basketball & women's tennis, volleyball and women's soccer and another regional runner-up finish in softball
• First-team 2022 All-America recognition for Jada Cody in softball and McKenna Melville in volleyball
• First-team All-America honors for Rayniah Jones in the 2021 NCAA 100-meter hurdles outdoors, the 2022 NCAA 60-meter hurdles indoors and the 4x100 relay outdoors; Jones also garnered All-America honors at the 2024 NCAA Indoor Championships and won her 10th All-America honor with third-place finish in 100m hurdles
• First-team All-America honors for Asherah Collins in long and triple jump, becoming the first Knight in program history to garner AA honors in both events
• Eight teams cracked the top 25 in 2022-23 and more than half of UCF's teams cracked into the top 25 in 2023-24, the first season in the Big 12
• In 2023-24, UCF was one of only three schools among the 2024-25 Big 12 conference members to qualify for the postseason in football, men's basketball and baseball (Arizona, Kansas State)
• UCF was the only school among the four Big 12 newcomers in 2023 to make a bowl game

Mohajir was a member of the prestigious College Football Playoff (CFP) Selection Committee from 2019-21, and he has served on the NCAA Division I Championships Cabinet and the NCAA Division I Football Issues Committee. He was appointed to the NCAA Division I Football Ad Hoc Recruiting Working Group which was formed to conduct a comprehensive review of Division I football recruiting legislation. In 2020 he was named one of the top five non-Power 5 athletic directors by Stadium, based on the success of head coaching hires in football and men's basketball.

While at Arkansas State for eight-plus years, Mohajir's accomplishments included:
• Producing record-breaking fundraising totals, overseeing significant facility upgrades, almost tripling the athletics budget--as Arkansas State enjoyed unprecedented overall success academically, competitively and financially
• The school's football team winning four Sun Belt championships and playing in a bowl game every year in his eight seasons. Overall, the Red Wolves won 25 conference titles in all sports during Mohajir's tenure.
• More than $90 million in facility enhancements, including a new premium football seating area, new tennis courts, a new outdoor track and a state-of-the-art operations center for all student-athletes that houses locker rooms, a weight room, training area, lounge plus offices for coaches
• Consistent school-record grade-point averages, culminating with a Sun Belt-leading 3.211 GPA in 2019-20
• A series of standout football coaching hires, including Bryan Harsin (he left to become head coach at Boise State and later at Auburn), current Utah State coach Blake Anderson, as well as Butch Jones who became Arkansas State head coach in December 2020

Arkansas State placed among the top 12 programs in the nation in five consecutive Excellence in Management Cup standings—in regard to maximizing fiscal resources while providing results in the form of championship victories.
Mohajir previously was senior associate athletic director for external relations at the University of Kansas in 2011-12 and senior associate director of athletics for external relations at Florida Atlantic University in 2004-11. He served as assistant director of athletics for external relations at the University of Missouri-Kansas City in 1997-2004 and was a defensive quality control analyst, assistant offensive line and game-day special teams coach with Kansas football in 1993-97.

Mohajir earned a bachelor's degree in sports management with a minor in business marketing from Arkansas State in 1993 and a master's degree in sports management/psychology from Kansas in 1997. He was a starting safety on Arkansas State's football team from 1990-92—including the Red Wolves' first season competing at the Division I/Football Bowl Subdivision level in 1992.

The Overland Park, Kansas, product is married to the former Julie Hammond, and they are parents of three children—Maria, Molly and Marco.