

KNIGHTS



MEN'S BASKETBALL

TUESDAY, NOVEMBER 11, 2025 + 7:00 P.M.

UCF KNIGHTS



FLORIDA A&M RATTTLERS

Head Coach Johnny Dawkins
Alma Mater Duke, 1986
At UCF (10th Season) 169-121
Career (18th Season) 325-236
24-25 NCAA Net 71
KenPom 81
ESPN BPI 84



1-1 (0-0 Big 12)



0-2 (0-0 SWAC)

Orlando, Fla.
Addition Financial Arena (10,000)

Head Coach Charlie Ward
Alma Mater Florida State, 1994
At FAMU (1st Season) 0-2
Career (1st Season) 0-2
24-25 NCAA Net 321
KenPom 354
ESPN BPI 324

KNIGHT NOTES

MILESTONE WATCH

- ✦ Riley Kugel played his 100th career game against Vanderbilt (11/8), recording 25 pints and hitting four three-pointers.
- ✦ Kugel is currently at 970 career points following the game against the Commodores, which puts him just 30 points away from the coveted 1,000 career points milestone.

OPENING KNIGHT WIN OVER HOFSTRA

- ✦ UCF opened the 2025-26 campaign with an 82-78 win over Hofstra on November 3rd.
- ✦ The win gives head coach Johnny Dawkins a 9-1 record in home openers with the Knights.
- ✦ Themus Fulks orchestrated the offense throughout the night, dishing out a team-high eight assists and adding 16 points of his own. He also proved to be a rock at the free-throw line, knocking down 10 of his 12 attempts.
- ✦ Jordan Burks recorded a career-high performance with 17 points and came up with a crucial block and an offensive rebound in the closing second to help lead the team.
- ✦ Riley Kugel finished with 19 points and three assists, his offensive fire helped to set the tone for the night earning a career-high five three's made.

SETTING THE STAGE

- ✦ In the Knights' season opener against Hofstra, 10 new Knights stepped on the hardwood in Addition Financial Arena for the first time donning the Black and Gold
- ✦ Three Knights delivered career-best performances in the win. Orlando native Riley Kugel sparked the offense early, knocking down a career-high five three-pointers in the first half. Jordan Burks added a career-best 17 points and led the team with seven rebounds, while John Bol chipped in a personal-best seven points to round out the strong individual efforts.

DAWKINS' HOMECOMING IN DURHAM

- ✦ For the first time in UCF program history, the Knights played in Cameron Indoor against Duke in an exhibition game on Oct. 21.
- ✦ The exhibition was part of Duke men's basketball series called the "Brotherhood Run", a tradition in which Duke invites former players who are now collegiate head coaches back to Durham for a matchup.
- ✦ Prior to the game, Coach Dawkins was honored at half court by Duke head coach Jon Scheyer and former Duke head coach Mike Krzyzewski, they handed him a commemorative basketball.
- ✦ Head Coach Johnny Dawkins returned to his alma mater, where he was a two-time consensus All-American and was enshrined in the Duke Hall of Fame in September 1996, when his No. 24 jersey was retired.
- ✦ Dawkins stepped back onto the hardwood at Cameron for the first time since 2008, when he was an associate head coach at Duke.
- ✦ The last matchup between the two teams took place on March 24, 2019, in the second round of the NCAA Tournament at Colonial Life Arena in Columbia, South Carolina, where the Blue Devils advanced following a narrow 77-76 victory.
- ✦ Dawkins played at Duke for Coach Mike Krzyzewski from 1982-86. He is regarded as a key early figure in the program's ascent to becoming a national power. Dawkins and company began to build the foundation for Duke basketball after a sub-500 freshman season. The Blue Devils finished 24-10 the following campaign, sparking back-to-back NCAA Tournament Second Round appearances. His senior season culminated with a 37-3 record and a National Championship game appearance.
- ✦ Throughout his time at Duke, Dawkins piled up 2,556 points, a mark that stood as the school's scoring record until 2006 and remains second all-time. He was a two-time consensus All-American, a four-time All-ACC selection, four-time team MVP, and was the recipient of the 1986 Naismith National Player of the Year award.

PROJECTED STARTING FIVE



1 **Themus Fulks**

5TH-G Transfer from Milwaukee; averaged 34.1 mpg



2 **Riley Kugel**

SR-G Transfer from Mississippi State; posted double figures in 17 games



35 **Devan Cambridge**

6TH-F Transfer from Texas Tech; has played in 141 games in his career



7 **John Bol**

SO-C Transfer from Ole Miss



99 **Jordan Burks**

JR-F Transfer from Georgetown; scored in double digits nine times last season

GP-GS Pts. Reb. Ast. FG% 3P% FT%

2-2 10.0 2.0 6.0 .364 .000 .857

GP-GS Pts. Reb. Ast. FG% 3P% FT%

2-2 22.0 4.5 3.5 .471 .643 1.000

GP-GS Pts. Reb. Ast. FG% 3P% FT%

2-1 9.5 5.5 1.5 .545 .250 .500

GP-GS Pts. Reb. Ast. FG% 3P% FT%

2-2 3.5 1.0 0 .750 .500 .500

GP-GS Pts. Reb. Ast. FG% 3P% FT%

2-2 12.0 4.5 0 .500 .750 .875



BROADCAST INFORMATION

TV

ESPN+

Play-by-Play: Austin Lyon
Analyst: Mike O'Donnell

RADIO

Online: FM 96.9 / AM 740 The Game
Play-by-Play: Marc Daniels
Analyst: Taylor Young

2025-26 SCHEDULE

Overall: 1-1

Big 12 Conference: 0-0 + Non-Conference: 1-1 + vs. Top 25: 0-0

Home: 1-1 + Away: 0-0 + Neutral: 0-0

| Date | Opponent | TV | Time/Result |
|---------|-----------------------|---------|-------------|
| Nov. 3 | Hofstra | ESPN+ | W, 82-78 |
| Nov. 8 | Vanderbilt | ESPN+ | L, 105-93 |
| Nov. 11 | Florida A&M | ESPN+ | 7 p.m. |
| Nov. 14 | at Texas A&M | SECN+ | 8 p.m. |
| Nov. 17 | Oakland | ESPN+ | 7 p.m. |
| Nov. 20 | vs. Pitt* | ESPN2 | 7 p.m. |
| Nov. 25 | Quinnipiac | ESPN+ | 7 p.m. |
| Nov. 29 | VMI | ESPN+ | 1 p.m. |
| Dec. 7 | Towson | ESPN+ | 4 p.m. |
| Dec. 17 | Mercer | ESPN+ | 7 p.m. |
| Dec. 20 | FGCU | ESPN+ | 5 p.m. |
| Dec. 23 | vs. Florida Atlantic% | - | 2 p.m. |
| Jan. 3 | #25/24 Kansas* | Peacock | 2 p.m. |
| Jan. 6 | at Oklahoma State* | ESPN+ | 8 p.m. |
| Jan. 11 | Cincinnati* | ESPN2 | 5 p.m. |
| Jan. 14 | at Kansas State* | Peacock | 8 p.m. |
| Jan. 17 | #5/6 Arizona* | ESPN2/U | 4 p.m. |
| Jan. 20 | at #16/16 Iowa State* | CBSSN | 7 p.m. |
| Jan. 24 | at Colorado* | ESPN+ | 3 p.m. |
| Jan. 27 | Arizona State* | ESPN+ | 7 p.m. |
| Jan. 31 | #11/11 Texas Tech* | ESPN2 | Noon |
| Feb. 4 | at #1/2 Houston* | FS1 | 7 p.m. |
| Feb. 8 | at Cincinnati* | CBSSN | 2 p.m. |
| Feb. 14 | West Virginia* | FS1 | 6 p.m. |
| Feb. 17 | TCU* | ESPN+ | 7 p.m. |
| Feb. 21 | at Utah* | ESPN+ | 9 p.m. |
| Feb. 24 | at #7/7 BYU* | ESPN/2 | 11 p.m. |
| Feb. 28 | Baylor* | FS1 | 8 p.m. |
| March 3 | Oklahoma State* | ESPN+ | 7 p.m. |
| March 6 | at West Virginia* | CBSSN | 8 p.m. |

Big 12 Men's Basketball Tournament; T-Mobile Center in Kansas City, Mo.

March 10-14 Big 12 Tournament - TBA

* - Legends Classic

- Festival

* - Big 12 Conference contest

Home games are in bold

Rankings listed are AP/Coaches polls, receiving votes not displayed

All times Eastern



A WIN WOULD...

- ✦ Be better than a loss
- ✦ Improve the record to 2-1 on the season
- ✦ Give head coach Johnny Dawkins his 170th win at UCF
- ✦ Give the Knights a 10-6 record over Florida A&M

IT'S UCF...NOT CENTRAL FLORIDA

A warm Sunshine State hello to all our new conference-mates in the Big 12 and to others we may not have crossed paths with before. The 2025-26 season is our third in our new conference, and we'd like to make sure we are referred to correctly on all accounts. Please refer to the University of Central Florida as "UCF," not "Central Florida," on all references. Also, we are not the "Golden Knights," instead, we are simply known as the "Knights."

TEAM COMPARISON

|  | | |  | | |
|---|-------|-------|---|-------|-------|
| Big 12 | Nat'l | Value | Stat Category | Value | Nat'l |
| 13 | 205 | 1.14 | Assist/Turnover Ratio | 0.58 | 340 |
| 12 | 152 | 16.0 | Assists per Game | 9.5 | 337 |
| 5 | 161 | 29.0 | Bench Points per Game | 24.0 | 229 |
| 14 | 279 | 2.0 | Blocks per Game | 3.0 | 209 |
| 7 | 84 | 50.0 | Field Goal % | 34.9 | 341 |
| 15 | 313 | 49.2 | Field Goal % Defense | 51.7 | 332 |
| 4 | 51 | 22.0 | Free Throws Made per Game | 21.0 | 75 |
| 10 | 219 | 68.8 | Free Throw % | 71.2 | 178 |
| 10 | 174 | 4.5 | Rebound Margin | -7.5 | 313 |
| 14 | 274 | 34.5 | Rebounds per Game | 32.5 | 302 |
| 16 | 332 | 91.5 | Scoring Defense | 97 | 344 |
| 16 | 264 | -4.0 | Scoring Margin | -27.5 | 343 |
| 10 | 115 | 87.5 | Scoring Offense | 69.5 | 295 |
| - | - | - | Steals per Game | 10.0 | 68 |
| 2 | 15 | 47.2 | 3-point % | 21.4 | 339 |
| 13 | 218 | 32.8 | 3-point % Defense | 37.5 | 296 |
| 8 | 137 | 8.5 | 3-pointers per Game | 4.5 | 324 |
| 16 | 337 | 9.0 | Turnovers Forced per Game | 14.5 | 137 |
| 12 | 230 | 14.0 | Turnovers per Game | 16.5 | 308 |

bold & italic indicates top 50 national ranking - stats updated to include games through Mon., Nov. 3

SERIES INFORMATION

| | |
|------------------------------------|---|
| Total Meetings | 15 |
| Series | UCF leads 9-6 |
| in Orlando / Tallahassee / Neutral | 7-1 / 2-5 / N/A |
| Last Meeting | Dec. 21, 2023, UCF won 69-56 in Orlando |
| Last UCF Win | Dec. 21, 2023; 69-56 |
| Last Home Win | Dec. 21, 2023; 69-56 |
| Last Road Win | Dec. 6, 1992; 68-66 |
| Last Neutral Win | N/A |
| Last Loss | Dec. 7, 2002; 55-54 |
| Last Home Loss | Jan. 20, 1986; 105-91 |
| Last Road Loss | Dec. 7, 2002; 55-54 |
| Last Neutral Loss | N/A |
| Largest Margin of Victory | 15: Dec. 8, 2001; 101-76 |
| Largest Margin of Defeat | 17: Jan. 11, 1990; 99-82 |
| Streak | UCF W2 |

Previous 10 Meetings

| Date | H/A/N | W/L | Result |
|---------------|-------|-----|--------|
| Dec. 5, 1984 | A | W | 67-62 |
| Jan. 17, 1985 | H | W | 70-63 |
| Jan. 7, 1986 | A | L | 84-75 |
| Jan. 20, 1986 | H | L | 105-91 |
| Jan. 11, 1990 | A | L | 99-82 |
| Feb. 15, 1990 | H | W | 55-49 |
| Dec. 16, 1992 | A | W | 68-66 |
| Jan. 13, 1993 | H | W | 62-52 |
| Dec. 8, 2001 | H | W | 101-76 |
| Dec. 7, 2002 | A | L | 55-54 |
| Jan. 5, 2013 | H | W | 99-69 |
| Dec. 21, 2023 | H | W | 69-56 |

RECORD BY STARTING LINEUP

| GUARD | GUARD | GUARD/FWD | GUARD/FWD | FWD/C | RECORD/PPG |
|-------|-------|-----------|-----------|-------|------------|
| Fulks | Kugel | Stillwell | Burks | Bol | 1-0/82 |
| Fulks | Kugel | Cambridge | Burks | Bol | 0-1, 93 |

BY THE NUMBERS

86.1

UCF's transfers on the 2025-2026 roster combined for 86.07 points per game last season, led by Themus Fulks's 14.56 and George Beale Jr.'s 13.03.

100

Themus Fulks and Devan Cambridge each have over 100 career games under their belt.

10

The 2025-26 season marks the 10th season with Johnny Dawkins at the helm

16

Jamichael Stillwell recorded 16 double-doubles last season. He ranked 8th in the nation with 10.7 rebounds per game.

13

13 total newcomers rostered; with 11 transfers and two freshman

5

UCF's nod to the College Basketball Crown was the fifth postseason appearance in Dawkins' nine seasons with UCF.

188

Themus Fulks recorded 188 assists last season, good enough to be ranked 28th in the nation.

46.4

Carmelo Pacheco ranked fourth in the NCAA at the end of last season with a 46.4 three-point percentage

3

UCF beat a program record three ranked opponents during the 2023-24 season, including its highest ranked win over #3 Kansas.

NATIONALLY RANKED KNIGHTS

Themus Fulks

| Category | Value | NCAA Rk. | Big 12 Rk. |
|------------------|-------|----------|------------|
| Assists | 12 | 49 | 4 |
| Assists Per Game | 6.0 | 53 | 6 |
| Free Throws | 12 | 88 | 9 |

Riley Kugel

| Category | Value | NCAA Rk. | Big 12 Rk. |
|-------------------------|-------|----------|------------|
| Field Goal Attempts | 34 | 24 | 2 |
| Field Goals | 16 | 39 | 3 |
| Points | 44 | 56 | 5 |
| Points Per Game | 22.0 | 54 | 7 |
| Three Point Percentage | 64.3 | 40 | 4 |
| Three Pointers Per Game | 4.50 | 17 | 3 |
| Three Point FGM | 9 | 15 | 3 |

*stats updated to include games through Sat., Nov. 8
Top 100 only*

IN UCF WINS VS. LOSSES

| | In UCF Wins | In UCF Losses |
|--------------------------------|-------------|---------------|
| Points per Game | 82.0 | 93.0 |
| Opponent Points per Game | 72.0 | 105.0 |
| Field Goal Percentage | 46.4% | 53.4% |
| Opponent Field Goal Percentage | 41.9% | 55.9% |
| 3-Point Percentage | 40.0% | 56.3% |
| Opponent 3-Point Percentage | 22.7% | 38.9% |
| Free Throw Percentage | 61.1% | 78.6% |
| Opponent Free Throw Percentage | 87.5% | 88.2% |
| Turnovers per Game | 16.0 | 12.0 |
| Opponent Turnovers per Game | 12.0 | 6.0 |
| Rebounds per Game | 40.0 | 29.0 |
| Rebound Margin | +9.0 | 0.0 |
| Assists per Game | 16 | 16.0 |

CONSECUTIVE STARTS

| Player | Active UCF Streak | Longest UCF Streak | Longest Career Streak |
|---------------------|-------------------|--------------------|-----------------------|
| George Beale Jr. | 0 | 0 | 9 |
| Jordan Burks | 2 | 2 | 11* |
| Themus Fulks | 2 | 2 | 59* |
| Elijah Hulsewe | 0 | 0 | 7 |
| Carmelo Pacheco | 0 | 0 | 21 |
| Jamichael Stillwell | 0 | 1 | 13 |
| Devan Cambridge | 1 | 1 | 24 |
| Riley Kugel | 2 | 2 | 25 |

*indicates active longest career streak

GAME-BY-GAME LINEUP

Opp.

Hofstra
Vanderbilt
Florida A&M
at Texas A&M
Oakland
vs. Pitt
Quinnipiac
VMI
Towson
Mercer
FGCU
vs. Florida Atlantic
Kansas
at Oklahoma State
Cincinnati
at Kansas State
Arizona
at Iowa State
at Colorado
Arizona State
Texas Tech
at Houston
at Cincinnati
West Virginia
TCU
at Utah
at BYU
Baylor
Oklahoma State
at West Virginia

LINEUP (G-G-G/F-G/F-C)

Fulks - Kugel-Stillwell-Burks-Bol
Fulks-Kugel-Cambridge-Burks-Bol

QUICK GLANCE - GAME LEADERS

Points

Riley Kugel - 2

Rebounds

Jordan Burks - 1
Jamichael Stillwell - 1

Assists

Themus Fulks - 1
Chris Johnson - 1

Steals

Riley Kugel - 1
Jamichael Stillwell - 1

Blocks

Jordan Burks - 2
Devan Cambridge - 1
Jeremy Fournena - 1

Double-Digit Points

Jordan Burks - 1
Themus Fulks - 1
Riley Kugel - 2
Jamichael Stillwell - 2
Devan Cambridge - 1
Chris Johnson - 1

PPG represents points scored by UCF in games with starting lineup, not the starters' combined stats. Lineups in order that they debuted in.

Knights by Class

6th Year

Devan Cambridge (F)

5th Year

Themus Fulks (G)

Senior

George Beale Jr. (G)
 Riley Kugel (G)
 Jamichael Stillwell (F)
 Poohpha Warakulnukroh (G) *

Junior

Jordan Burks (F)
 Elijah Hulsewe (C) *
 Jeremy Foumena (C) *
 Chris Johnson (G)
 Carmelo Pacheco (G)

Sophomore

John Bol (C)
 Kris Parker (G)

Freshman

Zach Johnson (G)
 Tanner Jones (G)

* - Have utilized a redshirt

Knights by Height

| | |
|-----------------------|-------|
| John Bol | 7'2" |
| Elijah Hulsewe | 7'0" |
| Jeremy Foumena | 6'11" |
| Kris Parker | 6'9" |
| Jordan Burks | 6'9" |
| Jamichael Stillwell | 6'8" |
| Zach Johnson | 6'6" |
| Devan Cambridge | 6'6" |
| Riley Kugel | 6'5" |
| Carmelo Pacheco | 6'5" |
| Chris Johnson | 6'5" |
| George Beale Jr. | 6'4" |
| Tanner Jones | 6'4" |
| Themus Fulks | 6'2" |
| Poohpha Warakulnukroh | 5'11" |

Knights by State

Alabama 1

Jordan Burks (Decatur)

Florida 3

Elijah Hulsewe (Orlando)
 Riley Kugel (Orlando)
 Kris Parker (Tallahassee)

Georgia 1

Jamichael Stillwell (Atlanta)

North Carolina 2

Themus Fulks (Winston-Salem)
 Zach Johnson (Southern Pines)

Tennessee 2

Devan Cambridge (Nashville)
 Tanner Jones (Memphis)

Texas 1

Chris Johnson (Houston)

Virginia 2

George Beale Jr. (Suffolk)
 Carmelo Pacheco (Harrisonburg)

International Knights

Canada 1

Jeremy Foumena (Montreal, Québec)

South Sudan 1

John Bol (Boma)

Thailand 1

Poohpha Warakulnukroh (Bangkok)

KNIGHT NOTES (CONT.)

NEW KNIGHTS

- UCF lost 100% of its scoring from last season and is one of five Power Four teams to not bring back any returning scoring, joined by Baylor, Miami, Indiana and West Virginia.
- The Knights' newcomers that played last season averaged 86.1 points per game in total at their respective schools, led by Themus Fulks' 14.6 and both George Beale Jr. and Jamichael Stillwell averaging 13.0.
- Devan Cambridge is heading into his sixth year of college basketball, previously playing with Auburn, Arizona State and Texas Tech. In Cambridge's most-recent season with the Red Raiders, he reached the 1,000-point milestone.
- Fulks enters his fifth year of college hoops, previously playing for South Carolina State, Louisiana, and Milwaukee. Fulks ranked 22nd in the NCAA last season with an impressive 5.9 assists per game.
- UCF has three incoming senior transfers in Riley Kugel, Beale Jr. and Stillwell. Kugel posted double figures in 17 games while managing a 43.3 field goal percentage last season at Mississippi State. Beale scored 62 three-pointers in his past season at Hampton, the 12th most in the CAA while maintaining a 39.5 three-point percentage. Stillwell was a double-double magician at Milwaukee, earning 16 double-doubles to tie for 11th-most in the NCAA last season.
- The Knights bring in four incoming Juniors: Jeremy Foumena, Carmelo Pacheco, Chris Johnson and Jordan Burks. Foumena appeared in 28 games off the bench for Rhode Island, averaging 5.3 points and 3.5 rebounds per game. Pacheco was lights-out from the three at Mount St. Mary's, knocking down four or more three-pointers in a game 10 times and averaged 46.8% from downtown last season. Johnson, despite only playing in three games last season, averaged 10.7 points, 4.0 rebounds, and 1.7 assists for Stephen F. Austin. Burks scored double-digits in nine games with Georgetown while maintaining a 52.1 shooting percentage.
- Kris Parker and John Bol are the two incoming sophomore transfers. Parker appeared in 27 games for Villanova and played an average of 10 minutes per game, averaging 2.6 points and 1.4 rebounds per game. Bol was named as a top recruit in the state of Georgia and the eighth best center in the 2024 class by ESPN.
- UCF brings in freshman Zach Johnson and Tanner Jones. Johnson competed for IV Greatness Academy and averaged 30 points, six rebounds and five assists per game. Jones played 21 games at Campbell Hall, averaging 12.3 points and 6.3 rebounds per game.

KNIGHTS ON THE ROAD

- After the exhibition game at Cameron Indoor, the Knights have road matchups in the non-conference and Big 12 conference slate that consist of teams that are known for protecting their home court.
- The Knights head to College Station to face the Texas A&M Aggies for their lone non-conference road matchup. The Aggies are 54-13 in their last four years at Reed Arena, going 7-0 in their non-conference home games last season.
- UCF will face Iowa State at Hilton Coliseum, where the Cyclones are 60-10 their past four seasons. Iowa State won 29 straight home games before losing to Kansas State on February 1, 2025.
- Two of the toughest Big 12 venues to play in are Houston and Iowa State. UCF heads to the Fertitta Center to play Houston after two years of not previously playing there. The Cougars are 33-1 at home since joining the Big 12 in July 2023.

FOES WITH MARCH MADNESS PEDIGREE

- Along with the exhibition game against a NCAA Final Four team in Duke, come regular season play, the Knights will play eight teams who appeared in the NCAA Tournament last season.
- The nine Big 12 teams the Knights will host have punched 49 tickets to the NCAA Tournament over the last decade. Kansas leads the way with nine appearances in the last 10 seasons with Baylor boasting eight and Arizona and Texas Tech reaching March Madness seven times.
- Last season, Texas Tech reached the Elite Eight and Houston wound up in the Final Four of the NCAA Tournament.

MILWAUKEE DUO

- Themus Fulks and Jamichael Stillwell both had breakout years with Milwaukee in the 2024-2025 season after their first year playing together. Fulks and Stillwell bring their talents to Orlando to continue their duo chemistry.
- Fulks and Stillwell bring elite scoring, dropping 14.6 points and 13.0 points per game, respectively.
- Fulks assisted the ball at a high level with the Panthers last season, putting him at ninth nationally for returning assist leaders at 5.9 assists per game.
- Stillwell recorded 10.7 rebounds per game last season, putting him fifth nationally for returning rebound leaders at 10.7 rebounds per game. Stillwell's 16 double-doubles last season put him at No. 5 nationally for top returning double-double leaders.
- Stillwell's efforts on the glass for the Panthers put the team at second nationally in rebound margin, fifth in offensive rebounds per game, and 21st in rebounds per game.
- Milwaukee went 13-5 last season when Fulks and Stillwell each played 25-plus minutes in a game.

YEAR THREE IN THE BIG 12

- UCF joined the Big 12 conference prior to the 2023-24 season and this season marks its third season in the league.
- The AP Preseason Poll came out on October 13 and it featured six Big 12 teams ranked in the Top 25.
- The six teams tie for the most in Big 12 history and has happened in back-to-back years. With three teams in the top 10 it marks the most by any conference this year.
- The Black and Gold are set to face three of the opponents at home with No. 10 Texas Tech, #13 Arizona and #19 Kansas. The Knights travel to the other three schools starting with No. 2 Houston, #8 BYU and #16 Iowa State.
- Four of the last six national championships have featured a Big 12 school, including Houston's appearance in the game last season. The run is highlighted by back-to-back national championships by Baylor in 2021 and Kansas in 2022.
- The Big 12 has been the top ranked Conference in NET/RPI (prior to 2019) in nine of the past 12 seasons.
- The league boasted the nation's top winning percentage in the 2025 NCAA Tournament (66.7%)
- Every Big 12 team had an AP Top 25 win last season, the only league to accomplish the feat.
- The Big 12 has produced a first-round selection in each of the last 26 NBA Drafts

POINTS IN BUNCHES

- With the win over Oregon State, UCF has secured the program's single season points record with 2,693, topping the previous best of 2,617 accomplished in 1979-80. The mark is UCF's highest point total in a season in the program's Division I era, as UCF's last year in Division II was the 1983-84 campaign.

ON POINT FROM DEEP

- UCF ranked 56th nationally in three-point attempts per game, placing them 65th in three-pointers made per game last season.
- The Black and Gold were 14-4 last season when the team shot above 35% from three-point range.
- Transfers George Beale Jr. and Carmelo Pacheco shot the three-ball above 40% last season.
- Both Beale Jr. Pacheco averaged 6.3 three-point attempts per game on their two previous teams, respectively.
- UCF earned 10 or more three-pointers for the 14th time last season against Oregon State, hitting 10 or more threes in four of its last five games after not doing so for the entire month of February. The streak included tying a season-high 14 made threes vs. Kansas in the second round of the Big 12 Championship. To put in perspective the shooting capability of this year's team, the Knights hit 10 or more three pointers just twice last season. Additionally, UCF has five games where they've shot 50% or better from the floor after doing that four times in the previous campaign.
- The Black and Gold have knocked down a program record 328 three pointers last season, reaching the milestone during the College Basketball



QUICK FACTS

UCF INFORMATION

| | |
|-----------------------------|----------------------|
| Location | Orlando, Fla. |
| Founded | 1963 |
| Enrollment | 69,818 |
| Nickname | Knights |
| Colors | Black and Gold |
| Conference | Big 12 Conference |
| University President | Alexander Cartwright |
| Director of Athletics | Terry Mohajir |
| Athletics Phone | (407) 823-2261 |
| Ticket Office Phone | (407) 823-1000 |

ADDITION FINANCIAL ARENA

| | |
|--|----------------|
| Capacity | 10,000 |
| Year Opened | Fall 2007 |
| Home Record | 177-86 |
| Home Record Under Johnny Dawkins | 107-41 |
| Press Row Phone | (937) 844-9473 |

BASKETBALL HISTORY

| | |
|--------------------------------|-----------------------|
| First Year of Basketball | 1969-70 (57th season) |
| First Year in Division I | 1984-85 (42nd season) |
| First Year in Big 12 | 2023-24 (3rd season) |
| All-Time Record | 865-709/918-709* |
| NCAA Tournaments/Last | Five/2019 |

* 2008-09 (17-14), 2009-10 (15-17), 2010-11 (21-12) victories vacated due to NCAA sanctions


2025-26 TEAM INFORMATION

| | |
|--------------------------------|---------------------------------|
| 2024-25 Record | 20-17 |
| Conference Record/Finish | 7-13/1-12th |
| Home Record | 15-5 |
| Road Record | 2-8 |
| Neutral Record | 5-4 |
| Conference Tournament | Second Round |
| Postseason | College Basketball Crown Finals |
| Starters Returning/Lost | 0/5 |
| Total Returning/Lost | 2/14 |
| Newcomers | 13 |

STRATEGIC COMMUNICATIONS

| | |
|-------------------------|--|
| Primary Contact | Jenna Osborn |
| Cell Phone | (937) 844-9473 |
| Email | josborn@athletics.ucf.edu |
| Secondary Contact | Aiden Kocol |
| Email | akocol@athletics.ucf.edu |
| Mailing Address | Roth Athletics Center 4192 North Orion Blvd. Orlando, FL 32816 |
| Website | www.UCFKnights.com |
| Twitter | @UCF_MBB |
| Instagram | UCF.MBB |
| Facebook | /UCFMensBasketball |

CONFERENCE AFFILIATION HISTORY

| | | | |
|---|----------------------------------|---|-------------------------------------|
|  | Independent 1984-90 |  | Atlantic Sun 1993-05 |
|  | American South 1990-91 |  | Conference USA 2005-13 |
|  | Sun Belt 1991-92 |  | American Athletic 2013-23 |
|  | Independent 1992-93 |  | Big 12 2023-present |

KNIGHT NOTES (CONT.)

- Crown first round. The mark tops the 295 made triples during the 2022-23 season.
- ✦ The Knights averaged 8.9 made three pointers per game, beating the previous record during Dawkins' tenure at 8.8 during the 2021-22 campaign. The high clip has helped UCF to its highest scoring offense under Dawkins as well.
- ### DJ LEFT A LEGACY
- ✦ Darius Johnson will go down as one of the best to ever suit up in a Knights uniform. With his outing at TCU, Johnson cracked into the top 10 in career points at UCF. He is also third in career assists at UCF and second in steals for the Black and Gold, achieving more than 400 and 200, respectively, reaching both milestones at Kansas on Jan. 28, making him one of four Knights to accomplish the feat. He boasts the most steals in UCF's Division-I history and is one of the program's 21 1,000 point scorers.
 - ✦ Johnson, one of the most tenured Knights, finished his career third in the record book for games played in Black and Gold with 125.
 - ✦ Johnson broke his own UCF Division I record of steals, accomplishing the feat against Utah in the Big 12 Conference Championship first round. His previous best was 73 and finished his career at 79. He ranked 14th in the nation, averaging 2.32 steals p/g during the 2024-25 season. He finished last season 18th nationally and 2nd in the Big 12 in steals per game at 2.21.
 - ✦ Johnson was a marksman from deep last season, hitting 40.5% of his threes, improving on his 39.4% from last season, which was a 12.5% improvement over his sophomore season. The campaign saw him tally 12 games with a trio of three-point makes, including three instances of five or more. He made eight threes in a game, going 8-for-10 behind the arc against Milwaukee (Nov. 27) accounting for eight of UCF's 11 threes that day. At the time of achieving the feat, Johnson was tied for the most made threes in game for a Power Four team on the season.
 - ✦ Johnson is in nine different career top 10 lists in UCF's program record book.
- ### POSTSEASON PURSUIT
- ✦ Under head coach Johnny Dawkins, the Knights have made a postseason appearance in five of his nine seasons, including three straight postseason appearances.
 - ✦ UCF experienced immediate postseason success by making the NIT in the first year under Dawkins' new leadership, reaching the NIT semifinal in Madison Square Garden in 2016-2017.
 - ✦ The Black and Gold returned to the NCAA Tournament for the first time since 2005 when they earned an at-large bid into the 2019 bracket as a No. 9 seed. Dawkins led the Knights to their first NCAA Tournament victory in program history, beating VCU 73-58 in the first round. The Black and Gold narrowly defeated in the next round, falling to top-seeded Duke 77-76.
 - ✦ UCF returned to the postseason by making the NIT in 2022-23 and earning a first round victory over in-state foe Florida. The Knights were the only team to hold Florida below 50 points during 2022-23 while the 49 Gator points were the least they've scored at home since Jan. 13, 1962 when they beat Auburn 43-40.
 - ✦ The Black and Gold earned a spot in the 2024 NIT bracket as a No. 4 seed in their second straight trip to the tournament.
 - ✦ This past season, the Knights were invited to compete in the inaugural College Basketball Crown in Las Vegas to play for a share of a pool of NIL prize money. After wins against Oregon State and conference-foe Cincinnati, the Knights would find themselves in a thrilling semi-final game against Villanova. UCF won 104-98 in overtime, earning a guaranteed \$100,000 of the NIL prize money pool.
 - ✦ The Knights have been to five NCAA DI Tournaments and four NITs, totaling 11 postseason appearances (one CBI and one College Basketball Crown).
- ### TREND SWAPS
- ✦ Prior to last season, UCF hung its hat on winning games on the defensive side of the ball. Last season, it was on the offense.
 - ✦ In Dawkins' previous eight seasons at the helm of the Black and Gold, the Knights averaged 68.9 points per game with the best clip in points per game sitting at 72.3 back in 2018-19, the last time UCF made the NCAA Tournament. This season, the offense has erupted, averaging 79.2 points per contest with 17 games of 80 or more points this season (54 total in JD era).
 - ✦ The Knights' defense has allowed an average of 65.8 points per game over the previous eight seasons under Dawkins and has allowed 80.0 on the current campaign. The previous season-high never eclipsed 69.4 points per game (2020-21).
 - ✦ UCF's defense allowed 90 points five times across Dawkins' first eight seasons and has allowed nine 90+ point games this season.
 - ✦ UCF plays at one of the fastest paces in the nation, ranking 11th with an adjusted tempo of 72.0 according to KenPom.
- ### TURNOVER TIME
- ✦ The Knights are averaging 13.03 forced turnovers per game last season, nearing a trend from the last three seasons of UCF forcing north of 14.0 turnovers per game, including a 14.21 clip last season and a 14.82 mark in 2022-23, the highest during the Dawkins era.
 - ✦ UCF's defense ranks No. 108 in turnover percentage according to KenPom with a 18.2% clip which indicates that about one of every five Knight possessions stemmed from a turnover. The Knights finished ranked 29th during the 2023-24 season after recording a 20.4% mark.
 - ✦ A big part of the Knights' high-forced turnover rate has been their steals, as the Knights have snatched 7.6 steals per game, a mark that ranks fourth in the Big 12. UCF averaged 8.7 steals per game during the 23-24 season, ranking 22nd in D-I.
 - ✦ The Black and Gold forced 23 turnovers against Tarleton St., the first time forcing 20+ in a game last season. UCF accomplished the feat four times in 2023-24, the most in any season under Dawkins. UCF has forced 20+ turnovers 16 times under Dawkins after the 22 forced against Colorado on Jan. 8.
- ### DAWKINS' DECADE
- ✦ Johnny Dawkins enters his 10th season with UCF during the 2025-26 season, he has built a particularly glossy college basketball playing and coaching catalogue—most recently including a 2025 induction to the Washington D.C. Hall of Fame and the 2023 induction into the National Collegiate Basketball Hall of Fame and selection of a UCF player in the first round of the 2023 NBA Draft.
 - ✦ Dawkins has continued to rewrite UCF's history books, as he is responsible for nine of UCF's 11 total wins over ranked opponents. Prior to his arrival, the program had won two total games against ranked foes from 1984-2016.
 - ✦ UCF had never won two games against ranked teams in a single season, and Dawkins has now accomplished the feat twice. It first happened during the 2018-2019 campaign, taking down No. 6 Houston and then No. 19 Cincinnati in Orlando in a span of five days in March. Now, the Knights have wins over three top-25 teams in 2023-2024, beating No.3 Kansas in January while topping No. 23 Oklahoma and No. 23 Texas Tech in February.
 - ✦ Dawkins picked up win No. 100 as UCF's head coach in the Knights' win over N.C. A&T on Dec. 11, 2022, becoming just the third coach in UCF history to reach the milestone. Dawkins has a .583 winning percentage since starting with the Knights in 2016, which is the second best of any UCF coach in program history (Torchy Clark, .754 from 1969-83).
 - ✦ Dawkins is the fastest coach to earn 100 wins in program history in the Division I era, needing only 162 games to do so. ✦ At one point during the contest, the Knights had compiled a 20-2 run, dating back to Hall's three prior to halftime.
 - ✦ Dawkins had his squad off to a 4-0 start to begin the 2024-2025 season, tying the 2021-22 and 2017-18 season for his best starts to a season at UCF.

POLLS & RANKINGS

| AP POLL | | | | COACHES POLL | | | |
|-----------|---------------------|--------|------|--------------|--------------------|--------|------|
| Preseason | | | | Preseason | | | |
| Rk. | Team (1st Votes) | Record | Pts. | Rk. | Team (1st Votes) | Record | Pts. |
| 1 | Houston (18) | 2-0 | 1462 | 1 | Purdue (21) | 2-0 | 749 |
| 2 | Purdue (36) | 2-0 | 1459 | 2 | Houston (7) | 2-0 | 746 |
| 3 | UConn (3) | 2-0 | 1361 | 3 | UConn | 2-0 | 682 |
| 4 | Duke (2) | 2-0 | 1223 | 4 | Duke (1) | 2-0 | 661 |
| 5 | Arizona | 2-0 | 1204 | 5 | Michigan | 1-0 | 582 |
| 6 | Michigan (1) | 1-0 | 1121 | 6 | Arizona | 2-0 | 574 |
| 7 | BYU | 2-0 | 1111 | 7 | BYU | 2-0 | 569 |
| 8 | Alabama (1) | 2-0 | 1087 | 8 | Kentucky (2) | 2-0 | 537 |
| 9 | Kentucky | 2-0 | 1072 | 9 | Alabama | 2-0 | 532 |
| 10 | Florida | 1-1 | 990 | 10 | Florida | 1-1 | 507 |
| 11 | Texas Tech | 2-0 | 969 | 11 | Texas Tech | 2-0 | 454 |
| 12 | Louisville | 2-0 | 856 | 12 | Louisville | 2-0 | 430 |
| 13 | St. John's | 1-1 | 812 | 13 | St. John's | 1-1 | 384 |
| 14 | Illinois | 2-0 | 610 | 14 | Illinois | 2-0 | 379 |
| 15 | UCLA | 2-0 | 609 | 15 | UCLA | 2-0 | 324 |
| 16 | Iowa State | 2-0 | 605 | 16 | Iowa State | 2-0 | 292 |
| 17 | Michigan State | 2-0 | 557 | 17 | Michigan State | 2-0 | 288 |
| 18 | North Carolina | 2-0 | 494 | 18 | Tennessee | 2-0 | 282 |
| 19 | Gonzaga | 2-0 | 466 | 19 | Gonzaga | 2-0 | 249 |
| 20 | Tennessee | 2-0 | 456 | 20 | North Carolina | 2-0 | 225 |
| 21 | Arkansas | 1-1 | 324 | 21 | Arkansas | 1-1 | 135 |
| 22 | Auburn | 2-0 | 207 | 22 | Wisconsin | 2-0 | 100 |
| 23 | Creighton | 1-0 | 153 | 23 | Creighton | 1-0 | 92 |
| 24 | Wisconsin | 2-0 | 140 | 24 | Kansas | 1-1 | 82 |
| 25 | Kansas | 1-1 | 130 | 25 | Auburn | 2-0 | 48 |

RECEIVING VOTES: NC State 87, San Diego St. 67, Indiana 45, Oregon 43, **Vanderbilt 37**, Ohio St. 17, **Baylor 14**, Southern Cal 12, **Kansas St 5**, Missouri 4, Mississippi 4, Mississippi St. 3, Georgia 2, Stanford 1, **Oklahoma St. 1**, Texas 1, Georgetown 1, Utah St. 1, Iowa 1, Virginia Tech 1.

RECEIVING VOTES: **Vanderbilt 37**, Oregon 26; **Baylor 25**; Indiana 24; North Carolina State 23; Virginia 14; San Diego State 10; Ole Miss 8; USC 6; Missouri 5; Georgetown 5; Clemson 5; Saint Mary's 4; Georgia 4; Iowa 3; Ohio State 2; Texas 1; **Kansas State 1**

* UCF opponents listed in bold italics.

UCF WEEK-BY-WEEK

| | AP | COACHES | NET | ESPN BPI | KENPOM | RECORD |
|-----------|----|---------|-----|----------|--------|--------|
| Preseason | NR | NR | - | - | 64 | 0-0 |
| Week 2 | NR | NR | - | 85 | 81 | 1-1 |
| Week 3 | | | | | | |
| Week 4 | | | | | | |
| Week 5 | | | | | | |
| Week 6 | | | | | | |
| Week 7 | | | | | | |
| Week 8 | | | | | | |
| Week 9 | | | | | | |
| Week 10 | | | | | | |
| Week 11 | | | | | | |
| Week 12 | | | | | | |
| Week 13 | | | | | | |
| Week 14 | | | | | | |
| Week 15 | | | | | | |
| Week 16 | | | | | | |
| Week 17 | | | | | | |
| Week 18 | | | | | | |
| Week 19 | | | | | | |
| Week 20 | | | | | | |

All rankings are updated on Monday of each respective week. First NET rankings debuted in Week 5 (Dec. 1)

KNIGHT NOTES (CONT.)

- ♦ Dawkins led UCF to its first NIT Final Four (2017), first at-large berth to the NCAA Tournament (2019), and first NCAA Tournament win (2019). Additionally, he has led the Knights to three straight postseason appearances, including a championship appearance in the inaugural College Basketball Crown last season.
- ♦ Associate head coach, Robbie Laing has stayed beside Dawkins throughout his tenure at UCF.
- ♦ Laing was responsible for leading the charge in the recruitment of Taylor and Tyler Hendricks, both of whom joined the team's roster in the 2022-23 season.
- ♦ Taylor went on to lead the team in scoring, blocks and a multitude of other categories in a phenomenal freshman campaign, one that led to him becoming the program's first one-and-done, as well as first lottery pick in the NBA draft. Taylor was selected ninth overall in the 2023 NBA Draft to the Utah Jazz, the second of UCF's selections in the modern draft era.

DAWKINS' PERFECT RECORD VS. KANSAS, BILL SELF COMES TO AN END

- ♦ Kansas' Jan. 5, 2025 defeat of UCF snapped what was an unblemished 39-year run for Knights' head coach Johnny Dawkins against either Kansas or Bill Self as a coach or a player. Kansas swept the season series with a narrow win in Lawrence.
- ♦ UCF head coach Johnny Dawkins was a combined 6-0 in meetings against either Kansas or Bill Self, or a combination of both. Separately, he started 4-0 against Kansas in his career, with two wins as a player and two as a coach while also going 4-0 against Bill Self, with two wins as a head coach and two as an assistant. Dawkins is now 2-2 as a head coach against Self at KU.
- ♦ **Dec. 1, 1985: Duke 92, Kansas 86** - While playing for Duke and Mike Krzyzewski (Coach K), Dawkins, in his senior year, helped lift the Blue Devils over the Jayhawks in the fifth game of the 1985-86 season, played in Madison Square Garden.
- ♦ **March 29, 1986: Duke 71, Kansas 67** - Dawkins leads all scorers with 24 points, shooting 11-for-17, in the NCAA Tournament National Semifinal played in Reunion Arena in Dallas, Texas, to send Duke to the championship game.
- ♦ **March 14, 1999: Duke 97, Tulsa 56** - As an assistant coach at his alma mater and under Coach K, Dawkins is on staff to beat a Tulsa team with Bill Self at the helm in the second round of the 1999 NCAA Tournament.
- ♦ **Nov. 28, 2000: Duke 78, Illinois 77** - At a Greensboro Coliseum neutral site contest, Dawkins again as an assistant helps in lifting his team to a win over a Bill Self led squad, this time as he's piloting a No. 9 Illini squad in a top-10 showdown.
- ♦ **March 23, 2014: Stanford 60, Kansas 57** - At the helm of Stanford, Dawkins leads the Cardinal to the Sweet 16 of the 2014 NCAA Tournament as a No. 10 seed after beating New Mexico and a Bill Self-led Kansas squad to advance. The appearance remains Stanford's most recent run to March Madness.
- ♦ **Jan. 10, 2024: UCF 65, Kansas 60** - Dawkins guides UCF to win over Bill Self-led No. 3 Jayhawks in Big 12 home debut.
- ♦ **Jan. 5, 2025: Kansas 99, UCF 48** - The No. 7 Jayhawks spoil Dawkins' flawless against Kansas and/or Self, ending the streak at 14,280 days.
- ♦ **Jan. 28, 2025: Kansas 91, UCF 87** - UCF leads for 21 minutes, but Kansas avoids back-to-back home losses.
- ♦ **March 12, 2025: Kansas 98, UCF 94** - UCF falls to Kansas in overtime in the second round of the Big 12 Championship.

60 POINTS OR LESS

- ♦ UCF is an impressive 77-9 when holding opponents to 60 points or less since Dawkins' arrival to start 2016-17.
- ♦ The Knights have posted a 96-18 record under Dawkins when holding an opponent under 40% shooting from the field.
- ♦ When holding a team to 33.3% or less, UCF is 37-2 under Dawkins. Furthermore, the Black and Gold are 15-1 when holding a team to under 30% from the field under their current head coach.

HISTORICALLY PROTECTING THE HOME COURT, FILLED ADDITION FINANCIAL ARENA

- ♦ UCF has made a habit of protecting Addition Financial Arena under head coach Johnny Dawkins, going 106-40 at home.
- ♦ After selling the most season tickets in program history for a second straight season, UCF welcomed a record number of fans for the second year in a row as well, hosting 136,833 for an average of 7,602 across the 18-game home slate.
- ♦ Four games from last season grace the top-20 highest attended games list, including a sellout of 9,669 fans in attendance for the game against Kansas on Jan. 5, 2025. Six games from the inaugural Big 12 campaign last season are on the top 20 list.
- ♦ The Knights won 13 games at home in 2024-25, the fourth time doing so during the Dawkins era and technically the seventh time in the building's history, which opened its doors for the 2007-08 season.
- ♦ The Knights finished the out-of-league slate on an 11-game, regular season, home winning streak against non-conference foes, dating back to last season where UCF beat Maine, Florida A&M and Bethune-Cookman to wrap up nonconference.
- ♦ UCF's loss to Kansas snapped a perfect 8-0 home record last season; it goes down as the second-longest home winning streak under Dawkins.
- ♦ Dawkins and the Knights have earned six wins against ranked foes on their home floor, with an overall record of 6-12 career best and his second 30+ point game of his career.

DEFENDING DECEMBER

- ♦ UCF is 43-12 in the month of December under Johnny Dawkins, never losing more than two games in any December while he has been at the helm. Two of Dawkins' five victories over top-25 teams at UCF have come in December.
- ♦ The Black and Gold are 32-4 at home in December during Dawkins' tenure.

BIG 12 CONFERENCE TEAMS IN NATIONAL POLLS

| Week | Arizona | Arizona St. | Baylor | BYU | UCF | Cincinnati | Colorado | Houston | Iowa St. | Kansas | K-State | Oklahoma St. | TCU | Texas Tech | West Virginia | Utah |
|-----------|---------|-------------|--------|-----|-----|------------|----------|---------|----------|--------|---------|--------------|-----|------------|---------------|------|
| Preseason | 13/13 | - | - | 8/8 | - | - | - | 2/2 | 16/18 | 19/19 | - | - | - | 10/11 | - | - |
| Week 2 | 5/6 | - | - | 7/7 | - | - | - | 1/2 | 16/16 | 25/24 | - | - | - | 11/11 | - | - |
| Week 3 | - | - | - | - | - | - | - | - | - | - | - | - | - | - | - | - |
| Week 4 | - | - | - | - | - | - | - | - | - | - | - | - | - | - | - | - |
| Week 5 | - | - | - | - | - | - | - | - | - | - | - | - | - | - | - | - |
| Week 6 | - | - | - | - | - | - | - | - | - | - | - | - | - | - | - | - |
| Week 7 | - | - | - | - | - | - | - | - | - | - | - | - | - | - | - | - |
| Week 8 | - | - | - | - | - | - | - | - | - | - | - | - | - | - | - | - |
| Week 9 | - | - | - | - | - | - | - | - | - | - | - | - | - | - | - | - |
| Week 10 | - | - | - | - | - | - | - | - | - | - | - | - | - | - | - | - |
| Week 11 | - | - | - | - | - | - | - | - | - | - | - | - | - | - | - | - |
| Week 12 | - | - | - | - | - | - | - | - | - | - | - | - | - | - | - | - |
| Week 13 | - | - | - | - | - | - | - | - | - | - | - | - | - | - | - | - |
| Week 14 | - | - | - | - | - | - | - | - | - | - | - | - | - | - | - | - |
| Week 15 | - | - | - | - | - | - | - | - | - | - | - | - | - | - | - | - |
| Week 16 | - | - | - | - | - | - | - | - | - | - | - | - | - | - | - | - |
| Week 17 | - | - | - | - | - | - | - | - | - | - | - | - | - | - | - | - |
| Week 18 | - | - | - | - | - | - | - | - | - | - | - | - | - | - | - | - |
| Week 19 | - | - | - | - | - | - | - | - | - | - | - | - | - | - | - | - |
| Week 20 | - | - | - | - | - | - | - | - | - | - | - | - | - | - | - | - |

Rankings are listed as AP/USA Today



BIG 12 CONFERENCE



Preseason Coaches Poll

| | |
|--------------------------|-----|
| 1. Houston (12) | 224 |
| 2. BYU (1) | 204 |
| 3. Texas Tech | 200 |
| 4. Arizona (1) | 179 |
| 5. Iowa State | 170 |
| 6. Kansas | 163 |
| 7. Baylor | 137 |
| 8. Cincinnati | 120 |
| 9. Kansas State | 117 |
| 10. TCU | 90 |
| 11. West Virginia | 79 |
| 12. Oklahoma State | 77 |
| 13. Utah | 50 |
| 14. UCF | 39 |
| 15. Colorado | 37 |
| 16. Arizona State | 34 |

Preseason Player of the Year

JT Toppin, Texas Tech

Preseason Newcomer of the Year

LeJuan Watts, Texas Tech

Preseason Freshman of the Year

Darryn Peterson, Kansas

Preseason All-Big 12 First Team

AJ Dybantsa, BYU*
 Richie Saunders, BYU
 Emanuel Sharp, Houston
 Joseph Tugler, Houston
 Milos Uzan, Houston*
 Tamin Lipsey, Iowa State
 Darryn Peterson, Kansas*
 P.J. Haggerty, K-State
 Christian Anderson, Texas Tech
 JT Toppin, Texas Tech*
 *-unanimous selection

Weekly Honors

Week Big 12 Starting Five

Nov. 10 Koa Peat, Ariz. (co-player & newcomer) AJ Dybantsa, BYU
 Baba Mille, Cinc. Darryn Peterson, Kansas Christian Anderson, Texas Tech (co-player)
 Nov. 17
 Nov. 24
 Dec. 1
 Dec. 8
 Dec. 15
 Dec. 22
 Jan. 5
 Jan. 12
 Jan. 19
 Jan. 26
 Feb. 2
 Feb. 9
 Feb. 16
 Feb. 23
 March 2
 March 9

KNIGHT NOTES (CONT.)

- ♦ The Knights have averaged 73.0 points per game in December under Dawkins while holding foes to just 61.8 points per game, a double-digit margin of 11.1 points per contest.

BEATING FLORIDA FOES

- ♦ UCF has found success against in-state opponents under head coach Johnny Dawkins, going 28-11 against teams from Florida since his arrival. UCF added two tallies to the win column this season with the 100-94 win over Florida Atlantic on Nov. 12 and the 86-66 victory over Jacksonville on Dec. 21.
- ♦ The Knights have topped Florida, Florida State, Miami, South Florida, Stetson, FIU, Jacksonville, Bethune-Cookman and Florida A&M during Johnny Dawkins' tenure as UCF's head coach and added Florida Atlantic to that list this season.

RECORD NUMBER OF RANKED FOES BEAT

- ♦ During the 2023-24 season, the Knights accomplished a feat for the first time in program history, beating three ranked opponents in a single campaign. The Knights earned victories over No. 3/3 Kansas, No. 23/24 Oklahoma and No. 23/23 Texas Tech on the 2023-24 campaign. Prior to last season, the Knights had beaten multiple ranked opponents in the same campaign just once, topping No. 6 Houston on the road and beating No. 19 Cincinnati in Orlando in 2018-19. The year ended with UCF making an NCAA Tournament appearance.

DEFENSE IS A HABIT

- ♦ UCF teams under Dawkins have traditionally been outstanding defensively, finishing ranked in the top 50 nationally in scoring defense in four of his eight seasons, including two top 10 finishes, finishing sixth in 2016-17 and third in 2017-18.
- ♦ In 2023-24, the Knights' defense ranked 21st and 22nd nationally according to KenPom and ESPN BPI, respectively.
- ♦ The Knights have never finished a season under Dawkins with opponents averaging north of 70 points.
- ♦ Since Dawkins' first season as the Knights' head coach in 2016-17, UCF has improved upon their steals per game each season, averaging 4.0 that first campaign to 8.7 at the end of the 2023-24 slate.

COACH DAWKINS - ONE OF ONE

- ♦ UCF's Johnny Dawkins is the only active head coach in college basketball that is a member of the National Collegiate Basketball Hall of Fame for his efforts as a player. He is joined by Danny Manning who is also in the hall, but is currently an assistant coach at Colorado. Dawkins is one of 30 players in the hall that have later gone on to be a coach.
- ♦ Dawkins is one of two Big 12 Conference head coaches to play in the NBA, with Bobby Hurley of Arizona State being the other. Dawkins is one of eight Power Four and Big East coaches to have played in the NBA. Of the eight coaches, Dawkins had the third-highest career scoring average at 11.1 points per game.
- ♦ Dawkins is one of four Power Four and Big East coaches that was named an All-American as a college basketball player and is a current college basketball head coach; he is the only one of the group to be named an All-American twice.
- ♦ Dawkins was honored as the Naismith College Player of the Year in 1986 and is the only current head coach in NCAA Division I who has won the award. There are two former winners of the honor that served as head coaches as Patrick Ewing (1985 winner) was the Georgetown head coach from 2017-2023 while Danny Manning (1988 winner) was the head coach at Tulsa from 2012-14 and Wake Forest from 2014-20 and is now an assistant coach at Colorado.

TAYLOR HENDRICKS IN THE ASSOCIATION

- ♦ Taylor Hendricks became UCF's first lottery pick and first round selection, as he was drafted by the Utah Jazz with the ninth pick in the 2023 NBA Draft. He became the third Knight selected in the NBA Draft and second in the modern era, joining Jermaine Taylor (2009, Round 2, Pick 32) and Bennie Shaw (1976, Round 9, Pick 146). Hendricks became the fifth Knight to play in the NBA, joining Taylor (Houston, Sacramento), Tacko Fall (Boston, Cleveland), Mark Jones (Orlando) and Matt Williams (Miami).
- ♦ The Big 12 Conference has 63 players on NBA rosters as of the beginning of the 2025-26 season. Hendricks is joined on the Jazz by five other alumni from Big 12 institutions; Svi Mykhailiuk (Kansas), Cody Williams (Colorado), Keyonte George (Baylor), Georges Niang (Iowa State) and Lauri Markkanen (Arizona).
- ♦ Unfortunately, Hendricks suffered a season ending injury in just the third game of the 2024-25 campaign.
- ♦ While at UCF, Hendricks shattered the American Athletic Conference record for most rookie of the week honors won, tallying nine with the previous record being six. He was unanimously named to the league's all-freshman team and received a nod to the all-conference second team.
- ♦ Hendricks led the team in scoring, averaging 15.1 points per game (515 total points) and also in rebounding, averaging 7.0 boards per contest (237 total rebounds, 80 offensive). He started all 34 of UCF's games, one of two Knights to do so on the 2022-23 roster and played 1,179 minutes, the second most in a single season in program history.
- ♦ Hendricks was the only in the country to finish the season with 60+ three pointers, 55+ blocks and 35+ dunks.
- ♦ When all was said and done, Hendricks had shattered UCF rookie records. He finished with the most single-season points (515), scoring average (15.1), rebounds (237), offensive rebounds (80), rebound average (7.0) field goal makes and attempts (184-for-385), free throw makes and attempts (86-for-110) and minutes (1,179), all tops of UCF's freshman leaderboards. He was second in blocks (59), fourth in steals (31) and three-point field-goals (61). He also finished 10th on UCF's all-time three-point percentage list.

FEAR THE FRONDS

"The Most Florida Free Throw Distraction"

A storm, in multiple senses of the word, created a new tradition for Knight Nation in attendance at UCF men's basketball games. The legend goes that the night prior to the Black and Gold's first home conference game as a member of the Big 12, a massive storm rolled through campus. The wind blew down plenty of palm fronds across campus, and students picked them up and brought them into the game to use as a free throw distraction. It ended up working, as No. 3 Kansas shot just 6-for-11 from the free throw stripe in the second half in front of the student section. The fronds gave UCF that extra edge to top the Jayhawks 65-60, winning by as many points as Kansas had missed second half free throws.

Now, that's not exactly how one of college basketball's newest traditions was born. UCF's Brand Experience team wanted to create a unique experience for the team's first season in the Big 12. Director of brand experience **Tim Connor** (UCF alumnus 2017) and assistant director of brand experience **Lexi Campagna** (UCF alumna 2022) created and executed the idea. Knight Nation immediately took to the new tradition and the country took notice. The pair were named as one of nine finalists in NACMA's "Best Of" Awards in the People's Choice - Student Engagement category.

As the flagship Big 12 institution in The Sunshine State, nothing says Florida like palm trees. Design elements incorporated on social media, uniforms and even the lane on the court, all included palm trees and fronds. Leaning into that element wound up creating the most Florida free throw distraction imaginable.

Not only was the new free throw distraction perfectly on brand, but it actually worked. The palm fronds caused opponents to miss nearly 10% of their second half free throws in Big 12 play and the postseason. Visiting teams made 75% of their first half free throws while making just 66.4% in the second half, accounting for a total of 44 misses.

As the final buzzer sounded on UCF's upset over No. 3 Kansas, the team's first conference win as a Big 12 member, fans stormed the court with palm fronds in hand. The Knights had topped the highest ranked opponent in program history (previously No. 4 UConn, a 68-63 neutral site win on Nov. 25, 2011).

UCF went on to beat a total of three ranked opponents during the 2023-24 Big 12 slate, all at home in front of the frond-waving faithful. The win against No. 3 Kansas was the first, followed by a 74-63 win over No. 23 Oklahoma on Feb. 3 and a 75-61 triumph over No. 23 Texas Tech on Feb. 24.

With two seasons of the "Fear the Fronds" mantra in the students section they are here to stay as a long standing tradition at men's basketball games.

All-Time Misses

96

2025-26 Misses

5



KNIGHT NOTES (CONT.)



FEAR THE FRONDS TRACKER

| Date | Opponent | Result | Opp. 1st Half FTM-FTA | Opp. 2nd Half FTM-FTA | Palm Frond Misses |
|---------------|-------------------|-----------|-----------------------|-----------------------|-------------------|
| Nov. 3 | Hofstra | W, 82-78 | 6-6 (100%) | 15-18 (83.3%) | 3 |
| Nov. 8 | Vanderbilt | L, 105-93 | 4-4 (100%) | 11-13 (84.6%) | 2 |
| Nov. 11 | Florida A&M | | | | |
| Nov. 17 | Oakland | | | | |
| Nov. 25 | Quinnipiac | | | | |
| Nov. 29 | VMI | | | | |
| Dec. 7 | Towson | | | | |
| Dec. 17 | Mercer | | | | |
| Dec. 20 | FGCU | | | | |
| Jan. 3 | #19/19 Kansas | | | | |
| Jan. 11 | Cincinnati | | | | |
| Jan. 17 | #13/13 Arizona | | | | |
| Jan. 27 | Arizona State | | | | |
| Jan. 31 | #10/11 Texas Tech | | | | |
| Feb. 14 | West Virginia | | | | |
| Feb. 17 | TCU | | | | |
| Feb. 28 | Baylor | | | | |
| Mar. 3 | Oklahoma State | | | | |
| TOTALS | | | 10-10 (100%) | 26-31 (83.9%) | 3 |



HISTORY VS. RANKED OPPONENTS

UCF vs. Ranked Opponents (11-70)

| Date | AP / Coaches Rk. | Opponent | Result |
|----------|------------------|---------------------|---------------|
| 2/11/25 | 10 / 10 | Iowa State | L, 77-65 |
| 1/28/25 | 11 / 11 | at Kansas | L, 91-87 |
| 1/21/25 | 3 / 4 | at Iowa State | L, 108-83 |
| 1/18/25 | 10 / 8 | Houston | L, 69-68 |
| 1/5/24 | 7 / 7 | Kansas | L, 99-48 |
| 11/22/24 | 19 / 25 | vs. Wisconsin | L, 86-70 |
| 11/4/24 | 13 / 15 | Texas A&M | W, 64-61 |
| 3/13/24 | 20 / 21 | vs. BYU | L, 87-73 |
| 3/6/24 | 1 / 1 | Houston | L, 67-59 |
| 3/2/24 | 8 / 6 | Iowa State | L, 60-52 |
| 2/24/24 | 23 / 23 | Texas Tech | W, 75-61 |
| 2/13/24 | 19 / 17 | at BYU | L, 90-88 |
| 2/10/24 | 23 / 23 | at Texas Tech | L, 66-59 |
| 2/3/24 | 23 / 24 | Oklahoma | W, 74-63 |
| 1/31/24 | 18 / 18 | Baylor | L, 77-69 |
| 1/20/24 | 5 / 5 | at Houston | L, 57-42 |
| 1/13/24 | 18 / 17 | BYU | L, 63-58 |
| 1/10/24 | 3 / 3 | Kansas | W, 65-60 |
| 11/10/23 | 13 / 13 | at Miami | L, 88-72 |
| 1/25/23 | 3 / 3 | Houston | L, 82-71 |
| 12/31/22 | 3 / 3 | at Houston | L, 71-65 |
| 2/17/22 | 14 / 15 | at Houston | L, 70-52 |
| 1/29/22 | 7 / 9 | Houston | L, 63-49 |
| 12/1/21 | 21 / 20 | at Auburn | L, 85-68 |
| 1/17/21 | 11 / 11 | at Houston | L, 75-58 |
| 12/26/20 | 6 / 7 | vs. Houston | L, 63-54 |
| 12/19/20 | 15 / 15 | at Florida State | W, 86-74 |
| 3/24/19 | 1 / 1 | vs. Duke | L, 77-76 |
| 3/7/19 | 20 / 19 | Cincinnati | W, 58-55 |
| 3/2/19 | 8 / 6 | at Houston | W, 67-62 |
| 2/21/19 | NR / 25 | at Cincinnati | L, 60-55 |
| 2/7/19 | 12 / 12 | Houston | L, 77-68 |
| 3/9/18 | 21 / 21 | vs. Houston | L, 84-56 |
| 3/1/18 | 11 / 11 | Wichita State | L, 75-71 (OT) |
| 2/6/18 | 6 / 6 | at Cincinnati | L, 77-40 |
| 1/25/18 | 17 / 16 | at Wichita State | L, 81-62 |
| 1/16/18 | 12 / 13 | Cincinnati | L, 49-38 |
| 12/3/17 | 24 / NR | at Alabama | W, 65-62 |
| 11/24/17 | 23 / 20 | vs. West Virginia | L, 83-45 |
| 3/11/17 | 12 / 15 | vs. SMU | L, 70-59 |
| 2/26/17 | 15 / 16 | Cincinnati | W, 53-49 |
| 2/8/17 | 11 / 11 | at Cincinnati | L, 60-50 |
| 11/20/16 | 3 / 3 | vs. Villanova | L, 67-57 |
| 1/10/16 | 15 / NR | at SMU | L, 88-73 |
| 3/13/14 | 13 / 12 | vs. Cincinnati | L, 61-58 |
| 3/1/14 | 23 / 24 | at SMU | L, 70-55 |
| 2/19/14 | 7 / 9 | Cincinnati | L, 77-49 |
| 2/12/14 | 20 / 22 | at Memphis | L, 76-70 |
| 2/9/14 | 22 / NR | UConn | L, 75-55 |
| 2/1/14 | 12 / 8 | at Louisville | L, 87-70 |
| 1/29/14 | 22 / 22 | Memphis | L, 69-59 |
| 1/23/14 | 15 / 16 | at Cincinnati | L, 69-51 |
| 12/31/13 | 14 / 10 | Louisville | L, 90-65 |
| 3/2/13 | 19 / 17 | Memphis | L, 76-67 |
| 2/13/13 | 22 / 25 | at Memphis | L, 93-71 |
| 11/23/12 | 7 / 8 | at Florida | L, 79-66 |
| 11/25/11 | 4 / 4 | vs. UConn | W, 68-63 |
| 11/14/11 | 25 / 24 | at Florida State | L, 73-50 |
| 12/1/10 | 18 / 16 | vs. Florida | * W, 57-54 |
| 1/5/10 | 14 / 16 | at Ole Miss | L, 84-56 |
| 12/20/09 | 14 / 14 | at UConn | L, 60-51 |
| 2/9/08 | 1 / 1 | at Memphis | L, 85-64 |
| 11/23/07 | 18 / 20 | vs. Kansas State | L, 73-71 (OT) |
| 11/22/07 | 20 / 19 | vs. Villanova | L, 76-68 |
| 1/31/07 | 11 / 12 | Memphis | L, 87-65 |
| 1/28/06 | 3 / 3 | at Memphis | L, 94-61 |
| 1/3/06 | 19 / 21 | at Kentucky | L, 59-51 |
| 12/3/05 | 11 / 11 | at Florida | L, 80-47 |
| 3/18/05 | 13 / 14 | vs. UConn | L, 77-71 |
| 3/19/04 | 9 / 8 | vs. Pittsburgh | L, 53-44 |
| 12/4/03 | 2 / 2 | vs. Florida | L, 59-39 |
| 12/12/02 | 25 / NR | Coll. of Charleston | W, 82-64 |
| 11/19/99 | 25 / 24 | Miami | L, 81-54 |
| 11/27/98 | 7 / 9 | at Michigan State | L, 87-64 |
| 3/14/96 | 1 / 2 | vs. UMass | L, 92-70 |
| 12/19/95 | 18 / 19 | at Georgia | L, 103-54 |
| 3/17/94 | 3 / 5 | vs. Purdue | L, 98-67 |
| 12/7/91 | 5 / 5 | at North Carolina | L, 101-72 |
| 12/2/89 | 12 / 10 | at North Carolina | L, 92-42 |
| 12/28/88 | 10 / 12 | vs. Florida State | L, 97-64 |
| 11/25/88 | 17 / 18 | at Florida State | L, 133-79 |
| 11/27/84 | 17 / NR | at Arkansas | L, 59-45 |

*indicates win vacated by the NCAA, not counted towards total record

Overall record indicates combined AP and Coaches record even if opponent wasn't ranked in both polls

Record Breakdown vs. Ranked Teams

| No. 1 | Top 5 | Top 10 | Top 25 |
|-------|-------|---------|--------|
| 0-4 | 2-43 | 3-25 | 11-70* |
| Home | Away | Neutral | |
| 7-19 | 3-34 | 1-17* | |

* indicates win vacated by the NCAA (12/1/00) already subtracted from total W-L count

Records from each No. 1, Top 5, 10 and 25 are added and represented in the following column. Don't add each respective column!

KNIGHT NOTES (CONT.)



GAME-BY-GAME LEAD/DEFICIT

| Date | Opponent | Result | Largest Lead | Largest Deficit | Time Led | Time Trailed | Lead Changes |
|---------|-------------------|-----------|----------------|-----------------|----------|--------------|--------------|
| Nov. 3 | Hofstra | W, 82-78 | 9 (1st, 1:08) | 9 (1st, 11:30) | 26:01 | 11:13 | 10 |
| Nov. 8 | Vanderbilt | L, 105-93 | 3 (1st, 19:15) | 27 (2nd, 13:51) | 1:04 | 36:59 | 3 |
| Nov. 11 | Florida A&M | | | | | | |
| Nov. 14 | Texas A&M | | | | | | |
| Nov. 17 | Oakland | | | | | | |
| Nov. 20 | vs. Pitt | | | | | | |
| Nov. 25 | Quinnipiac | | | | | | |
| Nov. 29 | VMI | | | | | | |
| Dec. 7 | Tarleton State | | | | | | |
| Dec. 17 | Mercer | | | | | | |
| Dec. 20 | FGCU | | | | | | |
| Dec. 23 | Florida Atlantic | | | | | | |
| Jan. 3 | Kansas | | | | | | |
| Jan. 5 | #7/7 Kansas | | | | | | |
| Jan. 6 | at Oklahoma State | | | | | | |
| Jan. 11 | Cincinnati | | | | | | |
| Jan. 14 | at Kansas State | | | | | | |
| Jan. 17 | Arizona | | | | | | |
| Jan. 20 | at Iowa State | | | | | | |
| Jan. 24 | at Colorado | | | | | | |
| Jan. 27 | Arizona State | | | | | | |
| Jan. 31 | Texas Tech | | | | | | |
| Feb. 4 | at Houston | | | | | | |
| Feb. 8 | at Cincinnati | | | | | | |
| Feb. 14 | West Virginia | | | | | | |
| Feb. 17 | TCU | | | | | | |
| Feb. 21 | at Utah | | | | | | |
| Feb. 24 | at BYU | | | | | | |
| Feb. 28 | Baylor | | | | | | |
| March 3 | Oklahoma State | | | | | | |
| March 8 | at West Virginia | | | | | | |

STAT LEADER/DOUBLE-DOUBLE TRACKER

| # | Name | Leading Scorer | Leading Rebounder | Assists Leader | Steals Leader | Blocks Leader | 10+ Points | 20+ Points | 30+ Points | 10+ Rebounds | Double-Double Points & Reb. | Double-Double Points & Ast. |
|----|-----------------------|----------------|-------------------|----------------|---------------|---------------|--------------|--------------|--------------|--------------|-----------------------------|-----------------------------|
| | | 25-26 Career | 25-26 Career | 25-26 Career | 25-26 Career | 25-26 Career | 25-26 Career | 25-26 Career | 25-26 Career | 25-26 Career | 25-26 Career | 25-26 Career |
| 0 | Jeremy Foumena | - | - | - | - | 1 | - | - | - | - | - | - |
| 1 | Themus Fuls | - | - | 1 | - | - | 1 | - | - | - | - | - |
| 2 | Riley Kugel | 2 | - | - | 1 | - | 2 | 1 | - | - | - | - |
| 3 | George Beale Jr. | - | - | - | - | - | - | - | - | - | - | - |
| 4 | Jamichael Stillwell | - | 1 | - | 1 | - | 2 | - | - | - | - | - |
| 5 | Kris Parker | - | - | - | - | - | - | - | - | - | - | - |
| 7 | John Bol | - | - | - | - | - | - | - | - | - | - | - |
| 9 | Elijah Hulsewe | - | - | - | - | - | - | - | - | - | - | - |
| 11 | Carmelo Pacheco | - | - | - | - | - | - | - | - | - | - | - |
| 22 | Chris Johnson | - | - | 1 | - | - | 1 | - | - | - | - | - |
| 24 | Zach Johnson | - | - | - | - | - | - | - | - | - | - | - |
| 30 | Tanner Jones | - | - | - | - | - | - | - | - | - | - | - |
| 33 | Poohpha Warakulnukroh | - | - | - | - | - | - | - | - | - | - | - |
| 35 | Devan Cambridge | - | - | - | - | 1 | 1 | - | - | - | - | - |
| 99 | Jordan Burks | - | 1 | - | - | 2 | 1 | - | - | - | - | - |

2025-26 TEAM SUPERLATIVES

| UCF High | UCF Low | Category | Opponent High | Opponent Low |
|-----------------------------|-------------------|-------------------------------------|-----------------------------|-------------------|
| 9, Hofstra (1st, 1:08) | N/A | Largest Lead | 27, Vanderbilt (2nd, 13:51) | N/A |
| 27, Vanderbilt (2nd, 13:51) | N/A | Largest Deficit | 4, Hofstra | N/A |
| 9, Hofstra | N/A | Largest Deficit in a Win | 3, Vanderbilt | N/A |
| 3, Vanderbilt | N/A | Largest Lead in a Loss | 9, Hofstra | N/A |
| 4, Hofstra | N/A | Largest Halftime Lead | 16, Vanderbilt | N/A |
| N/A | N/A | Largest Halftime Deficit | 4, Hofstra | N/A |
| N/A | N/A | Largest Halftime Deficit Overcome | | N/A |
| 4, Hofstra | | Largest Margin of Victory | 12, Vanderbilt | |
| 12, Vanderbilt | | Largest Margin of Defeat | 4, Hofstra | |
| 93, Vanderbilt | 82, Hofstra | Points Scored | 105, Vanderbilt | 78, Hofstra |
| 31, Vanderbilt | 26, Hofstra | Field Goals Made | 38, Vanderbilt | 26, Hofstra |
| 58, Vanderbilt | 56, Hofstra | Field Goals Attempted | 68, Vanderbilt | 62, Hofstra |
| 53.4%, Vanderbilt | 46.4%, Hofstra | Field Goal Percentage | 53.4%, Vanderbilt | 41.9%, Hofstra |
| 9, Vanderbilt | 8, Hofstra | 3-Point Field Goals Made | 14, Vanderbilt | 5, Hofstra |
| 20, Hofstra | 16, Vanderbilt | 3-Point Field Goals Attempted | 36, Vanderbilt | 22, Hofstra |
| 56.3%, Vanderbilt | 40%, Hofstra | 3-Point Field Goal Percentage | 38.9%, Vanderbilt | 22.7%, Hofstra |
| 22, Hofstra & Vanderbilt | | Free Throws Made | 21, Hofstra | 15, Vanderbilt |
| 36, Hofstra | | Free Throws Attempted | 24, Hofstra | 17, Vanderbilt |
| 78.6%, Vanderbilt | 61.1%, Hofstra | Free Throw Percentage | 87.5%, Hofstra | 88.2%, Vanderbilt |
| 16, Hofstra | 8, Vanderbilt | Offensive Rebounds | 13, Hofstra | 9, Vanderbilt |
| 24, Hofstra | 21, Vanderbilt | Defensive Rebounds | 20, Vanderbilt | 18, Hofstra |
| 40, Hofstra | 29, Vanderbilt | Total Rebounds | 31, Hofstra | 29, Vanderbilt |
| 20, Hofstra | 19, Vanderbilt | Fouls | 28, Hofstra | 25, Vanderbilt |
| 16, Hofstra & Vanderbilt | | Assists | 18, Vanderbilt | 16, Hofstra |
| 16, Hofstra | 12, Vanderbilt | Turnovers | 12, Hofstra | 6, Vanderbilt |
| 12, Hofstra | 6, Vanderbilt | Turnovers Forced | 16, Hofstra | 12, Vanderbilt |
| 2, Hofstra | | Steals | 7, Hofstra & Vanderbilt | |
| 3, Hofstra | 1, Vanderbilt | Blocked Shots | 4, Hofstra | 3, Vanderbilt |
| 42, Vanderbilt | 30, Hofstra | Points in Paint | 44, Vanderbilt | 36, Hofstra |
| 13, Hofstra | 2, Vanderbilt | Points off Turnovers | 21, Hofstra | 20, Vanderbilt |
| 18, Hofstra | 12, Vanderbilt | 2nd Chance Points | 17, Vanderbilt | 9, Hofstra |
| 14, Hofstra | 13, Vanderbilt | Fast Break Points | 18, Vanderbilt | 13, Hofstra |
| 45, Vanderbilt | 13, Hofstra | Bench Points | 40, Vanderbilt | 19, Hofstra |
| 36, Hofstra & Vanderbilt | | Points - First Half | 52, Vanderbilt | 32, Hofstra |
| 50%, Hofstra | 44.8%, Vanderbilt | Field Goal Percentage - First Half | 61.3%, Vanderbilt | 35.3%, Hofstra |
| 57, Vanderbilt | 46, Hofstra | Points - Second Half | 53, Vanderbilt | 46, Hofstra |
| 50%, Vanderbilt | 43.3%, Hofstra | Field Goal Percentage - Second Half | 51.4%, Vanderbilt | 50%, Hofstra |
| N/A | | Points - Overtime | N/A | |
| N/A | | Field Goal Percentage - Overtime | N/A | |

TEAM STREAKS

Overall: Lost 1
Home: Lost 1
Away: Lost 7
Neutral: Lost 1

Big 12: Lost 1
Big 12 Home: Won 3
Big 12 Away: Lost 7

Regular Season Non-Con: Lost 1
Regular Season Non-Con Home: Lost 1
Regular Season Non-Con Away: Lost 2
Regular Season Non-Con Neutral: Won 1

vs. AP Top Five: Lost 3
vs. AP Top 10: Lost 7
vs. AP Top 25: Lost 6
vs. Unranked: Lost 1

Game Ends in Any Overtime: Won 1
Game Ends in One Overtime: Won 1
Game Ends in Double Overtime: Won 1
Game Ends in Triple Overtime: Lost 1

Leading at Half: Won 5
Trailing at Half: Lost 2
Tied at Half: Research Ongoing

OVERTIME INFO

Overall: 30-47, Lost 2
Under Dawkins: 7-6
Big 12: 0-0

Last Any OT Game: 4/5/25, vs. Villanova, Win 104-98, OT
Last 101 Game: 4/5/25, vs. Villanova, Win 104-98, OT
Last 201 Game: 1/11/23, Memphis; Win 107-104, 2OT
Last 301 Game: 11/24/24, vs. LSU; Loss 109-102, 3OT
Last 4+OT Game: Never



UCF'S RECORD WHEN...

| Category | Season | B12 | w/Dawkins |
|---|----------|----------|--------------|
| Win the tip..... | 1-1..... | 0-0..... | Research TBD |
| Lose the tip..... | 0-0..... | 0-0..... | Research TBD |
| Home games..... | 1-1..... | 0-0..... | 107-41 |
| Away games..... | 0-0..... | 0-0..... | 39-63 |
| Neutral site games..... | 0-0..... | N/A..... | 23-17 |
| vs. Top 25 teams..... | 0-0..... | 0-0..... | 9-34 |
| Lead at Halftime..... | 1-0..... | 0-0..... | 127-24 |
| Trail at Halftime..... | 0-1..... | 0-0..... | 37-94 |
| Tied at Halftime..... | 0-0..... | 0-0..... | 4-3 |
| In Overtime..... | 0-0..... | 0-0..... | 7-6 |
| Lead with 10:00 remaining..... | 0-0..... | 0-0..... | 139-18 |
| Trail with 10:00 remaining..... | 0-1..... | 0-0..... | 23-98 |
| Tied with 10:00 remaining..... | 1-0..... | 0-0..... | 7-5 |
| Lead with 5:00 remaining..... | 1-0..... | 0-0..... | 145-8 |
| Trail with 5:00 remaining..... | 0-1..... | 0-0..... | 18-109 |
| Tied with 5:00 remaining..... | 0-0..... | 0-0..... | 6-5 |
| Lead with 2:00 remaining..... | 1-0..... | 0-0..... | 149-7 |
| Trail with 2:00 remaining..... | 0-1..... | 0-0..... | 17-111 |
| Tied with 2:00 remaining..... | 0-0..... | 0-0..... | 3-3 |
| Score Fewer than 50 Points..... | 0-0..... | 0-0..... | 1-10 |
| Score 50-59 Points..... | 0-0..... | 0-0..... | 9-33 |
| Score 60-69 Points..... | 0-0..... | 0-0..... | 42-43 |
| Score 70-79 Points..... | 0-0..... | 0-0..... | 70-23 |
| Score 80-89 Points..... | 1-0..... | 0-0..... | 35-7 |
| Score 90+ Points..... | 0-1..... | 0-0..... | 13-5 |
| Opponent Scores Fewer than 50 Points..... | 0-0..... | 0-0..... | 20-2 |
| Opponent Scores 50-59 Points..... | 0-0..... | 0-0..... | 52-6 |
| Opponent Scores 60-69 Points..... | 0-0..... | 0-0..... | 57-35 |
| Opponent Scores 70-79 Points..... | 1-0..... | 0-0..... | 28-39 |
| Opponent Scores 80-89 Points..... | 0-0..... | 0-0..... | 9-26 |
| Opponent Scores 90+ Points..... | 0-1..... | 0-0..... | 3-13 |
| Shoot Under 30 Percent..... | 0-0..... | 0-0..... | 1-7 |
| Shoot 30-39 Percent..... | 0-0..... | 0-0..... | 25-58 |
| Shoot 40-49 Percent..... | 1-0..... | 0-0..... | 90-51 |
| Shoot 50+ Percent..... | 0-1..... | 0-0..... | 53-5 |
| Opponent Shoots Under 30 Percent..... | 0-0..... | 0-0..... | 15-1 |
| Opponent Shoots 30-39 Percent..... | 0-0..... | 0-0..... | 81-17 |
| Opponent Shoots 40-49 Percent..... | 1-0..... | 0-0..... | 63-78 |
| Opponent Shoots 50+ Percent..... | 0-1..... | 0-0..... | 10-25 |
| Outrebound Opponent..... | 1-0..... | 0-0..... | 118-44 |
| Outrebounded by Opponent..... | 0-0..... | 0-0..... | 41-74 |
| Rebounds equal..... | 0-1..... | 0-0..... | 10-3 |
| Commit fewer turnovers..... | 0-0..... | 0-0..... | 81-44 |
| Commit more turnovers..... | 1-1..... | 0-0..... | 74-66 |
| Turnovers equal..... | 0-0..... | 0-0..... | 14-11 |
| Outscore opponent's bench..... | 0-1..... | 0-0..... | 97-50 |
| Opponent bench scores more..... | 1-0..... | 0-0..... | 70-70 |
| Games Decided by 1-5 Points..... | 1-0..... | 0-0..... | 48-41 |
| Games Decided by 6-10 Points..... | 0-0..... | 0-0..... | 37-30 |
| Games Decided by 11-19 Points..... | 0-1..... | 0-0..... | 51-38 |
| Games Decided by 20+ Points..... | 0-0..... | 0-0..... | 33-12 |
| Wearing white..... | 1-1..... | 0-0..... | |
| Wearing black..... | 0-0..... | 0-0..... | |
| Wearing SpaceU..... | 0-0..... | 0-0..... | 2-3 |
| November..... | 1-1..... | N/A..... | 39-15 |
| December..... | 0-0..... | N/A..... | 43-12 |
| January..... | 0-0..... | 0-0..... | 28-33 |
| February..... | 0-0..... | 0-0..... | 32-34 |
| March..... | 0-0..... | 0-0..... | 22-22 |
| April..... | 0-0..... | 0-0..... | 3-1 |
| Monday..... | 1-0..... | 0-0..... | 11-3 |
| Tuesday..... | 0-0..... | 0-0..... | 22-11 |
| Wednesday..... | 0-0..... | 0-0..... | 40-23 |
| Thursday..... | 0-0..... | 0-0..... | 19-13 |
| Friday..... | 0-0..... | 0-0..... | 12-10 |
| Saturday..... | 0-1..... | 0-0..... | 40-38 |
| Sunday..... | 0-0..... | 0-0..... | 26-23 |

THE LAST TIME...

| Category | UCF | Opponent |
|--|---|--|
| Scored 100..... | 104 vs. Villanova (4/5/25) | 105 vs. Vanderbilt (11/8/25) |
| Scored 110..... | 115 vs. West Florida (11/12/10) | 127 vs. Southern (2/24/93) |
| Scored 120..... | 130 vs. Florida Tech (1/23/80) | 127 vs. Southern (2/24/93) |
| Scored under 40..... | 38 vs. #11 Cincinnati (1/16/18) | 37 vs. Western Illinois (11/14/22) |
| Scored under 50..... | 48 vs. #7 Kansas (1/5/25) | 44 vs. Bethune-Cookman (12/29/23) |
| Led by 40+ points..... | 44 vs. Bethune-Cookman (12/29/23) | 51 vs. #7 Kansas (1/5/25) |
| Won by 30..... | 44 vs. Bethune-Cookman (12/29/23) | 51 vs. #7 Kansas (1/5/25) |
| Won by 40..... | 44 vs. Bethune-Cookman (12/29/23) | 51 vs. #7 Kansas (1/5/25) |
| Won by 50..... | 54 vs. West Florida (11/12/10) | 51 vs. #7 Kansas (1/5/25) |
| Scored 50 in the 1st half..... | 51 vs. Tulsa (2/11/23) | 52 vs. Vanderbilt (11/8/25) |
| Scored 50 in the 2nd half..... | 57 vs. Vanderbilt (11/8/25) | 53 vs. Vanderbilt (11/8/25) |
| Scored 60 points or fewer in win..... | 52-45 vs. Wichita State (12/28/22) | 60-52 vs. #8 Iowa State (3/2/24) |
| Scored 90 points or more in loss..... | 105-93 vs. Vanderbilt (11/8/25) | 104-98 vs. Villanova (01) (4/5/25) |
| Made 40 FG..... | 40 at Marshall (2/27/10) | 42 vs. #7 Kansas (1/5/25) |
| Attempted 80 FG..... | 91 vs. LSU (11/24/24) | 83 vs. #7 Kansas (1/5/25) |
| Shot 50% or better from the field..... | 31-58 (53.4%) vs. Vanderbilt (11/8/25) | 38-68 (55.9%) vs. Vanderbilt (11/8/25) |
| Shot 60% or better from the field..... | 29-48 (60.4%) vs. Temple (1/2/19) | 33-51 (64.7%) vs. Cincinnati (2/25/15) |
| Shot under 30% from the field..... | 14-68 (20.6%) vs. #7 Kansas (1/5/25) | 23.5% vs. Cal St. Fullerton (11/16/23) |
| Made 12 3-pt FG..... | 15 vs. Villanova (4/5/25) | 14 vs. Vanderbilt (11/8/25) |
| Made 15 3-pt FG..... | 15 vs. Villanova (4/5/25) | 16 vs. Tulane (1/14/15) |
| Shot 50% or better from 3-pt line..... | 9-16 (56.3%) vs. Vanderbilt (11/8/25) | 12-24 (50%) at Arizona State (1/14/25) |
| Shot 60% or better from 3-pt line..... | 12-20 (60.0%) vs. Michigan (12/30/21) | 9-13 (69.2%) vs. UConn (2/11/17) |
| Didn't make a 3-pt FG..... | 0-14 at #6 Cincinnati (2/6/18) | 0-23 vs. UAB (1/9/13) |
| Attempted 30 3-pt FG..... | 35 vs. Villanova (4/5/25) | 36 vs. Vanderbilt (11/8/25) |
| Made 30 FT..... | 31 at Oklahoma State (2/19/25) | 32 vs. Villanova (4/5/25) |
| Made 35 FT..... | 36 vs. Bethune Cookman (12/22/15) | 40 at #19 BYU (2/13/24) |
| Attempted 40 FT..... | 40 vs. Villanova (4/5/25) | 40 at #19 BYU (2/13/24) |
| Attempted 50 FT..... | 56 vs. FAU (12/15/93) | 67 at Marshall (2/27/10) |
| Made 5 or less free throws..... | 5-for-6 vs. Nebraska (4/6/25) | 4-for-9 vs. Tarleton St. (12/8/24) |
| Shot 100% on FTs (min. 10 att.)..... | 11-for-11 at Michigan (12/6/20) | 13-for-13 vs. California Baptist (12/1/24) |
| Shot 40% or worse on FTs..... | 1-for-7 vs. #18 Baylor (1/31/24) | 6-for-18 vs. Memphis (1/12/22) |
| Had 50 rebounds..... | 50 vs. Oklahoma State (3/5/25) | 52 at Colorado (2/15/25) |
| Had 60 rebounds..... | 69 vs. West Florida (12/17/93) | 63 vs. #7 Kansas (1/5/25) |
| Had 20+ offensive rebounds..... | 20 at Arizona (1/11/25) | 22 vs. #7 Kansas (1/5/25) |
| Had 5 or less offensive rebounds..... | 5 vs. Jacksonville (12/21/24) | 4 at Texas (1/17/24) |
| Had 25 assists..... | 28 vs. Tulsa (2/11/23) | 30 vs. #7 Kansas (1/5/25) |
| Had 30 assists..... | 30 vs. Campbell (2/28/04) | 30 vs. #7 Kansas (1/5/25) |
| Had 15 steals..... | 15 vs. LSU (11/24/24) | 16 at Cincinnati (2/4/23) |
| Had 20 steals..... | 22 vs. Navy (12/6/03) | 20 at Memphis (2/1/21) |
| Had 10 blocks and 10 steals..... | 13 blocks and 10 steals vs. UIC (12/5/15) | - |
| Had 10 blocks..... | 10 vs. #13 Texas A&M (11/4/24) | 12 vs. #7 Kansas (1/5/25) |
| Had 14 blocks..... | 14 vs. Temple (3/12/14) | 15 vs. St. John's (11/26/17) |
| Didn't record a block..... | vs. Tennessee Tech (11/19/24) | at Baylor (2/8/25) |
| Committed 5 or less turnovers..... | 5 vs. Tulsa (12/14/24) | 4 vs. SMU (2/24/19) |
| Committed 20+ turnovers..... | 20 at Oklahoma State (2/19/25) | 22 vs. Colorado (1/8/25) |
| Won an OT game..... | 104-98 vs. Villanova (4/5/25) | 98-94 vs. Kansas (3/12/24) |
| Lost an OT game..... | 98-94 vs. Kansas (3/12/24) | 104-98 vs. Villanova (4/5/25) |
| Multiple OT game..... | 30T, 109-102 vs. LSU (11/24/24) | - |
| Made Game-Winning Buzzer Beater..... | 69-66 vs. ECU (2/20/22) | 68-66 vs. Missouri (12/17/22) |

THE LAST TIME A UCF PLAYER...

| | | | |
|-------------------------------------|---|--|--|
| Scored 25 pts..... | 25, Riley Kugel vs. Vanderbilt (11/8/25) | Attempted 15 3-pt FG..... | 15, Darius Johnson at West Virginia (2/20/24) |
| Scored 30 pts..... | 42, Darius Johnson vs. Villanova (4/5/25) | Attempted 20 3-pt FG..... | 21, Matt Williams vs. South Florida (1/17/17) |
| Scored 35 pts..... | 42, Darius Johnson vs. Villanova (4/5/25) | Made 10 FT..... | 10, Themus Fuls vs. Hofstra (11/3/25) |
| Scored 40 pts..... | 42, Darius Johnson vs. Villanova (4/5/25) | Made 15 FT..... | 17, Darius Johnson vs. Villanova (4/5/25) |
| Two players score 20 pts..... | vs. Kansas (3/12/25) | Attempted 15 FT..... | 20, Darius Johnson vs. Villanova (4/5/25) |
| Two players score 25 pts..... | Keyshawn Hall (25), Darius Johnson (22) vs. Michigan (12/30/21) | Attempted 20 FT..... | 20, Darius Johnson vs. Villanova (4/5/25) |
| Three players score 20 pts..... | Darin Green Jr. (27), Brandon Mahan (26) vs. LSU (11/24/24) | Had 15 rebounds..... | 19, Ibrahimia Diallo vs. #18 BYU (1/13/24) |
| Five players score 10 pts..... | Darius Johnson (25), Keyshawn Hall (21), Jordan Ivy-Curry (20) vs. Villanova | Had 20 rebounds..... | 20, Tacko Fall vs. SMU (2/24/19) |
| Three reserves score 10 pts..... | vs. Bethune-Cookman (12/29/23) | Had 10 assists..... | 10, Darius Johnson vs. #18 Baylor (1/31/24) |
| Score 25+ points in 2 straight..... | Marchelus Avery (11), Antwann Jones (10) C.J. Walker (10) Darius Johnson | Had 12 assists..... | 13, Brandon Goodwin at Tulane (2/19/15) |
| Score 20+ points in 4 straight..... | 23 vs. Kansas St. (2/26/25); 20 at TCU (3/1/25); 36 vs. Oklahoma St. (3/5/25); 27 at West Virginia (3/8/25); 20 vs. Utah (3/11/25); 22 vs. Kansas (3/12/25) | Had 6 blocks..... | 8, Moustapha Thiam vs. Kansas State (2/26/25) |
| Score 20+ points in 5 straight..... | Darius Johnson | Had 8 blocks (program record)..... | 8, Moustapha Thiam vs. Kansas State (2/26/25) |
| Score 20+ points in 6 straight..... | Darius Johnson | Had 7 steals..... | 7, Darius Johnson vs. California Baptist (12/1/24) |
| Made 12 FG..... | 12, Jordan Ivy-Curry vs. Nebraska (4/6/25) | Had a double-double..... | Tyler Hendricks vs. Oregon State - 15 pts/10 reb. (4/1/25) |
| Made 15 FG..... | 15, Keith Clanton at ECU (1/12/13) | Two players had double-doubles..... | at TCU (3/1/25) |
| Made 20 FG..... | 23, Bo Clark vs. Florida Tech (1/17/79) | Keyshawn Hall - 14 points, 13 rebounds | |
| Attempted 20 FG..... | 22, Jordan Ivy-Curry vs. Nebraska (4/6/25) | Moustapha Thiam - 10 points, 10 rebounds | |
| Attempted 30 FG..... | 31, Jermaine Taylor vs. ECU (3/1/09) | Had a triple-double..... | Isaiah Sykes vs. East Carolina - 20 pts/16 reb/11 ast (2/9/13) |
| Made 5+ 3-point FG..... | 5, Riley Kugel vs. Hofstra (11/3/25) | Two UCF players had 5+ threes..... | at #11 Kansas (1/28/25) |
| Made 6+ 3-point FG..... | 7, Darius Johnson vs. Oklahoma State (3/5/25) | Keyshawn Hall (5-for-7) | |
| Made 7+ 3-point FG..... | 8, Darius Johnson vs. Milwaukee (11/27/24) | Darius Johnson (5-for-8) | |
| Made 10+ 3-point FG..... | 11, Matt Williams vs. South Florida (1/17/17) | Made a game winner with..... | Darius Johnson vs. Utah (2/23/25) |

team rankings in "The Last Time" section are via the AP poll

MEDIA QUICK GLANCE SHEET

projected starters noted with gold numbers

| | | | |
|--|-----------|--|--|
|  | 0 | JEREMY FOUMENA R-Jr. • C • 6-11 • 250 • Montreal, Quebec, Canada • Mississippi State GP/GS PPG APG RPG FG% 3FG% FT% 25-26 2/0 3.0 0.5 0.5 42.9% - - Career 39/0 4.2 0.36 2.7 50.7% 28.1% 39.6% Career Highs Pts: 16 Reb: 10 Ast: 4 Stl: 1 Blk: 2 | <ul style="list-style-type: none"> Saw action in nine outings for the Bulldogs Appeared in 28 games as a redshirt freshman at Rhode Island Averaged 5.3 points and 3.5 rebounds per game Fired a career-high 16 points against Wagner, going 8-14 from the field and tacking on seven rebounds Averaged a double-double during his high school senior season at Orangeville Prep |
|  | 1 | THEMUS FULKS 5th • G • 6-2 • 185 • Winston-Salem, N.C. • Milwaukee GP/GS PPG APG RPG FG% 3FG% FT% 25-26 2/2 10.0 6.0 2.0 36.4% - 85.7% Career 113/108 10.8 5.19 2.8 43.8% 28.0% 73.3% Career Highs Pts: 26 Reb: 7 Ast: 12 Stl: 6 Blk: 1 | <ul style="list-style-type: none"> Scored 16 points in his UCF debut vs. Hofstra on Nov. 3 Named Second Team All-Horizon League Scored double figures in 23 outings, logging 20 or more points on seven of those occasions Led the Panthers in scoring, averaging 14.6 points per outing to total 466 points on the campaign Started in all 32 outings for the Panthers |
|  | 2 | RILEY KUGEL Sr. • G • 6-5 • 210 • Orlando, Fla. • Mississippi State GP/GS PPG APG RPG FG% 3FG% FT% 25-26 1/1 19.0 3.0 4.0 46.7% 55.6% - Career 99/42 9.5 1.36 3.1 46.7% 34.4% 70.0% Career Highs Pts: 25 Reb: 9 Ast: 6 Stl: 6 Blk: 2 | <ul style="list-style-type: none"> Led the Knights in scoring with 19 points against Hofstra, marking his debut donning the Black and Gold Played in 33 games, earning the starting nod 14 times Averaged 9.3 points, 3.0 rebounds, 1.5 assists and 1.1 steals per game while managing a 43.3 field goal percentage Posted double figures in 17 games, including a duo of 22-point games Spent two seasons at Florida, playing in 65 games and earned SEC All-Freshman honors |
|  | 3 | GEORGE BEALE JR. Sr. • G • 6-5 • 210 • Suffolk, Va. • Hampton GP/GS PPG APG RPG FG% 3FG% FT% 25-26 2/0 3.0 0.5 0.5 50% - 40.0% Career 83/21 7.8 0.64 1.9 45.0% 38.7% 81.1% Career Highs Pts: 28 Reb: 14 Ast: 4 Stl: 5 Blk: 1 | <ul style="list-style-type: none"> Appeared in 33 games and started in 15 contests for Hampton Produced a career-high 28 points against Howard (2/1/25), while tying his career-high in made threes, with five Maintained an impressive 87.3 free throw percentage, sinking 48-of-55 from behind the foul line Spent his first two seasons at Norfolk State, where he played in 48 games Selected to the MEAC All-Rookie Team after averaging 4.4 points, 2.0 rebounds in his freshman campaign |
|  | 4 | JAMICHAEL STILLWELL Sr. • F • 6-8 • 225 • Atlanta, Ga. • Milwaukee GP/GS PPG APG RPG FG% 3FG% FT% 25-26 2/1 12.5 0.5 5.0 64.3% - 70.0% Career 33/30 13.0 1.33 10.4 47.5% 28.6% 57.0% Career Highs Pts: 26 Reb: 19 Ast: 4 Stl: 5 Blk: 2 | <ul style="list-style-type: none"> Registered 29 starts in 31 games played at Milwaukee Named a finalist for the 24-25 Riley Wallace award, presented annually to the most impactful transfer in DI Averaged a double-double, finishing with 13.0 points and 10.7 rebounds Ranked 11th in the NCAA for 16 double-doubles and fifth in offensive rebounds per game (3.97) Scored 10 points in his Knights debut vs. Hofstra (Nov. 3) |
|  | 5 | KRIS PARKER R-So. • G • 6-9 • 201 • Tallahassee, Fla. • Villanova GP/GS PPG APG RPG FG% 3FG% FT% 25-26 2/0 1.0 0.5 0.5 - - - Career 29/0 2.5 0.48 1.3 42.9% 20.0% 62.5% Career Highs Pts: 11 Reb: 5 Ast: 3 Stl: 2 Blk: 1 | <ul style="list-style-type: none"> Appeared in 27 games for the Wildcats, seeing action in all 11 non-conference games Averaged 10.0 minutes an outing, contributing 2.6 points per game and 1.4 rebounds per game Dropped a career-high 11 points against NJIT (11/8) and DePaul (1/4) Spent his first year at Alabama, where he redshirted Top 10 prospect in Florida's prep class of 2023, he averaged 24.8 points, 14.2 rebounds and 7.1 assists as a senior |
|  | 7 | JOHN BOL So. • C • 7-2 • 210 • Boma, South Sudan • Ole Miss GP/GS PPG APG RPG FG% 3FG% FT% 25-26 2/2 3.5 - 1.0 75.0% - 50.0% Career 19/2 1.4 0 0.9 68.8% - 50.0% Career Highs Pts: 7 Reb: 4 Ast: 0 Stl: 0 Blk: 2 | <ul style="list-style-type: none"> Posted a career-high 7 points in his UCF debut vs. Hofstra Appeared in 17 games as a freshman for the Rebels Ranked as the second-highest recruit in school history Listed as a consensus four-star recruit by On3, 247Sports, Rivals and ESPN Tabbed as a top recruit from Georgia by ESPN |
|  | 9 | ELIAH HULSEWE R-Jr. • C • 7-0 • 270 • Orlando, Fla. • Bethune-Cookman GP/GS PPG APG RPG FG% 3FG% FT% 25-26 2/0 - - - - - - Career 47/17 4.1 0.51 3.4 52.5% - 63.8% Career Highs Pts: 13 Reb: 13 Ast: 13 Stl: 2 Blk: 3 | <ul style="list-style-type: none"> Redshirted his junior season at UCF Spent two years at Bethune-Cookman, where he appeared in 45 games and earned the starting nod 17 times Shot 52.1% (50-for-96) from the field during his sophomore campaign Recorded a double-double against Trinity (FL) on (11/10) with 13 points and 11 rebounds Attended Windermere Prep before going to Hargrave Military Academy following high school graduation |
|  | 11 | CARMELO PACHECO Jr. • G • 6-5 • 190 • Harrisonburg, Va. • Mount St. Mary's GP/GS PPG APG RPG FG% 3FG% FT% 25-26 2/0 2.5 0.5 2.5 33.3% 20.0% - Career 56/50 10.4 1.7 2.3 46.9% 46.9% 80.3% Career Highs Pts: 28 Reb: 8 Ast: 6 Stl: 3 Blk: 1 | <ul style="list-style-type: none"> Started in all 30 games he appeared in for Mount St. Mary's Averaged 9.5 points, tallying a total of 284 points including a team-high 77 points from the long range Effective from the charity stripe, knocking down 31-of-38 to secure an 81.6 percent clip Spent his freshman season at UVA-Wise, where he appeared in 24 games for the Cavaliers One of 11 siblings |
|  | 22 | CHRIS JOHNSON Jr. • G • 6-5 • 196 • Houston, Texas • Stephen F. Austin GP/GS PPG APG RPG FG% 3FG% FT% 25-26 1/0 17.0 5.0 - 62.5% 75.0% 66.7% Career 21/0 3.2 0.76 0.8 47.3% 30.4% 72.7% Career Highs Pts: 17 Reb: 6 Ast: 5 Stl: 1 Blk: 1 | <ul style="list-style-type: none"> Played in three games for the Lumberjacks, averaging 10.7 points and 4.0 rebounds Spent his freshman year at Texas, where he saw action in 17 games Shot an impressive 42.1% from the floor, earning 18 points on the campaign Listed as the 44th best recruit in the country by ESPN in the final Class of 2023 rankings Attended Montverde Academy his senior year, where he helped lead the Eagles to a 23-3 record |
|  | 24 | ZACH JOHNSON Fr. • G • 6-6 • 205 • Southern Pines, N.C. • IV Greatness Academy GP/GS PPG APG RPG FG% 3FG% FT% 25-26 Career Career Highs Pts: Reb: Ast: Stl: Blk: | <ul style="list-style-type: none"> Played for IV Greatness Academy during high school Averaged 30 points, six rebounds and five assists per game |
|  | 30 | TANNER JONES Fr. • G • 6-4 • 190 • Memphis, Tenn. • IMG Academy GP/GS PPG APG RPG FG% 3FG% FT% 25-26 Career Career Highs Pts: Reb: Ast: Stl: Blk: | <ul style="list-style-type: none"> Spent his senior season at IMG Academy in Bradenton, Fla. and spent the first three years at Campbell Hall (Calif.) Jones' father, Dahntay Jones, was selected 20th overall in the 2003 NBA Draft by the Boston Celtics before being traded to the Memphis Grizzlies His father also spent time playing under head coach Johnny Dawkins from 2001-03, where then-associate coach Dawkins trained Jones and others at Duke University |
|  | 33 | POOHPA WARAKULNUKROH R-Sr. • G • 5-11 • 177 • Bangkok, Thailand • Montverde Academy GP/GS PPG APG RPG FG% 3FG% FT% 24-25 4/0 0.0 0.3 0.5 0% 0% 0% Career 17/0 0.8 0.3 0.2 44.4% 66.7% 50.0% Career Highs Pts: 4 Reb: 1 Ast: 1 Stl: 1 Blk: 1 | <ul style="list-style-type: none"> Born in Bangkok, Thailand, he served as a student manager for the men's basketball program in his first season Earned his first career steal against California Baptist (Dec. 1) in his first game played in the 2024-2025 season Tailed an assist and a rebound in UCF's 85-58 victory over TCU |
|  | 35 | DEVAN CAMBRIDGE 6th • F • 6-6 • 210 • Nashville, Tenn. • Texas Tech GP/GS PPG APG RPG FG% 3FG% FT% 25-26 2/1 9.5 1.5 5.5 54.5% 25.0% 50% Career 143/79 7.2 .62 3.8 44.4% 29.2% 61.4% Career Highs Pts: 26 Reb: 11 Ast: 3 Stl: 3 Blk: 5 | <ul style="list-style-type: none"> Spent the last two seasons at Texas Tech, where he played in 14 games total (6 last year then 8) before suffering season-ending injury Started in 34 of the 35 games he played in at Arizona State (22-23), averaging 26.7 minutes per game Played alongside his brother at Arizona State, Desmond signed to play for Toronto in the NBA Summer League Spent his first three seasons at Auburn, playing in 91 games for the Tigers |
|  | 99 | JORDAN BURKS Jr. • F • 6-9 • 205 • Decatur, Ala. • Georgetown GP/GS PPG APG RPG FG% 3FG% FT% 25-26 2/2 12.0 - 4.5 50.0% 75.0% 87.5% Career 56/13 4.6 0.46 2.8 53.0% 38.9% 69.1% Career Highs Pts: 17 Reb: 13 Ast: 3 Stl: 2 Blk: 3 | <ul style="list-style-type: none"> Scored a career-high 17 points in his Knights' debut and recorded seven rebounds Saw action in all 34 games for the Hoyas, earning a starting spot on 11 occasions Scored in double-digits on nine occasions while maintaining a 52.1 shooting percentage from the field Also clocked a 68.4 percent clip from behind the charity stripe, connecting on 26-of-38 on the campaign Snagged a double-double that game as well, picking up another career-high 13 rebounds |



ADDITION FINANCIAL ARENA



The UCF men's and women's basketball programs have called the beautiful 10,000-seat Addition Financial Arena its home since the start of the 2007-08 season. Located in the heart of Knights Plaza on the expansive north side of campus, the state-of-the-art facility opened in the fall of 2007 to packed crowds at multiple events. Under the current configuration, the capacity for basketball games sits at 9,400.

Addition Financial Arena's unique design provides an intimate atmosphere for all students, alumni, fans and supporters, while creating an intimidating environment for opponents. With a raucous student section, dubbed the "Knightmare," Addition Financial Arena has quickly become one of the more formidable basketball facilities in the entire southeast. The design offers perfect sight lines for all fans, giving every spectator a spectacular view.

UCF's first year in the Big 12 Conference saw record attendance for the men's basketball teams, hosting a total of 134,000 fans over the 2023-24 season that saw the Knights host 19 home games, averaging just over 9,000 fans per league home contest. The inaugural Big 12 campaign also saw the introduction of palm fronds as a free throw distraction in the student section. The terms "Fear the Frond" and "Frond Warning" were born as Knight Nation helped cause opponents to make 10% less of their second-half free throws in Big 12 and postseason play.

The venue has sold out twice for UCF men's basketball games, the first being the Black and Gold's 2017 NIT Quarterfinal contest against Illinois, filling the seats with 10,011 fans. The second was the Knights' Big 12 Conference home opener against No. 3 Kansas on Jan. 10, 2024, as 9,469 fans piled through the turnstiles. Most of those fans piled out of the stands as both games ended in court stormings. UCF's 65-60 victory over the Jayhawks was the highest-ranked opponent that the Knights had defeated in program history.

Approximately 7,000 seats make up the lower bowl of Addition Financial Arena, with an additional 3,000 seats situated in the upper level. Club level seating is on the east side of the Arena, with exclusive access to the regal Black and Gold Club before, during and after each game. The addition of a courtside club on one of the baselines subtracted 600 seats from the lower bowl, making the current configuration for men's and women's basketball games a 9,400-fan capacity. The area, located floor-level in front of sections 101-103, offers great views of game action as well as access to top-notch food and beverage options.

The facility features 16 luxury boxes and suites, a club lounge, open concourse areas and numerous concession options. Fans benefit from a state-of-the-art audio and video system. The scoreboard located at center court features four video screens that show replays and player information with an LED ribbon board stretching around the bottom.

Patrons enter the building through a spacious lobby that has conveniently located concession and apparel stands.

Addition Financial Arena sits on the northern side of campus and is nestled in with UCF's other athletics facilities, including FBC Mortgage Stadium, The Venue, John Euliano Park and the UCF Soccer/Track Complex. FBC Mortgage Stadium also opened up during the same September week in 2007.

The arena is the centerpiece of an area that includes apartment-style dormitories with 2,000 total beds and about 100,000-square feet of retail space. Before and after games, fans can dine and shop at establishments like Barnes & Noble Bookstore, Burger U, Gringos Locos, Domino's, The Pop Parlour, Dunkin', Jimmy John's, Subway and Knightro's.

The neighboring retail area has room for 24 shops.

Addition Financial Arena also hosts premiere concerts along with UCF commencement ceremonies. The Central Florida Crusaders, expansion members of the National Indoor Soccer League, began fielding men's and women's teams in the venue for the 2022-23 season. The Orlando Valkyries of the Pro Volleyball Federation began playing their games in the arena in Jan. 2024.

The arena is located directly in front of UCF's old home, The Venue, which re-opened following a year of massive renovations to create a new home for the women's volleyball program as well as dedicated practice facilities for both the men's and women's basketball programs. The Knights played in the former 5,100-seat building from 1991-2007.

Construction on the new facility began in November of 2005. The arena was designed by HOK Sports and constructed by KUD International.

The arena officially opened on Sept. 8, 2007, with a Reba McEntire concert. The first UCF event at the new arena occurred on Sept. 28, 2007, when the UCF volleyball team hosted East Carolina. The first UCF men's basketball game was a 63-60 victory over Nevada on Nov. 11, 2007 while the first women's contest was on Nov. 9, 2007, in 72-57 loss to Texas Tech.



| | |
|------------------------|------------------------------|
| Capacity | 10,000 |
| Construction Began | November 2005 |
| Construction Completed | August 2007 |
| Design | HOK Sports |
| Construction | KUD International |
| Cost | \$80 million |
| Luxury Suites | 16 |
| Lower Level Seats | 5,598 |
| Upper Level Seats | 3,365 |
| Club Seats | 502 |
| Concession Stands | 7 |
| Points of Sale | 28 |
| Video Boards | 4 |
| First UCF Game | UCF 63, Nevada 60 (11/11/07) |

Highest Single-Game Home Attendance Records

| | | |
|-----|----------|--------------------------|
| 1. | 10,011 ^ | Illinois (3/22/17) |
| 2. | 9,825 | Memphis (1/10/09) |
| 3. | 9,669 ^ | Kansas (1/5/25) |
| 4. | 9,469 ^ | Kansas (1/10/24) |
| 5. | 9,460 | Marshall (1/13/10) |
| 6. | 9,392 | Iowa State (3/2/24) |
| 7. | 9,390 | Houston (3/6/24) |
| 8. | 9,387 | Oklahoma (2/3/24) |
| 9. | 9,383 | Houston (1/25/23) |
| 10. | 9,358 | Michigan (12/30/21) |
| 11. | 9,347 | Rice (1/22/11) |
| 12. | 9,343 | Florida State (11/13/13) |
| 13. | 9,152 | BYU (2/1/25) |
| 14. | 9,141 | Cincinnati (3/7/19) |
| 15. | 9,137 | BYU (1/13/24) |
| 16. | 9,094 | Marshall (1/5/11) |
| 17. | 9,014 | Houston (1/18/25) |
| 18. | 8,882 | West Virginia (1/23/24) |
| 19. | 8,808 | Texas A&M (11/4/24) |
| 20. | 8,734 | Memphis (1/18/12) |

^ - indicates sellout

Single-Season Home Attendance

| | | |
|----|--------------------------|---------|
| 1. | 136,833 (7,602/18 games) | 2024-25 |
| 2. | 134,240 (7,065/19 games) | 2023-24 |
| 3. | 121,036 (6,370/19 games) | 2010-11 |
| 4. | 97,297 (5,723/17 games) | 2011-12 |
| 5. | 90,466 (4,523/20 games) | 2012-13 |
| 6. | 90,067 (5,298/17 games) | 2013-14 |
| 7. | 89,664 (5,274/17 games) | 2022-23 |
| 8. | 88,378 (4,651/19 games) | 2016-17 |

Addition Financial Arena Record by Coaches

| Coach | Seasons | Addition Financial Record | Win Pct. |
|----------------|---------|---------------------------|--------------|
| Kirk Speraw | 3 | 34-13 / 12-13* | .723 / .480* |
| Donnie Jones | 6 | 74-33 / 59-33* | .692 / .641* |
| Johnny Dawkins | 10 | 107-40 | .728 |

*2008-09, 2009-10, 2010-11 victories vacated due to NCAA sanctions

Season-by-Season Record in Addition Financial Arena

| Season | Head Coach | Home Record |
|-------------------|-----------------------|--------------------------|
| 2007-08 | Kirk Speraw | 12-4 |
| 2008-09 | Kirk Speraw | 13-7 / 0-3* |
| 2009-10 | Kirk Speraw | 9-6 / 0-6* |
| 2010-11 | Donnie Jones | 15-4 / 0-4* |
| 2011-12 | Donnie Jones | 16-1 |
| 2012-13 | Donnie Jones | 15-5 |
| 2013-14 | Donnie Jones | 10-7 |
| 2014-15 | Donnie Jones | 10-8 |
| 2015-16 | Donnie Jones | 8-8 |
| 2016-17 | Johnny Dawkins | 15-3 |
| 2017-18 | Johnny Dawkins | 12-4 |
| 2018-19 | Johnny Dawkins | 15-2 |
| 2019-20 | Johnny Dawkins | 10-6 |
| 2020-21 | Johnny Dawkins | 6-3 |
| 2021-22 | Johnny Dawkins | 13-3 |
| 2022-23 | Johnny Dawkins | 11-6 |
| 2023-24 | Johnny Dawkins | 11-8 |
| 2024-25 | Johnny Dawkins | 13-5 |
| 2025-26 | Johnny Dawkins | 1-1 |
| 18 Seasons | 3 Head Coaches | 215-87 / 178-87* |
| | | .712 / .672 Win % |

*2008-09, 2009-10, 2010-11 victories vacated due to NCAA sanctions

UCF's Addition Financial Arena Winning Streaks

| G | Began | Ended | Coach | Team to End Streak |
|------|----------|----------|----------------|--------------------------|
| 16* | 2/12/11 | 1/28/12 | Donnie Jones | Southern Miss, 78-65 |
| 12** | 2/6/08 | 1/10/09 | Kirk Speraw | Memphis, 73-66 |
| 10 | 11/24/18 | 2/7/19 | Johnny Dawkins | No. 12 Houston, 77-68 |
| 10* | 11/12/10 | 1/19/11 | Donnie Jones | East Carolina, 68-61 |
| 8 | 11/4/24 | 1/5/25 | Johnny Dawkins | No. 7 Kansas, 99-48 |
| 7 | 2/14/17 | 11/30/17 | Johnny Dawkins | Missouri, 62-59 |
| 7 | 1/30/12 | 11/20/12 | Donnie Jones | Middle Tennessee, 75-61 |
| 7* | 3/7/09 | 12/30/09 | Kirk Speraw | Jacksonville, 61-51 |
| 6 | 12/4/22 | 1/25/23 | Johnny Dawkins | No. 3 Houston, 82-71 |
| 6 | 1/5/13 | 2/20/13 | Donnie Jones | Marshall, 82-70 |
| 6 | 11/17/13 | 12/31/13 | Donnie Jones | No. 10 Louisville, 90-65 |

*Streak is actually 11 due to five consecutive home wins at the end of the 2010-11 season being vacated via to NCAA sanctions

**Streak is actually four due to eight consecutive home wins to begin the 2008-09 season being vacated via to NCAA sanctions

*entire winning streak vacated due to NCAA sanctions



Johnny DAWKINS

Head Coach / 10th Season at UCF

UCF head men's coach Johnny Dawkins has built a particularly glossy college basketball playing and coaching catalogue—most recently including a 2025 induction to the Washington D.C.

Hall of Fame and the 2023 induction into the National Collegiate Basketball Hall of Fame and selection of a UCF player in the first round of the 2023 NBA Draft.

Dawkins' resume showcases:

- ◆ 17 seasons as a major-college head coach (the last nine at UCF), including 10 postseason berths and a pair of National Invitation Tournament titles
- ◆ Extensive player development, highlighted by Taylor Hendricks' selection in the first round of the 2023 NBA Draft after only a single season at UCF
- ◆ 10 additional previous seasons of experience as an assistant coach at Duke, including NCAA Championship appearances every year, an NCAA title in 2001 and seven Atlantic Coast Conference Tournament crowns
- ◆ A nine-year NBA career that included a career double-figure scoring average
- ◆ A collegiate playing career at Duke that featured national player-of-the-year recognition as a senior as the school's all-time top career scorer, later culminating with his 2023 National Collegiate Basketball Hall of Fame selection and 2025 Washington D.C. Sports Hall of Fame induction

In nine seasons at UCF, Dawkins has led the program to unprecedented heights, in the only eight-year stretch with four or more postseason appearances during the Division I era. He led the Knights to their first NCAA Championship victory in 2019. He's also responsible for producing UCF's first lottery pick after Taylor Hendricks was selected by the Utah Jazz with the ninth overall pick in the 2023 NBA Draft. In the deepest, most challenging league in college basketball, Dawkins led the Knights to seven victories in their inaugural season as members of the Big 12 Conference in 2023-24, earning a program record three ranked wins during the campaign.

Dawkins boasts nine wins over ranked opponents in his time at the helm of the Knights, accounting for over 80% of the team's wins over Associated Press top-25 teams in the program's history. The Knights led off the 2024-25 season with a win over #13 Texas A&M, marking the first of three tries in a season opener. UCF made a statement in its inaugural home Big 12 game on Jan. 10, 2024, beating No. 3 Kansas by five after trailing by 16 at one point during the contest. The Knights went on to earn additional ranked wins over No. 25 Oklahoma and No. 23 Texas Tech during the inaugural Big 12 slate, joining the 2018-19 season as the only other campaign with multiple wins over ranked opponents in a single season.

The Knights also earned a host of other impressive wins against top-25 foes, beating 15th-ranked Florida State in Tallahassee in 2020, the program's first victory over the Seminoles. The Knights recorded consecutive victories over No. 6 Houston and No. 19 Cincinnati during the 2018-19 regular-season run to the NCAA Championship, solidifying themselves in the field of 68. UCF defeated No. 24 Alabama in December 2017, after earning the first ranked win under Dawkins on Feb. 26, 2017, beating No. 15 Cincinnati 53-49. UCF cracked the AP poll on Mar. 4, 2019, for the first time since 2011, earning a ranking of 25th late in the regular season. It was the latest into a season that the Knights had been ranked. The home finale against Cincinnati in 2019 marked the first matchup of ranked teams at Addition Financial Arena.

Dawkins was named UCF's seventh head men's basketball coach on Mar. 23, 2016.

The 2019 NCAA Championship Run

The 2018-19 season was one to remember for Dawkins and the Knights, as he guided UCF to a No. 9 seed in the NCAA Championship, its highest seed in five all-time NCAA Championship appearances, and defeated eighth-seeded VCU 73-58 in first-round action.

UCF then came inches away from upsetting top overall seed Duke in the second round, ultimately falling 77-76 to fellow Hall of Famer and his former college coach Mike Krzyzewski, Zion Williamson and RJ Barrett as BJ Taylor's floater rimmed out and Aubrey Dawkins' tip-in barely missed at the buzzer.

The Knights were stellar down the stretch to secure their at-large NCAA Championship berth, winning on the road at No. 6/8 Houston to snap the Cougars' 33-game home win streak and topping No. 19/20 Cincinnati in Orlando. It marked the first time UCF had earned multiple victories over ranked opponents in the same season, and the Knights did it in back-to-back games.

Dawkins led UCF back to the NCAA Championship for the first time since 2005, and the first time as an at-large selection (with the previous four NCAA Championships as champions of the Atlantic Sun Conference Tournament in 1994, 1996, 2004 and 2005). He helped three individuals earn all-conference accolades from the American Athletic Conference in 2018-19, as UCF led the league with three honorees. BJ Taylor became

the first Knight to earn first-team AAC honors, while Aubrey Dawkins was named second team and Tacko Fall added third-team honors. It marked just the second time that the Knights put multiple student-athletes on the AAC all-conference teams and the ninth time in the program's Division I history that multiple Knights earned all-conference honors in the same season (dating back to the 1993-94 season). With two players on the three all-conference teams, only Houston had more players earn all-conference honors.

Following the end of the 2018-19 regular season, Dawkins was named a finalist for the Skip Prosser Man of the Year Award and the Ben Jobe National Coach of the Year Award.

UCF finished the year 24-9, tied for the fourth most wins in a season in program history. The Knights' 23 regular-season wins marked a record in UCF's Division I era. The team went 13-5 in AAC play, the team's most league wins since joining that conference, and earned the No. 4 seed in the conference tournament for the second time in three seasons.

Dominant Defense

Known for their defense under Dawkins, the Knights ranked 11th in the nation in field-goal percentage defense, holding opponents to just 39.4 percent shooting in the 2018-19 NCAA Championship run. UCF was also 27th in scoring defense, allowing 64.5 points per game that season.

Defense always has been a priority with UCF teams, as four of Dawkins' nine seasons with the Knights have seen the team finish inside the top 50 nationally in scoring defense, including two top-10 finishes. UCF ranked third in the nation in scoring defense in 2017-18, holding teams to 61.7 points per game and 40.1% shooting, slotting the team at the No. 10 spot in the country. Dawkins' first season with UCF in 2016-17 saw the team finish No. 1 in field-goal percentage defense, limiting foes to 36.5% from the field, and No. 6 in scoring defense, with opponents averaging 61.2 points per contest.

Despite making the jump to one of the nation's toughest leagues in college hoops, UCF held its own on the defensive side of the ball. The Knights led the Big 12 in blocks per game, averaging 5.0 per game, a top 20 mark nationally throughout the year. UCF also ranked in the top 25 in steals per game at 8.7 per contest. Although they finished just outside of the top 50 national rankings for scoring defense, the Knights often held opponents well below their season averages. UCF also posted its second-highest turnovers forced per game clip during the team's first run through the Big 12, finishing in the top 40 with a mark of 14.21.

Highly-Touted Hendricks

Taylor Hendricks qualified as UCF's top recruit in program history upon his arrival prior to the 2022-23 season. He came into college as a top-100 player in two of the three major recruit rankings, as ESPN pinned him No. 54 and Rivals had him at No. 87. Hendricks lived up to the hype on opening night, dropping a team-best 23 points in his collegiate debut and finishing the season with averages of 15.3 points and 6.9 rebounds.

Through plenty of work and coaching throughout the season, Hendricks quietly began to creep into mock drafts across the country. At season's end, Hendricks had achieved two career-high marks of 25 points and recorded five double-doubles. He was the nation's only player to make 60 or more three-pointers, tally 55 or more blocks and record 35 or more dunks. He was honored with a unanimous selection to the American Athletic Conference All-Rookie Team and was named second-team All-AAC.

Hendricks announced his intent to enter the NBA Draft on March 22, 2023, making him UCF's first one-and-done player. The freshman phenom later went on to become the Knights' first lottery pick as well as a first-round selection, going ninth to the Utah Jazz in the 2023 NBA Draft.

Enshrined in the College Basketball Hall of Fame

Dawkins was honored Aug. 30, 2023, as an inductee in the 18th class of the National Collegiate Basketball Hall of Fame. He was joined by former Duke coach Mike Krzyzewski, who was officially honored in the class of 2023 after initially being among the Hall of Fame's Founding Class in 2006.

Dawkins was inducted for his playing days as a Blue Devil and is one of the most decorated players in Duke history. He is regarded as a key early figure in the program's ascent to becoming a national power. From 1982-86, Dawkins piled up 2,556 points – a mark that stood as the school's scoring record until 2006 and remains second all-time. He was a two-time consensus All-American, a four-time All-ACC selection—and was recipient of the 1986 Naismith National Player of the Year award.

As a senior, Dawkins led Duke to the ACC regular-season and tournament titles, and an appearance in the NCAA National Championship game. The 10th overall pick by the Spurs in the 1986 NBA Draft, Dawkins saw action in nine professional seasons with the Spurs, 76ers and Pistons. He averaged 11.1 points and 5.5 assists through 541 career NBA games.

The Washington D.C. native was selected to be a part of the Washington D.C. Sports Hall of Fame Class of 2025. He was inducted for his playing days at Mackin Catholic High School, Duke and the NBA. He is considered one of the greatest players at the District's Mackin Catholic High School, where he earned All-America recognition before joining Duke.

The Washington D.C. Sports Hall of Fame marked the third Hall of Fame induction for Dawkins. His jersey was retired in 1996 as he was inducted into the Duke Athletics Hall of Fame. In 2023, he was an inductee in the 18th class of the National Collegiate Basketball Hall of Fame.

UCF Player Honors

Multiple players have earned conference and national honors under Dawkins' tenure. Tacko Fall earned a spot on the Lefty Driesell Defensive All-America team in 2016-17 and was named the American Athletic Conference Defensive Player of the Year. B.J. Taylor earned first-team All-AAC and NABC first-team All-District honors in 2018-19.

Seven nods to the All-AAC Team were awarded while the Knights were members of that league. An additional three All-Rookie Team honors were earned, all over the last three seasons. Taylor Hendricks earned second-team All-Conference honors as well as a unanimous nod to the All-Rookie Team in 2022-23, as well as tallying a record nine conference rookie-of-the-week accolades. Darius Johnson and Isaiah Adams preceded Hendricks in earning All-Rookie Team nods in 2021-22 and 2020-21, respectively. Aubrey Dawkins (2018-19) and Taylor (2016-17) are the other Knights who received All-AAC second-team honors, while Darin Green Jr. (2021-22), Brandon Mahan (2020-21), Darius Perry (2020-21) and Fall (2018-19) all were members of an AAC third team.

Johnson added to his decorated career as a Knight with an All-Big 12 Honorable Mention honor in UCF's first season in the Big 12 (2023-24). He was joined by fellow junior guard Jaylin Sellers and fifth-year forward Ibrahim Diallo on the honorable mention list. Keyshawn Hall and Johnson were both honored by the Big 12 Conference at the end of the 2024-25 season. Hall was named to the All-Big 12 Second Team and All-Newcomer Team while Johnson was tabbed as All-Big 12 Honorable Mention for the second consecutive season.

Postseason Pushes

On top of the NCAA Championship run in 2018-19, the Knights have punched three tickets to the NIT under Dawkins' direction, as he has led UCF to the postseason in five of his nine seasons at the helm of the Black and Gold. That number of postseason appearances is more than half of the SEC, ACC and Big Ten combined over that stretch.

COACHING EXPERIENCE

| | | |
|--------------|----------------|----------------------|
| 2016-present | UCF | Head Coach |
| 2008-16 | Stanford | Head Coach |
| 2000-08 | Duke | Associate Head Coach |
| 2006-08 | USA Basketball | Player Personnel |
| 1998-99 | Duke | Assistant Coach |

NBA EXPERIENCE

| | |
|---------|-------------------------------|
| 1994-95 | Detroit Pistons |
| 1989-94 | Philadelphia 76ers |
| 1986-89 | San Antonio Spurs |
| 1986 | Drafted, Spurs - 10th Overall |





The Black and Gold participated in the inaugural College Basketball Crown (2025), a 16-team tournament hosted in Las Vegas for a share of a pool of NIL prize money. Dawkins and company led the Knights to the championship game as they fell just short of earning a title, falling 77-66 to Nebraska.

UCF's most recent NIT bid saw the squad earn a No. 4 seed. In 2023, the Knights traveled to Gainesville, Florida, and handily beat Florida 67-49, UCF's first road victory against the Gators in program history. The Knights were the only team to hold Florida under 50 points all season. It was the sixth time that season UCF limited an opponent to 50 points or fewer. The Knights' run came to an end in their inaugural meeting with top-seeded Oregon in Eugene.

The 2016-17 season took UCF to New York's Madison Square Garden in Dawkins' first year at the helm of the Knights. UCF hosted its first NIT game, defeating Colorado for the program's first postseason win in an NIT or NCAA game. The Knights went on to defeat top-seeded Illinois State on the road, before coming home to the first sellout crowd at Addition Financial Arena and winning 68-58 over Illinois to earn a spot in the NIT semifinals. Under Dawkins' leadership, UCF led all NCAA Division I teams in defensive field-goal percentage, holding opponents to just 36.5 percent from the floor. The Knights were also sixth in the nation, allowing only 61.2 points per game, and gave up 45 or fewer points in four games over the course of the year. Dawkins was a finalist for both the Jim Phelan and Ben Jobe National Coach of the Year awards in his first season at UCF. Matt Williams set UCF records for three-pointers in a career, season and game, before signing a professional contract with the Miami Heat.

Notable Notes

In UCF's Dec. 11, 2021, win over North Carolina A&T, Dawkins picked up his 100th victory with the Knights, becoming the fastest coach in program history and just the third one to do so. He earned his 300th career victory in the Black and Gold's 74-63 win over No. 23 Oklahoma. Following the end of the 2023-24 season, Dawkins stands 148-103 all-time as head coach of the Knights, a winning percentage of .590, currently the second highest in program history and first during the Division I era, trailing only Torchy Clark's .755 mark.

In nine years, Dawkins has done a similarly successful job with his players in the classroom. With Dawkins at the helm, the Knights men's basketball program recorded an average semester team grade-point average over 3.0 for the first time in recorded history in 2018. Then the Knights did it again, setting a program record with an average semester GPA of 3.03 in spring 2019. Under Dawkins' watch, more than 45 nods have been earned by Knights on the AAC All-Academic team.

When Dawkins took over at UCF, the Knights had gone 12-18 the season before and hadn't finished above .500 since 2012-13. He led UCF to a 24-12 record in his first season at the helm, the sixth-best turnaround in the nation. With just seven scholarship players due to transfers and injuries, the Knights earned the fourth seed – their highest ever – in the American Athletic Conference Tournament, eventually falling to league champion SMU in the semifinals.

Stanford Stint

Stanford put together four 20-win seasons in Dawkins' tenure as head coach. He is only the second coach in Stanford history with at least four 20-win seasons. Stanford's success on the court came against some of the toughest schedules in the nation. During the 2015-16 season, the Cardinal faced the sixth-most difficult slate in the country—with a nation-leading 17 of Stanford's 30 games against RPI top-50 squads. Stanford's strength of schedule was rated in the top 50 each of his final four seasons, including two in the top 20, with an average rank of 27.75.

The Cardinal basketball program also excelled in the classroom during Dawkins' tenure, earning at least three Pac-12 All-Academic selections for five consecutive seasons and producing back-to-back Pac-12 Scholar-Athlete of the Year recipients (2014, 2015). Stanford also received annual national academic recognition, with three players earning National Association of Basketball Coaches (NABC) Honors Court status in 2015. The Cardinal were one of 20 NCAA Division I teams to earn an NABC Team Academic Excellence Award in 2016.

In 2012, Dawkins mentored Chasson Randle to become the consummate student-athlete. Randle finished that season as Stanford's all-time leading scorer and earned the program's initial first-team Academic All-America selection since 2006. Under Dawkins, Stanford recorded back-to-back perfect Academic Progress Rate (APR) scores of 1,000 in both the 2012-13 and 2013-14 reports.

Player development was also markedly improved at Stanford under Dawkins' tutelage. Four Cardinal players were selected in the NBA Draft following their collegiate careers—including 2014 first-round pick Josh Huestis.

Learning from a Legend

The Washington, D.C., native coached for 10 years under the legendary Mike Krzyzewski at Duke. During Dawkins' decade as a coach at Duke, the Blue Devils won a national championship (2001), tallied six ACC regular-season championships, recorded seven ACC Tournament titles and posted a 330-60 (.846) record. In four consecutive seasons from 1999-2002, Duke finished the regular season ranked No. 1 in both national polls, a first in college basketball history. Duke reached a No. 1 national ranking in seven of 10 seasons with Dawkins on the coaching staff.

While at Duke, he also served as the player personnel director for the USA Basketball Senior National Team from 2006-08.

COACHING RECORD

| Season | School | Record | Pct |
|---------------|-------------------|----------------|-------------|
| 2008-09 | Stanford | 20-14 | .588 |
| 2009-10 | Stanford | 14-18 | .438 |
| 2010-11 | Stanford | 15-16 | .484 |
| 2011-12 | Stanford | 26-11 | .703 |
| 2012-13 | Stanford | 19-15 | .559 |
| 2013-14 | Stanford | 23-13 | .639 |
| 2014-15 | Stanford | 24-13 | .649 |
| 2015-16 | Stanford | 15-15 | .500 |
| 2016-17 | UCF | 24-12 | .667 |
| 2017-18 | UCF | 19-13 | .594 |
| 2018-19 | UCF | 24-9 | .742 |
| 2019-20 | UCF | 16-14 | .533 |
| 2020-21 | UCF | 11-12 | .478 |
| 2021-22 | UCF | 18-12 | .600 |
| 2022-23 | UCF | 19-15 | .559 |
| 2023-24 | UCF | 17-16 | .515 |
| 2024-25 | UCF | 20-17 | .541 |
| 2025-26 | UCF | 1-1 | .500 |
| At UCF | 10 Seasons | 169-121 | .583 |
| Total | 18 Seasons | 325-236 | .579 |

COACHING HIGHLIGHTS

| | |
|---------|--|
| 2008-09 | CBI Semifinals |
| 2011-12 | NIT Champions |
| 2012-13 | NIT Second Round |
| 2013-14 | NCAA Sweet 16 |
| 2014-15 | NIT Champions |
| 2016-17 | NIT Semifinals |
| | Finalist for Jim Phelan National Coach of the Year |
| | Finalist for Ben Jobe National Coach of the Year |
| 2018-19 | Finalist for Skip Prosser Man of the Year |
| | Finalist for Ben Jobe National Coach of the Year |
| | NCAA Tournament |
| 2022-23 | NIT Second Round |
| 2023-24 | NIT First Round |
| 2024-25 | College Basketball Crown Finals |

COLLEGIATE CAREER

| | |
|---------|--------------------------------------|
| 1982-86 | Duke University |
| 1985-86 | Naismith National Player of the Year |
| | Consensus First Team All-America |
| | First Team All-ACC |
| | NCAA East Regional MVP |
| | ACC Tournament MVP |
| | Duke Team MVP |
| | Duke Co-Captain |
| 1984-85 | Consensus First Team All-America |
| | First Team All-ACC |
| | Duke Team MVP |
| 1983-84 | Second Team All-ACC |
| | Duke Team MVP |
| 1982-83 | Freshman All-America |
| | Second Team All-ACC |
| | Duke Team MVP |

THE DAWKINS FILE

| | |
|-------------|------------------|
| Hometown | Washington, D.C. |
| High School | Mackin Catholic |
| College | Duke, 1986 |

Decorated at Duke

Following a prolific high school career at Mackin Catholic High School in Washington, D.C. (McDonald's All-American and third-team Parade All-American), Dawkins made his way to Duke, where he would become one of the most decorated players to set foot in Durham, North Carolina.

He played for the Blue Devils from 1982-83 through 1985-86, earning consensus All-America honors twice (1985, 1986). Dawkins was also voted the 1986 Naismith National Player of the Year and named a Freshman All-American in 1983. During his collegiate career, he helped lead Duke to three NCAA Championship berths, including an NCAA title-game appearance in 1986. He was an All-ACC honoree all four seasons as a Blue Devil. Dawkins helped Duke win the 1986 ACC Tournament title in his senior season, claiming the MVP award in the process.

Dawkins finished his career as the school's all-time leading scorer and held that honor until 2006 when J.J. Redick surpassed his mark of 2,556 points. He recorded double-figure point totals in 129 of 133 collegiate games. Dawkins led the Blue Devils in scoring all four years, recording the fourth-highest season point total in school history with 809 in 1986. Dawkins remains Duke's career record-holder in field goals (1,026) and field goals attempted (2,019) while also setting the school's single-season mark for field goals (331) during the 1986 campaign.

Dawkins was inducted into the Duke Sports Hall of Fame in September 1996. His jersey number 24 was retired by the school.



Jeremy FOUMENA

Center / R-Junior / 6-11 / 250

Montreal, Québec, Canada / Orangeville Prep / Mississippi State

SEASON STATS

| PPG | RPG | APG | FG% | 3PT% | FT% |
|-----|-----|-----|-------|------|-----|
| 3.0 | 0.5 | 0.5 | 42.9% | - | - |

FOUMENA NOTEBOOK

- Spent his redshirt sophomore season at Mississippi State, where he saw action in nine outings for the Bulldogs
- Started his collegiate career at Rhode Island, redshirting his freshman season and then appeared off the bench in 28 games during his redshirt freshman campaign
- Fired a career-high 16 points against Wagner on Nov. 14, 2023, going 8-of-14 from the field while tacking on seven rebounds
- Secured his first career double-double against New Hampshire on Dec. 12, 2023, with a 12-point, 10-rebound performance
- During his r-freshman year at Rhode Island, he shot an impressive 52.54% during the season, going 62-of-118 from the field, while logging a 32% clip from long range

TOP PERFORMANCES

- Wagner (11/14/23)**
16 points, career-high with eight made field goals
- New Hampshire (12/21/23)**
12 points, 10 rebounds, first double-double

GAME-BY-GAME STATS

| Opponent | Date | GS | MIN | Total | | 3-Pointers | | Free throws | | Rebounds | | | | PF | A | TO | BLK | STL | PTS | AVG |
|---------------|------------|----------|--------------|------------|-------------|------------|-------------|-------------|-------------|----------|----------|----------|------------|----------|----------|----------|----------|----------|----------|------------|
| | | | | FG-FGA | PCT | 3FG-3FGA | PCT | FT-FTA | PCT | OFF | DEF | TOT | AVG | | | | | | | |
| Hofstra | 11/03/2025 | | 08:36 | 2-3 | .667 | 0-1 | .000 | 0-2 | .000 | 1 | 0 | 1 | 1.0 | 1 | 1 | 0 | 1 | 0 | 4 | 4.0 |
| Vanderbilt | 11/08/2025 | | 08:08 | 1-4 | .250 | 0-0 | .000 | 0-0 | .000 | 0 | 0 | 0 | 0.5 | 1 | 0 | 1 | 0 | 0 | 2 | 3.0 |
| Totals | | 0 | 16:44 | 3-7 | .429 | 0-1 | .000 | 0-2 | .000 | 1 | 0 | 1 | 0.5 | 2 | 1 | 1 | 1 | 0 | 6 | 3.0 |

Player Averages

| Games Played | Minutes/game | Points/game | FG Pct | 3FG Pct | FT Pct | Rebounds/game | Assists/game | Turnovers/game | Assist/Turnover ratio | Steals/game | Blocks/game |
|--------------|--------------|-------------|--------|---------|--------|---------------|--------------|----------------|-----------------------|-------------|-------------|
| 2 | 8.4 | 3.0 | 42.9 | 0.0 | 0.0 | 0.5 | 0.5 | 0.5 | 1.0 | 0.0 | 0.5 |

COLLEGE PATH

2022-23: Freshman - Rhode Island

2023-24: Redshirt Freshman - Rhode Island

2024-25: Redshirt Sophomore - Mississippi State

2025-26: Redshirt Junior - UCF

CAREER HIGHS

| | | |
|----------------|----|--------------------------------|
| Points | 16 | Wagner (11/24/23) |
| Rebounds | 10 | at New Hampshire (12/21/23) |
| Assists | 4 | Fairfield (11/09/23) |
| Steals | 1 | 5x, last George Wash.(2/6/24) |
| Blocks | 2 | 5x, last vs. Fordham (1/24/24) |
| FGs Made | 8 | Wagner (11/24/23) |
| FGs Att. | 14 | Wagner (11/24/23) |
| 3-Pt. FGs Made | 1 | 9x, last vs. UNLV (11/28/24) |
| 3-Pt. FGs Att. | 3 | Fordham (1/24/24) |
| FTs Made | 3 | 2x, last vs. West Ga.(11/4/24) |
| FTs Att. | 8 | Central Conn. St. (11/6/23) |

2025-26 GAME HIGHS

| | | |
|----------------|---|-------------------|
| Points | 4 | Hofstra (11/3/25) |
| Rebounds | 1 | Hofstra (11/3/25) |
| Assists | 1 | Hofstra (11/3/25) |
| Steals | - | - |
| Blocks | 1 | Hofstra (11/3/25) |
| FGs Made | 2 | Hofstra (11/3/25) |
| FGs Att. | 3 | Hofstra (11/3/25) |
| 3-Pt. FGs Made | - | - |
| 3-Pt. FGs Att. | 1 | Hofstra (11/3/25) |
| FTs Made | - | - |
| FTs Att. | 2 | Hofstra (11/3/25) |

DID YOU KNOW?

Favorite pro athlete: Giannis Antetokounmpo

Favorite pro team: Paris St-Germain

Pre-game ritual: taps on chest

Favorite food: Pasta

Favorite off-day activity: Playing video games

Fun fact: My grandfather was 7'5"

Hidden talent: Bilingual (French)

MISCELLANEOUS

| | 2025-26 | Career |
|-------------------|---------|--------|
| 10+ Points | - | 5 |
| 20+ Points | - | - |
| 30+ Points | - | - |
| 5+ Rebounds | - | 11 |
| 10+ Rebounds | - | 1 |
| 3+ Three Pointers | - | - |
| 5+ Assists | - | - |
| 3+ Steals | - | - |
| 3+ Blocks | - | - |
| Double-Doubles | - | 1 |

CAREER STATS

| | | | | Field Goals | | 3-Point | | F-Throws | | Rebounds | | | | Scoring | | | | | | |
|----------------------|------|-------------|-----------------|---------------|-------------|-------------|-------------|--------------|-------------|-----------|-----------|------------|------------|-------------|-----------|-----------|-----------|----------|------------|------------|
| SEASON | TEAM | GP-GS | MIN/AVG | FG-FGA | FG% | 3FG-3FGA | 3FG% | FT-FTA | FT% | OFF | DEF | TOT | AVG | PF-FO | A | TO | BLK | STL | PTS | AVG |
| 2023-24 | URI | 28-0 | 360/12.8 | 62-118 | .525 | 8-25 | .320 | 16-42 | .381 | 41 | 57 | 98 | 3.5 | 38-1 | 12 | 17 | 14 | 5 | 148 | 5.3 |
| 2024-25 | MS | 9-0 | 26/2.9 | 3-9 | .333 | 1-6 | .167 | 3-4 | .750 | 2 | 3 | 5 | 0.6 | 6-0 | 1 | 1 | 2 | 0 | 10 | 1.1 |
| 2025-26 | UCF | 2-0 | 17/8.4 | 3-7 | .429 | 0-1 | .000 | 0-2 | .000 | 1 | 0 | 1 | 0.5 | 2-0 | 1 | 1 | 1 | 0 | 6 | 3.0 |
| TOTAL FOR UCF | | 2-0 | 17/8.4 | 3-7 | .429 | 0-1 | .000 | 0-2 | .000 | 1 | 0 | 1 | 0.5 | 2-0 | 1 | 1 | 1 | 0 | 6 | 3.0 |
| TOTAL | | 39-0 | 402/10.3 | 68-134 | .507 | 9-32 | .281 | 19-48 | .396 | 44 | 60 | 104 | 2.7 | 46-1 | 14 | 19 | 17 | 5 | 164 | 4.2 |





1 Themus FULKS

Guard / Fifth Year / 6-2 / 185
Winston-Salem, N.C. / Moravian Prep / Milwaukee

SEASON STATS

| PPG | RPG | APG | FG% | 3PT% | FT% |
|------|-----|-----|-------|------|-------|
| 10.0 | 2.0 | 6.0 | 36.4% | - | 85.7% |

FULKS NOTEBOOK

- One of two players to start in all 32 outings for the Panthers
- Connected on 166 of his 348 field goal attempts to secure an NCAA-career best 47.7 field goal percentage and a career best three-point percentage of 25.9% going 14-of-54 from behind the arc
- Logged over 1,000 minutes on the campaign, averaging a team-high 34.1 minutes, the third most of any player across the Horizon League
- Scored double figures in 23 outings, logging 20 or more points on seven of those occasions, and was the game-high scorer 14 times
- His 80.5% clip from the free throw line (120-of-149) ranked him first on the Panthers and fifth in the Horizon League
- Led the Panthers in scoring, averaging 14.6 points per outing to total 466 points on the campaign
- Spent his redshirt sophomore and junior seasons at Louisiana Lafayette
- Started his collegiate career at South Carolina State, where he played in 16 games before heading to Dodge City CC, helped lead the Conquistadors to the Elite Eight of the NJCAA National Tournament

TOP PERFORMANCES

- UIndy (12/29/24)**
26 points, 6-10 FG, 14-16 FT
- vs. Wofford (11/23/24)**
24 points, 8-13 FG, 7-9 FT
- Akron (12/15/24)**
23 points, 10-17 FG, 7 assists
- Wright State (2/14/25)**
21 points, 7-18 FG, 7-7 FT, 12 assists
- at Youngstown State (2/21/25)**
21 points, 6-13 FG, 9-10 FT, 10 assists

GAME-BY-GAME STATS

| Opponent | Date | GS | MIN | Total | | 3-Pointers | | Free throws | | Rebounds | | | | PF | A | TO | BLK | STL | PTS | AVG |
|---------------|------------|----------|--------------|-------------|-------------|------------|-------------|--------------|-------------|----------|----------|----------|------------|----------|-----------|----------|----------|----------|-----------|-------------|
| | | | | FG-FGA | PCT | 3FG-3FGA | PCT | FT-FTA | PCT | OFF | DEF | TOT | AVG | | | | | | | |
| Hofstra | 11/03/2025 | * | 33:29 | 3-8 | .375 | 0-2 | .000 | 10-12 | .833 | 0 | 3 | 3 | 3.0 | 2 | 8 | 6 | 0 | 0 | 16 | 16.0 |
| Vanderbilt | 11/08/2025 | * | 18:59 | 1-3 | .333 | 0-1 | .000 | 2-2 | 1.000 | 0 | 1 | 1 | 2.0 | 2 | 4 | 1 | 0 | 0 | 4 | 10.0 |
| Totals | | 2 | 52:28 | 4-11 | .364 | 0-3 | .000 | 12-14 | .857 | 0 | 4 | 4 | 2.0 | 4 | 12 | 7 | 0 | 0 | 20 | 10.0 |

Player Averages

| Games Played | Minutes/game | Points/game | FG Pct | 3FG Pct | FT Pct | Rebounds/game | Assists/game | Turnovers/game | Assist/Turnover ratio | Steals/game | Blocks/game |
|--------------|--------------|-------------|--------|---------|--------|---------------|--------------|----------------|-----------------------|-------------|-------------|
| 2 | 26.2 | 10.0 | 36.4 | 0.0 | 85.7 | 2.0 | 6.0 | 3.5 | 1.7 | 0.0 | 0.0 |

COLLEGE PATH

2020-21: Freshman - South Carolina State
2021-22: Sophomore - Dodge City CC
2022-23: Redshirt Sophomore - Louisiana
2023-24: Redshirt Junior - Louisiana
2024-25: Redshirt Senior - Milwaukee
2025-26: Fifth Year - UCF

CAREER HIGHS

| | | |
|----------------|----|---|
| Points | 26 | IU Indy (12/29/24) |
| Rebounds | 7 | 2x, last at UNI (11/7/24) |
| Assists | 12 | 2x, last vs. Wright State (2/14/25) |
| Steals | 5 | St. Thomas (MN) (11/24/24) |
| Blocks | 1 | 6x, last vs. Purdue Fort Wayne (2/2/25) |
| FGs Made | 10 | 3x, last vs. Oakland (3/6/25) |
| FGs Att. | 18 | 3x, last vs. Wright State (2/14/25) |
| 3-Pt. FGs Made | 3 | 2x, last vs. South Alabama (3/6/23) |
| 3-Pt. FGs Att. | 6 | 2x, last vs. South Alabama (3/6/23) |
| FTs Made | 14 | IU Indy (12/29/24) |
| FTs Att. | 16 | IU Indy (12/29/24) |

2025-26 GAME HIGHS

| | | |
|----------------|----|-------------------|
| Points | 16 | Hofstra (11/3/25) |
| Rebounds | 3 | Hofstra (11/3/25) |
| Assists | 8 | Hofstra (11/3/25) |
| Steals | - | - |
| Blocks | - | - |
| FGs Made | 3 | Hofstra (11/3/25) |
| FGs Att. | 8 | Hofstra (11/3/25) |
| 3-Pt. FGs Made | - | - |
| 3-Pt. FGs Att. | 2 | Hofstra (11/3/25) |
| FTs Made | 10 | Hofstra (11/3/25) |
| FTs Att. | 12 | Hofstra (11/3/25) |

DID YOU KNOW?

Major: MBA
Favorite pro athlete: Kyrie Irving
Favorite pro team: Orlando Magic
Pre-game ritual: none
Favorite food: Steak
Favorite off-day activity: Reading books
Fun fact: I like to read novels

MISCELLANEOUS

| | 2025-26 | Career |
|-------------------|---------|--------|
| 10+ Points | 1 | 59 |
| 20+ Points | - | 12 |
| 30+ Points | - | - |
| 5+ Rebounds | - | 19 |
| 10+ Rebounds | - | - |
| 3+ Three Pointers | - | 2 |
| 5+ Assists | 1 | 63 |
| 3+ Steals | - | 14 |
| 3+ Blocks | - | - |
| Double-Doubles | - | 6 |

CAREER STATS

| | | | | Field Goals | | 3-Point | | F-Throws | | Rebounds | | | | | | | | | | Scoring | |
|---------------|------|---------|-----------|-------------|------|----------|------|----------|------|----------|-----|-----|-----|-------|-----|-----|-----|-----|------|---------|--|
| SEASON | TEAM | GP-GS | MIN/AVG | FG-FGA | FG% | 3FG-3FGA | 3FG% | FT-FTA | FT% | OFF | DEF | TOT | AVG | PF-FO | A | TO | BLK | STL | PTS | AVG | |
| 2020-21 | SCSt | 16-11 | 340/21.3 | 44-106 | .415 | 6-20 | .300 | 17-40 | .425 | 5 | 24 | 29 | 1.8 | 22-0 | 54 | 49 | 2 | 7 | 111 | 6.9 | |
| 2022-23 | LA | 34-34 | 989/29.1 | 117-269 | .435 | 14-41 | .341 | 66-95 | .695 | 16 | 84 | 100 | 2.9 | 68-0 | 205 | 106 | 1 | 32 | 314 | 9.2 | |
| 2023-24 | LA | 29-29 | 855/29.5 | 114-282 | .404 | 10-39 | .256 | 68-88 | .773 | 18 | 64 | 82 | 2.8 | 70-1 | 128 | 78 | 2 | 38 | 306 | 10.6 | |
| 2024-25 | MKE | 32-32 | 1095/34.2 | 166-348 | .477 | 14-54 | .259 | 120-149 | .805 | 20 | 77 | 97 | 3.0 | 58-0 | 188 | 109 | 1 | 44 | 466 | 14.6 | |
| 2025-26 | UCF | 2-2 | 52/26.2 | 4-11 | .364 | 0-3 | .000 | 12-14 | .857 | 0 | 4 | 4 | 2.0 | 4-0 | 12 | 7 | 0 | 0 | 20 | 10.0 | |
| TOTAL FOR UCF | | 2-2 | 52/26.2 | 4-11 | .364 | 0-3 | .000 | 12-14 | .857 | 0 | 4 | 4 | 2.0 | 4-0 | 12 | 7 | 0 | 0 | 20 | 10.0 | |
| TOTAL | | 113-108 | 3330/29.5 | 445-1016 | .438 | 44-157 | .280 | 283-386 | .733 | 59 | 253 | 312 | 2.8 | 222-1 | 587 | 349 | 6 | 121 | 1217 | 10.8 | |



2 Riley KUGEL

Guard / Senior / 6-5 / 210
Orlando, Fla. / Dr. Phillips / Mississippi State

SEASON STATS

| PPG | RPG | APG | FG% | 3PT% | FT% |
|------|-----|-----|-------|-------|------|
| 22.0 | 4.5 | 3.5 | 47.1% | 64.3% | 100% |

KUGEL NOTEBOOK

- Spent his junior season at Mississippi State where he appeared in 33 games
- Averaged 9.3 points, 3.0 rebounds, 1.5 assists and 1.1 steals per game while managing a 43.3 field goal percentage (110-of-254) and a 33.3% three-point average (40-of-120) for the Bulldogs
- Posted double figures in 17 games, including a duo of 22-point games; the first against Butler on Nov. 29, later matching it against Bethune-Cookman on Dec. 30, 2024
- Spent his freshman and sophomore seasons at Florida
- Tabbed Pre-Season All-American going into his sophomore year
- Played in 33 games for the Gators, starting in 11 during his sophomore campaign
- Named SEC All-Freshman honoree, averaging 9.9 points and 2.8 rebounds per game

TOP PERFORMANCES

- Baylor (11/24/23)**
25 points (career-high), 9 rebounds (career-high), 10-20 from the field
- Bethune-Cookman (12/30/24)**
22 points, 10-13 FG, 2-4 3FG, 3 assists
- #21 Ole Miss (1/18/25)**
22 points, 6-11 FG, 4-8 3FG, 5-5 FT, 3 rebounds

GAME-BY-GAME STATS

| Opponent | Date | GS | MIN | Total | | 3-Pointers | | Free throws | | Rebounds | | | | PF | | A | | TO | | BLK | | STL | | PTS | | AVG |
|------------|------------|----|-------|--------|------|------------|------|-------------|-------|----------|-----|-----|-----|----|---|----|-----|-----|-----|------|--|-----|--|-----|--|-----|
| | | | | FG-FGA | PCT | 3FG-3FGA | PCT | FT-FTA | PCT | OFF | DEF | TOT | AVG | PF | A | TO | BLK | STL | PTS | | | | | | | |
| Hofstra | 11/03/2025 | * | 31:36 | 7-15 | .467 | 5-9 | .556 | 0-0 | .000 | 0 | 4 | 4 | 4.0 | 4 | 3 | 2 | 0 | 1 | 19 | 19.0 | | | | | | |
| Vanderbilt | 11/08/2025 | * | 33:40 | 9-19 | .474 | 4-5 | .800 | 3-3 | 1.000 | 1 | 4 | 5 | 4.5 | 2 | 4 | 3 | 0 | 0 | 25 | 22.0 | | | | | | |
| Totals | | 2 | 65:16 | 16-34 | .471 | 9-14 | .643 | 3-3 | 1.000 | 1 | 8 | 9 | 4.5 | 6 | 7 | 5 | 0 | 1 | 44 | 22.0 | | | | | | |

Player Averages

| Games Played | Minutes/game | Points/game | FG Pct | 3FG Pct | FT Pct | Rebounds/game | Assists/game | Turnovers/game | Assist/Turnover ratio | Steals/game | Blocks/game |
|--------------|--------------|-------------|--------|---------|--------|---------------|--------------|----------------|-----------------------|-------------|-------------|
| 2 | 32.6 | 22.0 | 47.1 | 64.3 | 100.0 | 4.5 | 3.5 | 2.5 | 1.4 | 0.5 | 0.0 |

COLLEGE PATH

2022-23: Freshman - Florida
2023-24: Sophomore - Florida
2024-25: Junior - Mississippi State
2025-26: Senior - UCF

CAREER HIGHS

| | | |
|----------------|----|---|
| Points | 25 | Baylor (11/24/23) |
| Rebounds | 9 | Baylor (11/24/23) |
| Assists | 6 | 2x, last vs. Pitt (11/22/23) |
| Steals | 6 | Loyola Maryland (11/6/23) |
| Blocks | 2 | 2x, last vs. Alabama (1/29/25) |
| FGs Made | 10 | 3x, last vs. Bethune-Cookman (12/30/24) |
| FGs Att. | 20 | Baylor (11/24/23) |
| 3-Pt. FGs Made | 5 | Hofstra (11/3/25) |
| 3-Pt. FGs Att. | 9 | Hofstra (11/3/25) |
| FTs Made | 6 | 4x, last vs. Georgia (3/14/24) |
| FTs Att. | 9 | 2x, last vs. Texas (3/4/25) |

2025-26 GAME HIGHS

| | | |
|----------------|----|-------------------|
| Points | 19 | Hofstra (11/3/25) |
| Rebounds | 4 | Hofstra (11/3/25) |
| Assists | 3 | Hofstra (11/3/25) |
| Steals | 1 | Hofstra (11/3/25) |
| Blocks | - | - |
| FGs Made | 7 | Hofstra (11/3/25) |
| FGs Att. | 15 | Hofstra (11/3/25) |
| 3-Pt. FGs Made | 5 | Hofstra (11/3/25) |
| 3-Pt. FGs Att. | 9 | Hofstra (11/3/25) |
| FTs Made | - | - |
| FTs Att. | - | - |

DID YOU KNOW?

Major: General Studies
Favorite pro athlete: Usain Bolt
Favorite pro team: Kansas City Chiefs
Pre-game ritual: Listen to music and pray
Favorite food: Chipotle
Favorite off-day activity: NBA 2K26
Fun fact: First sport was baseball
Hidden talent: I can sing/cook

MISCELLANEOUS

| | 2025-26 | Career |
|-------------------|---------|--------|
| 10+ Points | 1 | 47 |
| 20+ Points | - | 11 |
| 30+ Points | - | - |
| 5+ Rebounds | - | 22 |
| 10+ Rebounds | - | - |
| 3+ Three Pointers | - | 13 |
| 5+ Assists | - | 2 |
| 3+ Steals | - | 8 |
| 3+ Blocks | - | - |
| Double-Doubles | - | - |

CAREER STATS

| | | | | Field Goals | | 3-Point | | F-Throws | | Rebounds | | | | | | | | | | Scoring | |
|---------------|------|--------|-----------|-------------|------|----------|------|----------|-------|----------|-----|-----|-----|-------|-----|-----|-----|-----|-----|---------|--|
| SEASON | TEAM | GP-GS | MIN/AVG | FG-FGA | FG% | 3FG-3FGA | 3FG% | FT-FTA | FT% | OFF | DEF | TOT | AVG | PF-FO | A | TO | BLK | STL | PTS | AVG | |
| 2022-23 | UF | 32-17 | 736/23.0 | 114-250 | .456 | 35-93 | .376 | 55-83 | .663 | 23 | 68 | 91 | 2.8 | 43-0 | 33 | 48 | 6 | 27 | 318 | 9.9 | |
| 2023-24 | UF | 33-11 | 768/23.3 | 110-279 | .394 | 34-109 | .312 | 48-69 | .696 | 29 | 86 | 115 | 3.5 | 62-1 | 48 | 63 | 8 | 35 | 302 | 9.2 | |
| 2024-25 | MS | 33-14 | 739/22.4 | 110-254 | .433 | 40-120 | .333 | 46-61 | .754 | 35 | 64 | 99 | 3.0 | 63-3 | 51 | 46 | 7 | 36 | 306 | 9.3 | |
| 2025-26 | UCF | 2-2 | 65/32.6 | 16-34 | .471 | 9-14 | .643 | 3-3 | 1.000 | 1 | 8 | 9 | 4.5 | 6-0 | 7 | 5 | 0 | 1 | 44 | 22.0 | |
| TOTAL FOR UCF | | 2-2 | 65/32.6 | 16-34 | .471 | 9-14 | .643 | 3-3 | 1.000 | 1 | 8 | 9 | 4.5 | 6-0 | 7 | 5 | 0 | 1 | 44 | 22.0 | |
| TOTAL | | 100-44 | 2308/23.1 | 350-817 | .428 | 118-336 | .351 | 152-216 | .704 | 88 | 226 | 314 | 3.1 | 174-4 | 139 | 162 | 21 | 99 | 970 | 9.7 | |





3 George BEALE JR.

Guard / Senior / 6-4 / 200
Suffolk, Va. / King's Fork / Hampton

SEASON STATS

| PPG | RPG | APG | FG% | 3PT% | FT% |
|-----|-----|-----|-----|------|-----|
| 3.0 | 0.5 | 0.5 | 50% | - | 40% |

BEALE NOTEBOOK

- ✦ Appeared in 33 games and started in 15 contests for Hampton
- ✦ Produced a career-high 28 points in Hampton's win over Howard on Feb. 1, 2025, while tying his career-high in made threes, with five
- ✦ Sunk 62 three-pointers on the campaign, the 12th most in the CAA and the most on the squad while maintaining a 39.5 three-point percentage
- ✦ Spent his first two seasons at Norfolk State, appearing in 48 games for the Spartans
- ✦ Was named to the Preseason All-MEAC Third Team selection
- ✦ Selected to the MEAC All-Rookie Team after averaging 4.4 points, 2.0 rebounds, 0.6 assists, and 0.6 steals per game
- ✦ Named the 2022 All-Tidewater Player of the Year and Class 4 Region A Player of the Year
- ✦ Earned First Team All-State honors after averaging 23 points, nine rebounds, and four assists per game as a senior

TOP PERFORMANCES

- ✦ **Howard (2/1/25)**
28 points, 5-13 3FG, 7-7 FT
- ✦ **North Carolina A&T (12/3/24)**
25 points, 9-16 FG, 3-7 3FG, 4-4 FT
- ✦ **Northeastern (3/8/25)**
22 points, 8-14 FG, 3-5 3FG, 3-3 FT
- ✦ **at UMBC (11/19/24)**
23 points, 9-16 FG, 3-5 3FG, 2-2 FT

GAME-BY-GAME STATS

| Opponent | Date | GS | MIN | Total | | 3-Pointers | | Free throws | | Rebounds | | | | PF | | A | | TO | | BLK | | STL | | PTS | | AVG |
|------------|------------|----|-------|--------|-------|------------|------|-------------|------|----------|-----|-----|-----|----|---|---|---|----|---|-----|---|-----|-----|-----|--|-----|
| | | | | FG-FGA | PCT | 3FG-3FGA | PCT | FT-FTA | PCT | OFF | DEF | TOT | AVG | P | A | T | O | B | L | K | S | T | P | A | | |
| Hofstra | 11/03/2025 | | 07:53 | 0-2 | .000 | 0-1 | .000 | 2-5 | .400 | 0 | 0 | 0 | 0.0 | 1 | 1 | 1 | 0 | 0 | 0 | 0 | 0 | 2 | 2 | 2.0 | | |
| Vanderbilt | 11/08/2025 | | 09:15 | 2-2 | 1.000 | 0-0 | .000 | 0-0 | .000 | 0 | 1 | 1 | 0.5 | 0 | 0 | 0 | 0 | 0 | 0 | 0 | 0 | 4 | 4 | 3.0 | | |
| Totals | | 0 | 17:08 | 2-4 | .500 | 0-1 | .000 | 2-5 | .400 | 0 | 1 | 1 | 0.5 | 1 | 1 | 1 | 0 | 0 | 0 | 0 | 0 | 6 | 3.0 | | | |

Player Averages

| Games Played | Minutes/game | Points/game | FG Pct | 3FG Pct | FT Pct | Rebounds/game | Assists/game | Turnovers/game | Assist/Turnover ratio | Steals/game | Blocks/game |
|--------------|--------------|-------------|--------|---------|--------|---------------|--------------|----------------|-----------------------|-------------|-------------|
| 2 | 8.6 | 3.0 | 50.0 | 0.0 | 40.0 | 0.5 | 0.5 | 0.5 | 1.0 | 0.0 | 0.0 |

COLLEGE PATH

2022-23: Freshman - Norfolk State
2023-24: Sophomore - Norfolk State
2024-25: Junior - Hampton
2025-26: Senior - UCF

CAREER HIGHS

| | | |
|----------------|----|---------------------------------------|
| Points | 28 | Howard (2/1/25) |
| Rebounds | 14 | Virginia-Lynchburg (11/7/22) |
| Assists | 4 | Penn St. Wilkes Barre(1/4/23) |
| Steals | 5 | at N.C. Central (2/27/23) |
| Blocks | 1 | 3x, last vs. Norfolk State (11/16/24) |
| FGs Made | 9 | 2x, last vs. N.C. A&T (12/3/24) |
| FGs Att. | 18 | Howard (2/1/25) |
| 3-Pt. FGs Made | 5 | 2x, last vs. Howard (2/1/25) |
| 3-Pt. FGs Att. | 13 | Howard (2/1/25) |
| FTs Made | 7 | Howard (2/1/25) |
| FTs Att. | 7 | Howard (2/1/25) |

2025-26 GAME HIGHS

| | | |
|----------------|---|-------------------|
| Points | 2 | Hofstra (11/3/25) |
| Rebounds | - | - |
| Assists | 1 | Hofstra (11/3/25) |
| Steals | - | - |
| Blocks | - | - |
| FGs Made | - | - |
| FGs Att. | 2 | Hofstra (11/3/25) |
| 3-Pt. FGs Made | - | - |
| 3-Pt. FGs Att. | 1 | Hofstra (11/3/25) |
| FTs Made | 2 | Hofstra (11/3/25) |
| FTs Att. | 5 | Hofstra (11/3/25) |

DID YOU KNOW?

Major: Integrative General Studies
Favorite pro athlete: Kobe Bryant
Favorite pro team: Los Angeles Lakers
Pre-game ritual: Eat/nap
Favorite food: Breakfast
Favorite off-day activity: Yoga
Fun fact: I like to fish
Hidden talent: Can sing

MISCELLANEOUS

| | 2025-26 | Career |
|-------------------|---------|--------|
| 10+ Points | - | 31 |
| 20+ Points | - | 5 |
| 30+ Points | - | - |
| 5+ Rebounds | - | 4 |
| 10+ Rebounds | - | 1 |
| 3+ Three Pointers | - | 15 |
| 5+ Assists | - | - |
| 3+ Steals | - | 3 |
| 3+ Blocks | - | - |
| Double-Doubles | - | 1 |

CAREER STATS

| | | | | Field Goals | | 3-Point | | F-Throws | | Rebounds | | | | | | | | | | Scoring | |
|---------------|------|-------|-----------|-------------|------|----------|------|----------|------|----------|-----|-----|-----|-------|----|----|-----|-----|-----|---------|--|
| SEASON | TEAM | GP-GS | MIN/AVG | FG-FGA | FG% | 3FG-3FGA | 3FG% | FT-FTA | FT% | OFF | DEF | TOT | AVG | PF-FO | A | TO | BLK | STL | PTS | AVG | |
| 2022-23 | Norf | 29-4 | 350/12.1 | 47-107 | .439 | 18-46 | .391 | 16-21 | .762 | 18 | 41 | 59 | 2.0 | 35-0 | 17 | 9 | 1 | 18 | 128 | 4.4 | |
| 2023-24 | Norf | 19-2 | 201/10.6 | 30-62 | .484 | 11-31 | .355 | 11-14 | .786 | 7 | 11 | 18 | 0.9 | 24-0 | 4 | 9 | 1 | 8 | 82 | 4.3 | |
| 2024-25 | Hamp | 33-15 | 805/24.4 | 160-358 | .447 | 62-157 | .395 | 48-55 | .873 | 21 | 56 | 77 | 2.3 | 78-2 | 31 | 39 | 1 | 29 | 430 | 13.0 | |
| 2025-26 | UCF | 2-0 | 17/8.6 | 2-4 | .500 | 0-1 | .000 | 2-5 | .400 | 0 | 1 | 1 | 0.5 | 1-0 | 1 | 1 | 0 | 0 | 6 | 3.0 | |
| TOTAL FOR UCF | | 2-0 | 17/8.6 | 2-4 | .500 | 0-1 | .000 | 2-5 | .400 | 0 | 1 | 1 | 0.5 | 1-0 | 1 | 1 | 0 | 0 | 6 | 3.0 | |
| TOTAL | | 83-21 | 1374/16.6 | 239-531 | .450 | 91-235 | .387 | 77-95 | .811 | 46 | 109 | 155 | 1.9 | 138-2 | 53 | 58 | 3 | 55 | 646 | 7.8 | |



4 Jamichael STILLWELL

Forward / Junior / 6-8 / 245
Atlanta, Ga. / Elevation Prep / Milwaukee

SEASON STATS

| PPG | RPG | APG | FG% | 3PT% | FT% |
|------|-----|-----|-------|------|-------|
| 12.5 | 5.0 | 0.5 | 64.3% | - | 70.0% |

STILLWELL NOTEBOOK

- ✦ Played in 31 games for Milwaukee, earning 29 starts throughout his junior season
- ✦ Named one of 30 finalists for the 2024-25 Riley Wallace award, presented annually to the most impactful transfer in NCAA Division I college basketball
- ✦ Averaged a double-double with 13.0 ppg and 10.7 rpg
- ✦ Tallied 16 double-doubles on the season, shattering Milwaukee's previous record of nine in a single season
- ✦ Tabbed First Team All-Horizon League and the Horizon League New-comer of the Year in his only season with the Panthers
- ✦ Led the Panthers' rebounding efforts in 28 games, including each of the first 16 games of the season, which marked the longest streak in Milwaukee's NCAA Division I history
- ✦ Spent his freshman year at Miami Dade College and then went to Butler CC for his sophomore season

TOP PERFORMANCES

- ✦ **at Green Bay (12/11/24)**
24 points, 19 rebounds, 9-15 FG, 3-5 3FG, 3-6 FT
- ✦ **Robert Morris (01/19/25)**
26 points, 7 rebounds, 2 steals, 10-16 FG, 2-3 3FG
- ✦ **Portland State (11/22/24)**
14 points, 11 rebounds, 6-12 FG
- ✦ **Lakeland (11/4/24)**
12 points, 14 rebounds, 2 assists, 8-12 FG

GAME-BY-GAME STATS

| Opponent | Date | GS | MIN | Total | | 3-Pointers | | Free throws | | Rebounds | | | | PF | | A | | BLK | | STL | | PTS | | AVG |
|------------|------------|----|-------|--------|-------|------------|------|-------------|------|----------|-----|-----|-----|----|---|----|-----|-----|-----|-----|--|-----|--|-----|
| | | | | FG-FGA | PCT | 3FG-3FGA | PCT | FT-FTA | PCT | OFF | DEF | TOT | AVG | PF | A | TO | BLK | STL | PTS | | | | | |
| Hofstra | 11/03/2025 | | 07:53 | 0-2 | .000 | 0-1 | .000 | 2-5 | .400 | 0 | 0 | 0 | 0.0 | 1 | 1 | 1 | 0 | 0 | 2 | 2.0 | | | | |
| Vanderbilt | 11/08/2025 | | 09:15 | 2-2 | 1.000 | 0-0 | .000 | 0-0 | .000 | 0 | 1 | 1 | 0.5 | 0 | 0 | 0 | 0 | 0 | 4 | 3.0 | | | | |
| Totals | | 0 | 17:08 | 2-4 | .500 | 0-1 | .000 | 2-5 | .400 | 0 | 1 | 1 | 0.5 | 1 | 1 | 1 | 0 | 0 | 6 | 3.0 | | | | |

Player Averages

| Games Played | Minutes/game | Points/game | FG Pct | 3FG Pct | FT Pct | Rebounds/game | Assists/game | Turnovers/game | Assist/Turnover ratio | Steals/game | Blocks/game |
|--------------|--------------|-------------|--------|---------|--------|---------------|--------------|----------------|-----------------------|-------------|-------------|
| 2 | 8.6 | 3.0 | 50.0 | 0.0 | 40.0 | 0.5 | 0.5 | 0.5 | 1.0 | 0.0 | 0.0 |

COLLEGE PATH

2022-23: Freshman - Miami Dade College
2023-24: Sophomore - Butler CC
2024-25: Junior - Milwaukee
2025-26: Senior - UCF

CAREER HIGHS

| | | |
|----------------|----|------------------------------------|
| Points | 26 | Robert Morris (1/19/25) |
| Rebounds | 19 | at Green Bay (12/11/24) |
| Assists | 6 | Oakland (3/6/25) |
| Steals | 5 | 2x, last vs. Oakland (2/27/25) |
| Blocks | 2 | 2x, last at Detroit Mercy (1/4/25) |
| FGs Made | 10 | Robert Morris (1/19/25) |
| FGs Att. | 16 | Robert Morris (1/19/25) |
| 3-Pt. FGs Made | 3 | at Green Bay (12/11/24) |
| 3-Pt. FGs Att. | 6 | at Purdue Fort Wayne (1/8/25) |
| FTs Made | 10 | 2x, last vs Northern Ky. (2/16/25) |
| FTs Att. | 11 | 2x, last at IU Indy (2/5/25) |

2025-26 GAME HIGHS

| | | |
|----------------|----|-------------------|
| Points | 10 | Hofstra (11/3/25) |
| Rebounds | 4 | Hofstra (11/3/25) |
| Assists | 1 | Hofstra (11/3/25) |
| Steals | 1 | Hofstra (11/3/25) |
| Blocks | - | - |
| FGs Made | 4 | Hofstra (11/3/25) |
| FGs Att. | 6 | Hofstra (11/3/25) |
| 3-Pt. FGs Made | - | - |
| 3-Pt. FGs Att. | - | - |
| FTs Made | 2 | Hofstra (11/3/25) |
| FTs Att. | 3 | Hofstra (11/3/25) |

DID YOU KNOW?

Major: Health science

Favorite pro athlete: Shai Gilgeous-Alexander

Favorite pro team: Oklahoma City Thunder

Pre-game ritual: Listen to music and pray

Favorite food: Steak & mashed potatoes

Favorite off-day activity: Rest and play video games

Fun fact: I am a father

Hidden talent: I can play the drums

MISCELLANEOUS

| | 2025-26 | Career |
|-------------------|---------|--------|
| 10+ Points | - | 25 |
| 20+ Points | - | 3 |
| 30+ Points | - | - |
| 5+ Rebounds | - | 31 |
| 10+ Rebounds | - | 19 |
| 3+ Three Pointers | - | 1 |
| 5+ Assists | - | 1 |
| 3+ Steals | - | 5 |
| 3+ Blocks | - | - |
| Double-Doubles | - | 16 |

CAREER STATS

| | | | | Field Goals | | 3-Point | | F-Throws | | Rebounds | | | | | | | | | | Scoring | |
|---------------|------|-------|----------|-------------|------|----------|------|----------|------|----------|-----|-----|------|-------|----|----|-----|-----|-----|---------|--|
| SEASON | TEAM | GP-GS | MIN/AVG | FG-FGA | FG% | 3FG-3FGA | 3FG% | FT-FTA | FT% | OFF | DEF | TOT | AVG | PF-FO | A | TO | BLK | STL | PTS | AVG | |
| 2024-25 | MKE | 31-29 | 869/28.0 | 146-312 | .468 | 20-70 | .286 | 91-162 | .562 | 123 | 210 | 333 | 10.7 | 95-4 | 43 | 66 | 12 | 40 | 403 | 13.0 | |
| 2025-26 | UCF | 2-1 | 44/22.0 | 9-14 | .643 | 0-0 | .000 | 7-10 | .700 | 4 | 6 | 10 | 5.0 | 8-0 | 1 | 4 | 0 | 1 | 25 | 12.5 | |
| TOTAL FOR UCF | | 2-1 | 44/22.0 | 9-14 | .643 | 0-0 | .000 | 7-10 | .700 | 4 | 6 | 10 | 5.0 | 8-0 | 1 | 4 | 0 | 1 | 25 | 12.5 | |
| TOTAL | | 33-30 | 913/27.7 | 155-326 | .475 | 20-70 | .286 | 98-172 | .570 | 127 | 216 | 343 | 10.4 | 103-4 | 44 | 70 | 12 | 41 | 428 | 13.0 | |





5 Kris PARKER

Forward / R-Sophomore / 6-9 / 201
Tallahassee, Fla. / Crossroad Academy / Villanova

SEASON STATS

| PPG | RPG | APG | FG% | 3PT% | FT% |
|-----|-----|-----|-----|------|------|
| 1.0 | 0.5 | 0.5 | - | - | 100% |

PARKER NOTEBOOK

- ✦ Appeared in 27 games for Villanova as a redshirt freshman
- ✦ Averaged 10.0 minutes an outing, contributing 2.6 points per game and 1.4 rebounds per game
- ✦ Dropped a career-high 11 points in Villanova's win over NJIT on Nov. 8, 2024, which he later matched in conference play against DePaul on Jan. 4, 2025
- ✦ Spent his freshman season at Alabama, where he utilized his redshirt
- ✦ Was a top-10 prospect coming out of high school in Florida's prep class of 2023
- ✦ Ranked as a four-star forward according to Rivals

TOP PERFORMANCES

- ✦ **New Jersey IT (11/8/24)**
11 points, 4-7 FG, 2-4 3FG
- ✦ **DePaul (1/4/25)**
11 points, 4-5 FG, 3-6 FT
- ✦ **Rider (11/27/24)**
7 points, 3 rebounds, 2 assists, 2-3 FG, 1-2 3FG

GAME-BY-GAME STATS

| Opponent | Date | GS | MIN | Total | | 3-Pointers | | Free throws | | Rebounds | | | | PF | A | TO | BLK | STL | PTS | AVG |
|---------------|------------|----------|--------------|------------|-------------|------------|-------------|-------------|--------------|----------|----------|----------|------------|----------|----------|----------|----------|----------|----------|------------|
| | | | | FG-FGA | PCT | 3FG-3FGA | PCT | FT-FTA | PCT | OFF | DEF | TOT | AVG | | | | | | | |
| Hofstra | 11/03/2025 | | 03:24 | 0-1 | .000 | 0-0 | .000 | 0-0 | .000 | 0 | 0 | 0 | 0.0 | 0 | 0 | 0 | 0 | 0 | 0 | 0.0 |
| Vanderbilt | 11/08/2025 | | 07:03 | 0-0 | .000 | 0-0 | .000 | 2-2 | 1.000 | 0 | 1 | 1 | 0.5 | 2 | 1 | 1 | 0 | 0 | 2 | 1.0 |
| Totals | | 0 | 10:27 | 0-1 | .000 | 0-0 | .000 | 2-2 | 1.000 | 0 | 1 | 1 | 0.5 | 2 | 1 | 1 | 0 | 0 | 2 | 1.0 |

Player Averages

| Games Played | Minutes/game | Points/game | FG Pct | 3FG Pct | FT Pct | Rebounds/game | Assists/game | Turnovers/game | Assist/Turnover ratio | Steals/game | Blocks/game |
|--------------|--------------|-------------|--------|---------|--------|---------------|--------------|----------------|-----------------------|-------------|-------------|
| 2 | 5.2 | 1.0 | 0.0 | 0.0 | 100.0 | 0.5 | 0.5 | 0.5 | 1.0 | 0.0 | 0.0 |

COLLEGE PATH

2023-24: Freshman - Alabama
2024-25: R-Freshman - Villanova
2025-26: R-Sophomore - UCF

CAREER HIGHS

| | | |
|----------------|----|-----------------------------------|
| Points | 11 | 2x, last vs. DePaul (1/4/25) |
| Rebounds | 5 | FDU (12/11/24) |
| Assists | 6 | Penn (11/19/24) |
| Steals | 5 | at St. John's (NY) (1/11/25) |
| Blocks | 1 | 5x, last vs. Providence (1/17/25) |
| FGs Made | 4 | 2x, last vs. DePaul (1/4/25) |
| FGs Att. | 7 | NJIT (11/8/24) |
| 3-Pt. FGs Made | 2 | NJIT (11/8/24) |
| 3-Pt. FGs Att. | 4 | NJIT (11/8/24) |
| FTs Made | 4 | 2x, last vs. Colorado (4/1/25) |
| FTs Att. | 8 | DePaul (1/4/25) |

2025-26 GAME HIGHS

| | | |
|----------------|---|----------------------|
| Points | 2 | Vanderbilt (11/8/25) |
| Rebounds | 1 | Vanderbilt (11/8/25) |
| Assists | 1 | Vanderbilt (11/8/25) |
| Steals | - | - |
| Blocks | - | - |
| FGs Made | 1 | - |
| FGs Att. | 1 | Vanderbilt (11/8/25) |
| 3-Pt. FGs Made | - | - |
| 3-Pt. FGs Att. | - | - |
| FTs Made | 2 | Vanderbilt (11/8/25) |
| FTs Att. | 2 | Vanderbilt (11/8/25) |

DID YOU KNOW?

Major: Sport Business Management
Favorite pro athlete: Lamar Jackson
Favorite pro team: Baltimore Ravens
Pre-game ritual: Pray/meditate
Favorite food: Chicken, any type
Favorite off-day activity: Play video games or go to the range
Fun fact: I have a candle collection
Hidden talent: Decent whistler

MISCELLANEOUS

| | 2025-26 | Career |
|-------------------|---------|--------|
| 10+ Points | - | 2 |
| 20+ Points | - | - |
| 30+ Points | - | - |
| 5+ Rebounds | - | 1 |
| 10+ Rebounds | - | - |
| 3+ Three Pointers | - | - |
| 5+ Assists | - | - |
| 3+ Steals | - | - |
| 3+ Blocks | - | - |
| Double-Doubles | - | - |

CAREER STATS

| | | | | Field Goals | | 3-Point | | F-Throws | | Rebounds | | | | | | | | | Scoring | |
|---------------|------|-------|----------|-------------|------|----------|------|----------|-------|----------|-----|-----|-----|-------|----|----|-----|-----|---------|-----|
| SEASON | TEAM | GP-GS | MIN/AVG | FG-FGA | FG% | 3FG-3FGA | 3FG% | FT-FTA | FT% | OFF | DEF | TOT | AVG | PF-FO | A | TO | BLK | STL | PTS | AVG |
| 2024-25 | VU | 27-0 | 271/10.0 | 24-55 | .436 | 5-25 | .200 | 18-30 | .600 | 9 | 29 | 38 | 1.4 | 49-0 | 13 | 16 | 5 | 5 | 71 | 2.6 |
| 2025-26 | UCF | 2-0 | 10/5.2 | 0-1 | .000 | 0-0 | .000 | 2-2 | 1.000 | 0 | 1 | 1 | 0.5 | 2-0 | 1 | 1 | 0 | 0 | 2 | 1.0 |
| TOTAL FOR UCF | | 2-0 | 10/5.2 | 0-1 | .000 | 0-0 | .000 | 2-2 | 1.000 | 0 | 1 | 1 | 0.5 | 2-0 | 1 | 1 | 0 | 0 | 2 | 1.0 |
| TOTAL | | 29-0 | 282/9.7 | 24-56 | .429 | 5-25 | .200 | 20-32 | .625 | 9 | 30 | 39 | 1.3 | 51-0 | 14 | 17 | 5 | 5 | 73 | 2.5 |



7 John BOL

Center / Sophomore / 7-2 / 210
Boma, South Sudan / Overtime Elite / Ole Miss

SEASON STATS

| PPG | RPG | APG | FG% | 3PT% | FT% |
|-----|-----|-----|-------|------|-------|
| 3.5 | 1.0 | - | 75.0% | - | 50.0% |

BOL NOTEBOOK

- Spent his freshman season at Ole Miss, appeared in 17 games for the Rebels, averaging 1.1 points, 0.9 rebounds, and 4.1 minutes each outing
- Tallied 19 points and five blocks during his freshman campaign
- Listed as a consensus four-star recruit by On3, 247Sports, Rivals, and ESPN
- Ranked as high as No. 54 nationally by both On3 and ESPN
- Selected to play in the 2024 McDonald's All-American game, becoming the first player who was named a McDonald's All-American to suit up in a UCF uniform

TOP PERFORMANCES

- Long Island (11/4/24)**
2 points, 4 rebounds, 2 blocks
- Oral Roberts (11/21/24)**
4 points, 1 block, 2-3 FG

GAME-BY-GAME STATS

| Opponent | Date | GS | MIN | Total | | 3-Pointers | | Free throws | | Rebounds | | | | PF | | A | | TO | | BLK | | STL | | PTS | | AVG | |
|------------|------------|----|-------|--------|------|------------|------|-------------|------|----------|-----|-----|-----|----|---|----|-----|-----|-----|-----|--|-----|--|-----|--|-----|--|
| | | | | FG-FGA | PCT | 3FG-3FGA | PCT | FT-FTA | PCT | OFF | DEF | TOT | AVG | PF | A | TO | BLK | STL | PTS | AVG | | | | | | | |
| Hofstra | 11/03/2025 | * | 14:29 | 3-4 | .750 | 0-0 | .000 | 1-2 | .500 | 1 | 0 | 1 | 1.0 | 2 | 0 | 1 | 0 | 0 | 7 | 7.0 | | | | | | | |
| Vanderbilt | 11/08/2025 | * | 06:20 | 0-0 | .000 | 0-0 | .000 | 0-0 | .000 | 0 | 1 | 1 | 1.0 | 0 | 0 | 2 | 0 | 0 | 0 | 3.5 | | | | | | | |
| Totals | | 2 | 20:49 | 3-4 | .750 | 0-0 | .000 | 1-2 | .500 | 1 | 1 | 2 | 1.0 | 2 | 0 | 3 | 0 | 0 | 7 | 3.5 | | | | | | | |

Player Averages

| Games Played | Minutes/game | Points/game | FG Pct | 3FG Pct | FT Pct | Rebounds/game | Assists/game | Turnovers/game | Assist/Turnover ratio | Steals/game | Blocks/game |
|--------------|--------------|-------------|--------|---------|--------|---------------|--------------|----------------|-----------------------|-------------|-------------|
| 2 | 10.4 | 3.5 | 75.0 | 0.0 | 50.0 | 1.0 | 0.0 | 1.5 | 0.0 | 0.0 | 0.0 |

COLLEGE PATH

2024-25: Freshman- Ole Miss

2025-26: Sophomore - UCF

CAREER HIGHS

| | | |
|----------------|----|--------------------------------------|
| Points | 7 | Hofstra (11/3/25) |
| Rebounds | 10 | at Florida (3/8/25) |
| Assists | - | - |
| Steals | - | - |
| Blocks | 2 | LIU (11/4/24) |
| FGs Made | 7 | UMass Lowell (11/14/23) |
| FGs Att. | 14 | 2x, last vs. Pittsburgh (3/8/23) |
| 3-Pt. FGs Made | 5 | 3x, last vs. UMass Lowell (11/14/23) |
| 3-Pt. FGs Att. | 12 | at Syracuse (2/28/23) |
| FTs Made | 9 | at Georgia State (11/12/22) |
| FTs Att. | 13 | at Georgia State (11/12/22) |

2025-26 GAME HIGHS

| | | |
|----------------|---|-------------------|
| Points | 7 | Hofstra (11/3/25) |
| Rebounds | 1 | Hofstra (11/3/25) |
| Assists | - | - |
| Steals | - | - |
| Blocks | - | - |
| FGs Made | 3 | Hofstra (11/3/25) |
| FGs Att. | 4 | Hofstra (11/3/25) |
| 3-Pt. FGs Made | - | - |
| 3-Pt. FGs Att. | - | - |
| FTs Made | 1 | Hofstra (11/3/25) |
| FTs Att. | 2 | Hofstra (11/3/25) |

DID YOU KNOW?

Major: Entrepreneurship

Favorite pro athlete: Gianis Antentokounmpo

Favorite pro team: Milwaukee Bucks

Pre-game ritual: Eat pasta

Favorite food: Pasta (spaghetti and meat sauce)

Favorite off-day activity: Drawing/read books by the pool/play video games

Fun fact: I play the piano and love drawing

Hidden talent: Drawing (people/things/animals)

MISCELLANEOUS

| | 2025-26 | Career |
|-------------------|---------|--------|
| 10+ Points | - | - |
| 20+ Points | - | - |
| 30+ Points | - | - |
| 5+ Rebounds | - | - |
| 10+ Rebounds | - | - |
| 3+ Three Pointers | - | - |
| 5+ Assists | - | - |
| 3+ Steals | - | - |
| 3+ Blocks | - | - |
| Double-Doubles | - | - |

CAREER STATS

| | | | | Field Goals | | 3-Point | | F-Throws | | Rebounds | | | | | | | | | | Scoring | |
|---------------|------|-------|---------|-------------|------|----------|------|----------|------|----------|-----|-----|-----|-------|---|----|-----|-----|-----|---------|--|
| SEASON | TEAM | GP-GS | MIN/AVG | FG-FGA | FG% | 3FG-3FGA | 3FG% | FT-FTA | FT% | OFF | DEF | TOT | AVG | PF-FO | A | TO | BLK | STL | PTS | AVG | |
| 2024-25 | UM | 17-0 | 69/4.1 | 8-12 | .667 | 0-0 | .000 | 3-6 | .500 | 7 | 9 | 16 | 0.9 | 10-0 | 0 | 5 | 5 | 0 | 19 | 1.1 | |
| 2025-26 | UCF | 2-2 | 21/10.4 | 3-4 | .750 | 0-0 | .000 | 1-2 | .500 | 1 | 1 | 2 | 1.0 | 2-0 | 0 | 3 | 0 | 0 | 7 | 3.5 | |
| TOTAL FOR UCF | | 2-2 | 21/10.4 | 3-4 | .750 | 0-0 | .000 | 1-2 | .500 | 1 | 1 | 2 | 1.0 | 2-0 | 0 | 3 | 0 | 0 | 7 | 3.5 | |
| TOTAL | | 19-2 | 90/4.7 | 11-16 | .688 | 0-0 | .000 | 4-8 | .500 | 8 | 10 | 18 | 0.9 | 12-0 | 0 | 8 | 5 | 0 | 26 | 1.4 | |





9 Elijah HULSEWE

Center / R-Junior / 7-0 / 270
Orlando, Fla. / Windermere Prep / Bethune-Cookman

SEASON STATS

| PPG | RPG | APG | FG% | 3PT% | FT% |
|-----|-----|-----|-----|------|-----|
| - | 1.0 | - | - | - | - |

HULSEWE NOTEBOOK

- ♦ Scored a season and career high 13 points on two occasions while with Bethune-Cookman last season, once against Trinity (FL) and then again against Longwood
- ♦ Attended Windermere Prep for high school and then attended Hargrave Military Academy following graduation

TOP PERFORMANCES

- ♦ **Trinity (FL) (11/10/23)**
13 points, 11 rebounds, 3 blocks, 6-10 FG, 1-2 FT
- ♦ **at Longwood (11/26/23)**
13 points, 7 rebounds, 1 steal, 5-8 FG, 3-4 FT
- ♦ **at Purdue Fort Wayne (12/16/23)**
13 rebounds, 10 defensive, 3 offensive

GAME-BY-GAME STATS

| Opponent | Date | GS | MIN | Total | | 3-Pointers | | Free throws | | Rebounds | | | | PF | A | TO | BLK | STL | PTS | AVG |
|---------------|------------|----------|--------------|------------|-------------|------------|-------------|-------------|-------------|----------|----------|----------|------------|----------|----------|----------|----------|----------|----------|------------|
| | | | | FG-FGA | PCT | 3FG-3FGA | PCT | FT-FTA | PCT | OFF | DEF | TOT | AVG | | | | | | | |
| Hofstra | 11/03/2025 | | 08:49 | 0-0 | .000 | 0-0 | .000 | 0-0 | .000 | 1 | 1 | 2 | 2.0 | 3 | 0 | 0 | 0 | 0 | 0 | 0.0 |
| Vanderbilt | 11/08/2025 | | 05:32 | 0-0 | .000 | 0-0 | .000 | 0-0 | .000 | 0 | 0 | 0 | 1.0 | 0 | 0 | 1 | 0 | 0 | 0 | 0.0 |
| Totals | | 0 | 14:21 | 0-0 | .000 | 0-0 | .000 | 0-0 | .000 | 1 | 1 | 2 | 1.0 | 3 | 0 | 1 | 0 | 0 | 0 | 0.0 |

Player Averages

| Games Played | Minutes/ game | Points/ game | FG Pct | 3FG Pct | FT Pct | Rebounds/ game | Assists/ game | Turnovers/ game | Assist/Turnover ratio | Steals/ game | Blocks/ game |
|--------------|---------------|--------------|--------|---------|--------|----------------|---------------|-----------------|-----------------------|--------------|--------------|
| 2 | 7.2 | 0.0 | 0.0 | 0.0 | 0.0 | 1.0 | 0.0 | 0.5 | 0.0 | 0.0 | 0.0 |

COLLEGE PATH

2022-23: Freshman - Bethune-Cookman
2023-24: Sophomore - Bethune-Cookman
2024-25: Junior - UCF
2025-26: R-Junior - UCF

CAREER HIGHS

| | | |
|----------------|----|------------------------------------|
| Points | 13 | 2x, last at Longwood (11/26/23) |
| Rebounds | 13 | at Purdue Fort Wayne (12/16/23) |
| Assists | 3 | at Purdue Fort Wayne (12/16/23) |
| Steals | 2 | Alabama A&M (2/24/24) |
| Blocks | 3 | Trinity (FL) (11/10/23) |
| FGs Made | 6 | Trinity (FL) (11/10/23) |
| FGs Att. | 10 | 3x, last vs. Alabama A&M (2/24/24) |
| 3-Pt. FGs Made | - | - |
| 3-Pt. FGs Att. | - | - |
| FTs Made | 5 | Southern U. (1/15/24) |
| FTs Att. | 6 | Southern U. (1/15/24) |

2025-26 GAME HIGHS

| | | |
|----------------|---|-------------------|
| Points | - | - |
| Rebounds | 2 | Hofstra (11/3/25) |
| Assists | - | - |
| Steals | - | - |
| Blocks | - | - |
| FGs Made | - | - |
| FGs Att. | - | - |
| 3-Pt. FGs Made | - | - |
| 3-Pt. FGs Att. | - | - |
| FTs Made | - | - |
| FTs Att. | - | - |

DID YOU KNOW?

Major: Business Communications
Favorite pro athlete: Nikola Jokic
Favorite professional team: Orlando Magic
Pre-game ritual: Listen to music
Favorite food: Chicken ceasar wrap
Favorite off-day activity: LEGOs
Fun fact: Speaks Portugese and is half Brazilian
Hidden talent: Juggling

MISCELLANEOUS

| | 2025-25 | Career |
|-------------------|---------|--------|
| 10+ Points | - | 5 |
| 20+ Points | - | - |
| 30+ Points | - | - |
| 5+ Rebounds | - | 13 |
| 10+ Rebounds | - | 2 |
| 3+ Three Pointers | - | - |
| 5+ Assists | - | - |
| 3+ Steals | - | - |
| 3+ Blocks | - | 1 |
| Double-Doubles | - | 1 |

CAREER STATS

| | | | | Field Goals | | 3-Point | | F-Throws | | Rebounds | | | | Scoring | | | | | | |
|----------------------|------|--------------|-----------------|---------------|-------------|------------|-------------|--------------|-------------|-----------|------------|------------|------------|--------------|-----------|-----------|-----------|-----------|------------|------------|
| SEASON | TEAM | GP-GS | MIN/AVG | FG-FGA | FG% | 3FG-3FGA | 3FG% | FT-FTA | FT% | OFF | DEF | TOT | AVG | PF-FO | A | TO | BLK | STL | PTS | AVG |
| 2022-23 | BCU | 15-4 | 177/11.8 | 24-45 | .533 | 0-0 | .000 | 12-23 | .522 | 14 | 27 | 41 | 2.7 | 30-0 | 4 | 19 | 8 | 1 | 60 | 4.0 |
| 2023-24 | BCU | 30-13 | 397/13.2 | 50-96 | .521 | 0-0 | .000 | 32-46 | .696 | 40 | 79 | 119 | 4.0 | 72-3 | 20 | 33 | 14 | 9 | 132 | 4.4 |
| 2025-26 | UCF | 2-0 | 14/7.2 | 0-0 | .000 | 0-0 | .000 | 0-0 | .000 | 1 | 1 | 2 | 1.0 | 3-0 | 0 | 1 | 0 | 0 | 0 | 0.0 |
| TOTAL FOR UCF | | 2-0 | 14/7.2 | 0-0 | .000 | 0-0 | .000 | 0-0 | .000 | 1 | 1 | 2 | 1.0 | 3-0 | 0 | 1 | 0 | 0 | 0 | 0.0 |
| TOTAL | | 47-17 | 589/12.5 | 74-141 | .525 | 0-0 | .000 | 44-69 | .638 | 55 | 107 | 162 | 3.4 | 105-3 | 24 | 53 | 22 | 10 | 192 | 4.1 |



11 Carmelo PACHECO

Guard / Redshirt Sophomore / 6-6 / 190
Fort Lauderdale, Fla. / Calvary Christian Academy

SEASON STATS

| PPG | RPG | APG | FG% | 3PT% | FT% |
|-----|-----|-----|-------|-------|-----|
| 2.5 | 2.5 | 0.5 | 33.3% | 20.0% | - |

PACHECO NOTEBOOK

- Spent his sophomore season at Mount St. Mary's, started in all 30 games he appeared in for the Mountaineers
- Averaged 9.5 points, 1.7 rebounds and 1.3 assists per game, tallying 284 points, including a team-high 77 points from long range
- Led the team and the Metro Atlantic Athletic Conference in three-point field goal percentage at 46.4 percent, a mark that was also good for fourth in the entirety of NCAA Division I for the 2024-25 season
- Started his collegiate career at UVA Wise, where he appeared in 24 games for the Cavaliers and secured a starting spot in 20 games

TOP PERFORMANCES

- Limestone (2/10/24)**
28 points, 6 assists, 10-18 FG, 6-10 3FG
- at Coker (01/20/24)**
28 points, 4 assists, 4 rebounds, 11-19 FG, 4-8 3FG, 2-4 FT
- at Howard (11/30/24)**
18 points, career high in 3FG in a game with 6 of 8 shooting
- at Quinnipiac (3/6/25)**
17 Points, 6-9 FG, 5-8 3FG
- Newberry (12/9/23)**
21 points, 7-10 FG, 5-7 3FG, 2-2 FT

GAME-BY-GAME STATS

| Opponent | Date | GS | MIN | Total | | 3-Pointers | | Free throws | | Rebounds | | | | PF | | | | STL | | | | PTS | AVG |
|------------|------------|----|-------|--------|------|------------|------|-------------|------|----------|-----|-----|-----|----|----|-----|-----|-----|-----|-----|-----|-----|-----|
| | | | | FG-FGA | PCT | 3FG-3FGA | PCT | FT-FTA | PCT | OFF | DEF | TOT | AVG | A | TO | BLK | STL | PTS | AVG | | | | |
| Hofstra | 11/03/2025 | | 17:30 | 0-2 | .000 | 0-2 | .000 | 0-0 | .000 | 0 | 2 | 2 | 2.0 | 0 | 1 | 1 | 0 | 0 | 0 | 0 | 0.0 | | |
| Vanderbilt | 11/08/2025 | | 20:15 | 2-4 | .500 | 1-3 | .333 | 0-0 | .000 | 1 | 2 | 3 | 2.5 | 1 | 0 | 0 | 0 | 0 | 5 | 2.5 | | | |
| Totals | | 0 | 37:45 | 2-6 | .333 | 1-5 | .200 | 0-0 | .000 | 1 | 4 | 5 | 2.5 | 1 | 1 | 1 | 0 | 0 | 5 | 2.5 | | | |

Player Averages

| Games Played | Minutes/ game | Points/ game | FG Pct | 3FG Pct | FT Pct | Rebounds/ game | Assists/ game | Turnovers/ game | Assist/Turnover ratio | Steals/ game | Blocks/ game |
|--------------|---------------|--------------|--------|---------|--------|----------------|---------------|-----------------|-----------------------|--------------|--------------|
| 2 | 18.9 | 2.5 | 33.3 | 20.0 | 0.0 | 2.5 | 0.5 | 0.5 | 1.0 | 0.0 | 0.0 |

COLLEGE PATH

2023-24: Freshman - UVA Wise

2024-25: Sophomore - Mount St. Mary's

2025-26: Junior - UCF

CAREER HIGHS

| | | |
|----------------|----|-------------------------------------|
| Points | 28 | 2x, last vs. Limestone (2/10/24) |
| Rebounds | 8 | Tusculum (2/7/24) |
| Assists | 6 | Limestone (2/10/24) |
| Steals | 3 | Niagara (1/5/25) |
| Blocks | 1 | 5x, last vs. Sacred Heart (1/12/25) |
| FGs Made | 11 | at Coker (1/20/24) |
| FGs Att. | 19 | at Coker (1/20/24) |
| 3-Pt. FGs Made | 6 | 2x, last at Howard (11/30/24) |
| 3-Pt. FGs Att. | 10 | 3x, last at Bucknell (11/13/24) |
| FTs Made | 5 | Rider (2/23/25) |
| FTs Att. | 5 | Rider (2/23/25) |

2025-26 GAME HIGHS

| | | |
|----------------|---|-------------------|
| Points | - | - |
| Rebounds | 2 | Hofstra (11/3/25) |
| Assists | 1 | Hofstra (11/3/25) |
| Steals | - | - |
| Blocks | - | - |
| FGs Made | - | - |
| FGs Att. | - | - |
| 3-Pt. FGs Made | - | - |
| 3-Pt. FGs Att. | - | - |
| FTs Made | - | - |
| FTs Att. | - | - |

DID YOU KNOW?

Major: Integrative General Studies

Favorite pro athlete: LeBron James

Favorite professional team: Philadelphia Eagles

Pre-game ritual: Nap

Favorite food: Chicken and rice

Favorite off-day activity: Video games or shopping

Fun fact: Has 10 siblings

MISCELLANEOUS

| | 2025-26 | Career |
|-------------------|---------|--------|
| 10+ Points | - | 30 |
| 20+ Points | - | 5 |
| 30+ Points | - | - |
| 5+ Rebounds | - | 7 |
| 10+ Rebounds | - | - |
| 3+ Three Pointers | - | 26 |
| 5+ Assists | - | 3 |
| 3+ Steals | - | 1 |
| 3+ Blocks | - | - |
| Double-Doubles | - | - |

CAREER STATS

| | | | | Field Goals | | 3-Point | | F-Throws | | Rebounds | | | | | | | | | Scoring | |
|---------------|------|-------|-----------|-------------|------|----------|------|----------|------|----------|-----|-----|-----|-------|----|----|-----|-----|---------|------|
| SEASON | TEAM | GP-GS | MIN/AVG | FG-FGA | FG% | 3FG-3FGA | 3FG% | FT-FTA | FT% | OFF | DEF | TOT | AVG | PF-FO | A | TO | BLK | STL | PTS | AVG |
| 2023-24 | Wise | 24-20 | 748/31.2 | 107-226 | .473 | 62-142 | .437 | 18-23 | .783 | 17 | 58 | 75 | 3.1 | 36-1 | 54 | 16 | 2 | 14 | 294 | 12.3 |
| 2024-25 | MSM | 30-30 | 846/28.2 | 88-188 | .468 | 77-166 | .464 | 31-38 | .816 | 12 | 38 | 50 | 1.7 | 37-0 | 40 | 11 | 3 | 18 | 284 | 9.5 |
| 2025-26 | UCF | 2-0 | 38/18.9 | 2-6 | .333 | 1-5 | .200 | 0-0 | .000 | 1 | 4 | 5 | 2.5 | 1-0 | 1 | 1 | 0 | 0 | 5 | 2.5 |
| TOTAL FOR UCF | | 2-0 | 38/18.9 | 2-6 | .333 | 1-5 | .200 | 0-0 | .000 | 1 | 4 | 5 | 2.5 | 1-0 | 1 | 1 | 0 | 0 | 5 | 2.5 |
| TOTAL | | 56-50 | 1631/29.1 | 197-420 | .469 | 140-313 | .447 | 49-61 | .803 | 30 | 100 | 130 | 2.3 | 74-1 | 95 | 28 | 5 | 32 | 583 | 10.4 |





22 Chris JOHNSON

Guard / Junior / 6-5 / 196
Houston, Texas / Montverde Academy / Stephen F. Austin

SEASON STATS

| PPG | RPG | APG | FG% | 3PT% | FT% |
|------|-----|-----|-------|------|-------|
| 17.0 | - | 5.0 | 65.5% | 75% | 66.7% |

JOHNSON NOTEBOOK

- Spent his sophomore season at SFA, appearing in three games before suffering a season-ending injury
- Despite the short sample size, he averaged 10.7 points, 4.0 rebounds, and 1.7 assists in those contests
- Started his collegiate career at Texas, he played in 17 games for the Longhorns
- Shot an impressive 42.1% from the floor, earning 18 points on the campaign
- Listed as the 44th best recruit in the country by ESPN in the final Class of 2023 rankings
- Spent his senior year at Montverde Academy in Montverde, Fla., where he helped lead the Eagles to a 23-3 overall record and a slot in the quarterfinals of the Geico High School Basketball Nationals

TOP PERFORMANCES

- Dallas (11/4/24)**
17 points, 6 rebounds, 3 assists, 1 steal, 1 block, 8-12 FG
- LeTourneau (11/12/24)**
10 points, 5 rebounds, 2 assists, 1 block, 1 steal, 4-9 FG

GAME-BY-GAME STATS

| Opponent | Date | GS | MIN | Total | | 3-Pointers | | Free throws | | Rebounds | | | | PF | | | | PTS | AVG |
|---------------|------------|----------|--------------|------------|-------------|------------|-------------|-------------|-------------|----------|----------|----------|------------|----------|----------|----------|----------|----------|-----------|
| | | | | FG-FGA | PCT | 3FG-3FGA | PCT | FT-FTA | PCT | OFF | DEF | TOT | AVG | P | A | T | BLK | STL | |
| Vanderbilt | 11/08/2025 | | 14:38 | 5-8 | .625 | 3-4 | .750 | 4-6 | .667 | 0 | 0 | 0 | 0.0 | 3 | 5 | 0 | 0 | 0 | 17 |
| Totals | | 0 | 14:38 | 5-8 | .625 | 3-4 | .750 | 4-6 | .667 | 0 | 0 | 0 | 0.0 | 3 | 5 | 0 | 0 | 0 | 17 |

Player Averages

| Games Played | Minutes/ game | Points/ game | FG Pct | 3FG Pct | FT Pct | Rebounds/ game | Assists/ game | Turnovers/ game | Assist/Turnover ratio | Steals/ game | Blocks/ game |
|--------------|---------------|--------------|--------|---------|--------|----------------|---------------|-----------------|-----------------------|--------------|--------------|
| 1 | 14.6 | 17.0 | 62.5 | 75.0 | 66.7 | 0.0 | 5.0 | 0.0 | 5.0 | 0.0 | 0.0 |

COLLEGE PATH

2023-24: Freshman - Texas
2024-25: Sophomore - Stephen F. Austin
2025-26: Junior - UCF

CAREER HIGHS

| | | |
|----------------|----|------------------------------------|
| Points | 17 | Dallas (11/4/24) |
| Rebounds | 6 | Dallas (11/4/24) |
| Assists | 3 | Dallas (11/4/24) |
| Steals | 2 | Houston Christian (12/9/23) |
| Blocks | 1 | 2x, last vs. LeTourneau (11/12/24) |
| FGs Made | 8 | Dallas (11/4/24) |
| FGs Att. | 12 | Dallas (11/4/24) |
| 3-Pt. FGs Made | 1 | 4x, last at Drake (11/10/24) |
| 3-Pt. FGs Att. | 5 | at Drake (11/10/24) |
| FTs Made | 2 | 2x, last vs. LeTourneau (11/12/24) |
| FTs Att. | 3 | LeTourneau (11/12/24) |

2025-26 GAME HIGHS

| | |
|----------------|---|
| Points | - |
| Rebounds | - |
| Assists | - |
| Steals | - |
| Blocks | - |
| FGs Made | - |
| FGs Att. | - |
| 3-Pt. FGs Made | - |
| 3-Pt. FGs Att. | - |
| FTs Made | - |
| FTs Att. | - |

DID YOU KNOW?


Major: Intergrative General Studies
Favorite pro athlete(s): Kyrie Irving, Shai Gilgeous-Alexander, Lebron James
Favorite professional team: Houston Rockets
Pre-game ritual: Listen to music / good stretch
Favorite food: Spaghetti / chicken & shrimp alfredo
Favorite off-day activity: Playing video games

MISCELLANEOUS

| | 2025-26 | Career |
|-------------------|---------|--------|
| 10+ Points | - | 2 |
| 20+ Points | - | - |
| 30+ Points | - | - |
| 5+ Rebounds | - | 2 |
| 10+ Rebounds | - | - |
| 3+ Three Pointers | - | - |
| 5+ Assists | - | - |
| 3+ Steals | - | - |
| 3+ Blocks | - | - |
| Double-Doubles | - | - |

CAREER STATS

| | | | | Field Goals | | 3-Point | | F-Throws | | Rebounds | | | | | | | | | Scoring | |
|---------------|------|-------|---------|-------------|------|----------|------|----------|------|----------|-----|-----|-----|-------|----|----|-----|-----|---------|------|
| SEASON | TEAM | GP-GS | MIN/AVG | FG-FGA | FG% | 3FG-3FGA | 3FG% | FT-FTA | FT% | OFF | DEF | TOT | AVG | PF-FO | A | TO | BLK | STL | PTS | AVG |
| 2023-24 | TX | 17-0 | 78/4.6 | 8-19 | .421 | 2-7 | .286 | 0-0 | .000 | 2 | 3 | 5 | 0.3 | 4-0 | 6 | 6 | 0 | 3 | 18 | 1.1 |
| 2024-25 | SFA | 3-0 | 51/17.1 | 13-28 | .464 | 2-12 | .167 | 4-5 | .800 | 1 | 11 | 12 | 4.0 | 6-0 | 5 | 5 | 2 | 3 | 32 | 10.7 |
| 2025-26 | UCF | 1-0 | 15/14.6 | 5-8 | .625 | 3-4 | .750 | 4-6 | .667 | 0 | 0 | 0 | 0.0 | 3-0 | 5 | 0 | 0 | 0 | 17 | 17.0 |
| TOTAL FOR UCF | | 1-0 | 15/14.6 | 5-8 | .625 | 3-4 | .750 | 4-6 | .667 | 0 | 0 | 0 | 0.0 | 3-0 | 5 | 0 | 0 | 0 | 17 | 17.0 |
| TOTAL | | 21-0 | 143/6.8 | 26-55 | .473 | 7-23 | .304 | 8-11 | .727 | 3 | 14 | 17 | 0.8 | 13-0 | 16 | 11 | 2 | 6 | 67 | 3.2 |



24 Zach JOHNSON

Guard / Freshman / 6-6 / 205
Southern Pines, N.C. / IV Greatness Academy

SEASON STATS

| PPG | RPG | APG | FG% | 3PT% | FT% |
|-----|-----|-----|-----|------|-----|
| - | - | - | - | - | - |

JOHNSON NOTEBOOK

- ♦ Competed for IV Greatness Academy, where he averaged 30 points, six rebounds and five assists per game

TOP PERFORMANCES

GAME-BY-GAME STATS

COLLEGE PATH

2024-25: Freshman - UCF

CAREER HIGHS

| | | |
|----------------|---|---|
| Points | - | - |
| Rebounds | - | - |
| Assists | - | - |
| Steals | - | - |
| Blocks | - | - |
| FGs Made | - | - |
| FGs Att. | - | - |
| 3-Pt. FGs Made | - | - |
| 3-Pt. FGs Att. | - | - |
| FTs Made | - | - |
| FTs Attempted | - | - |

2025-26 GAME HIGHS

| | | |
|----------------|---|---|
| Points | - | - |
| Rebounds | - | - |
| Assists | - | - |
| Steals | - | - |
| Blocks | - | - |
| FGs Made | - | - |
| FGs Att. | - | - |
| 3-Pt. FGs Made | - | - |
| 3-Pt. FGs Att. | - | - |
| FTs Made | - | - |
| FTs Attempted | - | - |

DID YOU KNOW?

Major/Minor: Business

Favorite pro athlete: Anthony Edwards

Favorite professional team: Minnesota Timberwolves

Pre-game ritual: Listen to music, stretch, visualize

Favorite food: Mexican

Favorite off-day activity: Chill with friends

Fun fact: I play guitar and piano

Hidden talent: I can solve a rubix cube

MISCELLANEOUS

| | 2025-26 | Career |
|-------------------|---------|--------|
| 10+ Points | - | - |
| 20+ Points | - | - |
| 30+ Points | - | - |
| 5+ Rebounds | - | - |
| 10+ Rebounds | - | - |
| 3+ Three Pointers | - | - |
| 5+ Assists | - | - |
| 3+ Steals | - | - |
| 3+ Blocks | - | - |
| Double-Doubles | - | - |

CAREER STATS





30 Tanner JONES

Guard / Freshman / 6-4 / 190
Memphis, Tenn. / IMG Academy

SEASON STATS

| PPG | RPG | APG | FG% | 3PT% | FT% |
|-----|-----|-----|-----|------|-----|
| - | - | - | - | - | - |

JONES NOTEBOOK

- ◆ Spent his senior season at IMG Academy in Bradenton, Fla.
- ◆ Played his first three years of high school ball at Campbell Hall in Studio City, Calif
- ◆ Jones' father, Dahntay Jones, was selected 20th overall in the 2003 NBA Draft by the Boston Celtics before being traded to the Memphis Grizzlies and spent 14 years playing in the NBA
- ◆ His father also spent time playing under head coach Johnny Dawkins from 2001-03, where then-associate coach Dawkins trained Jones and others at Duke University

TOP PERFORMANCES

GAME-BY-GAME STATS

COLLEGE PATH

2025-26: Freshman - UCF

CAREER HIGHS

| | |
|----------------|---|
| Points | - |
| Rebounds | - |
| Assists | - |
| Steals | - |
| Blocks | - |
| FGs Made | - |
| FGs Att. | - |
| 3-Pt. FGs Made | - |
| 3-Pt. FGs Att. | - |
| FTs Made | - |
| FTs Att. | - |

2025-26 GAME HIGHS

| | |
|----------------|---|
| Points | - |
| Rebounds | - |
| Assists | - |
| Steals | - |
| Blocks | - |
| FGs Made | - |
| FGs Att. | - |
| 3-Pt. FGs Made | - |
| 3-Pt. FGs Att. | - |
| FTs Made | - |
| FTs Att. | - |

DID YOU KNOW?

Major: Business
Favorite pro athlete: Lebron James
Favorite pro team: Los Angeles Lakers
Pre-game ritual: Listening to music
Favorite food: Steak
Favorite off-day activity: Going to the movies
Fun fact: I make music
Hidden talent: I'm a bowler

MISCELLANEOUS

| | 2025-26 | Career |
|-------------------|---------|--------|
| 10+ Points | - | - |
| 20+ Points | - | - |
| 30+ Points | - | - |
| 5+ Rebounds | - | - |
| 10+ Rebounds | - | - |
| 3+ Three Pointers | - | - |
| 5+ Assists | - | - |
| 3+ Steals | - | - |
| 3+ Blocks | - | - |
| Double-Doubles | - | - |

CAREER STATS



33 Poohpha WARAKULNUKROH

Guard / Redshirt Senior / 5-11 / 177
Bangkok, Thailand / Montverde Academy

SEASON STATS

| PPG | RPG | APG | FG% | 3PT% | FT% |
|-----|-----|-----|-----|------|-----|
| - | - | - | - | - | - |

WARAKULNUKROH NOTEBOOK

- ✦ Earned first career steal in 2024-25 debut against California Baptist
- ✦ Made an appearance in UCF's NIT contest at Florida on March 15, 2023
- ✦ Made his collegiate debut against Western Illinois (11/14), scoring four points, hitting a three-pointer and a free throw
- ✦ Served as a student manager for the men's basketball program during the 2021-22 season. Earned a redshirt in the process.
- ✦ Played at Montverde Academy in Montverde, Florida and was the team MVP and leading scorer on the Varsity/Post Grad Team as a senior; joined the varsity team his junior after moving from Thailand
- ✦ 3x3 National Tournament Champion in Thailand for U-16 as a sophomore
- ✦ Also played tennis, ranking top 10 in Thailand

TOP PERFORMANCES

GAME-BY-GAME STATS

COLLEGE PATH

2022-23: Redshirt Freshman - UCF

2023-24: Redshirt Sophomore - UCF

2024-25: Redshirt Junior - UCF

2024-25: Redshirt Senior - UCF

CAREER HIGHS

| | | |
|----------------|---|---|
| Points | 4 | 2x, last vs. ECU (3/5/23) |
| Rebounds | 1 | 3x, last vs. Utah (3/11/25) |
| Assists | 1 | 5x, last vs. TCU (1/25/25) |
| Steals | 1 | California Baptist (12/1/24) |
| Blocks | 1 | Jacksonville (12/6/23) |
| FGs Made | 1 | 4x, last vs. ECU (3/5/23) |
| FGs Att. | 2 | 2x, last vs. Lipscomb (12/2/23) |
| 3-Pt. FGs Made | 1 | 2x, last vs. ECU (3/5/23) |
| 3-Pt. FGs Att. | 1 | 3x, last vs. Lipscomb (12/2/23) |
| FTs Made | 2 | Bethune-Cookman (12/29/23) |
| FTs Att. | 2 | 4x, last vs. California Baptist (12/1/24) |

2025-26 GAME HIGHS

| | | |
|----------------|---|---|
| Points | - | - |
| Rebounds | - | - |
| Assists | - | - |
| Steals | - | - |
| Blocks | - | - |
| FGs Made | - | - |
| FGs Att. | - | - |
| 3-Pt. FGs Made | - | - |
| 3-Pt. FGs Att. | - | - |
| FTs Made | - | - |
| FTs Att. | - | - |

DID YOU KNOW?

Major/Minor: Mechanical Engineering/Math

Favorite pro athlete: Steve Nash

Favorite professional team: San Antonio Spurs

Pre-game ritual: Listen to slow music

Favorite food: Thai

Favorite off-day activity: Sleeping

Fun fact: Black belt in taekwondo

Hidden talent: Plays the guitar

MISCELLANEOUS

| | 2025-26 | Career |
|-------------------|---------|--------|
| 10+ Points | - | - |
| 20+ Points | - | - |
| 30+ Points | - | - |
| 5+ Rebounds | - | - |
| 10+ Rebounds | - | - |
| 3+ Three Pointers | - | - |
| 5+ Assists | - | - |
| 3+ Steals | - | - |
| 3+ Blocks | - | - |
| Double-Doubles | - | - |

CAREER STATS

| | | | | Field Goals | | 3-Point | | F-Throws | | Rebounds | | | | | | | | | | Scoring | |
|---------|------|-------|---------|-------------|------|----------|-------|----------|-------|----------|-----|-----|-----|-------|---|----|-----|-----|-----|---------|--|
| SEASON | TEAM | GP-GS | MIN/AVG | FG-FGA | FG% | 3FG-3FGA | 3FG% | FT-FTA | FT% | OFF | DEF | TOT | AVG | PF-FO | A | TO | BLK | STL | PTS | AVG | |
| 2022-23 | UCF | 7-0 | 14/2.0 | 4-6 | .667 | 2-2 | 1.000 | 2-4 | .500 | 0 | 0 | 0 | 0.0 | 3-0 | 2 | 1 | 0 | 0 | 12 | 1.7 | |
| 2023-24 | UCF | 6-0 | 10/1.7 | 0-3 | .000 | 0-1 | .000 | 2-2 | 1.000 | 0 | 1 | 1 | 0.2 | 1-0 | 2 | 0 | 1 | 0 | 2 | 0.3 | |
| 2024-25 | UCF | 4-0 | 4/0.9 | 0-0 | .000 | 0-0 | .000 | 0-2 | .000 | 0 | 2 | 2 | 0.5 | 0-0 | 1 | 1 | 0 | 1 | 0 | 0.0 | |
| TOTAL | | 17-0 | 28/1.6 | 4-9 | .444 | 2-3 | .667 | 4-8 | .500 | 0 | 3 | 3 | 0.2 | 4-0 | 5 | 2 | 1 | 1 | 14 | 0.8 | |





35 Devan CAMBRIDGE

Forward / Sixth Year / 6-6 / 210
Nashville, Tenn. / Hillcrest Prep / Texas Tech

SEASON STATS

| PPG | RPG | APG | FG% | 3PT% | FT% |
|-----|-----|-----|-------|------|-----|
| 9.5 | 5.5 | 1.5 | 54.5% | 25% | 50% |

CAMBRIDGE NOTEBOOK

- Spent the last two years at Texas Tech playing in a total of 14 games as he was battling some injuries
- Played at Arizona State for his senior season with his brother, Desmond, recording a starting spot in 34 of the 35 games he played in, averaging 26.7 minutes an outing
- Connected on 130-of-258 shots from the field to maintain an outstanding 50.4 percent field goal percentage, making him just one of three Sun Devils to shoot 50% or better from the field
- He spent his first three seasons at Auburn, playing in 91 games throughout his time with the Tigers
- Made ESPN's SportsCenter Top 10 Plays of the Day with a thunderous one-handed dunk after a pass off the backboard from teammate Wendell Green Jr. in the first half of play at Georgia on Feb. 5, 2022
- Tabbed to the SEC Academic Honor Roll following his sophomore season
- Averaged 8.9 points, 3.6 rebounds, 0.9 steals, 0.7 assists and 0.6 blocks per game, increasing those numbers to 9.9 points, 3.7 rebounds and 1.1 steals per game during SEC play (2020-21 season)

TOP PERFORMANCES

- South Carolina (11/22/20)**
26 points, 5 rebounds, 10-14 FG, 6-9 3FG
- Washington (1/8/23)**
18 points, 4 rebounds, 3 assists, 2 blocks, 2 steals, 9-14 FG
- San Jose State (11/12/23)**
15 points, 5 rebounds, 1 block, 7-12 FG
- at Butler (11/30/23)**
16 points, 2 blocks, 1 steal, 6-11 FG, 4-8 FT

GAME-BY-GAME STATS

| Opponent | Date | GS | MIN | Total | | 3-Pointers | | Free throws | | Rebounds | | | | PF | | | | STL | | | | PTS | AVG |
|------------|------------|----|-------|--------|------|------------|------|-------------|------|----------|-----|-----|-----|----|----|-----|-----|-----|-----|-----|--|-----|-----|
| | | | | FG-FGA | PCT | 3FG-3FGA | PCT | FT-FTA | PCT | OFF | DEF | TOT | AVG | A | TO | BLK | STL | | | | | | |
| Hofstra | 11/03/2025 | | 21:14 | 2-4 | .500 | 1-2 | .500 | 2-6 | .333 | 3 | 3 | 6 | 6.0 | 3 | 1 | 1 | 0 | 7 | 7.0 | | | | |
| Vanderbilt | 11/08/2025 | * | 30:50 | 4-7 | .571 | 0-2 | .000 | 4-6 | .667 | 0 | 5 | 5 | 5.5 | 4 | 2 | 2 | 0 | 12 | 9.5 | | | | |
| Totals | | 1 | 52:04 | 6-11 | .545 | 1-4 | .250 | 6-12 | .500 | 3 | 8 | 11 | 5.5 | 7 | 3 | 3 | 1 | 0 | 19 | 9.5 | | | |

Player Averages

| Games Played | Minutes/game | Points/game | FG Pct | 3FG Pct | FT Pct | Rebounds/game | Assists/game | Turnovers/game | Assist/Turnover ratio | Steals/game | Blocks/game |
|--------------|--------------|-------------|--------|---------|--------|---------------|--------------|----------------|-----------------------|-------------|-------------|
| 2 | 26.0 | 9.5 | 54.5 | 25.0 | 50.0 | 5.5 | 1.5 | 1.5 | 1.0 | 0.0 | 0.5 |

COLLEGE PATH

2019-20: Freshman - Auburn
2020-21: Sophomore - Auburn
2021-22: Junior - Auburn
2022-23: Senior - Arizona State
2023-24: 5th - Texas Tech
2024-25: R-5th - Texas Tech
2025-26: 6th - UCF

CAREER HIGHS

| | | |
|----------------|----|----------------------------------|
| Points | 26 | South Carolina (1/22/20) |
| Rebounds | 11 | San Diego (12/18/22) |
| Assists | 3 | 4x, last vs. Washington (1/8/23) |
| Steals | 3 | 3x, last vs. Georgia (2/2/21) |
| Blocks | 5 | at Georgia (1/31/21) |
| FGs Made | 10 | South Carolina (1/22/20) |
| FGs Att. | 17 | Tennessee (2/27/21) |
| 3-Pt. FGs Made | 7 | LSU (2/8/20) |
| 3-Pt. FGs Att. | 11 | South Alabama (12/4/20) |
| FTs Made | 5 | 4x, last vs. Michigan (11/24/23) |
| FTs Att. | 8 | 2x, last at Butler (11/30/23) |

2025-26 GAME HIGHS

| | | |
|----------------|---|-------------------|
| Points | 7 | Hofstra (11/3/25) |
| Rebounds | 6 | Hofstra (11/3/25) |
| Assists | 1 | Hofstra (11/3/25) |
| Steals | - | - |
| Blocks | 1 | Hofstra (11/3/25) |
| FGs Made | 2 | Hofstra (11/3/25) |
| FGs Att. | 4 | Hofstra (11/3/25) |
| 3-Pt. FGs Made | 1 | Hofstra (11/3/25) |
| 3-Pt. FGs Att. | 2 | Hofstra (11/3/25) |
| FTs Made | 2 | Hofstra (11/3/25) |
| FTs Attempted | 6 | Hofstra (11/3/25) |

DID YOU KNOW?

Major: Interdisciplinary Studies
Favorite pro athlete: Kevin Durant
Favorite professional team: Los Angeles Lakers
Pre-game ritual: Pre-game nap
Favorite food: Pasta with vodka sauce
Favorite off-day activity: Playing video games
Fun fact: I have eight siblings
Hidden talent: I can sing

MISCELLANEOUS

| | 2025-26 | Career |
|-------------------|---------|--------|
| 10+ Points | - | 47 |
| 20+ Points | - | 2 |
| 30+ Points | - | - |
| 5+ Rebounds | 1 | 52 |
| 10+ Rebounds | - | 7 |
| 3+ Three Pointers | - | 11 |
| 5+ Assists | - | - |
| 3+ Steals | - | 3 |
| 3+ Blocks | - | 3 |
| Double-Doubles | - | 5 |

CAREER STATS

| | | | | Field Goals | | 3-Point | | F-Throws | | Rebounds | | | | | | | | | | Scoring | |
|---------------|------|--------|-----------|-------------|------|----------|------|----------|------|----------|-----|-----|-----|-------|----|-----|-----|-----|------|---------|--|
| SEASON | TEAM | GP-GS | MIN/AVG | FG-FGA | FG% | 3FG-3FGA | 3FG% | FT-FTA | FT% | OFF | DEF | TOT | AVG | PF-FO | A | TO | BLK | STL | PTS | AVG | |
| 2019-20 | AU | 31-0 | 408/13.2 | 49-115 | .426 | 27-79 | .342 | 5-18 | .278 | 20 | 51 | 71 | 2.3 | 34-0 | 4 | 22 | 11 | 12 | 130 | 4.2 | |
| 2020-21 | AU | 27-19 | 683/25.3 | 86-229 | .376 | 41-143 | .287 | 28-48 | .583 | 28 | 69 | 97 | 3.6 | 46-0 | 20 | 37 | 15 | 24 | 241 | 8.9 | |
| 2021-22 | AU | 33-14 | 646/19.6 | 66-164 | .402 | 19-86 | .221 | 24-36 | .667 | 56 | 62 | 118 | 3.6 | 55-0 | 21 | 23 | 10 | 18 | 175 | 5.3 | |
| 2022-23 | ASU | 36-35 | 962/26.7 | 130-258 | .504 | 28-84 | .333 | 65-100 | .650 | 79 | 114 | 193 | 5.4 | 97-5 | 30 | 50 | 28 | 22 | 353 | 9.8 | |
| 2023-24 | TTU | 8-8 | 208/26.0 | 29-55 | .527 | 1-11 | .091 | 25-36 | .694 | 13 | 23 | 36 | 4.5 | 19-1 | 9 | 9 | 7 | 5 | 84 | 10.5 | |
| 2024-25 | TTU | 6-2 | 106/17.6 | 13-22 | .591 | 4-7 | .571 | 3-4 | .750 | 7 | 14 | 21 | 3.5 | 9-0 | 2 | 6 | 0 | 2 | 33 | 5.5 | |
| 2025-26 | UCF | 2-1 | 52/26.0 | 6-11 | .545 | 1-4 | .250 | 6-12 | .500 | 3 | 8 | 11 | 5.5 | 7-0 | 3 | 3 | 1 | 0 | 19 | 9.5 | |
| TOTAL FOR UCF | | 2-1 | 52/26.0 | 6-11 | .545 | 1-4 | .250 | 6-12 | .500 | 3 | 8 | 11 | 5.5 | 7-0 | 3 | 3 | 1 | 0 | 19 | 9.5 | |
| TOTAL | | 143-79 | 3065/21.4 | 379-854 | .444 | 121-414 | .292 | 156-254 | .614 | 206 | 341 | 547 | 3.8 | 267-6 | 89 | 150 | 72 | 83 | 1035 | 7.2 | |



99 Jordan BURKS

Forward / Junior / 6-9 / 205
Decatur, Ala. / Hillcrest Prep / Georgetown

SEASON STATS

| PPG | RPG | APG | FG% | 3PT% | FT% |
|------|-----|-----|-----|------|-------|
| 12.0 | 4.5 | - | 50% | 75% | 87.5% |

BURKS NOTEBOOK

- ✦ Played in all 34 games for Georgetown, earning a starting slot on 11 occasions
- ✦ Scored in double-digits on nine occasions while maintaining a 52.1 shooting percentage from the field
- ✦ Also clocked a 68.4 percent clip from behind the charity stripe, connecting on 26-of-38 on the campaign
- ✦ Posted a career-high 16-point performance in the opening round of the College Basketball Crown Tournament on March 31, 2025, against Washington State
- ✦ Started out his collegiate career at Kentucky, where he played in 20 games
- ✦ Averaged 1.9 points, 1.7 rebounds per game while shooting 60 percent from the floor

TOP PERFORMANCES

- ✦ **Washington State (3/31/25)**
16 points, 13 rebounds, 3 assists, 2 steals, 1 block
- ✦ **at Vanderbilt (2/6/24)**
13 points, 5 rebounds, 6-6 FG, 1-1 3FG
- ✦ **Villanova (3/4/25)**
14 points, 6 rebounds, 1 steal, 5-9 FG, 2-4 3FG, 2-3 FT

GAME-BY-GAME STATS

| Opponent | Date | GS | MIN | Total | | 3-Pointers | | Free throws | | Rebounds | | | | | | | | | | | |
|------------|------------|----|-------|--------|------|------------|-------|-------------|-------|----------|-----|-----|-----|----|---|----|-----|-----|-----|------|--|
| | | | | FG-FGA | PCT | 3FG-3FGA | PCT | FT-FTA | PCT | OFF | DEF | TOT | AVG | PF | A | TO | BLK | STL | PTS | AVG | |
| Hofstra | 11/03/2025 | * | 27:09 | 5-11 | .455 | 2-3 | .667 | 5-6 | .833 | 3 | 4 | 7 | 7.0 | 0 | 0 | 1 | 1 | 0 | 17 | 17.0 | |
| Vanderbilt | 11/08/2025 | * | 27:12 | 2-3 | .667 | 1-1 | 1.000 | 2-2 | 1.000 | 0 | 2 | 2 | 4.5 | 0 | 0 | 0 | 1 | 0 | 7 | 12.0 | |
| Totals | | 2 | 54:21 | 7-14 | .500 | 3-4 | .750 | 7-8 | .875 | 3 | 6 | 9 | 4.5 | 0 | 0 | 1 | 2 | 0 | 24 | 12.0 | |

Player Averages

| Games Played | Minutes/ game | Points/ game | FG Pct | 3FG Pct | FT Pct | Rebounds/ game | Assists/ game | Turnovers/ game | Assist/Turnover ratio | Steals/ game | Blocks/ game |
|--------------|---------------|--------------|--------|---------|--------|----------------|---------------|-----------------|-----------------------|--------------|--------------|
| 2 | 27.2 | 12.0 | 50.0 | 75.0 | 87.5 | 4.5 | 0.0 | 0.5 | 0.0 | 0.0 | 1.0 |

COLLEGE PATH

2023-24: Freshman - Kentucky

2024-25: Sophomore - Georgetown

2025-26: Junior - UCF

CAREER HIGHS

| | | |
|----------------|----|---------------------------------------|
| Points | 17 | Hofstra (11/3/25) |
| Rebounds | 13 | vs. Washington St. (3/31/25) |
| Assists | 3 | 2x, last at DePaul (3/8/25) |
| Steals | 2 | 3x, last vs. Washington St. (3/31/25) |
| Blocks | 3 | at DePaul (3/8/25) |
| FGs Made | 6 | 2x, last vs. Washington St. (3/31/25) |
| FGs Att. | 14 | vs. Washington St. (3/31/25) |
| 3-Pt. FGs Made | 3 | vs. Nebraska (4/2/25) |
| 3-Pt. FGs Att. | 8 | vs. Nebraska (4/2/25) |
| FTs Made | 5 | Hofstra (11/3/25) |
| FTs Att. | 6 | Marquette (3/1/25) |

2025-26 GAME HIGHS

| | | |
|----------------|----|-------------------|
| Points | 17 | Hofstra (11/3/25) |
| Rebounds | 7 | Hofstra (11/3/25) |
| Assists | - | - |
| Steals | - | - |
| Blocks | 1 | Hofstra (11/3/25) |
| FGs Made | 5 | Hofstra (11/3/25) |
| FGs Att. | 11 | Hofstra (11/3/25) |
| 3-Pt. FGs Made | 2 | Hofstra (11/3/25) |
| 3-Pt. FGs Att. | 3 | Hofstra (11/3/25) |
| FTs Made | 5 | Hofstra (11/3/25) |
| FTs Att. | 6 | Hofstra (11/3/25) |

DID YOU KNOW?

Major: Sociology

Favorite pro athlete(s): Kobe Bryant, Michael Jordan, LeBron James

Favorite professional team: Los Angeles Lakers

Pre-game ritual: Listen to music and hydrate

Favorite food: Steak, soul food and seafood

Favorite off-day activity: Sleep

Fun fact: I think I'm funny

Hidden talent: I can sing

MISCELLANEOUS

| | 2025-26 | Career |
|-------------------|---------|--------|
| 10+ Points | 1 | 11 |
| 20+ Points | - | - |
| 30+ Points | - | - |
| 5+ Rebounds | 1 | 13 |
| 10+ Rebounds | - | 2 |
| 3+ Three Pointers | - | 1 |
| 5+ Assists | - | - |
| 3+ Steals | - | - |
| 3+ Blocks | - | 1 |
| Double-Doubles | - | 2 |

CAREER STATS

| | | | | Field Goals | | 3-Point | | F-Throws | | Rebounds | | | | | | | | | Scoring | |
|---------------|-------|-------|----------|-------------|------|----------|------|----------|------|----------|-----|-----|-----|-------|----|----|-----|-----|---------|------|
| SEASON | TEAM | GP-GS | MIN/AVG | FG-FGA | FG% | 3FG-3FGA | 3FG% | FT-FTA | FT% | OFF | DEF | TOT | AVG | PF-FO | A | TO | BLK | STL | PTS | AVG |
| 2023-24 | UK | 20-0 | 143/7.1 | 15-25 | .600 | 2-5 | .400 | 5-9 | .556 | 9 | 24 | 33 | 1.7 | 24-0 | 5 | 5 | 4 | 3 | 37 | 1.9 |
| 2024-25 | GTown | 34-11 | 633/18.6 | 76-146 | .521 | 16-45 | .356 | 26-38 | .684 | 41 | 76 | 117 | 3.4 | 59-2 | 21 | 21 | 17 | 26 | 194 | 5.7 |
| 2025-26 | UCF | 2-2 | 54/27.2 | 7-14 | .500 | 3-4 | .750 | 7-8 | .875 | 3 | 6 | 9 | 4.5 | 0-0 | 0 | 1 | 2 | 0 | 24 | 12.0 |
| TOTAL FOR UCF | | 2-2 | 54/27.2 | 7-14 | .500 | 3-4 | .750 | 7-8 | .875 | 3 | 6 | 9 | 4.5 | 0-0 | 0 | 1 | 2 | 0 | 24 | 12.0 |
| TOTAL | | 56-13 | 830/14.8 | 98-185 | .530 | 21-54 | .389 | 38-55 | .691 | 53 | 106 | 159 | 2.8 | 83-2 | 26 | 27 | 23 | 29 | 255 | 4.6 |



OVERALL STATISTICS

Game Records

| Record | Overall | Home | Away | Neutral |
|----------------|---------|------|------|---------|
| ALL GAMES | 1-1 | 1-1 | 0-0 | 0-0 |
| CONFERENCE | 0-0 | 0-0 | 0-0 | 0-0 |
| NON-CONFERENCE | 1-1 | 1-1 | 0-0 | 0-0 |

Score by Periods

| Team | 1st | 2nd | OT | TOT |
|-----------|-----|-----|----|-----|
| UCF | 72 | 103 | 0 | 175 |
| Opponents | 84 | 99 | 0 | 183 |

Team Box Score

| No. | Player | | | | Total | | 3-Point | | F-Throw | | Rebounds | | | | | | | | | | | | | |
|-----------|----------------------|-------|-------|------|--------|------|----------|------|---------|-------|----------|-----|-----|------|----|----|----|----|-----|-----|-----|------|--|--|
| | | GP-GS | MIN | AVG | FG-FGA | FG% | 3FG-3FGA | 3FG% | FT-FTA | FT% | OFF | DEF | TOT | AVG | PF | DQ | A | TO | BLK | STL | PTS | AVG | | |
| 2 | KUGEL, Riley | 2-2 | 65:16 | 32.6 | 16-34 | .471 | 9-14 | .643 | 3-3 | 1.000 | 1 | 8 | 9 | 4.5 | 6 | 0 | 7 | 5 | 0 | 1 | 44 | 22.0 | | |
| 22 | JOHNSON, Chris | 1-0 | 14:38 | 14.6 | 5-8 | .625 | 3-4 | .750 | 4-6 | .667 | 0 | 0 | 0 | 0.0 | 3 | 0 | 5 | 0 | 0 | 0 | 17 | 17.0 | | |
| 4 | STILLWELL, Jamichael | 2-1 | 43:59 | 22.0 | 9-14 | .643 | 0-0 | .000 | 7-10 | .700 | 4 | 6 | 10 | 5.0 | 8 | 0 | 1 | 4 | 0 | 1 | 25 | 12.5 | | |
| 99 | BURKS, Jordan | 2-2 | 54:21 | 27.2 | 7-14 | .500 | 3-4 | .750 | 7-8 | .875 | 3 | 6 | 9 | 4.5 | 0 | 0 | 0 | 1 | 2 | 0 | 24 | 12.0 | | |
| 1 | FULKS, Themus | 2-2 | 52:28 | 26.2 | 4-11 | .364 | 0-3 | .000 | 12-14 | .857 | 0 | 4 | 4 | 2.0 | 4 | 0 | 12 | 7 | 0 | 0 | 20 | 10.0 | | |
| 35 | CAMBRIDGE, Devan | 2-1 | 52:04 | 26.0 | 6-11 | .545 | 1-4 | .250 | 6-12 | .500 | 3 | 8 | 11 | 5.5 | 7 | 0 | 3 | 3 | 1 | 0 | 19 | 9.5 | | |
| 7 | BOL, John | 2-2 | 20:49 | 10.4 | 3-4 | .750 | 0-0 | .000 | 1-2 | .500 | 1 | 1 | 2 | 1.0 | 2 | 0 | 0 | 3 | 0 | 0 | 7 | 3.5 | | |
| 3 | BEALE JR., George | 2-0 | 17:08 | 8.6 | 2-4 | .500 | 0-1 | .000 | 2-5 | .400 | 0 | 1 | 1 | 0.5 | 1 | 0 | 1 | 1 | 0 | 0 | 6 | 3.0 | | |
| 0 | FOUMENA, Jeremy | 2-0 | 16:44 | 8.4 | 3-7 | .429 | 0-1 | .000 | 0-2 | .000 | 1 | 0 | 1 | 0.5 | 2 | 0 | 1 | 1 | 1 | 0 | 6 | 3.0 | | |
| 11 | PACHECO, Carmelo | 2-0 | 37:45 | 18.9 | 2-6 | .333 | 1-5 | .200 | 0-0 | .000 | 1 | 4 | 5 | 2.5 | 1 | 0 | 1 | 1 | 0 | 0 | 5 | 2.5 | | |
| 5 | PARKER, Kris | 2-0 | 10:27 | 5.2 | 0-1 | .000 | 0-0 | .000 | 2-2 | 1.000 | 0 | 1 | 1 | 0.5 | 2 | 0 | 1 | 1 | 0 | 0 | 2 | 1.0 | | |
| 9 | HULSEWE, Elijah | 2-0 | 14:21 | 7.2 | 0-0 | .000 | 0-0 | .000 | 0-0 | .000 | 1 | 1 | 2 | 1.0 | 3 | 0 | 0 | 1 | 0 | 0 | 0 | 0.0 | | |
| Team | | | | | | | | | | | 9 | 5 | 14 | | | | | | | | | | | |
| Total | | 2 | 400 | | 57-114 | .500 | 17-36 | .472 | 44-64 | .688 | 24 | 45 | 69 | 34.5 | 39 | 0 | 32 | 28 | 4 | 2 | 175 | 87.5 | | |
| Opponents | | 2 | 400 | | 64-130 | .492 | 19-58 | .328 | 36-41 | .878 | 22 | 38 | 60 | 30.0 | 53 | 6 | 34 | 18 | 7 | 14 | 183 | 91.5 | | |

Team Statistics

| | UCF | OPP |
|------------------------|---------------|---------------|
| Scoring | 175 | 183 |
| Points per game | 87.5 | 91.5 |
| Scoring margin | -4.0 | - |
| Field goals-att | 57-114 | 64-130 |
| Field goal pct | .500 | .492 |
| 3 point fg-att | 17-36 | 19-58 |
| 3-point FG pct | .472 | .328 |
| 3-pt FG made per game | 8.5 | 9.5 |
| Free throws-att | 44-64 | 36-41 |
| Free throw pct | .688 | .878 |
| F-Throws made per game | 22.0 | 18.0 |
| Rebounds | 69 | 60 |
| Rebounds per game | 34.5 | 30.0 |
| Rebounding margin | +4.5 | - |
| Assists | 32 | 34 |
| Assists per game | 16.0 | 17.0 |
| Turnovers | 28 | 18 |
| Turnovers per game | 14.0 | 9.0 |
| Turnover margin | -5.0 | - |
| Assist/turnover ratio | 1.1 | 1.9 |
| Steals | 2 | 14 |
| Steals per game | 1.0 | 7.0 |
| Blocks | 4 | 7 |
| Blocks per game | 2.0 | 3.5 |
| Winning streak | 0 | - |
| Home win streak | 0 | - |
| Attendance | 12047 | 0 |
| Home games-Avg/Game | 2-6024 | 0-0 |
| Neutral site-Avg/Game | - | 0-0 |

Team Results

| Date | Opponent | | Score | Att. |
|------------|------------|---|--------|------|
| 11/03/2025 | Hofstra | W | 82-78 | 6029 |
| 11/08/2025 | Vanderbilt | L | 93-105 | 6018 |

UCF GAME-BY-GAME STATISTICS

| | | | | Total | | 3-Pointers | | Free throws | | Rebounds | | | | | | | | | | | |
|-----------|------------|-------|---|--------|------|------------|------|-------------|------|----------|-----|-----|------|----|----|----|-----|-----|-----|------|--|
| Opponent | Date | Score | | FG-FGA | PCT | 3FG-3FGA | PCT | FT-FTA | PCT | OFF | DEF | TOT | AVG | PF | A | TO | BLK | STL | PTS | AVG | |
| Hofstra | 11/03/2025 | 82-78 | W | 26-56 | .464 | 8-20 | .400 | 22-36 | .611 | 16 | 24 | 40 | 40.0 | 20 | 16 | 16 | 3 | 2 | 82 | 82.0 | |
| Total | | 82 | | 26-56 | .464 | 8-20 | .400 | 22-36 | .611 | 16 | 24 | 40 | 40.0 | 20 | 16 | 16 | 3 | 2 | 82 | 82.0 | |
| Opponents | | 78 | | 26-62 | .419 | 5-22 | .227 | 21-24 | .875 | 13 | 18 | 31 | 31.0 | 28 | 16 | 12 | 4 | 7 | 78 | 78.0 | |

UCF Averages

| Games Played | Points/game | FG Pct | 3FG Pct | FT Pct | Rebounds/game | Assists/game | Turnovers/game | Assist/Turnover ratio | Steals/game | Blocks/game |
|--------------|-------------|--------|---------|--------|---------------|--------------|----------------|-----------------------|-------------|-------------|
| 1 | 82.0 | 46.4 | 40.0 | 61.1 | 40.0 | 16.0 | 16.0 | 1.0 | 2.0 | 3.0 |

OPPONENT GAME-BY-GAME STATISTICS

| Opponent | Date | Score | | Total | | 3-Pointers | | Free throws | | Rebounds | | | | | | | | | | | |
|------------|------------|--------|---|--------|------|------------|------|-------------|------|----------|-----|-----|------|----|----|----|-----|-----|-----|------|--|
| | | | | FG-FGA | PCT | 3FG-3FGA | PCT | FT-FTA | PCT | OFF | DEF | TOT | AVG | PF | A | TO | BLK | STL | PTS | AVG | |
| Hofstra | 11/03/2025 | 82-78 | W | 26-62 | .419 | 5-22 | .227 | 21-24 | .875 | 13 | 18 | 31 | 31.0 | 28 | 16 | 12 | 4 | 7 | 78 | 78.0 | |
| Vanderbilt | 11/08/2025 | 93-105 | L | 38-68 | .559 | 14-36 | .389 | 15-17 | .882 | 9 | 20 | 29 | 30.0 | 25 | 18 | 6 | 3 | 7 | 105 | 91.5 | |
| Total | | 183 | | 64-130 | .492 | 19-58 | .328 | 36-41 | .878 | 22 | 38 | 60 | 30.0 | 53 | 34 | 18 | 7 | 14 | 183 | 91.5 | |
| UCF | | 175 | | 57-114 | .500 | 17-36 | .472 | 44-64 | .688 | 24 | 45 | 69 | 34.5 | 39 | 32 | 28 | 4 | 2 | 175 | 87.5 | |

Opponents Averages

| Games Played | Points/game | FG Pct | 3FG Pct | FT Pct | Rebounds/game | Assists/game | Turnovers/game | Assist/Turnover ratio | Steals/game | Blocks/game |
|--------------|-------------|--------|---------|--------|---------------|--------------|----------------|-----------------------|-------------|-------------|
| 2 | 91.5 | 49.2 | 32.8 | 87.8 | 30.0 | 17.0 | 9.0 | 1.9 | 7.0 | 3.5 |

MISCELLANEOUS GAME-BY-GAME STATISTICS

| Date | Opp. | W/L, Score | Points in Paint | | | Pts Off TOs | | | 2nd Chance Pts | | | Fast Break Pts | | | Bench | | |
|---------------|-------------------|------------|-----------------|-----------|-----------|-------------|-----------|------------|----------------|-----------|-----------|----------------|-----------|-----------|-----------|-----------|-----------|
| | | | UCF | Opp. | Diff. | UCF | Opp. | Diff. | UCF | Opp. | Diff. | UCF | Opp. | Diff. | UCF | Opp. | Diff. |
| Nov. 3 | Hofstra | W, 82-78 | 30 | 36 | -6 | 13 | 21 | -8 | 18 | 9 | +9 | 14 | 13 | +1 | 13 | 19 | -6 |
| Nov. 8 | Vanderbilt | L, 105-93 | 42 | 44 | -2 | 2 | 20 | -18 | 12 | 17 | -5 | 13 | 18 | -5 | 45 | 40 | +5 |
| Nov. 11 | Florida A&M | | | | | | | | | | | | | | | | |
| Nov. 14 | at Texas A&M | | | | | | | | | | | | | | | | |
| Nov. 17 | Oakland | | | | | | | | | | | | | | | | |
| Nov. 20 | vs. Pitt | | | | | | | | | | | | | | | | |
| Nov. 25 | Quinnipiac | | | | | | | | | | | | | | | | |
| Nov. 29 | VMI | | | | | | | | | | | | | | | | |
| Dec. 7 | Towson | | | | | | | | | | | | | | | | |
| Dec. 17 | Mercer | | | | | | | | | | | | | | | | |
| Dec. 20 | FGCU | | | | | | | | | | | | | | | | |
| Dec. 23 | Florida Atlantic | | | | | | | | | | | | | | | | |
| Jan. 3 | Kansas | | | | | | | | | | | | | | | | |
| Jan. 6 | at Oklahoma State | | | | | | | | | | | | | | | | |
| Jan. 11 | Cincinnati | | | | | | | | | | | | | | | | |
| Jan. 14 | at Kansas State | | | | | | | | | | | | | | | | |
| Jan. 17 | Arizona | | | | | | | | | | | | | | | | |
| Jan. 20 | at Iowa State | | | | | | | | | | | | | | | | |
| Jan. 24 | at Colorado | | | | | | | | | | | | | | | | |
| Jan. 27 | Arizona State | | | | | | | | | | | | | | | | |
| Jan. 31 | Texas Tech | | | | | | | | | | | | | | | | |
| Feb. 4 | at Houston | | | | | | | | | | | | | | | | |
| Feb. 8 | at Cincinnati | | | | | | | | | | | | | | | | |
| Feb. 14 | West Virginia | | | | | | | | | | | | | | | | |
| Feb. 17 | TCU | | | | | | | | | | | | | | | | |
| Feb. 21 | at Utah | | | | | | | | | | | | | | | | |
| Feb. 24 | at BYU | | | | | | | | | | | | | | | | |
| Feb. 28 | Baylor | | | | | | | | | | | | | | | | |
| March 3 | Oklahoma State | | | | | | | | | | | | | | | | |
| March 6 | at West Virginia | | | | | | | | | | | | | | | | |
| TOTALS | | | 72 | 80 | -8 | 15 | 41 | -26 | 30 | 26 | +4 | 27 | 31 | -4 | 58 | 59 | -1 |



LEADERS

Points

| ## | Player | G | Pts | Pts/G |
|----|----------------------|---|-----|-------|
| 2 | Kugel, Riley | 2 | 44 | 22.0 |
| 4 | Stillwell, Jamichael | 2 | 25 | 12.5 |
| 99 | Burks, Jordan | 2 | 24 | 12.0 |
| 1 | Fulks, Themus | 2 | 20 | 10.0 |
| 35 | Cambridge, Devan | 2 | 19 | 9.5 |
| 22 | Johnson, Chris | 1 | 17 | 17.0 |
| 7 | Bol, John | 2 | 7 | 3.5 |
| 3 | Beale Jr., George | 2 | 6 | 3.0 |
| 0 | Foumena, Jeremy | 2 | 6 | 3.0 |
| 11 | Pacheco, Carmelo | 2 | 5 | 2.5 |
| 5 | Parker, Kris | 2 | 2 | 1.0 |

Scoring Average

| ## | Player | G | Pts | Pts/G |
|----|----------------------|---|-----|-------|
| 2 | Kugel, Riley | 2 | 44 | 22.0 |
| 22 | Johnson, Chris | 1 | 17 | 17.0 |
| 4 | Stillwell, Jamichael | 2 | 25 | 12.5 |
| 99 | Burks, Jordan | 2 | 24 | 12.0 |
| 1 | Fulks, Themus | 2 | 20 | 10.0 |
| 35 | Cambridge, Devan | 2 | 19 | 9.5 |
| 7 | Bol, John | 2 | 7 | 3.5 |
| 3 | Beale Jr., George | 2 | 6 | 3.0 |
| 0 | Foumena, Jeremy | 2 | 6 | 3.0 |
| 11 | Pacheco, Carmelo | 2 | 5 | 2.5 |
| 5 | Parker, Kris | 2 | 2 | 1.0 |

Field Goal Percentage

| ## | Player | FG | Att | Pct |
|----|----------------------|----|-----|------|
| 7 | Bol, John | 3 | 4 | .750 |
| 4 | Stillwell, Jamichael | 9 | 14 | .643 |
| 22 | Johnson, Chris | 5 | 8 | .625 |
| 35 | Cambridge, Devan | 6 | 11 | .545 |
| 99 | Burks, Jordan | 7 | 14 | .500 |
| 3 | Beale Jr., George | 2 | 4 | .500 |
| 2 | Kugel, Riley | 16 | 34 | .471 |
| 0 | Foumena, Jeremy | 3 | 7 | .429 |
| 1 | Fulks, Themus | 4 | 11 | .364 |
| 11 | Pacheco, Carmelo | 2 | 6 | .333 |

Field Goal Attempts

| ## | Player | G | Att | Att/G |
|----|----------------------|---|-----|-------|
| 2 | Kugel, Riley | 2 | 34 | 17.0 |
| 4 | Stillwell, Jamichael | 2 | 14 | 7.0 |
| 99 | Burks, Jordan | 2 | 14 | 7.0 |
| 1 | Fulks, Themus | 2 | 11 | 5.5 |
| 35 | Cambridge, Devan | 2 | 11 | 5.5 |

Field Goals Made

| ## | Player | G | Made | Made/G |
|----|----------------------|---|------|--------|
| 2 | Kugel, Riley | 2 | 16 | 8.0 |
| 4 | Stillwell, Jamichael | 2 | 9 | 4.5 |
| 99 | Burks, Jordan | 2 | 7 | 3.5 |
| 35 | Cambridge, Devan | 2 | 6 | 3.0 |
| 22 | Johnson, Chris | 1 | 5 | 5.0 |

3-Point FG Percentage

| ## | Player | 3FG | Att | Pct |
|----|------------------|-----|-----|------|
| 22 | Johnson, Chris | 3 | 4 | .750 |
| 99 | Burks, Jordan | 3 | 4 | .750 |
| 2 | Kugel, Riley | 9 | 14 | .643 |
| 35 | Cambridge, Devan | 1 | 4 | .250 |
| 11 | Pacheco, Carmelo | 1 | 5 | .200 |

3-Point FG Attempts

| ## | Player | G | Att | Att/G |
|----|------------------|---|-----|-------|
| 2 | Kugel, Riley | 2 | 14 | 7.0 |
| 11 | Pacheco, Carmelo | 2 | 5 | 2.5 |
| 22 | Johnson, Chris | 1 | 4 | 4.0 |
| 99 | Burks, Jordan | 2 | 4 | 2.0 |
| 35 | Cambridge, Devan | 2 | 4 | 2.0 |

3-Point FG Made

| ## | Player | G | Made | Made/G |
|----|------------------|---|------|--------|
| 2 | Kugel, Riley | 2 | 9 | 4.5 |
| 22 | Johnson, Chris | 1 | 3 | 3.0 |
| 99 | Burks, Jordan | 2 | 3 | 1.5 |
| 35 | Cambridge, Devan | 2 | 1 | 0.5 |
| 11 | Pacheco, Carmelo | 2 | 1 | 0.5 |

LEADERS

Free Throw Percentage

| ## | Player | Made | Att | Pct |
|----|----------------------|------|-----|-------|
| 2 | Kugel, Riley | 3 | 3 | 1.000 |
| 5 | Parker, Kris | 2 | 2 | 1.000 |
| 99 | Burks, Jordan | 7 | 8 | .875 |
| 1 | Fulks, Themus | 12 | 14 | .857 |
| 4 | Stillwell, Jamichael | 7 | 10 | .700 |
| 22 | Johnson, Chris | 4 | 6 | .667 |
| 35 | Cambridge, Devan | 6 | 12 | .500 |
| 7 | Bol, John | 1 | 2 | .500 |
| 3 | Beale Jr., George | 2 | 5 | .400 |

Free Throw Attempts

| ## | Player | G | Att | Att/G |
|----|----------------------|---|-----|-------|
| 1 | Fulks, Themus | 2 | 14 | 7.0 |
| 35 | Cambridge, Devan | 2 | 12 | 6.0 |
| 4 | Stillwell, Jamichael | 2 | 10 | 5.0 |
| 99 | Burks, Jordan | 2 | 8 | 4.0 |
| 22 | Johnson, Chris | 1 | 6 | 6.0 |

Free Throws Made

| ## | Player | G | Made | Made/G |
|----|----------------------|---|------|--------|
| 1 | Fulks, Themus | 2 | 12 | 6.0 |
| 4 | Stillwell, Jamichael | 2 | 7 | 3.5 |
| 99 | Burks, Jordan | 2 | 7 | 3.5 |
| 35 | Cambridge, Devan | 2 | 6 | 3.0 |
| 22 | Johnson, Chris | 1 | 4 | 4.0 |

Rebounds

| ## | Player | G | Reb | Reb/G |
|----|----------------------|---|-----|-------|
| 35 | Cambridge, Devan | 2 | 11 | 5.5 |
| 4 | Stillwell, Jamichael | 2 | 10 | 5.0 |
| 2 | Kugel, Riley | 2 | 9 | 4.5 |
| 99 | Burks, Jordan | 2 | 9 | 4.5 |
| 11 | Pacheco, Carmelo | 2 | 5 | 2.5 |

Assists

| ## | Player | G | Ast | Ast/G |
|----|----------------------|---|-----|-------|
| 1 | Fulks, Themus | 2 | 12 | 6.0 |
| 2 | Kugel, Riley | 2 | 7 | 3.5 |
| 22 | Johnson, Chris | 1 | 5 | 5.0 |
| 35 | Cambridge, Devan | 2 | 3 | 1.5 |
| 4 | Stillwell, Jamichael | 2 | 1 | 0.5 |

Rebounds Average

| ## | Player | G | Reb | Reb/G |
|----|----------------------|---|-----|-------|
| 35 | Cambridge, Devan | 2 | 11 | 5.5 |
| 4 | Stillwell, Jamichael | 2 | 10 | 5.0 |
| 2 | Kugel, Riley | 2 | 9 | 4.5 |
| 99 | Burks, Jordan | 2 | 9 | 4.5 |
| 11 | Pacheco, Carmelo | 2 | 5 | 2.5 |

Steals

| ## | Player | G | Stl | Stl/G |
|----|----------------------|---|-----|-------|
| 2 | Kugel, Riley | 2 | 1 | 0.5 |
| 4 | Stillwell, Jamichael | 2 | 1 | 0.5 |

Offensive Rebounds

| ## | Player | G | OReb | OReb/G |
|----|----------------------|---|------|--------|
| 4 | Stillwell, Jamichael | 2 | 4 | 2.0 |
| 99 | Burks, Jordan | 2 | 3 | 1.5 |
| 35 | Cambridge, Devan | 2 | 3 | 1.5 |
| 2 | Kugel, Riley | 2 | 1 | 0.5 |
| 7 | Bol, John | 2 | 1 | 0.5 |

Blocked Shots

| ## | Player | G | Blk | Blk/G |
|----|------------------|---|-----|-------|
| 99 | Burks, Jordan | 2 | 2 | 1.0 |
| 35 | Cambridge, Devan | 2 | 1 | 0.5 |
| 0 | Foumena, Jeremy | 2 | 1 | 0.5 |

Defensive Rebounds

| ## | Player | G | DReb | DReb/G |
|----|----------------------|---|------|--------|
| 2 | Kugel, Riley | 2 | 8 | 4.0 |
| 35 | Cambridge, Devan | 2 | 8 | 4.0 |
| 4 | Stillwell, Jamichael | 2 | 6 | 3.0 |
| 99 | Burks, Jordan | 2 | 6 | 3.0 |
| 1 | Fulks, Themus | 2 | 4 | 2.0 |

Minutes

| ## | Player | G | Min | Min/G |
|----|----------------------|---|-----|-------|
| 2 | Kugel, Riley | 2 | 65 | 32:38 |
| 99 | Burks, Jordan | 2 | 54 | 27:11 |
| 1 | Fulks, Themus | 2 | 52 | 26:14 |
| 35 | Cambridge, Devan | 2 | 52 | 26:02 |
| 4 | Stillwell, Jamichael | 2 | 44 | 21:59 |

Fouls

| ## | Player | G | PF | PF/G |
|----|----------------------|---|----|------|
| 4 | Stillwell, Jamichael | 2 | 8 | 4.0 |
| 35 | Cambridge, Devan | 2 | 7 | 3.5 |
| 2 | Kugel, Riley | 2 | 6 | 3.0 |
| 1 | Fulks, Themus | 2 | 4 | 2.0 |
| 22 | Johnson, Chris | 1 | 3 | 3.0 |

Turnovers

| ## | Player | G | TO | TO/G |
|----|----------------------|---|----|------|
| 1 | Fulks, Themus | 2 | 7 | 3.5 |
| 2 | Kugel, Riley | 2 | 5 | 2.5 |
| 4 | Stillwell, Jamichael | 2 | 4 | 2.0 |
| 35 | Cambridge, Devan | 2 | 3 | 1.5 |
| 7 | Bol, John | 2 | 3 | 1.5 |

Foul Outs

| ## | Player | G | FO |
|----|--------|---|----|
|----|--------|---|----|



UCF GAME HIGHS

| | | | |
|------------------------------|------|---------|-------------------------|
| POINTS | 93 | | Vanderbilt (11/08/2025) |
| | 82 | | Hofstra (11/03/2025) |
| FIELD GOALS MADE | 31 | | Vanderbilt (11/08/2025) |
| | 26 | | Hofstra (11/03/2025) |
| FIELD GOAL ATTEMPTS | 58 | | Vanderbilt (11/08/2025) |
| | 56 | | Hofstra (11/03/2025) |
| FIELD GOAL PERCENTAGE | .534 | (31-58) | Vanderbilt (11/08/2025) |
| | .464 | (26-56) | Hofstra (11/03/2025) |
| 3 PT FG MADE | 9 | | Vanderbilt (11/08/2025) |
| | 8 | | Hofstra (11/03/2025) |
| 3 PT FG ATTEMPTS | 20 | | Hofstra (11/03/2025) |
| | 16 | | Vanderbilt (11/08/2025) |
| 3 PT FG PERCENTAGE | .563 | (9-16) | Vanderbilt (11/08/2025) |
| | .400 | (8-20) | Hofstra (11/03/2025) |
| FREE THROWS MADE | 22 | | Vanderbilt (11/08/2025) |
| | 22 | | Hofstra (11/03/2025) |
| FREE THROW ATTEMPTS | 36 | | Hofstra (11/03/2025) |
| | 28 | | Vanderbilt (11/08/2025) |
| FREE THROW PERCENTAGE | .786 | (22-28) | Vanderbilt (11/08/2025) |
| | .611 | (22-36) | Hofstra (11/03/2025) |
| REBOUNDS | 40 | | Hofstra (11/03/2025) |
| | 29 | | Vanderbilt (11/08/2025) |
| ASSISTS | 16 | | Vanderbilt (11/08/2025) |
| | 16 | | Hofstra (11/03/2025) |
| STEALS | 2 | | Hofstra (11/03/2025) |
| | 0 | | Vanderbilt (11/08/2025) |
| BLOCKED SHOTS | 3 | | Hofstra (11/03/2025) |
| | 1 | | Vanderbilt (11/08/2025) |
| TURNOVERS | 16 | | Hofstra (11/03/2025) |
| | 12 | | Vanderbilt (11/08/2025) |
| FOULS | 20 | | Hofstra (11/03/2025) |
| | 19 | | Vanderbilt (11/08/2025) |

OPPONENT GAME HIGHS

| | | | |
|------------------------------|------|---------|-------------------------|
| POINTS | 105 | | Vanderbilt (11/08/2025) |
| | 78 | | Hofstra (11/03/2025) |
| FIELD GOALS MADE | 38 | | Vanderbilt (11/08/2025) |
| | 26 | | Hofstra (11/03/2025) |
| FIELD GOAL ATTEMPTS | 68 | | Vanderbilt (11/08/2025) |
| | 62 | | Hofstra (11/03/2025) |
| FIELD GOAL PERCENTAGE | .559 | (38-68) | Vanderbilt (11/08/2025) |
| | .419 | (26-62) | Hofstra (11/03/2025) |
| 3 PT FG MADE | 14 | | Vanderbilt (11/08/2025) |
| | 5 | | Hofstra (11/03/2025) |
| 3 PT FG ATTEMPTS | 36 | | Vanderbilt (11/08/2025) |
| | 22 | | Hofstra (11/03/2025) |
| 3 PT FG PERCENTAGE | .389 | (14-36) | Vanderbilt (11/08/2025) |
| | .227 | (5-22) | Hofstra (11/03/2025) |
| FREE THROWS MADE | 21 | | Hofstra (11/03/2025) |
| | 15 | | Vanderbilt (11/08/2025) |
| FREE THROW ATTEMPTS | 24 | | Hofstra (11/03/2025) |
| | 17 | | Vanderbilt (11/08/2025) |
| FREE THROW PERCENTAGE | .882 | (15-17) | Vanderbilt (11/08/2025) |
| | .875 | (21-24) | Hofstra (11/03/2025) |
| REBOUNDS | 31 | | Hofstra (11/03/2025) |
| | 29 | | Vanderbilt (11/08/2025) |
| ASSISTS | 18 | | Vanderbilt (11/08/2025) |
| | 16 | | Hofstra (11/03/2025) |
| STEALS | 7 | | Vanderbilt (11/08/2025) |
| | 7 | | Hofstra (11/03/2025) |
| BLOCKED SHOTS | 4 | | Hofstra (11/03/2025) |
| | 3 | | Vanderbilt (11/08/2025) |
| TURNOVERS | 12 | | Hofstra (11/03/2025) |
| | 6 | | Vanderbilt (11/08/2025) |
| FOULS | 28 | | Hofstra (11/03/2025) |
| | 25 | | Vanderbilt (11/08/2025) |

UCF GAME LOWS

| | | | |
|------------------------------|------|---------|-------------------------|
| POINTS | 82 | | Hofstra (11/03/2025) |
| | 93 | | Vanderbilt (11/08/2025) |
| FIELD GOALS MADE | 26 | | Hofstra (11/03/2025) |
| | 31 | | Vanderbilt (11/08/2025) |
| FIELD GOAL ATTEMPTS | 56 | | Hofstra (11/03/2025) |
| | 58 | | Vanderbilt (11/08/2025) |
| FIELD GOAL PERCENTAGE | .464 | (26-56) | Hofstra (11/03/2025) |
| | .534 | (31-58) | Vanderbilt (11/08/2025) |
| 3 PT FG MADE | 8 | | Hofstra (11/03/2025) |
| | 9 | | Vanderbilt (11/08/2025) |
| 3 PT FG ATTEMPTS | 16 | | Vanderbilt (11/08/2025) |
| | 20 | | Hofstra (11/03/2025) |
| 3 PT FG PERCENTAGE | .400 | (8-20) | Hofstra (11/03/2025) |
| | .563 | (9-16) | Vanderbilt (11/08/2025) |
| FREE THROWS MADE | 22 | | Vanderbilt (11/08/2025) |
| | 22 | | Hofstra (11/03/2025) |
| FREE THROW ATTEMPTS | 28 | | Vanderbilt (11/08/2025) |
| | 36 | | Hofstra (11/03/2025) |
| FREE THROW PERCENTAGE | .611 | (22-36) | Hofstra (11/03/2025) |
| | .786 | (22-28) | Vanderbilt (11/08/2025) |
| REBOUNDS | 29 | | Vanderbilt (11/08/2025) |
| | 40 | | Hofstra (11/03/2025) |
| ASSISTS | 16 | | Vanderbilt (11/08/2025) |
| | 16 | | Hofstra (11/03/2025) |
| STEALS | 0 | | Vanderbilt (11/08/2025) |
| | 2 | | Hofstra (11/03/2025) |
| BLOCKED SHOTS | 1 | | Vanderbilt (11/08/2025) |
| | 3 | | Hofstra (11/03/2025) |
| TURNOVERS | 12 | | Vanderbilt (11/08/2025) |
| | 16 | | Hofstra (11/03/2025) |
| FOULS | 19 | | Vanderbilt (11/08/2025) |
| | 20 | | Hofstra (11/03/2025) |

OPPONENT GAME LOWS

| | | | |
|------------------------------|------|---------|-------------------------|
| POINTS | 78 | | Hofstra (11/03/2025) |
| | 105 | | Vanderbilt (11/08/2025) |
| FIELD GOALS MADE | 26 | | Hofstra (11/03/2025) |
| | 38 | | Vanderbilt (11/08/2025) |
| FIELD GOAL ATTEMPTS | 62 | | Hofstra (11/03/2025) |
| | 68 | | Vanderbilt (11/08/2025) |
| FIELD GOAL PERCENTAGE | .419 | (26-62) | Hofstra (11/03/2025) |
| | .559 | (38-68) | Vanderbilt (11/08/2025) |
| 3 PT FG MADE | 5 | | Hofstra (11/03/2025) |
| | 14 | | Vanderbilt (11/08/2025) |
| 3 PT FG ATTEMPTS | 22 | | Hofstra (11/03/2025) |
| | 36 | | Vanderbilt (11/08/2025) |
| 3 PT FG PERCENTAGE | .227 | (5-22) | Hofstra (11/03/2025) |
| | .389 | (14-36) | Vanderbilt (11/08/2025) |
| FREE THROWS MADE | 15 | | Vanderbilt (11/08/2025) |
| | 21 | | Hofstra (11/03/2025) |
| FREE THROW ATTEMPTS | 17 | | Vanderbilt (11/08/2025) |
| | 24 | | Hofstra (11/03/2025) |
| FREE THROW PERCENTAGE | .875 | (21-24) | Hofstra (11/03/2025) |
| | .882 | (15-17) | Vanderbilt (11/08/2025) |
| REBOUNDS | 29 | | Vanderbilt (11/08/2025) |
| | 31 | | Hofstra (11/03/2025) |
| ASSISTS | 16 | | Hofstra (11/03/2025) |
| | 18 | | Vanderbilt (11/08/2025) |
| STEALS | 7 | | Vanderbilt (11/08/2025) |
| | 7 | | Hofstra (11/03/2025) |
| BLOCKED SHOTS | 3 | | Vanderbilt (11/08/2025) |
| | 4 | | Hofstra (11/03/2025) |
| TURNOVERS | 6 | | Vanderbilt (11/08/2025) |
| | 12 | | Hofstra (11/03/2025) |
| FOULS | 25 | | Vanderbilt (11/08/2025) |
| | 28 | | Hofstra (11/03/2025) |

UCF PLAYER GAME HIGHS

| | | | |
|---|-------|--------|---|
| POINTS | 20 | | Duke Miles vs Vanderbilt (11/08/2025) |
| | 17 | | Frankie Collins vs Vanderbilt (11/08/2025) |
| | 17 | | Tyler Nickel vs Vanderbilt (11/08/2025) |
| | 17 | | Tyler Tanner vs Vanderbilt (11/08/2025) |
| | 17 | | Cruz Davis vs Hofstra (11/03/2025) |
| FIELD GOALS MADE | 8 | | Duke Miles vs Vanderbilt (11/08/2025) |
| | 7 | | Cruz Davis vs Hofstra (11/03/2025) |
| FIELD GOAL ATTEMPTS | 17 | | Cruz Davis vs Hofstra (11/03/2025) |
| | 13 | | Duke Miles vs Vanderbilt (11/08/2025) |
| FIELD GOAL PERCENTAGE (min 5 made) | .625 | (5-8) | Frankie Collins vs Vanderbilt (11/08/2025) |
| | .615 | (8-13) | Duke Miles vs Vanderbilt (11/08/2025) |
| 3 PT FG MADE | 4 | | Tyler Nickel vs Vanderbilt (11/08/2025) |
| | 3 | | Duke Miles vs Vanderbilt (11/08/2025) |
| | 3 | | Tyler Tanner vs Vanderbilt (11/08/2025) |
| 3 PT FG ATTEMPTS | 8 | | Tyler Nickel vs Vanderbilt (11/08/2025) |
| | 7 | | Duke Miles vs Vanderbilt (11/08/2025) |
| | 7 | | Tyler Tanner vs Vanderbilt (11/08/2025) |
| 3 PT FG PERCENTAGE (min 2 made) | .500 | (4-8) | Tyler Nickel vs Vanderbilt (11/08/2025) |
| | .429 | (3-7) | Duke Miles vs Vanderbilt (11/08/2025) |
| | .429 | (3-7) | Tyler Tanner vs Vanderbilt (11/08/2025) |
| FREE THROWS MADE | 6 | | Frankie Collins vs Vanderbilt (11/08/2025) |
| | 6 | | Preston Edmead vs Hofstra (11/03/2025) |
| FREE THROW ATTEMPTS | 7 | | Frankie Collins vs Vanderbilt (11/08/2025) |
| | 6 | | German Plotnikov vs Hofstra (11/03/2025) |
| | 6 | | Preston Edmead vs Hofstra (11/03/2025) |
| FREE THROW PERCENTAGE (min 3 made) | 1.000 | (6-6) | Preston Edmead vs Hofstra (11/03/2025) |
| | 1.000 | (4-4) | Tyler Tanner vs Vanderbilt (11/08/2025) |
| | 1.000 | (3-3) | Cruz Davis vs Hofstra (11/03/2025) |
| REBOUNDS | 6 | | Devin McGlockton vs Vanderbilt (11/08/2025) |
| | 6 | | Jalen Washington vs Vanderbilt (11/08/2025) |
| | 6 | | Silas Sunday vs Hofstra (11/03/2025) |
| ASSISTS | 6 | | Preston Edmead vs Hofstra (11/03/2025) |
| | 5 | | Frankie Collins vs Vanderbilt (11/08/2025) |
| | 5 | | Cruz Davis vs Hofstra (11/03/2025) |
| STEALS | 4 | | German Plotnikov vs Hofstra (11/03/2025) |
| | 3 | | Frankie Collins vs Vanderbilt (11/08/2025) |
| BLOCKED SHOTS | 1 | | Devin McGlockton vs Vanderbilt (11/08/2025) |
| | 1 | | AK Okereke vs Vanderbilt (11/08/2025) |
| | 1 | | Tyler Harris vs Vanderbilt (11/08/2025) |
| | 1 | | German Plotnikov vs Hofstra (11/03/2025) |
| | 1 | | Silas Sunday vs Hofstra (11/03/2025) |
| | 1 | | Biggie Patterson vs Hofstra (11/03/2025) |
| | 1 | | Joshua DeCady vs Hofstra (11/03/2025) |
| TURNOVERS | 3 | | Silas Sunday vs Hofstra (11/03/2025) |
| | 2 | | Cruz Davis vs Hofstra (11/03/2025) |
| | 2 | | Preston Edmead vs Hofstra (11/03/2025) |
| | 2 | | Victory Onuetu vs Hofstra (11/03/2025) |
| FOULS | 5 | | Duke Miles vs Vanderbilt (11/08/2025) |
| | 5 | | Jalen Washington vs Vanderbilt (11/08/2025) |
| | 5 | | Cruz Davis vs Hofstra (11/03/2025) |
| | 5 | | Biggie Patterson vs Hofstra (11/03/2025) |
| | 5 | | Preston Edmead vs Hofstra (11/03/2025) |

OPPONENT PLAYER GAME HIGHS

| | | | |
|---|-------|--------|--|
| POINTS | 17 | | Cruz Davis vs Hofstra (11/03/2025) |
| | 16 | | Preston Edmead vs Hofstra (11/03/2025) |
| | 13 | | German Plotnikov vs Hofstra (11/03/2025) |
| | 10 | | Silas Sunday vs Hofstra (11/03/2025) |
| | 8 | | Joshua DeCady vs Hofstra (11/03/2025) |
| | 8 | | Victory Onuetu vs Hofstra (11/03/2025) |
| FIELD GOALS MADE | 7 | | Cruz Davis vs Hofstra (11/03/2025) |
| | 4 | | Silas Sunday vs Hofstra (11/03/2025) |
| | 4 | | Preston Edmead vs Hofstra (11/03/2025) |
| | 4 | | Victory Onuetu vs Hofstra (11/03/2025) |
| FIELD GOAL ATTEMPTS | 17 | | Cruz Davis vs Hofstra (11/03/2025) |
| | 9 | | Preston Edmead vs Hofstra (11/03/2025) |
| FIELD GOAL PERCENTAGE (min 5 made) | .412 | (7-17) | Cruz Davis vs Hofstra (11/03/2025) |
| 3 PT FG MADE | 2 | | German Plotnikov vs Hofstra (11/03/2025) |
| | 2 | | Preston Edmead vs Hofstra (11/03/2025) |
| 3 PT FG ATTEMPTS | 6 | | German Plotnikov vs Hofstra (11/03/2025) |
| | 6 | | Preston Edmead vs Hofstra (11/03/2025) |
| 3 PT FG PERCENTAGE (min 2 made) | .333 | (2-6) | German Plotnikov vs Hofstra (11/03/2025) |
| | .333 | (2-6) | Preston Edmead vs Hofstra (11/03/2025) |
| FREE THROWS MADE | 6 | | Preston Edmead vs Hofstra (11/03/2025) |
| | 5 | | German Plotnikov vs Hofstra (11/03/2025) |
| FREE THROW ATTEMPTS | 6 | | German Plotnikov vs Hofstra (11/03/2025) |
| | 6 | | Preston Edmead vs Hofstra (11/03/2025) |
| FREE THROW PERCENTAGE (min 3 made) | 1.000 | (6-6) | Preston Edmead vs Hofstra (11/03/2025) |
| | 1.000 | (3-3) | Cruz Davis vs Hofstra (11/03/2025) |
| REBOUNDS | 6 | | Silas Sunday vs Hofstra (11/03/2025) |
| | 4 | | Biggie Patterson vs Hofstra (11/03/2025) |
| | 4 | | Victory Onuetu vs Hofstra (11/03/2025) |
| ASSISTS | 6 | | Preston Edmead vs Hofstra (11/03/2025) |
| | 5 | | Cruz Davis vs Hofstra (11/03/2025) |
| STEALS | 4 | | German Plotnikov vs Hofstra (11/03/2025) |
| | 1 | | Cruz Davis vs Hofstra (11/03/2025) |
| | 1 | | A.J. Wills vs Hofstra (11/03/2025) |
| | 1 | | Joshua DeCady vs Hofstra (11/03/2025) |
| BLOCKED SHOTS | 1 | | German Plotnikov vs Hofstra (11/03/2025) |
| | 1 | | Silas Sunday vs Hofstra (11/03/2025) |
| | 1 | | Biggie Patterson vs Hofstra (11/03/2025) |
| | 1 | | Joshua DeCady vs Hofstra (11/03/2025) |
| TURNOVERS | 3 | | Silas Sunday vs Hofstra (11/03/2025) |
| | 2 | | Cruz Davis vs Hofstra (11/03/2025) |
| | 2 | | Preston Edmead vs Hofstra (11/03/2025) |
| | 2 | | Victory Onuetu vs Hofstra (11/03/2025) |
| FOULS | 5 | | Cruz Davis vs Hofstra (11/03/2025) |
| | 5 | | Biggie Patterson vs Hofstra (11/03/2025) |
| | 5 | | Preston Edmead vs Hofstra (11/03/2025) |
| | 5 | | Victory Onuetu vs Hofstra (11/03/2025) |

NUMERICAL ROSTER

| No. | Name | Pos. | Ht. | Wt. | Yr. | Hometown / High School (Previous School) |
|-----|-----------------------|------|------|-----|-------|---|
| 0 | Jeremy Foumena | C | 6-11 | 250 | R-Jr. | Montreal, Québec, Canada / Orangeville Prep (Mississippi St.) |
| 1 | Themus Fulks | G | 6-2 | 185 | 5th | Winston-Salem, N.C. / Moravian Prep (Milwaukee) |
| 2 | Riley Kugel | G | 6-5 | 210 | Sr. | Orlando, Fla. / Dr. Phillips (Mississippi St.) |
| 3 | George Beale Jr. | G | 6-4 | 200 | Sr. | Suffolk, Va. / King's Fork (Hampton) |
| 4 | Jamichael Stillwell | F | 6-8 | 245 | Sr. | Atlanta, Ga. / Elevation Prep (Milwaukee) |
| 5 | Kris Parker | G | 6-9 | 201 | R-So. | Tallahassee, Fla. / Crossroad Academy (Villanova) |
| 7 | John Bol | C | 7-2 | 210 | So. | Boma, South Sudan / Overtime Elite (Ole Miss) |
| 9 | Elijah Hulsewe | C | 7-0 | 270 | R-Jr. | Orlando, Fla. / Windermere Prep (Bethune-Cookman) |
| 11 | Carmelo Pacheco | G | 6-5 | 190 | Jr. | Harrisonburg, Va. / Spotswood (Mount St. Mary's) |
| 22 | Chris Johnson | G | 6-5 | 196 | Jr. | Houston, Texas / Montverde Academy (Stephen F. Austin) |
| 24 | Zach Johnson | G | 6-6 | 205 | Fr. | Southern Pines, N.C. / IV Greatness Academy |
| 30 | Tanner Jones | G | 6-4 | 190 | Fr. | Memphis, Tenn. / IMG Academy |
| 33 | Poohpha Warakulnukroh | G | 5-11 | 177 | R-Sr. | Bangkok, Thailand / Montverde Academy |
| 35 | Devan Cambridge | F | 6-6 | 210 | 6th | Nashville, Tenn. / Hillcrest Prep (Texas Tech) |
| 99 | Jordan Burks | F | 6-9 | 205 | Jr. | Decatur, Ala. / Hillcrest Prep (Georgetown) |

ALPHABETICAL ROSTER

| No. | Name | Pos. | Ht. | Wt. | Yr. | Hometown / High School (Previous Schools) |
|-----|-----------------------|------|------|-----|-------|--|
| 3 | George Beale Jr. | G | 6-4 | 200 | Sr. | Suffolk, Va. / King's Fork (Hampton) |
| 7 | John Bol | C | 7-2 | 210 | So. | Boma, South Sudan / Overtime Elite (Ole Miss) |
| 99 | Jordan Burks | F | 6-9 | 205 | Jr. | Decatur, Ala. / Hillcrest Prep (Georgetown) |
| 35 | Devan Cambridge | F | 6-6 | 210 | 6th | Nashville, Tenn. / Hillcrest Prep (Texas Tech) |
| 0 | Jeremy Foumena | C | 6-11 | 250 | R-Jr. | Montreal, Québec, Canada / Orangeville Prep Mississippi St.) |
| 1 | Themus Fulks | G | 6-2 | 185 | 5th | Winston-Salem, N.C. / Moravian Prep (Milwaukee) |
| 9 | Elijah Hulsewe | C | 7-0 | 270 | R-Jr. | Orlando, Fla. / Windermere Prep (Bethune-Cookman) |
| 22 | Chris Johnson | G | 6-5 | 196 | Jr. | Houston, Texas / Montverde Academy (Stephen F. Austin) |
| 24 | Zach Johnson | G | 6-6 | 205 | Fr. | Southern Pines, N.C. / IV Greatness Academy |
| 30 | Tanner Jones | G | 6-4 | 190 | Fr. | Memphis, Tenn. / IMG Academy |
| 2 | Riley Kugel | G | 6-5 | 210 | Sr. | Orlando, Fla. / Dr. Phillips (Mississippi St.) |
| 11 | Carmelo Pacheco | G | 6-5 | 190 | Jr. | Harrisonburg, Va. / Spotswood (Mount St. Mary's) |
| 5 | Kris Parker | G | 6-9 | 201 | R-So. | Tallahassee, Fla. / Crossroad Academy (Villanova) |
| 4 | Jamichael Stillwell | F | 6-8 | 225 | Sr. | Atlanta, Ga. / Elevation Prep (Milwaukee) |
| 33 | Poohpha Warakulnukroh | G | 5-11 | 177 | R-Jr. | Bangkok, Thailand / Montverde Academy |

COACHING AND SUPPORT STAFF

| | |
|--|---|
| Head Coach | Johnny Dawkins (Duke, 1986) - 10th Season |
| Associate Head Coach | Robbie Laing (Troy, 1982) -10th Season |
| Assistant Coach/Recruiting Coordinator | Tyson Waterman (Winthrop, 2000) - Third Season |
| Assistant Coach | Adam Hood (Air Force, 2008) - Second Season |
| Assistant Coach | Dwayne Anderson II (Villanova, 2009) - First Season |
| Chief of Staff | Kelvin Johnson (Richmond, 1985) - Ninth Season |
| Director of Operations | Jeff Chapman (Wichita State, 2016) - Second Season |
| Executive Assistant | Kylee Pufko (Miami, 2023) - Second Season |
| Head Strength Coach | Charles Stephenson (Virginia, 1989) - Fifth Season |
| Athletic Trainer | Matthew Kabay (Waynesburg, 2014) - Second Season |
| Assoc. Director of Equipment | John Whitford (Manchester, 1995) - 22nd Season |

PRONUNCIATION GUIDE

| # | Player Name | First Name | Last Name |
|-----|-----------------------|------------|----------------------|
| 0 | Jeremy Foumena | -- | foo-MEN-ah |
| 2 | Riley Kugel | -- | KOO-gull |
| 7 | John Bol | -- | bowl |
| 9 | Elijah Hulsewe | -- | Hul-SUHway |
| 11 | Carmelo Pacheco | -- | PA-check-oh |
| 30 | Poohpha Warakulnukroh | Pooh-pa | War-uh-COOL-nuh-crow |
| AHC | Robbie Laing | -- | Lang |

BREAKDOWN BY CLASS

| | |
|-----------|--|
| 6th Year | Devan Cambridge (F) ^ |
| 5th Year | Themus Fulks (G) ^ |
| Senior | George Beale Jr. (G) Riley Kugel (G) Jamichael Stillwell (F) Poohpha Warakulnukroh (G) ^ |
| Junior | Jordan Burks (F) Elijah Hulsewe (C) ^ Jeremy Foumena (C) ^ Chris Johnson (G) Carmelo Pacheco (G) ^ |
| Sophomore | John Bol (C) Kris Parker (G) |
| Freshman | Zach Johnson (G) Tanner Jones (G) |

^ - Have utilized a redshirt

BREAKDOWN BY LOCATION

| | |
|--------------------------------|---|
| Alabama | 1 |
| Jordan Burks (Decatur) | |
| Florida | 3 |
| Elijah Hulsewe (Orlando) | |
| Riley Kugel (Orlando) | |
| Kris Parker (Tallahassee) | |
| Georgia | 1 |
| Jamichael Stillwell (Atlanta) | |
| North Carolina | 2 |
| Themus Fulks (Winston-Salem) | |
| Zach Johnson (Southern Pines) | |
| Tennessee | 2 |
| Devan Cambridge (Nashville) | |
| Tanner Jones (Memphis) | |
| Texas | 1 |
| Chris Johnson (Houston) | |
| Virginia | 2 |
| George Beale Jr. (Suffolk) | |
| Carmelo Pacheco (Harrisonburg) | |

International Knights

| | |
|-----------------------------------|---|
| Canada | 1 |
| Jeremy Foumena (Montreal, Québec) | |
| South Sudan | 1 |
| John Bol (Boma) | |
| Thailand | 1 |
| Poohpha Warakulnukroh (Bangkok) | |

BREAKDOWN BY HEIGHT

| | |
|-----------------------|-------|
| John Bol | 7'2" |
| Elijah Hulsewe | 7'0" |
| Jeremy Foumena | 6'11" |
| Kris Parker | 6'9" |
| Jordan Burks | 6'9" |
| Jamichael Stillwell | 6'8" |
| Zach Johnson | 6'6" |
| Devan Cambridge | 6'6" |
| Riley Kugel | 6'5" |
| Carmelo Pacheco | 6'5" |
| Chris Johnson | 6'5" |
| George Beale Jr. | 6'4" |
| Tanner Jones | 6'4" |
| Themus Fulks | 6'2" |
| Poohpha Warakulnukroh | 5'11" |

TV ROSTER



#0 - Jeremy Fournena
C • R-Jr. • 6-11
Montreal, Québec, Canada



#1 - Themus Fulks
G • 5th • 6-2
Winston-Salem, N.C.



#2 - Riley Kugel
G • Sr. • 6-5
Orlando, Fla.



#3 - George Beale Jr.
G • Sr. • 6-4
Suffolk, Va.




#4 - Jamichael Stillwell
F • Sr. • 6-8
Atlanta, Ga.




#5 - Kris Parker
G • R-So. • 6-9
Tallahassee, Fla.




#7 - John Bol
C • So. • 7-2
Boma, South Sudan




#9 - Elijah Hulsewe
C • R-Jr. • 7-0
Orlando, Fla.



#11 - Carmelo Pacheco
G • Jr. • 6-5
Harrisonburg, Va.



#22 - Chris Johnson
G • Jr. • 6-5
Houston, Texas




#24 - Zach Johnson
G • Fr. • 6-6
Southern Pines, N.C.



#30 - Tanner Jones
G • Fr. • 6-4
Memphis, Tenn.



#33 - Poohpha Warakulnukroh
G • R-Sr. • 5-11
Bangkok, Thailand



#35 - Devan Cambridge
F • 6th • 6-6
Nashville, Tenn.



#99 - Jordan Burks
F • Jr. • 6-9
Decatur, Ala.



Johnny Dawkins
Head Coach
10th Season




Robbie Laing
Associate Head Coach
10th Season



Tyson Waterman
Assistant Coach/Recruiting Coordinator
Third Season



Adam Hood
Assistant Coach
Second Season



Dwayne Anderson II
Assistant Coach
First Season



Kelvin Johnson
Chief of Staff
Ninth Season