

KNIGHTS



MEN'S BASKETBALL

SATURDAY, DECEMBER 20, 2025 + 5:00 P.M.

UCF KNIGHTS



FGCU EAGLES

Head Coach Johnny Dawkins
Alma Mater Duke, 1986
At UCF (10th Season) 177-121
Career (18th Season) 333-236
NCAA Net 44
KenPom 54
ESPN BPI 60



9-1 (0-0 Big 12)



5-6 (0-0 ASUN)

Orlando, Fla.
Addition Financial Arena (10,000)

Head Coach Pat Chambers
Alma Mater Philadelphia, 1994
At FGCU (4th Season) 46-54
Career (15th Season) 236-232
NCAA Net 203
KenPom 174
ESPN BPI 170

KNIGHT NOTES

BEATING FLORIDA FOES

- UCF has found success against in-state opponents under head coach Johnny Dawkins, going 29-11 against teams from Florida since his arrival. The Knights cruised past Florida A&M this season and are set to face two more in-state foes with FGCU (Dec. 20) and Florida Atlantic (Dec. 23).
- UCF added two tallies to the win column last season with the 100-94 win over Florida Atlantic on Nov. 12 and the 86-66 victory over Jacksonville on Dec. 21.
- The Knights have topped Florida, Florida State, Miami, South Florida, Stetson, FIU, Jacksonville, Bethune-Cookman and Florida A&M during Johnny Dawkins' tenure as UCF's head coach and added Florida Atlantic to that list last season.

NOW YOU'RE DAWKIN: KNIGHTS START 9-1

- Since head coach Johnny Dawkins took the helm in 2016, the Knights have never opened a season quite like this, as their electrifying 9-1 start stands as the best of his tenure
- Their win over Towson on Dec. 7 also pushed their streak to seven straight victories, the longest by a Dawkins-led team since the 2019 season, when the group made a March Madness appearance and recorded a similar seven-game run from Dec. 8 to Jan. 13
- Notes to Watch: If Dawkins and his squad sweep the rest of their non-conference schedule, they'll finish 11-1, setting a new program benchmark for the best non-conference record. Dawkins has his core group locked down early, as the Knights have yet to lose with Riley Kugel, Themus Fulks, Jamichael Stillwell, Jordan Burks, and John Bol in the starting lineup.

FULKS CONTROLS THE FLOW

- Milwaukee transfer Themus Fulks has quickly established himself as UCF's floor general, second in the Big 12 and ranking seventh nationally with 6.9 assists per game in just 10 games. He delivered his most impressive performance in the Knights' win over Quinnipiac, dishing out 13 assists, the most by a UCF player in more than a decade. That effort left him just one shy of the program's single-game record of 14, held by Kingsley Edwards and Cory Perry.
- Notes to watch: Should Fulks maintain a seven-assist per game average across the regular season, he'd shatter the previous program single-season assist record of 183 set in the 1991-92 season by Sinua Phillips. Fulks is one of four players in the Big 12 with multiple 10-plus assist games and one of 11 across the Power Four. Heading into the final two nonconference games, Fulks has directly contributed 115 points himself and another 168 through his assists, giving him responsibility for 283 of UCF's 873 total points. That means he has accounted for an impressive 32.4 percent of the Knights' total scoring production this season.

THE 4 FACTOR

- Number four, Jamichael Stillwell, who transferred from Milwaukee alongside Fulks, has become a dominant two-way presence for the Knights, already recording four double-doubles across 10 games, unsurprising for the senior who averaged 13 points and 10.7 rebounds last season. He ranks third in the Big 12 with 3.80 offensive rebounds per game, highlighted by a career-best 10 in the win over VMI, which ties him for second all-time in program history for offensive boards in a single game.
- Notes to watch: Stillwell is on pace to surpass UCF's single-season double-double record of 12, set by Tacko Fall during the 2016-17 season. Notably, Stillwell recorded 16 double-doubles last season at Milwaukee. Fall also set UCF's single-season offensive rebounding record in 2016-17 with 129, another benchmark Stillwell could challenge if he maintains his production on the offensive glass throughout the season. It is worth noting that Fall was a true center, but no forward has surpassed 100 offensive rebounds in a single season, a benchmark that Stillwell is already more than a quarter of the way toward reaching.

PROJECTED STARTING FIVE



1 Themus Fulks

5TH-G 7th in NCAA for assists per game (6.9) and 20th for assists with 69



2 Riley Kugel

SR-G Leads the team in scoring with 14.6 ppg



4 Jamichael Stillwell

SR-G Recorded four double-doubles so far this season, ranked 4th in Big 12



7 John Bol

SO-C 27-34 from the field, 79.4%



99 Jordan Burks

JR-F Second on the team in scoring average, 12.8 ppg and leads team in blocks

GP-GS	Pts.	Reb.	Ast.	FG%	3P%	FT%
10-10	11.5	35	6.9	.477	.417	.778
GP-GS	Pts.	Reb.	Ast.	FG%	3P%	FT%
10-10	14.6	2.7	2.8	.415	.417	.720
GP-GS	Pts.	Reb.	Ast.	FG%	3P%	FT%
10-9	12.2	8.7	1.9	.571	.444	.789
GP-GS	Pts.	Reb.	Ast.	FG%	3P%	FT%
10-10	6.3	3.7	0.3	.794	0	.818
GP-GS	Pts.	Reb.	Ast.	FG%	3P%	FT%
10-10	12.8	4.7	0.6	.494	.368	.897



BROADCAST INFORMATION

TV



Play-by-Play: Austin Lyon
Analyst: Mike O' Donnell

RADIO



Online: FM 96.9 / AM 740 The Game
Play-by-Play: Marc Daniels

2025-26 SCHEDULE

Overall: 9-1

Big 12 Conference: 0-0 + Non-Conference: 9-1 + vs. Top 25: 0-0
Home: 7-1 + Away: 1-0 + Neutral: 1-0

Date	Opponent	TV	Time/Result
Nov. 3	Hofstra	ESPN+	W, 82-78
Nov. 8	Vanderbilt	ESPN+	L, 105-93
Nov. 11	Florida A&M	ESPN+	W, 97-60
Nov. 14	at Texas A&M	SECN+	W, 86-74
Nov. 17	Oakland	ESPN+	W, 87-83
Nov. 20	vs. Pitt*	ESPN2	W, 77-67
Nov. 25	Quinnipiac	ESPN+	W, 102-91
Nov. 29	VMI	ESPN+	W, 82-57
Dec. 7	Towson	ESPN+	W, 86-61
Dec. 17	Mercer	ESPN+	W, 81-63
Dec. 20	FGCU	ESPN+	5 p.m.
Dec. 23	vs. Florida Atlantic%	-	2 p.m.
Jan. 3	#17/17 Kansas*	Peacock	2 p.m.
Jan. 6	at Oklahoma State*	ESPN+	8 p.m.
Jan. 11	Cincinnati*	ESPN2	5 p.m.
Jan. 14	at Kansas State*	Peacock	8 p.m.
Jan. 17	#1/2 Arizona*	ESPN2/U	4 p.m.
Jan. 20	at #4/4 Iowa State*	CBSSN	7 p.m.
Jan. 24	at Colorado*	ESPN+	3 p.m.
Jan. 27	Arizona State*	ESPN+	7 p.m.
Jan. 31	#19/19 Texas Tech*	ESPN2	Noon
Feb. 4	at #8/8 Houston*	FS1	7 p.m.
Feb. 8	at Cincinnati*	CBSSN	2 p.m.
Feb. 14	West Virginia*	FS1	6 p.m.
Feb. 17	TCU*	ESPN+	7 p.m.
Feb. 21	at Utah*	ESPN+	9 p.m.
Feb. 24	at #10/10 BYU*	ESPN/2	11 p.m.
Feb. 28	Baylor*	FS1	8 p.m.
March 3	Oklahoma State*	ESPN+	7 p.m.
March 6	at West Virginia*	CBSSN	8 p.m.

Big 12 Men's Basketball Tournament; T-Mobile Center in Kansas City, Mo.
March 10-14 Big 12 Tournament - TBA

* - Legends Classic
% - Festival
* - Big 12 Conference contest
Home games are in bold
Rankings listed are AP/Coaches polls, receiving votes not displayed
All times Eastern



A WIN WOULD...

- Be better than a loss
- Improve the record to 10-1 on the season
- Improve the record against the Eagles to 2-0
- Be the 9th consecutive win and seventh straight at home

IT'S UCF...NOT CENTRAL FLORIDA

A warm Sunshine State hello to all our new conference-mates in the Big 12 and to others we may not have crossed paths with before. The 2025-26 season is our third in our new conference, and we'd like to make sure we are referred to correctly on all accounts. Please refer to the University of Central Florida as "UCF," not "Central Florida," on all references. Also, we are not the "Golden Knights," instead, we are simply known as the "Knights."

TEAM COMPARISON

					
Big 12	Nat'l	Value	Stat Category	Value	ASUN
7	78	1.45	Assist/Turnover Ratio	1.35	107
6	43	17.6	Assists per Game	15.4	132
3	73	30.2	Bench Points per Game	30.18	76
16	240	3.1	Blocks per Game	3.2	218
4	41	49.4	Field Goal %	44.4	232
7	84	41.2	Field Goal % Defense	45.2	266
10	159	16.3	Free Throws Made per Game	15.6	152
1	65	75.5	Free Throw %	73.5	120
2	20	10.2	Rebound Margin	3.6	141
3	45	40.6	Rebounds per Game	39.3	85
9	201	73.9	Scoring Defense	81.9	328
6	60	13.4	Scoring Margin	1.5	230
6	43	87.3	Scoring Offense	83.4	85
15	330	5.2	Steals per Game	9.3	44
4	37	38.1	3-point %	32.3	241
5	103	31.1	3-point % Defense	32.5	167
11	163	8.2	3-pointers per Game	8.5	147
11	191	12.6	Turnovers Forced per Game	13.6	111
12	177	12.1	Turnovers per Game	11.4	118

bold & italic indicates top 50 national ranking - stats updated to include games through Sat. Dec. 13

SERIES INFORMATION

Total Meetings	1		
Series	UCF leads 1-0		
in Orlando / Fort Myers / Neutral	1-0 / N/A / N/A in Orlando		
Last Meeting	Dec. 21, 2002; UCF won 68-63 in Orlando		
Last UCF Win	Dec. 21, 2002; 68-63		
Last Home Win	Dec. 21, 2002; 68-63		
Last Road Win	N/A		
Last Neutral Win	N/A		
Last Loss	N/A		
Last Home Loss	N/A		
Last Road Loss	N/A		
Last Neutral Loss	N/A		
Largest Margin of Victory	5; Dec. 21, 2002; 68-63		
Largest Margin of Defeat	N/A		
Streak	UCF W1		
Previous 10 Meetings			
Date	H/A/N	W/L	Result
Dec. 21, 2002	H	W	68-63

RECORD BY STARTING LINEUP

GUARD	GUARD	GUARD/FWD	GUARD/FWD	FWD/C	RECORD/PPG
Fulks	Kugel	Stillwell	Burks	Bol	9-0/84.2
Fulks	Kugel	Cambridge	Burks	Bol	0-1, 93

PPG represents points scored by UCF in games with starting lineup, not the starters' combined stats. Lineups in order that they debuted in.

BY THE NUMBERS

5

Themus Fulks ranks 5th in the NCAA, with 7.4 assists per game this season. The fifth year has tallied 67 assists this season.

1K

Riley Kugel eclipsed the coveted 1,000 points milestone against Oakland on Nov. 17.

100

Themus Fulks, Devan Cambridge and Riley Kugel each have over 100 career games under their belt.

86.1

UCF's transfers on the 2025-2026 roster combined for 86.07 points per game last season, led by Themus Fulks's 14.56 and George Beale Jr.'s 13.03.

13

13 total newcomers rostered; with 11 transfers and two freshman

10

The 2025-26 season marks the 10th season with Johnny Dawkins at the helm

16

Jamichael Stillwell recorded 16 double-doubles last season. He ranked 8th in the nation with 10.7 rebounds per game.

46.4

Carmelo Pacheco ranked fourth in the NCAA at the end of last season with a 46.4 three-point percentage

5

UCF's nod to the College Basketball Crown was the fifth postseason appearance in Dawkins' nine seasons with UCF.

NATIONALLY RANKED KNIGHTS

Jordan Burks

Category	Value	NCAA Rk.	Big 12 Rk.
Free Throw Percentage	89.7	53	3

Themus Fulks

Category	Value	NCAA Rk.	Big 12 Rk.
Assists	69	20	3
Assists Per Game	6.9	7	2

Jamichael Stillwell

Category	Value	NCAA Rk.	Big 12 Rk.
Double Doubles	4	37	4
Rebounds	87	86	6
Offensive Rebounds Per Game	3.8	16	3
Rebounds Per Game	8.7	48	6

stats updated to include games through Wed. Dec. 18
Top 100 only

IN UCF WINS VS. LOSSES

	In UCF Wins	In UCF Losses
Points per Game	86.7	93.0
Opponent Points per Game	70.4	105.0
Field Goal Percentage	49.0%	53.4%
Opponent Field Goal Percentage	39.3%	55.9%
3-Point Percentage	36.7%	56.3%
Opponent 3-Point Percentage	29.9%	38.9%
Free Throw Percentage	75.0%	78.6%
Opponent Free Throw Percentage	75.9%	88.2%
Rebounds per Game	41.9	29.0
Rebound Margin	+11.3	0.0
Assists per Game	17.8	16.0
Turnovers per Game	12.1	12.0
Opponent Turnovers per Game	13.3	6.0

CONSECUTIVE STARTS

Player	Active UCF Streak	Longest UCF Streak	Longest Career Streak
George Beale Jr.	0	0	9
Jordan Burks	10	10	19*
Themus Fulks	10	10	66*
Elijah Hulsewe	0	0	7
Carmelo Pacheco	0	0	21
Jamichael Stillwell	8	8	13
Devan Cambridge	1	1	24
Riley Kugel	10	10	25
John Bol	10	10	9*

*indicates active longest career streak

GAME-BY-GAME LINEUP

Opp.	LINEUP (G-G-G/F-G/F-C)
Hofstra	Fulks-Kugel-Stillwell-Burks-Bol
Vanderbilt	Fulks-Kugel-Cambridge-Burks-Bol
Florida A&M	Fulks-Kugel-Stillwell-Burks-Bol
at Texas A&M	Fulks-Kugel-Stillwell-Burks-Bol
Oakland	Fulks-Kugel-Stillwell-Burks-Bol
vs. Pitt	Fulks-Kugel-Stillwell-Burks-Bol
Quinnipiac	Fulks-Kugel-Stillwell-Burks-Bol
VMI	Fulks-Kugel-Stillwell-Burks-Bol
Towson	Fulks-Kugel-Stillwell-Burks-Bol
Mercer	Fulks-Kugel-Stillwell-Burks-Bol
FGCU	Fulks-Kugel-Stillwell-Burks-Bol
vs. Florida Atlantic	
Kansas	
at Oklahoma State	
Cincinnati	
at Kansas State	
Arizona	
at Iowa State	
at Colorado	
Arizona State	
Texas Tech	
at Houston	
at Cincinnati	
West Virginia	
TCU	
at Utah	
at BYU	
Baylor	
Oklahoma State	
at West Virginia	

QUICK GLANCE - GAME LEADERS

Points

Riley Kugel - 3
Carmelo Pacheco - 1
Jordan Burks - 2
Jamichael Stillwell - 2
Themus Fulks - 2
Jeremy Foumena - 1

Blocks

Jordan Burks - 5
Devan Cambridge - 5
Jeremy Foumena - 2
Jamichael Stillwell - 2
John Bol - 2
Riley Kugel - 3

Rebounds

Jordan Burks - 2
Jamichael Stillwell - 8

Double-Digit Points

Jordan Burks - 5
Themus Fulks - 6
Riley Kugel - 7
Jamichael Stillwell - 7
Devan Cambridge - 1
Chris Johnson - 1
Carmelo Pacheco - 1
George Beale, Jr. - 1
Jeremy Foumena - 1
John Bol - 1

Assists

Themus Fulks - 8
Chris Johnson - 1
Riley Kugel - 2
Jamichael Stillwell - 1

Steals

Riley Kugel - 3
Jamichael Stillwell - 7
Chris Johnson - 1
John Bol - 1
Themus Fulks - 2
Jordan Burks - 3
Carmelo Pacheco - 1
Kris Parker - 1
Devan Cambridge - 1

Knights by Class

6th Year	1
Devan Cambridge (F)	
5th Year	1
Themus Fulks (G)	
Senior	4
George Beale Jr. (G)	
Riley Kugel (G)	
Jamichael Stillwell (F)	
Poohpha Warakulnukroh (G) *	
Junior	5
Jordan Burks (F)	
Elijah Hulsewe (C) *	
Jeremy Foumena (C) *	
Chris Johnson (G)	
Carmelo Pacheco (G)	
Sophomore	2
John Bol (C)	
Kris Parker (G)	
Freshman	2
Zach Johnson (G)	
Tanner Jones (G)	

* - Have utilized a redshirt

Knights by Height

John Bol	7'2"
Elijah Hulsewe	7'0"
Jeremy Foumena	6'11"
Kris Parker	6'9"
Jordan Burks	6'9"
Jamichael Stillwell	6'8"
Zach Johnson	6'6"
Devan Cambridge	6'6"
Riley Kugel	6'5"
Carmelo Pacheco	6'5"
Chris Johnson	6'5"
George Beale Jr.	6'4"
Tanner Jones	6'4"
Themus Fulks	6'2"
Poohpha Warakulnukroh	5'11"

Knights by State/Country

Alabama	1
Jordan Burks (Decatur)	
Florida	3
Elijah Hulsewe (Orlando)	
Riley Kugel (Orlando)	
Kris Parker (Tallahassee)	
Georgia	1
Jamichael Stillwell (Atlanta)	
North Carolina	2
Themus Fulks (Winston-Salem)	
Zach Johnson (Southern Pines)	
Tennessee	2
Devan Cambridge (Nashville)	
Tanner Jones (Memphis)	
Texas	1
Chris Johnson (Houston)	
Virginia	2
George Beale Jr. (Suffolk)	
Carmelo Pacheco (Harrisonburg)	
International Knights	
Canada	1
Jeremy Foumena (Montreal, Québec)	
South Sudan	1
John Bol (Boma)	
Thailand	1
Poohpha Warakulnukroh (Bangkok)	

KNIGHT NOTES (CONT.)

RIISING THROUGH THE RANKS

- As of Dec. 13, UCF ranks 40th in the NCAA NET, its highest position since reaching 35th on Jan. 13, 2023. The Knights have generated more NET momentum this season than in their first two years in the Big 12, having sat 96th at this point in 2024 and 65th in 2023.
- Watch: UCF's six wins in quad 1-3 matchups as of Dec. 13 put them in a tie for second among Division I teams, just behind No. 2 Michigan, which leads with seven. UCF's remaining schedule includes eight quad 1 games and seven quad 2 games. The Knights are 1-0 in quad 2, having swept Texas A&M in a home-and-home series, but fell in their lone quad 1 contest to No. 15 Vanderbilt. Dawkins' 2018-19 team finished nonconference play ranked 46th in the NCAA NET Rankings, though they climbed as high as 26 before ending their season in the tournament's second round.

BENCH BRIGADE

- Depth has been a defining trait for the 2025-26 roster, with six different players leading the team in scoring through nine games. A balance that has translated to one of the Big 12's most productive benches, as the Black and Gold are averaging 30.2 points per game from their reserves entering the final three nonconference contests, third-best in the conference, highlighted by a 47-point bench performance in the win over Quinnipiac.
- Notes to watch: The Knights' bench reached a program high in 2010-11, scoring 828 points at an average of 25.5 per game. So far, the 2025-26 reserves have amassed 302 points, hinting that this year's bench could emerge as one of the most efficient in recent history. Among the UCF's bench contributors are key sharpshooters like Carmelo Pacheco, who has scored 54 of his 66 points this season from beyond the arc so far. Pacheco ranked fourth in NCAA Division I in three-point field goal percentage last season at 46.4 percent and is looking to match that again, currently maintaining a strong 41.9 percent. Beyond scoring, the bench has contributed 116 rebounds so far, echoing Coach Dawkins' 2023-24 unit, which set a program record with 475 rebounds, a mark this year's group is already more than a quarter of the way toward.

STILLWELL TABBED TO BIG 12 STARTING FIVE

- UCF senior Jamichael Stillwell was named to the Big 12 Starting Five, the first Knight in program history to earn the weekly honor
- The Big 12 Starting Five recognizes five top performers across the league each week
- Logged second double-double of the season in the win over Pittsburgh: 12 points, 11 rebounds, 32 minutes
- Recorded first double-double of the season (and UCF's first of the year) vs. Oakland: 20 points, 14 rebounds, 8-of-13 shooting

LEGENDS CLASSIC SWEEP

- UCF wrapped up the Legends Classic with a 2-0 slate against Pitt and Quinnipiac
- The Knights earned a 77-67 win over Pitt in the Legends Classic at the Ocean Center in Daytona Beach
- The Knights outrebounded the Panthers 37-28 and shot 52.5% while holding Pitt to 38.9%
- Riley Kugel was named Legends Classic MVP with 18 points and four assists
- Themus Fulks also scored 18 points and tied his career high by going 3-for-3 from three
- Jamichael Stillwell posted a 12-point, 11-rebound double-double
- The Black and Gold came out victorious against Quinnipiac, 102-91, in Addition Financial Arena
- Five players hit double digits in points for the Knights: Jeremy Foumena (18), Kugel (16), Jordan Burks (13), John Bol (13) and Chris Johnson (11)
- The Knights got themselves into a 10-point deficit early in the second quarter, but UCF quickly found its rhythm and strung together a quick 7-0 run over the span of a minute, cutting the deficit to 64-63
- UCF went on to hold the Bobcats scoreless for nearly seven minutes, Foumena recorded back-to-back dunks that punctuated the surge and stretched the Knights' lead to 72-66.
- From there, the Black and Gold never looked back, surrendering only 19 points until the final minute. They piled up 15 defensive rebounds and forced five turnovers in the second half to seal a 102-91 victory

PAINT BEASTS

- UCF recorded back-to-back games (Quinnipiac 11/25 and VMI 11/29) with 54 points in the paint, marking the most ever in the Johnny Dawkins era
- Through nine games, UCF averages 43 points in the paint, which is a 13.5 point improvement from last year

ON POINT FROM THE LONG RANGE

- The Knights are currently ranked 28th in the nation with a 38.7 three-point percentage
- Riley Kugel leads the teams with 20 three pointers made this season, which ranks him 20th in the Big 12 conference
- Transfers George Beale Jr. and Carmelo Pacheco shot the three-ball above 40% last season
- Both Beale Jr. Pacheco averaged 6.3 three-point attempts per game on their two previous teams, respectively
- UCF earned 10 or more three-pointers for the 14th time last season against Oregon State, hitting 10 or more threes in four of its last five games after not doing so for the entire month of February. The streak included tying a season-high 14 made threes vs. Kansas in the second round of the Big 12 Championship. To put in perspective the shooting capability of this year's team, the Knights hit 10 or more three pointers just twice last season. Additionally, UCF has five games where they've shot 50% or better from the floor after doing that four times in the previous campaign.
- The Black and Gold have knocked down a program record 328 three pointers last season, reaching the milestone during the College Basketball Crown first round. The mark tops the 295 made triples during the 2022-23 season.
- The Knights averaged 8.9 made three pointers per game, beating the previous record during Dawkins' tenure at 8.8 during the 2021-22 campaign. The high clip has helped UCF to its highest scoring offense under Dawkins as well.

1K POINT CLUB

- Riley Kugel recorded his 1,000th career point against Oakland on Nov. 17.
- Kugel tallied 18 points in the game, marking his fifth consecutive game with double digits in points.
- The Orlando native joins fellow teammates: Themus Fulks and Devan Cambridge, as they have both scored over 1,000 points in their career.

COMPLETE SWEEP AGAINST TEXAS A&M

- UCF took down Texas A&M, 86-74, on Nov. 14 at Reed Arena in College and last season opened up the season against then No. 13/15 earning a 64-61 win inside Addition Financial Arena on Nov. 4, 2024.
- The Knights dug their way out of a 14-point hole in the second quarter, mounting a 15-7 run powered by back-to-back threes from Jordan Burks to pull within striking distance at 61-59 with 7:42 remaining. Burks finished the night with a career-high 21 points, shooting 7-of-11 from the field and 5-of-7 from beyond the arc, also a career-best for made three-point shots in a single game.
- UCF erased an 11-point deficit with seven minutes to go to come from behind to beat No. 13/15 Texas A&M 64-61 last season in the home opener on Nov. 4, 2024.
- Texas A&M was the third ranked opponent UCF has played on opening night in the program's D-I history, joining tilts against No. 16



QUICK FACTS

UCF INFORMATION

Location	Orlando, Fla.
Founded	1963
Enrollment	69,818
Nickname	Knights
Colors	Black and Gold
Conference	Big 12 Conference
University President	Alexander Cartwright
Director of Athletics	Terry Mohajir
Athletics Phone	(407) 823-2261
Ticket Office Phone	(407) 823-1000

ADDITION FINANCIAL ARENA

Capacity	10,000
Year Opened	Fall 2007
Home Record	183-86
Home Record Under Johnny Dawkins	113-41
Press Row Phone	(937) 844-9473

BASKETBALL HISTORY

First Year of Basketball	1969-70 (57th season)
First Year in Division I	1984-85 (42nd season)
First Year in Big 12	2023-24 (3rd season)
All-Time Record	873-709/926-709*
NCAA Tournaments/Last	Five/2019

* 2008-09 (17-14), 2009-10 (15-17), 2010-11 (21-12) victories vacated due to NCAA sanctions

2025-26 TEAM INFORMATION

2024-25 Record	20-17
Conference Record/Finish	7-13/T-12th
Home Record	13-5
Road Record	2-8
Neutral Record	5-4
Conference Tournament	Second Round
Postseason	College Basketball Crown Finals
Starters Returning/Lost	0/5
Total Returning/Lost	2/14
Newcomers	13

STRATEGIC COMMUNICATIONS

Primary Contact	Jenna Osborn
Cell Phone	(937) 844-9473
Email	j.osborn@athletics.ucf.edu
Secondary Contact	Aiden Kocol
Email	akocol@athletics.ucf.edu
Mailing Address	Roth Athletics Center 4192 North Orion Blvd. Orlando, FL 32816
Website	www.UCFKnights.com
Twitter	@UCF_MBB
Instagram	UCF.MBB
Facebook	/UCFMensBasketball

CONFERENCE AFFILIATION HISTORY

	Independent 1984-90		Atlantic Sun 1993-05
	American South 1990-91		Conference USA 2005-13
	Sun Belt 1991-92		American Athletic 2013-23
	Independent 1992-93		Big 12 2023-present

KNIGHT NOTES (CONT.)

- Florida State (11/25/88) and No. 25 Miami (11/19/99). Neither of those resulted in a win.
- ✦ Last year's ranked victory was the 11th in program history and the ninth under head coach Johnny Dawkins.

DOMINANT TEAM VICTORY VS. FLORIDA A&M

- ✦ The Knights shined in the first half, as 12 different players scored a bucket. This marks the most players to record a bucket in a game since playing Kansas State Jan. 6, 2024.
- ✦ UCF's 24 team assists is the most in a game since recording 23 assists vs. Bethune-Cookman Dec. 29, 2023.
- ✦ The Black and Gold were lighting it up from beyond the arc, knocking down 13 three-pointers and shooting 65% from downtown. This marks UCF's best shooting percentage from three with 20-plus attempts in a game since shooting 60% vs. Michigan Dec. 30, 2021.
- ✦ Jordan Burks recorded a career-high performance with 17 points and came up with a crucial block and an offensive rebound in the closing second to help lead the team.
- ✦ The fronds were in full effect in the in-state battle, as Florida A&M shot 12-22 from the charity stripe. Florida A&M's 55% from the free throw line is the lowest by a team in Addition Financial Arena since Houston's 50% Mar. 6, 2024.

OPENING KNIGHT WIN OVER HOFSTRA

- ✦ UCF opened the 2025-26 campaign with an 82-78 win over Hofstra on November 3rd.
- ✦ The win gives head coach Johnny Dawkins a 9-1 record in home openers with the Knights.
- ✦ Themus Fulkus orchestrated the offense throughout the night, dishing out a team-high eight assists and adding 16 points of his own. He also proved to be a rock at the free-throw line, knocking down 10 of his 12 attempts.
- ✦ Jordan Burks recorded a career-high performance with 17 points and came up with a crucial block and an offensive rebound in the closing second to help lead the team.
- ✦ Riley Kugel finished with 19 points and three assists, his offensive fire helped to set the tone for the night earning a career-high five three's made.

TOP 25 IN HEIGHT

- ✦ According to KenPom, the Black and Gold are ranked 23rd nationally with an average height of 6'5".
- ✦ There are only three teams that UCF will face that are on-average taller, those being Arizona, Arizona State, and Cincinnati.

SETTING THE STAGE

- ✦ In the Knights' season opener against Hofstra, 10 new Knights stepped on the hardwood in Addition Financial Arena for the first time donning the Black and Gold.
- ✦ Three Knights delivered career-best performances in the win. Orlando native Riley Kugel sparked the offense early, knocking down a career-high five three-pointers in the first half. Jordan Burks added a career-best 17 points and led the team with seven rebounds, while John Bol chipped in a personal-best seven points to round out the strong individual efforts.

DAWKINS' HOMECOMING IN DURHAM

- ✦ For the first time in UCF program history, the Knights played in Cameron Indoor against Duke in an exhibition game on Oct. 21.
- ✦ The exhibition was part of Duke men's basketball series called the "Brotherhood Run", a tradition in which Duke invites former players who are now collegiate head coaches back to Durham for a matchup.
- ✦ Prior to the game, Coach Dawkins was honored at half court by Duke head coach Jon Scheyer and former Duke head coach Mike Krzyzewski, they handed him a commemorative basketball.
- ✦ Head Coach Johnny Dawkins returned to his alma mater, where he was a two-time consensus All-American and was enshrined in the Duke Hall of Fame in September 1996, when his No. 24 jersey was retired.
- ✦ Dawkins stepped back onto the hardwood at Cameron for the first time since 2008, when he was an associate head coach at Duke.
- ✦ The last matchup between the two teams took place on March 24, 2019, in the second round of the NCAA Tournament at Colonial Life Arena in Columbia, South Carolina, where the Blue Devils advanced following a narrow 77-76 victory.
- ✦ Dawkins played at Duke for Coach Mike Krzyzewski from 1982-86. He is regarded as a key early figure in the program's ascent to becoming a national power. Dawkins and company began to build the foundation for Duke basketball after a sub-.500 freshman season. The Blue Devils finished 24-10 the following campaign, sparking back-to-back NCAA Tournament Second Round appearances. His senior season culminated with a 37-3 record and a National Championship game appearance.
- ✦ Throughout his time at Duke, Dawkins piled up 2,556 points, a mark that stood as the school's scoring record until 2006 and remains second all-time. He was a two-time consensus All-American, a four-time All-ACC selection, four-time team MVP, and was the recipient of the 1986 Naismith National Player of the Year award.

NEW KNIGHTS

- ✦ UCF lost 100% of its scoring from last season and is one of five Power Four teams to not bring back any returning scoring, joined by Baylor, Miami, Indiana and West Virginia.
- ✦ The Knights' newcomers that played last season averaged 86.1 points per game in total at their respective schools, led by Themus Fulkus' 14.6 and both George Beale Jr. and Jamichael Stillwell averaging 13.0.
- ✦ Devan Cambridge is heading into his sixth year of college basketball, previously playing with Auburn, Arizona State and Texas Tech. In Cambridge's most-recent season with the Red Raiders, he reached the 1,000-point milestone.
- ✦ Fulkus enters his fifth year of college hoops, previously playing for South Carolina State, Louisiana, and Milwaukee. Fulkus ranked 22nd in the NCAA last season with an impressive 5.9 assists per game.
- ✦ UCF has three incoming senior transfers in Riley Kugel, Beale Jr. and Stillwell. Kugel posted double figures in 17 games while managing a 43.3 field goal percentage last season at Mississippi State. Beale scored 62 three-pointers in his past season at Hampton, the 12th most in the CAA while maintaining a 39.5 three-point percentage. Stillwell was a double-double magician at Milwaukee, earning 16 double-doubles to tie for 11th-most in the NCAA last season.
- ✦ The Knights bring in four incoming Juniors: Jeremy Fomuna, Carmelo Pacheco, Chris Johnson and Jordan Burks. Fomuna appeared in 28 games off the bench for Rhode Island, averaging 5.3 points and 3.5 rebounds per game. Pacheco was lights-out from the three at Mount St. Mary's, knocking down four or more three-pointers in a game 10 times and averaged 46.8% from downtown last season. Johnson, despite only playing in three games last season, averaged 10.7 points, 4.0 rebounds, and 1.7 assists for Stephen F. Austin. Burks scored double-digits in nine games with Georgetown while maintaining a 52.1

POLLS & RANKINGS

AP POLL				COACHES POLL			
Week 7				Week 7			
Rk.	Team (1st Votes)	Record	Pts.	Rk.	Team (1st Votes)	Record	Pts.
1	Arizona (42)	9-0	1500	1	Michigan (16)	10-0	759
2	Michigan (15)	10-0	1470	2	Arizona (14)	9-0	755
3	Duke (3)	10-0	1406	3	Duke (1)	10-0	714
4	Iowa State (1)	11-0	1336	4	Iowa State	11-0	659
5	UConn	10-1	1286	5	UConn	10-1	641
6	Purdue	10-1	1195	6	Purdue	10-1	600
7	Gonzaga	10-1	1109	7	Gonzaga	10-1	574
8	Houston	10-1	1079	8	Houston	10-1	551
9	Michigan State	9-1	1037	9	Michigan State	9-1	521
10	BYU	9-1	1017	10	BYU	9-1	511
11	Louisville	9-1	921	11	Louisville	9-1	473
12	North Carolina	9-1	794	12	Vanderbilt	10-0	390
13	Vanderbilt	10-0	766	13	North Carolina	9-1	362
14	Arkansas	8-2	726	14	Arkansas	8-2	347
15	Nebraska	11-0	655	15	Nebraska	11-0	321
16	Alabama	7-3	644	16	Alabama	7-3	306
17	Kansas	8-3	502	17	Kansas	8-3	267
18	Illinois	8-3	483	18	Illinois	8-3	232
19	Texas Tech	7-3	314	19	Texas Tech	7-3	175
20	Tennessee	7-3	286	20	St. John's	6-3	155
21	Auburn	8-3	283	21	Florida	6-4	140
22	St John's	6-3	250	22	Virginia	9-1	134
23	Florida	6-4	200	23	Tennessee	7-3	129
23	Virginia	9-1	200	24	Auburn	8-3	112
25	Georgia	9-1	82	25	Iowa	9-2	71

RECEIVING VOTES: Southern Cal 68, Iowa 47, Seton Hall 46, LSU 19, Kentucky 19, UCLA 16, Clemson 14, California 13, Saint Mary's 12, **Arizona St 5**, Villanova 5, Notre Dame 4, Indiana 4, Miami (Ohio) 4, Miami 4, Utah St. 2, Saint Louis 1, Wisconsin 1.

RECEIVING VOTES: Georgia 43; USC 32; UCLA 13; Seton Hall 12; SMU 9; Kentucky 9; Utah State 8; Saint Mary's 6; Saint Louis 6; **Oklahoma State 6**; LSU 6; **Colorado 6**; Yale 5; Wisconsin 4; Virginia Tech 4; Ohio State 2; Missouri 2; Clemson 2; North Carolina State 1;

** UCF opponents listed in bold italics.*

UCF WEEK-BY-WEEK

	AP	COACHES	NET	ESPN BPI	KENPOM	RECORD
Preseason	NR	NR	-	-	64	0-0
Week 2	NR	NR	-	85	81	1-1
Week 3	NR	NR	-	69	67	3-1
Week 4	NR	NR	-	70	67	5-1
Week 5	NR	NR	58	70	60	7-1
Week 6	NR	NR	38	59	53	8-1
Week 7	NR	NR	44	60	54	8-1
Week 8						
Week 9						
Week 10						
Week 11						
Week 12						
Week 13						
Week 14						
Week 15						
Week 16						
Week 17						
Week 18						
Week 19						
Week 20						

All rankings are updated on Monday of each respective week. First NET rankings debuted in Week 5 (Dec. 1)

KNIGHT NOTES (CONT.)

- shooting percentage.
- ✦ Kris Parker and John Bol are the two incoming sophomore transfers. Parker appeared in 27 games for Villanova and played an average of 10 minutes per game, averaging 2.6 points and 1.4 rebounds per game. Bol was named as a top recruit in the state of Georgia and the eighth best center in the 2024 class by ESPN.
 - ✦ UCF brings in freshman Zach Johnson and Tanner Jones. Johnson competed for IV Greatness Academy and averaged 30 points, six rebounds and five assists per game. Jones played 21 games at Campbell Hall, averaging 12.3 points and 6.3 rebounds per game.

KNIGHTS ON THE ROAD

- ✦ After the exhibition game at Cameron Indoor, the Knights have road matchups in the non-conference and Big 12 conference slate that consist of teams that are known for protecting their home court.
- ✦ The Knights went to College Station to face the Texas A&M Aggies for their lone non-conference road matchup. The Aggies are 54-13 in their last four years at Reed Arena, going 7-0 in their non-conference home games last season. UCF came out on top with an 86-74 victory.
- ✦ UCF will face Iowa State at Hilton Coliseum, where the Cyclones are 60-10 their past four seasons. Iowa State won 29 straight home games before losing to Kansas State on February 1, 2025.
- ✦ Two of the toughest Big 12 venues to play in are Houston and Iowa State. UCF heads to the Fertitta Center to play Houston after two years of not previously playing there. The Cougars are 33-1 at home since joining the Big 12 in July 2023.

FOES WITH MARCH MADNESS PEDIGREE

- ✦ Along with the exhibition game against a NCAA Final Four team in Duke, come regular season play, the Knights will play eight teams who appeared in the NCAA Tournament last season.
- ✦ The nine Big 12 teams the Knights will host have punched 49 tickets to the NCAA Tournament over the last decade. Kansas leads the way with nine appearances in the last 10 seasons with Baylor boasting eight and Arizona and Texas Tech reaching March Madness seven times.
- ✦ Last season, Texas Tech reached the Elite Eight and Houston wound up in the Final Four of the NCAA Tournament.

MILWAUKEE DUO

- ✦ Themus Fulks and Jamichael Stillwell both had breakout years with Milwaukee in the 2024-2025 season after their first year playing together. Fulks and Stillwell bring their talents to Orlando to continue their duo chemistry.
- ✦ Fulks and Stillwell bring elite scoring, dropping 14.6 points and 13.0 points per game, respectively.
- ✦ Fulks assisted the ball at a high level with the Panthers last season, putting him at ninth nationally for returning assist leaders at 5.9 assists per game.
- ✦ Stillwell recorded 10.7 rebounds per game last season, putting him fifth nationally for returning rebound leaders at 10.7 rebounds per game. Stillwell's 16 double-doubles last season put him at No. 5 nationally for top returning double-double leaders.
- ✦ Stillwell's efforts on the glass for the Panthers put the team at second nationally in rebound margin, fifth in offensive rebounds per game, and 21st in rebounds per game.
- ✦ Milwaukee went 13-5 last season when Fulks and Stillwell each played 25-plus minutes in a game.

YEAR THREE IN THE BIG 12

- ✦ UCF joined the Big 12 conference prior to the 2023-24 season and this season marks its third season in the league.
- ✦ The AP Preseason Poll came out on October 13 and it featured six Big 12 teams ranked in the Top 25.
- ✦ The six teams tie for the most in Big 12 history and has happened in back-to-back years. With three teams in the top 10 it marks the most by any conference this year.
- ✦ The Black and Gold are set to face three of the opponents at home with No. 10 Texas Tech, #13 Arizona and #19 Kansas. The Knights travel to the other three schools starting with No. 2 Houston, #8 BYU and #16 Iowa State.
- ✦ Four of the last six national championships have featured a Big 12 school, including Houston's appearance in the game last season. The run is highlighted by back-to-back national championships by Baylor in 2021 and Kansas in 2022.
- ✦ The Big 12 has been the top ranked Conference in NET/RPI (prior to 2019) in nine of the past 12 seasons.
- ✦ The league boasted the nation's top winning percentage in the 2025 NCAA Tournament (66.7%)
- ✦ Every Big 12 team had an AP Top 25 win last season, the only league to accomplish the feat.
- ✦ The Big 12 has produced a first-round selection in each of the last 26 NBA Drafts

POINTS IN BUNCHES

- ✦ With the win over Oregon State, UCF has secured the program's single season points record with 2,693, topping the previous best of 2,617 accomplished in 1979-80. The mark is UCF's highest point total in a season in the program's Division I era, as UCF's last year in Division II was the 1983-84 campaign.

DJ LEFT A LEGACY

- ✦ Darius Johnson will go down as one of the best to ever suit up in a Knights uniform. With his outing at TCU, Johnson cracked into the top 10 in career points at UCF. He is also third in career assists at UCF and second in steals for the Black and Gold,

BIG 12 CONFERENCE TEAMS IN NATIONAL POLLS

Week	Arizona	Arizona St.	Baylor	BYU	UCF	Cincinnati	Colorado	Houston	Iowa St.	Kansas	K-State	Oklahoma St.	TCU	Texas Tech	West Virginia	Utah
Preseason	13/13	-	-	8/8	-	-	-	2/2	16/18	19/19	-	-	-	10/11	-	-
Week 2	5/6	-	-	7/7	-	-	-	1/2	16/16	25/24	-	-	-	11/11	-	-
Week 3	4/5	-	-	9/10	-	-	-	2/2	16/14	24/23	-	-	-	15/15	-	-
Week 4	2/3	-	-	9/11	-	-	-	3/2	15/13	-	-	-	-	20/20	-	-
Week 5	2/3	-	-	9/10	-	-	-	8/7	10/9	21/21	-	-	-	19/19	-	-
Week 6	1/2	-	-	10/10	-	-	-	7/8	4/4	19/19	-	-	-	16/16	-	-
Week 7	1/2	-	-	10/10	-	-	-	8/8	4/4	17/17	-	-	-	19/19	-	-
Week 8	-	-	-	-	-	-	-	-	-	-	-	-	-	-	-	-
Week 9	-	-	-	-	-	-	-	-	-	-	-	-	-	-	-	-
Week 10	-	-	-	-	-	-	-	-	-	-	-	-	-	-	-	-
Week 11	-	-	-	-	-	-	-	-	-	-	-	-	-	-	-	-
Week 12	-	-	-	-	-	-	-	-	-	-	-	-	-	-	-	-
Week 13	-	-	-	-	-	-	-	-	-	-	-	-	-	-	-	-
Week 14	-	-	-	-	-	-	-	-	-	-	-	-	-	-	-	-
Week 15	-	-	-	-	-	-	-	-	-	-	-	-	-	-	-	-
Week 16	-	-	-	-	-	-	-	-	-	-	-	-	-	-	-	-
Week 17	-	-	-	-	-	-	-	-	-	-	-	-	-	-	-	-
Week 18	-	-	-	-	-	-	-	-	-	-	-	-	-	-	-	-
Week 19	-	-	-	-	-	-	-	-	-	-	-	-	-	-	-	-
Week 20	-	-	-	-	-	-	-	-	-	-	-	-	-	-	-	-

Rankings are listed as AP/USA Today



BIG 12 CONFERENCE



Preseason Coaches Poll

1. Houston (12)	224
2. BYU (1)	204
3. Texas Tech	200
4. Arizona (1)	179
5. Iowa State	170
6. Kansas	163
7. Baylor	137
8. Cincinnati	120
9. Kansas State	117
10. TCU	90
11. West Virginia	79
12. Oklahoma State	77
13. Utah	50
14. UCF	39
15. Colorado	37
16. Arizona State	34

Preseason Player of the Year

JT Toppin, Texas Tech

Preseason Newcomer of the Year

LeJuan Watts, Texas Tech

Preseason Freshman of the Year

Darryn Peterson, Kansas

Preseason All-Big 12 First Team

AJ Dybantsa, BYU*
 Richie Saunders, BYU
 Emanuel Sharp, Houston
 Joseph Tugler, Houston
 Milos Uzan, Houston*
 Tamin Lipsey, Iowa State
 Darryn Peterson, Kansas*
 P.J. Haggerty, K-State
 Christian Anderson, Texas Tech
 JT Toppin, Texas Tech*
 *-unanimous selection

Weekly Honors

Week Big 12 Starting Five

Nov. 10 Koa Peat, Ariz. (co-player & nc) Christian Anderson, Texas Tech (co-player)
 AJ Dybantsa, BYU; Baba Miller, UC; Darryn Peterson, KU

Nov. 17 Kingston Flemings, Houston (player & newcomer)
 Flory Bidunga, KU; AJ Dybantsa, BYU; Tamin Lipsey, ISU; JT Toppin TTU

Nov. 24 PJ Haggerty, K-State (player) Koa Peat, Arizona(nc)
 Jaden Bradley, ARIZ; **Jamichael Stillwell, UCF**; Tamin Lipsey, ISU

Dec. 1 Joshua Jefferson, Iowa State (player) Moe Odum, Arizona State (nc)
 Cameron Carr, BU; Flory Bidunga, KU; Brock Harding, TCU

Dec. 8 Milan Momcilovic, Iowa State (player) Tounde Yessoufou, Baylor (nc)
 Kingston Flemings, UH; Parsa Fallah, OSU; Christian Anderson, TTU

Dec. 15 Melvin Council Jr., Kansas (player and newcomer)
 Brayden Burries, ARIZ; AJ Dybantsa, BYU; JT Toppin, TTU; Honor Huff, WVU

Dec. 22
 Jan. 5
 Jan. 12
 Jan. 19
 Jan. 26
 Feb. 2
 Feb. 9
 Feb. 16
 Feb. 23
 March 2
 March 9

KNIGHT NOTES (CONT.)

- achieving more than 400 and 200, respectively, reaching both milestones at Kansas on Jan. 28, making him one of four Knights to accomplish the feat. He boasts the most steals in UCF's Division-I history and is one of the program's 21 1,000 point scorers.
- Johnson, one of the most tenured Knights, finished his career third in the record book for games played in Black and Gold with 125.
 - Johnson broke his own UCF Division I record of steals, accomplishing the feat against Utah in the Big 12 Conference Championship first round. His previous best was 73 and finished his career at 79. He ranked 14th in the nation, averaging 2.32 steals p/g during the 2024-25 season. He finished last season 18th nationally and 2nd in the Big 12 in steals per game at 2.21.
 - Johnson was a marksman from deep last season, hitting 40.5% of his threes, improving on his 39.4% from last season, which was a 12.5% improvement over his sophomore season. The campaign saw him tally 12 games with a trio of three-point makes, including three instances of five or more. He made eight threes in a game, going 8-for-10 behind the arc against Milwaukee (Nov. 27) accounting for eight of UCF's 11 threes that day. At the time of achieving the feat, Johnson was tied for the most made threes in game for a Power Four team on the season.
 - Johnson is in nine different career top 10 lists in UCF's program record book.

POSTSEASON PURSUIT

- Under head coach Johnny Dawkins, the Knights have made a postseason appearance in five of his nine seasons, including three straight postseason appearances.
- UCF experienced immediate postseason success by making the NIT in the first year under Dawkins' new leadership, reaching the NIT semifinal in Madison Square Garden in 2016-2017.
- The Black and Gold returned to the NCAA Tournament for the first time since 2005 when they earned an at-large bid into the 2019 bracket as a No. 9 seed. Dawkins led the Knights to their first NCAA Tournament victory in program history, beating VCU 73-58 in the first round. The Black and Gold narrowly defeated in the next round, falling to top-seeded Duke 77-76.
- UCF returned to the postseason by making the NIT in 2022-23 and earning a first round victory over in-state foe Florida. The Knights were the only team to hold Florida below 50 points during 2022-23 while the 49 Gator points were the least they've scored at home since Jan. 13, 1962 when they beat Auburn 43-40.
- The Black and Gold earned a spot in the 2024 NIT bracket as a No. 4 seed in their second straight trip to the tournament.
- This past season, the Knights were invited to compete in the inaugural College Basketball Crown in Las Vegas to play for a share of a pool of NIL prize money. After wins against Oregon State and conference-foe Cincinnati, the Knights would find themselves in a thrilling semi-final game against Villanova. UCF won 104-98 in overtime, earning a guaranteed \$100,000 of the NIL prize money pool.
- The Knights have been to five NCAA DI Tournaments and four NITs, totaling 11 postseason appearances (one CBI and one College Basketball Crown).

TREND SWAPS

- Prior to last season, UCF hung its hat on winning games on the defensive side of the ball. Last season, it was on the offense.
- In Dawkins' previous eight seasons at the helm of the Black and Gold, the Knights averaged 68.9 points per game with the best clip in points per game sitting at 72.3 back in 2018-19, the last time UCF made the NCAA Tournament. This season, the offense has erupted, averaging 79.2 points per contest with 17 games of 80 or more points this season (54 total in JD era).
- The Knights' defense has allowed an average of 65.8 points per game over the previous eight seasons under Dawkins and has allowed 80.0 on the current campaign. The previous season-high never eclipsed 69.4 points per game (2020-21).
- UCF's defense allowed 90 points five times across Dawkins' first eight seasons and has allowed nine 90+ point games this season.
- UCF plays at one of the fastest paces in the nation, ranking 11th with an adjusted tempo of 72.0 according to KenPom.

TURNOVER TIME

- The Knights averaged 13.03 forced turnovers per game last season, nearing a trend from the last three seasons of UCF forcing north of 14.0 turnovers per game, including a 14.21 clip last season and a 14.82 mark in 2022-23, the highest during the Dawkins era.
- UCF's defense ranked No. 108 in turnover percentage according to KenPom with a 18.2% clip which indicates that about one of every five Knight possessions stemmed from a turnover. The Knights finished ranked 29th during the 2023-24 season after recording a 20.4% mark.
- A big part of the Knights' high-forced turnover rate has been their steals, as the Knights have snatched 7.6 steals per game, a mark that ranks fourth in the Big 12. UCF averaged 8.7 steals per game during the 23-24 season, ranking 22nd in D-I.
- The Black and Gold forced 23 turnovers against Tarleton St., the first time forcing 20+ in a game last season. UCF accomplished the feat four times in 2023-24, the most in any season under Dawkins. UCF has forced 20+ turnovers 16 times under Dawkins after the 22 forced against Colorado on Jan. 8.

DAWKINS' DECADE

- Johnny Dawkins enters his 10th season with UCF during the 2025-26 season, he has built a particularly glossy college basketball playing and coaching catalogue—most recently including a 2025 induction to the Washington D.C. Hall of Fame and the 2023 induction into the National Collegiate Basketball Hall of Fame and selection of a UCF player in the first round of the 2023 NBA Draft.
- Dawkins has continued to rewrite UCF's history books, as he is responsible for nine of UCF's 11 total wins over ranked opponents. Prior to his arrival, the program had won two total games against ranked foes from 1984-2016.
- UCF had never won two games against ranked teams in a single season, and Dawkins has now accomplished the feat twice. It first happened during the 2018-2019 campaign, taking down No. 6 Houston and then No. 19 Cincinnati in Orlando in a span of five days in March. Now, the Knights have wins over three top-25 teams in 2023-2024, beating No.3 Kansas in January while topping No. 23 Oklahoma and No. 23 Texas Tech in February.
- Dawkins picked up win No. 100 as UCF's head coach in the Knights' win over N.C. A&T on Dec. 11, 2022, becoming just the third coach in UCF history to reach the milestone. Dawkins has a .583 winning percentage since starting with the Knights in 2016, which is the second best of any UCF coach in program history (Torchy Clark, .754 from 1969-83).
- Dawkins is the fastest coach to earn 100 wins in program history in the Division I era, needing only 162 games to do so. At one point during the contest, the Knights had compiled a 20-2 run, dating back to Hall's three prior to halftime.
- Dawkins had his squad off to a 4-0 start to begin the 2024-2025 season, tying the 2021-22 and 2017-18 season for his best starts to a season at UCF.
- Dawkins led UCF to its first NIT Final Four (2017), first at-large berth to the NCAA Tournament (2019), and first NCAA Tournament win (2019). Additionally, he has led the Knights to three straight postseason appearances, including a championship appearance in the inaugural College Basketball Crown last season.
- Associate head coach, Robbie Laing has stayed beside Dawkins throughout his tenure at UCF.
- Laing was responsible for leading the charge in the recruitment of Taylor and Tyler Hendricks, both of whom joined the team's roster in the 2022-23 season.
- Taylor went on to lead the team in scoring, blocks and a multitude of other categories in a phenomenal freshman

FEAR THE FRONDS

"The Most Florida Free Throw Distraction"

A storm, in multiple senses of the word, created a new tradition for Knight Nation in attendance at UCF men's basketball games. The legend goes that the night prior to the Black and Gold's first home conference game as a member of the Big 12, a massive storm rolled through campus. The wind blew down plenty of palm fronds across campus, and students picked them up and brought them into the game to use as a free throw distraction. It ended up working, as No. 3 Kansas shot just 6-for-11 from the free throw stripe in the second half in front of the student section. The fronds gave UCF that extra edge to top the Jayhawks 65-60, winning by as many points as Kansas had missed second half free throws.

Now, that's not exactly how one of college basketball's newest traditions was born. UCF's Brand Experience team wanted to create a unique experience for the team's first season in the Big 12. Director of brand experience **Tim Connor (UCF alumnus 2017)** and assistant director of brand experience **Lexi Campagna (UCF alumna 2022)** created and executed the idea. Knight Nation immediately took to the new tradition and the country took notice. The pair were named as one of nine finalists in NACMA's "Best Of" Awards in the People's Choice - Student Engagement category.

As the flagship Big 12 institution in The Sunshine State, nothing says Florida like palm trees. Design elements incorporated on social media, uniforms and even the lane on the court, all included palm trees and fronds. Leaning into that element wound up creating the most Florida free throw distraction imaginable.

Not only was the new free throw distraction perfectly on brand, but it actually worked. The palm fronds caused opponents to miss nearly 10% of their second half free throws in Big 12 play and the postseason. Visiting teams made 75% of their first half free throws while making just 66.4% in the second half, accounting for a total of 44 misses.

As the final buzzer sounded on UCF's upset over No. 3 Kansas, the team's first conference win as a Big 12 member, fans stormed the court with palm fronds in hand. The Knights had topped the highest ranked opponent in program history (previously No. 4 UConn, a 68-63 neutral site win on Nov. 25, 2011).

UCF went on to beat a total of three ranked opponents during the 2023-24 Big 12 slate, all at home in front of the frond-waving faithful. The win against No. 3 Kansas was the first, followed by a 74-63 win over No. 23 Oklahoma on Feb. 3 and a 75-61 triumph over No. 23 Texas Tech on Feb. 24.


With two seasons of the "Fear the Fronds" mantra in the students section they are here to stay as a long standing tradition at men's basketball games.

All-Time Misses

126

2025-26 Misses

30



KNIGHT NOTES (CONT.)

campaign, one that led to him becoming the program's first one-and-done, as well as first lottery pick in the NBA draft. Taylor was selected ninth overall in the 2023 NBA Draft to the Utah Jazz, the second of UCF's selections in the modern draft era.

DAWKINS' PERFECT RECORD VS. KANSAS, BILL SELF COMES TO AN END

- ✦ Kansas' Jan. 5, 2025 defeat of UCF snapped what was an unblemished 39-year run for Knights' head coach Johnny Dawkins against either Kansas or Bill Self as a coach or a player. Kansas swept the season series with a narrow win in Lawrence.
- ✦ UCF head coach Johnny Dawkins was a combined 6-0 in meetings against either Kansas or Bill Self, or a combination of both. Separately, he started 4-0 against Kansas in his career, with two wins as a player and two as a coach while also going 4-0 against Bill Self, with two wins as a head coach and two as an assistant. Dawkins is now 2-2 as a head coach against Self at KU.
- ✦ **Dec. 1, 1985: Duke 92, Kansas 86** - While playing for Duke and Mike Krzyzewski (Coach K), Dawkins, in his senior year, helped lift the Blue Devils over the Jayhawks in the fifth game of the 1985-86 season, played in Madison Square Garden.
- ✦ **March 29, 1986: Duke 71, Kansas 67** - Dawkins leads all scorers with 24 points, shooting 11-for-17, in the NCAA Tournament National Semifinal played in Reunion Arena in Dallas, Texas, to send Duke to the championship game.
- ✦ **March 14, 1999: Duke 97, Tulsa 56** - As an assistant coach at his alma mater and under Coach K, Dawkins is on staff to beat a Tulsa team with Bill Self at the helm in the second round of the 1999 NCAA Tournament.
- ✦ **Nov. 28, 2000: Duke 78, Illinois 77** - At a Greensboro Coliseum neutral site contest, Dawkins again as an assistant helps in lifting his team to a win over a Bill Self led squad, this time as he's piloting a No. 9 Illini squad in a top-10 showdown.
- ✦ **March 23, 2014: Stanford 60, Kansas 57** - At the helm of Stanford, Dawkins leads the Cardinal to the Sweet 16 of the 2014 NCAA Tournament as a No. 10 seed after beating New Mexico and a Bill Self-led Kansas squad to advance. The appearance remains Stanford's most recent run to March Madness.
- ✦ **Jan. 10, 2024: UCF 65, Kansas 60** - Dawkins guides UCF to win over Bill Self-led No. 3 Jayhawks in Big 12 home debut.
- ✦ **Jan. 5, 2025: Kansas 99, UCF 48** - The No. 7 Jayhawks spoil Dawkins' flawless against Kansas and/or Self, ending the streak at 14,280 days.
- ✦ **Jan. 28, 2025: Kansas 91, UCF 87** - UCF leads for 21 minutes, but Kansas avoids back-to-back home losses.
- ✦ **March 12, 2025: Kansas 98, UCF 94** - UCF falls to Kansas in overtime in the second round of the Big 12 Championship.

60 POINTS OR LESS

- ✦ UCF is an impressive 78-9 when holding opponents to 60 points or less since Dawkins' arrival to start 2016-17.
- ✦ The Knights have posted a 99-18 record under Dawkins when holding an opponent under 40% shooting from the field.
- ✦ When holding a team to 33.3% or less, UCF is 37-2 under Dawkins. Furthermore, the Black and Gold are 15-1 when holding a team to under 30% from the field under their current head coach.

HISTORICALLY PROTECTING THE HOME COURT, FILLED ADDITION FINANCIAL ARENA

- ✦ UCF has made a habit of protecting Addition Financial Arena under head coach Johnny Dawkins, going 106-40 at home.
- ✦ After selling the most season tickets in program history for a second straight season, UCF welcomed a record number of fans for the second year in a row as well, hosting 136,833 for an average of 7,602 across the 18-game home slate.
- ✦ Four games from last season grace the top-20 highest attended games list, including a sellout of 9,669 fans in attendance for the game against Kansas on Jan. 5, 2025. Six games from the inaugural Big 12 campaign last season are on the top 20 list.
- ✦ The Knights won 13 games at home in 2024-25, the fourth time doing so during the Dawkins era and technically the seventh time in the building's history, which opened its doors for the 2007-08 season.
- ✦ The Knights finished the out-of-league slate on an 11-game, regular season, home winning streak against non-conference foes, dating back to last season where UCF beat Maine, Florida A&M and Bethune-Cookman to wrap up nonconference.
- ✦ UCF's loss to Kansas snapped a perfect 8-0 home record last season; it goes down as the second-longest home winning streak under Dawkins.
- ✦ Dawkins and the Knights have earned six wins against ranked foes on their home floor, with an overall record of 6-12. career best and his second 30+ point game of his career.

DEFENDING DECEMBER

- ✦ UCF is 43-12 in the month of December under Johnny Dawkins, never losing more than two games in any December while he has been at the helm. Two of Dawkins' five victories over top-25 teams at UCF have come in December.
- ✦ The Black and Gold are 32-4 at home in December during Dawkins' tenure.
- ✦ The Knights have averaged 73.0 points per game in December under Dawkins while holding foes to just 61.8 points per game, a double-digit margin of 11.1 points per contest.

RECORD NUMBER OF RANKED FOES BEAT

- ✦ During the 2023-24 season, the Knights accomplished a feat for the first time in program history, beating three ranked opponents in a single campaign. The Knights earned victories over No. 3/3 Kansas, No. 23/24 Oklahoma and No. 23/23 Texas Tech on the 2023-24 campaign. Prior to last season, the Knights had beaten multiple ranked opponents in the same campaign just once, topping No. 6 Houston on the road and beating No. 19 Cincinnati in Orlando in 2018-19. The year ended with UCF making an NCAA Tournament appearance.

FEAR THE FRONDS TRACKER

Date	Opponent	Result	Opp. 1st Half FTM-FTA	Opp. 2nd Half FTM-FTA	Palm Frond Misses
Nov. 3	Hofstra	W, 82-78	6-6 (100%)	15-18 (83.3%)	3
Nov. 8	Vanderbilt	L, 105-93	4-4 (100%)	11-13 (84.6%)	2
Nov. 11	Florida A&M	W, 97-60	3-6 (50%)	9-16 (56.3%)	7
Nov. 17	Oakland	W, 97-83	10-12 (83.3%)	12-14 (85.7%)	2
Nov. 25	Quinnipiac	W, 102-91	12-16 (75%)	17-19 (89.5%)	2
Nov. 29	VMI	W, 82-57	6-8 (75%)	9-13 (69.2%)	4
Dec. 7	Towson	W, 86-61	1-2 (50%)	5-11 (45.5%)	6
Dec. 17	Mercer	W, 81-63	8-10 (80%)	10-14 (71.4%)	4
Dec. 20	FGCU				
Jan. 3	#19/19 Kansas				
Jan. 11	Cincinnati				
Jan. 17	#13/13 Arizona				
Jan. 27	Arizona State				
Jan. 31	#10/11 Texas Tech				
Feb. 14	West Virginia				
Feb. 17	TCU				
Feb. 28	Baylor				
Mar. 3	Oklahoma State				
TOTALS			50-63 (79.4%)	88-118 (74.5%)	30



HISTORY VS. RANKED OPPONENTS

UCF vs. Ranked Opponents (11-70)

Date	AP / Coaches Rk.	Opponent	Result
2/11/25	10 / 10	Iowa State	L, 77-65
1/28/25	11 / 11	at Kansas	L, 91-87
1/21/25	3 / 4	at Iowa State	L, 108-83
1/18/25	10 / 8	Houston	L, 69-68
1/5/24	7 / 7	Kansas	L, 99-48
11/22/24	19 / 25	vs. Wisconsin	L, 86-70
11/4/24	13 / 15	Texas A&M	W, 64-61
3/13/24	20 / 21	vs. BYU	L, 87-73
3/6/24	1 / 1	Houston	L, 67-59
3/2/24	8 / 6	Iowa State	L, 60-52
2/24/24	23 / 23	Texas Tech	W, 75-61
2/13/24	19 / 17	at BYU	L, 90-88
2/10/24	23 / 23	at Texas Tech	L, 66-59
2/3/24	23 / 24	Oklahoma	W, 74-63
1/31/24	18 / 18	Baylor	L, 77-69
1/20/24	5 / 5	at Houston	L, 57-42
1/13/24	18 / 17	BYU	L, 63-58
1/10/24	3 / 3	Kansas	W, 65-60
11/10/23	13 / 13	at Miami	L, 88-72
1/25/23	3 / 3	Houston	L, 82-71
12/31/22	3 / 3	at Houston	L, 71-65
2/17/22	14 / 15	at Houston	L, 70-52
1/29/22	7 / 9	Houston	L, 63-49
12/1/21	21 / 20	at Auburn	L, 85-68
1/17/21	11 / 11	at Houston	L, 75-58
12/26/20	6 / 7	vs. Houston	L, 63-54
12/19/20	15 / 15	at Florida State	W, 86-74
3/24/19	1 / 1	vs. Duke	L, 77-76
3/7/19	20 / 19	Cincinnati	W, 58-55
3/2/19	8 / 6	at Houston	W, 67-62
2/21/19	NR / 25	at Cincinnati	L, 60-55
2/7/19	12 / 12	Houston	L, 77-68
3/9/18	21 / 21	vs. Houston	L, 84-56
3/1/18	11 / 11	Wichita State	L, 75-71 (OT)
2/6/18	6 / 6	at Cincinnati	L, 77-40
1/25/18	17 / 16	at Wichita State	L, 81-62
1/16/18	12 / 13	Cincinnati	L, 49-38
12/3/17	24 / NR	at Alabama	W, 65-62
11/24/17	23 / 20	vs. West Virginia	L, 83-45
3/11/17	12 / 15	vs. SMU	L, 70-59
2/26/17	15 / 16	Cincinnati	W, 53-49
2/8/17	11 / 11	at Cincinnati	L, 60-50
11/20/16	3 / 3	vs. Villanova	L, 67-57
1/10/16	15 / NR	at SMU	L, 88-73
3/13/14	13 / 12	vs. Cincinnati	L, 61-58
3/1/14	23 / 24	at SMU	L, 70-55
2/19/14	7 / 9	Cincinnati	L, 77-49
2/12/14	20 / 22	at Memphis	L, 76-70
2/9/14	22 / NR	UConn	L, 75-55
2/1/14	12 / 8	at Louisville	L, 87-70
1/29/14	22 / 22	Memphis	L, 69-59
1/23/14	15 / 16	at Cincinnati	L, 69-51
12/31/13	14 / 10	Louisville	L, 90-65
3/2/13	19 / 17	Memphis	L, 76-67
2/13/13	22 / 25	at Memphis	L, 93-71
11/23/12	7 / 8	at Florida	L, 79-66
11/25/11	4 / 4	vs. UConn	W, 68-63
11/14/11	25 / 24	at Florida State	L, 73-50
12/1/10	18 / 16	vs. Florida	* W, 57-54
1/5/10	14 / 16	at Ole Miss	L, 84-56
12/20/09	14 / 14	at UConn	L, 60-51
2/9/08	1 / 1	at Memphis	L, 85-64
11/23/07	18 / 20	vs. Kansas State	L, 73-71 (OT)
11/22/07	20 / 19	vs. Villanova	L, 76-68
1/31/07	11 / 12	Memphis	L, 87-65
1/28/06	3 / 3	at Memphis	L, 94-61
1/3/06	19 / 21	at Kentucky	L, 59-51
12/3/05	11 / 11	at Florida	L, 80-47
3/18/05	13 / 14	vs. UConn	L, 77-71
3/19/04	9 / 8	vs. Pittsburgh	L, 53-44
12/4/03	2 / 2	vs. Florida	L, 59-39
12/12/02	25 / NR	Coll. of Charleston	W, 82-64
11/19/99	25 / 24	Miami	L, 81-54
11/27/98	7 / 9	at Michigan State	L, 87-64
3/14/96	1 / 2	vs. UMass	L, 92-70
12/19/95	18 / 19	at Georgia	L, 103-54
3/17/94	3 / 5	vs. Purdue	L, 98-67
12/7/91	5 / 5	at North Carolina	L, 101-72
12/2/89	12 / 10	at North Carolina	L, 92-42
12/28/88	10 / 12	vs. Florida State	L, 97-64
11/25/88	17 / 18	at Florida State	L, 133-79
11/27/84	17 / NR	at Arkansas	L, 59-45

*indicates win vacated by the NCAA, not counted towards total record

Overall record indicates combined AP and Coaches record even if opponent wasn't ranked in both polls

Record Breakdown vs. Ranked Teams

No. 1	Top 5	Top 10	Top 25
0-4	2-43	3-25	11-70*
Home	Away	Neutral	
7-19	3-34	1-17*	

* indicates win vacated by the NCAA (12/1/00) already subtracted from total W-L count

Records from each No. 1, Top 5, 10 and 25 are added and represented in the following column. Don't add each respective column!

KNIGHT NOTES (CONT.)

DEFENSE IS A HABIT

- UCF teams under Dawkins have traditionally been outstanding defensively, finishing ranked in the top 50 nationally in scoring defense in four of his eight seasons, including two top 10 finishes, finishing sixth in 2016-17 and third in 2017-18.
- In 2023-24, the Knights' defense ranked 21st and 22nd nationally according to KenPom and ESPN BPI, respectively.
- The Knights have never finished a season under Dawkins with opponents averaging north of 70 points.
- Since Dawkins' first season as the Knights' head coach in 2016-17, UCF has improved upon their steals per game each season, averaging 4.0 that first campaign to 8.7 at the end of the 2023-24 slate.

COACH DAWKINS - ONE OF ONE

- UCF's Johnny Dawkins is the only active head coach in college basketball that is a member of the National Collegiate Basketball Hall of Fame for his efforts as a player. He is joined by Danny Manning who is also in the hall, but is currently an assistant coach at Colorado. Dawkins is one of 30 players in the hall that have later gone on to be a coach.
- Dawkins is one of two Big 12 Conference head coaches to play in the NBA, with Bobby Hurley of Arizona State being the other. Dawkins is one of eight Power Four and Big East coaches to have played in the NBA. Of the eight coaches, Dawkins had the third-highest career scoring average at 11.1 points per game.
- Dawkins is one of four Power Four and Big East coaches that was named an All-American as a college basketball player and is a current college basketball head coach; he is the only one of the group to be named an All-American twice.
- Dawkins was honored as the Naismith College Player of the Year in 1986 and is the only current head coach in NCAA Division I who has won the award. There are two former winners of the honor that served as head coaches as Patrick Ewing (1985 winner) was the Georgetown head coach from 2017-2023 while Danny Manning (1988 winner) was the head coach at Tulsa from 2012-14 and Wake Forest from 2014-20 and is now an assistant coach at Colorado.

TAYLOR HENDRICKS IN THE ASSOCIATION

- Taylor Hendricks became UCF's first lottery pick and first round selection, as he was drafted by the Utah Jazz with the ninth pick in the 2023 NBA Draft. He became the third Knight selected in the NBA Draft and second in the modern era, joining Jermaine Taylor (2009, Round 2, Pick 32) and Bennie Shaw (1976, Round 9, Pick 146). Hendricks became the fifth Knight to play in the NBA, joining Taylor (Houston, Sacramento), Tacko Fall (Boston, Cleveland), Mark Jones (Orlando) and Matt Williams (Miami).
- The Big 12 Conference has 63 players on NBA rosters as of the beginning of the 2025-26 season. Hendricks is joined on the Jazz by five other alumni from Big 12 institutions; Svi Mykhailiuk (Kansas), Cody Williams (Colorado), Keyonte George (Baylor), Georges Niang (Iowa State) and Lauri Markkanen (Arizona).
- Unfortunately, Hendricks suffered a season ending injury in just the third game of the 2024-25 campaign.
- While at UCF, Hendricks shattered the American Athletic Conference record for most rookie of the week honors won, tallying nine with the previous record being six. He was unanimously named to the league's all-freshman team and received a nod to the all-conference second team.
- Hendricks led the team in scoring, averaging 15.1 points per game (515 total points) and also in rebounding, averaging 7.0 boards per contest (237 total rebounds, 80 offensive). He started all 34 of UCF's games, one of two Knights to do so on the 2022-23 roster and played 1,179 minutes, the second most in a single season in program history.
- Hendricks was the only in the country to finish the season with 60+ three pointers, 55+ blocks and 35+ dunks.
- When all was said and done, Hendricks had shattered UCF rookie records. He finished with the most single-season points (515), scoring average (15.1), rebounds (237), offensive rebounds (80), rebound average (7.0) field goal makes and attempts (184-for-385), free throw makes and attempts (86-for-110) and minutes (1,179), all tops of UCF's freshman leaderboards. He was second in blocks (59), fourth in steals (31) and three-point field-goals (61). He also finished 10th on UCF's all-time three-point percentage list.

GAME-BY-GAME LEAD/DEFICIT

Date	Opponent	Result	Largest Lead	Largest Deficit	Time Led	Time Trailed	Lead Changes
Nov. 3	Hofstra	W, 82-78	9 (1st, 1:08)	9 (1st, 11:30)	26:01	11:13	10
Nov. 8	Vanderbilt	L, 105-93	3 (1st, 19:15)	27 (2nd, 13:51)	1:04	36:59	3
Nov. 11	Florida A&M	W, 97-60	38 (2nd, 2:11)	0 (1st, 20:00)	38:47	0	0
Nov. 14	Texas A&M	W, 86-74	12 (2nd, 1:48)	14 (2nd, 13:19)	9:52	23:24	8
Nov. 17	Oakland	W, 87-83	15 (2nd, 11:20)	2 (1st, 19:38)	36:39	0:58	3
Nov. 20	vs. Pitt	W, 77-67	15 (2nd, 8:10)	5 (1st, 3:18)	32:01	5:27	8
Nov. 25	Vinnipiac	W, 102-91	19 (2nd, 2:24)	10 (2nd, 18:04)	21:12	15:43	8
Nov. 29	VMU	W, 82-57	29 (2nd, 3:14)	6 (1st, 16:44)	28:05	10:41	2
Dec. 7	Towson	W, 86-61	29 (2nd, 4:06)	0 (1st, 20:00)	39:31	0:00	0
Dec. 17	Mercer	W, 81-63	20 (2nd, 1:10)	0 (1st, 20:00)	37:43	0:00	0
Dec. 20	FGCU						
Dec. 23	Florida Atlantic						
Jan. 3	Kansas						
Jan. 5	#7/7 Kansas						
Jan. 6	at Oklahoma State						
Jan. 11	Cincinnati						
Jan. 14	at Kansas State						
Jan. 17	Arizona						
Jan. 20	at Iowa State						
Jan. 24	at Colorado						
Jan. 27	Arizona State						
Jan. 31	Texas Tech						
Feb. 4	at Houston						
Feb. 8	at Cincinnati						
Feb. 14	West Virginia						
Feb. 17	TCU						
Feb. 21	at Utah						
Feb. 24	at BYU						
Feb. 28	Baylor						
March 3	Oklahoma State						
March 8	at West Virginia						

STAT LEADER/DOUBLE-DOUBLE TRACKER

#	Name	Leading Scorer		Leading Rebounder		Assists Leader		Steals Leader		Blocks Leader		10+ Points		20+ Points		30+ Points		10+ Rebounds		Double-Double Points & Reb.		Double-Double Points & Ast.	
		25-26	Career	25-26	Career	25-26	Career	25-26	Career	25-26	Career	25-26	Career	25-26	Career	25-26	Career	25-26	Career	25-26	Career	25-26	Career
0	Jeremy Foumena	1	2	-	1	-	1	-	1	2	9	1	6	-	-	-	-	-	1	-	1	-	-
1	Themus Fuls	2	25	-	-	8	100	2	32	-	3	7	42	-	5	-	-	-	-	-	-	1	7
2	Riley Kugel	3	19	-	1	2	7	3	24	3	9	8	54	1	12	-	-	-	-	-	-	-	-
3	George Beale Jr.	-	14	-	2	-	2	-	15	-	1	1	32	-	5	-	-	-	1	-	1	-	-
4	Jamichael Stillwell	2	8	8	33	1	4	7	17	2	9	7	32	2	4	-	-	4	23	4	20	-	-
5	Kris Parker	-	-	-	-	-	-	-	-	-	3	-	2	-	-	-	-	-	-	-	-	-	-
7	John Bol	-	-	-	-	-	-	1	-	2	5	2	2	-	-	-	-	-	-	-	-	-	-
9	Elijah Hulsewe	-	1	-	7	-	-	-	-	-	9	-	5	-	-	-	-	2	-	1	-	-	-
11	Carmelo Pacheco	1	5	-	2	1	5	-	3	-	1	2	32	-	5	-	-	-	-	-	-	-	-
22	Chris Johnson	-	1	-	-	1	-	1	-	-	-	2	4	-	-	-	-	-	-	-	-	-	-
24	Zach Johnson	-	-	-	-	-	-	-	-	-	-	-	-	-	-	-	-	-	-	-	-	-	-
30	Tanner Jones	-	-	-	-	-	-	-	-	-	-	-	-	-	-	-	-	-	-	-	-	-	-
33	Poohpha Warakulnukroh	-	-	-	-	-	-	-	-	-	-	-	-	-	-	-	-	-	-	-	-	-	-
35	Devan Cambridge	-	8	-	17	-	3	1	19	5	20	1	48	-	2	-	-	-	7	-	5	-	-
99	Jordan Burks	2	2	2	4	-	1	3	8	5	9	6	15	1	-	-	-	-	2	-	2	-	-

2025-26 TEAM SUPERLATIVES

UCF High	UCF Low	Category	Opponent High	Opponent Low
38, Florida A&M (2nd, 1:15)	N/A	Largest Lead	27, Vanderbilt (2nd, 13:13)	N/A
27, Vanderbilt (2nd, 13:13)	N/A	Largest Deficit	38, Florida A&M (2nd, 1:15)	N/A
14, Texas A&M	N/A	Largest Deficit in a Win	3, Vanderbilt	N/A
3, Vanderbilt	N/A	Largest Lead in a Loss	14, Texas A&M	N/A
28, Florida A&M	N/A	Largest Halftime Lead	16, Vanderbilt	N/A
16, Vanderbilt	N/A	Largest Halftime Deficit	28, Florida A&M	N/A
N/A	N/A	Largest Halftime Deficit Overcome	N/A	N/A
37, Florida A&M	N/A	Largest Margin of Victory	12, Vanderbilt	N/A
12, Vanderbilt	N/A	Largest Margin of Defeat	37, Florida A&M	N/A
102, Quinnipiac	77, Pitt	Points Scored	105, Vanderbilt	57, VMI
37, Quinnipiac	26, Hofstra	Field Goals Made	38, Vanderbilt	17, VMI
80, VMI	56, Hofstra	Field Goals Attempted	68, Vanderbilt	55, Florida A&M & Towson
55.4%, Towson	40%, VMI	Field Goal Percentage	53.4%, Vanderbilt	27.9%, VMI
14, Texas A&M	4, VMI	3-Point Field Goals Made	14, Vanderbilt	5, Hofstra, Towson, Mercer
30, VMI	16, Vanderbilt	3-Point Field Goals Attempted	36, Vanderbilt	18, Mercer
65%, Florida A&M	29.4%, Towson	3-Point Field Goal Percentage	46.2%, Quinnipiac	22.7%, Hofstra
22, Hofstra & Vanderbilt	12, Florida A&M	Free Throws Made	29, Quinnipiac	6, Towson
36, Hofstra	16, Florida A&M	Free Throws Attempted	35, Quinnipiac	13, Towson
94.1%, Texas A&M	61.1%, Hofstra	Free Throw Percentage	88.2%, Vanderbilt	46.2%, Towson
17, Mercer	6, Texas A&M	Offensive Rebounds	13, Hofstra	6, Quinnipiac
33, Florida A&M	21, Vanderbilt & Pitt	Defensive Rebounds	25, Mercer	15, Towson
48, Florida A&M	29, Vanderbilt	Total Rebounds	34, Mercer	24, Florida A&M
23, Texas A&M	15, Pitt & Towson	Fouls	28, Hofstra	14, Mercer
24, Florida A&M	13, Towson & Mercer	Assists	18, Vanderbilt	7, Towson & Mercer
16, Hofstra, Florida A&M, Texas A&M	8, VMI	Turnovers	17, Mercer	6, Vanderbilt
17, Mercer	6, Vanderbilt	Turnovers Forced	16, Hofstra, Florida A&M, Texas A&M	8, VMI
11, Florida A&M	0, Vanderbilt	Steals	11, Florida A&M	3, Oakland, Quinnipiac & Towson
6, Florida A&M	1, Vanderbilt	Blocked Shots	8, Quinnipiac	1, Texas A&M & VMI
54, Quinnipiac & VMI	30, Hofstra	Points in Paint	44, Vanderbilt	16, VMI
22, Florida A&M	2, Vanderbilt	Points off Turnovers	21, Hofstra	2, VMI
18, Hofstra	7, Texas A&M	2nd Chance Points	17, Vanderbilt	2, Florida A&M
24, Florida A&M	6, Towson	Fast Break Points	22, Quinnipiac	0, Pitt
51, Florida A&M	13, Hofstra	Bench Points	40, Vanderbilt	14, Mercer
48, Florida A&M	30, Texas A&M	Points - First Half	52, Vanderbilt & Quinnipiac	20, Florida A&M
58.1%, Florida A&M	30.0%, Mercer	Field Goal Percentage - First Half	61.3%, Vanderbilt	26.7%, Texas A&M
57, Vanderbilt	37, VMI	Points - Second Half	53, Vanderbilt	25, VMI
64.3%, Mercer	34.3%, VMI	Field Goal Percentage - Second Half	51.4%, Vanderbilt	21.2%, VMI
N/A		Points - Overtime	N/A	
N/A		Field Goal Percentage - Overtime	N/A	

TEAM STREAKS

Overall: Won 8
Home: Won 6
Away: Won 1
Neutral: Won 1

Big 12: Lost 1
Big 12 Home: Won 3
Big 12 Away: Lost 7

Regular Season Non-Con: Won 8
Regular Season Non-Con Home: Won 6
Regular Season Non-Con Away: Won 1
Regular Season Non-Con Neutral: Won 2

vs. AP Top Five: Lost 3
vs. AP Top 10: Lost 7
vs. AP Top 25: Lost 6
vs. Unranked: Won 6

Game Ends in Any Overtime: Won 1
Game Ends in One Overtime: Won 1
Game Ends in Double Overtime: Won 1
Game Ends in Triple Overtime: Lost 1

Leading at Half: Won 11
Trailing at Half: Won 1
Tied at Half: 1-0* Research Ongoing
 *this season

OVERTIME INFO

Overall: 30-47, Lost 2
Under Dawkins: 7-6
Big 12: 0-0

Last Any OT Game: 4/5/25, vs. Villanova, Win 104-98, OT
Last 101 Game: 4/5/25, vs. Villanova, Win 104-98, OT
Last 201 Game: 1/11/23, Memphis; Win 107-104, 2OT
Last 301 Game: 11/24/24, vs. LSU; Loss 109-102, 3OT
Last 4+OT Game: Never



UCF'S RECORD WHEN...

Category	Season	B12	w/Dawkins
Win the tip.....	8-1.....	0-0.....	Research TBD
Lose the tip.....	1-0.....	0-0.....	Research TBD
Home games.....	7-1.....	0-0.....	113-41
Away games.....	1-0.....	0-0.....	41-63
Neutral site games.....	1-0.....	N/A.....	24-17
vs. Top 25 teams.....	0-0.....	0-0.....	9-34
Lead at Halftime.....	7-0.....	0-0.....	133-24
Trail at Halftime.....	1-1.....	0-0.....	38-94
Tied at Halftime.....	1-0.....	0-0.....	5-3
In Overtime.....	0-0.....	0-0.....	7-6
Lead with 10:00 remaining.....	7-0.....	0-0.....	147-18
Trail with 10:00 remaining.....	1-1.....	0-0.....	24-98
Tied with 10:00 remaining.....	1-0.....	0-0.....	7-5
Lead with 5:00 remaining.....	9-0.....	0-0.....	153-8
Trail with 5:00 remaining.....	0-1.....	0-0.....	18-109
Tied with 5:00 remaining.....	0-0.....	0-0.....	6-5
Lead with 2:00 remaining.....	9-0.....	0-0.....	157-7
Trail with 2:00 remaining.....	0-1.....	0-0.....	17-111
Tied with 2:00 remaining.....	0-0.....	0-0.....	3-3
Score Fewer than 50 Points.....	0-0.....	0-0.....	1-10
Score 50-59 Points.....	0-0.....	0-0.....	9-33
Score 60-69 Points.....	0-0.....	0-0.....	42-43
Score 70-79 Points.....	1-0.....	0-0.....	71-23
Score 80-89 Points.....	6-0.....	0-0.....	40-7
Score 90+ Points.....	2-1.....	0-0.....	15-5
Opponent Scores Fewer than 50 Points.....	0-0.....	0-0.....	20-2
Opponent Scores 50-59 Points.....	1-0.....	0-0.....	53-6
Opponent Scores 60-69 Points.....	4-0.....	0-0.....	61-35
Opponent Scores 70-79 Points.....	2-0.....	0-0.....	29-39
Opponent Scores 80-89 Points.....	1-0.....	0-0.....	10-26
Opponent Scores 90+ Points.....	1-1.....	0-0.....	4-13
Shoot Under 30 Percent.....	0-0.....	0-0.....	1-7
Shoot 30-39 Percent.....	0-0.....	0-0.....	25-58
Shoot 40-49 Percent.....	4-0.....	0-0.....	93-51
Shoot 50+ Percent.....	5-1.....	0-0.....	58-5
Opponent Shoots Under 30 Percent.....	1-0.....	0-0.....	16-1
Opponent Shoots 30-39 Percent.....	4-0.....	0-0.....	85-17
Opponent Shoots 40-49 Percent.....	4-0.....	0-0.....	66-78
Opponent Shoots 50+ Percent.....	0-1.....	0-0.....	10-25
Outrebound Opponent.....	9-0.....	0-0.....	126-44
Outrebounded by Opponent.....	0-0.....	0-0.....	41-74
Rebounds equal.....	0-1.....	0-0.....	10-3
Commit fewer turnovers.....	5-0.....	0-0.....	86-44
Commit more turnovers.....	3-1.....	0-0.....	76-66
Turnovers equal.....	1-0.....	0-0.....	15-11
Outscore opponent's bench.....	4-1.....	0-0.....	101-50
Opponent bench scores more.....	4-0.....	0-0.....	73-70
Games Decided by 1-5 Points.....	2-0.....	0-0.....	49-41
Games Decided by 6-10 Points.....	1-0.....	0-0.....	38-30
Games Decided by 11-19 Points.....	3-1.....	0-0.....	54-38
Games Decided by 20+ Points.....	3-0.....	0-0.....	36-12
Wearing white.....	8-1.....	0-0.....	
Wearing black.....	1-0.....	0-0.....	
Wearing SpaceU.....	0-0.....	0-0.....	2-3
November.....	7-1.....	N/A.....	45-15
December.....	2-0.....	N/A.....	45-12
January.....	0-0.....	0-0.....	28-33
February.....	0-0.....	0-0.....	32-34
March.....	0-0.....	0-0.....	22-22
April.....	0-0.....	0-0.....	3-1
Monday.....	2-0.....	0-0.....	12-3
Tuesday.....	2-0.....	0-0.....	24-11
Wednesday.....	1-0.....	0-0.....	41-23
Thursday.....	1-0.....	0-0.....	20-13
Friday.....	1-0.....	0-0.....	13-10
Saturday.....	1-1.....	0-0.....	41-38
Sunday.....	1-0.....	0-0.....	27-23

THE LAST TIME...

Category	UCF	Opponent
Scored 100.....	102 vs. Quinnipiac (11/25/25).....	105 vs. Vanderbilt (11/8/25)
Scored 110.....	115 vs. West Florida (11/12/10).....	127 vs. Southern (2/24/93)
Scored 120.....	130 vs. Florida Tech (1/23/80).....	127 vs. Southern (2/24/93)
Scored under 40.....	38 vs. #11 Cincinnati (1/16/18).....	37 vs. Western Illinois (11/14/22)
Scored under 50.....	48 vs. #7 Kansas (1/5/25).....	44 vs. Bethune-Cookman (12/29/23)
Led by 40+ points.....	44 vs. Bethune-Cookman (12/29/23).....	51 vs. #7 Kansas (1/5/25)
Won by 30.....	37 vs. Florida A&M (11/11/25).....	51 vs. #7 Kansas (1/5/25)
Won by 40.....	44 vs. Bethune-Cookman (12/29/23).....	51 vs. #7 Kansas (1/5/25)
Won by 50.....	54 vs. West Florida (11/12/10).....	52 vs. Quinnipiac (11/25/25)
Scored 50 in the 1st half.....	51 vs. Tulsa (2/11/23).....	52 vs. Vanderbilt (11/8/25)
Scored 50 in the 2nd half.....	55 vs. Quinnipiac (11/25/25).....	53 vs. Vanderbilt (11/8/25)
Scored 60 points or fewer in win.....	52-45 vs. Wichita State (12/28/22).....	60-52 vs. #8 Iowa State (3/2/24)
Scored 90 points or more in loss.....	105-93 vs. Vanderbilt (11/8/25).....	104-98 vs. Villanova (OT) (4/5/25)
Made 40 FG.....	40 at Marshall (2/27/10).....	42 vs. #7 Kansas (1/5/25)
Attempted 80 FG.....	80 vs. VMI (11/29/25).....	83 vs. #7 Kansas (1/5/25)
Shot 50% or better from the field.....	31-56 (55.4%) vs. Towson (12/7/25).....	38-68 (55.9%) vs. Vanderbilt (11/8/25)
Shot 60% or better from the field.....	29-48 (60.4%) vs. Temple (1/2/19).....	33-51 (64.7%) vs. Cincinnati (2/25/15)
Shot under 30% from the field.....	14-68 (20.6%) vs. #7 Kansas (1/5/25).....	23.5% vs. Cal St. Fullerton (11/16/23)
Made 12 3-pt FG.....	14 at Texas A&M (11/14/25).....	12 vs. Quinnipiac (11/25/25)
Made 15 3-pt FG.....	15 vs. Vanderbilt (11/8/25).....	16 vs. Tulane (1/14/15)
Shot 50% or better from 3-pt line.....	14-28 (50%) at Texas A&M (11/14/25).....	12-24 (50%) at Arizona State (1/14/25)
Shot 60% or better from 3-pt line.....	13-20 (65%) vs. Florida A&M (11/11/25).....	9-13 (69.2%) vs. UConn (2/11/17)
Didn't make a 3-pt FG.....	0-14 at #6 Cincinnati (2/6/18).....	0-23 vs. UAB (1/9/13)
Attempted 30 3-pt FG.....	30 vs. VMI (11/29/25).....	34 vs. VMI (11/29/25)
Made 30 FT.....	31 at Oklahoma State (2/19/25).....	32 vs. Villanova (4/5/25)
Made 35 FT.....	36 vs. Bethune Cookman (12/22/15).....	40 at #19 BYU (2/13/24)
Attempted 40 FT.....	40 vs. Villanova (4/5/25).....	40 at #19 BYU (2/13/24)
Attempted 50 FT.....	56 vs. FAU (12/15/93).....	67 at Marshall (2/27/10)
Made 5 or less free throws.....	5-for-6 vs. Nebraska (4/6/25).....	4-for-9 vs. Tarleton St. (12/8/24)
Shot 100% on FTs (min. 10 att.).....	11-for-11, at Michigan (12/6/20).....	13-for-13, vs. California Baptist (12/1/24)
Shot 40% or worse on FTs.....	1-for-7, vs. #18 Baylor (1/31/24).....	6-for-18, vs. Memphis (1/12/22)
Had 50 rebounds.....	57 vs. VMI (11/29/25).....	52 at Colorado (2/15/25)
Had 60 rebounds.....	69 vs. West Florida (12/17/93).....	63 vs. #7 Kansas (1/5/25)
Had 20+ offensive rebounds.....	28 vs. VMI (11/29/25).....	22 vs. #7 Kansas (1/5/25)
Had 5 or less offensive rebounds.....	5, vs. Jacksonville (12/21/24).....	4, at Texas (1/17/24)
Had 25 assists.....	28 vs. Tulsa (2/11/23).....	30 vs. #7 Kansas (1/5/25)
Had 30 assists.....	30 vs. Campbell (2/28/04).....	30 vs. #7 Kansas (1/5/25)
Had 15 steals.....	15 vs. LSU (11/24/24).....	16 at Cincinnati (2/4/23)
Had 20 steals.....	22 vs. Navy (12/6/03).....	20 at Memphis (2/1/21)
Had 10 blocks and 10 steals.....	13 blocks and 10 steals vs. UIC (12/5/15).....	-
Had 10 blocks.....	10 vs. #13 Texas A&M (11/4/24).....	12 vs. #7 Kansas (1/5/25)
Had 14 blocks.....	14 vs. Temple (3/12/14).....	15 vs. St. John's (11/26/17)
Didn't record a block.....	vs. Pitt (11/20/25).....	at Baylor (2/8/25)
Committed 5 or less turnovers.....	5, vs. Tulsa (12/14/24).....	4, vs. SMU (2/24/19)
Committed 20+ turnovers.....	20 at Oklahoma State (2/19/25).....	22, vs. Colorado (1/8/25)
Won an OT game.....	104-98 vs. Villanova (4/5/25).....	98-94 vs. Kansas (3/12/24)
Lost an OT game.....	98-94 vs. Kansas (3/12/24).....	104-98 vs. Villanova (4/5/25)
Multiple OT game.....	30T, 109-102 vs. LSU (11/24/24).....	-
Made Game-Winning Buzzer Beater.....	69-66 vs. ECU (2/20/22).....	68-66 vs. Missouri (12/17/22)

THE LAST TIME A UCF PLAYER...

Scored 25 pts.....	25, Riley Kugel vs. Vanderbilt (11/8/25)	Attempted 20 3-pt FG.....	21, Matt Williams vs. South Florida (1/17/17)
Scored 30 pts.....	42, Darius Johnson vs. Villanova (4/5/25)	Made 10 FT.....	10, Themus Fuls vs. Hofstra (11/3/25)
Scored 35 pts.....	42, Darius Johnson vs. Villanova (4/5/25)	Made 15 FT.....	17, Darius Johnson vs. Villanova (4/5/25)
Scored 40 pts.....	42, Darius Johnson vs. Villanova (4/5/25)	Attempted 15 FT.....	20, Darius Johnson vs. Villanova (4/5/25)
Two players score 20 pts.....	vs. Kansas (3/12/25)	Attempted 20 FT.....	20, Darius Johnson vs. Villanova (4/5/25)
Two players score 25 pts.....	Keyshawn Hall (25), Darius Johnson (22) vs. Michigan (12/30/21)	Had 15 rebounds.....	19, Ibrahim Diallo vs. #18 BYU (1/13/24)
Three players score 20 pts.....	Darin Green Jr. (27), Brandon Mahan (26) vs. LSU (11/24/24)	Had 20 rebounds.....	20, Tacko Fall vs. SMU (2/24/19)
Five players score 10 pts.....	Darius Johnson (25), Keyshawn Hall (21), Jordan Ivy-Curry (20) vs. Quinnipiac (11/25/25)	Had 10 assists.....	10, Darius Johnson vs. #18 Baylor (1/31/24)
Three reserves score 10 pts.....	vs. Bethune-Cookman (12/29/23)	Had 12 assists.....	13, Brandon Goodwin at Tulane (2/19/15)
Score 25+ points in 2 straight.....	31 vs. Cincinnati (4/3/25), 42 vs. Villanova (4/5/25)	Had 6 blocks.....	8, Moustapha Thiam vs. Kansas State (2/26/25)
Score 20+ points in 4 straight.....	Darius Johnson	Had 8 blocks (program record).....	8, Moustapha Thiam vs. Kansas State (2/26/25)
Score 20+ points in 5 straight.....	Darius Johnson	Had 7 steals.....	7, Darius Johnson vs. California Baptist (12/1/24)
Score 20+ points in 6 straight.....	Darius Johnson	Had a double-double.....	Jamichael Stillwell vs. Mercer - 12 pts/10 reb. (12/18/25)
Made 12 FG.....	12, Jordan Ivy-Curry vs. Nebraska (4/6/25)	Two players had double-doubles.....	vs. Oakland (11/18/25)
Made 15 FG.....	15, Keith Clanton at ECU (1/12/13)	Had a triple-double.....	Isaiah Sykes vs. East Carolina - 20 pts/16 reb/11 ast (2/9/13)
Made 20 FG.....	23, Bo Clark vs. Florida Tech (1/17/19)	Two UCF players had 5+ threes.....	at #11 Kansas (1/28/25)
Attempted 20 FG.....	22, Jordan Ivy-Curry vs. Nebraska (4/6/25)	Keyshawn Hall (5-for-7)	
Attempted 30 FG.....	31, Jermaine Taylor vs. ECU (3/7/09)	Darius Johnson (5-for-8)	
Made 5+ 3-point FG.....	5, Jordan Burks & Carmelo Pacheco at Texas A&M (11/14/25)	Made a game winner with.....	Darius Johnson vs. Utah (2/23/25)
Made 6+ 3-point FG.....	7, Darius Johnson vs. Oklahoma State (3/5/25)	3.0 or less seconds remaining	
Made 7+ 3-point FG.....	8, Darius Johnson vs. Milwaukee (11/27/24)		
Made 10+ 3-point FG.....	11, Matt Williams vs. South Florida (1/17/17)		
Attempted 15 3-pt FG.....	15, Darius Johnson at West Virginia (2/20/24)		

team rankings in "The Last Time" section are via the AP poll

MEDIA QUICK GLANCE SHEET

projected starters noted with gold numbers

	0	JEREMY FOUMENA R-Jr. • C • 6-11 • 250 • Montreal, Quebec, Canada • Mississippi State <table><tr><th>GP/GS</th><th>PPG</th><th>APG</th><th>RPG</th><th>FG%</th><th>3FG%</th><th>FT%</th></tr><tr><td>25-26</td><td>10/0</td><td>5.5</td><td>0.3</td><td>2.4</td><td>65.7%</td><td>-</td><td>56.3%</td></tr><tr><td>Career</td><td>47/0</td><td>4.5</td><td>0.34</td><td>2.7</td><td>54.3%</td><td>28.1%</td><td>45.2%</td></tr><tr><td>Career Highs</td><td>Pts: 18</td><td>Reb: 10</td><td>Asst: 4</td><td>Stl: 1</td><td>Blk: 2</td><td></td><td></td></tr></table>	GP/GS	PPG	APG	RPG	FG%	3FG%	FT%	25-26	10/0	5.5	0.3	2.4	65.7%	-	56.3%	Career	47/0	4.5	0.34	2.7	54.3%	28.1%	45.2%	Career Highs	Pts: 18	Reb: 10	Asst: 4	Stl: 1	Blk: 2			<ul style="list-style-type: none">Recorded a career-high 18 points against Quinnipiac (11/25) going 8-11 from the fieldSaw action in nine outings for the BulldogsAppeared in 28 games as a redshirt freshman at Rhode IslandAveraged 5.3 points and 3.5 rebounds per gameFired a career-high 16 points against Wagner, going 8-14 from the field and tacking on seven rebounds
GP/GS	PPG	APG	RPG	FG%	3FG%	FT%																												
25-26	10/0	5.5	0.3	2.4	65.7%	-	56.3%																											
Career	47/0	4.5	0.34	2.7	54.3%	28.1%	45.2%																											
Career Highs	Pts: 18	Reb: 10	Asst: 4	Stl: 1	Blk: 2																													
	1	THEMUS FULKS 5th • G • 6-2 • 185 • Winston-Salem, N.C. • Milwaukee <table><tr><th>GP/GS</th><th>PPG</th><th>APG</th><th>RPG</th><th>FG%</th><th>3FG%</th><th>FT%</th></tr><tr><td>25-26</td><td>10/10</td><td>11.5</td><td>6.9</td><td>3.5</td><td>47.7%</td><td>41.7%</td><td>77.8%</td></tr><tr><td>Career</td><td>121/116</td><td>10.8</td><td>5.32</td><td>2.8</td><td>44.2%</td><td>29.5%</td><td>73.3%</td></tr><tr><td>Career Highs</td><td>Pts: 26</td><td>Reb: 7</td><td>Asst: 13</td><td>Stl: 5</td><td>Blk: 1</td><td></td><td></td></tr></table>	GP/GS	PPG	APG	RPG	FG%	3FG%	FT%	25-26	10/10	11.5	6.9	3.5	47.7%	41.7%	77.8%	Career	121/116	10.8	5.32	2.8	44.2%	29.5%	73.3%	Career Highs	Pts: 26	Reb: 7	Asst: 13	Stl: 5	Blk: 1			<ul style="list-style-type: none">Scored a season-high 18 points vs. Pitt (11/20)Nabbed his first double-double with the Knights, tallying 11 points and 10 assists against Oakland (11/17)Scored double figures in 23 outings, logging 20 or more points on seven of those occasionsLed the Panthers in scoring, averaging 14.6 points per outing to total 466 points on the campaignStarted in all 32 outings for the Panthers
GP/GS	PPG	APG	RPG	FG%	3FG%	FT%																												
25-26	10/10	11.5	6.9	3.5	47.7%	41.7%	77.8%																											
Career	121/116	10.8	5.32	2.8	44.2%	29.5%	73.3%																											
Career Highs	Pts: 26	Reb: 7	Asst: 13	Stl: 5	Blk: 1																													
	2	RILEY KUGEL Sr. • G • 6-5 • 210 • Orlando, Fla. • Mississippi State <table><tr><th>GP/GS</th><th>PPG</th><th>APG</th><th>RPG</th><th>FG%</th><th>3FG%</th><th>FT%</th></tr><tr><td>25-26</td><td>10/10</td><td>14.6</td><td>2.8</td><td>2.7</td><td>41.5%</td><td>41.7%</td><td>72.0%</td></tr><tr><td>Career</td><td>108/52</td><td>9.9</td><td>1.48</td><td>3.1</td><td>42.5%</td><td>34.9%</td><td>70.2%</td></tr><tr><td>Career Highs</td><td>Pts: 25</td><td>Reb: 9</td><td>Asst: 6</td><td>Stl: 6</td><td>Blk: 2</td><td></td><td></td></tr></table>	GP/GS	PPG	APG	RPG	FG%	3FG%	FT%	25-26	10/10	14.6	2.8	2.7	41.5%	41.7%	72.0%	Career	108/52	9.9	1.48	3.1	42.5%	34.9%	70.2%	Career Highs	Pts: 25	Reb: 9	Asst: 6	Stl: 6	Blk: 2			<ul style="list-style-type: none">Posted double figures in his first seven outings with the KnightsPlayed in 33 games, earning the starting nod 14 timesAveraged 9.3 points, 3.0 rebounds, 1.5 assists and 1.1 steals per game while managing a 43.3 field goal percentagePosted double figures in 17 games, including a duo of 22-point gamesSpent two seasons at Florida, playing in 65 games and earned SEC All-Freshman honors
GP/GS	PPG	APG	RPG	FG%	3FG%	FT%																												
25-26	10/10	14.6	2.8	2.7	41.5%	41.7%	72.0%																											
Career	108/52	9.9	1.48	3.1	42.5%	34.9%	70.2%																											
Career Highs	Pts: 25	Reb: 9	Asst: 6	Stl: 6	Blk: 2																													
	3	GEORGE BEALE JR. Sr. • G • 6-5 • 210 • Suffolk, Va. • Hampton <table><tr><th>GP/GS</th><th>PPG</th><th>APG</th><th>RPG</th><th>FG%</th><th>3FG%</th><th>FT%</th></tr><tr><td>25-26</td><td>10/0</td><td>3.4</td><td>0.6</td><td>0.6</td><td>31.4%</td><td>23.8%</td><td>70.0%</td></tr><tr><td>Career</td><td>91/21</td><td>7.4</td><td>0.63</td><td>1.8</td><td>44.1%</td><td>37.6%</td><td>82.0%</td></tr><tr><td>Career Highs</td><td>Pts: 28</td><td>Reb: 14</td><td>Asst: 4</td><td>Stl: 5</td><td>Blk: 1</td><td></td><td></td></tr></table>	GP/GS	PPG	APG	RPG	FG%	3FG%	FT%	25-26	10/0	3.4	0.6	0.6	31.4%	23.8%	70.0%	Career	91/21	7.4	0.63	1.8	44.1%	37.6%	82.0%	Career Highs	Pts: 28	Reb: 14	Asst: 4	Stl: 5	Blk: 1			<ul style="list-style-type: none">Scored 10 points off the bench in just 13 minutes of play against FAMU (11/11)Appeared in 33 games and started in 15 contests for HamptonProduced a career-high 28 points against Howard (2/1/25), while tying his career-high in made threes, with fiveMaintained an impressive 87.3 free throw percentage, sinking 48-of-55 from behind the foul lineSpent his first two seasons at Norfolk State, where he played in 48 games
GP/GS	PPG	APG	RPG	FG%	3FG%	FT%																												
25-26	10/0	3.4	0.6	0.6	31.4%	23.8%	70.0%																											
Career	91/21	7.4	0.63	1.8	44.1%	37.6%	82.0%																											
Career Highs	Pts: 28	Reb: 14	Asst: 4	Stl: 5	Blk: 1																													
	4	JAMICHAEL STILLWELL Sr. • F • 6-8 • 225 • Atlanta, Ga. • Milwaukee <table><tr><th>GP/GS</th><th>PPG</th><th>APG</th><th>RPG</th><th>FG%</th><th>3FG%</th><th>FT%</th></tr><tr><td>25-26</td><td>10/9</td><td>12.2</td><td>1.9</td><td>8.7</td><td>57.1%</td><td>44.4%</td><td>78.9%</td></tr><tr><td>Career</td><td>41/38</td><td>12.8</td><td>1.5</td><td>10.2</td><td>48.8%</td><td>30.4%</td><td>60.5%</td></tr><tr><td>Career Highs</td><td>Pts: 26</td><td>Reb: 19</td><td>Asst: 6</td><td>Stl: 5</td><td>Blk: 2</td><td></td><td></td></tr></table>	GP/GS	PPG	APG	RPG	FG%	3FG%	FT%	25-26	10/9	12.2	1.9	8.7	57.1%	44.4%	78.9%	Career	41/38	12.8	1.5	10.2	48.8%	30.4%	60.5%	Career Highs	Pts: 26	Reb: 19	Asst: 6	Stl: 5	Blk: 2			<ul style="list-style-type: none">Snagged a career-high 10 offensive rebounds against VMI (11/29), tying for second all-time in program historyRegistered 29 starts in 31 games played at MilwaukeeNamed a finalist for the 24-25 Riley Wallace award, presented annually to the most impactful transfer in DIAveraged a double-double, finishing with 13.0 points and 10.7 reboundsRanked 11th in the NCAA for 16 double-doubles and fifth in offensive rebounds per game (3.97)
GP/GS	PPG	APG	RPG	FG%	3FG%	FT%																												
25-26	10/9	12.2	1.9	8.7	57.1%	44.4%	78.9%																											
Career	41/38	12.8	1.5	10.2	48.8%	30.4%	60.5%																											
Career Highs	Pts: 26	Reb: 19	Asst: 6	Stl: 5	Blk: 2																													
	5	KRIS PARKER R-So. • G • 6-9 • 201 • Tallahassee, Fla. • Villanova <table><tr><th>GP/GS</th><th>PPG</th><th>APG</th><th>RPG</th><th>FG%</th><th>3FG%</th><th>FT%</th></tr><tr><td>25-26</td><td>9/0</td><td>3.6</td><td>0.4</td><td>1.2</td><td>57.9%</td><td>50%</td><td>66.7%</td></tr><tr><td>Career</td><td>36/0</td><td>2.9</td><td>0.47</td><td>1.4</td><td>47.3%</td><td>24.1%</td><td>61.9%</td></tr><tr><td>Career Highs</td><td>Pts: 11</td><td>Reb: 5</td><td>Asst: 3</td><td>Stl: 2</td><td>Blk: 1</td><td></td><td></td></tr></table>	GP/GS	PPG	APG	RPG	FG%	3FG%	FT%	25-26	9/0	3.6	0.4	1.2	57.9%	50%	66.7%	Career	36/0	2.9	0.47	1.4	47.3%	24.1%	61.9%	Career Highs	Pts: 11	Reb: 5	Asst: 3	Stl: 2	Blk: 1			<ul style="list-style-type: none">Appeared in 27 games for the Wildcats, seeing action in all 11 non-conference gamesAveraged 10.0 minutes an outing, contributing 2.6 points per game and 1.4 rebounds per gameDropped a career-high 11 points against NJIT (11/8) and DePaul (1/4)Spent his first year at Alabama, where he redshirtedTop 10 prospect in Florida's prep class of 2023, he averaged 24.8 points, 14.2 rebounds and 7.1 assists as a senior
GP/GS	PPG	APG	RPG	FG%	3FG%	FT%																												
25-26	9/0	3.6	0.4	1.2	57.9%	50%	66.7%																											
Career	36/0	2.9	0.47	1.4	47.3%	24.1%	61.9%																											
Career Highs	Pts: 11	Reb: 5	Asst: 3	Stl: 2	Blk: 1																													
	7	JOHN BOL So. • C • 7-2 • 210 • Boma, South Sudan • Ole Miss <table><tr><th>GP/GS</th><th>PPG</th><th>APG</th><th>RPG</th><th>FG%</th><th>3FG%</th><th>FT%</th></tr><tr><td>25-26</td><td>10/10</td><td>6.3</td><td>0.3</td><td>3.7</td><td>79.4%</td><td>-</td><td>81.8%</td></tr><tr><td>Career</td><td>27/10</td><td>3.2</td><td>0.11</td><td>2.0</td><td>76.1%</td><td>-</td><td>70.6%</td></tr><tr><td>Career Highs</td><td>Pts: 13</td><td>Reb: 6</td><td>Asst: 1</td><td>Stl: 2</td><td>Blk: 2</td><td></td><td></td></tr></table>	GP/GS	PPG	APG	RPG	FG%	3FG%	FT%	25-26	10/10	6.3	0.3	3.7	79.4%	-	81.8%	Career	27/10	3.2	0.11	2.0	76.1%	-	70.6%	Career Highs	Pts: 13	Reb: 6	Asst: 1	Stl: 2	Blk: 2			<ul style="list-style-type: none">Posted a career-high 13 points vs. Quinnipiac (11/25), shot 6-7 from the fieldRecorded a career-high six rebounds against Pitt (11/20)Appeared in 17 games as a freshman for the RebelsRanked as the second-highest recruit in school historyListed as a consensus four-star recruit by On3, 247Sports, Rivals and ESPN
GP/GS	PPG	APG	RPG	FG%	3FG%	FT%																												
25-26	10/10	6.3	0.3	3.7	79.4%	-	81.8%																											
Career	27/10	3.2	0.11	2.0	76.1%	-	70.6%																											
Career Highs	Pts: 13	Reb: 6	Asst: 1	Stl: 2	Blk: 2																													
	9	ELIAJAH HULSEWE R-Jr. • C • 7-0 • 270 • Orlando, Fla. • Bethune-Cookman <table><tr><th>GP/GS</th><th>PPG</th><th>APG</th><th>RPG</th><th>FG%</th><th>3FG%</th><th>FT%</th></tr><tr><td>25-26</td><td>7/0</td><td>0.6</td><td>0.1</td><td>1.6</td><td>100%</td><td>-</td><td>66.7%</td></tr><tr><td>Career</td><td>52/17</td><td>3.8</td><td>0.48</td><td>3.3</td><td>52.8%</td><td>-</td><td>63.9%</td></tr><tr><td>Career Highs</td><td>Pts: 13</td><td>Reb: 13</td><td>Asst: 3</td><td>Stl: 2</td><td>Blk: 3</td><td></td><td></td></tr></table>	GP/GS	PPG	APG	RPG	FG%	3FG%	FT%	25-26	7/0	0.6	0.1	1.6	100%	-	66.7%	Career	52/17	3.8	0.48	3.3	52.8%	-	63.9%	Career Highs	Pts: 13	Reb: 13	Asst: 3	Stl: 2	Blk: 3			<ul style="list-style-type: none">Redshirted his junior season at UCFSpent two years at Bethune-Cookman, where he appeared in 45 games and earned the starting nod 17 timesShot 52.1% (50-for-96) from the field during his sophomore campaignRecorded a double-double against Trinity (FL) on (11/10) with 13 points and 11 reboundsAttended Windermere Prep before going to Hargrave Military Academy following high school graduation
GP/GS	PPG	APG	RPG	FG%	3FG%	FT%																												
25-26	7/0	0.6	0.1	1.6	100%	-	66.7%																											
Career	52/17	3.8	0.48	3.3	52.8%	-	63.9%																											
Career Highs	Pts: 13	Reb: 13	Asst: 3	Stl: 2	Blk: 3																													
	11	CARMELO PACHECO Jr. • G • 6-5 • 190 • Harrisonburg, Va. • Mount St. Mary's <table><tr><th>GP/GS</th><th>PPG</th><th>APG</th><th>RPG</th><th>FG%</th><th>3FG%</th><th>FT%</th></tr><tr><td>25-26</td><td>10/0</td><td>7.2</td><td>0.6</td><td>2.1</td><td>44.2%</td><td>41.7%</td><td>100%</td></tr><tr><td>Career</td><td>64/50</td><td>10.2</td><td>1.56</td><td>2.3</td><td>46.8%</td><td>44.7%</td><td>82.1%</td></tr><tr><td>Career Highs</td><td>Pts: 28</td><td>Reb: 8</td><td>Asst: 6</td><td>Stl: 3</td><td>Blk: 1</td><td></td><td></td></tr></table>	GP/GS	PPG	APG	RPG	FG%	3FG%	FT%	25-26	10/0	7.2	0.6	2.1	44.2%	41.7%	100%	Career	64/50	10.2	1.56	2.3	46.8%	44.7%	82.1%	Career Highs	Pts: 28	Reb: 8	Asst: 6	Stl: 3	Blk: 1			<ul style="list-style-type: none">Scored five buckets from beyond the arc in back-to-back games against FAMU (11/11) and Texas A&M (11/14)Dropped a team-high 17 points vs. Florida A&M, nailing five three-pointers in the processStarted in all 30 games he appeared in for Mount St. Mary'sAveraged 9.5 points, tallying a total of 284 points including a team-high 77 points from long rangeEffective from the charity stripe, knocking down 31-of-38 to secure an 81.6 percent clip
GP/GS	PPG	APG	RPG	FG%	3FG%	FT%																												
25-26	10/0	7.2	0.6	2.1	44.2%	41.7%	100%																											
Career	64/50	10.2	1.56	2.3	46.8%	44.7%	82.1%																											
Career Highs	Pts: 28	Reb: 8	Asst: 6	Stl: 3	Blk: 1																													
	22	CHRIS JOHNSON Jr. • G • 6-5 • 196 • Houston, Texas • Stephen F. Austin <table><tr><th>GP/GS</th><th>PPG</th><th>APG</th><th>RPG</th><th>FG%</th><th>3FG%</th><th>FT%</th></tr><tr><td>25-26</td><td>9/0</td><td>5.1</td><td>1.9</td><td>1.2</td><td>44.4%</td><td>47.4%</td><td>71.4%</td></tr><tr><td>Career</td><td>29/0</td><td>3.3</td><td>0.97</td><td>1.0</td><td>44.6%</td><td>34.2%</td><td>75.0%</td></tr><tr><td>Career Highs</td><td>Pts: 17</td><td>Reb: 6</td><td>Asst: 5</td><td>Stl: 3</td><td>Blk: 1</td><td></td><td></td></tr></table>	GP/GS	PPG	APG	RPG	FG%	3FG%	FT%	25-26	9/0	5.1	1.9	1.2	44.4%	47.4%	71.4%	Career	29/0	3.3	0.97	1.0	44.6%	34.2%	75.0%	Career Highs	Pts: 17	Reb: 6	Asst: 5	Stl: 3	Blk: 1			<ul style="list-style-type: none">Scored 17 points off the bench in the second half against Vanderbilt, tying a career-high in pointsNabbed a career-high in steals vs. Florida A&M, tallying threePlayed in three games for the Lumberjacks, averaging 10.7 points and 4.0 reboundsSpent his freshman year at Texas, where he saw action in 17 gamesShot an impressive 42.1% from the floor, earning 18 points on the campaign
GP/GS	PPG	APG	RPG	FG%	3FG%	FT%																												
25-26	9/0	5.1	1.9	1.2	44.4%	47.4%	71.4%																											
Career	29/0	3.3	0.97	1.0	44.6%	34.2%	75.0%																											
Career Highs	Pts: 17	Reb: 6	Asst: 5	Stl: 3	Blk: 1																													
	24	ZACH JOHNSON Fr. • G • 6-6 • 205 • Southern Pines, N.C. • IV Greatness Academy <table><tr><th>GP/GS</th><th>PPG</th><th>APG</th><th>RPG</th><th>FG%</th><th>3FG%</th><th>FT%</th></tr><tr><td>25-26</td><td>3/0</td><td>-</td><td>-</td><td>0.7</td><td>-</td><td>-</td><td>-</td></tr><tr><td>Career</td><td>3/0</td><td>-</td><td>-</td><td>0.7</td><td>-</td><td>-</td><td>-</td></tr><tr><td>Career Highs</td><td>Pts: 1</td><td>Reb: 1</td><td>Asst: 1</td><td>Stl: 1</td><td>Blk: 1</td><td></td><td></td></tr></table>	GP/GS	PPG	APG	RPG	FG%	3FG%	FT%	25-26	3/0	-	-	0.7	-	-	-	Career	3/0	-	-	0.7	-	-	-	Career Highs	Pts: 1	Reb: 1	Asst: 1	Stl: 1	Blk: 1			<ul style="list-style-type: none">Played for IV Greatness Academy during high schoolAveraged 30 points, six rebounds and five assists per game
GP/GS	PPG	APG	RPG	FG%	3FG%	FT%																												
25-26	3/0	-	-	0.7	-	-	-																											
Career	3/0	-	-	0.7	-	-	-																											
Career Highs	Pts: 1	Reb: 1	Asst: 1	Stl: 1	Blk: 1																													
	30	TANNER JONES Fr. • G • 6-4 • 190 • Memphis, Tenn. • IMG Academy <table><tr><th>GP/GS</th><th>PPG</th><th>APG</th><th>RPG</th><th>FG%</th><th>3FG%</th><th>FT%</th></tr><tr><td>25-26</td><td>-</td><td>-</td><td>-</td><td>-</td><td>-</td><td>-</td><td>-</td></tr><tr><td>Career</td><td>-</td><td>-</td><td>-</td><td>-</td><td>-</td><td>-</td><td>-</td></tr><tr><td>Career Highs</td><td>Pts: 1</td><td>Reb: 1</td><td>Asst: 1</td><td>Stl: 1</td><td>Blk: 1</td><td></td><td></td></tr></table>	GP/GS	PPG	APG	RPG	FG%	3FG%	FT%	25-26	-	-	-	-	-	-	-	Career	-	-	-	-	-	-	-	Career Highs	Pts: 1	Reb: 1	Asst: 1	Stl: 1	Blk: 1			<ul style="list-style-type: none">Spent his senior season at IMG Academy in Bradenton, Fla. and spent the first three years at Campbell Hall (Calif.)Jones' father, Dahntay Jones, was selected 20th overall in the 2003 NBA Draft by the Boston Celtics before being traded to the Memphis GrizzliesHis father also spent time playing under head coach Johnny Dawkins from 2001-03, where then-associate coach Dawkins trained Jones and others at Duke University
GP/GS	PPG	APG	RPG	FG%	3FG%	FT%																												
25-26	-	-	-	-	-	-	-																											
Career	-	-	-	-	-	-	-																											
Career Highs	Pts: 1	Reb: 1	Asst: 1	Stl: 1	Blk: 1																													
	33	POOHPHA WARAKULNUKROH R-Sr. • G • 5-11 • 177 • Bangkok, Thailand • Montverde Academy <table><tr><th>GP/GS</th><th>PPG</th><th>APG</th><th>RPG</th><th>FG%</th><th>3FG%</th><th>FT%</th></tr><tr><td>25-26</td><td>3/0</td><td>0.7</td><td>-</td><td>0.7</td><td>33.3%</td><td>0%</td><td>0%</td></tr><tr><td>Career</td><td>20/0</td><td>0.8</td><td>0.25</td><td>0.3</td><td>41.7%</td><td>66.7%</td><td>50.0%</td></tr><tr><td>Career Highs</td><td>Pts: 4</td><td>Reb: 1</td><td>Asst: 1</td><td>Stl: 1</td><td>Blk: 1</td><td></td><td></td></tr></table>	GP/GS	PPG	APG	RPG	FG%	3FG%	FT%	25-26	3/0	0.7	-	0.7	33.3%	0%	0%	Career	20/0	0.8	0.25	0.3	41.7%	66.7%	50.0%	Career Highs	Pts: 4	Reb: 1	Asst: 1	Stl: 1	Blk: 1			<ul style="list-style-type: none">Drilled a pull-up jump shot vs. Florida A&M to record his first basket since Dec. 29, 2023 vs. Bethune-CookmanBorn in Bangkok, Thailand, he served as a student manager for the men's basketball program in his first seasonEarned his first career steal against California Baptist (Dec. 1) in his first game played in the 2024-2025 seasonTailed an assist and a rebound in UCF's 85-58 victory over TCU
GP/GS	PPG	APG	RPG	FG%	3FG%	FT%																												
25-26	3/0	0.7	-	0.7	33.3%	0%	0%																											
Career	20/0	0.8	0.25	0.3	41.7%	66.7%	50.0%																											
Career Highs	Pts: 4	Reb: 1	Asst: 1	Stl: 1	Blk: 1																													
	35	DEVAN CAMBRIDGE 6th • F • 6-6 • 210 • Nashville, Tenn. • Texas Tech <table><tr><th>GP/GS</th><th>PPG</th><th>APG</th><th>RPG</th><th>FG%</th><th>3FG%</th><th>FT%</th></tr><tr><td>25-26</td><td>10/1</td><td>5.4</td><td>1.4</td><td>4.1</td><td>46.2%</td><td>20.0%</td><td>65.2%</td></tr><tr><td>Career</td><td>151/79</td><td>7.1</td><td>.66</td><td>3.8</td><td>44.3%</td><td>28.9%</td><td>62.3%</td></tr><tr><td>Career Highs</td><td>Pts: 26</td><td>Reb: 11</td><td>Asst: 4</td><td>Stl: 3</td><td>Blk: 5</td><td></td><td></td></tr></table>	GP/GS	PPG	APG	RPG	FG%	3FG%	FT%	25-26	10/1	5.4	1.4	4.1	46.2%	20.0%	65.2%	Career	151/79	7.1	.66	3.8	44.3%	28.9%	62.3%	Career Highs	Pts: 26	Reb: 11	Asst: 4	Stl: 3	Blk: 5			<ul style="list-style-type: none">Spent the last two seasons at Texas Tech, where he played in 14 games total (6 last year then 8) before suffering season-ending injuryStarted in 34 of the 35 games he played in at Arizona State (22-23), averaging 26.7 minutes per gamePlayed alongside his brother at Arizona State, Desmond signed to play for Toronto in the NBA Summer LeagueSpent his first three seasons at Auburn, playing in 91 games for the Tigers
GP/GS	PPG	APG	RPG	FG%	3FG%	FT%																												
25-26	10/1	5.4	1.4	4.1	46.2%	20.0%	65.2%																											
Career	151/79	7.1	.66	3.8	44.3%	28.9%	62.3%																											
Career Highs	Pts: 26	Reb: 11	Asst: 4	Stl: 3	Blk: 5																													
	99	JORDAN BURKS Jr. • F • 6-9 • 205 • Decatur, Ala. • Georgetown <table><tr><th>GP/GS</th><th>PPG</th><th>APG</th><th>RPG</th><th>FG%</th><th>3FG%</th><th>FT%</th></tr><tr><td>25-26</td><td>10/10</td><td>12.8</td><td>0.6</td><td>4.7</td><td>49.4%</td><td>36.8%</td><td>89.7%</td></tr><tr><td>Career</td><td>64/21</td><td>5.6</td><td>0.5</td><td>3.1</td><td>51.9%</td><td>36.4%</td><td>75.0%</td></tr><tr><td>Career Highs</td><td>Pts: 21</td><td>Reb: 13</td><td>Asst: 3</td><td>Stl: 2</td><td>Blk: 3</td><td></td><td></td></tr></table>	GP/GS	PPG	APG	RPG	FG%	3FG%	FT%	25-26	10/10	12.8	0.6	4.7	49.4%	36.8%	89.7%	Career	64/21	5.6	0.5	3.1	51.9%	36.4%	75.0%	Career Highs	Pts: 21	Reb: 13	Asst: 3	Stl: 2	Blk: 3			<ul style="list-style-type: none">Scored a career-high 21 points against Texas A&M, going 5-7 from beyond the arc and a perfect 2-2 from FT lineSaw action in all 34 games for the Hoyas, earning a starting spot on 11 occasionsScored in double-digits on nine occasions while maintaining a 52.1 shooting percentage from the fieldAlso clocked a 68.4 percent clip from behind the charity stripe, connecting on 26-of-38 on the campaignSnagged a double-double that game as well, picking up another career-high 13 rebounds
GP/GS	PPG	APG	RPG	FG%	3FG%	FT%																												
25-26	10/10	12.8	0.6	4.7	49.4%	36.8%	89.7%																											
Career	64/21	5.6	0.5	3.1	51.9%	36.4%	75.0%																											
Career Highs	Pts: 21	Reb: 13	Asst: 3	Stl: 2	Blk: 3																													



ADDITION FINANCIAL ARENA



The UCF men's and women's basketball programs have called the beautiful 10,000-seat Addition Financial Arena its home since the start of the 2007-08 season. Located in the heart of Knights Plaza on the expansive north side of campus, the state-of-the-art facility opened in the fall of 2007 to packed crowds at multiple events. Under the current configuration, the capacity for basketball games sits at 9,400.

Addition Financial Arena's unique design provides an intimate atmosphere for all students, alumni, fans and supporters, while creating an intimidating environment for opponents. With a raucous student section, dubbed the "Knightmare," Addition Financial Arena has quickly become one of the more formidable basketball facilities in the entire southeast. The design offers perfect sight lines for all fans, giving every spectator a spectacular view.

UCF's first year in the Big 12 Conference saw record attendance for the men's basketball teams, hosting a total of 134,000 fans over the 2023-24 season that saw the Knights host 19 home games, averaging just over 9,000 fans per league home contest. The inaugural Big 12 campaign also saw the introduction of palm fronds as a free throw distraction in the student section. The terms "Fear the Frond" and "Frond Warning" were born as Knight Nation helped cause opponents to make 10% less of their second-half free throws in Big 12 and postseason play.

The venue has sold out twice for UCF men's basketball games, the first being the Black and Gold's 2017 NIT Quarterfinal contest against Illinois, filling the seats with 10,011 fans. The second was the Knights' Big 12 Conference home opener against No. 3 Kansas on Jan. 10, 2024, as 9,469 fans piled through the turnstiles. Most of those fans piled out of the stands as both games ended in court stormings. UCF's 65-60 victory over the Jayhawks was the highest-ranked opponent that the Knights had defeated in program history.

Approximately 7,000 seats make up the lower bowl of Addition Financial Arena, with an additional 3,000 seats situated in the upper level. Club level seating is on the east side of the Arena, with exclusive access to the regal Black and Gold Club before, during and after each game. The addition of a courtside club on one of the baselines subtracted 600 seats from the lower bowl, making the current configuration for men's and women's basketball games a 9,400-fan capacity. The area, located floor-level in front of sections 101-103, offers great views of game action as well as access to top-notch food and beverage options.

The facility features 16 luxury boxes and suites, a club lounge, open concourse areas and numerous concession options. Fans benefit from a state-of-the-art audio and video system. The scoreboard located at center court features four video screens that show replays and player information with an LED ribbon board stretching around the bottom.

Patrons enter the building through a spacious lobby that has conveniently located concession and apparel stands.

Addition Financial Arena sits on the northern side of campus and is nestled in with UCF's other athletics facilities, including FBC Mortgage Stadium, The Venue, John Euliano Park and the UCF Soccer/Track Complex. FBC Mortgage Stadium also opened up during the same September week in 2007.

The arena is the centerpiece of an area that includes apartment-style dormitories with 2,000 total beds and about 100,000-square feet of retail space. Before and after games, fans can dine and shop at establishments like Barnes & Noble Bookstore, Burger U, Gringos Locos, Domino's, The Pop Parlour, Dunkin', Jimmy John's, Subway and Knightro's.

The neighboring retail area has room for 24 shops.

Addition Financial Arena also hosts premiere concerts along with UCF commencement ceremonies. The Central Florida Crusaders, expansion members of the National Indoor Soccer League, began fielding men's and women's teams in the venue for the 2022-23 season. The Orlando Valkyries of the Pro Volleyball Federation began playing their games in the arena in Jan. 2024.

The arena is located directly in front of UCF's old home, The Venue, which re-opened following a year of massive renovations to create a new home for the women's volleyball program as well as dedicated practice facilities for both the men's and women's basketball programs. The Knights played in the former 5,100-seat building from 1991-2007.

Construction on the new facility began in November of 2005. The arena was designed by HOK Sports and constructed by KUD International.

The arena officially opened on Sept. 8, 2007, with a Reba McEntire concert. The first UCF event at the new arena occurred on Sept. 28, 2007, when the UCF volleyball team hosted East Carolina. The first UCF men's basketball game was a 63-60 victory over Nevada on Nov. 11, 2007 while the first women's contest was on Nov. 9, 2007, in 72-57 loss to Texas Tech.



Capacity	10,000
Construction Began	November 2005
Construction Completed	August 2007
Design	HOK Sports
Construction	KUD International
Cost	\$80 million
Luxury Suites	16
Lower Level Seats	5,598
Upper Level Seats	3,365
Club Seats	502
Concession Stands	7
Points of Sale	28
Video Boards	4
First UCF Game	UCF 63, Nevada 60 (11/11/07)

Highest Single-Game Home Attendance Records

1.	10,011 ^	Illinois (3/22/17)
2.	9,825	Memphis (1/10/09)
3.	9,669 ^	Kansas (1/5/25)
4.	9,469 ^	Kansas (1/10/24)
5.	9,460	Marshall (1/13/10)
6.	9,392	Iowa State (3/2/24)
7.	9,390	Houston (3/6/24)
8.	9,387	Oklahoma (2/3/24)
9.	9,383	Houston (1/25/23)
10.	9,358	Michigan (12/30/21)
11.	9,347	Rice (1/22/11)
12.	9,343	Florida State (11/13/13)
13.	9,152	BYU (2/1/25)
14.	9,141	Cincinnati (3/7/19)
15.	9,137	BYU (1/13/24)
16.	9,094	Marshall (1/5/11)
17.	9,014	Houston (1/18/25)
18.	8,882	West Virginia (1/23/24)
19.	8,808	Texas A&M (11/4/24)
20.	8,734	Memphis (1/18/12)

^ - indicates sellout

Single-Season Home Attendance

1.	136,833 (7,602/18 games)	2024-25
2.	134,240 (7,065/19 games)	2023-24
3.	121,036 (6,370/19 games)	2010-11
4.	97,297 (5,723/17 games)	2011-12
5.	90,466 (4,523/20 games)	2012-13
6.	90,067 (5,298/17 games)	2013-14
7.	89,664 (5,274/17 games)	2022-23
8.	88,378 (4,651/19 games)	2016-17

Addition Financial Arena Record by Coaches

Coach	Seasons	Addition Financial Record	Win Pct.
Kirk Speraw	3	34-13 / 12-13*	.723 / .480*
Donnie Jones	6	74-33 / 59-33*	.692 / .641*
Johnny Dawkins	10	107-40	.728

*2008-09, 2009-10, 2010-11 victories vacated due to NCAA sanctions

Season-by-Season Record in Addition Financial Arena

Season	Head Coach	Home Record
2007-08	Kirk Speraw	12-4
2008-09	Kirk Speraw	13-7 / 0-3*
2009-10	Kirk Speraw	9-6 / 0-6*
2010-11	Donnie Jones	15-4 / 0-4*
2011-12	Donnie Jones	16-1
2012-13	Donnie Jones	15-5
2013-14	Donnie Jones	10-7
2014-15	Donnie Jones	10-8
2015-16	Donnie Jones	8-8
2016-17	Johnny Dawkins	15-3
2017-18	Johnny Dawkins	12-4
2018-19	Johnny Dawkins	15-2
2019-20	Johnny Dawkins	10-6
2020-21	Johnny Dawkins	6-3
2021-22	Johnny Dawkins	13-3
2022-23	Johnny Dawkins	11-6
2023-24	Johnny Dawkins	11-8
2024-25	Johnny Dawkins	13-5
2025-26	Johnny Dawkins	7-1
18 Seasons	3 Head Coaches	222-87 / 184-87*
		.718 / .678 Win %

*2008-09, 2009-10, 2010-11 victories vacated due to NCAA sanctions

UCF's Addition Financial Arena Winning Streaks

G	Began	Ended	Coach	Team to End Streak
16*	2/12/11	1/28/12	Donnie Jones	Southern Miss, 78-65
12**	2/6/08	1/10/09	Kirk Speraw	Memphis, 73-66
10	11/24/18	2/7/19	Johnny Dawkins	No. 12 Houston, 77-68
10*	11/12/10	1/19/11	Donnie Jones	East Carolina, 68-61
8	11/4/24	1/5/25	Johnny Dawkins	No. 7 Kansas, 99-48
7	2/14/17	11/30/17	Johnny Dawkins	Missouri, 62-59
7	1/30/12	11/20/12	Donnie Jones	Middle Tennessee, 75-61
7*	3/7/09	12/30/09	Kirk Speraw	Jacksonville, 61-51
6	12/4/22	1/25/23	Johnny Dawkins	No. 3 Houston, 82-71
6	1/5/13	2/20/13	Donnie Jones	Marshall, 82-70
6	11/17/13	12/31/13	Donnie Jones	No. 10 Louisville, 90-65

*Streak is actually 11 due to five consecutive home wins at the end of the 2010-11 season being vacated via to NCAA sanctions

**Streak is actually four due to eight consecutive home wins to begin the 2008-09 season being vacated via to NCAA sanctions

*entire winning streak vacated due to NCAA sanctions



Johnny DAWKINS

Head Coach / 10th Season at UCF

UCF head men's coach Johnny Dawkins has built a particularly glossy college basketball playing and coaching catalogue—most recently including a 2025 induction to the Washington D.C.

Hall of Fame and the 2023 induction into the National Collegiate Basketball Hall of Fame and selection of a UCF player in the first round of the 2023 NBA Draft.

Dawkins' resume showcases:

- ◆ 17 seasons as a major-college head coach (the last nine at UCF), including 10 postseason berths and a pair of National Invitation Tournament titles
- ◆ Extensive player development, highlighted by Taylor Hendricks' selection in the first round of the 2023 NBA Draft after only a single season at UCF
- ◆ 10 additional previous seasons of experience as an assistant coach at Duke, including NCAA Championship appearances every year, an NCAA title in 2001 and seven Atlantic Coast Conference Tournament crowns
- ◆ A nine-year NBA career that included a career double-figure scoring average
- ◆ A collegiate playing career at Duke that featured national player-of-the-year recognition as a senior as the school's all-time top career scorer, later culminating with his 2023 National Collegiate Basketball Hall of Fame selection and 2025 Washington D.C. Sports Hall of Fame induction

In nine seasons at UCF, Dawkins has led the program to unprecedented heights, in the only eight-year stretch with four or more postseason appearances during the Division I era. He led the Knights to their first NCAA Championship victory in 2019. He's also responsible for producing UCF's first lottery pick after Taylor Hendricks was selected by the Utah Jazz with the ninth overall pick in the 2023 NBA Draft. In the deepest, most challenging league in college basketball, Dawkins led the Knights to seven victories in their inaugural season as members of the Big 12 Conference in 2023-24, earning a program record three ranked wins during the campaign.

Dawkins boasts nine wins over ranked opponents in his time at the helm of the Knights, accounting for over 80% of the team's wins over Associated Press top-25 teams in the program's history. The Knights led off the 2024-25 season with a win over #13 Texas A&M, marking the first of three tries in a season opener. UCF made a statement in its inaugural home Big 12 game on Jan. 10, 2024, beating No. 3 Kansas by five after trailing by 16 at one point during the contest. The Knights went on to earn additional ranked wins over No. 25 Oklahoma and No. 23 Texas Tech during the inaugural Big 12 slate, joining the 2018-19 season as the only other campaign with multiple wins over ranked opponents in a single season.

The Knights also earned a host of other impressive wins against top-25 foes, beating 15th-ranked Florida State in Tallahassee in 2020, the program's first victory over the Seminoles. The Knights recorded consecutive victories over No. 6 Houston and No. 19 Cincinnati during the 2018-19 regular-season run to the NCAA Championship, solidifying themselves in the field of 68. UCF defeated No. 24 Alabama in December 2017, after earning the first ranked win under Dawkins on Feb. 26, 2017, beating No. 15 Cincinnati 53-49. UCF cracked the AP poll on Mar. 4, 2019, for the first time since 2011, earning a ranking of 25th late in the regular season. It was the latest into a season that the Knights had been ranked. The home finale against Cincinnati in 2019 marked the first matchup of ranked teams at Addition Financial Arena.

Dawkins was named UCF's seventh head men's basketball coach on Mar. 23, 2016.

The 2019 NCAA Championship Run

The 2018-19 season was one to remember for Dawkins and the Knights, as he guided UCF to a No. 9 seed in the NCAA Championship, its highest seed in five all-time NCAA Championship appearances, and defeated eighth-seeded VCU 73-58 in first-round action.

UCF then came inches away from upsetting top overall seed Duke in the second round, ultimately falling 77-76 to fellow Hall of Famer and his former college coach Mike Krzyzewski, Zion Williamson and RJ Barrett as BJ Taylor's floater rimmed out and Aubrey Dawkins' tip-in barely missed at the buzzer.

The Knights were stellar down the stretch to secure their at-large NCAA Championship berth, winning on the road at No. 6/8 Houston to snap the Cougars' 33-game home win streak and topping No. 19/20 Cincinnati in Orlando. It marked the first time UCF had earned multiple victories over ranked opponents in the same season, and the Knights did it in back-to-back games.

Dawkins led UCF back to the NCAA Championship for the first time since 2005, and the first time as an at-large selection (with the previous four NCAA Championships as champions of the Atlantic Sun Conference Tournament in 1994, 1996, 2004 and 2005). He helped three individuals earn all-conference accolades from the American Athletic Conference in 2018-19, as UCF led the league with three honorees. BJ Taylor became

the first Knight to earn first-team AAC honors, while Aubrey Dawkins was named second team and Tacko Fall added third-team honors. It marked just the second time that the Knights put multiple student-athletes on the AAC all-conference teams and the ninth time in the program's Division I history that multiple Knights earned all-conference honors in the same season (dating back to the 1993-94 season). With two players on the three all-conference teams, only Houston had more players earn all-conference honors.

Following the end of the 2018-19 regular season, Dawkins was named a finalist for the Skip Prosser Man of the Year Award and the Ben Jobe National Coach of the Year Award.

UCF finished the year 24-9, tied for the fourth most wins in a season in program history. The Knights' '23 regular-season wins marked a record in UCF's Division I era. The team went 15-5 in AAC play, the team's most league wins since joining that conference, and earned the No. 4 seed in the conference tournament for the second time in three seasons.

Dominant Defense

Known for their defense under Dawkins, the Knights ranked 11th in the nation in field-goal percentage defense, holding opponents to just 39.4 percent shooting in the 2018-19 NCAA Championship run. UCF was also 27th in scoring defense, allowing 64.5 points per game that season.

Defense always has been a priority with UCF teams, as four of Dawkins' nine seasons with the Knights have seen the team finish inside the top 50 nationally in scoring defense, including two top-10 finishes. UCF ranked third in the nation in scoring defense in 2017-18, holding teams to 61.7 points per game and 40.1% shooting, slotting the team at the No. 10 spot in the country. Dawkins' first season with UCF in 2016-17 saw the team finish No. 1 in field-goal percentage defense, limiting foes to 36.5% from the field, and No. 6 in scoring defense, with opponents averaging 61.2 points per contest.

Despite making the jump to one of the nation's toughest leagues in college hoops, UCF held its own on the defensive side of the ball. The Knights led the Big 12 in blocks per game, averaging 5.0 per game, a top 20 mark nationally throughout the year. UCF also ranked in the top 25 in steals per game at 8.7 per contest. Although they finished just outside of the top 50 national rankings for scoring defense, the Knights often held opponents well below their season averages. UCF also posted its second-highest turnovers forced per game clip during the team's first run through the Big 12, finishing in the top 40 with a mark of 14.21.

Highly-Touted Hendricks

Taylor Hendricks qualified as UCF's top recruit in program history upon his arrival prior to the 2022-23 season. He came into college as a top-100 player in two of the three major recruit rankings, as ESPN pinned him No. 54 and Rivals had him at No. 87. Hendricks lived up to the hype on opening night, dropping a team-best 23 points in his collegiate debut and finishing the season with averages of 15.3 points and 6.9 rebounds.

Through plenty of work and coaching throughout the season, Hendricks quietly began to creep into mock drafts across the country. At season's end, Hendricks had achieved two career-high marks of 25 points and recorded five double-doubles. He was the nation's only player to make 60 or more three-pointers, tally 55 or more blocks and record 35 or more dunks. He was honored with a unanimous selection to the American Athletic Conference All-Rookie Team and was named second-team All-AAC.

Hendricks announced his intent to enter the NBA Draft on March 22, 2023, making him UCF's first one-and-done player. The freshman phenom later went on to become the Knights' first lottery pick as well as a first-round selection, going ninth to the Utah Jazz in the 2023 NBA Draft.

Enshrined in the College Basketball Hall of Fame

Dawkins was honored Aug. 30, 2023, as an inductee in the 18th class of the National Collegiate Basketball Hall of Fame. He was joined by former Duke coach Mike Krzyzewski, who was officially honored in the class of 2023 after initially being among the Hall of Fame's Founding Class in 2006.

Dawkins was inducted for his playing days as a Blue Devil and is one of the most decorated players in Duke history. He is regarded as a key early figure in the program's ascent to becoming a national power. From 1982-86, Dawkins piled up 2,556 points – a mark that stood as the school's scoring record until 2006 and remains second all-time. He was a two-time consensus All-American, a four-time All-ACC selection—and was recipient of the 1986 Naismith National Player of the Year award.

As a senior, Dawkins led Duke to the ACC regular-season and tournament titles, and an appearance in the NCAA National Championship game. The 10th overall pick by the Spurs in the 1986 NBA Draft, Dawkins saw action in nine professional seasons with the Spurs, 76ers and Pistons. He averaged 11.1 points and 5.5 assists through 541 career NBA games.

The Washington D.C. native was selected to be a part of the Washington D.C. Sports Hall of Fame Class of 2025. He was inducted for his playing days at Mackin Catholic High School, Duke and the NBA. He is considered one of the greatest players at the District's Mackin Catholic High School, where he earned All-America recognition before joining Duke.

The Washington D.C. Sports Hall of Fame marked the third Hall of Fame induction for Dawkins. His jersey was retired in 1996 as he was inducted into the Duke Athletics Hall of Fame. In 2023, he was an inductee in the 18th class of the National Collegiate Basketball Hall of Fame.

UCF Player Honors

Multiple players have earned conference and national honors under Dawkins' tenure. Tacko Fall earned a spot on the Lefty Driesell Defensive All-America team in 2016-17 and was named the American Athletic Conference Defensive Player of the Year. B.J. Taylor earned first-team All-AAC and NABC first-team All-District honors in 2018-19.

Seven nods to the All-AAC Team were awarded while the Knights were members of that league. An additional three All-Rookie Team honors were earned, all over the last three seasons. Taylor Hendricks earned second-team All-Conference honors as well as a unanimous nod to the All-Rookie Team in 2022-23, as well as tallying a record nine conference rookie-of-the-week accolades. Darius Johnson and Isaiah Adams preceded Hendricks in earning All-Rookie Team nods in 2021-22 and 2020-21, respectively. Aubrey Dawkins (2018-19) and Taylor (2016-17) are the other Knights who received All-AAC second-team honors, while Darin Green Jr. (2021-22), Brandon Mahan (2020-21), Darius Perry (2020-21) and Fall (2018-19) all were members of an AAC third team.

Johnson added to his decorated career as a Knight with an All-Big 12 Honorable Mention honor in UCF's first season in the Big 12 (2023-24). He was joined by fellow junior guard Jaylin Sellers and fifth-year forward Ibrahim Diallo on the honorable mention list. Keyshawn Hall and Johnson were both honored by the Big 12 Conference at the end of the 2024-25 season. Hall was named to the All-Big 12 Second Team and All-Newcomer Team while Johnson was tabbed as All-Big 12 Honorable Mention for the second consecutive season.

Postseason Pushes

On top of the NCAA Championship run in 2018-19, the Knights have punched three tickets to the NIT under Dawkins' direction, as he has led UCF to the postseason in five of his nine seasons at the helm of the Black and Gold. That number of postseason appearances is more than half of the SEC, ACC and Big Ten combined over that stretch.

COACHING EXPERIENCE

2016-present	UCF	Head Coach
2008-16	Stanford	Head Coach
2000-08	Duke	Associate Head Coach
2006-08	USA Basketball	Player Personnel
1998-99	Duke	Assistant Coach

NBA EXPERIENCE

1994-95	Detroit Pistons
1989-94	Philadelphia 76ers
1986-89	San Antonio Spurs
1986	Drafted, Spurs - 10th Overall





The Black and Gold participated in the inaugural College Basketball Crown (2025), a 16-team tournament hosted in Las Vegas for a share of a pool of NIL prize money. Dawkins and company led the Knights to the championship game as they fell just short of earning a title, falling 77-66 to Nebraska.

UCF's most recent NIT bid saw the squad earn a No. 4 seed. In 2023, the Knights traveled to Gainesville, Florida, and handily beat Florida 67-49, UCF's first road victory against the Gators in program history. The Knights were the only team to hold Florida under 50 points all season. It was the sixth time that season UCF limited an opponent to 50 points or fewer. The Knights' run came to an end in their inaugural meeting with top-seeded Oregon in Eugene.

The 2016-17 season took UCF to New York's Madison Square Garden in Dawkins' first year at the helm of the Knights. UCF hosted its first NIT game, defeating Colorado for the program's first postseason win in an NIT or NCAA game. The Knights went on to defeat top-seeded Illinois State on the road, before coming home to the first sellout crowd at Addition Financial Arena and winning 68-58 over Illinois to earn a spot in the NIT semifinals. Under Dawkins' leadership, UCF led all NCAA Division I teams in defensive field-goal percentage, holding opponents to just 36.5 percent from the floor. The Knights were also sixth in the nation, allowing only 61.2 points per game, and gave up 45 or fewer points in four games over the course of the year. Dawkins was a finalist for both the Jim Phelan and Ben Jobe National Coach of the Year awards in his first season at UCF. Matt Williams set UCF records for three-pointers in a career, season and game, before signing a professional contract with the Miami Heat.

Notable Notes

In UCF's Dec. 11, 2021, win over North Carolina A&T, Dawkins picked up his 100th victory with the Knights, becoming the fastest coach in program history and just the third one to do so. He earned his 300th career victory in the Black and Gold's 74-63 win over No. 23 Oklahoma. Following the end of the 2023-24 season, Dawkins stands 148-103 all-time as head coach of the Knights, a winning percentage of .590, currently the second highest in program history and first during the Division I era, trailing only Torch Clark's .755 mark.

In nine years, Dawkins has done a similarly successful job with his players in the classroom. With Dawkins at the helm, the Knights men's basketball program recorded an average semester team grade-point average over 3.0 for the first time in recorded history in 2018. Then the Knights did it again, setting a program record with an average semester GPA of 3.03 in spring 2019. Under Dawkins' watch, more than 45 nods have been earned by Knights on the AAC All-Academic team.

When Dawkins took over at UCF, the Knights had gone 12-18 the season before and hadn't finished above .500 since 2012-13. He led UCF to a 24-12 record in his first season at the helm, the sixth-best turnaround in the nation. With just seven scholarship players due to transfers and injuries, the Knights earned the fourth seed – their highest ever – in the American Athletic Conference Tournament, eventually falling to league champion SMU in the semifinals.

Stanford Stint

Stanford put together four 20-win seasons in Dawkins' tenure as head coach. He is only the second coach in Stanford history with at least four 20-win seasons. Stanford's success on the court came against some of the toughest schedules in the nation. During the 2015-16 season, the Cardinal faced the sixth-most difficult slate in the country—with a nation-leading 17 of Stanford's 30 games against RPI top-50 squads. Stanford's strength of schedule was rated in the top 50 each of his final four seasons, including two in the top 20, with an average rank of 27.75.

The Cardinal basketball program also excelled in the classroom during Dawkins' tenure, earning at least three Pac-12 All-Academic selections for five consecutive seasons and producing back-to-back Pac-12 Scholar-Athlete of the Year recipients (2014, 2015). Stanford also received annual national academic recognition, with three players earning National Association of Basketball Coaches (NABC) Honors Court status in 2015. The Cardinal were one of 20 NCAA Division I teams to earn an NABC Team Academic Excellence Award in 2016.

In 2012, Dawkins mentored Chasson Randle to become the consummate student-athlete. Randle finished that season as Stanford's all-time leading scorer and earned the program's initial first-team Academic All-America selection since 2006. Under Dawkins, Stanford recorded back-to-back perfect Academic Progress Rate (APR) scores of 1,000 in both the 2012-13 and 2013-14 reports.

Player development was also markedly improved at Stanford under Dawkins' tutelage. Four Cardinal players were selected in the NBA Draft following their collegiate careers—including 2014 first-round pick Josh Huestis.

Learning from a Legend

The Washington, D.C., native coached for 10 years under the legendary Mike Krzyzewski at Duke. During Dawkins' decade as a coach at Duke, the Blue Devils won a national championship (2001), tallied six ACC regular-season championships, recorded seven ACC Tournament titles and posted a 330-60 (.846) record. In four consecutive seasons from 1999-2002, Duke finished the regular season ranked No. 1 in both national polls, a first in college basketball history. Duke reached a No. 1 national ranking in seven of 10 seasons with Dawkins on the coaching staff.

While at Duke, he also served as the player personnel director for the USA Basketball Senior National Team from 2006-08.

COACHING RECORD

Season	School	Record	Pct
2008-09	Stanford	20-14	.588
2009-10	Stanford	14-18	.438
2010-11	Stanford	15-16	.484
2011-12	Stanford	26-11	.703
2012-13	Stanford	19-15	.559
2013-14	Stanford	23-13	.639
2014-15	Stanford	24-13	.649
2015-16	Stanford	15-15	.500
2016-17	UCF	24-12	.667
2017-18	UCF	19-13	.594
2018-19	UCF	24-9	.742
2019-20	UCF	16-14	.533
2020-21	UCF	11-12	.478
2021-22	UCF	18-12	.600
2022-23	UCF	19-15	.559
2023-24	UCF	17-16	.515
2024-25	UCF	20-17	.541
2025-26	UCF	8-1	.889
At UCF	10 Seasons	177-121	.594
Total	19 Seasons	333-236	.585

COACHING HIGHLIGHTS

2008-09	CBI Semifinals
2011-12	NIT Champions
2012-13	NIT Second Round
2013-14	NCAA Sweet 16
2014-15	NIT Champions
2016-17	NIT Semifinals
	Finalist for Jim Phelan National Coach of the Year
	Finalist for Ben Jobe National Coach of the Year
2018-19	Finalist for Skip Prosser Man of the Year
	Finalist for Ben Jobe National Coach of the Year
	NCAA Tournament
2022-23	NIT Second Round
2023-24	NIT First Round
2024-25	College Basketball Crown Finals

COLLEGIATE CAREER

1982-86	Duke University
1985-86	Naismith National Player of the Year
	Consensus First Team All-America
	First Team All-ACC
	NCAA East Regional MVP
	ACC Tournament MVP
	Duke Team MVP
	Duke Co-Captain
1984-85	Consensus First Team All-America
	First Team All-ACC
	Duke Team MVP
1983-84	Second Team All-ACC
	Duke Team MVP
1982-83	Freshman All-America
	Second Team All-ACC
	Duke Team MVP

THE DAWKINS FILE

Hometown	Washington, D.C.
High School	Mackin Catholic
College	Duke, 1986

Decorated at Duke

Following a prolific high school career at Mackin Catholic High School in Washington, D.C. (McDonald's All-American and third-team Parade All-American), Dawkins made his way to Duke, where he would become one of the most decorated players to set foot in Durham, North Carolina.

He played for the Blue Devils from 1982-83 through 1985-86, earning consensus All-America honors twice (1985, 1986). Dawkins was also voted the 1986 Naismith National Player of the Year and named a Freshman All-American in 1983. During his collegiate career, he helped lead Duke to three NCAA Championship berths, including an NCAA title-game appearance in 1986. He was an All-ACC honoree all four seasons as a Blue Devil. Dawkins helped Duke win the 1986 ACC Tournament title in his senior season, claiming the MVP award in the process.

Dawkins finished his career as the school's all-time leading scorer and held that honor until 2006 when J.J. Redick surpassed his mark of 2,556 points. He recorded double-figure point totals in 129 of 133 collegiate games. Dawkins led the Blue Devils in scoring all four years, recording the fourth-highest season point total in school history with 809 in 1986. Dawkins remains Duke's career record-holder in field goals (1,026) and field goals attempted (2,019) while also setting the school's single-season mark for field goals (331) during the 1986 campaign.

Dawkins was inducted into the Duke Sports Hall of Fame in September 1996. His jersey number 24 was retired by the school.



Jeremy FOUMENA

Center / R-Junior / 6-11 / 250

Montreal, Québec, Canada / Orangeville Prep / Mississippi State

SEASON STATS

PPG	RPG	APG	FG%	3PT%	FT%
5.5	2.4	0.3	65.7%	-	56.3%

FOUMENA NOTEBOOK

- Spent his redshirt sophomore season at Mississippi State, where he saw action in nine outings for the Bulldogs
- Started his collegiate career at Rhode Island, redshirting his freshman season and then appeared off the bench in 28 games during his redshirt freshman campaign
- Fired a career-high 16 points against Wagner on Nov. 14, 2023, going 8-of-14 from the field while tacking on seven rebounds
- Secured his first career double-double against New Hampshire on Dec. 12, 2023, with a 12-point, 10-rebound performance
- During his r-freshman year at Rhode Island, he shot an impressive 52.54% during the season, going 62-of-118 from the field, while logging a 32% clip from long range

TOP PERFORMANCES

- Quinnipiac (11/25/25)**
career-high 18 points, went 8-11 from the field, pulled down eight rebounds
- Wagner (11/14/23)**
16 points, career-high with eight made field goals
- New Hampshire (12/21/23)**
12 points, 10 rebounds, first double-double

GAME-BY-GAME STATS

Opponent	Date	GS	MIN	Total		3-Pointers		Free throws		Rebounds								PTS	AVG	
				FG-FGA	PCT	3FG-3FGA	PCT	FT-FTA	PCT	OFF	DEF	TOT	AVG	PF	A	TO	BLK			STL
Hofstra	11/03/2025		08:36	2-3	.667	0-1	.000	0-2	.000	1	0	1	1.0	1	1	0	1	0	4	4.0
Vanderbilt	11/08/2025		08:08	1-4	.250	0-0	.000	0-0	.000	0	0	0	0.5	1	0	1	0	0	2	3.0
Florida A&M	11/11/2025		10:07	2-3	.667	0-0	.000	2-4	.500	3	3	6	2.3	1	0	1	0	0	6	4.0
at Texas A&M	11/14/2025		03:58	1-1	1.000	0-0	.000	0-0	.000	0	1	1	2.0	0	0	0	0	0	2	3.5
Oakland	11/17/2025		06:19	0-0	.000	0-0	.000	1-2	.500	1	1	2	2.0	4	0	1	0	0	1	3.0
vs Pittsburgh	11/20/2025		01:22	1-1	1.000	0-0	.000	0-0	.000	0	0	0	1.7	2	0	0	0	0	2	2.8
Quinnipiac	11/25/2025		18:07	8-11	.727	0-0	.000	2-4	.500	4	3	7	2.4	4	0	1	0	0	18	5.0
VMI	11/29/2025		07:55	4-5	.800	0-0	.000	0-0	.000	0	0	0	2.1	0	0	0	0	0	8	5.4
Towson	12/07/2025		15:13	3-5	.600	0-0	.000	2-2	1.000	2	0	2	2.1	2	1	0	0	1	8	5.7
Mercer	12/17/2025		12:29	1-2	.500	0-0	.000	2-2	1.000	2	3	5	2.4	1	1	0	1	0	4	5.5
Totals		0	92:14	23-35	.657	0-1	.000	9-16	.563	13	11	24	2.4	16	3	4	2	1	55	5.5

Player Averages

Games Played	Minutes/game	Points/game	FG Pct	3FG Pct	FT Pct	Rebounds/game	Assists/game	Turnovers/game	Assist/Turnover ratio	Steals/game	Blocks/game
10	9.2	5.5	65.7	0.0	56.3	2.4	0.3	0.4	0.8	0.1	0.2

COLLEGE PATH

2022-23: Freshman - Rhode Island

2023-24: Redshirt Freshman - Rhode Island

2024-25: Redshirt Sophomore - Mississippi State

2025-26: Redshirt Junior - UCF

CAREER HIGHS

Points	18	Quinnipiac (11/25/25)
Rebounds	10	at New Hampshire (12/21/23)
Assists	4	Fairfield (11/09/23)
Steals	1	5x, last George Wash.(2/6/24)
Blocks	2	5x, last vs. Fordham (1/24/24)
FGs Made	8	Wagner (11/24/23)
FGs Att.	14	Wagner (11/24/23)
3-Pt. FGs Made	1	9x, last vs. UNLV (11/28/24)
3-Pt. FGs Att.	3	Fordham (1/24/24)
FTs Made	3	2x, last vs. West Ga.(11/4/24)
FTs Att.	8	Central Conn. St. (11/6/23)

2025-26 GAME HIGHS

Points	18	Quinnipiac (11/25/25)
Rebounds	7	Quinnipiac (11/25/25)
Assists	1	Towson (12/7/25)
Steals	1	Towson (12/7/25)
Blocks	1	Hofstra (11/3/25)
FGs Made	8	Quinnipiac (11/25/25)
FGs Att.	11	Quinnipiac (11/25/25)
3-Pt. FGs Made	-	-
3-Pt. FGs Att.	1	Hofstra (11/3/25)
FTs Made	2	Quinnipiac (11/25/25)
FTs Att.	4	Quinnipiac (11/25/25)

DID YOU KNOW?

Favorite pro athlete: Giannis Antetokounmpo

Favorite pro team: Paris St-Germain

Pre-game ritual: taps on chest

Favorite food: Pasta

Favorite off-day activity: Playing video games

Fun fact: My grandfather was 7'5"

Hidden talent: Bilingual (French)

MISCELLANEOUS

	2025-26	Career
10+ Points	1	6
20+ Points	-	-
30+ Points	-	-
5+ Rebounds	2	13
10+ Rebounds	-	1
3+ Three Pointers	-	-
5+ Assists	-	-
3+ Steals	-	-
3+ Blocks	-	-
Double-Doubles	-	1

CAREER STATS

				Field Goals		3-Point		F-Throws		Rebounds										Scoring	
SEASON	TEAM	GP-GS	MIN/AVG	FG-FGA	FG%	3FG-3FGA	3FG%	FT-FTA	FT%	OFF	DEF	TOT	AVG	PF-FO	A	TO	BLK	STL	PTS	AVG	
2023-24	URI	28-0	360/12.8	62-118	.525	8-25	.320	16-42	.381	41	57	98	3.5	38-1	12	17	14	5	148	5.3	
2024-25	MS	9-0	26/2.9	3-9	.333	1-6	.167	3-4	.750	2	3	5	0.6	6-0	1	1	2	0	10	1.1	
2025-26	UCF	10-0	92/9.2	23-35	.657	0-1	.000	9-16	.563	13	11	24	2.4	16-0	3	4	2	1	55	5.5	
TOTAL FOR UCF		10-0	92/9.2	23-35	.657	0-1	.000	9-16	.563	13	11	24	2.4	16-0	3	4	2	1	55	5.5	
TOTAL		47-0	478/10.2	88-162	.543	9-32	.281	28-62	.452	56	71	127	2.7	60-1	16	22	18	6	213	4.5	





1 Themus FULKS

Guard / Fifth Year / 6-2 / 185
Winston-Salem, N.C. / Moravian Prep / Milwaukee

SEASON STATS

PPG	RPG	APG	FG%	3PT%	FT%
11.5	3.5	6.9	47.7%	41.7%	77.8%

FULKS NOTEBOOK

- One of two players to start in all 32 outings for the Panthers
- Connected on 166 of his 348 field goal attempts to secure an NCAA-career best 47.7 field goal percentage and a career best three-point percentage of 25.9% going 14-of-54 from behind the arc
- Logged over 1,000 minutes on the campaign, averaging a team-high 34.1 minutes, the third most of any player across the Horizon League
- Scored double figures in 23 outings, logging 20 or more points on seven of those occasions, and was the game-high scorer 14 times
- His 80.5% clip from the free throw line (120-of-149) ranked him first on the Panthers and fifth in the Horizon League
- Led the Panthers in scoring, averaging 14.6 points per outing to total 466 points on the campaign
- Spent his redshirt sophomore and junior seasons at Louisiana Lafayette
- Started his collegiate career at South Carolina State, where he played in 16 games before heading to Dodge City CC, helped lead the Conquistadors to the Elite Eight of the NJCAA National Tournament

TOP PERFORMANCES

- Quinnipiac (11/25/25)**
career-high 13 assists
- UIndy (12/29/24)**
26 points, 6-10 FG, 14-16 FT
- vs. Wofford (11/23/24)**
24 points, 8-13 FG, 7-9 FT
- Akron (12/15/24)**
23 points, 10-17 FG, 7 assists
- Wright State (2/14/25)**
21 points, 7-18 FG, 7-7 FT, 12 assists

GAME-BY-GAME STATS

Opponent	Date	GS	MIN	Total		3-Pointers		Free throws		Rebounds				PF	A	TO	BLK	STL	PTS	AVG
				FG-FGA	PCT	3FG-3FGA	PCT	FT-FTA	PCT	OFF	DEF	TOT	AVG							
Hofstra	11/03/2025	*	33:29	3-8	.375	0-2	.000	10-12	.833	0	3	3	3.0	2	8	6	0	0	16	16.0
Vanderbilt	11/08/2025	*	18:59	1-3	.333	0-1	.000	2-2	1.000	0	1	1	2.0	2	4	1	0	0	4	10.0
Florida A&M	11/11/2025	*	20:38	3-9	.333	0-0	.000	0-0	.000	2	4	6	3.3	2	6	4	0	1	6	8.7
at Texas A&M	11/14/2025	*	35:20	2-6	.333	1-2	.500	6-6	1.000	0	3	3	3.3	1	9	3	0	2	11	9.3
Oakland	11/17/2025	*	34:15	4-9	.444	0-0	.000	3-4	.750	0	6	6	3.8	2	10	5	0	1	11	9.6
vs Pittsburgh	11/20/2025	*	32:59	7-12	.583	3-3	1.000	1-4	.250	1	1	2	3.5	2	4	4	0	0	18	11.0
Quinnipiac	11/25/2025	*	33:32	2-7	.286	0-0	.000	0-0	.000	0	3	3	3.4	4	13	3	0	0	4	10.0
VMI	11/29/2025	*	27:12	4-6	.667	0-1	.000	3-4	.750	1	4	5	3.6	2	5	0	0	0	11	10.1
Towson	12/07/2025	*	29:41	8-11	.727	1-1	1.000	3-3	1.000	0	3	3	3.6	1	8	3	0	1	20	11.2
Mercer	12/17/2025	*	35:15	7-15	.467	0-2	.000	0-1	.000	1	2	3	3.5	2	2	4	0	1	14	11.5
Totals		10	301:20	41-86	.477	5-12	.417	28-36	.778	5	30	35	3.5	20	69	33	0	6	115	11.5

Player Averages

Games Played	Minutes/game	Points/game	FG Pct	3FG Pct	FT Pct	Rebounds/game	Assists/game	Turnovers/game	Assist/Turnover ratio	Steals/game	Blocks/game
10	30.1	11.5	47.7	41.7	77.8	3.5	6.9	3.3	2.1	0.6	0.0

CAREER STATS

SEASON	TEAM	GP-GS	MIN/AVG	Field Goals		3-Point		F-Throws		Rebounds				Scoring						
				FG-FGA	FG%	3FG-3FGA	3FG%	FT-FTA	FT%	OFF	DEF	TOT	AVG	PF-FO	A	TO	BLK	STL	PTS	AVG
2020-21	SCSt	16-11	340/21.3	44-106	.415	6-20	.300	17-40	.425	5	24	29	1.8	22-0	54	49	2	7	111	6.9
2022-23	LA	34-34	989/29.1	117-269	.435	14-41	.341	66-95	.695	16	84	100	2.9	68-0	205	106	1	32	314	9.2
2023-24	LA	29-29	855/29.5	114-282	.404	10-39	.256	68-88	.773	18	64	82	2.8	70-1	128	78	2	38	306	10.6
2024-25	MKE	32-32	1095/34.2	166-348	.477	14-54	.259	120-149	.805	20	77	97	3.0	58-0	188	109	1	44	466	14.6
2025-26	UCF	10-10	301/30.1	41-86	.477	5-12	.417	28-36	.778	5	30	35	3.5	20-0	69	33	0	6	115	11.5
TOTAL FOR UCF		10-10	301/30.1	41-86	.477	5-12	.417	28-36	.778	5	30	35	3.5	20-0	69	33	0	6	115	11.5
TOTAL		121-116	3579/29.6	482-1091	.442	49-166	.295	299-408	.733	64	279	343	2.8	238-1	644	375	6	127	1312	10.8

COLLEGE PATH

2020-21: Freshman - South Carolina State
2021-22: Sophomore - Dodge City CC
2022-23: Redshirt Sophomore - Louisiana
2023-24: Redshirt Junior - Louisiana
2024-25: Redshirt Senior - Milwaukee
2025-26: Fifth Year - UCF

CAREER HIGHS

Points	26	IU Indy (12/29/24)
Rebounds	7	2x, last at UNI (11/7/24)
Assists	13	Quinnipiac (11/25/25)
Steals	5	St. Thomas (MN) (11/24/24)
Blocks	1	6x, last vs. Purdue Fort Wayne (2/2/25)
FGs Made	10	3x, last vs. Oakland (3/6/25)
FGs Att.	18	3x, last vs. Wright State (2/14/25)
3-Pt. FGs Made	3	Pitt (11/20/25)
3-Pt. FGs Att.	6	2x, last vs. South Alabama (3/6/25)
FTs Made	14	IU Indy (12/29/24)
FTs Att.	16	IU Indy (12/29/24)

2025-26 GAME HIGHS

Points	20	Towson (12/7/25)
Rebounds	6	Oakland (11/17/25)
Assists	13	Quinnipiac (11/25/25)
Steals	2	at Texas A&M (11/14/25)
Blocks	-	-
FGs Made	8	Towson (12/7/25)
FGs Att.	12	Pitt (11/20/25)
3-Pt. FGs Made	3	Pitt (11/20/25)
3-Pt. FGs Att.	3	Pitt (11/20/25)
FTs Made	10	Hofstra (11/3/25)
FTs Att.	12	Hofstra (11/3/25)

DID YOU KNOW?

Major: MBA
Favorite pro athlete: Kyrie Irving
Favorite pro team: Orlando Magic
Pre-game ritual: none
Favorite food: Steak
Favorite off-day activity: Reading books
Fun fact: I like to read novels

MISCELLANEOUS

	2025-26	Career
10+ Points	7	65
20+ Points	1	13
30+ Points	-	-
5+ Rebounds	3	22
10+ Rebounds	-	-
3+ Three Pointers	1	3
5+ Assists	7	69
3+ Steals	-	14
3+ Blocks	-	-
Double-Doubles	2	8



2 Riley KUGEL

Guard / Senior / 6-5 / 210
Orlando, Fla. / Dr. Phillips / Mississippi State

SEASON STATS

PPG	RPG	APG	FG%	3PT%	FT%
14.6	2.7	2.8	41.5%	41.7%	72.0%

KUGEL NOTEBOOK

- Spent his junior season at Mississippi State where he appeared in 33 games
- Averaged 9.3 points, 3.0 rebounds, 1.5 assists and 1.1 steals per game while managing a 43.3 field goal percentage (110-of-254) and a 33.3% three-point average (40-of-120) for the Bulldogs
- Posted double figures in 17 games, including a duo of 22-point games; the first against Butler on Nov. 29, later matching it against Bethune-Cookman on Dec. 30, 2024
- Spent his freshman and sophomore seasons at Florida
- Tabbed Pre-Season All-American going into his sophomore year
- Played in 33 games for the Gators, starting in 11 during his sophomore campaign
- Named SEC All-Freshman honoree, averaging 9.9 points and 2.8 rebounds per game

TOP PERFORMANCES

- Vanderbilt (11/8/25)**
25 points (career-high), 5 rebounds, 4 assists
- Baylor (11/24/23)**
25 points (career-high), 9 rebounds (career-high), 10-20 from the field
- Bethune-Cookman (12/30/24)**
22 points, 10-13 FG, 2-4 3FG, 3 assists
- #21 Ole Miss (1/18/25)**
22 points, 6-11 FG, 4-8 3FG, 5-5 FT, 3 rebounds

GAME-BY-GAME STATS

Opponent	Date	GS	MIN	Total		3-Pointers		Free throws		Rebounds				PF	A	TO	BLK	STL	PTS	AVG
				FG-FGA	PCT	3FG-3FGA	PCT	FT-FTA	PCT	OFF	DEF	TOT	AVG							
Hofstra	11/03/2025	*	31:36	7-15	.467	5-9	.556	0-0	.000	0	4	4	4.0	4	3	2	0	1	19	19.0
Vanderbilt	11/08/2025	*	33:40	9-19	.474	4-5	.800	3-3	1.000	1	4	5	4.5	2	4	3	0	0	25	22.0
Florida A&M	11/11/2025	*	28:09	6-10	.600	3-3	1.000	1-1	1.000	0	0	0	3.0	3	2	2	1	2	16	20.0
at Texas A&M	11/14/2025	*	32:53	5-12	.417	1-3	.333	1-2	.500	1	0	1	2.5	3	5	3	0	2	12	18.0
Oakland	11/17/2025	*	31:29	5-12	.417	3-8	.375	5-6	.833	0	3	3	2.6	3	2	0	1	0	18	18.0
vs Pittsburgh	11/20/2025	*	25:08	8-14	.571	1-3	.333	1-2	.500	3	1	4	2.8	4	4	1	0	1	18	18.0
Quinnipiac	11/25/2025	*	24:50	6-13	.462	3-6	.500	1-2	.500	1	0	1	2.6	2	2	2	0	1	16	17.7
VMI	11/29/2025	*	15:44	0-8	.000	0-3	.000	0-1	.000	2	2	4	2.8	1	2	2	0	0	0	15.5
Towson	12/07/2025	*	26:58	3-12	.250	0-4	.000	0-0	.000	0	1	1	2.6	1	1	0	2	0	6	14.4
Mercer	12/17/2025	*	30:38	5-15	.333	0-4	.000	6-8	.750	2	2	4	2.7	4	3	1	1	0	16	14.6
Totals		10	281:05	54-130	.415	20-48	.417	18-25	.720	10	17	27	2.7	27	28	16	5	7	146	14.6

Player Averages

Games Played	Minutes/game	Points/game	FG Pct	3FG Pct	FT Pct	Rebounds/game	Assists/game	Turnovers/game	Assist/Turnover ratio	Steals/game	Blocks/game
10	28.1	14.6	41.5	41.7	72.0	2.7	2.8	1.6	1.8	0.7	0.5

COLLEGE PATH

2022-23: Freshman - Florida
2023-24: Sophomore - Florida
2024-25: Junior - Mississippi State
2025-26: Senior - UCF

CAREER HIGHS

Points	25	2x, last vs. Vanderbilt (11/8/25)
Rebounds	9	Baylor (11/24/23)
Assists	6	2x, last vs. Pitt (11/22/23)
Steals	6	Loyola Maryland (11/6/23)
Blocks	2	Towson (12/7/25)
FGs Made	10	3x, last vs. Bethune-Cookman (12/30/24)
FGs Att.	20	Baylor (11/24/23)
3-Pt. FGs Made	5	Hofstra (11/3/25)
3-Pt. FGs Att.	9	Hofstra (11/3/25)
FTs Made	6	4x, last vs. Georgia (3/14/24)
FTs Att.	9	2x, last vs. Texas (3/4/25)

2025-26 GAME HIGHS

Points	25	Vanderbilt (11/8/25)
Rebounds	5	Vanderbilt (11/8/25)
Assists	5	at Texas A&M (11/14/25)
Steals	2	at Texas A&M (11/14/25)
Blocks	2	Towson (12/7/25)
FGs Made	9	Vanderbilt (11/8/25)
FGs Att.	19	Vanderbilt (11/8/25)
3-Pt. FGs Made	5	Hofstra (11/3/25)
3-Pt. FGs Att.	9	Hofstra (11/3/25)
FTs Made	5	Oakland (11/17/25)
FTs Att.	6	Oakland (11/17/25)

DID YOU KNOW?

Major: General Studies
Favorite pro athlete: Usain Bolt
Favorite pro team: Kansas City Chiefs
Pre-game ritual: Listen to music and pray
Favorite food: Chipotle
Favorite off-day activity: NBA 2K26
Fun fact: First sport was baseball
Hidden talent: I can sing/cook

MISCELLANEOUS

	2025-26	Career
10+ Points	8	54
20+ Points	1	12
30+ Points	-	-
5+ Rebounds	1	23
10+ Rebounds	-	-
3+ Three Pointers	3	16
5+ Assists	1	3
3+ Steals	-	8
3+ Blocks	-	-
Double-Doubles	-	-

CAREER STATS

SEASON	TEAM	GP-GS	MIN/AVG	Field Goals		3-Point		F-Throws		Rebounds				Scoring						
				FG-FGA	FG%	3FG-3FGA	3FG%	FT-FTA	FT%	OFF	DEF	TOT	AVG	PF-FO	A	TO	BLK	STL	PTS	AVG
2022-23	UF	32-17	736/23.0	114-250	.456	35-93	.376	55-83	.663	23	68	91	2.8	43-0	33	48	6	27	318	9.9
2023-24	UF	33-11	768/23.3	110-279	.394	34-109	.312	48-69	.696	29	86	115	3.5	62-1	48	63	8	35	302	9.2
2024-25	MS	33-14	739/22.4	110-254	.433	40-120	.333	46-61	.754	35	64	99	3.0	63-3	51	46	7	36	306	9.3
2025-26	UCF	10-10	281/28.1	54-130	.415	20-48	.417	18-25	.720	10	17	27	2.7	27-0	28	16	5	7	146	14.6
TOTAL FOR UCF		10-10	281/28.1	54-130	.415	20-48	.417	18-25	.720	10	17	27	2.7	27-0	28	16	5	7	146	14.6
TOTAL		108-52	2524/23.4	388-913	.425	129-370	.349	167-238	.702	97	235	332	3.1	195-4	160	173	26	105	1072	9.9





3 George BEALE JR.

Guard / Senior / 6-4 / 200
Suffolk, Va. / King's Fork / Hampton

SEASON STATS

PPG	RPG	APG	FG%	3PT%	FT%
3.4	0.6	0.6	31.4%	23.8%	70%

BEALE NOTEBOOK

- ✦ Appeared in 33 games and started in 15 contests for Hampton
- ✦ Produced a career-high 28 points in Hampton's win over Howard on Feb. 1, 2025, while tying his career-high in made threes, with five
- ✦ Sunk 62 three-pointers on the campaign, the 12th most in the CAA and the most on the squad while maintaining a 39.5 three-point percentage
- ✦ Spent his first two seasons at Norfolk State, appearing in 48 games for the Spartans
- ✦ Was named to the Preseason All-MEAC Third Team selection
- ✦ Selected to the MEAC All-Rookie Team after averaging 4.4 points, 2.0 rebounds, 0.6 assists, and 0.6 steals per game
- ✦ Named the 2022 All-Tidewater Player of the Year and Class 4 Region A Player of the Year
- ✦ Earned First Team All-State honors after averaging 23 points, nine rebounds, and four assists per game as a senior

TOP PERFORMANCES

- ✦ **Howard (2/1/25)**
28 points, 5-13 3FG, 7-7 FT
- ✦ **North Carolina A&T (12/3/24)**
25 points, 9-16 FG, 3-7 3FG, 4-4 FT
- ✦ **Northeastern (3/8/25)**
22 points, 8-14 FG, 3-5 3FG, 3-3 FT
- ✦ **at UMBC (11/19/24)**
23 points, 9-16 FG, 3-5 3FG, 2-2 FT

GAME-BY-GAME STATS

Opponent	Date	GS	MIN	Total		3-Pointers		Free throws		Rebounds				PF		A		TO		BLK		STL		PTS		AVG
				FG-FGA	PCT	3FG-3FGA	PCT	FT-FTA	PCT	OFF	DEF	TOT	AVG	PF	A	TO	BLK	STL	PTS							
Hofstra	11/03/2025		07:53	0-2	.000	0-1	.000	2-5	.400	0	0	0	0.0	1	1	1	0	0	0	2	2.0					
Vanderbilt	11/08/2025		09:15	2-2	1.000	0-0	.000	0-0	.000	0	1	1	0.5	0	0	0	0	0	4	3.0						
Florida A&M	11/11/2025		13:29	4-7	.571	2-4	.500	0-0	.000	1	1	2	1.0	2	1	1	1	1	10	5.3						
at Texas A&M	11/14/2025		05:54	1-4	.250	1-3	.333	0-0	.000	0	1	1	1.0	2	1	1	0	0	3	4.8						
Oakland	11/17/2025		06:51	0-1	.000	0-0	.000	0-0	.000	0	0	0	0.8	0	1	0	0	0	0	3.8						
vs Pittsburgh	11/20/2025		07:46	1-4	.250	0-2	.000	0-0	.000	0	0	0	0.7	1	0	0	0	0	2	3.5						
Quinnipiac	11/25/2025		02:41	0-0	.000	0-0	.000	0-0	.000	0	0	0	0.6	0	0	0	0	0	0	3.0						
VMI	11/29/2025		13:32	1-8	.125	1-5	.200	0-0	.000	0	1	1	0.6	2	1	0	0	1	3	3.0						
Towson	12/07/2025		08:22	1-3	.333	0-2	.000	5-5	1.000	0	1	1	0.7	1	0	0	0	0	7	3.4						
Mercer	12/17/2025		06:49	1-4	.250	1-4	.250	0-0	.000	0	0	0	0.6	0	1	0	0	0	3	3.4						
Totals		0	82:32	11-35	.314	5-21	.238	7-10	.700	1	5	6	0.6	9	6	3	1	2	34	3.4						

Player Averages

Games Played	Minutes/game	Points/game	FG Pct	3FG Pct	FT Pct	Rebounds/game	Assists/game	Turnovers/game	Assist/Turnover ratio	Steals/game	Blocks/game
10	8.3	3.4	31.4	23.8	70.0	0.6	0.6	0.3	2.0	0.2	0.1

COLLEGE PATH

2022-23: Freshman - Norfolk State
2023-24: Sophomore - Norfolk State
2024-25: Junior - Hampton
2025-26: Senior - UCF

CAREER HIGHS

Points	28	Howard (2/1/25)
Rebounds	14	Virginia-Lynchburg (11/7/22)
Assists	4	Penn St. Wilkes Barre(1/4/23)
Steals	5	at N.C. Central (2/27/23)
Blocks	1	3x, last vs. Norfolk State (11/16/24)
FGs Made	9	2x, last vs. N.C. A&T (12/3/24)
FGs Att.	18	Howard (2/1/25)
3-Pt. FGs Made	5	2x, last vs. Howard (2/1/25)
3-Pt. FGs Att.	13	Howard (2/1/25)
FTs Made	7	Howard (2/1/25)
FTs Att.	7	Howard (2/1/25)

2025-26 GAME HIGHS

Points	10	Florida A&M (11/11/25)
Rebounds	2	Florida A&M (11/11/25)
Assists	1	VMI (11/29/25)
Steals	1	Florida A&M (11/11/25)
Blocks	1	Florida A&M (11/11/25)
FGs Made	4	Florida A&M (11/11/25)
FGs Att.	8	VMI (11/29/25)
3-Pt. FGs Made	2	Florida A&M (11/11/25)
3-Pt. FGs Att.	5	VMI (11/29/25)
FTs Made	5	Towson (12/7/25)
FTs Att.	5	Towson (12/7/25)

DID YOU KNOW?

Major: Integrative General Studies
Favorite pro athlete: Kobe Bryant
Favorite pro team: Los Angeles Lakers
Pre-game ritual: Eat/nap
Favorite food: Breakfast
Favorite off-day activity: Yoga
Fun fact: I like to fish
Hidden talent: Can sing

MISCELLANEOUS

	2025-26	Career
10+ Points	1	32
20+ Points	-	5
30+ Points	-	-
5+ Rebounds	-	4
10+ Rebounds	-	1
3+ Three Pointers	-	15
5+ Assists	-	-
3+ Steals	-	3
3+ Blocks	-	-
Double-Doubles	-	1

CAREER STATS

				Field Goals		3-Point		F-Throws		Rebounds										Scoring	
SEASON	TEAM	GP-GS	MIN/AVG	FG-FGA	FG%	3FG-3FGA	3FG%	FT-FTA	FT%	OFF	DEF	TOT	AVG	PF-FO	A	TO	BLK	STL	PTS	AVG	
2022-23	Norf	29-4	350/12.1	47-107	.439	18-46	.391	16-21	.762	18	41	59	2.0	35-0	17	9	1	18	128	4.4	
2023-24	Norf	19-2	201/10.6	30-62	.484	11-31	.355	11-14	.786	7	11	18	0.9	24-0	4	9	1	8	82	4.3	
2024-25	Hamp	33-15	805/24.4	160-358	.447	62-157	.395	48-55	.873	21	56	77	2.3	78-2	31	39	1	29	430	13.0	
2025-26	UCF	10-0	83/8.3	11-35	.314	5-21	.238	7-10	.700	1	5	6	0.6	9-0	6	3	1	2	34	3.4	
TOTAL FOR UCF		10-0	83/8.3	11-35	.314	5-21	.238	7-10	.700	1	5	6	0.6	9-0	6	3	1	2	34	3.4	
TOTAL		91-21	1440/15.8	248-562	.441	96-255	.376	82-100	.820	47	113	160	1.8	146-2	58	60	4	57	674	7.4	



4 Jamichael STILLWELL

Forward / Junior / 6-8 / 245
Atlanta, Ga. / Elevation Prep / Milwaukee

SEASON STATS

PPG	RPG	APG	FG%	3PT%	FT%
12.2	8.7	1.9	57.1%	44.4%	78.9%

STILLWELL NOTEBOOK

- ✦ Played in 31 games for Milwaukee, earning 29 starts throughout his junior season
- ✦ Named one of 30 finalists for the 2024-25 Riley Wallace award, presented annually to the most impactful transfer in NCAA Division I college basketball
- ✦ Averaged a double-double with 13.0 ppg and 10.7 rpg
- ✦ Tallied 16 double-doubles on the season, shattering Milwaukee's previous record of nine in a single season
- ✦ Tabbed First Team All-Horizon League and the Horizon League New-comer of the Year in his only season with the Panthers
- ✦ Led the Panthers' rebounding efforts in 28 games, including each of the first 16 games of the season, which marked the longest streak in Milwaukee's NCAA Division I history
- ✦ Spent his freshman year at Miami Dade College and then went to Butler CC for his sophomore season

TOP PERFORMANCES

- ✦ **VMI (11/29/25)**
21 points, 14 rebounds, 5 assists and 3 steals
10 offensive rebounds (career-high)
- ✦ **at Green Bay (12/11/24)**
24 points, 19 rebounds, 9-15 FG, 3-5 3FG, 3-6 FT
- ✦ **Robert Morris (01/19/25)**
26 points, 7 rebounds, 2 steals, 10-16 FG, 2-3 3FG
- ✦ **Portland State (11/22/24)**
14 points, 11 rebounds, 6-12 FG
- ✦ **Lakeland (11/4/24)**
12 points, 14 rebounds, 2 assists, 8-12 FG

GAME-BY-GAME STATS

Opponent	Date	GS	MIN	Total		3-Pointers		Free throws		Rebounds				PF	A	TO	BLK	STL	PTS	AVG
				FG-FGA	PCT	3FG-3FGA	PCT	FT-FTA	PCT	OFF	DEF	TOT	AVG							
Hofstra	11/03/2025	*	25:51	4-6	.667	0-0	.000	2-3	.667	1	3	4	4.0	4	1	3	0	1	10	10.0
Vanderbilt	11/08/2025	*	18:08	5-8	.625	0-0	.000	5-7	.714	3	3	6	5.0	4	0	1	0	0	15	12.5
Florida A&M	11/11/2025	*	18:47	2-4	.500	1-2	.500	1-2	.500	1	5	6	5.3	0	2	1	2	3	6	10.3
at Texas A&M	11/14/2025	*	28:07	0-2	.000	0-2	.000	2-2	1.000	0	9	9	6.3	3	4	3	1	2	2	8.3
Oakland	11/17/2025	*	30:07	8-13	.615	1-1	1.000	3-4	.750	6	8	14	7.8	0	2	3	0	0	20	10.6
vs Pittsburgh	11/20/2025	*	32:21	5-9	.556	1-2	.500	1-1	1.000	5	6	11	8.3	0	2	3	0	2	12	10.8
Quinnipiac	11/25/2025	*	17:33	2-7	.286	0-0	.000	5-6	.833	4	3	7	8.1	4	0	1	0	0	9	10.6
VMI	11/29/2025	*	29:06	8-12	.667	0-0	.000	5-6	.833	10	4	14	8.9	2	5	0	0	3	21	11.9
Towson	12/07/2025	*	29:19	4-7	.571	1-2	.500	6-6	1.000	2	4	6	8.6	0	1	0	0	2	15	12.2
Mercer	12/17/2025	*	28:50	6-9	.667	0-0	.000	0-1	.000	6	4	10	8.7	4	2	2	0	3	12	12.2
Totals		9	258:09	44-77	.571	4-9	.444	30-38	.789	38	49	87	8.7	21	19	17	3	16	122	12.2

Player Averages

Games Played	Minutes/game	Points/game	FG Pct	3FG Pct	FT Pct	Rebounds/game	Assists/game	Turnovers/game	Assist/Turnover ratio	Steals/game	Blocks/game
10	25.8	12.2	57.1	44.4	78.9	8.7	1.9	1.7	1.1	1.6	0.3

COLLEGE PATH

2022-23: Freshman - Miami Dade College

2023-24: Sophomore - Butler CC

2024-25: Junior - Milwaukee

2025-26: Senior - UCF

CAREER HIGHS

Points	26	Robert Morris (1/19/25)
Rebounds	19	at Green Bay (12/11/24)
Assists	6	Oakland (3/6/25)
Steals	5	2x, last vs. Oakland (2/27/25)
Blocks	2	2x, last at Detroit Mercy (1/8/25)
FGs Made	10	Robert Morris (1/19/25)
FGs Att.	16	Robert Morris (1/19/25)
3-Pt. FGs Made	3	at Green Bay (12/11/24)
3-Pt. FGs Att.	6	at Purdue Fort Wayne (1/8/25)
FTs Made	10	2x, last vs Northern Ky. (2/16/25)
FTs Att.	11	2x, last at IU Indy (2/5/25)

2025-26 GAME HIGHS

Points	21	VMI (11/29/25)
Rebounds	14	VMI (11/29/25)
Assists	5	VMI (11/29/25)
Steals	3	VMI (11/29/25)
Blocks	2	Florida A&M (11/11/25)
FGs Made	8	VMI (11/29/25)
FGs Att.	13	Oakland (11/17/25)
3-Pt. FGs Made	1	Towson (12/7/25)
3-Pt. FGs Att.	2	Towson (12/7/25)
FTs Made	6	Towson (12/7/25)
FTs Att.	7	Vanderbilt (11/8/25)

DID YOU KNOW?

Major: Health science

Favorite pro athlete: Shai Gilgeous-Alexander

Favorite pro team: Oklahoma City Thunder

Pre-game ritual: Listen to music and pray

Favorite food: Steak & mashed potatoes

Favorite off-day activity: Rest and play video games

Fun fact: I am a father

Hidden talent: I can play the drums

MISCELLANEOUS

	2025-26	Career
10+ Points	6	31
20+ Points	1	4
30+ Points	-	-
5+ Rebounds	4	35
10+ Rebounds	1	20
3+ Three Pointers	-	1
5+ Assists	-	1
3+ Steals	1	6
3+ Blocks	-	-
Double-Doubles	1	17

CAREER STATS

				Field Goals		3-Point		F-Throws		Rebounds				Scoring						
SEASON	TEAM	GP-GS	MIN/AVG	FG-FGA	FG%	3FG-3FGA	3FG%	FT-FTA	FT%	OFF	DEF	TOT	AVG	PF-FO	A	TO	BLK	STL	PTS	AVG
2024-25	MKE	31-29	869/28.0	146-312	.468	20-70	.286	91-162	.562	123	210	333	10.7	95-4	43	66	12	40	403	13.0
2025-26	UCF	10-9	258/25.8	44-77	.571	4-9	.444	30-38	.789	38	49	87	8.7	21-0	19	17	3	16	122	12.2
TOTAL FOR UCF		10-9	258/25.8	44-77	.571	4-9	.444	30-38	.789	38	49	87	8.7	21-0	19	17	3	16	122	12.2
TOTAL		41-38	1127/27.5	190-389	.488	24-79	.304	121-200	.605	161	259	420	10.2	116-4	62	83	15	56	525	12.8





5 Kris PARKER

Forward / R-Sophomore / 6-9 / 201
Tallahassee, Fla. / Crossroad Academy / Villanova

SEASON STATS

PPG	RPG	APG	FG%	3PT%	FT%
3.6	1.2	0.4	57.9%	50%	66.7%

PARKER NOTEBOOK

- ♦ Appeared in 27 games for Villanova as a redshirt freshman
- ♦ Averaged 10.0 minutes an outing, contributing 2.6 points per game and 1.4 rebounds per game
- ♦ Dropped a career-high 11 points in Villanova's win over NJIT on Nov. 8, 2024, which he later matched in conference play against DePaul on Jan. 4, 2025
- ♦ Spent his freshman season at Alabama, where he utilized his redshirt
- ♦ Was a top-10 prospect coming out of high school in Florida's prep class of 2023
- ♦ Ranked as a four-star forward according to Rivals

TOP PERFORMANCES

- ♦ **New Jersey IT (11/8/24)**
11 points, 4-7 FG, 2-4 3FG
- ♦ **DePaul (1/4/25)**
11 points, 4-5 FG, 3-6 FT
- ♦ **Rider (11/27/24)**
7 points, 3 rebounds, 2 assists, 2-3 FG, 1-2 3FG

GAME-BY-GAME STATS

Opponent	Date	GS	MIN	Total		3-Pointers		Free throws		Rebounds				PF		A		TO		BLK		STL		PTS		AVG
				FG-FGA	PCT	3FG-3FGA	PCT	FT-FTA	PCT	OFF	DEF	TOT	AVG	PF	A	TO	BLK	STL	PTS							
Hofstra	11/03/2025		03:24	0-1	.000	0-0	.000	0-0	.000	0	0	0	0.0	0	0	0	0	0	0	0	0	0	0	0.0		
Vanderbilt	11/08/2025		07:03	0-0	.000	0-0	.000	2-2	1.000	0	1	1	0.5	2	1	1	0	0	2	1.0						
Florida A&M	11/11/2025		13:13	2-3	.667	1-1	1.000	0-0	.000	1	1	2	1.0	0	1	1	0	0	5	2.3						
at Texas A&M	11/14/2025		15:35	3-6	.500	1-2	.500	2-2	1.000	0	1	1	1.0	2	0	2	0	0	9	4.0						
Oakland	11/17/2025		11:05	3-3	1.000	0-0	.000	2-5	.400	1	1	2	1.2	1	1	1	0	1	8	4.8						
vs Pittsburgh	11/20/2025		06:55	0-1	.000	0-0	.000	0-0	.000	0	0	0	1.0	1	0	0	0	0	0	4.0						
Quinnipiac	11/25/2025		09:49	2-3	.667	0-0	.000	2-3	.667	1	2	3	1.3	1	0	1	0	0	6	4.3						
VMI	11/29/2025		12:02	1-1	1.000	0-0	.000	0-0	.000	0	2	2	1.4	1	0	2	0	0	2	4.0						
Towson	12/07/2025		08:35	0-1	.000	0-1	.000	0-0	.000	0	0	0	1.2	5	1	1	0	0	0	3.6						
Totals		0	87:41	11-19	.579	2-4	.500	8-12	.667	3	8	11	1.2	13	4	9	0	1	32	3.6						

Player Averages

Games Played	Minutes/game	Points/game	FG Pct	3FG Pct	FT Pct	Rebounds/game	Assists/game	Turnovers/game	Assist/Turnover ratio	Steals/game	Blocks/game
9	9.7	3.6	57.9	50.0	66.7	1.2	0.4	1.0	0.4	0.1	0.0

COLLEGE PATH

2023-24: Freshman - Alabama
2024-25: R-Freshman - Villanova
2025-26: R-Sophomore - UCF

CAREER HIGHS

Points	11	2x, last vs. DePaul (1/4/25)
Rebounds	5	FDU (12/11/24)
Assists	6	Penn (11/19/24)
Steals	5	at St. John's (NY) (11/11/25)
Blocks	1	5x, last vs. Providence (1/17/25)
FGs Made	4	2x, last vs. DePaul (1/4/25)
FGs Att.	7	NJIT (11/8/24)
3-Pt. FGs Made	2	NJIT (11/8/24)
3-Pt. FGs Att.	4	NJIT (11/8/24)
FTs Made	4	2x, last vs. Colorado (4/1/25)
FTs Att.	8	DePaul (1/4/25)

2025-26 GAME HIGHS

Points	9	at Texas A&M (11/14/25)
Rebounds	2	Oakland (11/17/25)
Assists	1	Towson (12/7/25)
Steals	1	Oakland (11/17/25)
Blocks	-	-
FGs Made	3	Oakland (11/17/25)
FGs Att.	6	at Texas A&M (11/14/25)
3-Pt. FGs Made	1	at Texas A&M (11/14/25)
3-Pt. FGs Att.	2	at Texas A&M (11/14/25)
FTs Made	2	Oakland (11/17/25)
FTs Att.	5	Oakland (11/17/25)

DID YOU KNOW?

- Major: Sport Business Management
- Favorite pro athlete: Lamar Jackson
- Favorite pro team: Baltimore Ravens
- Pre-game ritual: Pray/meditate
- Favorite food: Chicken, any type
- Favorite off-day activity: Play video games or go to the range
- Fun fact: I have a candle collection
- Hidden talent: Decent whistler

MISCELLANEOUS

	2025-26	Career
10+ Points	-	2
20+ Points	-	-
30+ Points	-	-
5+ Rebounds	-	1
10+ Rebounds	-	-
3+ Three Pointers	-	-
5+ Assists	-	-
3+ Steals	-	-
3+ Blocks	-	-
Double-Doubles	-	-

CAREER STATS

				Field Goals		3-Point		F-Throws		Rebounds										Scoring	
SEASON	TEAM	GP-GS	MIN/AVG	FG-FGA	FG%	3FG-3FGA	3FG%	FT-FTA	FT%	OFF	DEF	TOT	AVG	PF-FO	A	TO	BLK	STL	PTS	AVG	
2024-25	VU	27-0	271/10.0	24-55	.436	5-25	.200	18-30	.600	9	29	38	1.4	49-0	13	16	5	5	71	2.6	
2025-26	UCF	9-0	88/9.7	11-19	.579	2-4	.500	8-12	.667	3	8	11	1.2	13-1	4	9	0	1	32	3.6	
TOTAL FOR UCF		9-0	88/9.7	11-19	.579	2-4	.500	8-12	.667	3	8	11	1.2	13-1	4	9	0	1	32	3.6	
TOTAL		36-0	359/10.0	35-74	.473	7-29	.241	26-42	.619	12	37	49	1.4	62-1	17	25	5	6	103	2.9	



7 John BOL

Center / Sophomore / 7-2 / 210
Boma, South Sudan / Overtime Elite / Ole Miss

SEASON STATS

PPG	RPG	APG	FG%	3PT%	FT%
6.3	3.7	0.3	79.4%	-	81.8%

BOL NOTEBOOK

- Spent his freshman season at Ole Miss, appeared in 17 games for the Rebels, averaging 1.1 points, 0.9 rebounds, and 4.1 minutes each outing
- Tallied 19 points and five blocks during his freshman campaign
- Listed as a consensus four-star recruit by On3, 247Sports, Rivals, and ESPN
- Ranked as high as No. 54 nationally by both On3 and ESPN
- Selected to play in the 2024 McDonald's All-American game, becoming the first player who was named a McDonald's All-American to suit up in a UCF uniform

TOP PERFORMANCES

- Quinnipiac (11/25/25)**
career-high 13 points, 6 rebounds, 6-7 from the field
- Florida A&M (11/11/25)**
9 points, 5 rebounds, 4-5 from the field

GAME-BY-GAME STATS

Opponent	Date	GS	MIN	Total		3-Pointers		Free throws		Rebounds										
				FG-FGA	PCT	3FG-3FGA	PCT	FT-FTA	PCT	OFF	DEF	TOT	AVG	PF	A	TO	BLK	STL	PTS	AVG
Hofstra	11/03/2025	*	14:29	3-4	.750	0-0	.000	1-2	.500	1	0	1	1.0	2	0	1	0	0	7	7.0
Vanderbilt	11/08/2025	*	06:20	0-0	.000	0-0	.000	0-0	.000	0	1	1	1.0	0	0	2	0	0	0	3.5
Florida A&M	11/11/2025	*	13:57	4-5	.800	0-0	.000	1-1	1.000	3	2	5	2.3	1	0	1	0	0	9	5.3
at Texas A&M	11/14/2025	*	15:00	4-5	.800	0-0	.000	3-3	1.000	1	2	3	2.5	4	1	0	1	2	11	6.8
Oakland	11/17/2025	*	16:18	3-3	1.000	0-0	.000	0-0	.000	1	1	2	2.4	4	1	0	1	0	6	6.6
vs Pittsburgh	11/20/2025	*	22:17	3-4	.750	0-0	.000	0-0	.000	3	3	6	3.0	3	0	1	0	0	6	6.5
Quinnipiac	11/25/2025	*	17:30	6-7	.857	0-0	.000	1-1	1.000	2	4	6	3.4	1	0	0	1	0	13	7.4
VMI	11/29/2025	*	11:43	2-2	1.000	0-0	.000	2-2	1.000	4	1	5	3.6	3	1	1	1	0	6	7.3
Towson	12/07/2025	*	16:00	2-3	.667	0-0	.000	1-2	.500	2	3	5	3.8	1	0	2	1	0	5	7.0
Mercer	12/17/2025	*	11:43	0-1	.000	0-0	.000	0-0	.000	0	3	3	3.7	3	0	0	0	0	0	6.3
Totals		10	145:17	27-34	.794	0-0	.000	9-11	.818	17	20	37	3.7	22	3	8	5	2	63	6.3

Player Averages

Games Played	Minutes/game	Points/game	FG Pct	3FG Pct	FT Pct	Rebounds/game	Assists/game	Turnovers/game	Assist/Turnover ratio	Steals/game	Blocks/game
10	14.5	6.3	79.4	0.0	81.8	3.7	0.3	0.8	0.4	0.2	0.5

COLLEGE PATH

2024-25: Freshman- Ole Miss

2025-26: Sophomore - UCF

CAREER HIGHS

Points	11	Quinnipiac (11/25/25)
Rebounds	6	Quinnipiac (11/25/25)
Assists	1	at Texas A&M (11/14/25)
Steals	2	at Texas A&M (11/14/25)
Blocks	2	LIU (11/4/24)
FGs Made	6	Quinnipiac (11/25/25)
FGs Att.	7	Quinnipiac (11/25/25)
3-Pt. FGs Made	-	-
3-Pt. FGs Att.	-	-
FTs Made	3	at Texas A&M (11/14/25))
FTs Att.	4	Southern Miss. (12/14/24)

2025-26 GAME HIGHS

Points	11	Quinnipiac (11/25/25)
Rebounds	6	Quinnipiac (11/25/25)
Assists	1	VMI (11/29/25)
Steals	2	at Texas A&M (11/14/25)
Blocks	1	Towson (12/7/25)
FGs Made	4	at Texas A&M (11/14/25)
FGs Att.	5	at Texas A&M (11/14/25)
3-Pt. FGs Made	-	-
3-Pt. FGs Att.	-	-
FTs Made	3	at Texas A&M (11/14/25)
FTs Att.	4	at Texas A&M (11/14/25)

DID YOU KNOW?

Major: Entrepreneurship

Favorite pro athlete: Gianis Antentokounmpo

Favorite pro team: Milwaukee Bucks

Pre-game ritual: Eat pasta

Favorite food: Pasta (spaghetti and meat sauce)

Favorite off-day activity: Drawing/read books by the pool/play video games

Fun fact: I play the piano and love drawing

Hidden talent: Drawing (people/things/animals)

MISCELLANEOUS

	2025-26	Career
10+ Points	2	2
20+ Points	-	-
30+ Points	-	-
5+ Rebounds	2	2
10+ Rebounds	-	-
3+ Three Pointers	-	-
5+ Assists	-	-
3+ Steals	-	-
3+ Blocks	-	-
Double-Doubles	-	-

CAREER STATS

				Field Goals		3-Point		F-Throws		Rebounds				Scoring						
SEASON	TEAM	GP-GS	MIN/AVG	FG-FGA	FG%	3FG-3FGA	3FG%	FT-FTA	FT%	OFF	DEF	TOT	AVG	PF-FO	A	TO	BLK	STL	PTS	AVG
2024-25	UM	17-0	69/4.1	8-12	.667	0-0	.000	3-6	.500	7	9	16	0.9	10-0	0	5	5	0	19	1.1
2025-26	UCF	10-10	145/14.5	27-34	.794	0-0	.000	9-11	.818	17	20	37	3.7	22-0	3	8	5	2	63	6.3
TOTAL FOR UCF		10-10	145/14.5	27-34	.794	0-0	.000	9-11	.818	17	20	37	3.7	22-0	3	8	5	2	63	6.3
TOTAL		27-10	215/7.9	35-46	.761	0-0	.000	12-17	.706	24	29	53	2.0	32-0	3	13	10	2	82	3.0





9 Elijah HULSEWE

Center / R-Junior / 7-0 / 270
Orlando, Fla. / Windermere Prep / Bethune-Cookman

SEASON STATS

PPG	RPG	APG	FG%	3PT%	FT%
0.6	1.6	0.1	100%	-	66.7%

HULSEWE NOTEBOOK

- ♦ Scored a season and career high 13 points on two occasions while with Bethune-Cookman last season, once against Trinity (FL) and then again against Longwood
- ♦ Attended Windermere Prep for high school and then attended Hargrave Military Academy following graduation

TOP PERFORMANCES

- ♦ **Trinity (FL) (11/10/23)**
13 points, 11 rebounds, 3 blocks, 6-10 FG, 1-2 FT
- ♦ **at Longwood (11/26/23)**
13 points, 7 rebounds, 1 steal, 5-8 FG, 3-4 FT
- ♦ **at Purdue Fort Wayne (12/16/23)**
13 rebounds, 10 defensive, 3 offensive

GAME-BY-GAME STATS

Opponent	Date	GS	MIN	Total		3-Pointers		Free throws		Rebounds				PF	A	TO	BLK	STL	PTS	AVG
				FG-FGA	PCT	3FG-3FGA	PCT	FT-FTA	PCT	OFF	DEF	TOT	AVG							
Hofstra	11/03/2025		08:49	0-0	.000	0-0	.000	0-0	.000	1	1	2	2.0	3	0	0	0	0	0	0.0
Vanderbilt	11/08/2025		05:32	0-0	.000	0-0	.000	0-0	.000	0	0	0	1.0	0	0	1	0	0	0	0.0
Florida A&M	11/11/2025		06:41	0-0	.000	0-0	.000	0-0	.000	0	1	1	1.0	1	1	0	1	0	0	0.0
at Texas A&M	11/14/2025		03:25	0-0	.000	0-0	.000	0-0	.000	2	0	2	1.3	1	0	0	0	0	0	0.0
Quinnipiac	11/25/2025		01:03	0-0	.000	0-0	.000	0-0	.000	0	1	1	1.2	2	0	0	0	0	0	0.0
Towson	12/07/2025		02:50	1-1	1.000	0-0	.000	0-1	.000	1	1	2	1.3	0	0	0	0	0	2	0.3
Mercer	12/17/2025		04:55	0-0	.000	0-0	.000	2-2	1.000	1	2	3	1.6	1	0	0	0	0	2	0.6
Totals		0	33:15	1-1	1.000	0-0	.000	2-3	.667	5	6	11	1.6	8	1	1	1	0	4	0.6

Player Averages

Games Played	Minutes/game	Points/game	FG Pct	3FG Pct	FT Pct	Rebounds/game	Assists/game	Turnovers/game	Assist/Turnover ratio	Steals/game	Blocks/game
7	4.8	0.6	100.0	0.0	66.7	1.6	0.1	0.1	1.0	0.0	0.1

COLLEGE PATH

2022-23: Freshman - Bethune-Cookman
2023-24: Sophomore - Bethune-Cookman
2024-25: Junior - UCF
2025-26: R-Junior - UCF

CAREER HIGHS

Points	13	2x, last at Longwood (11/26/23)
Rebounds	13	at Purdue Fort Wayne (12/16/23)
Assists	3	at Purdue Fort Wayne (12/16/23)
Steals	2	Alabama A&M (2/24/24)
Blocks	3	Trinity (FL) (11/10/23)
FGs Made	6	Trinity (FL) (11/10/23)
FGs Att.	10	3x, last vs. Alabama A&M (2/24/24)
3-Pt. FGs Made	-	-
3-Pt. FGs Att.	-	-
FTs Made	5	Southern U. (1/15/24)
FTs Att.	6	Southern U. (1/15/24)

2025-26 GAME HIGHS

Points	2	Towson (12/7/25)
Rebounds	2	at Texas A&M (11/14/25)
Assists	1	Florida A&M (11/11/25)
Steals	-	-
Blocks	1	Florida A&M (11/11/25)
FGs Made	1	Towson (12/7/25)
FGs Att.	1	Towson (12/7/25)
3-Pt. FGs Made	-	-
3-Pt. FGs Att.	-	-
FTs Made	-	-
FTs Att.	1	Towson (12/7/25)

DID YOU KNOW?

Major: Business Communications
Favorite pro athlete: Nikola Jokic
Favorite professional team: Orlando Magic
Pre-game ritual: Listen to music
Favorite food: Chicken ceasar wrap
Favorite off-day activity: LEGOs
Fun fact: Speaks Portugese and is half Brazilian
Hidden talent: Juggling

MISCELLANEOUS

	2025-25	Career
10+ Points	-	5
20+ Points	-	-
30+ Points	-	-
5+ Rebounds	-	13
10+ Rebounds	-	2
3+ Three Pointers	-	-
5+ Assists	-	-
3+ Steals	-	-
3+ Blocks	-	1
Double-Doubles	-	1

CAREER STATS

				Field Goals		3-Point		F-Throws		Rebounds										Scoring	
SEASON	TEAM	GP-GS	MIN/AVG	FG-FGA	FG%	3FG-3FGA	3FG%	FT-FTA	FT%	OFF	DEF	TOT	AVG	PF-FO	A	TO	BLK	STL	PTS	AVG	
2022-23	BCU	15-4	177/11.8	24-45	.533	0-0	.000	12-23	.522	14	27	41	2.7	30-0	4	19	8	1	60	4.0	
2023-24	BCU	30-13	397/13.2	50-96	.521	0-0	.000	32-46	.696	40	79	119	4.0	72-3	20	33	14	9	132	4.4	
2025-26	UCF	7-0	33/4.8	1-1	1.000	0-0	.000	2-3	.667	5	6	11	1.6	8-0	1	1	1	0	4	0.6	
TOTAL FOR UCF		7-0	33/4.8	1-1	1.000	0-0	.000	2-3	.667	5	6	11	1.6	8-0	1	1	1	0	4	0.6	
TOTAL		52-17	608/11.7	75-142	.528	0-0	.000	46-72	.639	59	112	171	3.3	110-3	25	53	23	10	196	3.8	



11 Carmelo PACHECO

Guard / Redshirt Sophomore / 6-6 / 190
Harrisonburg, Va. / Spotswood / UVA Wise/Mount St. Mary's

SEASON STATS

PPG	RPG	APG	FG%	3PT%	FT%
7.2	2.1	0.6	44.2%	41.7%	100%

PACHECO NOTEBOOK

- Spent his sophomore season at Mount St. Mary's, started in all 30 games he appeared in for the Mountaineers
- Averaged 9.5 points, 1.7 rebounds and 1.3 assists per game, tallying 284 points, including a team-high 77 points from long range
- Led the team and the Metro Atlantic Athletic Conference in three-point field goal percentage at 46.4 percent, a mark that was also good for fourth in the entirety of NCAA Division I for the 2024-25 season
- Started his collegiate career at UVA Wise, where he appeared in 24 games for the Cavaliers and secured a starting spot in 20 games

TOP PERFORMANCES

- at Florida A&M (11/11/25)
17 Points, 5-6 3FG
- Limestone (2/10/24)
28 points, 6 assists, 10-18 FG, 6-10 3FG
- at Coker (01/20/24)
28 points, 4 assists, 4 rebounds, 11-19 FG, 4-8 3FG, 2-4 FT
- at Howard (11/30/24)
18 points, career high in 3FG in a game with 6 of 8 shooting
- at Quinnipiac (3/6/25)
17 Points, 6-9 FG, 5-8 3FG

GAME-BY-GAME STATS

				Total		3-Pointers		Free throws		Rebounds										
Opponent	Date	GS	MIN	FG-FGA	PCT	3FG-3FGA	PCT	FT-FTA	PCT	OFF	DEF	TOT	AVG	PF	A	TO	BLK	STL	PTS	AVG
Hofstra	11/03/2025		17:30	0-2	.000	0-2	.000	0-0	.000	0	2	2	2.0	0	1	1	0	0	0	0.0
Vanderbilt	11/08/2025		20:15	2-4	.500	1-3	.333	0-0	.000	1	2	3	2.5	1	0	0	0	0	5	2.5
Florida A&M	11/11/2025		17:57	5-7	.714	5-6	.833	2-2	1.000	0	1	1	2.0	0	1	0	0	0	17	7.3
at Texas A&M	11/14/2025		20:38	5-6	.833	5-6	.833	0-0	.000	0	3	3	2.3	0	1	0	0	0	15	9.3
Oakland	11/17/2025		18:07	2-8	.250	2-8	.250	2-2	1.000	1	2	3	2.4	1	0	0	0	1	8	9.0
vs Pittsburgh	11/20/2025		22:38	1-3	.333	1-3	.333	2-2	1.000	0	1	1	2.2	0	1	0	0	0	5	8.3
Quinnipiac	11/25/2025		17:18	2-5	.400	0-3	.000	0-0	.000	0	2	2	2.1	1	0	0	0	0	4	7.7
VMI	11/29/2025		21:44	2-9	.222	2-9	.222	0-0	.000	2	1	3	2.3	0	2	1	0	0	6	7.5
Towson	12/07/2025		13:53	2-3	.667	2-3	.667	0-0	.000	1	0	1	2.1	0	0	0	0	0	6	7.3
Mercer	12/17/2025		14:21	2-5	.400	2-5	.400	0-0	.000	0	2	2	2.1	0	0	0	0	1	6	7.2
Totals		0	184:20	23-52	.442	20-48	.417	6-6	1.000	5	16	21	2.1	3	6	2	0	2	72	7.2

Player Averages

Games Played	Minutes/game	Points/game	FG Pct	3FG Pct	FT Pct	Rebounds/game	Assists/game	Turnovers/game	Assist/Turnover ratio	Steals/game	Blocks/game
10	18.4	7.2	44.2	41.7	100.0	2.1	0.6	0.2	3.0	0.2	0.0

COLLEGE PATH

2023-24: Freshman - UVA Wise

2024-25: Sophomore - Mount St. Mary's

2025-26: Junior - UCF

CAREER HIGHS

Points	28	2x, last vs. Limestone (2/10/24)
Rebounds	8	Tusculum (2/7/24)
Assists	6	Limestone (2/10/24)
Steals	3	Niagara (1/5/25)
Blocks	1	5x, last vs. Sacred Heart (1/12/25)
FGs Made	11	at Coker (1/20/24)
FGs Att.	19	at Coker (1/20/24)
3-Pt. FGs Made	6	2x, last at Howard (11/30/24)
3-Pt. FGs Att.	10	3x, last at Bucknell (11/13/24)
FTs Made	5	Rider (2/23/25)
FTs Att.	5	Rider (2/23/25)

2025-26 GAME HIGHS

Points	17	Florida A&M (11/11/25)
Rebounds	3	VMI (11/29/25)
Assists	2	VMI (11/29/25)
Steals	1	Oakland (11/17/25)
Blocks	-	-
FGs Made	5	at Texas A&M (11/14/25)
FGs Att.	9	VMI (11/29/25)
3-Pt. FGs Made	5	at Texas A&M (11/14/25)
3-Pt. FGs Att.	9	VMI (11/29/25)
FTs Made	2	Pitt (11/20/25)
FTs Att.	2	Pitt (11/20/25)

DID YOU KNOW?

Major: Integrative General Studies

Favorite pro athlete: LeBron James

Favorite professional team: Philadelphia Eagles

Pre-game ritual: Nap

Favorite food: Chicken and rice

Favorite off-day activity: Video games or shopping

Fun fact: Has 10 siblings

MISCELLANEOUS

	2025-26	Career
10+ Points	-	30
20+ Points	-	5
30+ Points	-	-
5+ Rebounds	-	7
10+ Rebounds	-	-
3+ Three Pointers	-	26
5+ Assists	-	3
3+ Steals	-	1
3+ Blocks	-	-
Double-Doubles	-	-

CAREER STATS

				Field Goals		3-Point		F-Throws		Rebounds										Scoring	
SEASON	TEAM	GP-GS	MIN/AVG	FG-FGA	FG%	3FG-3FGA	3FG%	FT-FTA	FT%	OFF	DEF	TOT	AVG	PF-FO	A	TO	BLK	STL	PTS	AVG	
2023-24	Wise	24-20	748/31.2	107-226	.473	62-142	.437	18-23	.783	17	58	75	3.1	36-1	54	16	2	14	294	12.3	
2024-25	MSM	30-30	846/28.2	88-188	.468	77-166	.464	31-38	.816	12	38	50	1.7	37-0	40	11	3	18	284	9.5	
2025-26	UCF	10-0	184/18.4	23-52	.442	20-48	.417	6-6	1.000	5	16	21	2.1	3-0	6	2	0	2	72	7.2	
TOTAL FOR UCF		10-0	184/18.4	23-52	.442	20-48	.417	6-6	1.000	5	16	21	2.1	3-0	6	2	0	2	72	7.2	
TOTAL		64-50	1778/27.8	218-466	.468	159-356	.447	55-67	.821	34	112	146	2.3	76-1	100	29	5	34	650	10.2	





22 Chris JOHNSON

Guard / Junior / 6-5 / 196
Houston, Texas / Montverde Academy / Stephen F. Austin

SEASON STATS

PPG	RPG	APG	FG%	3PT%	FT%
5.1	1.2	1.9	44.4%	47.4%	71.4%

JOHNSON NOTEBOOK

- Spent his sophomore season at SFA, appearing in three games before suffering a season-ending injury
- Despite the short sample size, he averaged 10.7 points, 4.0 rebounds, and 1.7 assists in those contests
- Started his collegiate career at Texas, he played in 17 games for the Longhorns
- Shot an impressive 42.1% from the floor, earning 18 points on the campaign
- Listed as the 44th best recruit in the country by ESPN in the final Class of 2023 rankings
- Spent his senior year at Montverde Academy in Montverde, Fla., where he helped lead the Eagles to a 23-3 overall record and a slot in the quarterfinals of the Geico High School Basketball Nationals

TOP PERFORMANCES

- Vanderbilt (11/8/25)**
17 points, 5 assists, 5-8 from the field and 3-4 from the 3FG
- Dallas (11/4/24)**
17 points, 6 rebounds, 3 assists, 1 steal, 1 block, 8-12 FG
- LeTourneau (11/12/24)**
10 points, 5 rebounds, 2 assists, 1 block, 1 steal, 4-9 FG

GAME-BY-GAME STATS

Opponent	Date	GS	MIN	Total		3-Pointers		Free throws		Rebounds				PF	A	TO	BLK	STL	PTS	AVG
				FG-FGA	PCT	3FG-3FGA	PCT	FT-FTA	PCT	OFF	DEF	TOT	AVG							
Vanderbilt	11/08/2025		14:38	5-8	.625	3-4	.750	4-6	.667	0	0	0	0.0	3	5	0	0	0	17	17.0
Florida A&M	11/11/2025		12:59	1-4	.250	0-1	.000	1-1	1.000	0	3	3	1.5	3	5	2	0	3	3	10.0
at Texas A&M	11/14/2025		04:17	0-0	.000	0-0	.000	0-0	.000	0	0	0	1.0	3	0	2	0	0	0	6.7
Oakland	11/17/2025		06:49	0-2	.000	0-1	.000	0-0	.000	0	0	0	0.8	0	0	0	0	0	0	5.0
vs Pittsburgh	11/20/2025		04:41	0-0	.000	0-0	.000	0-0	.000	0	2	2	1.0	1	1	1	0	0	0	4.0
Quinnipiac	11/25/2025		12:21	4-7	.571	3-5	.600	0-0	.000	0	2	2	1.2	0	2	0	0	0	11	5.2
VMI	11/29/2025		18:47	1-7	.143	1-4	.250	0-0	.000	1	2	3	1.4	0	1	1	0	1	3	4.9
Towson	12/07/2025		10:55	3-5	.600	1-3	.333	0-0	.000	0	0	0	1.3	3	0	1	0	0	7	5.1
Mercer	12/17/2025		08:41	2-3	.667	1-1	1.000	0-0	.000	0	1	1	1.2	0	3	2	0	1	5	5.1
Totals		0	94:08	16-36	.444	9-19	.474	5-7	.714	1	10	11	1.2	13	17	9	0	5	46	5.1

Player Averages

Games Played	Minutes/game	Points/game	FG Pct	3FG Pct	FT Pct	Rebounds/game	Assists/game	Turnovers/game	Assist/Turnover ratio	Steals/game	Blocks/game
9	10.5	5.1	44.4	47.4	71.4	1.2	1.9	1.0	1.9	0.6	0.0

COLLEGE PATH

2023-24: Freshman - Texas
2024-25: Sophomore - Stephen F. Austin
2025-26: Junior - UCF

CAREER HIGHS

Points	17	Dallas (11/4/24)
Rebounds	6	Dallas (11/4/24)
Assists	3	Dallas (11/4/24)
Steals	2	Houston Christian (12/9/23)
Blocks	1	2x, last vs. LeTourneau (11/12/24)
FGs Made	8	Dallas (11/4/24)
FGs Att.	12	Dallas (11/4/24)
3-Pt. FGs Made	1	4x, last at Drake (11/10/24)
3-Pt. FGs Att.	5	at Drake (11/10/24)
FTs Made	2	2x, last vs. LeTourneau (11/12/24)
FTs Att.	3	LeTourneau (11/12/24)

2025-26 GAME HIGHS

Points	17	Vanderbilt (11/8/25)
Rebounds	3	VMI (11/29/25)
Assists	5	Florida A&M (11/11/25)
Steals	3	Florida A&M (11/11/25)
Blocks	-	-
FGs Made	5	Vanderbilt (11/8/25)
FGs Att.	8	Vanderbilt (11/8/25)
3-Pt. FGs Made	3	Vanderbilt (11/8/25)
3-Pt. FGs Att.	4	Vanderbilt (11/8/25)
FTs Made	4	Vanderbilt (11/8/25)
FTs Att.	6	Vanderbilt (11/8/25)

DID YOU KNOW?


Major: Intergrative General Studies
Favorite pro athlete(s): Kyrie Irving, Shai Gilgeous-Alexander, LeBron James
Favorite professional team: Houston Rockets
Pre-game ritual: Listen to music / good stretch
Favorite food: Spaghetti / chicken & shrimp alfredo
Favorite off-day activity: Playing video games

MISCELLANEOUS

	2025-26	Career
10+ Points	2	4
20+ Points	-	-
30+ Points	-	-
5+ Rebounds	-	2
10+ Rebounds	-	-
3+ Three Pointers	2	2
5+ Assists	-	-
3+ Steals	-	-
3+ Blocks	-	-
Double-Doubles	-	-

CAREER STATS

				Field Goals		3-Point		F-Throws		Rebounds									Scoring	
SEASON	TEAM	GP-GS	MIN/AVG	FG-FGA	FG%	3FG-3FGA	3FG%	FT-FTA	FT%	OFF	DEF	TOT	AVG	PF-FO	A	TO	BLK	STL	PTS	AVG
2023-24	TX	17-0	78/4.6	8-19	.421	2-7	.286	0-0	.000	2	3	5	0.3	4-0	6	6	0	3	18	1.1
2024-25	SFA	3-0	51/17.1	13-28	.464	2-12	.167	4-5	.800	1	11	12	4.0	6-0	5	5	2	3	32	10.7
2025-26	UCF	9-0	94/10.5	16-36	.444	9-19	.474	5-7	.714	1	10	11	1.2	13-0	17	9	0	5	46	5.1
TOTAL FOR UCF		9-0	94/10.5	16-36	.444	9-19	.474	5-7	.714	1	10	11	1.2	13-0	17	9	0	5	46	5.1
TOTAL		29-0	223/7.7	37-83	.446	13-38	.342	9-12	.750	4	24	28	1.0	23-0	28	20	2	11	96	3.3



24 Zach JOHNSON

Guard / Freshman / 6-6 / 205
Southern Pines, N.C. / IV Greatness Academy

SEASON STATS

PPG	RPG	APG	FG%	3PT%	FT%
-	0.7	-	-	-	-

JOHNSON NOTEBOOK

- ✦ Competed for IV Greatness Academy, where he averaged 30 points, six rebounds and five assists per game

TOP PERFORMANCES

GAME-BY-GAME STATS

Opponent	Date	GS	MIN	Total		3-Pointers		Free throws		Rebounds				PF	A	TO	BLK	STL	PTS	AVG
				FG-FGA	PCT	3FG-3FGA	PCT	FT-FTA	PCT	OFF	DEF	TOT	AVG							
Florida A&M	11/11/2025		02:46	0-0	.000	0-0	.000	0-0	.000	0	0	0	0.0	0	0	0	0	0	0	0.0
VMI	11/29/2025		01:07	0-0	.000	0-0	.000	0-0	.000	0	1	1	0.5	0	0	0	0	0	0	0.0
Towson	12/07/2025		03:20	0-0	.000	0-0	.000	0-0	.000	0	1	1	0.7	0	0	0	0	0	0	0.0
Totals		0	07:13	0-0	.000	0-0	.000	0-0	.000	0	2	2	0.7	0	0	0	0	0	0	0.0

Player Averages

Games Played	Minutes/game	Points/game	FG Pct	3FG Pct	FT Pct	Rebounds/game	Assists/game	Turnovers/game	Assist/Turnover ratio	Steals/game	Blocks/game
3	2.4	0.0	0.0	0.0	0.0	0.7	0.0	0.0	0.0	0.0	0.0

COLLEGE PATH

2024-25: Freshman - UCF

CAREER HIGHS

Points	-	-
Rebounds	1	VMI (11/29/25)
Assists	-	-
Steals	-	-
Blocks	-	-
FGs Made	-	-
FGs Att.	-	-
3-Pt. FGs Made	-	-
3-Pt. FGs Att.	-	-
FTs Made	-	-
FTs Attempted	-	-

2025-26 GAME HIGHS

Points	-	-
Rebounds	1	Towson (12/7/25)
Assists	-	-
Steals	-	-
Blocks	-	-
FGs Made	-	-
FGs Att.	-	-
3-Pt. FGs Made	-	-
3-Pt. FGs Att.	-	-
FTs Made	-	-
FTs Attempted	-	-

DID YOU KNOW?

Major/Minor: Business

Favorite pro athlete: Anthony Edwards

Favorite professional team: Minnesota Timberwolves

Pre-game ritual: Listen to music, stretch, visualize

Favorite food: Mexican

Favorite off-day activity: Chill with friends

Fun fact: I play guitar and piano

Hidden talent: I can solve a rubix cube

MISCELLANEOUS

	2025-26	Career
10+ Points	-	-
20+ Points	-	-
30+ Points	-	-
5+ Rebounds	-	-
10+ Rebounds	-	-
3+ Three Pointers	-	-
5+ Assists	-	-
3+ Steals	-	-
3+ Blocks	-	-
Double-Doubles	-	-

CAREER STATS

				Field Goals		3-Point		F-Throws		Rebounds										Scoring	
SEASON	TEAM	GP-GS	MIN/AVG	FG-FGA	FG%	3FG-3FGA	3FG%	FT-FTA	FT%	OFF	DEF	TOT	AVG	PF-FO	A	TO	BLK	STL	PTS	AVG	
2025-26	UCF	3-0	7/2.4	0-0	.000	0-0	.000	0-0	.000	0	2	2	0.7	0-0	0	0	0	0	0	0.0	
TOTAL		3-0	7/2.4	0-0	.000	0-0	.000	0-0	.000	0	2	2	0.7	0-0	0	0	0	0	0	0.0	





30 Tanner JONES

Guard / Freshman / 6-4 / 190
Memphis, Tenn. / IMG Academy

SEASON STATS

PPG	RPG	APG	FG%	3PT%	FT%
-	-	-	-	-	-

JONES NOTEBOOK

- ✦ Spent his senior season at IMG Academy in Bradenton, Fla.
- ✦ Played his first three years of high school ball at Campbell Hall in Studio City, Calif
- ✦ Jones' father, Dahntay Jones, was selected 20th overall in the 2003 NBA Draft by the Boston Celtics before being traded to the Memphis Grizzlies and spent 14 years playing in the NBA
- ✦ His father also spent time playing under head coach Johnny Dawkins from 2001-03, where then-associate coach Dawkins trained Jones and others at Duke University

TOP PERFORMANCES

GAME-BY-GAME STATS

COLLEGE PATH

2025-26: Freshman - UCF

CAREER HIGHS

Points	-
Rebounds	-
Assists	-
Steals	-
Blocks	-
FGs Made	-
FGs Att.	-
3-Pt. FGs Made	-
3-Pt. FGs Att.	-
FTs Made	-
FTs Att.	-

2025-26 GAME HIGHS

Points	-
Rebounds	-
Assists	-
Steals	-
Blocks	-
FGs Made	-
FGs Att.	-
3-Pt. FGs Made	-
3-Pt. FGs Att.	-
FTs Made	-
FTs Att.	-

DID YOU KNOW?

Major: Business
Favorite pro athlete: Lebron James
Favorite pro team: Los Angeles Lakers
Pre-game ritual: Listening to music
Favorite food: Steak
Favorite off-day activity: Going to the movies
Fun fact: I make music
Hidden talent: I'm a bowler

MISCELLANEOUS

	2025-26	Career
10+ Points	-	-
20+ Points	-	-
30+ Points	-	-
5+ Rebounds	-	-
10+ Rebounds	-	-
3+ Three Pointers	-	-
5+ Assists	-	-
3+ Steals	-	-
3+ Blocks	-	-
Double-Doubles	-	-

CAREER STATS



33 Poohpha WARAKULNUKROH

Guard / Redshirt Senior / 5-11 / 177
Bangkok, Thailand / Montverde Academy

SEASON STATS

PPG	RPG	APG	FG%	3PT%	FT%
0.7	0.7	-	33.3%	-	-

WARAKULNUKROH NOTEBOOK

- ✦ Earned first career steal in 2024-25 debut against California Baptist
- ✦ Made an appearance in UCF's NIT contest at Florida on March 15, 2023
- ✦ Made his collegiate debut against Western Illinois (11/14), scoring four points, hitting a three-pointer and a free throw
- ✦ Served as a student manager for the men's basketball program during the 2021-22 season. Earned a redshirt in the process.
- ✦ Played at Montverde Academy in Montverde, Florida and was the team MVP and leading scorer on the Varsity/Post Grad Team as a senior; joined the varsity team his junior after moving from Thailand
- ✦ 3x3 National Tournament Champion in Thailand for U-16 as a sophomore
- ✦ Also played tennis, ranking top 10 in Thailand

TOP PERFORMANCES

GAME-BY-GAME STATS

Opponent	Date	GS	MIN	Total		3-Pointers		Free throws		Rebounds				PF	A	TO	BLK	STL	PTS	AVG
				FG-FGA	PCT	3FG-3FGA	PCT	FT-FTA	PCT	OFF	DEF	TOT	AVG							
Florida A&M	11/11/2025		02:46	1-3	.333	0-0	.000	0-0	.000	0	1	1	1.0	0	0	2	0	0	2	2.0
VMI	11/29/2025		01:07	0-0	.000	0-0	.000	0-0	.000	0	1	1	1.0	0	0	0	0	0	0	1.0
Towson	12/07/2025		01:20	0-0	.000	0-0	.000	0-0	.000	0	0	0	0.7	0	0	0	0	0	0	0.7
Totals		0	05:13	1-3	.333	0-0	.000	0-0	.000	0	2	2	0.7	0	0	2	0	0	2	0.7

Player Averages

Games Played	Minutes/game	Points/game	FG Pct	3FG Pct	FT Pct	Rebounds/game	Assists/game	Turnovers/game	Assist/Turnover ratio	Steals/game	Blocks/game
3	1.7	0.7	33.3	0.0	0.0	0.7	0.0	0.7	0.0	0.0	0.0

COLLEGE PATH

2022-23: Redshirt Freshman - UCF

2023-24: Redshirt Sophomore - UCF

2024-25: Redshirt Junior - UCF

2024-25: Redshirt Senior - UCF

CAREER HIGHS

Points	4	2x, last vs. ECU (3/5/23)
Rebounds	1	3x, last vs. Utah (3/11/25)
Assists	1	5x, last vs. TCU (1/25/25)
Steals	1	California Baptist (12/1/24)
Blocks	1	Jacksonville (12/6/23)
FGs Made	1	4x, last vs. ECU (3/5/23)
FGs Att.	2	2x, last vs. Lipscomb (12/2/23)
3-Pt. FGs Made	1	2x, last vs. ECU (3/5/23)
3-Pt. FGs Att.	1	3x, last vs. Lipscomb (12/2/23)
FTs Made	2	Bethune-Cookman (12/29/23)
FTs Att.	2	4x, last vs. California Baptist (12/1/24)

2025-26 GAME HIGHS

Points	2	Florida A&M (11/11/25)
Rebounds	1	VMI (11/29/25)
Assists	-	-
Steals	-	-
Blocks	-	-
FGs Made	1	Florida A&M (11/11/25)
FGs Att.	3	Florida A&M (11/11/25)
3-Pt. FGs Made	-	-
3-Pt. FGs Att.	-	-
FTs Made	-	-
FTs Att.	-	-

DID YOU KNOW?

Major/Minor: Mechanical Engineering/Math

Favorite pro athlete: Steve Nash

Favorite professional team: San Antonio Spurs

Pre-game ritual: Listen to slow music

Favorite food: Thai

Favorite off-day activity: Sleeping

Fun fact: Black belt in taekwondo

Hidden talent: Plays the guitar

MISCELLANEOUS

	2025-26	Career
10+ Points	-	-
20+ Points	-	-
30+ Points	-	-
5+ Rebounds	-	-
10+ Rebounds	-	-
3+ Three Pointers	-	-
5+ Assists	-	-
3+ Steals	-	-
3+ Blocks	-	-
Double-Doubles	-	-

CAREER STATS

				Field Goals		3-Point		F-Throws		Rebounds										Scoring	
SEASON	TEAM	GP-GS	MIN/AVG	FG-FGA	FG%	3FG-3FGA	3FG%	FT-FTA	FT%	OFF	DEF	TOT	AVG	PF-FO	A	TO	BLK	STL	PTS	AVG	
2022-23	UCF	7-0	14/2.0	4-6	.667	2-2	1.000	2-4	.500	0	0	0	0.0	3-0	2	1	0	0	12	1.7	
2023-24	UCF	6-0	10/1.7	0-3	.000	0-1	.000	2-2	1.000	0	1	1	0.2	1-0	2	0	1	0	2	0.3	
2024-25	UCF	4-0	4/0.9	0-0	.000	0-0	.000	0-2	.000	0	2	2	0.5	0-0	1	1	0	1	0	0.0	
2025-26	UCF	3-0	5/1.7	1-3	.333	0-0	.000	0-0	.000	0	2	2	0.7	0-0	0	2	0	0	2	0.7	
TOTAL		20-0	33/1.7	5-12	.417	2-3	.667	4-8	.500	0	5	5	0.3	4-0	5	4	1	1	16	0.8	





35 Devan CAMBRIDGE

Forward / Sixth Year / 6-6 / 210
Nashville, Tenn. / Hillcrest Prep / Texas Tech

SEASON STATS

PPG	RPG	APG	FG%	3PT%	FT%
5.4	4.1	1.4	46.2%	20%	65.2%

CAMBRIDGE NOTEBOOK

- Spent the last two years at Texas Tech playing in a total of 14 games as he was battling some injuries
- Played at Arizona State for his senior season with his brother, Desmond, recording a starting spot in 34 of the 35 games he played in, averaging 26.7 minutes an outing
- Connected on 130-of-258 shots from the field to maintain an outstanding 50.4 percent field goal percentage, making him just one of three Sun Devils to shoot 50% or better from the field
- He spent his first three seasons at Auburn, playing in 91 games through out his time with the Tigers
- Made ESPN's SportsCenter Top 10 Plays of the Day with a thunderous one-handed dunk after a pass off the backboard from teammate Wendell Green Jr. in the first half of play at Georgia on Feb. 5, 2022
- Tabbed to the SEC Academic Honor Roll following his sophomore season
- Averaged 8.9 points, 3.6 rebounds, 0.9 steals, 0.7 assists and 0.6 blocks per game, increasing those numbers to 9.9 points, 3.7 rebounds and 1.1 steals per game during SEC play (2020-21 season)

TOP PERFORMANCES

- South Carolina (11/22/20)**
26 points, 5 rebounds, 10-14 FG, 6-9 3FG
- Washington (1/8/23)**
18 points, 4 rebounds, 3 assists, 2 blocks, 2 steals, 9-14 FG
- San Jose State (11/12/23)**
15 points, 5 rebounds, 1 block, 7-12 FG
- at Butler (11/30/23)**
16 points, 2 blocks, 1 steal, 6-11 FG, 4-8 FT

COLLEGE PATH

2019-20: Freshman - Auburn
2020-21: Sophomore - Auburn
2021-22: Junior - Auburn
2022-23: Senior - Arizona State
2023-24: 5th - Texas Tech
2024-25: R-5th - Texas Tech
2025-26: 6th - UCF

CAREER HIGHS

Points	26	South Carolina (11/22/20)
Rebounds	11	San Diego (12/18/22)
Assists	3	4x, last vs. Washington (1/8/23)
Steals	3	3x, last vs. Georgia (2/2/21)
Blocks	5	at Georgia (1/31/21)
FGs Made	10	South Carolina (11/22/20)
FGs Att.	17	Tennessee (2/27/21)
3-Pt. FGs Made	7	LSU (2/8/20)
3-Pt. FGs Att.	11	South Alabama (12/4/20)
FTs Made	5	4x, last vs. Michigan (11/24/23)
FTs Att.	8	2x, last at Butler (11/30/23)

2025-26 GAME HIGHS

Points	12	Vanderbilt (11/8/25)
Rebounds	6	Hofstra (11/3/25)
Assists	4	Florida A&M (11/11/25)
Steals	1	VMI (11/29/25)
Blocks	2	VMI (11/29/25)
FGs Made	4	Vanderbilt (11/8/25)
FGs Att.	8	VMI (11/29/25)
3-Pt. FGs Made	1	Florida A&M (11/11/25)
3-Pt. FGs Att.	3	VMI (11/29/25)
FTs Made	4	Vanderbilt (11/8/25)
FTs Attempted	6	Vanderbilt (11/8/25)

DID YOU KNOW?

Major: Interdisciplinary Studies
Favorite pro athlete: Kevin Durant
Favorite professional team: Los Angeles Lakers
Pre-game ritual: Pre-game nap
Favorite food: Pasta with vodka sauce
Favorite off-day activity: Playing video games
Fun fact: I have eight siblings
Hidden talent: I can sing

GAME-BY-GAME STATS

Opponent	Date	GS	MIN	Total		3-Pointers		Free throws		Rebounds				PF	A	TO	BLK	STL	PTS	AVG
				FG-FGA	PCT	3FG-3FGA	PCT	FT-FTA	PCT	OFF	DEF	TOT	AVG							
Hofstra	11/03/2025		21:14	2-4	.500	1-2	.500	2-6	.333	3	3	6	6.0	3	1	1	1	0	7	7.0
Vanderbilt	11/08/2025	*	30:50	4-7	.571	0-2	.000	4-6	.667	0	5	5	5.5	4	2	2	0	0	12	9.5
Florida A&M	11/11/2025		19:35	3-3	1.000	1-1	1.000	1-1	1.000	1	4	5	5.3	0	4	0	0	0	8	9.0
at Texas A&M	11/14/2025		11:34	0-3	.000	0-3	.000	0-0	.000	1	2	3	4.8	1	0	1	0	0	0	6.8
Oakland	11/17/2025		10:28	1-3	.333	0-0	.000	0-0	.000	1	1	2	4.2	3	2	1	1	0	2	5.8
vs Pittsburgh	11/20/2025		19:26	2-4	.500	0-1	.000	1-2	.500	1	3	4	4.2	1	1	0	0	1	5	5.7
Quinnipiac	11/25/2025		24:02	1-4	.250	1-2	.500	5-6	.833	0	5	5	4.3	1	1	1	2	1	8	6.0
VMI	11/29/2025		20:54	3-8	.375	0-3	.000	2-2	1.000	3	4	7	4.6	3	2	1	2	1	8	6.3
Towson	12/07/2025		10:07	1-1	1.000	0-0	.000	0-0	.000	0	1	1	4.2	1	0	1	0	0	2	5.8
Mercer	12/17/2025		19:50	1-2	.500	0-1	.000	0-0	.000	2	1	3	4.1	1	1	1	1	1	2	5.4
Totals		1	187:60	18-39	.462	3-15	.200	15-23	.652	12	29	41	4.1	18	14	9	7	4	54	5.4

Player Averages

Games Played	Minutes/game	Points/game	FG Pct	3FG Pct	FT Pct	Rebounds/game	Assists/game	Turnovers/game	Assist/Turnover ratio	Steals/game	Blocks/game
10	18.8	5.4	46.2	20.0	65.2	4.1	1.4	0.9	1.6	0.4	0.7

CAREER STATS

SEASON	TEAM	GP-GS	MIN/AVG	Field Goals		3-Point		F-Throws		Rebounds				Scoring						
				FG-FGA	FG%	3FG-3FGA	3FG%	FT-FTA	FT%	OFF	DEF	TOT	AVG	PF-FO	A	TO	BLK	STL	PTS	AVG
2019-20	AU	31-0	408/13.2	49-115	.426	27-79	.342	5-18	.278	20	51	71	2.3	34-0	4	22	11	12	130	4.2
2020-21	AU	27-19	683/25.3	86-229	.376	41-143	.287	28-48	.583	28	69	97	3.6	46-0	20	37	15	24	241	8.9
2021-22	AU	33-14	646/19.6	66-164	.402	19-86	.221	24-36	.667	56	62	118	3.6	55-0	21	23	10	18	175	5.3
2022-23	ASU	36-35	962/26.7	130-258	.504	28-84	.333	65-100	.650	79	114	193	5.4	97-5	30	50	28	22	353	9.8
2023-24	TTU	8-8	208/26.0	29-55	.527	1-11	.091	25-36	.694	13	23	36	4.5	19-1	9	9	7	5	84	10.5
2024-25	TTU	6-2	106/17.6	13-22	.591	4-7	.571	3-4	.750	7	14	21	3.5	9-0	2	6	0	2	33	5.5
2025-26	UCF	10-1	188/18.8	18-39	.462	3-15	.200	15-23	.652	12	29	41	4.1	18-0	14	9	7	4	54	5.4
TOTAL FOR UCF		10-1	188/18.8	18-39	.462	3-15	.200	15-23	.652	12	29	41	4.1	18-0	14	9	7	4	54	5.4
TOTAL		151-79	3201/21.2	391-882	.443	123-425	.289	165-265	.623	215	362	577	3.8	278-6	100	156	78	87	1070	7.1



99 Jordan BURKS

Forward / Junior / 6-9 / 205
Decatur, Ala. / Hillcrest Prep / Georgetown

SEASON STATS

PPG	RPG	APG	FG%	3PT%	FT%
12.8	4.7	0.6	49.4%	36.8%	89.7%

BURKS NOTEBOOK

- Played in all 34 games for Georgetown, earning a starting slot on 11 occasions
- Scored in double-digits on nine occasions while maintaining a 52.1 shooting percentage from the field
- Also clocked a 68.4 percent clip from behind the charity stripe, connecting on 26-of-38 on the campaign
- Posted a career-high 16-point performance in the opening round of the College Basketball Crown Tournament on March 31, 2025, against Washington State
- Started out his collegiate career at Kentucky, where he played in 20 games
- Averaged 1.9 points, 1.7 rebounds per game while shooting 60 percent from the floor

TOP PERFORMANCES

- Texas A&M (11/14/25)**
21 points (5-7 3FG), 4 rebounds, 2 assists and a block
- Hofstra (11/3/25)**
17 points, 7 rebounds, 1 block, 5-11 from the field
- Washington State (3/31/25)**
16 points, 13 rebounds, 3 assists, 2 steals, 1 block
- at Vanderbilt (2/6/24)**
13 points, 5 rebounds, 6-6 FG, 1-1 3FG
- Villanova (3/4/25)**
14 points, 6 rebounds, 1 steal, 5-9 FG, 2-4 3FG, 2-3 FT

GAME-BY-GAME STATS

Opponent	Date	GS	MIN	Total		3-Pointers		Free throws		Rebounds				PF				PTS	AVG	
				FG-FGA	PCT	3FG-3FGA	PCT	FT-FTA	PCT	OFF	DEF	TOT	AVG	A	TO	BLK	STL			
Hofstra	11/03/2025	*	27:09	5-11	.455	2-3	.667	5-6	.833	3	4	7	7.0	0	0	1	1	0	17	17.0
Vanderbilt	11/08/2025	*	27:12	2-3	.667	1-1	1.000	2-2	1.000	0	2	2	4.5	0	0	0	1	0	7	12.0
Florida A&M	11/11/2025	*	18:56	3-8	.375	0-2	.000	3-4	.750	2	5	7	5.3	4	1	1	1	9	11.0	
at Texas A&M	11/14/2025	*	23:19	7-11	.636	5-7	.714	2-2	1.000	1	3	4	5.0	3	2	1	1	0	21	13.5
Oakland	11/17/2025	*	28:12	5-11	.455	1-5	.200	2-2	1.000	4	3	7	5.4	1	2	0	1	1	13	13.4
vs Pittsburgh	11/20/2025	*	24:27	4-9	.444	0-4	.000	1-1	1.000	1	3	4	5.2	0	0	1	0	0	9	12.7
Quinnipiac	11/25/2025	*	21:14	4-6	.667	1-3	.333	4-5	.800	0	3	3	4.9	1	0	1	0	1	13	12.7
VMI	11/29/2025	*	19:07	6-14	.429	0-5	.000	2-2	1.000	2	3	5	4.9	2	0	0	1	0	14	12.9
Towson	12/07/2025	*	23:27	3-4	.750	0-1	.000	2-2	1.000	0	3	3	4.7	0	1	0	0	0	8	12.3
Mercer	12/17/2025	*	26:29	5-12	.417	4-7	.571	3-3	1.000	2	3	5	4.7	3	0	2	1	3	17	12.8
Totals		10	239:32	44-89	.494	14-38	.368	26-29	.897	15	32	47	4.7	14	6	7	7	6	128	12.8

Player Averages

Games Played	Minutes/game	Points/game	FG Pct	3FG Pct	FT Pct	Rebounds/game	Assists/game	Turnovers/game	Assist/Turnover ratio	Steals/game	Blocks/game
10	24.0	12.8	49.4	36.8	89.7	4.7	0.6	0.7	0.9	0.6	0.7

COLLEGE PATH

2023-24: Freshman - Kentucky

2024-25: Sophomore - Georgetown

2025-26: Junior - UCF

CAREER HIGHS

Points	21	at Texas A&M (11/14/25)
Rebounds	13	vs. Washington St. (3/31/25)
Assists	3	2x, last at DePaul (3/8/25)
Steals	2	3x, last vs. Washington St. (3/31/25)
Blocks	3	at DePaul (3/8/25)
FGs Made	7	at Texas A&M (11/14/25)
FGs Att.	14	VMI (11/29/25)
3-Pt. FGs Made	5	at Texas A&M (11/14/25)
3-Pt. FGs Att.	8	vs. Nebraska (4/2/25)
FTs Made	5	Hofstra (11/3/25)
FTs Att.	6	Marquette (3/1/25)

2025-26 GAME HIGHS

Points	21	at Texas A&M (11/14/25)
Rebounds	7	Oakland (11/17/25)
Assists	2	Oakland (11/17/25)
Steals	1	Oakland (11/17/25)
Blocks	1	VMI (11/29/25)
FGs Made	7	at Texas A&M (11/14/25)
FGs Att.	14	VMI (11/29/25)
3-Pt. FGs Made	5	at Texas A&M (11/14/25)
3-Pt. FGs Att.	7	at Texas A&M (11/14/25)
FTs Made	5	Hofstra (11/3/25)
FTs Att.	6	Hofstra (11/3/25)

DID YOU KNOW?

Major: Sociology

Favorite pro athlete(s): Kobe Bryant, Michael Jordan, LeBron James

Favorite professional team: Los Angeles Lakers

Pre-game ritual: Listen to music and hydrate

Favorite food: Steak, soul food and seafood

Favorite off-day activity: Sleep

Fun fact: I think I'm funny

Hidden talent: I can sing

MISCELLANEOUS

	2025-26	Career
10+ Points	5	15
20+ Points	1	1
30+ Points	-	-
5+ Rebounds	4	16
10+ Rebounds	-	2
3+ Three Pointers	1	2
5+ Assists	-	-
3+ Steals	-	-
3+ Blocks	-	1
Double-Doubles	-	2

CAREER STATS

				Field Goals		3-Point		F-Throws		Rebounds										Scoring	
SEASON	TEAM	GP-GS	MIN/AVG	FG-FGA	FG%	3FG-3FGA	3FG%	FT-FTA	FT%	OFF	DEF	TOT	AVG	PF-FO	A	TO	BLK	STL	PTS	AVG	
2023-24	UK	20-0	143/7.1	15-25	.600	2-5	.400	5-9	.556	9	24	33	1.7	24-0	5	5	4	3	37	1.9	
2024-25	GTown	34-11	633/18.6	76-146	.521	16-45	.356	26-38	.684	41	76	117	3.4	59-2	21	21	17	26	194	5.7	
2025-26	UCF	10-10	240/24.0	44-89	.494	14-38	.368	26-29	.897	15	32	47	4.7	14-0	6	7	7	6	128	12.8	
TOTAL FOR UCF		10-10	240/24.0	44-89	.494	14-38	.368	26-29	.897	15	32	47	4.7	14-0	6	7	7	6	128	12.8	
TOTAL		64-21	1015/15.9	135-260	.519	32-88	.364	57-76	.750	65	132	197	3.1	97-2	32	33	28	35	359	5.6	



OVERALL STATISTICS

Game Records

Record	Overall	Home	Away	Neutral
ALL GAMES	9-1	7-1	1-0	1-0
CONFERENCE	0-0	0-0	0-0	0-0
NON-CONFERENCE	9-1	7-1	1-0	1-0

Score by Periods

Team	1st	2nd	OT	TOT
UCF	406	467	0	873
Opponents	348	391	0	739

Team Box Score

No.	Player				Total		3-Point		F-Throw		Rebounds													
		GP-GS	MIN	AVG	FG-FGA	FG%	3FG-3FGA	3FG%	FT-FTA	FT%	OFF	DEF	TOT	AVG	PF	DQ	A	TO	BLK	STL	PTS	AVG		
2	KUGEL, Riley	10-10	281:05	28.1	54-130	.415	20-48	.417	18-25	.720	10	17	27	2.7	27	0	28	16	5	7	146	14.6		
99	BURKS, Jordan	10-10	239:32	24.0	44-89	.494	14-38	.368	26-29	.897	15	32	47	4.7	14	0	6	7	7	6	128	12.8		
4	STILLWELL, Jamichael	10-9	258:09	25.8	44-77	.571	4-9	.444	30-38	.789	38	49	87	8.7	21	0	19	17	3	16	122	12.2		
1	FULKS, Themus	10-10	301:20	30.1	41-86	.477	5-12	.417	28-36	.778	5	30	35	3.5	20	0	69	33	0	6	115	11.5		
11	PACHECO, Carmelo	10-0	184:20	18.4	23-52	.442	20-48	.417	6-6	1.000	5	16	21	2.1	3	0	6	2	0	2	72	7.2		
7	BOL, John	10-10	145:17	14.5	27-34	.794	0-0	.000	9-11	.818	17	20	37	3.7	22	0	3	8	5	2	63	6.3		
0	FOUMENA, Jeremy	10-0	92:14	9.2	23-35	.657	0-1	.000	9-16	.563	13	11	24	2.4	16	0	3	4	2	1	55	5.5		
35	CAMBRIDGE, Devan	10-1	187:60	18.8	18-39	.462	3-15	.200	15-23	.652	12	29	41	4.1	18	0	14	9	7	4	54	5.4		
22	JOHNSON, Chris	9-0	94:08	10.5	16-36	.444	9-19	.474	5-7	.714	1	10	11	1.2	13	0	17	9	0	5	46	5.1		
5	PARKER, Kris	9-0	87:41	9.7	11-19	.579	2-4	.500	8-12	.667	3	8	11	1.2	13	1	4	9	0	1	32	3.6		
3	BEALE JR., George	10-0	82:32	8.3	11-35	.314	5-21	.238	7-10	.700	1	5	6	0.6	9	0	6	3	1	2	34	3.4		
33	WARAKULNUKROH, Poohpha	3-0	05:13	1.7	1-3	.333	0-0	.000	0-0	.000	0	2	2	0.7	0	0	0	2	0	0	2	0.7		
9	HULSEWE, Elijah	7-0	33:15	4.8	1-1	1.000	0-0	.000	2-3	.667	5	6	11	1.6	8	0	1	1	1	0	4	0.6		
24	JOHNSON, Zachary	3-0	07:13	2.4	0-0	.000	0-0	.000	0-0	.000	0	2	2	0.7	0	0	0	0	0	0	0	0.0		
Team											22	22	44					1						
Total		10	2000		314-636	.494	82-215	.381	163-216	.755	147	259	406	40.6	184	1	176	121	31	52	873	87.3		
Opponents		10	2000		240-582	.412	80-257	.311	179-233	.768	104	200	304	30.4	193	8	123	126	37	62	739	73.9		

Team Statistics

	UCF	OPP
Scoring	873	739
Points per game	87.3	73.9
Scoring margin	+13.4	-
Field goals-att	314-636	240-582
Field goal pct	.494	.412
3 point fg-att	82-215	80-257
3-point FG pct	.381	.311
3-pt FG made per game	8.2	8.0
Free throws-att	163-216	179-233
Free throw pct	.755	.768
F-Throws made per game	16.3	17.9
Rebounds	406	304
Rebounds per game	40.6	30.4
Rebounding margin	+10.2	-
Assists	176	123
Assists per game	17.6	12.3
Turnovers	121	126
Turnovers per game	12.1	12.6
Turnover margin	+0.5	-
Assist/turnover ratio	1.5	1.0
Steals	52	62
Steals per game	5.2	6.2
Blocks	31	37
Blocks per game	3.1	3.7
Winning streak	8	-
Home win streak	6	-
Attendance	43802	9099
Home games-Avg/Game	8-5475	1-9099
Neutral site-Avg/Game	-	1-1006

Team Results

Date	Opponent		Score	Att.
11/03/2025	Hofstra	W	82-78	6029
11/08/2025	Vanderbilt	L	93-105	6018
11/11/2025	Florida A&M	W	97-60	5577
11/14/2025	at Texas A&M	W	86-74	9099
11/17/2025	Oakland	W	87-83	5559
11/20/2025	vs Pittsburgh	W	77-67	1006
11/25/2025	Quinnipiac	W	102-91	5173
11/29/2025	VMI	W	82-57	4905
12/07/2025	Towson	W	86-61	5346
12/17/2025	Mercer	W	81-63	5195

UCF GAME-BY-GAME STATISTICS

Opponent	Date	Score		Total		3-Pointers		Free throws		Rebounds													
				FG-FGA	PCT	3FG-3FGA	PCT	FT-FTA	PCT	OFF	DEF	TOT	AVG	PF	A	TO	BLK	STL	PTS	AVG			
Hofstra	11/03/2025	82-78	W	26-56	.464	8-20	.400	22-36	.611	16	24	40	40.0	20	16	16	3	2	82	82.0			
Vanderbilt	11/08/2025	93-105	L	31-58	.534	9-16	.563	22-28	.786	8	21	29	34.5	19	16	12	1	0	93	87.5			
Florida A&M	11/11/2025	97-60	W	36-66	.545	13-20	.650	12-16	.750	15	33	48	39.0	17	24	16	6	11	97	90.7			
at Texas A&M	11/14/2025	86-74	W	28-56	.500	14-28	.500	16-17	.941	6	27	33	37.5	23	23	16	3	8	86	89.5			
Oakland	11/17/2025	87-83	W	31-65	.477	7-23	.304	18-25	.720	16	26	42	38.4	19	21	11	4	4	87	89.0			
vs Pittsburgh	11/20/2025	77-67	W	32-61	.525	6-18	.333	7-12	.583	16	21	37	38.2	15	13	11	0	4	77	87.0			
Quinnipiac	11/25/2025	102-91	W	37-70	.529	8-19	.421	20-27	.741	14	29	43	38.9	21	18	10	3	3	102	89.1			
VMI	11/29/2025	82-57	W	32-80	.400	4-30	.133	14-17	.824	28	29	57	41.1	16	19	8	4	6	82	88.3			
Towson	12/07/2025	86-61	W	31-56	.554	5-17	.294	19-21	.905	11	22	33	40.2	15	13	9	3	4	86	88.0			
Mercer	12/17/2025	81-63	W	30-68	.441	8-24	.333	13-17	.765	17	27	44	40.6	19	13	12	4	10	81	87.3			
Total		873		314-636	.494	82-215	.381	163-216	.755	147	259	406	40.6	184	176	121	31	52	873	87.3			
Opponents		739		240-582	.412	80-257	.311	179-233	.768	104	200	304	30.4	193	123	126	37	62	739	73.9			

UCF Averages

Games Played	Points/game	FG Pct	3FG Pct	FT Pct	Rebounds/game	Assists/game	Turnovers/game	Assist/Turnover ratio	Steals/game	Blocks/game
10	87.3	49.4	38.1	75.5	40.6	17.6	12.1	1.5	5.2	3.1

OPPONENT GAME-BY-GAME STATISTICS

Opponent	Date	Score		Total		3-Pointers		Free throws		Rebounds													
				FG-FGA	PCT	3FG-3FGA	PCT	FT-FTA	PCT	OFF	DEF	TOT	AVG	PF	A	TO	BLK	STL	PTS	AVG			
Hofstra	11/03/2025	82-78	W	26-62	.419	5-22	.227	21-24	.875	13	18	31	31.0	28	16	12	4	7	78	78.0			
Vanderbilt	11/08/2025	93-105	L	38-68	.559	14-36	.389	15-17	.882	9	20	29	30.0	25	18	6	3	7	105	91.5			
Florida A&M	11/11/2025	97-60	W	21-55	.382	6-21	.286	12-22	.545	7	17	24	28.0	16	15	16	6	11	60	81.0			
at Texas A&M	11/14/2025	86-74	W	21-57	.368	9-29	.310	23-30	.767	10	22	32	29.0	16	15	14	1	8	74	79.3			
Oakland	11/17/2025	87-83	W	26-61	.426	9-23	.391	22-26	.846	10	22	32	29.6	18	17	10	3	3	83	80.0			
vs Pittsburgh	11/20/2025	77-67	W	21-54	.389	7-27	.259	18-21	.857	12	16	28	29.3	16	9	12	5	4	67	77.8			
Quinnipiac	11/25/2025	102-91	W	25-56	.446	12-26	.462	29-35	.829	6	23	29	29.3	25	13	11	8	6	91	79.7			
VMI	11/29/2025	82-57	W	17-61	.279	8-34	.235	15-21	.714	16	22	38	30.4	19	6	13	1	6	57	76.9			
Towson	12/07/2025	86-61	W	25-55	.455	5-21	.238	6-13	.462	12	15	27	30.0	16	7	15	2	3	61	75.1			
Mercer	12/17/2025	81-63	W	20-53	.377	5-18	.278	18-24	.750	9	25	34	30.4	14	7	17	4	7	63	73.9			
Total		739		240-582	.412	80-257	.311	179-233	.768	104	200	304	30.4	193	123	126	37	62	739	73.9			
UCF		873		314-636	.494	82-215	.381	163-216	.755	147	259	406	40.6	184	176	121	31	52	873	87.3			

Opponents Averages

Games Played	Points/game	FG Pct	3FG Pct	FT Pct	Rebounds/game	Assists/game	Turnovers/game	Assist/Turnover ratio	Steals/game	Blocks/game
10	73.9	41.2	31.1	76.8	30.4	12.3	12.6	1.0	6.2	3.7

MISCELLANEOUS GAME-BY-GAME STATISTICS

Date	Opp.	W/L, Score	Points in Paint			Pts Off TOs			2nd Chance Pts			Fast Break Pts			Bench		
			UCF	Opp.	Diff.	UCF	Opp.	Diff.	UCF	Opp.	Diff.	UCF	Opp.	Diff.	UCF	Opp.	Diff.
Nov. 3	Hofstra	W, 82-78	30	36	-6	13	21	-8	18	9	+9	14	13	+1	13	19	-6
Nov. 8	Vanderbilt	L, 105-93	42	44	-2	2	20	-18	12	17	-5	13	18	-5	45	40	5
Nov. 11	Florida A&M	W, 97-60	46	30	16	22	16	6	17	2	15	24	9	15	51	34	17
Nov. 14	at Texas A&M	W, 86-74	26	24	2	20	20	0	7	14	-7	11	1	10	29	34	-5
Nov. 17	Oakland	W, 87-84	42	30	12	17	15	2	17	9	8	14	17	-3	19	23	-4
Nov. 20	vs. Pitt	W, 77-67	46	28	18	15	14	1	24	11	13	10	0	10	14	24	-10
Nov. 25	Quinnipiac	W, 102-91	54	22	32	8	12	-4	16	4	12	13	22	-9	47	23	24
Nov. 29	VMI	W, 82-57	54	16	38	19	2	17	17	10	7	21	3	18	30	37	-7
Dec. 7	Towson	W, 86-61	48	30	18	17	7	10	16	12	4	6	5	1	32	24	8
Dec. 17	Mercer	W, 81-63	34	26	8	18	15	3	16	10	6	14	7	7	22	14	8
Dec. 20	FGCU																
Dec. 23	Florida Atlantic																
Jan. 3	Kansas																
Jan. 6	at Oklahoma State																
Jan. 11	Cincinnati																
Jan. 14	at Kansas State																
Jan. 17	Arizona																
Jan. 20	at Iowa State																
Jan. 24	at Colorado																
Jan. 27	Arizona State																
Jan. 31	Texas Tech																
Feb. 4	at Houston																
Feb. 8	at Cincinnati																
Feb. 14	West Virginia																
Feb. 17	TCU																
Feb. 21	at Utah																
Feb. 24	at BYU																
Feb. 28	Baylor																
March 3	Oklahoma State																
March 6	at West Virginia																
TOTALS			422	286	136	151	142	9	150	90	62	140	95	45	302	272	30



LEADERS

Points

##	Player	G	Pts	Pts/G
2	Kugel, Riley	10	146	14.6
99	Burks, Jordan	10	128	12.8
4	Stillwell, Jamichael	10	122	12.2
1	Fulks, Themus	10	115	11.5
11	Pacheco, Carmelo	10	72	7.2
7	Bol, John	10	63	6.3
0	Foumena, Jeremy	10	55	5.5
35	Cambridge, Devan	10	54	5.4
22	Johnson, Chris	9	46	5.1
3	Beale Jr., George	10	34	3.4
5	Parker, Kris	9	32	3.6
9	Hulsewe, Elijah	7	4	0.6
33	Warakulnukroh, Poohpha	3	2	0.7

Scoring Average

##	Player	G	Pts	Pts/G
2	Kugel, Riley	10	146	14.6
99	Burks, Jordan	10	128	12.8
4	Stillwell, Jamichael	10	122	12.2
1	Fulks, Themus	10	115	11.5
11	Pacheco, Carmelo	10	72	7.2
7	Bol, John	10	63	6.3
0	Foumena, Jeremy	10	55	5.5
35	Cambridge, Devan	10	54	5.4
22	Johnson, Chris	9	46	5.1
5	Parker, Kris	9	32	3.6
3	Beale Jr., George	10	34	3.4
33	Warakulnukroh, Poohpha	3	2	0.7
9	Hulsewe, Elijah	7	4	0.6

Field Goal Percentage

##	Player	FG	Att	Pct
9	Hulsewe, Elijah	1	1	1.000
7	Bol, John	27	34	.794
0	Foumena, Jeremy	23	35	.657
5	Parker, Kris	11	19	.579
4	Stillwell, Jamichael	44	77	.571
99	Burks, Jordan	44	89	.494
1	Fulks, Themus	41	86	.477
35	Cambridge, Devan	18	39	.462
22	Johnson, Chris	16	36	.444
11	Pacheco, Carmelo	23	52	.442
2	Kugel, Riley	54	130	.415
33	Warakulnukroh, Poohpha	1	3	.333
3	Beale Jr., George	11	35	.314

Field Goal Attempts

##	Player	G	Att	Att/G
2	Kugel, Riley	10	130	13.0
99	Burks, Jordan	10	89	8.9
1	Fulks, Themus	10	86	8.6
4	Stillwell, Jamichael	10	77	7.7
11	Pacheco, Carmelo	10	52	5.2

Field Goals Made

##	Player	G	Made	Made/G
2	Kugel, Riley	10	54	5.4
99	Burks, Jordan	10	44	4.4
4	Stillwell, Jamichael	10	44	4.4
1	Fulks, Themus	10	41	4.1
7	Bol, John	10	27	2.7

3-Point FG Percentage

##	Player	3FG	Att	Pct
5	Parker, Kris	2	4	.500
22	Johnson, Chris	9	19	.474
4	Stillwell, Jamichael	4	9	.444
2	Kugel, Riley	20	48	.417
1	Fulks, Themus	5	12	.417
11	Pacheco, Carmelo	20	48	.417
99	Burks, Jordan	14	38	.368
3	Beale Jr., George	5	21	.238
35	Cambridge, Devan	3	15	.200

3-Point FG Attempts

##	Player	G	Att	Att/G
2	Kugel, Riley	10	48	4.8
11	Pacheco, Carmelo	10	48	4.8
99	Burks, Jordan	10	38	3.8
3	Beale Jr., George	10	21	2.1
22	Johnson, Chris	9	19	2.1

3-Point FG Made

##	Player	G	Made	Made/G
2	Kugel, Riley	10	20	2.0
11	Pacheco, Carmelo	10	20	2.0
99	Burks, Jordan	10	14	1.4
22	Johnson, Chris	9	9	1.0
1	Fulks, Themus	10	5	0.5

LEADERS

Points

##	Player	G	Pts	Pts/G
2	Kugel, Riley	10	146	14.6
99	Burks, Jordan	10	128	12.8
4	Stillwell, Jamichael	10	122	12.2
1	Fulks, Themus	10	115	11.5
11	Pacheco, Carmelo	10	72	7.2
7	Bol, John	10	63	6.3
0	Foumena, Jeremy	10	55	5.5
35	Cambridge, Devan	10	54	5.4
22	Johnson, Chris	9	46	5.1
3	Beale Jr., George	10	34	3.4
5	Parker, Kris	9	32	3.6
9	Hulsewe, Elijah	7	4	0.6
33	Warakulnukroh, Poohpha	3	2	0.7

Scoring Average

##	Player	G	Pts	Pts/G
2	Kugel, Riley	10	146	14.6
99	Burks, Jordan	10	128	12.8
4	Stillwell, Jamichael	10	122	12.2
1	Fulks, Themus	10	115	11.5
11	Pacheco, Carmelo	10	72	7.2
7	Bol, John	10	63	6.3
0	Foumena, Jeremy	10	55	5.5
35	Cambridge, Devan	10	54	5.4
22	Johnson, Chris	9	46	5.1
5	Parker, Kris	9	32	3.6
3	Beale Jr., George	10	34	3.4
33	Warakulnukroh, Poohpha	3	2	0.7
9	Hulsewe, Elijah	7	4	0.6

Field Goal Percentage

##	Player	FG	Att	Pct
9	Hulsewe, Elijah	1	1	1.000
7	Bol, John	27	34	.794
0	Foumena, Jeremy	23	35	.657
5	Parker, Kris	11	19	.579
4	Stillwell, Jamichael	44	77	.571
99	Burks, Jordan	44	89	.494
1	Fulks, Themus	41	86	.477
35	Cambridge, Devan	18	39	.462
22	Johnson, Chris	16	36	.444
11	Pacheco, Carmelo	23	52	.442
2	Kugel, Riley	54	130	.415
33	Warakulnukroh, Poohpha	1	3	.333
3	Beale Jr., George	11	35	.314

Field Goal Attempts

##	Player	G	Att	Att/G
2	Kugel, Riley	10	130	13.0
99	Burks, Jordan	10	89	8.9
1	Fulks, Themus	10	86	8.6
4	Stillwell, Jamichael	10	77	7.7
11	Pacheco, Carmelo	10	52	5.2

Field Goals Made

##	Player	G	Made	Made/G
2	Kugel, Riley	10	54	5.4
99	Burks, Jordan	10	44	4.4
4	Stillwell, Jamichael	10	44	4.4
1	Fulks, Themus	10	41	4.1
7	Bol, John	10	27	2.7

3-Point FG Percentage

##	Player	3FG	Att	Pct
5	Parker, Kris	2	4	.500
22	Johnson, Chris	9	19	.474
4	Stillwell, Jamichael	4	9	.444
2	Kugel, Riley	20	48	.417
1	Fulks, Themus	5	12	.417
11	Pacheco, Carmelo	20	48	.417
99	Burks, Jordan	14	38	.368
3	Beale Jr., George	5	21	.238
35	Cambridge, Devan	3	15	.200

3-Point FG Attempts

##	Player	G	Att	Att/G
2	Kugel, Riley	10	48	4.8
11	Pacheco, Carmelo	10	48	4.8
99	Burks, Jordan	10	38	3.8
3	Beale Jr., George	10	21	2.1
22	Johnson, Chris	9	19	2.1

3-Point FG Made

##	Player	G	Made	Made/G
2	Kugel, Riley	10	20	2.0
11	Pacheco, Carmelo	10	20	2.0
99	Burks, Jordan	10	14	1.4
22	Johnson, Chris	9	9	1.0
1	Fulks, Themus	10	5	0.5

Fouls

##	Player	G	PF	PF/G
2	Kugel, Riley	10	27	2.7
7	Bol, John	10	22	2.2
4	Stillwell, Jamichael	10	21	2.1
1	Fulks, Themus	10	20	2.0
35	Cambridge, Devan	10	18	1.8

Turnovers

##	Player	G	TO	TO/G
1	Fulks, Themus	10	33	3.3
4	Stillwell, Jamichael	10	17	1.7
2	Kugel, Riley	10	16	1.6
35	Cambridge, Devan	10	9	0.9
22	Johnson, Chris	9	9	1.0

Foul Outs

##	Player	G	FO
5	Parker, Kris	9	1



UCF GAME HIGHS

POINTS	102	Quinnipiac (11/25/2025)
	97	Florida A&M (11/11/2025)
	93	Vanderbilt (11/08/2025)
	87	Oakland (11/17/2025)
	86	Towson (12/07/2025)
	86	at Texas A&M (11/14/2025)
FIELD GOALS MADE	37	Quinnipiac (11/25/2025)
	36	Florida A&M (11/11/2025)
FIELD GOAL ATTEMPTS	80	VMI (11/29/2025)
	70	Quinnipiac (11/25/2025)
FIELD GOAL PERCENTAGE	.554	(31-56) Towson (12/07/2025)
	.545	(36-66) Florida A&M (11/11/2025)
3 PT FG MADE	14	at Texas A&M (11/14/2025)
	13	Florida A&M (11/11/2025)
3 PT FG ATTEMPTS	30	VMI (11/29/2025)
	28	at Texas A&M (11/14/2025)
3 PT FG PERCENTAGE	.650	(13-20) Florida A&M (11/11/2025)
	.563	(9-16) Vanderbilt (11/08/2025)
FREE THROWS MADE	22	Vanderbilt (11/08/2025)
	22	Hofstra (11/03/2025)
FREE THROW ATTEMPTS	36	Hofstra (11/03/2025)
	28	Vanderbilt (11/08/2025)
FREE THROW PERCENTAGE	.941	(16-17) at Texas A&M (11/14/2025)
	.905	(19-21) Towson (12/07/2025)
REBOUNDS	57	VMI (11/29/2025)
	48	Florida A&M (11/11/2025)
ASSISTS	24	Florida A&M (11/11/2025)
	23	at Texas A&M (11/14/2025)
STEALS	11	Florida A&M (11/11/2025)
	10	Mercer (12/17/2025)
BLOCKED SHOTS	6	Florida A&M (11/11/2025)
	4	Mercer (12/17/2025)
	4	VMI (11/29/2025)
	4	Oakland (11/17/2025)
TURNOVERS	16	at Texas A&M (11/14/2025)
	16	Florida A&M (11/11/2025)
	16	Hofstra (11/03/2025)
FOULS	23	at Texas A&M (11/14/2025)
	21	Quinnipiac (11/25/2025)

OPPONENT GAME HIGHS

POINTS	105		Vanderbilt (11/08/2025)
	91		Quinnipiac (11/25/2025)
	83		Oakland (11/17/2025)
	78		Hofstra (11/03/2025)
	74		at Texas A&M (11/14/2025)
FIELD GOALS MADE	38		Vanderbilt (11/08/2025)
	26		Oakland (11/17/2025)
	26		Hofstra (11/03/2025)
FIELD GOAL ATTEMPTS	68		Vanderbilt (11/08/2025)
	62		Hofstra (11/03/2025)
FIELD GOAL PERCENTAGE	.559	(38-68)	Vanderbilt (11/08/2025)
	.455	(25-55)	Towson (12/07/2025)
3 PT FG MADE	14		Vanderbilt (11/08/2025)
	12		Quinnipiac (11/25/2025)
3 PT FG ATTEMPTS	36		Vanderbilt (11/08/2025)
	34		VMI (11/29/2025)
3 PT FG PERCENTAGE	.462	(12-26)	Quinnipiac (11/25/2025)
	.391	(9-23)	Oakland (11/17/2025)
FREE THROWS MADE	29		Quinnipiac (11/25/2025)
	23		at Texas A&M (11/14/2025)
FREE THROW ATTEMPTS	35		Quinnipiac (11/25/2025)
	30		at Texas A&M (11/14/2025)
FREE THROW PERCENTAGE	.882	(15-17)	Vanderbilt (11/08/2025)
	.875	(21-24)	Hofstra (11/03/2025)
REBOUNDS	38		VMI (11/29/2025)
	34		Mercer (12/17/2025)
ASSISTS	18		Vanderbilt (11/08/2025)
	17		Oakland (11/17/2025)
STEALS	11		Florida A&M (11/11/2025)
	8		at Texas A&M (11/14/2025)
BLOCKED SHOTS	8		Quinnipiac (11/25/2025)
	6		Florida A&M (11/11/2025)
TURNOVERS	17		Mercer (12/17/2025)
	16		Florida A&M (11/11/2025)
FOULS	28		Hofstra (11/03/2025)
	25		Quinnipiac (11/25/2025)
	25		Vanderbilt (11/08/2025)

UCF GAME LOWS

POINTS	77		vs Pittsburgh (N) (11/20/2025)
	81		Mercer (12/17/2025)
	82		VMI (11/29/2025)
	82		Hofstra (11/03/2025)
	86		Towson (12/07/2025)
	86		at Texas A&M (11/14/2025)
FIELD GOALS MADE	26		Hofstra (11/03/2025)
	28		at Texas A&M (11/14/2025)
FIELD GOAL ATTEMPTS	56		Towson (12/07/2025)
	56		at Texas A&M (11/14/2025)
	56		Hofstra (11/03/2025)
FIELD GOAL PERCENTAGE	.400	(32-80)	VMI (11/29/2025)
	.441	(30-68)	Mercer (12/17/2025)
3 PT FG MADE	4		VMI (11/29/2025)
	5		Towson (12/07/2025)
3 PT FG ATTEMPTS	16		Vanderbilt (11/08/2025)
	17		Towson (12/07/2025)
3 PT FG PERCENTAGE	.133	(4-30)	VMI (11/29/2025)
	.294	(5-17)	Towson (12/07/2025)
FREE THROWS MADE	7		vs Pittsburgh (N) (11/20/2025)
	12		Florida A&M (11/11/2025)
FREE THROW ATTEMPTS	12		vs Pittsburgh (N) (11/20/2025)
	16		Florida A&M (11/11/2025)
FREE THROW PERCENTAGE	.583	(7-12)	vs Pittsburgh (N) (11/20/2025)
	.611	(22-36)	Hofstra (11/03/2025)
REBOUNDS	29		Vanderbilt (11/08/2025)
	33		Towson (12/07/2025)
	33		at Texas A&M (11/14/2025)
ASSISTS	13		Mercer (12/17/2025)
	13		Towson (12/07/2025)
	13		vs Pittsburgh (N) (11/20/2025)
STEALS	0		Vanderbilt (11/08/2025)
	2		Hofstra (11/03/2025)
BLOCKED SHOTS	0		vs Pittsburgh (N) (11/20/2025)
	1		Vanderbilt (11/08/2025)
TURNOVERS	8		VMI (11/29/2025)
	9		Towson (12/07/2025)
FOULS	15		Towson (12/07/2025)
	15		vs Pittsburgh (N) (11/20/2025)

OPPONENT GAME LOWS

POINTS	57		VMI (11/29/2025)
	60		Florida A&M (11/11/2025)
	61		Towson (12/07/2025)
	63		Mercer (12/17/2025)
	67		vs Pittsburgh (N) (11/20/2025)
FIELD GOALS MADE	17		VMI (11/29/2025)
	20		Mercer (12/17/2025)
FIELD GOAL ATTEMPTS	53		Mercer (12/17/2025)
	54		vs Pittsburgh (N) (11/20/2025)
FIELD GOAL PERCENTAGE	.279	(17-61)	VMI (11/29/2025)
	.368	(21-57)	at Texas A&M (11/14/2025)
3 PT FG MADE	5		Mercer (12/17/2025)
	5		Towson (12/07/2025)
	5		Hofstra (11/03/2025)
3 PT FG ATTEMPTS	18		Mercer (12/17/2025)
	21		Towson (12/07/2025)
	21		Florida A&M (11/11/2025)
3 PT FG PERCENTAGE	.227	(5-22)	Hofstra (11/03/2025)
	.235	(8-34)	VMI (11/29/2025)
FREE THROWS MADE	6		Towson (12/07/2025)
	12		Florida A&M (11/11/2025)
FREE THROW ATTEMPTS	13		Towson (12/07/2025)
	17		Vanderbilt (11/08/2025)
FREE THROW PERCENTAGE	.462	(6-13)	Towson (12/07/2025)
	.545	(12-22)	Florida A&M (11/11/2025)
REBOUNDS	24		Florida A&M (11/11/2025)
	27		Towson (12/07/2025)
ASSISTS	6		VMI (11/29/2025)
	7		Mercer (12/17/2025)
	7		Towson (12/07/2025)
STEALS	3		Towson (12/07/2025)
	3		Oakland (11/17/2025)
BLOCKED SHOTS	1		VMI (11/29/2025)
	1		at Texas A&M (11/14/2025)
TURNOVERS	6		Vanderbilt (11/08/2025)
	10		Oakland (11/17/2025)
FOULS	14		Mercer (12/17/2025)
	16		Towson (12/07/2025)
	16		vs Pittsburgh (N) (11/20/2025)
	16		at Texas A&M (11/14/2025)
	16		Florida A&M (11/11/2025)

UCF PLAYER GAME HIGHS

POINTS	25		Riley Kugel vs Vanderbilt (11/08/2025)
	21		Jamichael Stillwell vs VMI (11/29/2025)
	21		Jordan Burks at Texas A&M (11/14/2025)
	20		Themus Fulks vs Towson (12/07/2025)
	20		Jamichael Stillwell vs Oakland (11/17/2025)
FIELD GOALS MADE	9		Riley Kugel vs Vanderbilt (11/08/2025)
	8		Themus Fulks vs Towson (12/07/2025)
	8		Jamichael Stillwell vs VMI (11/29/2025)
	8		Jeremy Foumena vs Quinnipiac (11/25/2025)
	8		Riley Kugel vs Pittsburgh (N) (11/20/2025)
	8		Jamichael Stillwell vs Oakland (11/17/2025)
FIELD GOAL ATTEMPTS	19		Riley Kugel vs Vanderbilt (11/08/2025)
	15		Riley Kugel vs Mercer (12/17/2025)
	15		Themus Fulks vs Mercer (12/17/2025)
	15		Riley Kugel vs Hofstra (11/03/2025)
FIELD GOAL PERCENTAGE (min 5 made)	.857	(6-7)	John Bol vs Quinnipiac (11/25/2025)
	.833	(5-6)	Carmelo Pacheco at Texas A&M (11/14/2025)
3 PT FG MADE	5		Jordan Burks at Texas A&M (11/14/2025)
	5		Carmelo Pacheco at Texas A&M (11/14/2025)
	5		Carmelo Pacheco vs Florida A&M (11/11/2025)
	5		Riley Kugel vs Hofstra (11/03/2025)
3 PT FG ATTEMPTS	9		Carmelo Pacheco vs VMI (11/29/2025)
	9		Riley Kugel vs Hofstra (11/03/2025)
3 PT FG PERCENTAGE (min 2 made)	1.000	(3-3)	Themus Fulks vs Pittsburgh (N) (11/20/2025)
	1.000	(3-3)	Riley Kugel vs Florida A&M (11/11/2025)
FREE THROWS MADE	10		Themus Fulks vs Hofstra (11/03/2025)
	6		Riley Kugel vs Mercer (12/17/2025)
	6		Jamichael Stillwell vs Towson (12/07/2025)
	6		Themus Fulks at Texas A&M (11/14/2025)
FREE THROW ATTEMPTS	12		Themus Fulks vs Hofstra (11/03/2025)
	8		Riley Kugel vs Mercer (12/17/2025)
FREE THROW PERCENTAGE (min 3 made)	1.000	(6-6)	Jamichael Stillwell vs Towson (12/07/2025)
	1.000	(6-6)	Themus Fulks at Texas A&M (11/14/2025)
	1.000	(5-5)	George Beale Jr. vs Towson (12/07/2025)
	1.000	(3-3)	Jordan Burks vs Mercer (12/17/2025)
	1.000	(3-3)	Themus Fulks vs Towson (12/07/2025)
	1.000	(3-3)	John Bol at Texas A&M (11/14/2025)
	1.000	(3-3)	Riley Kugel vs Vanderbilt (11/08/2025)
REBOUNDS	14		Jamichael Stillwell vs VMI (11/29/2025)
	14		Jamichael Stillwell vs Oakland (11/17/2025)
ASSISTS	13		Themus Fulks vs Quinnipiac (11/25/2025)
	10		Themus Fulks vs Oakland (11/17/2025)
STEALS	3		Jordan Burks vs Mercer (12/17/2025)
	3		Jamichael Stillwell vs Mercer (12/17/2025)
	3		Jamichael Stillwell vs VMI (11/29/2025)
	3		Chris Johnson vs Florida A&M (11/11/2025)
	3		Jamichael Stillwell vs Florida A&M (11/11/2025)
BLOCKED SHOTS	2		Riley Kugel vs Towson (12/07/2025)
	2		Devan Cambridge vs VMI (11/29/2025)
	2		Devan Cambridge vs Quinnipiac (11/25/2025)
	2		Jamichael Stillwell vs Florida A&M (11/11/2025)
TURNOVERS	6		Themus Fulks vs Hofstra (11/03/2025)
	5		Themus Fulks vs Oakland (11/17/2025)

OPPONENT PLAYER GAME HIGHS

POINTS	26		Jaden Zimmerman vs Quinnipiac (11/25/2025)
	23		Isaac Garrett vs Oakland (11/17/2025)
	21		Brett White vs Oakland (11/17/2025)
	20		Brody Robinson vs Oakland (11/17/2025)
	20		Duke Miles vs Vanderbilt (11/08/2025)
FIELD GOALS MADE	8		Duke Miles vs Vanderbilt (11/08/2025)
	7		Isaac Garrett vs Oakland (11/17/2025)
	7		Brett White vs Oakland (11/17/2025)
	7		Cruz Davis vs Hofstra (11/03/2025)
FIELD GOAL ATTEMPTS	17		Cruz Davis vs Hofstra (11/03/2025)
	15		Amarri Monroe vs Quinnipiac (11/25/2025)
FIELD GOAL PERCENTAGE (min 5 made)	.857	(6-7)	Samson Reilly vs Quinnipiac (11/25/2025)
	.833	(5-6)	Josh Holloway at Texas A&M (11/14/2025)
3 PT FG MADE	6		Brett White vs Oakland (11/17/2025)
	5		Samson Reilly vs Quinnipiac (11/25/2025)
3 PT FG ATTEMPTS	11		Brett White vs Oakland (11/17/2025)
	8		Tyler Tejada vs Towson (12/07/2025)
	8		Linus Holmstrom vs VMI (11/29/2025)
	8		Amarri Monroe vs Quinnipiac (11/25/2025)
	8		Anthony Knowles vs Florida A&M (11/11/2025)
	8		Tyler Nickel vs Vanderbilt (11/08/2025)
3 PT FG PERCENTAGE (min 2 made)	1.000	(2-2)	Josh Holloway at Texas A&M (11/14/2025)
	.833	(5-6)	Samson Reilly vs Quinnipiac (11/25/2025)
FREE THROWS MADE	14		Jaden Zimmerman vs Quinnipiac (11/25/2025)
	9		Brody Robinson vs Oakland (11/17/2025)
	9		Isaac Garrett vs Oakland (11/17/2025)
FREE THROW ATTEMPTS	16		Jaden Zimmerman vs Quinnipiac (11/25/2025)
	11		Brody Robinson vs Oakland (11/17/2025)
FREE THROW PERCENTAGE (min 3 made)	1.000	(6-6)	Barry Dunning Jr. vs Pittsburgh (N) (11/20/2025)
	1.000	(6-6)	Preston Edmead vs Hofstra (11/03/2025)
	1.000	(5-5)	Grant Randall vs Quinnipiac (11/25/2025)
	1.000	(4-4)	Tyler Tanner vs Vanderbilt (11/08/2025)
	1.000	(3-3)	Nojus Indrusaitis vs Pittsburgh (N) (11/20/2025)
	1.000	(3-3)	Brandin Cummings vs Pittsburgh (N) (11/20/2025)
	1.000	(3-3)	Tuburu Naivalurua vs Oakland (11/17/2025)
	1.000	(3-3)	Zach Clemence at Texas A&M (11/14/2025)
	1.000	(3-3)	Cruz Davis vs Hofstra (11/03/2025)
REBOUNDS	11		Cameron Corhen vs Pittsburgh (N) (11/20/2025)
	10		TJ Johnson vs VMI (11/29/2025)
ASSISTS	6		Preston Edmead vs Hofstra (11/03/2025)
	5		Tai Turnage vs Quinnipiac (11/25/2025)
	5		Tuburu Naivalurua vs Oakland (11/17/2025)
	5		Frankie Collins vs Vanderbilt (11/08/2025)
	5		Cruz Davis vs Hofstra (11/03/2025)
STEALS	4		Kaleb Washington vs Florida A&M (11/11/2025)
	4		German Plotnikov vs Hofstra (11/03/2025)
BLOCKED SHOTS	4		Armani Mighty vs Mercer (12/17/2025)
	4		Amarri Monroe vs Quinnipiac (11/25/2025)
TURNOVERS	5		Armani Mighty vs Mercer (12/17/2025)
	5		Josh Holloway at Texas A&M (11/14/2025)



NUMERICAL ROSTER

No.	Name	Pos.	Ht.	Wt.	Yr.	Hometown / High School (Previous School)
0	Jeremy Foumena	C	6-11	250	R-Jr.	Montreal, Québec, Canada / Orangeville Prep (Mississippi St.)
1	Themus Fulks	G	6-2	185	5th	Winston-Salem, N.C. / Moravian Prep (Milwaukee)
2	Riley Kugel	G	6-5	210	Sr.	Orlando, Fla. / Dr. Phillips (Mississippi St.)
3	George Beale Jr.	G	6-4	200	Sr.	Suffolk, Va. / King's Fork (Hampton)
4	Jamichael Stillwell	F	6-8	245	Sr.	Atlanta, Ga. / Elevation Prep (Milwaukee)
5	Kris Parker	G	6-9	201	R-So.	Tallahassee, Fla. / Crossroad Academy (Villanova)
7	John Bol	C	7-2	210	So.	Boma, South Sudan / Overtime Elite (Ole Miss)
9	Elijah Hulsewe	C	7-0	270	R-Jr.	Orlando, Fla. / Windermere Prep (Bethune-Cookman)
11	Carmelo Pacheco	G	6-5	190	Jr.	Harrisonburg, Va. / Spotswood (Mount St. Mary's)
22	Chris Johnson	G	6-5	196	Jr.	Houston, Texas / Montverde Academy (Stephen F. Austin)
24	Zach Johnson	G	6-6	205	Fr.	Southern Pines, N.C. / IV Greatness Academy
30	Tanner Jones	G	6-4	190	Fr.	Memphis, Tenn. / IMG Academy
33	Poohpha Warakulnukroh	G	5-11	177	R-Sr.	Bangkok, Thailand / Montverde Academy
35	Devan Cambridge	F	6-6	210	6th	Nashville, Tenn. / Hillcrest Prep (Texas Tech)
99	Jordan Burks	F	6-9	205	Jr.	Decatur, Ala. / Hillcrest Prep (Georgetown)

ALPHABETICAL ROSTER

No.	Name	Pos.	Ht.	Wt.	Yr.	Hometown / High School (Previous Schools)
3	George Beale Jr.	G	6-4	200	Sr.	Suffolk, Va. / King's Fork (Hampton)
7	John Bol	C	7-2	210	So.	Boma, South Sudan / Overtime Elite (Ole Miss)
99	Jordan Burks	F	6-9	205	Jr.	Decatur, Ala. / Hillcrest Prep (Georgetown)
35	Devan Cambridge	F	6-6	210	6th	Nashville, Tenn. / Hillcrest Prep (Texas Tech)
0	Jeremy Foumena	C	6-11	250	R-Jr.	Montreal, Québec, Canada / Orangeville Prep Mississippi St.)
1	Themus Fulks	G	6-2	185	5th	Winston-Salem, N.C. / Moravian Prep (Milwaukee)
9	Elijah Hulsewe	C	7-0	270	R-Jr.	Orlando, Fla. / Windermere Prep (Bethune-Cookman)
22	Chris Johnson	G	6-5	196	Jr.	Houston, Texas / Montverde Academy (Stephen F. Austin)
24	Zach Johnson	G	6-6	205	Fr.	Southern Pines, N.C. / IV Greatness Academy
30	Tanner Jones	G	6-4	190	Fr.	Memphis, Tenn. / IMG Academy
2	Riley Kugel	G	6-5	210	Sr.	Orlando, Fla. / Dr. Phillips (Mississippi St.)
11	Carmelo Pacheco	G	6-5	190	Jr.	Harrisonburg, Va. / Spotswood (Mount St. Mary's)
5	Kris Parker	G	6-9	201	R-So.	Tallahassee, Fla. / Crossroad Academy (Villanova)
4	Jamichael Stillwell	F	6-8	225	Sr.	Atlanta, Ga. / Elevation Prep (Milwaukee)
33	Poohpha Warakulnukroh	G	5-11	177	R-Jr.	Bangkok, Thailand / Montverde Academy

COACHING AND SUPPORT STAFF

Head Coach	Johnny Dawkins (Duke, 1986) - 10th Season
Associate Head Coach	Robbie Laing (Troy, 1982) -10th Season
Assistant Coach/Recruiting Coordinator	Tyson Waterman (Winthrop, 2000) - Third Season
Assistant Coach	Adam Hood (Air Force, 2008) - Second Season
Assistant Coach	Dwayne Anderson II (Villanova, 2009) - First Season
Chief of Staff	Kelvin Johnson (Richmond, 1985) - Ninth Season
Director of Operations	Jeff Chapman (Wichita State, 2016) - Second Season
Executive Assistant	Kylee Pufko (Miami, 2023) - Second Season
Head Strength Coach	Charles Stephenson (Virginia, 1989) - Fifth Season
Athletic Trainer	Matthew Kabay (Waynesburg, 2014) - Second Season
Assoc. Director of Equipment	John Whitford (Manchester, 1995) - 22nd Season

PRONUNCIATION GUIDE

#	Player Name	First Name	Last Name
0	Jeremy Foumena	--	foo-MEN-ah
2	Riley Kugel	--	KOO-gull
7	John Bol	--	bowl
9	Elijah Hulsewe	--	Hul-SUHway
11	Carmelo Pacheco	--	PA-check-oh
30	Poohpha Warakulnukroh	Pooh-pa	War-uh-COOL-nuh-crow
AHC	Robbie Laing	--	Lang

BREAKDOWN BY CLASS

6th Year	Devan Cambridge (F) ^
5th Year	Themus Fulks (G) ^
Senior	George Beale Jr. (G) Riley Kugel (G) Jamichael Stillwell (F) Poohpha Warakulnukroh (G) ^
Junior	Jordan Burks (F) Elijah Hulsewe (C) ^ Jeremy Foumena (C) ^ Chris Johnson (G) Camelo Pacheco (G) ^
Sophomore	John Bol (C) Kris Parker (G)
Freshman	Zach Johnson (G) Tanner Jones (G)

^ - Have utilized a redshirt

BREAKDOWN BY LOCATION

Alabama	1
Jordan Burks (Decatur)	
Florida	3
Elijah Hulsewe (Orlando)	
Riley Kugel (Orlando)	
Kris Parker (Tallahassee)	
Georgia	1
Jamichael Stillwell (Atlanta)	
North Carolina	2
Themus Fulks (Winston-Salem)	
Zach Johnson (Southern Pines)	
Tennessee	2
Devan Cambridge (Nashville)	
Tanner Jones (Memphis)	
Texas	1
Chris Johnson (Houston)	
Virginia	2
George Beale Jr. (Suffolk)	
Carmelo Pacheco (Harrisonburg)	

International Knights

Canada	1
Jeremy Foumena (Montreal, Québec)	
South Sudan	1
John Bol (Boma)	
Thailand	1
Poohpha Warakulnukroh (Bangkok)	

BREAKDOWN BY HEIGHT

John Bol	7'2"
Elijah Hulsewe	7'0"
Jeremy Foumena	6'11"
Kris Parker	6'9"
Jordan Burks	6'9"
Jamichael Stillwell	6'8"
Zach Johnson	6'6"
Devan Cambridge	6'6"
Riley Kugel	6'5"
Carmelo Pacheco	6'5"
Chris Johnson	6'5"
George Beale Jr.	6'4"
Tanner Jones	6'4"
Themus Fulks	6'2"
Poohpha Warakulnukroh	5'11"

TV ROSTER



#0 - Jeremy Fournena
C • R-Jr. • 6-11
Montreal, Québec, Canada



#1 - Themus Fulks
G • 5th • 6-2
Winston-Salem, N.C.



#2 - Riley Kugel
G • Sr. • 6-5
Orlando, Fla.



#3 - George Beale Jr.
G • Sr. • 6-4
Suffolk, Va.



#4 - Jamichael Stillwell
F • Sr. • 6-8
Atlanta, Ga.



#5 - Kris Parker
G • R-So. • 6-9
Tallahassee, Fla.




#7 - John Bol
C • So. • 7-2
Boma, South Sudan




#9 - Elijah Hulsewe
C • R-Jr. • 7-0
Orlando, Fla.



#11 - Carmelo Pacheco
G • Jr. • 6-5
Harrisonburg, Va.



#22 - Chris Johnson
G • Jr. • 6-5
Houston, Texas




#24 - Zach Johnson
G • Fr. • 6-6
Southern Pines, N.C.



#30 - Tanner Jones
G • Fr. • 6-4
Memphis, Tenn.



#33 - Poohpha Warakulnukroh
G • R-Sr. • 5-11
Bangkok, Thailand



#35 - Devan Cambridge
F • 6th • 6-6
Nashville, Tenn.



#99 - Jordan Burks
F • Jr. • 6-9
Decatur, Ala.



Johnny Dawkins
Head Coach
10th Season



Robbie Laing
Associate Head Coach
10th Season



Tyson Waterman
Assistant Coach/Recruiting Coordinator
Third Season



Adam Hood
Assistant Coach
Second Season



Dwayne Anderson II
Assistant Coach
First Season



Kelvin Johnson
Chief of Staff
Ninth Season