



Officials: KB Burdett, Byron Jarrett, Antinio Petty

Fla. Atlantic - 80

Record: 8-5

NO.	Name	F	Min	FG			3P			FT			Rebounds			Fouls		TP	AS	TO	ST	Blocks		+/-
				M-A	M-A	M-A	OR	DR	TOT	PF	FD	BS	BA											
1	Devin Williams	F	27:08	4-8	1-2	4-4	3	3	6	2	4	13	0	2	0	4	0	1	0	0	4	0	1	
17	Xander Pintelon	F	24:37	7-11	4-8	2-3	2	2	4	2	3	20	1	0	1	2	0	3	1	0	2	0	3	
2	Isaiah Elohim	G	33:47	5-14	1-4	2-3	0	2	2	1	2	13	3	1	0	1	1	1	0	1	1	-5		
18	Kanaan Carlyle	G	38:18	6-18	2-9	1-2	0	11	11	4	4	15	4	3	2	0	0	0	0	0	0	-5		
25	Niccolo Moretti	G	24:29	3-3	0-0	0-0	0	1	1	5	0	6	2	2	1	0	0	0	0	0	0	2		
9	Max Langenfeld		11:36	1-4	0-3	0-0	1	0	1	1	0	2	0	1	0	0	0	0	0	0	0	-1		
11	Josiah Parker		20:27	1-5	0-2	0-0	1	1	2	1	0	2	2	2	0	0	0	0	0	0	0	-9		
77	Maxim Logue		12:53	2-4	0-0	0-0	3	1	4	1	2	4	0	0	0	0	0	0	0	0	0	-6		
3	Amar Amkou		06:47	2-3	1-2	0-0	0	1	1	0	0	5	0	1	0	0	0	0	0	0	0	-5		
Team							1	4	5	0	0	0	0	0	0	0	0	0	0	0	0	0		
Totals				31-70	9-30	9-12	11	26	37	17	15	80	12	12	4	7	1	-5						

Shooting By Period		
1 st FG%	14-34	41.2%
3PT%	7-18	38.9%
FT%	3-4	75%
2 nd FG%	17-36	47.2%
3PT%	2-12	16.7%
FT%	6-8	75%
GM FG%	31-70	44.3%
3PT%	9-30	30.0%
FT%	9-12	75.0%

Dead Ball Rebounds: 1, 0

Major Fouls: NONE

UCF - 85

Record: 11-1

NO.	Name	F	Min	FG			3P			FT			Rebounds			Fouls		TP	AS	TO	ST	Blocks		+/-
				M-A	M-A	M-A	OR	DR	TOT	PF	FD	BS	BA											
4	Jamichael Stillwell	F	29:10	6-11	1-2	2-4	2	4	6	4	3	15	0	1	1	0	2	2	0	1	1	0	2	
99	Jordan Burks	F	30:15	5-11	1-4	3-4	2	4	6	1	2	14	0	1	1	0	1	9	0	1	1	0	1	
7	John Bol	C	25:47	5-8	0-0	1-3	6	5	11	2	4	11	2	2	1	1	2	7	2	2	1	1	2	
1	Themus Fulks	G	34:57	9-14	1-3	5-5	0	3	3	1	5	24	12	3	0	0	0	9	12	3	0	0	9	
2	Riley Kugel	G	28:44	6-15	2-5	4-6	1	5	6	0	3	18	0	3	4	0	2	2	0	3	4	0	2	
35	Devan Cambridge		13:21	0-1	0-1	0-0	1	3	4	4	0	0	0	0	0	0	0	-1	0	0	0	0	0	
11	Carmelo Pacheco		15:45	1-2	1-2	0-0	0	2	2	1	0	3	0	0	1	0	0	1	0	0	1	0	1	
22	Chris Johnson		07:09	0-2	0-1	0-0	0	2	2	0	0	0	0	0	1	0	0	-6	0	0	1	0	0	
0	Jeremy Fomena		04:02	0-0	0-0	0-0	0	0	0	2	0	0	0	0	0	0	0	-3	0	0	0	0	0	
3	George Beale Jr.		05:54	0-1	0-1	0-0	0	0	0	0	0	0	0	0	0	0	0	1	0	0	0	0	1	
5	Kris Parker		04:56	0-0	0-0	0-0	0	0	0	0	0	0	0	0	1	0	0	4	0	0	0	0	4	
Team							0	2	2	0	0	0	0	0	0	0	0	0	0	0	0	0	0	
Totals				32-65	6-19	15-22	12	30	42	15	17	85	14	12	8	1	7	5						

Shooting By Period		
1 st FG%	15-32	46.9%
3PT%	2-9	22.2%
FT%	1-3	33.3%
2 nd FG%	17-33	51.5%
3PT%	4-10	40.0%
FT%	14-19	73.7%
GM FG%	32-65	49.2%
3PT%	6-19	31.6%
FT%	15-22	68.2%

Dead Ball Rebounds: 2, 0

Major Fouls: NONE

	FAU	UCF
Biggest lead	14 (1 st 6:17)	8 (2 nd 6:28)
Best Scoring Run	9 (1 st 11:50)	11 (2 nd 17:05)
Lead Changes	7	
Times Tied	3	
Time with Lead	19:18	19:17

	FAU	UCF
Points from	40	46
Turnovers	15	11
Paint	18	14
Second Chance	6	23
Fast Breaks	13	3
Bench		

Period by Period Scoring			
	1st	2nd	TOT
FAU	38	42	80
UCF	33	52	85



Quarter 1

Quarter Starters:

UCF	1 Fulks T	2 Kugel R	4 Stillwell J	7 Bol J	99 Burks J
FAU	1 Williams D	2 Elohim I	17 Pintelon X	18 Carlyle K	25 Moretti N

Game Time	UCF	Score	Diff	FAU
20:00	7 BOL J jumpball lost			1 WILLIAMS D jumpball won
19:31		0-2	-2	2 ELOHIM I 2pt FG in the paint, driving layup made (2)
19:08	7 BOL J 2pt FG in the paint, hook shot made (2)	2-2	0	
18:48				1 WILLIAMS D 2pt FG outside the paint, jump shot missed
18:45	7 BOL J defensive rebound (1)			
18:37	4 STILLWELL J 2pt FG in the paint, layup made (2)	4-2	2	
18:37	1 FULKS T assist (1)			
18:23		4-5	-1	17 PINTELOX X 3pt FG , jump shot made (3)
18:23				18 CARLYLE K assist (1)
18:09	7 BOL J turnover lost ball (out of bounds) (1)			
17:50	2 KUGEL R steal (1)			18 CARLYLE K turnover bad pass (1)
17:46	2 KUGEL R 2pt FG fast break from turnover in the paint, dunk, made (2)	6-5	1	
17:46	7 BOL J assist (1)			
17:29	4 STILLWELL J foul shooting (1 - 1)			2 ELOHIM I foul received (1)
17:29		6-6	0	2 ELOHIM I free throw 1 - 2 made (3)
17:29		6-7	-1	2 ELOHIM I free throw 2 - 2 made (4)
17:08	2 KUGEL R 2pt FG in the paint, driving layup made (4)	8-7	1	
16:58		8-10	-2	17 PINTELOX X 3pt FG , jump shot made (6)
16:58				18 CARLYLE K assist (2)
16:46	7 BOL J 2pt FG in the paint, layup missed			
16:44	7 BOL J offensive rebound (2)			
16:44	7 BOL J 2pt FG second chance in the paint, layup blocked			
16:44				17 PINTELOX X block (1)
16:34				2 ELOHIM I defensive rebound (1)
16:34				2 ELOHIM I 2pt FG in the paint, layup blocked
16:34	7 BOL J block (1)			
16:30	99 BURKS J defensive rebound (1)			
16:27	1 FULKS T foul received (1)			18 CARLYLE K foul personal (1 - 1)
16:20	1 FULKS T 2pt FG in the paint, pull up jump shot made (2)	10-10	0	
16:20	7 BOL J assist (2)			
15:55		10-13	-3	1 WILLIAMS D 3pt FG , jump shot made (3)
15:55				25 MORETTI N assist (1)
15:30	2 KUGEL R 3pt FG , jump shot missed			
15:28	7 BOL J offensive rebound (3)			
15:28	7 BOL J foul received (1)			1 WILLIAMS D foul personal (1 - 2)
15:28	Timeout commercial			
15:28	7 BOL J substitution out			
15:28	35 CAMBRIDGE D substitution in			
15:25	2 KUGEL R 2pt FG second chance in the paint, layup blocked			
15:25				1 WILLIAMS D block (1)
15:21				18 CARLYLE K defensive rebound (1)
15:15		10-15	-5	25 MORETTI N 2pt FG in the paint, driving layup made (2)



Fla. Atlantic at UCF

12/23/25 State Farm Field House, Kissimmee
2025-26 Men's Basketball

Game Time: 2:00 PM
Game Duration: 2:05
Attendance: 1,057

Officials: KB Burdett, Byron Jarrett, Antinio Petty

Game Time	UCF	Score	Diff	FAU
15:01	99 BURKS J 2pt FG outside the paint, jump shot missed			
14:58				18 CARLYLE K defensive rebound (2)
14:53				17 PINTELON X 3pt FG , jump shot missed
14:50	99 BURKS J defensive rebound (2)			
14:45	99 BURKS J 2pt FG in the paint, driving layup blocked			
14:45				17 PINTELON X block (2)
14:41				17 PINTELON X defensive rebound (1)
14:38				1 WILLIAMS D 2pt FG in the paint, alley-oop layup missed
14:35	1 FULKS T defensive rebound (1)			
14:32	1 FULKS T turnover bad pass (1)			18 CARLYLE K steal (1)
14:12				1 WILLIAMS D 2pt FG from turnover in the paint, layup missed
14:10	4 STILLWELL J defensive rebound (1)			
14:05	2 KUGEL R 2pt FG in the paint, jump shot missed			
14:03				1 WILLIAMS D defensive rebound (1)
13:59				25 MORETTI N turnover bad pass (1)
13:59	2 KUGEL R substitution out			
13:59	99 BURKS J substitution out			
13:59	11 PACHECO C substitution in			
13:59	22 JOHNSON C substitution in			
13:59				1 WILLIAMS D substitution out
13:59				2 ELOHIM I substitution out
13:59				17 PINTELON X substitution out
13:59				9 LANGENFELD M substitution in
13:59				11 PARKER J substitution in
13:59				77 LOGUE M substitution in
13:46	4 STILLWELL J 3pt FG from turnover, jump shot missed			
13:43				18 CARLYLE K defensive rebound (3)
13:26				18 CARLYLE K 3pt FG , jump shot missed
13:24	22 JOHNSON C defensive rebound (1)			
13:08	1 FULKS T 2pt FG in the paint, turnaround jump shot missed			
13:07				defensive rebound (7)
13:01	4 STILLWELL J substitution out			
13:01	0 FOUMENA J substitution in			
12:46				9 LANGENFELD M 3pt FG , jump shot missed
12:42				77 LOGUE M offensive rebound (1)
12:35				11 PARKER J 3pt FG second chance, jump shot missed
12:31				9 LANGENFELD M offensive rebound (1)
12:21		10-17	-7	9 LANGENFELD M 2pt FG second chance in the paint, layup made (2)
12:21				11 PARKER J assist (1)
12:07	11 PACHECO C 3pt FG , jump shot missed			
12:04				18 CARLYLE K defensive rebound (4)
12:00				18 CARLYLE K 3pt FG , jump shot missed
11:57				77 LOGUE M offensive rebound (2)
11:50		10-19	-9	77 LOGUE M 2pt FG second chance in the paint, dunk, made (2)
11:50				18 CARLYLE K assist (3)
11:49	Timeout short			
11:49				Timeout commercial
11:49	0 FOUMENA J substitution out			



Fla. Atlantic at UCF

12/23/25 State Farm Field House, Kissimmee
2025-26 Men's Basketball

Game Time: 2:00 PM
Game Duration: 2:05
Attendance: 1,057

Officials: KB Burdett, Byron Jarrett, Antinio Petty

Game Time	UCF	Score	Diff	FAU
11:49	1 FULKS T substitution out			
11:49	35 CAMBRIDGE D substitution out			
11:49	2 KUGEL R substitution in			
11:49	4 STILLWELL J substitution in			
11:49	7 BOL J substitution in			
11:28	7 BOL J foul received (2)			77 LOGUE M foul shooting (1 - 3)
11:28	7 BOL J free throw 1 - 1 missed			
11:28	offensive dead ball rebound (1)			
11:28	4 STILLWELL J turnover lane violation (1)			
11:25	11 PACHECO C steal (1)			11 PARKER J turnover lost ball (out of bounds) (1)
11:11	4 STILLWELL J 2pt FG from turnover in the paint, layup made (4)	12-19	-7	
10:44	4 STILLWELL J steal (1)			11 PARKER J turnover lost ball (out of bounds) (2)
10:39	22 JOHNSON C turnover travel (1)			
10:31				25 MORETTI N substitution out
10:31				2 ELOHIM I substitution in
10:17		12-22	-10	18 CARLYLE K 3pt FG from turnover, jump shot made (3)
10:17				2 ELOHIM I assist (1)
09:55	22 JOHNSON C 3pt FG ; jump shot missed			
09:51				defensive rebound (12)
09:51	22 JOHNSON C substitution out			
09:51	3 BEALE JR. G substitution in			
09:30				9 LANGENFELD M 3pt FG , jump shot missed
09:26	2 KUGEL R defensive rebound (1)			
09:21	2 KUGEL R 2pt FG outside the paint, turnaround jump shot missed			
09:19				11 PARKER J defensive rebound (1)
09:02				9 LANGENFELD M turnover travel (1)
09:02	11 PACHECO C substitution out			
09:02	1 FULKS T substitution in			
09:02				11 PARKER J substitution out
09:02				18 CARLYLE K substitution out
09:02				77 LOGUE M substitution out
09:02				1 WILLIAMS D substitution in
09:02				17 PINTELON X substitution in
09:02				25 MORETTI N substitution in
08:45	2 KUGEL R 2pt FG from turnover outside the paint, jump shot missed			
08:39				25 MORETTI N defensive rebound (1)
08:36				2 ELOHIM I 3pt FG , jump shot missed
08:35	7 BOL J defensive rebound (4)			
08:35	7 BOL J foul received (3)			17 PINTELON X foul personal (1 - 4)
08:21	2 KUGEL R turnover lost ball (out of bounds) (1)			25 MORETTI N steal (1)
08:21	2 KUGEL R substitution out			
08:21	99 BURKS J substitution in			
08:00		12-24	-12	17 PINTELON X 2pt FG from turnover outside the paint, turnaround jump shot made (8)
07:48	1 FULKS T 2pt FG in the paint, driving layup made (4)	14-24	-10	
07:34				17 PINTELON X 3pt FG , jump shot missed
07:30	99 BURKS J defensive rebound (3)			



Fla. Atlantic at UCF

12/23/25 State Farm Field House, Kissimmee
2025-26 Men's Basketball

Officials: KB Burdett, Byron Jarrett, Antinio Petty

Game Time	UCF	Score	Diff	FAU
07:20	4 STILLWELL J foul received (1)			25 MORETTI N foul personal (1 - 5)
07:20	Timeout commercial			
07:20				2 ELOHIM I substitution out
07:20				9 LANGENFELD M substitution out
07:20				3 AMKOU A substitution in
07:20				18 CARLYLE K substitution in
07:18	99 BURKS J 2pt FG outside the paint, jump shot made (2)	16-24	-8	
07:18	1 FULKS T assist (2)			
06:47		16-27	-11	18 CARLYLE K 3pt FG , jump shot made (6)
06:36	1 FULKS T foul received (2)			25 MORETTI N foul personal (2 - 6)
06:32	99 BURKS J 3pt FG , jump shot missed			
06:30				1 WILLIAMS D defensive rebound (2)
06:30	7 BOL J foul personal (1 - 2)			1 WILLIAMS D foul received (1)
06:30				25 MORETTI N substitution out
06:30				2 ELOHIM I substitution in
06:17		16-30	-14	3 AMKOU A 3pt FG , jump shot made (3)
06:17				18 CARLYLE K assist (4)
06:00	4 STILLWELL J 2pt FG in the paint, turnaround jump shot made (6)	18-30	-12	
05:49				17 PINTELON X 3pt FG , jump shot missed
05:44	4 STILLWELL J defensive rebound (2)			
05:32	3 BEALE JR. G 3pt FG , jump shot missed			
05:28	7 BOL J offensive rebound (5)			
05:27	7 BOL J 2pt FG second chance in the paint, jump shot made (4)	20-30	-10	
05:09				1 WILLIAMS D 3pt FG , jump shot missed
05:05	7 BOL J defensive rebound (6)			
04:47	4 STILLWELL J 2pt FG in the paint, layup blocked			
04:47				1 WILLIAMS D block (2)
04:42				3 AMKOU A defensive rebound (1)
04:40		20-32	-12	3 AMKOU A 2pt FG fast break in the paint, driving layup made (5)
04:22	4 STILLWELL J 3pt FG , jump shot made (9)	23-32	-9	
04:22	1 FULKS T assist (3)			
03:59				18 CARLYLE K 3pt FG , jump shot missed
03:57	4 STILLWELL J defensive rebound (3)			
03:57	4 STILLWELL J foul received (2)			17 PINTELON X foul personal (2 - 7)
03:57	3 BEALE JR. G substitution out			
03:57	7 BOL J substitution out			
03:57	11 PACHECO C substitution in			
03:57	35 CAMBRIDGE D substitution in			
03:57				1 WILLIAMS D substitution out
03:57				17 PINTELON X substitution out
03:57				11 PARKER J substitution in
03:57				77 LOGUE M substitution in
03:57	4 STILLWELL J 1&1 free throw 1 made (10)	24-32	-8	
03:57	4 STILLWELL J 1&1 free throw 2 missed			
03:55				77 LOGUE M defensive rebound (3)
03:55	35 CAMBRIDGE D foul personal (1 - 3)			77 LOGUE M foul received (1)
03:43	1 FULKS T foul personal (1 - 4)			18 CARLYLE K foul received (1)
03:25				11 PARKER J 2pt FG in the paint, layup missed



Game Time	UCF	Score	Diff	FAU
03:21	35 CAMBRIDGE D defensive rebound (1)			
03:14	1 FULKES T 2pt FG outside the paint, floating jump shot made (6)	26-32	-6	
02:55		26-34	-8	18 CARLYLE K 2pt FG in the paint, floating jump shot made (8)
02:30	99 BURKS J 3pt FG , jump shot missed			
02:28				18 CARLYLE K defensive rebound (5)
02:28	35 CAMBRIDGE D foul personal (2 - 5)			18 CARLYLE K foul received (2)
02:28	35 CAMBRIDGE D substitution out			
02:28	5 PARKER K substitution in			
02:28				3 AMKOU A substitution out
02:28				9 LANGENFELD M substitution in
02:09	4 STILLWELL J foul shooting (2 - 6)			18 CARLYLE K foul received (3)
02:09		26-35	-9	18 CARLYLE K free throw 1 - 2 made (9)
02:09	4 STILLWELL J substitution out			
02:09	7 BOL J substitution in			
02:09				18 CARLYLE K free throw 2 - 2 missed
02:08	99 BURKS J defensive rebound (4)			
01:59	11 PACHECO C 3pt FG , jump shot made (3)	29-35	-6	
01:59	1 FULKES T assist (4)			
01:41				18 CARLYLE K 2pt FG in the paint, layup missed
01:38	11 PACHECO C defensive rebound (1)			
01:34	1 FULKES T 2pt FG fast break in the paint, driving layup made (8)	31-35	-4	
01:29				Timeout short
01:05				18 CARLYLE K 2pt FG in the paint, layup missed
01:03				77 LOGUE M offensive rebound (4)
01:02				77 LOGUE M 2pt FG second chance in the paint, layup missed
00:59	11 PACHECO C defensive rebound (2)			
00:57	99 BURKS J 2pt FG fast break in the paint, dunk, made (4)	33-35	-2	
00:57	1 FULKES T assist (5)			
00:40				2 ELOHIM I 2pt FG in the paint, pull up jump shot missed
00:35	7 BOL J defensive rebound (7)			
00:32	5 PARKER K turnover lost ball (out of bounds) (1)			
00:32				9 LANGENFELD M substitution out
00:32				77 LOGUE M substitution out
00:32				1 WILLIAMS D substitution in
00:32				25 MORETTI N substitution in
00:02		33-38	-5	2 ELOHIM I 3pt FG from turnover, jump shot made (7)
END OF PERIOD				
UCF 33-38 FAU				



Fla. Atlantic at UCF

12/23/25 State Farm Field House, Kissimmee
2025-26 Men's Basketball

Game Time: 2:00 PM
Game Duration: 2:05
Attendance: 1,057

Officials: KB Burdett, Byron Jarrett, Antinio Petty

Fla. Atlantic - 38

NO.	Name	F	Min	FG	3P	FT	Rebounds			Fouls		TP	AS	TO	ST	Blocks		+/-
				M-A	M-A	M-A	OR	DR	TOT	PF	FD					BS	BA	
1	Devin Williams	F	11:39	1-5	1-2	0-0	0	2	2	1	1	3	0	0	0	2	0	7
17	Xander Pintelon	F	11:06	3-6	2-5	0-0	0	1	1	2	0	8	0	0	0	2	0	4
2	Isaiah Elohim	G	15:42	2-5	1-2	2-2	0	1	1	0	1	7	1	0	0	0	1	2
18	Kanaan Carlyle	G	18:18	3-8	2-5	1-2	0	5	5	1	3	9	4	1	1	0	0	5
25	Niccolo Moretti	G	12:34	1-1	0-0	0-0	0	1	1	2	0	2	1	1	1	0	0	11
9	Max Langenfeld		08:35	1-3	0-2	0-0	1	0	1	0	0	2	0	1	0	0	0	-1
11	Josiah Parker		08:54	0-2	0-1	0-0	0	1	1	0	0	0	1	2	0	0	0	1
77	Maxim Logue		08:22	1-2	0-0	0-0	3	1	4	1	1	2	0	0	0	0	0	-2
3	Amar Amkou		04:52	2-2	1-1	0-0	0	1	1	0	0	5	0	0	0	0	0	-2
Team							0	2	2	0	0	0	0	0	0	0	0	0
Totals				14-34	7-18	3-4	4	15	19	7	6	38	7	5	2	4	1	5

Shooting By Period		
1st FG%	14-34	41.2%
3PT%	7-18	38.9%
FT%	3-4	75%
GM FG%	14-34	41.2%
3PT%	7-18	38.9%
FT%	3-4	75.0%

Dead Ball Rebounds: 0, 0

Major Fouls: NONE

UCF - 33

NO.	Name	F	Min	FG	3P	FT	Rebounds			Fouls		TP	AS	TO	ST	Blocks		+/-
				M-A	M-A	M-A	OR	DR	TOT	PF	FD					BS	BA	
4	Jamichael Stillwell	F	16:39	4-6	1-2	1-2	0	3	3	2	2	10	0	1	1	0	1	-5
99	Jordan Burks	F	14:22	2-6	0-2	0-0	0	4	4	0	0	4	0	0	0	0	1	0
7	John Bol	C	14:33	2-4	0-0	0-1	3	4	7	1	3	4	2	1	0	1	1	1
1	Themus Fulks	G	17:13	4-5	0-0	0-0	0	1	1	1	2	8	5	1	0	0	0	-4
2	Riley Kugel	G	09:29	2-7	0-1	0-0	0	1	1	0	0	4	0	1	1	0	1	-6
35	Devan Cambridge		05:08	0-0	0-0	0-0	0	1	1	2	0	0	0	0	0	0	0	-5
11	Carmelo Pacheco		08:54	1-2	1-2	0-0	0	2	2	0	0	3	0	0	1	0	0	-1
22	Chris Johnson		04:08	0-1	0-1	0-0	0	1	1	0	0	0	0	1	0	0	0	-5
0	Jeremy Foumena		01:12	0-0	0-0	0-0	0	0	0	0	0	0	0	0	0	0	0	-4
3	George Beale Jr.		05:54	0-1	0-1	0-0	0	0	0	0	0	0	0	0	0	0	0	1
5	Kris Parker		02:28	0-0	0-0	0-0	0	0	0	0	0	0	0	1	0	0	0	3
Team							0	0	0	0	0	0	0	0	0	0	0	
Totals				15-32	2-9	1-3	3	17	20	6	7	33	7	6	3	1	4	-5

Shooting By Period		
1st FG%	15-32	46.9%
3PT%	2-9	22.2%
FT%	1-3	33.3%
GM FG%	15-32	46.9%
3PT%	2-9	22.2%
FT%	1-3	33.3%

Dead Ball Rebounds: 1, 0

Major Fouls: NONE

	FAU	UCF
Biggest lead	14 (1 st 6:17)	2 (1 st 18:37)
Best Scoring Run	9 (1 st 11:50)	7 (1 st 0:57)
Lead Changes	6	
Times Tied	3	
Time with Lead	17:54	00:41

	FAU	UCF
Points from		
Turnovers	8	4
Paint	12	22
Second Chance	4	2
Fast Breaks	2	7
Bench	9	3

	Period by Period Scoring		
	1st	2nd	TOT
FAU	38	42	80
UCF	33	52	85



Quarter 2

Quarter Starters:

UCF	1 Fulks T	2 Kugel R	4 Stillwell J	7 Bol J	99 Burks J
FAU	1 Williams D	2 Elohim I	17 Pintelon X	18 Carlyle K	25 Moretti N

Game Time	UCF	Score	Diff	FAU
20:00	5 PARKER K substitution out			
20:00	11 PACHECO C substitution out			
20:00	2 KUGEL R substitution in			
20:00	4 STILLWELL J substitution in			
20:00				11 PARKER J substitution out
20:00				17 PINTELOX X substitution in
19:53	1 FULKS T 2pt FG in the paint, driving layup missed			
19:51				1 WILLIAMS D defensive rebound (3)
19:45				25 MORETTI N turnover out of bounds (2)
19:35	2 KUGEL R foul received (1)			18 CARLYLE K foul shooting (2 - 1)
19:35	2 KUGEL R free throw 1 - 2 made (5)	34-38	-4	
19:35	2 KUGEL R free throw 2 - 2 missed			
19:32	99 BURKS J offensive rebound (5)			
19:15	4 STILLWELL J 2pt FG second chance in the paint, layup missed			
19:13	7 BOL J offensive rebound (8)			
19:06	1 FULKS T 3pt FG second chance, step back jump shot made (11)	37-38	-1	
19:03	4 STILLWELL J foul personal (3 - 1)			17 PINTELOX X foul received (1)
19:03	4 STILLWELL J substitution out			
19:03	35 CAMBRIDGE D substitution in			
19:03				17 PINTELOX X substitution out
19:03				11 PARKER J substitution in
18:43				2 ELOHIM I 2pt FG in the paint, floating jump shot missed
18:40	35 CAMBRIDGE D defensive rebound (2)			
18:36	99 BURKS J 2pt FG fast break in the paint, dunk, made (6)	39-38	1	
18:36	1 FULKS T assist (6)			
18:22				11 PARKER J 3pt FG , jump shot missed
18:18	35 CAMBRIDGE D defensive rebound (3)			
18:12	99 BURKS J 3pt FG , jump shot missed			
18:09				defensive rebound (21)
17:51				18 CARLYLE K turnover bad pass (2)
17:34	2 KUGEL R 3pt FG from turnover, jump shot made (8)	42-38	4	
17:21				Timeout short
17:21				Timeout commercial
17:12				18 CARLYLE K 3pt FG , jump shot missed
17:08	7 BOL J defensive rebound (9)			
17:05	1 FULKS T 2pt FG fast break in the paint, driving layup made (13)	44-38	6	
16:57		44-40	4	18 CARLYLE K 2pt FG fast break in the paint, driving layup made (11)
16:45	7 BOL J 2pt FG in the paint, layup blocked			
16:45				1 WILLIAMS D block (3)
16:42				defensive rebound (22)



Fla. Atlantic at UCF

12/23/25 State Farm Field House, Kissimmee
2025-26 Men's Basketball

Game Time: 2:00 PM
Game Duration: 2:05
Attendance: 1,057

Officials: KB Burdett, Byron Jarrett, Antinio Petty

Game Time	UCF	Score	Diff	FAU
16:42	7 BOL J substitution out			
16:42	0 FOUMENA J substitution in			
16:24		44-42	2	11 PARKER J 2pt FG in the paint, driving layup made (2)
16:09	99 BURKS J 2pt FG outside the paint, jump shot missed			
16:05				18 CARLYLE K defensive rebound (6)
16:05	jump ball situation			
15:55	Timeout commercial			
15:55				1 WILLIAMS D substitution out
15:55				77 LOGUE M substitution in
15:40				2 ELOHIM I 3pt FG , jump shot missed
15:38	1 FULKS T defensive rebound (2)			
15:33	1 FULKS T turnover bad pass (2)			
15:19				77 LOGUE M 2pt FG from turnover in the paint, dunk, missed
15:16				11 PARKER J offensive rebound (2)
15:08				18 CARLYLE K 2pt FG from turnover second chance outside the paint, jump shot missed
15:05	2 KUGEL R defensive rebound (2)			
15:00	2 KUGEL R 3pt FG , jump shot missed			
14:56	35 CAMBRIDGE D offensive rebound (4)			
14:47	99 BURKS J 3pt FG second chance, jump shot made (9)	47-42	5	
14:47	1 FULKS T assist (7)			
14:31				11 PARKER J 2pt FG in the paint, layup missed
14:29	2 KUGEL R defensive rebound (3)			
14:25	1 FULKS T foul received (3)			25 MORETTI N foul shooting (3 - 2)
14:25	1 FULKS T free throw fast break 1 - 2 made (14)	48-42	6	
14:25				11 PARKER J substitution out
14:25				25 MORETTI N substitution out
14:25				9 LANGENFELD M substitution in
14:25				17 PINTELON X substitution in
14:25	1 FULKS T free throw fast break 2 - 2 made (15)	49-42	7	
14:25	1 FULKS T substitution out			
14:25	22 JOHNSON C substitution in			
14:12		49-44	5	2 ELOHIM I 2pt FG in the paint, jump shot made (9)
14:12	0 FOUMENA J foul shooting (1 - 2)			2 ELOHIM I foul received (2)
14:12				2 ELOHIM I free throw 1 - 1 missed
14:05				offensive dead ball rebound (1)
14:04	0 FOUMENA J foul personal (2 - 3)			77 LOGUE M foul received (2)
13:52	0 FOUMENA J substitution out			
13:52	5 PARKER K substitution in			
13:46		49-46	3	77 LOGUE M 2pt FG second chance in the paint, dunk, made (4)
13:46				2 ELOHIM I assist (2)
13:36	2 KUGEL R 2pt FG in the paint, layup made (10)	51-46	5	
13:30		51-48	3	18 CARLYLE K 2pt FG in the paint, layup made (13)
13:20	2 KUGEL R 3pt FG , jump shot missed			
13:19	99 BURKS J offensive rebound (6)			
13:19	99 BURKS J foul received (1)			9 LANGENFELD M foul shooting (1 - 3)
13:19	99 BURKS J free throw 1 - 2 missed			
13:19	offensive dead ball rebound (2)			
13:19				2 ELOHIM I substitution out



Fla. Atlantic at UCF

12/23/25 State Farm Field House, Kissimmee
2025-26 Men's Basketball

Game Time: 2:00 PM
Game Duration: 2:05
Attendance: 1,057

Officials: KB Burdett, Byron Jarrett, Antinio Petty

Game Time	UCF	Score	Diff	FAU
13:19				3 AMKOU A substitution in
13:19	99 BURKS J free throw 2 - 2 made (10)	52-48	4	
13:06	99 BURKS J steal (1)			3 AMKOU A turnover bad pass (1)
12:49	22 JOHNSON C 2pt FG from turnover in the paint, driving layup missed			
12:46				17 PINTELON X defensive rebound (2)
12:41				3 AMKOU A 3pt FG , jump shot missed
12:39	22 JOHNSON C defensive rebound (2)			
12:36	2 KUGEL R turnover bad pass (2)			
12:36	35 CAMBRIDGE D substitution out			
12:36	99 BURKS J substitution out			
12:36	4 STILLWELL J substitution in			
12:36	11 PACHECO C substitution in			
12:11				18 CARLYLE K 2pt FG from turnover in the paint, driving layup missed
12:09	defensive rebound (32)			
12:09	2 KUGEL R substitution out			
12:09	1 FULKS T substitution in			
11:50	4 STILLWELL J 2pt FG in the paint, driving layup made (12)	54-48	6	
11:27				9 LANGENFELD M 3pt FG , jump shot missed
11:24	defensive rebound (33)			
11:24	Timeout commercial			
11:24	5 PARKER K substitution out			
11:24	11 PACHECO C substitution out			
11:24	22 JOHNSON C substitution out			
11:24	2 KUGEL R substitution in			
11:24	7 BOL J substitution in			
11:24	99 BURKS J substitution in			
11:24				3 AMKOU A substitution out
11:24				9 LANGENFELD M substitution out
11:24				77 LOGUE M substitution out
11:24				1 WILLIAMS D substitution in
11:24				2 ELOHIM I substitution in
11:24				11 PARKER J substitution in
11:10	1 FULKS T 3pt FG , jump shot missed			
11:07				18 CARLYLE K defensive rebound (7)
11:02		54-50	4	18 CARLYLE K 2pt FG fast break outside the paint, pull up jump shot made (15)
10:50	2 KUGEL R 3pt FG , jump shot made (13)	57-50	7	
10:50	1 FULKS T assist (8)			
10:30	2 KUGEL R steal (2)			1 WILLIAMS D turnover lost ball (out of bounds) (1)
10:18	7 BOL J turnover lost ball (out of bounds) (2)			
09:59		57-53	4	17 PINTELON X 3pt FG from turnover, jump shot made (11)
09:59				2 ELOHIM I assist (3)
09:49	2 KUGEL R turnover bad pass (3)			17 PINTELON X steal (1)
09:39		57-55	2	2 ELOHIM I 2pt FG from turnover in the paint, layup made (11)
09:23	1 FULKS T foul received (4)			18 CARLYLE K foul shooting (3 - 4)
09:23	1 FULKS T free throw 1 - 2 made (16)	58-55	3	
09:23	1 FULKS T free throw 2 - 2 made (17)	59-55	4	
09:01	jump ball situation			



Fla. Atlantic at UCF

12/23/25 State Farm Field House, Kissimmee
2025-26 Men's Basketball

Game Time: 2:00 PM
Game Duration: 2:05
Attendance: 1,057

Officials: KB Burdett, Byron Jarrett, Antinio Petty

Game Time	UCF	Score	Diff	FAU
09:01	7 BOL J steal (1)			1 WILLIAMS D turnover lost ball (out of bounds) (2)
09:01				17 PINTELOX substitution out
09:01				25 MORETTI N substitution in
08:52	1 FULKS T turnover lost ball (out of bounds) (3)			18 CARLYLE K steal (2)
08:39		59-57	2	25 MORETTI N 2pt FG from turnover in the paint, driving layup made (4)
08:39				11 PARKER J assist (2)
08:21	1 FULKS T 2pt FG in the paint, driving layup made (19)	61-57	4	
08:00	Timeout commercial			
07:56	2 KUGEL R steal (3)			2 ELOHIM I turnover bad pass (1)
07:54	2 KUGEL R foul received (2)			18 CARLYLE K foul shooting (4 - 5)
07:54	2 KUGEL R free throw fast break 1 - 2 made (14)	62-57	5	
07:54	2 KUGEL R free throw fast break 2 - 2 missed			
07:51	2 KUGEL R offensive rebound (4)			
07:47	99 BURKS J 2pt FG second chance in the paint, driving layup made (12)	64-57	7	
07:14				2 ELOHIM I 2pt FG in the paint, pull up jump shot missed
07:11				1 WILLIAMS D offensive rebound (4)
07:10	7 BOL J foul shooting (2 - 4)			1 WILLIAMS D foul received (2)
07:10		64-58	6	1 WILLIAMS D free throw 1 - 2 made (4)
07:10				11 PARKER J substitution out
07:10				17 PINTELOX substitution in
07:10		64-59	5	1 WILLIAMS D free throw 2 - 2 made (5)
06:51	1 FULKS T 2pt FG in the paint, pull up jump shot missed			
06:48				18 CARLYLE K defensive rebound (8)
06:36				18 CARLYLE K 3pt FG , jump shot missed
06:33	4 STILLWELL J defensive rebound (4)			
06:28	1 FULKS T 2pt FG fast break in the paint, driving layup made (21)	66-59	7	
06:28	1 FULKS T foul received (5)			25 MORETTI N foul shooting (4 - 6)
06:28	7 BOL J substitution out			
06:28	35 CAMBRIDGE D substitution in			
06:28	1 FULKS T free throw fast break 1 - 1 made (22)	67-59	8	
06:07				2 ELOHIM I 2pt FG in the paint, layup missed
06:02				1 WILLIAMS D offensive rebound (5)
06:02		67-61	6	1 WILLIAMS D 2pt FG second chance in the paint, tip-in dunk made (7)
05:56	1 FULKS T 3pt FG , jump shot missed			
05:53	4 STILLWELL J offensive rebound (5)			
05:52	4 STILLWELL J 2pt FG second chance in the paint, layup missed			
05:50	4 STILLWELL J offensive rebound (6)			
05:49	4 STILLWELL J 2pt FG second chance in the paint, layup blocked			
05:49				1 WILLIAMS D block (4)
05:46				2 ELOHIM I defensive rebound (2)
05:42				2 ELOHIM I 3pt FG , jump shot missed
05:39				17 PINTELOX offensive rebound (3)
05:39	35 CAMBRIDGE D foul shooting (3 - 5)			17 PINTELOX foul received (2)
05:39		67-62	5	17 PINTELOX free throw 1 - 2 made (12)
05:39	99 BURKS J substitution out			



Fla. Atlantic at UCF

12/23/25 State Farm Field House, Kissimmee
2025-26 Men's Basketball

Game Time: 2:00 PM
Game Duration: 2:05
Attendance: 1,057

Officials: KB Burdett, Byron Jarrett, Antinio Petty

Game Time	UCF	Score	Diff	FAU
05:39	11 PACHECO C substitution in			
05:39		67-63	4	17 PINTELOX X free throw 2 - 2 made (13)
05:29	4 STILLWELL J 2pt FG outside the paint, jump shot made (14)	69-63	6	
05:29	1 FULKS T assist (9)			
05:04				18 CARLYLE K 3pt FG , jump shot missed
05:01	2 KUGEL R defensive rebound (5)			
04:55	35 CAMBRIDGE D 3pt FG , jump shot missed			
04:51				18 CARLYLE K defensive rebound (9)
04:42	35 CAMBRIDGE D foul personal (4 - 6)			1 WILLIAMS D foul received (3)
04:42	35 CAMBRIDGE D substitution out			
04:42	99 BURKS J substitution in			
04:35	4 STILLWELL J foul personal (4 - 7)			1 WILLIAMS D foul received (4)
04:35		69-64	5	1 WILLIAMS D 1&1 free throw 1 made (8)
04:35	4 STILLWELL J substitution out			
04:35	7 BOL J substitution in			
04:35		69-65	4	1 WILLIAMS D 1&1 free throw 2 made (9)
04:24	7 BOL J 2pt FG in the paint, layup made (6)	71-65	6	
04:24	1 FULKS T assist (10)			
04:06		71-67	4	1 WILLIAMS D 2pt FG in the paint, layup made (11)
04:06				17 PINTELOX X assist (1)
03:46	7 BOL J 2pt FG in the paint, jump shot made (8)	73-67	6	
03:46	1 FULKS T assist (11)			
03:36		73-70	3	17 PINTELOX X 3pt FG , jump shot made (16)
03:36				25 MORETTI N assist (2)
03:33				Timeout short
03:33	Timeout commercial			
03:33	99 BURKS J substitution out			
03:33	4 STILLWELL J substitution in			
03:10	2 KUGEL R 2pt FG in the paint, layup blocked			
03:10				2 ELOHIM I block (1)
03:09	7 BOL J offensive rebound (10)			
03:09	7 BOL J foul received (4)			1 WILLIAMS D foul shooting (2 - 7)
03:09	7 BOL J free throw 1 - 2 made (9)	74-70	4	
03:09	7 BOL J free throw 2 - 2 missed			
03:08				18 CARLYLE K defensive rebound (10)
02:56		74-72	2	25 MORETTI N 2pt FG in the paint, driving layup made (6)
02:41	4 STILLWELL J foul received (3)			25 MORETTI N foul personal (5 - 8)
02:41				25 MORETTI N substitution out
02:41				11 PARKER J substitution in
02:41	4 STILLWELL J 1&1 free throw 1 made (15)	75-72	3	
02:41	4 STILLWELL J 1&1 free throw 2 missed			
02:40	7 BOL J offensive rebound (11)			
02:40	7 BOL J 2pt FG second chance in the paint, layup made (11)	77-72	5	
02:28				17 PINTELOX X 3pt FG , jump shot missed
02:26				offensive rebound (34)
02:12		77-74	3	17 PINTELOX X 2pt FG second chance in the paint, driving layup made (18)
01:53	2 KUGEL R 2pt FG in the paint, driving layup missed			
01:50				18 CARLYLE K defensive rebound (11)



Fla. Atlantic at UCF

12/23/25 State Farm Field House, Kissimmee
2025-26 Men's Basketball

Officials: KB Burdett, Byron Jarrett, Antinio Petty

Game Time	UCF	Score	Diff	FAU
01:42		77-76	1	2 ELOHIM I 2pt FG in the paint, pull up jump shot made (13)
01:35	Timeout Full			
01:35	7 BOL J substitution out			
01:35	99 BURKS J substitution in			
01:17	1 FULKS T 2pt FG in the paint, hook shot made (24)	79-76	3	
00:52				18 CARLYLE K 2pt FG outside the paint, jump shot missed
00:49	1 FULKS T defensive rebound (3)			
00:45	99 BURKS J foul offensive (1 - 8)			18 CARLYLE K foul received (4)
00:45	99 BURKS J turnover offensive (1)			
00:30	11 PACHECO C foul personal (1 - 9)			17 PINTELRON X foul received (3)
00:30				17 PINTELRON X 1&1 free throw 1 missed
00:29	2 KUGEL R defensive rebound (6)			
00:29	2 KUGEL R foul received (3)			11 PARKER J foul personal (1 - 9)
00:29	2 KUGEL R 1&1 free throw 1 made (15)	80-76	4	
00:29	2 KUGEL R 1&1 free throw 2 made (16)	81-76	5	
00:24	2 KUGEL R steal (4)			18 CARLYLE K turnover lost ball (out of bounds) (3)
00:20	2 KUGEL R 2pt FG fast break from turnover in the paint, dunk, made (18)	83-76	7	
00:20	1 FULKS T assist (12)			
00:12				2 ELOHIM I 2pt FG outside the paint, jump shot missed
00:09				1 WILLIAMS D offensive rebound (6)
00:09		83-78	5	1 WILLIAMS D 2pt FG second chance in the paint, tip-in layup made (13)
00:07				Timeout Full
00:05	99 BURKS J foul received (2)			2 ELOHIM I foul personal (1 - 10)
00:05	99 BURKS J free throw fast break 1 - 2 made (13)	84-78	6	
00:05	99 BURKS J free throw fast break 2 - 2 made (14)	85-78	7	
00:04				18 CARLYLE K 3pt FG , jump shot missed
00:01				17 PINTELRON X offensive rebound (4)
00:01		85-80	5	17 PINTELRON X 2pt FG second chance in the paint, tip-in layup made (20)
END OF GAME				
UCF 85-80 FAU				



Fla. Atlantic at UCF

12/23/25 State Farm Field House, Kissimmee
2025-26 Men's Basketball

Game Time: 2:00 PM
Game Duration: 2:05
Attendance: 1,057

Officials: KB Burdett, Byron Jarrett, Antinio Petty

Fla. Atlantic - 42

NO.	Name	Min	FG			Rebounds			Fouls		TP	AS	TO	ST	Blocks		+/-
			M-A	M-A	M-A	OR	DR	TOT	PF	FD					BS	BA	
1	Devin Williams	F 15:29	3-3	0-0	4-4	3	1	4	1	3	10	0	2	0	2	0	-6
17	Xander Pintelon	F 13:31	4-5	2-3	2-3	2	1	3	0	3	12	1	0	1	0	0	-1
2	Isaiah Elohim	G 18:05	3-9	0-2	0-1	0	1	1	1	1	6	2	1	0	1	0	-7
18	Kanaan Carlyle	G 20:00	3-10	0-4	0-0	0	6	6	3	1	6	0	2	1	0	0	-10
25	Niccolo Moretti	G 11:55	2-2	0-0	0-0	0	0	0	3	0	4	1	1	0	0	0	-9
11	Josiah Parker	11:33	1-3	0-1	0-0	1	0	1	1	0	2	1	0	0	0	0	-10
77	Maxim Logue	04:31	1-2	0-0	0-0	0	0	0	0	1	2	0	0	0	0	0	-4
9	Max Langenfeld	03:01	0-1	0-1	0-0	0	0	0	1	0	0	0	0	0	0	0	0
3	Amar Amkou	01:55	0-1	0-1	0-0	0	0	0	0	0	0	0	1	0	0	0	-3
Team						1	2	3	0	0	0	0	0				
Totals			17-36	2-12	6-8	7	11	18	10	9	42	5	7	2	3	0	-10

Shooting By Period		
2 nd FG%	17-36	47.2%
3PT%	2-12	16.7%
FT%	6-8	75%
GM FG%	17-36	47.2%
3PT%	2-12	16.7%
FT%	6-8	75.0%

Dead Ball Rebounds: 1, 0

Major Fouls: NONE

UCF - 52

NO.	Name	Min	FG			Rebounds			Fouls		TP	AS	TO	ST	Blocks		+/-
			M-A	M-A	M-A	OR	DR	TOT	PF	FD					BS	BA	
4	Jamichael Stillwell	F 12:31	2-5	0-0	1-2	2	1	3	2	1	5	0	0	0	0	1	7
99	Jordan Burks	F 15:53	3-5	1-2	3-4	2	0	2	1	2	10	0	1	1	0	0	9
7	John Bol	C 11:14	3-4	0-0	1-2	3	1	4	1	1	7	0	1	1	0	1	6
1	Themus Fulks	G 17:44	5-9	1-3	5-5	0	2	2	0	3	16	7	2	0	0	0	13
2	Riley Kugel	G 19:15	4-8	2-4	4-6	1	4	5	0	3	14	0	2	3	0	1	8
35	Devan Cambridge	08:13	0-1	0-1	0-0	1	2	3	2	0	0	0	0	0	0	0	4
0	Jeremy Founena	02:50	0-0	0-0	0-0	0	0	0	2	0	0	0	0	0	0	0	1
22	Chris Johnson	03:01	0-1	0-0	0-0	0	1	1	0	0	0	0	0	0	0	0	-1
5	Kris Parker	02:28	0-0	0-0	0-0	0	0	0	0	0	0	0	0	0	0	0	1
11	Carmelo Pacheco	06:51	0-0	0-0	0-0	0	0	0	1	0	0	0	0	0	0	0	2
Team						0	2	2	0	0	0	0	0				
Totals			17-33	4-10	14-19	9	13	22	9	10	52	7	6	5	0	3	10

Shooting By Period		
2 nd FG%	17-33	51.5%
3PT%	4-10	40.0%
FT%	14-19	73.7%
GM FG%	17-33	51.5%
3PT%	4-10	40.0%
FT%	14-19	73.7%

Dead Ball Rebounds: 1, 0

Major Fouls: NONE

	FAU	UCF
Biggest lead	5 (2 nd 19:53)	8 (2 nd 6:28)
Best Scoring Run	5 (2 nd 9:39)	11 (2 nd 17:05)
Lead Changes	1	
Times Tied	0	
Time with Lead	01:17	18:36

Points from	FAU	UCF
Turnovers	7	7
Paint	28	24
Second Chance	14	12
Fast Breaks	4	16
Bench	4	0

Period by Period Scoring			
	1st	2nd	TOT
FAU	38	42	80
UCF	33	52	85




Players => All; FG Types => All ; Results => All ;

Players => All; FG Types => All ; Results => All ;

UCF

Fla. Atlantic



UCF	M/A	%
Field Goals	32/65	49
2 Points	26/46	57
3 Points	6/19	32
Free Throws	15/22	68

Fla. Atlantic	M/A	%
Field Goals	31/70	44
2 Points	22/40	55
3 Points	9/30	30
Free Throws	9/12	75



Fla. Atlantic at UCF

12/23/25 State Farm Field House, Kissimmee
2025-26 Men's Basketball

Officials: KB Burdett, Byron Jarrett, Antinio Petty

Fla. Atlantic

No	Name	Mins		Score		Points Diff		Points per Min		Assists		Rebounds		Steals		Turnovers	
		On	Off	On	Off	On	Off	On	Off	On	Off	On	Off	On	Off	On	Off
1	Devin Williams	27:08	12:53	64-63	16-22	1	-6	2.36	1.24	8	4	24	13	4	0	8	4
2	Isaiah Elohim	33:47	06:13	73-78	7-7	-5	0	2.16	1.13	10	2	29	8	4	0	9	3
3	Amar Amkou	06:47	33:13	10-15	70-70	-5	0	1.47	2.11	1	11	5	32	0	4	1	11
9	Max Langenfeld	11:36	28:25	16-17	64-68	-1	-4	1.38	2.25	4	8	11	26	1	3	4	8
11	Josiah Parker	20:27	19:33	35-44	45-41	-9	4	1.71	2.30	5	7	21	16	2	2	8	4
17	Xander Pintelon	24:37	15:23	60-57	20-28	3	-8	2.44	1.30	8	4	21	16	3	1	7	5
18	Kanaan Carlyle	38:18	01:42	78-83	2-2	-5	0	2.04	1.18	12	0	36	1	3	1	12	0
25	Niccolo Moretti	24:29	15:32	48-46	32-39	2	-7	1.96	2.06	8	4	25	12	3	1	7	5
77	Maxim Logue	12:53	27:08	16-22	64-63	-6	1	1.24	2.36	4	8	13	24	0	4	4	8

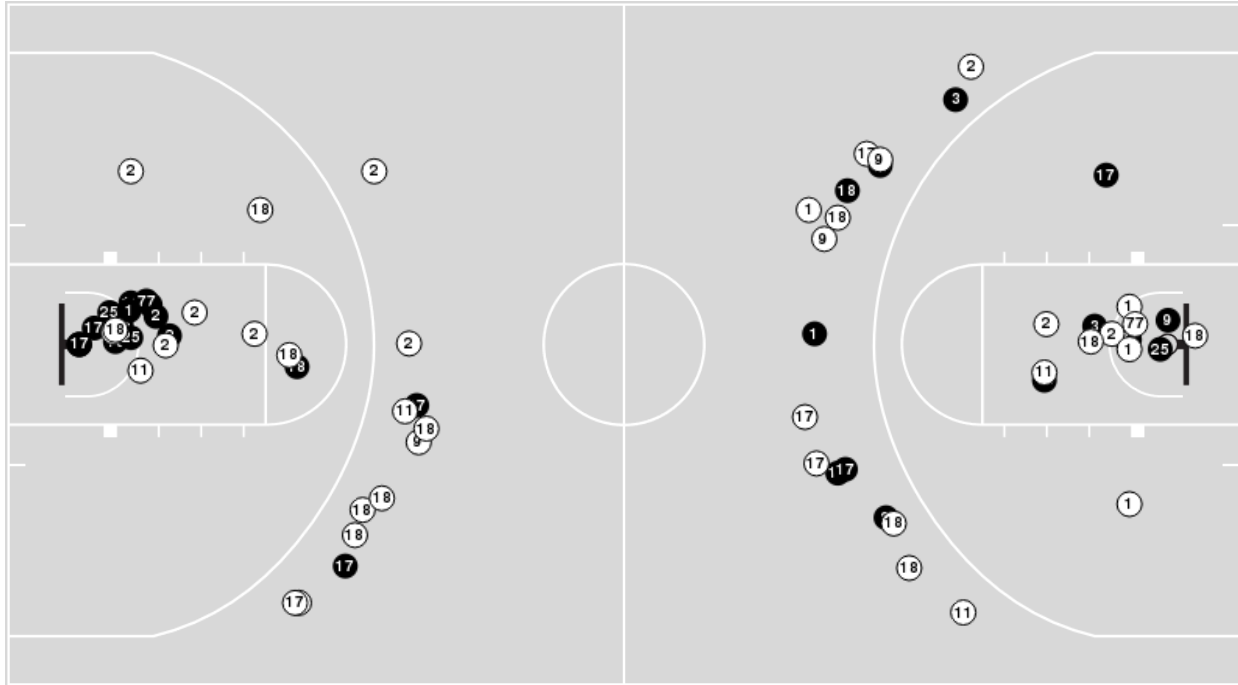
UCF

No	Name	Mins		Score		Points Diff		Points per Min		Assists		Rebounds		Steals		Turnovers	
		On	Off	On	Off	On	Off	On	Off	On	Off	On	Off	On	Off	On	Off
0	Jeremy Foumena	04:02	35:58	5-8	80-72	-3	8	1.24	2.22	1	13	4	38	0	8	1	11
1	Themus Fulks	34:57	05:03	80-71	5-9	9	-4	2.29	0.99	14	0	38	4	5	3	9	3
2	Riley Kugel	28:44	11:16	62-60	23-20	2	3	2.16	2.04	10	4	30	12	8	0	11	1
3	George Beale Jr.	05:54	34:06	11-10	74-70	1	4	1.86	2.17	2	12	7	35	0	8	1	11
4	Jamichael Stillwell	29:10	10:50	59-57	26-23	2	3	2.02	2.40	8	6	29	13	7	1	9	3
5	Kris Parker	04:56	35:04	12-8	73-72	4	1	2.43	2.08	2	12	8	34	1	7	2	10
7	John Bol	25:47	14:13	61-54	24-26	7	-2	2.37	1.69	11	3	24	18	6	2	8	4
11	Carmelo Pacheco	15:45	24:15	32-31	53-49	1	4	2.03	2.19	6	8	14	28	3	5	4	8
22	Chris Johnson	07:09	32:51	7-13	78-67	-6	11	0.98	2.37	0	14	5	37	3	5	3	9
35	Devan Cambridge	13:21	26:39	21-22	64-58	-1	6	1.57	2.40	3	11	17	25	1	7	3	9
99	Jordan Burks	30:15	09:45	75-66	10-14	9	-4	2.48	1.03	13	1	34	8	6	2	9	3

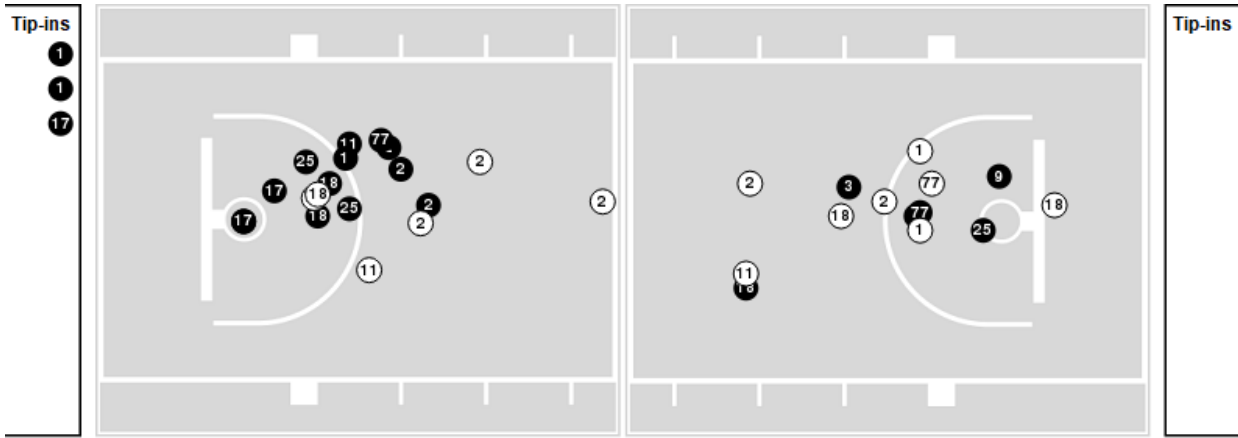


Players => All ; FG Types => All ; Results => All ;
Fla. Atlantic

All Field Goals



Shots in the Paint



● Made ○ Missed N - Player Number

Fla. Atlantic	M/A	%
Field Goals	31/70	44
2 Points	22/40	55
3 Points	9/30	30
Free Throws	9/12	75

Fla. Atlantic	M/A	%
Points in the Paint	40 (20/34)	59
Fast Break Points	6 (3/3)	100
Second Chance Points	18 (11/14)	79
Effective FG%	51	

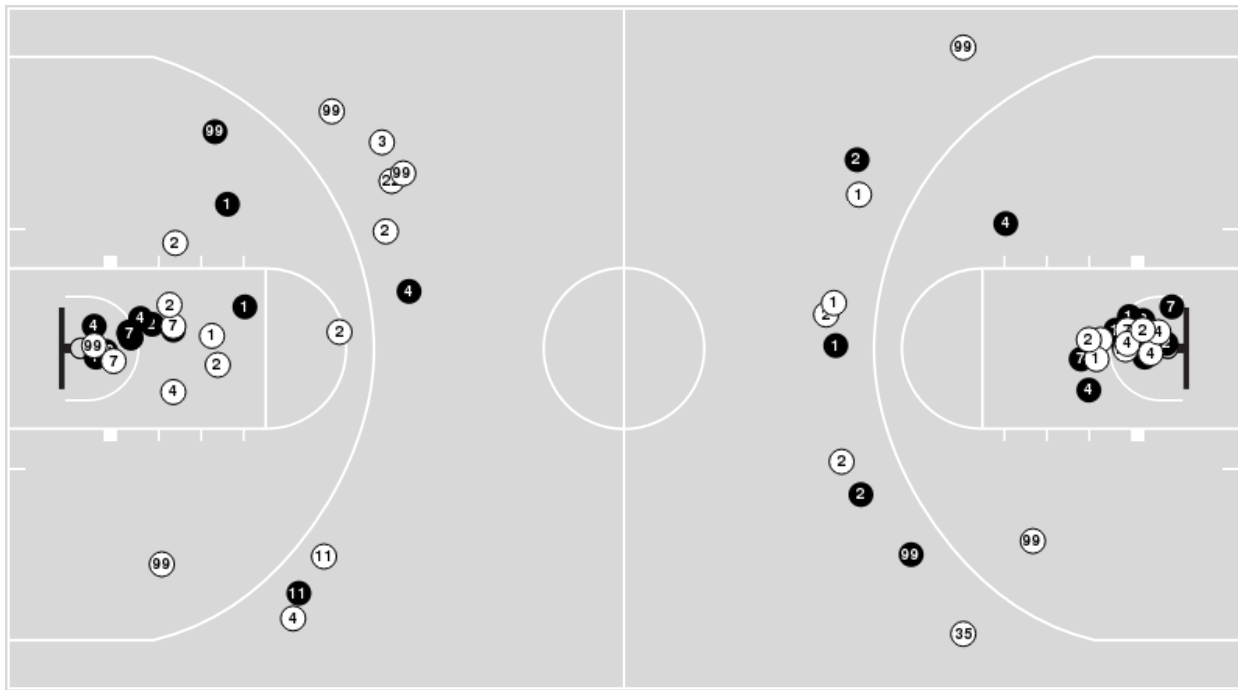


Officials: KB Burdett, Byron Jarrett, Antinio Petty

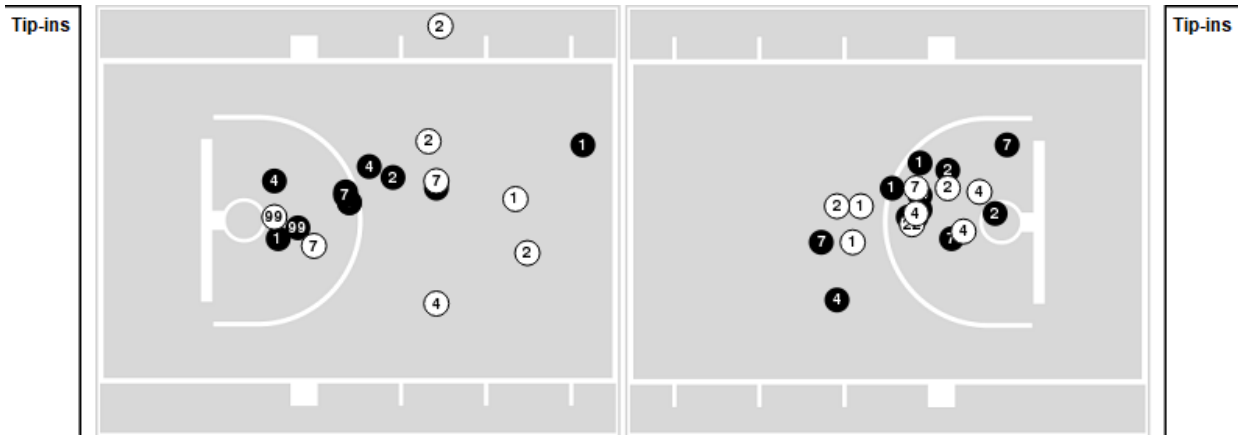
Players => All ; FG Types => All ; Results => All ;

UCF

All Field Goals



Shots in the Paint



● Made ○ Missed N - Player Number

UCF	M/A	%
Field Goals	32/65	49
2 Points	26/46	57
3 Points	6/19	32
Free Throws	15/22	68

UCF	M/A	%
Points in the Paint	46 (23/39)	59
Fast Break Points	23 (16/18)	89
Second Chance Points	14 (7/14)	50
Effective FG%	54	



Fla. Atlantic at UCF

12/23/25 State Farm Field House, Kissimmee
2025-26 Men's Basketball

Officials: KB Burdett, Byron Jarrett, Antinio Petty

Fla. Atlantic

Lineup	Quarter On	Time On	Quarter Off	Time Off	Time on Court	Score	Score Diff	Reb	Stl	Tov	Ass	PPP
1- Williams D/ 2- Elohim I/ 17- Pintelon X/ 18- Carlyle K/ 25- Moretti N/	1	20:00	1	13:59	06:01	15-10	5	5	1	2	3	1.1646
9- Langenfeld M/ 11- Parker J/ 18- Carlyle K/ 25- Moretti N/ 77- Logue M/	1	13:59	1	10:31	03:28	4-2	2	6	0	2	2	0.8000
2- Elohim I/ 9- Langenfeld M/ 11- Parker J/ 18- Carlyle K/ 77- Logue M/	1	10:31	1	09:02	01:29	3-0	3	2	0	1	1	1.0000
1- Williams D/ 2- Elohim I/ 9- Langenfeld M/ 17- Pintelon X/ 25- Moretti N/	1	09:02	1	07:20	01:42	2-2	0	1	1	0	0	0.6667
1- Williams D/ 3- Amkou A/ 17- Pintelon X/ 18- Carlyle K/ 25- Moretti N/	1	07:20	1	06:30	00:50	3-2	1	1	0	0	0	3.0000
1- Williams D/ 2- Elohim I/ 3- Amkou A/ 17- Pintelon X/ 18- Carlyle K/	1	06:30	1	03:57	02:33	5-7	-2	1	0	0	1	1.0000
2- Elohim I/ 3- Amkou A/ 11- Parker J/ 18- Carlyle K/ 77- Logue M/	1	03:57	1	02:28	01:29	2-3	-1	2	0	0	0	1.0000
2- Elohim I/ 9- Langenfeld M/ 11- Parker J/ 18- Carlyle K/ 77- Logue M/	1	02:28	1	00:32	01:55	1-7	-6	1	0	0	0	0.2577
1- Williams D/ 2- Elohim I/ 11- Parker J/ 18- Carlyle K/ 25- Moretti N/	1	00:32	2	20:00	00:32	3-0	3	0	0	0	0	3.0000
1- Williams D/ 2- Elohim I/ 17- Pintelon X/ 18- Carlyle K/ 25- Moretti N/	2	20:00	2	19:03	00:57	0-4	-4	1	0	1	0	0.0000
1- Williams D/ 2- Elohim I/ 11- Parker J/ 18- Carlyle K/ 25- Moretti N/	2	19:03	2	15:55	03:08	4-7	-3	3	0	1	0	0.6667
2- Elohim I/ 11- Parker J/ 18- Carlyle K/ 25- Moretti N/ 77- Logue M/	2	15:55	2	14:25	01:30	0-4	-4	1	0	0	0	0.0000
2- Elohim I/ 9- Langenfeld M/ 17- Pintelon X/ 18- Carlyle K/ 77- Logue M/	2	14:25	2	13:19	01:06	6-3	3	0	0	0	1	1.7442
3- Amkou A/ 9- Langenfeld M/ 17- Pintelon X/ 18- Carlyle K/ 77- Logue M/	2	13:19	2	11:24	01:55	0-3	-3	1	0	1	0	0.0000
1- Williams D/ 2- Elohim I/ 11- Parker J/ 17- Pintelon X/ 18- Carlyle K/	2	11:24	2	09:01	02:23	7-5	2	1	1	2	1	1.4000
1- Williams D/ 2- Elohim I/ 11- Parker J/ 18- Carlyle K/ 25- Moretti N/	2	09:01	2	07:10	01:51	3-5	-2	1	1	1	1	1.2295
1- Williams D/ 2- Elohim I/ 17- Pintelon X/ 18- Carlyle K/ 25- Moretti N/	2	07:10	2	02:41	04:29	14-10	4	6	0	0	2	1.7073
1- Williams D/ 2- Elohim I/ 11- Parker J/ 17- Pintelon X/ 18- Carlyle K/	2	02:41	2	00:00	02:41	8-11	-3	4	0	1	0	1.2422



UCF

Lineup	Quarter On	Time On	Quarter Off	Time Off	Time on Court	Score	Score Diff	Reb	Stl	Tov	Ass	PPP
1- Fulks T/2- Kugel R/4- Stillwell J/7- Bol J/99- Burks J/	1	20:00	1	15:28	04:32	10-13	-3	4	1	1	3	1.4286
1- Fulks T/2- Kugel R/4- Stillwell J/35- Cambridge D/99- Burks J/	1	15:28	1	13:59	01:29	0-2	-2	3	0	1	0	0.0000
1- Fulks T/4- Stillwell J/11- Pacheco C/22- Johnson C/35- Cambridge D/	1	13:59	1	13:01	00:58	0-0	0	1	0	0	0	0.0000
0- Foumena J/1- Fulks T/11- Pacheco C/22- Johnson C/35- Cambridge D/	1	13:01	1	11:49	01:12	0-4	-4	0	0	0	0	0.0000
2- Kugel R/4- Stillwell J/7- Bol J/11- Pacheco C/22- Johnson C/	1	11:49	1	09:51	01:58	2-3	-1	0	2	2	0	0.4505
2- Kugel R/3- Beale Jr. G/4- Stillwell J/7- Bol J/11- Pacheco C/	1	09:51	1	09:02	00:49	0-0	0	1	0	0	0	0.0000
1- Fulks T/2- Kugel R/3- Beale Jr. G/4- Stillwell J/7- Bol J/	1	09:02	1	08:21	00:41	0-0	0	1	0	1	0	0.0000
1- Fulks T/3- Beale Jr. G/4- Stillwell J/7- Bol J/99- Burks J/	1	08:21	1	03:57	04:24	11-10	1	5	0	0	2	1.5714
1- Fulks T/4- Stillwell J/11- Pacheco C/35- Cambridge D/99- Burks J/	1	03:57	1	02:28	01:29	3-2	1	1	0	0	0	1.0417
1- Fulks T/4- Stillwell J/5- Parker K/11- Pacheco C/99- Burks J/	1	02:28	1	02:09	00:19	0-1	-1	0	0	0	0	0.0000
1- Fulks T/5- Parker K/7- Bol J/11- Pacheco C/99- Burks J/	1	02:09	2	20:00	02:09	7-3	4	4	0	1	2	1.7500
1- Fulks T/2- Kugel R/4- Stillwell J/7- Bol J/99- Burks J/	2	20:00	2	19:03	00:57	4-0	4	2	0	0	0	2.1277
1- Fulks T/2- Kugel R/7- Bol J/35- Cambridge D/99- Burks J/	2	19:03	2	16:42	02:21	7-2	5	3	0	0	1	1.4000
0- Foumena J/1- Fulks T/2- Kugel R/35- Cambridge D/99- Burks J/	2	16:42	2	14:25	02:17	5-2	3	4	0	1	1	1.2887
0- Foumena J/2- Kugel R/22- Johnson C/35- Cambridge D/99- Burks J/	2	14:25	2	13:52	00:33	0-2	-2	0	0	0	0	0.0000
2- Kugel R/5- Parker K/22- Johnson C/35- Cambridge D/99- Burks J/	2	13:52	2	12:36	01:16	3-4	-1	2	1	1	0	0.7732
2- Kugel R/4- Stillwell J/5- Parker K/11- Pacheco C/22- Johnson C/	2	12:36	2	12:09	00:27	0-0	0	1	0	0	0	0.0000
1- Fulks T/4- Stillwell J/5- Parker K/11- Pacheco C/22- Johnson C/	2	12:09	2	11:24	00:45	2-0	2	1	0	0	0	2.0000
1- Fulks T/2- Kugel R/4- Stillwell J/7- Bol J/99- Burks J/	2	11:24	2	06:28	04:56	12-11	1	2	3	3	1	1.2295
1- Fulks T/2- Kugel R/4- Stillwell J/35- Cambridge D/99- Burks J/	2	06:28	2	05:39	00:49	1-3	-2	2	0	0	0	0.6944
1- Fulks T/2- Kugel R/4- Stillwell J/11- Pacheco C/35- Cambridge D/	2	05:39	2	04:42	00:57	2-1	1	1	0	0	1	1.0000
1- Fulks T/2- Kugel R/4- Stillwell J/11- Pacheco C/99- Burks J/	2	04:42	2	04:35	00:07	0-1	-1	0	0	0	0	0.0000
1- Fulks T/2- Kugel R/7- Bol J/11- Pacheco C/99- Burks J/	2	04:35	2	03:33	01:02	4-6	-2	0	0	0	2	2.0000
1- Fulks T/2- Kugel R/4- Stillwell J/7- Bol J/11- Pacheco C/	2	03:33	2	01:35	01:58	4-6	-2	2	0	0	0	1.4493
1- Fulks T/2- Kugel R/4- Stillwell J/11- Pacheco C/99- Burks J/	2	01:35	2	00:00	01:35	8-4	4	2	1	1	1	1.6807



Fla. Atlantic at UCF

12/23/25 State Farm Field House, Kissimmee
2025-26 Men's Basketball

Officials: KB Burdett, Byron Jarrett, Antinio Petty

Fla. Atlantic

Lineup	Time	Score	Score Diff	Pts/Min	Reb	Stl	Tov	Ass	PPP
1- Williams D/ 2- Elohim I/ 17- Pintelon X/ 18- Carlyle K/ 25- Moretti N/	11:27	29-24	5	2.5328	12	1	3	5	1.3134
1- Williams D/ 2- Elohim I/ 11- Parker J/ 18- Carlyle K/ 25- Moretti N/	05:31	10-12	-2	1.8100	4	1	2	1	1.0593
1- Williams D/ 2- Elohim I/ 11- Parker J/ 17- Pintelon X/ 18- Carlyle K/	05:04	15-16	-1	2.9605	5	1	3	1	1.3112
9- Langenfeld M/ 11- Parker J/ 18- Carlyle K/ 25- Moretti N/ 77- Logue M/	03:28	4-2	2	1.1538	6	0	2	2	0.8000
2- Elohim I/ 9- Langenfeld M/ 11- Parker J/ 18- Carlyle K/ 77- Logue M/	03:24	4-7	-3	1.1736	3	0	1	1	0.5814
1- Williams D/ 2- Elohim I/ 3- Amkou A/ 17- Pintelon X/ 18- Carlyle K/	02:33	5-7	-2	1.9608	1	0	0	1	1.0000
3- Amkou A/ 9- Langenfeld M/ 17- Pintelon X/ 18- Carlyle K/ 77- Logue M/	01:55	0-3	-3	0.0000	1	0	1	0	0.0000
1- Williams D/ 2- Elohim I/ 9- Langenfeld M/ 17- Pintelon X/ 25- Moretti N/	01:42	2-2	0	1.1765	1	1	0	0	0.6667
2- Elohim I/ 11- Parker J/ 18- Carlyle K/ 25- Moretti N/ 77- Logue M/	01:30	0-4	-4	0.0000	1	0	0	0	0.0000
2- Elohim I/ 3- Amkou A/ 11- Parker J/ 18- Carlyle K/ 77- Logue M/	01:29	2-3	-1	1.3483	2	0	0	0	1.0000
2- Elohim I/ 9- Langenfeld M/ 17- Pintelon X/ 18- Carlyle K/ 77- Logue M/	01:06	6-3	3	5.4545	0	0	0	1	1.7442
1- Williams D/ 3- Amkou A/ 17- Pintelon X/ 18- Carlyle K/ 25- Moretti N/	00:50	3-2	1	3.6000	1	0	0	0	3.0000



Fla. Atlantic at UCF

12/23/25 State Farm Field House, Kissimmee
2025-26 Men's Basketball

Officials: KB Burdett, Byron Jarrett, Antinio Petty

UCF

Lineup	Time	Score	Score Diff	Pts/Min	Reb	Stl	Tov	Ass	PPP
1- Fulks T/ 2- Kugel R/ 4- Stillwell J/ 7- Bol J/ 99- Burks J/	10:25	26-24	2	2.4960	8	4	4	4	1.3948
1- Fulks T/ 3- Beale Jr. G/ 4- Stillwell J/ 7- Bol J/ 99- Burks J/	04:24	11-10	1	2.5000	5	0	0	2	1.5714
1- Fulks T/ 2- Kugel R/ 7- Bol J/ 35- Cambridge D/ 99- Burks J/	02:21	7-2	5	2.9787	3	0	0	1	1.4000
1- Fulks T/ 2- Kugel R/ 4- Stillwell J/ 35- Cambridge D/ 99- Burks J/	02:18	1-5	-4	0.4348	5	0	1	0	0.1553
0- Foumena J/ 1- Fulks T/ 2- Kugel R/ 35- Cambridge D/ 99- Burks J/	02:17	5-2	3	2.1898	4	0	1	1	1.2887
1- Fulks T/ 5- Parker K/ 7- Bol J/ 11- Pacheco C/ 99- Burks J/	02:09	7-3	4	3.2558	4	0	1	2	1.7500
2- Kugel R/ 4- Stillwell J/ 7- Bol J/ 11- Pacheco C/ 22- Johnson C/	01:58	2-3	-1	1.0169	0	2	2	0	0.4505
1- Fulks T/ 2- Kugel R/ 4- Stillwell J/ 7- Bol J/ 11- Pacheco C/	01:58	4-6	-2	2.0339	2	0	0	0	1.4493
1- Fulks T/ 2- Kugel R/ 4- Stillwell J/ 11- Pacheco C/ 99- Burks J/	01:42	8-5	3	4.7059	2	1	1	1	1.6807
1- Fulks T/ 4- Stillwell J/ 11- Pacheco C/ 35- Cambridge D/ 99- Burks J/	01:29	3-2	1	2.0225	1	0	0	0	1.0417
2- Kugel R/ 5- Parker K/ 22- Johnson C/ 35- Cambridge D/ 99- Burks J/	01:16	3-4	-1	2.3684	2	1	1	0	0.7732
0- Foumena J/ 1- Fulks T/ 11- Pacheco C/ 22- Johnson C/ 35- Cambridge D/	01:12	0-4	-4	0.0000	0	0	0	0	0.0000
1- Fulks T/ 2- Kugel R/ 7- Bol J/ 11- Pacheco C/ 99- Burks J/	01:02	4-6	-2	3.8710	0	0	0	2	2.0000
1- Fulks T/ 4- Stillwell J/ 11- Pacheco C/ 22- Johnson C/ 35- Cambridge D/	00:58	0-0	0	0.0000	1	0	0	0	0.0000
1- Fulks T/ 2- Kugel R/ 4- Stillwell J/ 11- Pacheco C/ 35- Cambridge D/	00:57	2-1	1	2.1053	1	0	0	1	1.0000
2- Kugel R/ 3- Beale Jr. G/ 4- Stillwell J/ 7- Bol J/ 11- Pacheco C/	00:49	0-0	0	0.0000	1	0	0	0	0.0000
1- Fulks T/ 4- Stillwell J/ 5- Parker K/ 11- Pacheco C/ 22- Johnson C/	00:45	2-0	2	2.6667	1	0	0	0	2.0000
1- Fulks T/ 2- Kugel R/ 3- Beale Jr. G/ 4- Stillwell J/ 7- Bol J/	00:41	0-0	0	0.0000	1	0	1	0	0.0000
0- Foumena J/ 2- Kugel R/ 22- Johnson C/ 35- Cambridge D/ 99- Burks J/	00:33	0-2	-2	0.0000	0	0	0	0	0.0000
2- Kugel R/ 4- Stillwell J/ 5- Parker K/ 11- Pacheco C/ 22- Johnson C/	00:27	0-0	0	0.0000	1	0	0	0	0.0000
1- Fulks T/ 4- Stillwell J/ 5- Parker K/ 11- Pacheco C/ 99- Burks J/	00:19	0-1	-1	0.0000	0	0	0	0	0.0000