Official Basketball Box Score - Final

# North Florida at UCF

11/17/26 Addition Financial Arena, Orlando

2026-27 Women's Basketball

**Game Time:** 11:00 AM
**Game Duration:** 2:02
**Attendance:** 1,141

**Officials:** Kevin Pethtel, Doug Knight, Kenya Kirkland

## North Florida - 64

**Record: 4-2**

| NO. | Name | | Min | FG M-A | 3P M-A | FT M-A | Rebounds OR | DR | TOT | Fouls PF | FD | TP | AS | TO | ST | Blocks BS | BA | +/- |
|---|---|---|---|---|---|---|---|---|---|---|---|---|---|---|---|---|---|---|
| 9 | Belle Ratliff | F | 14:45 | 1-5 | 0-2 | 0-2 | 0 | 5 | 5 | 1 | 1 | 2 | 0 | 1 | 0 | 0 | 2 | -12 |
| 30 | Dezuray McGill | F | 17:45 | 3-9 | 1-2 | 0-0 | 1 | 3 | 4 | 2 | 1 | 7 | 0 | 1 | 0 | 0 | 0 | -19 |
| 1 | Jamisyn Stinson | G | 28:09 | 4-9 | 4-7 | 0-0 | 2 | 3 | 5 | 1 | 0 | 12 | 1 | 3 | 1 | 0 | 0 | -2 |
| 2 | Brianna Mead | G | 17:54 | 5-11 | 5-6 | 0-0 | 1 | 1 | 2 | 1 | 0 | 15 | 0 | 0 | 1 | 0 | 0 | -7 |
| 22 | Alexa Washington | G | 25:36 | 2-10 | 1-5 | 0-0 | 0 | 3 | 3 | 2 | 1 | 5 | 4 | 2 | 1 | 0 | 1 | -11 |
| 4 | Alonya Waldon | | 17:36 | 2-9 | 0-1 | 1-2 | 0 | 4 | 4 | 0 | 3 | 5 | 2 | 4 | 0 | 0 | 2 | 9 |
| 12 | Brooke Winchester | | 30:27 | 3-5 | 0-1 | 0-0 | 1 | 2 | 3 | 2 | 1 | 6 | 3 | 2 | 0 | 0 | 1 | -8 |
| 20 | Georgi Buzzetti | | 12:39 | 1-3 | 0-0 | 0-0 | 1 | 0 | 1 | 1 | 0 | 2 | 0 | 3 | 1 | 0 | 0 | -4 |
| 23 | Elle Blatchford | | 17:01 | 1-1 | 0-0 | 2-2 | 2 | 1 | 3 | 2 | 2 | 4 | 1 | 0 | 0 | 0 | 0 | -7 |
| 0 | Jamison Cardwell | | 04:51 | 0-1 | 0-0 | 0-0 | 0 | 4 | 4 | 0 | 0 | 0 | 0 | 0 | 0 | 0 | 1 | -9 |
| 5 | Mya Mayberry | | 05:54 | 0-1 | 0-1 | 0-0 | 0 | 0 | 0 | 1 | 0 | 0 | 1 | 0 | 1 | 0 | 0 | -11 |
| 14 | Abby Knauff | | 07:23 | 2-3 | 0-1 | 2-2 | 2 | 1 | 3 | 1 | 2 | 6 | 0 | 0 | 0 | 0 | 0 | -9 |
| Team | | | | | | | 4 | 0 | 4 | 0 | | 0 | | 1 | | | | |
| **Totals** | | | | 24-67 | 11-26 | 5-8 | 14 | 27 | 41 | 15 | 11 | 64 | 12 | 17 | 5 | 0 | 7 | -18 |

**Major Fouls:** NONE

| Shooting By Period | | | |
|---|---|---|---|
| 1st | FG% | 6-14 | 42.9% |
| | 3PT% | 2-4 | 50.0% |
| | FT% | 1-4 | 25% |
| 2nd | FG% | 10-18 | 55.6% |
| | 3PT% | 6-8 | 75.0% |
| | FT% | 2-2 | 100% |
| 3rd | FG% | 2-16 | 12.5% |
| | 3PT% | 2-7 | 28.6% |
| | FT% | 0-0 | 0% |
| 4th | FG% | 6-19 | 31.6% |
| | 3PT% | 1-7 | 14.3% |
| | FT% | 2-2 | 100% |
| GM | FG% | 24-67 | 35.8% |
| | 3PT% | 11-26 | 42.3% |
| | FT% | 5-8 | 62.5% |

Dead Ball Rebounds: 1, 0

## UCF - 82

**Record: 5-1**

| NO. | Name | | Min | FG M-A | 3P M-A | FT M-A | Rebounds OR | DR | TOT | Fouls PF | FD | TP | AS | TO | ST | Blocks BS | BA | +/- |
|---|---|---|---|---|---|---|---|---|---|---|---|---|---|---|---|---|---|---|
| 3 | Candace Kpetikou | C | 22:58 | 3-4 | 0-0 | 1-2 | 3 | 3 | 6 | 1 | 2 | 7 | 2 | 1 | 0 | 2 | 0 | 19 |
| 33 | Mahogany Chandler-Roberts | C | 35:51 | 5-14 | 2-5 | 3-4 | 3 | 5 | 8 | 1 | 2 | 15 | 1 | 2 | 2 | 2 | 0 | 21 |
| 0 | Key Roseby | G | 23:45 | 6-8 | 1-2 | 1-2 | 0 | 5 | 5 | 1 | 2 | 14 | 2 | 1 | 0 | 0 | 0 | 15 |
| 5 | Caitlyn Jones | G | 29:41 | 7-13 | 0-0 | 2-3 | 0 | 5 | 5 | 2 | 4 | 16 | 6 | 3 | 3 | 0 | 0 | 14 |
| 10 | Vittoria Blasigh | G | 35:45 | 5-15 | 2-9 | 0-0 | 1 | 3 | 4 | 2 | 1 | 12 | 2 | 1 | 3 | 1 | 0 | 14 |
| 8 | Nyla McFadden | | 25:55 | 4-8 | 0-1 | 2-4 | 1 | 6 | 7 | 3 | 3 | 10 | 0 | 1 | 1 | 1 | 0 | 6 |
| 24 | Jasmynne Gibson | | 23:47 | 3-3 | 0-0 | 0-0 | 1 | 1 | 2 | 1 | 0 | 6 | 0 | 0 | 0 | 1 | 0 | 2 |
| 1 | Salomé Boyomo Keedi | | 02:18 | 1-1 | 0-0 | 0-0 | 0 | 1 | 1 | 0 | 0 | 2 | 0 | 0 | 1 | 0 | 0 | -1 |
| Team | | | | | | | 0 | 2 | 2 | 0 | | 0 | | 2 | | | | |
| **Totals** | | | | 34-66 | 5-17 | 9-15 | 9 | 31 | 40 | 12 | 14 | 82 | 13 | 11 | 10 | 7 | 0 | 18 |

**Major Fouls:** NONE

| Shooting By Period | | | |
|---|---|---|---|
| 1st | FG% | 8-16 | 50.0% |
| | 3PT% | 2-6 | 33.3% |
| | FT% | 3-4 | 75% |
| 2nd | FG% | 10-16 | 62.5% |
| | 3PT% | 1-4 | 25.0% |
| | FT% | 2-4 | 50% |
| 3rd | FG% | 7-19 | 36.8% |
| | 3PT% | 1-4 | 25.0% |
| | FT% | 2-3 | 66.7% |
| 4th | FG% | 9-15 | 60.0% |
| | 3PT% | 1-3 | 33.3% |
| | FT% | 2-4 | 50% |
| GM | FG% | 34-66 | 51.5% |
| | 3PT% | 5-17 | 29.4% |
| | FT% | 9-15 | 60.0% |

Dead Ball Rebounds: 2, 0

| | UNF | UCF |
|---|---|---|
| Biggest lead | 0 (1st 10:00) | 20 (4th 0:40) |
| Best Scoring Run | 6 (2nd 1:58) | 8 (3rd 1:56) |
| Lead Changes | 0 | |
| Times Tied | 1 | |
| Time with Lead | 00:00 | 39:04 |

| Points from | UNF | UCF |
|---|---|---|
| Turnovers | 16 | 17 |
| Paint | 24 | 58 |
| Second Chance | 15 | 10 |
| Fast Breaks | 5 | 17 |
| Bench | 23 | 18 |

| Period by Period Scoring | 1st | 2nd | 3rd | 4th | TOT |
|---|---|---|---|---|---|
| UNF | 15 | 28 | 6 | 15 | 64 |
| UCF | 21 | 23 | 17 | 21 | 82 |

Official Basketball Play by Play - 1st Period

# North Florida at UCF

11/17/26 Addition Financial Arena, Orlando

2026-27 Women's Basketball

**Game Time:** 11:00 AM
**Game Duration:** 2:02
**Attendance:** 1,141

**Officials:** Kevin Pethtel, Doug Knight, Kenya Kirkland

## Period 1

**Period Starters:**

| | | | | | |
|---|---|---|---|---|---|
| **UCF** | 0 Roseby K | 3 Kpetikou C | 5 Jones C | 10 Blasigh V | 33 Chandler-Roberts M |
| **UNF** | 1 Stinson J | 2 Mead B | 9 Ratliff B | 22 Washington A | 30 McGill D |

| Game Time | UCF | Score | Diff | UNF |
|---|---|---|---|---|
| 10:00 | 3 KPETIKOU C jumpball lost | | | 9 RATLIFF B jumpball won |
| 09:45 | | | | 9 RATLIFF B 2pt FG in the paint, layup blocked |
| 09:45 | 33 CHANDLER-ROBERTS M block (1) | | | |
| 09:41 | 5 JONES C defensive rebound (1) | | | |
| 09:07 | 0 ROSEBY K 2pt FG in the paint, layup made (2) | **2-0** | **2** | |
| 09:07 | 5 JONES C steal (1) | | | 1 STINSON J turnover bad pass (1) |
| 09:03 | 5 JONES C 2pt FG from turnover in the paint, layup made (2) | **4-0** | **4** | |
| 08:46 | | | | 2 MEAD B 2pt FG in the paint, layup missed |
| 08:46 | defensive rebound (2) | | | |
| 08:32 | 5 JONES C turnover bad pass (1) | | | 2 MEAD B steal (1) |
| 08:27 | 33 CHANDLER-ROBERTS M foul shooting (1 - 1) | | | 9 RATLIFF B foul drawn (1) |
| 08:27 | | | | 9 RATLIFF B free throw 1 - 2 missed |
| 08:27 | | | | offensive dead ball rebound (1) |
| 08:27 | | | | 9 RATLIFF B free throw 2 - 2 missed |
| 08:27 | 0 ROSEBY K defensive rebound (1) | | | |
| 08:26 | 5 JONES C foul drawn (1) | | | 30 MCGILL D foul shooting (1 - 1) |
| 08:26 | 5 JONES C free throw 1 - 2 made (3) | **5-0** | **5** | |
| 08:26 | 5 JONES C free throw 2 - 2 made (4) | **6-0** | **6** | |
| 08:20 | | | | 2 MEAD B substitution out |
| 08:20 | | | | 4 WALDON A substitution in |
| 08:13 | | | | 1 STINSON J 3pt FG , jump shot missed |
| 08:08 | | | | 30 MCGILL D offensive rebound (1) |
| 07:58 | | | | 30 MCGILL D 2pt FG second chance in the paint, layup missed |
| 07:58 | 0 ROSEBY K defensive rebound (2) | | | |
| 07:58 | foul (2) | | | |
| 07:58 | | | | foul (2) |
| 07:39 | 33 CHANDLER-ROBERTS M turnover travel (1) | | | |
| 07:39 | | **6-3** | **3** | 30 MCGILL D 3pt FG from turnover, jump shot made (3) |
| 07:39 | | | | 22 WASHINGTON A assist (1) |
| 07:39 | 33 CHANDLER-ROBERTS M foul drawn (1) | | | 9 RATLIFF B foul shooting (1 - 3) |
| 07:39 | 33 CHANDLER-ROBERTS M free throw 1 - 2 made (1) | **7-3** | **4** | |
| 07:39 | 33 CHANDLER-ROBERTS M free throw 2 - 2 missed | | | |
| 07:39 | | | | 9 RATLIFF B defensive rebound (1) |
| 07:10 | | **7-5** | **2** | 9 RATLIFF B 2pt FG in the paint, layup made (2) |
| 06:51 | 10 BLASIGH V 3pt FG , jump shot missed | | | |
| 06:51 | | | | 1 STINSON J defensive rebound (1) |
| 06:43 | | **7-7** | **0** | 4 WALDON A 2pt FG in the paint, layup made (2) |
| 06:40 | 3 KPETIKOU C turnover lost ball (1) | | | |
| 06:40 | 0 ROSEBY K substitution out | | | |
| 06:40 | 33 CHANDLER-ROBERTS M substitution out | | | |
| 06:40 | 24 GIBSON J substitution in | | | |
| 06:40 | 8 MCFADDEN N substitution in | | | |
| 06:40 | 5 JONES C foul personal (1 - 3) | | | 22 WASHINGTON A foul drawn (1) |

Official Basketball Play by Play - 1st Period

# North Florida at UCF

11/17/26 Addition Financial Arena, Orlando

2026-27 Women's Basketball

**Game Time:** 11:00 AM
**Game Duration:** 2:02
**Attendance:** 1,141

**Officials:** Kevin Pethtel, Doug Knight, Kenya Kirkland

| Game Time | UCF | Score | Diff | UNF |
|---|---|---|---|---|
| 06:40 | 5 JONES C substitution out | | | |
| 06:40 | 33 CHANDLER-ROBERTS M substitution in | | | |
| 06:40 | | | | turnover (2) |
| 06:40 | 8 MCFADDEN N 2pt FG from turnover in the paint, layup missed | | | |
| 06:40 | 33 CHANDLER-ROBERTS M offensive rebound (1) | | | |
| 06:40 | 33 CHANDLER-ROBERTS M 2pt FG from turnover second chance in the paint, layup made (3) | **9-7** | **2** | |
| 06:17 | 3 KPETIKOU C foul personal (1 - 4) | | | 4 WALDON A foul drawn (1) |
| 06:17 | 33 CHANDLER-ROBERTS M substitution out | | | |
| 06:17 | 5 JONES C substitution in | | | |
| 06:17 | | | | 9 RATLIFF B substitution out |
| 06:17 | | | | 30 MCGILL D substitution out |
| 06:17 | | | | 12 WINCHESTER B substitution in |
| 06:17 | | | | 20 BUZZETTI G substitution in |
| 05:57 | 5 JONES C foul personal (2 - 5) | | | 12 WINCHESTER B foul drawn (1) |
| 05:57 | 5 JONES C substitution out | | | |
| 05:57 | 33 CHANDLER-ROBERTS M substitution in | | | |
| 05:57 | | | | 4 WALDON A turnover lost ball (1) |
| 05:50 | 8 MCFADDEN N 2pt FG from turnover in the paint, layup missed | | | |
| 05:50 | 33 CHANDLER-ROBERTS M offensive rebound (2) | | | |
| 05:44 | 33 CHANDLER-ROBERTS M 2pt FG from turnover second chance in the paint, layup missed | | | |
| 05:44 | | | | 12 WINCHESTER B defensive rebound (1) |
| 05:23 | | | | 4 WALDON A 2pt FG in the paint, layup blocked |
| 05:23 | 10 BLASIGH V block (1) | | | |
| 05:23 | | | | offensive rebound (5) |
| 05:20 | | | | 1 STINSON J substitution out |
| 05:20 | | | | 23 BLATCHFORD E substitution in |
| 05:20 | | | | 22 WASHINGTON A 2pt FG second chance in the paint, layup blocked |
| 05:20 | 3 KPETIKOU C block (1) | | | |
| 05:20 | 8 MCFADDEN N defensive rebound (1) | | | |
| 05:05 | 10 BLASIGH V 3pt FG , jump shot made (3) | **12-7** | **5** | |
| 05:05 | 3 KPETIKOU C assist (1) | | | |
| 04:42 | | **12-10** | **2** | 22 WASHINGTON A 3pt FG , jump shot made (3) |
| 04:42 | | | | 12 WINCHESTER B assist (1) |
| 04:21 | 8 MCFADDEN N 3pt FG , jump shot missed | | | |
| 04:21 | | | | 4 WALDON A defensive rebound (1) |
| 04:06 | | | | 12 WINCHESTER B turnover bad pass (1) |
| 04:06 | Timeout media | | | |
| 03:50 | 33 CHANDLER-ROBERTS M 3pt FG from turnover, jump shot missed | | | |
| 03:50 | | | | 22 WASHINGTON A defensive rebound (1) |
| 03:41 | 8 MCFADDEN N steal (1) | | | 4 WALDON A turnover bad pass (2) |
| 03:30 | 33 CHANDLER-ROBERTS M 2pt FG from turnover in the paint, layup missed | | | |
| 03:29 | | | | 22 WASHINGTON A defensive rebound (2) |
| 03:20 | | | | 22 WASHINGTON A 3pt FG , jump shot missed |
| 03:20 | | | | 23 BLATCHFORD E offensive rebound (1) |
| 02:59 | | | | 4 WALDON A 2pt FG second chance in the paint, layup missed |
| 02:59 | 10 BLASIGH V defensive rebound (1) | | | |

Official Basketball Play by Play - 1st Period

# North Florida at UCF

11/17/26 Addition Financial Arena, Orlando

2026-27 Women's Basketball

**Game Time:** 11:00 AM
**Game Duration:** 2:02
**Attendance:** 1,141

**Officials:** Kevin Pethtel, Doug Knight, Kenya Kirkland

| Game Time | UCF | Score | Diff | UNF |
|---|---|---|---|---|
| 02:35 | 33 CHANDLER-ROBERTS M 2pt FG in the paint, layup made (5) | **14-10** | **4** | |
| 02:18 | 8 MCFADDEN N foul personal (1 - 6) | | | 23 BLATCHFORD E foul drawn (1) |
| 02:18 | 3 KPETIKOU C substitution out | | | |
| 02:18 | 0 ROSEBY K substitution in | | | |
| 02:05 | | **14-12** | **2** | 20 BUZZETTI G 2pt FG in the paint, jump shot made (2) |
| 01:53 | 33 CHANDLER-ROBERTS M 3pt FG , jump shot made (8) | **17-12** | **5** | |
| 01:53 | 0 ROSEBY K assist (1) | | | |
| 01:27 | | **17-14** | **3** | 23 BLATCHFORD E 2pt FG in the paint, layup made (2) |
| 01:05 | 8 MCFADDEN N 2pt FG in the paint, layup made (2) | **19-14** | **5** | |
| 00:53 | | | | 20 BUZZETTI G turnover bad pass (1) |
| 00:52 | 8 MCFADDEN N substitution out | | | |
| 00:52 | 3 KPETIKOU C substitution in | | | |
| 00:36 | 3 KPETIKOU C 2pt FG from turnover in the paint, layup made (2) | **21-14** | **7** | |
| 00:36 | 33 CHANDLER-ROBERTS M assist (1) | | | |
| 00:28 | 10 BLASIGH V foul shooting (1 - 7) | | | 4 WALDON A foul drawn (2) |
| 00:28 | | **21-15** | **6** | 4 WALDON A free throw 1 - 2 made (3) |
| 00:28 | | | | 4 WALDON A free throw 2 - 2 missed |
| 00:28 | 33 CHANDLER-ROBERTS M defensive rebound (3) | | | |
| 00:06 | 10 BLASIGH V 3pt FG , jump shot missed | | | |
| 00:06 | | | | 12 WINCHESTER B defensive rebound (2) |
| **END OF PERIOD** | | | | |
| **UCF 21-15 UNF** | | | | |

Official Basketball Box Score - 1st Period

# North Florida at UCF

11/17/26 Addition Financial Arena, Orlando

2026-27 Women's Basketball

**Game Time:** 11:00 AM
**Game Duration:** 2:02
**Attendance:** 1,141

**Officials:** Kevin Pethtel, Doug Knight, Kenya Kirkland

## North Florida - 15

| NO. | Name | | Min | FG M-A | 3P M-A | FT M-A | Rebounds OR | DR | TOT | Fouls PF | FD | TP | AS | TO | ST | Blocks BS | BA | +/- |
|---|---|---|---|---|---|---|---|---|---|---|---|---|---|---|---|---|---|---|
| 9 | Belle Ratliff | F | 03:43 | 1-2 | 0-0 | 0-2 | 0 | 1 | 1 | 1 | 1 | 2 | 0 | 0 | 0 | 0 | 1 | -2 |
| 30 | Dezuray McGill | F | 03:43 | 1-2 | 1-1 | 0-0 | 1 | 0 | 1 | 1 | 0 | 3 | 0 | 0 | 0 | 0 | 0 | -2 |
| 1 | Jamisyn Stinson | G | 04:40 | 0-1 | 0-1 | 0-0 | 0 | 1 | 1 | 0 | 0 | 0 | 0 | 1 | 0 | 0 | 0 | -2 |
| 2 | Brianna Mead | G | 01:40 | 0-1 | 0-0 | 0-0 | 0 | 0 | 0 | 0 | 0 | 0 | 0 | 0 | 1 | 0 | 0 | -6 |
| 22 | Alexa Washington | G | 10:00 | 1-3 | 1-2 | 0-0 | 0 | 2 | 2 | 0 | 1 | 3 | 1 | 0 | 0 | 0 | 1 | -6 |
| 4 | Alonya Waldon | | 08:20 | 1-3 | 0-0 | 1-2 | 0 | 1 | 1 | 0 | 2 | 3 | 0 | 2 | 0 | 0 | 1 | 0 |
| 12 | Brooke Winchester | | 06:17 | 0-0 | 0-0 | 0-0 | 0 | 2 | 2 | 0 | 1 | 0 | 1 | 1 | 0 | 0 | 0 | -4 |
| 20 | Georgi Buzzetti | | 06:17 | 1-1 | 0-0 | 0-0 | 0 | 0 | 0 | 0 | 0 | 2 | 0 | 1 | 0 | 0 | 0 | -4 |
| 23 | Elle Blatchford | | 05:20 | 1-1 | 0-0 | 0-0 | 1 | 0 | 1 | 0 | 1 | 2 | 0 | 0 | 0 | 0 | 0 | -4 |
| Team | | | | | | | 1 | 0 | 1 | 0 | | 0 | | 1 | | | | |
| **Totals** | | | | 6-14 | 2-4 | 1-4 | 3 | 7 | 10 | 3 | 6 | 15 | 2 | 6 | 1 | 0 | 3 | -6 |

| Shooting By Period | | | |
|---|---|---|---|
| 1st | FG% | 6-14 | 42.9% |
| | 3PT% | 2-4 | 50.0% |
| | FT% | 1-4 | 25% |
| GM | FG% | 6-14 | 42.9% |
| | 3PT% | 2-4 | 50.0% |
| | FT% | 1-4 | 25.0% |

Dead Ball Rebounds: 1, 0

**Major Fouls:** NONE

## UCF - 21

| NO. | Name | | Min | FG M-A | 3P M-A | FT M-A | Rebounds OR | DR | TOT | Fouls PF | FD | TP | AS | TO | ST | Blocks BS | BA | +/- |
|---|---|---|---|---|---|---|---|---|---|---|---|---|---|---|---|---|---|---|
| 3 | Candace Kpetikou | C | 08:34 | 1-1 | 0-0 | 0-0 | 0 | 0 | 0 | 1 | 0 | 2 | 1 | 1 | 0 | 1 | 0 | 5 |
| 33 | Mahogany Chandler-Roberts | C | 09:40 | 3-6 | 1-2 | 1-2 | 2 | 1 | 3 | 1 | 1 | 8 | 1 | 1 | 0 | 1 | 0 | 6 |
| 0 | Key Roseby | G | 05:38 | 1-1 | 0-0 | 0-0 | 0 | 2 | 2 | 0 | 0 | 2 | 1 | 0 | 0 | 0 | 0 | 2 |
| 5 | Caitlyn Jones | G | 03:40 | 1-1 | 0-0 | 2-2 | 0 | 1 | 1 | 2 | 1 | 4 | 0 | 1 | 1 | 0 | 0 | 0 |
| 10 | Vittoria Blasigh | G | 10:00 | 1-3 | 1-3 | 0-0 | 0 | 1 | 1 | 1 | 0 | 3 | 0 | 0 | 0 | 1 | 0 | 6 |
| 8 | Nyla McFadden | | 05:48 | 1-4 | 0-1 | 0-0 | 0 | 1 | 1 | 1 | 0 | 2 | 0 | 0 | 1 | 0 | 0 | 5 |
| 24 | Jasmynne Gibson | | 06:40 | 0-0 | 0-0 | 0-0 | 0 | 0 | 0 | 0 | 0 | 0 | 0 | 0 | 0 | 0 | 0 | 6 |
| Team | | | | | | | 0 | 1 | 1 | 0 | | 0 | | 0 | | | | |
| **Totals** | | | | 8-16 | 2-6 | 3-4 | 2 | 7 | 9 | 7 | 2 | 21 | 3 | 3 | 2 | 3 | 0 | 6 |

| Shooting By Period | | | |
|---|---|---|---|
| 1st | FG% | 8-16 | 50.0% |
| | 3PT% | 2-6 | 33.3% |
| | FT% | 3-4 | 75% |
| GM | FG% | 8-16 | 50.0% |
| | 3PT% | 2-6 | 33.3% |
| | FT% | 3-4 | 75.0% |

Dead Ball Rebounds: 0, 0

**Major Fouls:** NONE

| | UNF | UCF |
|---|---|---|
| **Biggest lead** | 0 (1st 10:00) | 7 (1st 0:36) |
| **Best Scoring Run** | 4 (1st 6:43) | 6 (1st 8:26) |
| **Lead Changes** | 0 | |
| **Times Tied** | 1 | |
| **Time with Lead** | 00:00 | 09:04 |

| Points from | UNF | UCF |
|---|---|---|
| **Turnovers** | 3 | 6 |
| **Paint** | 8 | 12 |
| **Second Chance** | 0 | 2 |
| **Fast Breaks** | 0 | 0 |
| **Bench** | 7 | 2 |

| Period by Period Scoring | | | | | |
|---|---|---|---|---|---|
| | 1st | 2nd | 3rd | 4th | TOT |
| **UNF** | 15 | 28 | 6 | 15 | 64 |
| **UCF** | 21 | 23 | 17 | 21 | 82 |

Official Basketball Play by Play - 2nd Period

# North Florida at UCF

11/17/26 Addition Financial Arena, Orlando

2026-27 Women's Basketball

**Game Time:** 11:00 AM
**Game Duration:** 2:02
**Attendance:** 1,141

**Officials:** Kevin Pethtel, Doug Knight, Kenya Kirkland

## Period 2

**Period Starters:**

| | | | | | |
|---|---|---|---|---|---|
| **UCF** | 0 Roseby K | 3 Kpetikou C | 5 Jones C | 10 Blasigh V | 33 Chandler-Roberts M |
| **UNF** | 0 Cardwell J | 5 Mayberry M | 9 Ratliff B | 14 Knauff A | 30 McGill D |

| Game Time | UCF | Score | Diff | UNF |
|---|---|---|---|---|
| 10:00 | 24 GIBSON J substitution out | | | |
| 10:00 | 5 JONES C substitution in | | | |
| 10:00 | | | | 4 WALDON A substitution out |
| 10:00 | | | | 12 WINCHESTER B substitution out |
| 10:00 | | | | 20 BUZZETTI G substitution out |
| 10:00 | | | | 22 WASHINGTON A substitution out |
| 10:00 | | | | 23 BLATCHFORD E substitution out |
| 10:00 | | | | 0 CARDWELL J substitution in |
| 10:00 | | | | 5 MAYBERRY M substitution in |
| 10:00 | | | | 9 RATLIFF B substitution in |
| 10:00 | | | | 14 KNAUFF A substitution in |
| 10:00 | | | | 30 MCGILL D substitution in |
| 09:54 | 10 BLASIGH V 3pt FG fast break, jump shot made (6) | **24-15** | **9** | |
| 09:54 | 5 JONES C assist (1) | | | |
| 09:27 | | | | 9 RATLIFF B 2pt FG in the paint, layup blocked |
| 09:27 | 33 CHANDLER-ROBERTS M block (2) | | | |
| 09:27 | | | | offensive rebound (11) |
| 09:19 | 5 JONES C steal (2) | | | 30 MCGILL D turnover lost ball (1) |
| 09:16 | 5 JONES C 2pt FG fast break from turnover in the paint, layup made (6) | **26-15** | **11** | |
| 08:48 | 10 BLASIGH V steal (1) | | | 9 RATLIFF B turnover lost ball (1) |
| 08:40 | 5 JONES C 2pt FG fast break from turnover in the paint, layup made (8) | **28-15** | **13** | |
| 08:18 | jump ball situation | | | |
| 08:18 | | | | 0 CARDWELL J substitution out |
| 08:18 | | | | 5 MAYBERRY M substitution out |
| 08:18 | | | | 9 RATLIFF B substitution out |
| 08:18 | | | | 14 KNAUFF A substitution out |
| 08:18 | | | | 30 MCGILL D substitution out |
| 08:18 | | | | 1 STINSON J substitution in |
| 08:18 | | | | 2 MEAD B substitution in |
| 08:18 | | | | 4 WALDON A substitution in |
| 08:18 | | | | 12 WINCHESTER B substitution in |
| 08:18 | | | | 20 BUZZETTI G substitution in |
| 08:18 | 10 BLASIGH V steal (2) | | | 4 WALDON A turnover bad pass (3) |
| 08:03 | 5 JONES C 2pt FG from turnover outside the paint, jump shot missed | | | |
| 08:03 | | | | 2 MEAD B defensive rebound (1) |
| 07:59 | | | | 4 WALDON A 2pt FG in the paint, layup missed |
| 07:59 | | | | 1 STINSON J offensive rebound (2) |
| 07:52 | | **28-18** | **10** | 2 MEAD B 3pt FG second chance, jump shot made (3) |
| 07:52 | | | | 1 STINSON J assist (1) |
| 07:37 | 0 ROSEBY K 2pt FG in the paint, layup made (4) | **30-18** | **12** | |
| 07:37 | 0 ROSEBY K foul drawn (1) | | | 1 STINSON J foul shooting (1 - 1) |

Official Basketball Play by Play - 2nd Period

# North Florida at UCF

11/17/26 Addition Financial Arena, Orlando

2026-27 Women's Basketball

**Game Time:** 11:00 AM
**Game Duration:** 2:02
**Attendance:** 1,141

**Officials:** Kevin Pethtel, Doug Knight, Kenya Kirkland

| Game Time | UCF | Score | Diff | UNF |
|---|---|---|---|---|
| 07:37 | 0 ROSEBY K free throw 1 - 1 missed | | | |
| 07:37 | 33 CHANDLER-ROBERTS M offensive rebound (4) | | | |
| 07:36 | 3 KPETIKOU C substitution out | | | |
| 07:36 | 10 BLASIGH V substitution out | | | |
| 07:36 | 8 MCFADDEN N substitution in | | | |
| 07:36 | 24 GIBSON J substitution in | | | |
| 07:20 | 0 ROSEBY K 2pt FG second chance in the paint, layup missed | | | |
| 07:20 | 8 MCFADDEN N offensive rebound (2) | | | |
| 07:14 | turnover shot clock (4) | | | |
| 07:12 | 5 JONES C substitution out | | | |
| 07:12 | 10 BLASIGH V substitution in | | | |
| 07:00 | | | | 4 WALDON A 2pt FG from turnover in the paint, jump shot missed |
| 06:59 | | | | 20 BUZZETTI G offensive rebound (1) |
| 06:59 | | **30-21** | **9** | 1 STINSON J 3pt FG from turnover second chance, jump shot made (3) |
| 06:38 | 0 ROSEBY K 2pt FG in the paint, jump shot made (6) | **32-21** | **11** | |
| 06:18 | 8 MCFADDEN N foul drawn (1) | | | 20 BUZZETTI G foul offensive (1 - 2) |
| 06:18 | | | | 20 BUZZETTI G turnover offensive (2) |
| 06:00 | 33 CHANDLER-ROBERTS M 2pt FG from turnover in the paint, layup missed | | | |
| 06:00 | | | | 4 WALDON A defensive rebound (2) |
| 05:45 | | **32-24** | **8** | 2 MEAD B 3pt FG , jump shot made (6) |
| 05:26 | 0 ROSEBY K substitution out | | | |
| 05:26 | 5 JONES C substitution in | | | |
| 05:21 | 10 BLASIGH V 3pt FG , jump shot missed | | | |
| 05:21 | 24 GIBSON J offensive rebound (1) | | | |
| 05:21 | 24 GIBSON J 2pt FG second chance in the paint, layup made (2) | **34-24** | **10** | |
| 04:57 | | | | 4 WALDON A 2pt FG in the paint, layup blocked |
| 04:57 | 8 MCFADDEN N block (1) | | | |
| 04:57 | | | | offensive rebound (16) |
| 04:56 | | | | 4 WALDON A substitution out |
| 04:56 | | | | 22 WASHINGTON A substitution in |
| 04:49 | | | | 22 WASHINGTON A 3pt FG second chance, jump shot missed |
| 04:49 | | | | 12 WINCHESTER B offensive rebound (3) |
| 04:36 | | **34-26** | **8** | 12 WINCHESTER B 2pt FG second chance in the paint, layup made (2) |
| 04:36 | | | | 22 WASHINGTON A assist (2) |
| 04:27 | 33 CHANDLER-ROBERTS M turnover bad pass (2) | | | |
| 04:24 | | | | 20 BUZZETTI G substitution out |
| 04:24 | | | | 23 BLATCHFORD E substitution in |
| 04:02 | 8 MCFADDEN N foul shooting (2 - 1) | | | 23 BLATCHFORD E foul drawn (2) |
| 04:02 | | **34-27** | **7** | 23 BLATCHFORD E free throw 1 - 2 made (3) |
| 04:02 | | **34-28** | **6** | 23 BLATCHFORD E free throw 2 - 2 made (4) |
| 03:54 | 8 MCFADDEN N 2pt FG fast break in the paint, layup made (4) | **36-28** | **8** | |
| 03:40 | | | | 22 WASHINGTON A 2pt FG in the paint, layup missed |
| 03:40 | 5 JONES C defensive rebound (2) | | | |
| 03:33 | 10 BLASIGH V 3pt FG , jump shot missed | | | |
| 03:33 | | | | 1 STINSON J defensive rebound (3) |
| 03:22 | | **36-30** | **6** | 12 WINCHESTER B 2pt FG in the paint, layup made (4) |

Official Basketball Play by Play - 2nd Period

# North Florida at UCF

11/17/26 Addition Financial Arena, Orlando

2026-27 Women's Basketball

**Game Time:** 11:00 AM
**Game Duration:** 2:02
**Attendance:** 1,141

**Officials:** Kevin Pethtel, Doug Knight, Kenya Kirkland

| Game Time | UCF | Score | Diff | UNF |
|---|---|---|---|---|
| 03:22 | | | | 22 WASHINGTON A assist (3) |
| 03:19 | 8 MCFADDEN N substitution out | | | |
| 03:19 | 0 ROSEBY K substitution in | | | |
| 03:10 | 33 CHANDLER-ROBERTS M foul drawn (2) | | | 12 WINCHESTER B foul shooting (1 - 3) |
| 03:10 | 33 CHANDLER-ROBERTS M free throw 1 - 2 made (9) | **37-30** | **7** | |
| 03:10 | 33 CHANDLER-ROBERTS M free throw 2 - 2 made (10) | **38-30** | **8** | |
| 02:54 | | **38-33** | **5** | 2 MEAD B 3pt FG , jump shot made (9) |
| 02:54 | | | | 12 WINCHESTER B assist (2) |
| 02:33 | 33 CHANDLER-ROBERTS M 3pt FG , jump shot missed | | | |
| 02:33 | | | | 22 WASHINGTON A defensive rebound (3) |
| 02:25 | | | | 22 WASHINGTON A 2pt FG in the paint, layup missed |
| 02:25 | 24 GIBSON J defensive rebound (2) | | | |
| 02:10 | 0 ROSEBY K turnover lost ball (1) | | | 22 WASHINGTON A steal (1) |
| 02:03 | | | | 22 WASHINGTON A 3pt FG from turnover, jump shot missed |
| 02:03 | | | | 23 BLATCHFORD E offensive rebound (2) |
| 01:58 | | **38-36** | **2** | 2 MEAD B 3pt FG from turnover second chance, jump shot made (12) |
| 01:58 | | | | 23 BLATCHFORD E assist (1) |
| 01:25 | 5 JONES C 2pt FG in the paint, layup made (10) | **40-36** | **4** | |
| 00:57 | | **40-38** | **2** | 22 WASHINGTON A 2pt FG in the paint, layup made (5) |
| 00:44 | 5 JONES C 2pt FG in the paint, layup made (12) | **42-38** | **4** | |
| 00:44 | 5 JONES C foul drawn (2) | | | 23 BLATCHFORD E foul shooting (1 - 4) |
| 00:44 | 0 ROSEBY K substitution out | | | |
| 00:44 | 33 CHANDLER-ROBERTS M substitution out | | | |
| 00:44 | 8 MCFADDEN N substitution in | | | |
| 00:44 | 3 KPETIKOU C substitution in | | | |
| 00:44 | | | | 2 MEAD B substitution out |
| 00:44 | | | | 12 WINCHESTER B substitution out |
| 00:44 | | | | 4 WALDON A substitution in |
| 00:44 | | | | 9 RATLIFF B substitution in |
| 00:44 | 5 JONES C free throw 1 - 1 missed | | | |
| 00:44 | | | | 4 WALDON A defensive rebound (3) |
| 00:34 | | **42-41** | **1** | 1 STINSON J 3pt FG , jump shot made (6) |
| 00:34 | | | | 4 WALDON A assist (1) |
| 00:13 | 10 BLASIGH V 2pt FG in the paint, jump shot made (8) | **44-41** | **3** | |
| 00:10 | 24 GIBSON J foul personal (1 - 2) | | | 4 WALDON A foul drawn (3) |
| 00:05 | | **44-43** | **1** | 4 WALDON A 2pt FG fast break in the paint, layup made (5) |
| **END OF PERIOD** | | | | |
| **UCF 44-43 UNF** | | | | |

Official Basketball Box Score - 2nd Period

# North Florida at UCF

11/17/26 Addition Financial Arena, Orlando

2026-27 Women's Basketball

**Game Time:** 11:00 AM
**Game Duration:** 2:02
**Attendance:** 1,141

**Officials:** Kevin Pethtel, Doug Knight, Kenya Kirkland

## North Florida - 28

| NO. | Name | | Min | FG M-A | 3P M-A | FT M-A | Rebounds OR | DR | TOT | Fouls PF | FD | TP | AS | TO | ST | Blocks BS | BA | +/- |
|---|---|---|---|---|---|---|---|---|---|---|---|---|---|---|---|---|---|---|
| 9 | Belle Ratliff | F | 02:26 | 0-1 | 0-0 | 0-0 | 0 | 0 | 0 | 0 | 0 | 0 | 0 | 1 | 0 | 0 | 1 | -4 |
| 30 | Dezuray McGill | F | 01:42 | 0-0 | 0-0 | 0-0 | 0 | 0 | 0 | 0 | 0 | 0 | 0 | 1 | 0 | 0 | 0 | -7 |
| 1 | Jamisyn Stinson | G | 08:18 | 2-2 | 2-2 | 0-0 | 1 | 1 | 2 | 1 | 0 | 6 | 1 | 0 | 0 | 0 | 0 | 12 |
| 2 | Brianna Mead | G | 07:34 | 4-4 | 4-4 | 0-0 | 0 | 1 | 1 | 0 | 0 | 12 | 0 | 0 | 0 | 0 | 0 | 9 |
| 22 | Alexa Washington | G | 04:56 | 1-5 | 0-2 | 0-0 | 0 | 1 | 1 | 0 | 0 | 2 | 2 | 0 | 1 | 0 | 0 | 9 |
| 0 | Jamison Cardwell | | 01:42 | 0-0 | 0-0 | 0-0 | 0 | 0 | 0 | 0 | 0 | 0 | 0 | 0 | 0 | 0 | 0 | -7 |
| 5 | Mya Mayberry | | 01:42 | 0-0 | 0-0 | 0-0 | 0 | 0 | 0 | 0 | 0 | 0 | 0 | 0 | 0 | 0 | 0 | -7 |
| 14 | Abby Knauff | | 01:42 | 0-0 | 0-0 | 0-0 | 0 | 0 | 0 | 0 | 0 | 0 | 0 | 0 | 0 | 0 | 0 | -7 |
| 4 | Alonya Waldon | | 04:06 | 1-4 | 0-0 | 0-0 | 0 | 2 | 2 | 0 | 1 | 2 | 1 | 1 | 0 | 0 | 1 | 6 |
| 12 | Brooke Winchester | | 07:34 | 2-2 | 0-0 | 0-0 | 1 | 0 | 1 | 1 | 0 | 4 | 1 | 0 | 0 | 0 | 0 | 9 |
| 20 | Georgi Buzzetti | | 03:54 | 0-0 | 0-0 | 0-0 | 1 | 0 | 1 | 1 | 0 | 0 | 0 | 1 | 0 | 0 | 0 | 5 |
| 23 | Elle Blatchford | | 04:24 | 0-0 | 0-0 | 2-2 | 1 | 0 | 1 | 1 | 1 | 2 | 1 | 0 | 0 | 0 | 0 | 7 |
| Team | | | | | | | 2 | 0 | 2 | 0 | | 0 | | 0 | | | | |
| **Totals** | | | | 10-18 | 6-8 | 2-2 | 6 | 5 | 11 | 4 | 2 | 28 | 6 | 4 | 1 | 0 | 2 | 5 |

| Shooting By Period | | | |
|---|---|---|---|
| 2nd | FG% | 10-18 | 55.6% |
| | 3PT% | 6-8 | 75.0% |
| | FT% | 2-2 | 100% |
| GM | FG% | 10-18 | 55.6% |
| | 3PT% | 6-8 | 75.0% |
| | FT% | 2-2 | 100.0% |

Dead Ball Rebounds: 0, 0

**Major Fouls:** NONE

## UCF - 23

| NO. | Name | | Min | FG M-A | 3P M-A | FT M-A | Rebounds OR | DR | TOT | Fouls PF | FD | TP | AS | TO | ST | Blocks BS | BA | +/- |
|---|---|---|---|---|---|---|---|---|---|---|---|---|---|---|---|---|---|---|
| 3 | Candace Kpetikou | C | 03:08 | 0-0 | 0-0 | 0-0 | 0 | 0 | 0 | 0 | 0 | 0 | 0 | 0 | 0 | 0 | 0 | 3 |
| 33 | Mahogany Chandler-Roberts | C | 09:16 | 0-2 | 0-1 | 2-2 | 1 | 0 | 1 | 0 | 1 | 2 | 0 | 1 | 0 | 1 | 0 | -2 |
| 0 | Key Roseby | G | 07:09 | 2-3 | 0-0 | 0-1 | 0 | 0 | 0 | 0 | 1 | 4 | 0 | 1 | 0 | 0 | 0 | 0 |
| 5 | Caitlyn Jones | G | 08:14 | 4-5 | 0-0 | 0-1 | 0 | 1 | 1 | 0 | 1 | 8 | 1 | 0 | 1 | 0 | 0 | -1 |
| 10 | Vittoria Blasigh | G | 09:36 | 2-4 | 1-3 | 0-0 | 0 | 0 | 0 | 0 | 0 | 5 | 0 | 0 | 2 | 0 | 0 | -5 |
| 8 | Nyla McFadden | | 05:01 | 1-1 | 0-0 | 0-0 | 1 | 0 | 1 | 1 | 1 | 2 | 0 | 0 | 0 | 1 | 0 | -9 |
| 24 | Jasmynne Gibson | | 07:36 | 1-1 | 0-0 | 0-0 | 1 | 1 | 2 | 1 | 0 | 2 | 0 | 0 | 0 | 0 | 0 | -11 |
| Team | | | | | | | 0 | 0 | 0 | 0 | | 0 | | 1 | | | | |
| **Totals** | | | | 10-16 | 1-4 | 2-4 | 3 | 2 | 5 | 2 | 4 | 23 | 1 | 3 | 3 | 2 | 0 | -5 |

| Shooting By Period | | | |
|---|---|---|---|
| 2nd | FG% | 10-16 | 62.5% |
| | 3PT% | 1-4 | 25.0% |
| | FT% | 2-4 | 50% |
| GM | FG% | 10-16 | 62.5% |
| | 3PT% | 1-4 | 25.0% |
| | FT% | 2-4 | 50.0% |

Dead Ball Rebounds: 0, 0

**Major Fouls:** NONE

| | UNF | UCF |
|---|---|---|
| **Biggest lead** | 0 (1st 10:00) | 13 (2nd 8:40) |
| **Best Scoring Run** | 6 (2nd 1:58) | 7 (2nd 8:40) |
| **Lead Changes** | 0 | |
| **Times Tied** | 0 | |
| **Time with Lead** | 00:00 | 09:54 |

| Points from | UNF | UCF |
|---|---|---|
| **Turnovers** | 8 | 4 |
| **Paint** | 8 | 18 |
| **Second Chance** | 11 | 2 |
| **Fast Breaks** | 2 | 9 |
| **Bench** | 8 | 4 |

| Period by Period Scoring | | | | | |
|---|---|---|---|---|---|
| | 1st | 2nd | 3rd | 4th | TOT |
| **UNF** | 15 | 28 | 6 | 15 | 64 |
| **UCF** | 21 | 23 | 17 | 21 | 82 |

Official Basketball Box Score - First Half

# North Florida at UCF

11/17/26 Addition Financial Arena, Orlando

2026-27 Women's Basketball

**Game Time:** 11:00 AM
**Game Duration:** 2:02
**Attendance:** 1,141

**Officials:** Kevin Pethtel, Doug Knight, Kenya Kirkland

## North Florida - 43

| NO. | Name | | Min | FG M-A | 3P M-A | FT M-A | Rebounds OR | DR | TOT | Fouls PF | FD | TP | AS | TO | ST | Blocks BS | BA | +/- |
|---|---|---|---|---|---|---|---|---|---|---|---|---|---|---|---|---|---|---|
| 9 | Belle Ratliff | F | 06:09 | 1-3 | 0-0 | 0-2 | 0 | 1 | 1 | 1 | 1 | 2 | 0 | 1 | 0 | 0 | 2 | -6 |
| 30 | Dezuray McGill | F | 05:25 | 1-2 | 1-1 | 0-0 | 1 | 0 | 1 | 1 | 0 | 3 | 0 | 1 | 0 | 0 | 0 | -9 |
| 1 | Jamisyn Stinson | G | 12:58 | 2-3 | 2-3 | 0-0 | 1 | 2 | 3 | 1 | 0 | 6 | 1 | 1 | 0 | 0 | 0 | 10 |
| 2 | Brianna Mead | G | 09:14 | 4-5 | 4-4 | 0-0 | 0 | 1 | 1 | 0 | 0 | 12 | 0 | 0 | 1 | 0 | 0 | 3 |
| 22 | Alexa Washington | G | 14:56 | 2-8 | 1-4 | 0-0 | 0 | 3 | 3 | 0 | 1 | 5 | 3 | 0 | 1 | 0 | 1 | 3 |
| 4 | Alonya Waldon | | 12:26 | 2-7 | 0-0 | 1-2 | 0 | 3 | 3 | 0 | 3 | 5 | 1 | 3 | 0 | 0 | 2 | 6 |
| 12 | Brooke Winchester | | 13:51 | 2-2 | 0-0 | 0-0 | 1 | 2 | 3 | 1 | 1 | 4 | 2 | 1 | 0 | 0 | 0 | 5 |
| 20 | Georgi Buzzetti | | 10:11 | 1-1 | 0-0 | 0-0 | 1 | 0 | 1 | 1 | 0 | 2 | 0 | 2 | 0 | 0 | 0 | 1 |
| 23 | Elle Blatchford | | 09:44 | 1-1 | 0-0 | 2-2 | 2 | 0 | 2 | 1 | 2 | 4 | 1 | 0 | 0 | 0 | 0 | 3 |
| 0 | Jamison Cardwell | | 01:42 | 0-0 | 0-0 | 0-0 | 0 | 0 | 0 | 0 | 0 | 0 | 0 | 0 | 0 | 0 | 0 | -7 |
| 5 | Mya Mayberry | | 01:42 | 0-0 | 0-0 | 0-0 | 0 | 0 | 0 | 0 | 0 | 0 | 0 | 0 | 0 | 0 | 0 | -7 |
| 14 | Abby Knauff | | 01:42 | 0-0 | 0-0 | 0-0 | 0 | 0 | 0 | 0 | 0 | 0 | 0 | 0 | 0 | 0 | 0 | -7 |
| Team | | | | | | | 3 | 0 | 3 | 0 | | 0 | | 1 | | | | |
| **Totals** | | | | 16-32 | 8-12 | 3-6 | 9 | 12 | 21 | 7 | 8 | 43 | 8 | 10 | 2 | 0 | 5 | -1 |

| Shooting By Period | | | |
|---|---|---|---|
| 1st | FG% | 6-14 | 42.9% |
| | 3PT% | 2-4 | 50.0% |
| | FT% | 1-4 | 25% |
| 2nd | FG% | 10-18 | 55.6% |
| | 3PT% | 6-8 | 75.0% |
| | FT% | 2-2 | 100% |
| GM | FG% | 16-32 | 50.0% |
| | 3PT% | 8-12 | 66.7% |
| | FT% | 3-6 | 50.0% |

Dead Ball Rebounds: 1, 0

**Major Fouls:** NONE

## UCF - 44

| NO. | Name | | Min | FG M-A | 3P M-A | FT M-A | Rebounds OR | DR | TOT | Fouls PF | FD | TP | AS | TO | ST | Blocks BS | BA | +/- |
|---|---|---|---|---|---|---|---|---|---|---|---|---|---|---|---|---|---|---|
| 3 | Candace Kpetikou | C | 11:42 | 1-1 | 0-0 | 0-0 | 0 | 0 | 0 | 1 | 0 | 2 | 1 | 1 | 0 | 1 | 0 | 8 |
| 33 | Mahogany Chandler-Roberts | C | 18:56 | 3-8 | 1-3 | 3-4 | 3 | 1 | 4 | 1 | 2 | 10 | 1 | 2 | 0 | 2 | 0 | 4 |
| 0 | Key Roseby | G | 12:47 | 3-4 | 0-0 | 0-1 | 0 | 2 | 2 | 0 | 1 | 6 | 1 | 1 | 0 | 0 | 0 | 2 |
| 5 | Caitlyn Jones | G | 11:54 | 5-6 | 0-0 | 2-3 | 0 | 2 | 2 | 2 | 2 | 12 | 1 | 1 | 2 | 0 | 0 | -1 |
| 10 | Vittoria Blasigh | G | 19:36 | 3-7 | 2-6 | 0-0 | 0 | 1 | 1 | 1 | 0 | 8 | 0 | 0 | 2 | 1 | 0 | 1 |
| 8 | Nyla McFadden | | 10:49 | 2-5 | 0-1 | 0-0 | 1 | 1 | 2 | 2 | 1 | 4 | 0 | 0 | 1 | 1 | 0 | -4 |
| 24 | Jasmynne Gibson | | 14:16 | 1-1 | 0-0 | 0-0 | 1 | 1 | 2 | 1 | 0 | 2 | 0 | 0 | 0 | 0 | 0 | -5 |
| Team | | | | | | | 0 | 1 | 1 | 0 | | 0 | | 1 | | | | |
| **Totals** | | | | 18-32 | 3-10 | 5-8 | 5 | 9 | 14 | 9 | 6 | 44 | 4 | 6 | 5 | 5 | 0 | 1 |

| Shooting By Period | | | |
|---|---|---|---|
| 1st | FG% | 8-16 | 50.0% |
| | 3PT% | 2-6 | 33.3% |
| | FT% | 3-4 | 75% |
| 2nd | FG% | 10-16 | 62.5% |
| | 3PT% | 1-4 | 25.0% |
| | FT% | 2-4 | 50% |
| GM | FG% | 18-32 | 56.3% |
| | 3PT% | 3-10 | 30.0% |
| | FT% | 5-8 | 62.5% |

Dead Ball Rebounds: 0, 0

**Major Fouls:** NONE

| | UNF | UCF |
|---|---|---|
| **Biggest lead** | 0 (1st 10:00) | 13 (2nd 8:40) |
| **Best Scoring Run** | 6 (2nd 1:58) | 7 (2nd 8:40) |
| **Lead Changes** | 0 | |
| **Times Tied** | 1 | |
| **Time with Lead** | 00:00 | 19:04 |

| Points from | UNF | UCF |
|---|---|---|
| **Turnovers** | 11 | 10 |
| **Paint** | 16 | 30 |
| **Second Chance** | 11 | 4 |
| **Fast Breaks** | 2 | 9 |
| **Bench** | 15 | 6 |

| Period by Period Scoring | | | | | |
|---|---|---|---|---|---|
| | 1st | 2nd | 3rd | 4th | TOT |
| **UNF** | 15 | 28 | 6 | 15 | 64 |
| **UCF** | 21 | 23 | 17 | 21 | 82 |

Official Basketball Play by Play - 3rd Period

# North Florida at UCF

11/17/26 Addition Financial Arena, Orlando

2026-27 Women's Basketball

**Game Time:** 11:00 AM
**Game Duration:** 2:02
**Attendance:** 1,141

**Officials:** Kevin Pethtel, Doug Knight, Kenya Kirkland

## Period 3

**Period Starters:**

| | | | | | |
|---|---|---|---|---|---|
| **UCF** | 0 Roseby K | 3 Kpetikou C | 5 Jones C | 10 Blasigh V | 33 Chandler-Roberts M |
| **UNF** | 1 Stinson J | 2 Mead B | 9 Ratliff B | 22 Washington A | 30 McGill D |

| Game Time | UCF | Score | Diff | UNF |
|---|---|---|---|---|
| 10:00 | 24 GIBSON J substitution out | | | |
| 10:00 | 8 MCFADDEN N substitution out | | | |
| 10:00 | 0 ROSEBY K substitution in | | | |
| 10:00 | 33 CHANDLER-ROBERTS M substitution in | | | |
| 10:00 | | | | 23 BLATCHFORD E substitution out |
| 10:00 | | | | 4 WALDON A substitution out |
| 10:00 | | | | 2 MEAD B substitution in |
| 10:00 | | | | 30 MCGILL D substitution in |
| 09:45 | 3 KPETIKOU C 2pt FG in the paint, layup made (4) | **46-43** | **3** | |
| 09:45 | 5 JONES C assist (2) | | | |
| 09:27 | | | | 30 MCGILL D 2pt FG in the paint, layup missed |
| 09:23 | 0 ROSEBY K defensive rebound (3) | | | |
| 09:19 | 5 JONES C 2pt FG fast break in the paint, layup made (14) | **48-43** | **5** | |
| 09:06 | | | | 30 MCGILL D 3pt FG , jump shot missed |
| 09:03 | | | | 1 STINSON J offensive rebound (4) |
| 09:00 | | | | 9 RATLIFF B 3pt FG second chance, jump shot missed |
| 08:57 | 3 KPETIKOU C defensive rebound (1) | | | |
| 08:55 | 5 JONES C foul drawn (3) | | | 22 WASHINGTON A foul personal (1 - 1) |
| 08:55 | 0 ROSEBY K substitution out | | | |
| 08:55 | 8 MCFADDEN N substitution in | | | |
| 08:42 | 10 BLASIGH V 2pt FG outside the paint, jump shot missed | | | |
| 08:39 | 10 BLASIGH V offensive rebound (2) | | | |
| 08:33 | 33 CHANDLER-ROBERTS M 3pt FG second chance, jump shot made (13) | **51-43** | **8** | |
| 08:33 | 3 KPETIKOU C assist (2) | | | |
| 08:10 | | | | 30 MCGILL D 2pt FG in the paint, layup missed |
| 08:05 | 8 MCFADDEN N defensive rebound (3) | | | |
| 07:50 | 5 JONES C 2pt FG in the paint, layup missed | | | |
| 07:47 | | | | 30 MCGILL D defensive rebound (2) |
| 07:36 | | **51-46** | **5** | 1 STINSON J 3pt FG , jump shot made (9) |
| 07:13 | turnover (7) | | | |
| 07:05 | | | | 1 STINSON J 2pt FG from turnover in the paint, layup missed |
| 07:00 | 8 MCFADDEN N defensive rebound (4) | | | |
| 06:53 | 10 BLASIGH V substitution out | | | |
| 06:53 | 0 ROSEBY K substitution in | | | |
| 06:46 | 0 ROSEBY K 3pt FG , jump shot missed | | | |
| 06:44 | | | | 9 RATLIFF B defensive rebound (2) |
| 06:44 | jump ball situation | | | |
| 06:36 | 5 JONES C steal (3) | | | 22 WASHINGTON A turnover bad pass (1) |
| 06:36 | 5 JONES C foul drawn (4) | | | 2 MEAD B foul personal (1 - 2) |
| 06:36 | | | | 30 MCGILL D substitution out |
| 06:36 | | | | 12 WINCHESTER B substitution in |
| 06:17 | 0 ROSEBY K 2pt FG from turnover in the paint, layup made (8) | **53-46** | **7** | |

Official Basketball Play by Play - 3rd Period

# North Florida at UCF

11/17/26 Addition Financial Arena, Orlando

2026-27 Women's Basketball

**Game Time:** 11:00 AM
**Game Duration:** 2:02
**Attendance:** 1,141

**Officials:** Kevin Pethtel, Doug Knight, Kenya Kirkland

| Game Time | UCF | Score | Diff | UNF |
|---|---|---|---|---|
| 06:17 | 5 JONES C assist (3) | | | |
| 06:11 | 33 CHANDLER-ROBERTS M steal (1) | | | 1 STINSON J turnover lost ball (2) |
| 06:01 | 8 MCFADDEN N substitution out | | | |
| 06:01 | 10 BLASIGH V substitution in | | | |
| 06:01 | | | | 2 MEAD B substitution out |
| 06:01 | | | | 4 WALDON A substitution in |
| 05:43 | 3 KPETIKOU C 2pt FG from turnover in the paint, layup missed | | | |
| 05:41 | | | | 4 WALDON A defensive rebound (4) |
| 05:37 | | **53-49** | **4** | 1 STINSON J 3pt FG fast break, jump shot made (12) |
| 05:37 | | | | 22 WASHINGTON A assist (4) |
| 05:12 | 33 CHANDLER-ROBERTS M 2pt FG in the paint, layup missed | | | |
| 05:08 | | | | 9 RATLIFF B defensive rebound (3) |
| 04:55 | | | | 4 WALDON A 3pt FG , jump shot missed |
| 04:53 | 3 KPETIKOU C defensive rebound (2) | | | |
| 04:47 | 10 BLASIGH V 3pt FG , jump shot missed | | | |
| 04:45 | | | | 1 STINSON J defensive rebound (5) |
| 04:34 | | | | 9 RATLIFF B 3pt FG , jump shot missed |
| 04:31 | 3 KPETIKOU C defensive rebound (3) | | | |
| 04:25 | 33 CHANDLER-ROBERTS M 2pt FG in the paint, layup made (15) | **55-49** | **6** | |
| 04:25 | 5 JONES C assist (4) | | | |
| 04:24 | Timeout media | | | |
| 04:24 | | | | 1 STINSON J substitution out |
| 04:24 | | | | 9 RATLIFF B substitution out |
| 04:24 | | | | 20 BUZZETTI G substitution in |
| 04:24 | | | | 23 BLATCHFORD E substitution in |
| 04:17 | | | | 4 WALDON A turnover travel (4) |
| 04:17 | Timeout media | | | |
| 04:17 | | | | 4 WALDON A substitution out |
| 04:17 | | | | 5 MAYBERRY M substitution in |
| 04:07 | 3 KPETIKOU C 2pt FG from turnover in the paint, layup made (6) | **57-49** | **8** | |
| 04:07 | 10 BLASIGH V assist (1) | | | |
| 03:38 | 33 CHANDLER-ROBERTS M steal (2) | | | 20 BUZZETTI G turnover bad pass (3) |
| 03:23 | 10 BLASIGH V substitution out | | | |
| 03:23 | 8 MCFADDEN N substitution in | | | |
| 03:21 | 3 KPETIKOU C foul drawn (1) | | | 23 BLATCHFORD E foul personal (2 - 3) |
| 03:18 | 33 CHANDLER-ROBERTS M 2pt FG from turnover in the paint, layup missed | | | |
| 03:18 | 3 KPETIKOU C offensive rebound (4) | | | |
| 03:18 | jump ball situation | | | |
| 03:10 | 0 ROSEBY K 2pt FG second chance in the paint, layup made (10) | **59-49** | **10** | |
| 03:09 | 0 ROSEBY K foul drawn (2) | | | 22 WASHINGTON A foul shooting (2 - 4) |
| 03:09 | | | | 22 WASHINGTON A substitution out |
| 03:09 | | | | 0 CARDWELL J substitution in |
| 03:09 | 0 ROSEBY K free throw 1 - 1 made (11) | **60-49** | **11** | |
| 02:47 | | | | 20 BUZZETTI G 2pt FG outside the paint, jump shot missed |
| 02:44 | 33 CHANDLER-ROBERTS M defensive rebound (5) | | | |
| 02:29 | 33 CHANDLER-ROBERTS M 2pt FG in the paint, layup missed | | | |
| 02:26 | | | | 0 CARDWELL J defensive rebound (1) |

Official Basketball Play by Play - 3rd Period

# North Florida at UCF

11/17/26 Addition Financial Arena, Orlando

2026-27 Women's Basketball

**Game Time:** 11:00 AM
**Game Duration:** 2:02
**Attendance:** 1,141

**Officials:** Kevin Pethtel, Doug Knight, Kenya Kirkland

| Game Time | UCF | Score | Diff | UNF |
|---|---|---|---|---|
| 02:18 | | | | 5 MAYBERRY M 3pt FG , jump shot missed |
| 02:13 | 5 JONES C defensive rebound (3) | | | |
| 02:13 | jump ball situation | | | |
| 02:13 | 5 JONES C turnover lost ball (2) | | | 20 BUZZETTI G steal (1) |
| 02:13 | 0 ROSEBY K substitution out | | | |
| 02:13 | 33 CHANDLER-ROBERTS M substitution out | | | |
| 02:13 | 10 BLASIGH V substitution in | | | |
| 02:13 | 24 GIBSON J substitution in | | | |
| 02:00 | | | | 20 BUZZETTI G 2pt FG from turnover outside the paint, jump shot missed |
| 01:57 | 8 MCFADDEN N defensive rebound (5) | | | |
| 01:56 | 8 MCFADDEN N foul drawn (2) | | | 5 MAYBERRY M foul personal (1 - 5) |
| 01:56 | | | | 5 MAYBERRY M substitution out |
| 01:56 | | | | 20 BUZZETTI G substitution out |
| 01:56 | | | | 2 MEAD B substitution in |
| 01:56 | | | | 30 MCGILL D substitution in |
| 01:56 | 8 MCFADDEN N free throw 1 - 2 made (5) | **61-49** | **12** | |
| 01:56 | 8 MCFADDEN N free throw 2 - 2 missed | | | |
| 01:56 | 3 KPETIKOU C offensive rebound (5) | | | |
| 01:45 | 10 BLASIGH V 2pt FG second chance in the paint, jump shot missed | | | |
| 01:42 | | | | 0 CARDWELL J defensive rebound (2) |
| 01:33 | | | | 0 CARDWELL J 2pt FG in the paint, layup blocked |
| 01:33 | 3 KPETIKOU C block (2) | | | |
| 01:27 | | | | 2 MEAD B offensive rebound (2) |
| 01:27 | | | | 2 MEAD B 2pt FG second chance in the paint, layup missed |
| 01:26 | 10 BLASIGH V defensive rebound (3) | | | |
| 01:26 | jump ball situation | | | |
| 01:26 | 3 KPETIKOU C substitution out | | | |
| 01:26 | 33 CHANDLER-ROBERTS M substitution in | | | |
| 01:26 | | | | 23 BLATCHFORD E substitution out |
| 01:26 | | | | 1 STINSON J substitution in |
| 01:03 | 33 CHANDLER-ROBERTS M 3pt FG , jump shot missed | | | |
| 00:59 | | | | 30 MCGILL D defensive rebound (3) |
| 00:50 | | | | 2 MEAD B 2pt FG in the paint, layup missed |
| 00:46 | 33 CHANDLER-ROBERTS M defensive rebound (6) | | | |
| 00:41 | 5 JONES C 2pt FG in the paint, layup missed | | | |
| 00:36 | | | | 0 CARDWELL J defensive rebound (3) |
| 00:21 | | | | 2 MEAD B 2pt FG in the paint, layup missed |
| 00:19 | 33 CHANDLER-ROBERTS M defensive rebound (7) | | | |
| 00:03 | 5 JONES C 2pt FG in the paint, layup missed | | | |
| 00:00 | | | | 0 CARDWELL J defensive rebound (4) |
| **END OF PERIOD** | | | | |
| **UCF 61-49 UNF** | | | | |

Official Basketball Box Score - 3rd Period

# North Florida at UCF

11/17/26 Addition Financial Arena, Orlando

2026-27 Women's Basketball

**Game Time:** 11:00 AM
**Game Duration:** 2:02
**Attendance:** 1,141

**Officials:** Kevin Pethtel, Doug Knight, Kenya Kirkland

## North Florida - 6

| NO. | Name | | Min | FG M-A | 3P M-A | FT M-A | Rebounds OR | DR | TOT | Fouls PF | FD | TP | AS | TO | ST | Blocks BS | BA | +/- |
|---|---|---|---|---|---|---|---|---|---|---|---|---|---|---|---|---|---|---|
| 9 | Belle Ratliff | F | 05:36 | 0-2 | 0-2 | 0-0 | 0 | 2 | 2 | 0 | 0 | 0 | 0 | 0 | 0 | 0 | 0 | -5 |
| 30 | Dezuray McGill | F | 05:20 | 0-3 | 0-1 | 0-0 | 0 | 2 | 2 | 0 | 0 | 0 | 0 | 0 | 0 | 0 | 0 | -5 |
| 1 | Jamisyn Stinson | G | 07:02 | 2-3 | 2-2 | 0-0 | 1 | 1 | 2 | 0 | 0 | 6 | 0 | 1 | 0 | 0 | 0 | -5 |
| 2 | Brianna Mead | G | 05:55 | 0-3 | 0-0 | 0-0 | 1 | 0 | 1 | 1 | 0 | 0 | 0 | 0 | 0 | 0 | 0 | -7 |
| 22 | Alexa Washington | G | 06:51 | 0-0 | 0-0 | 0-0 | 0 | 0 | 0 | 2 | 0 | 0 | 1 | 1 | 0 | 0 | 0 | -9 |
| 12 | Brooke Winchester | | 06:36 | 0-0 | 0-0 | 0-0 | 0 | 0 | 0 | 0 | 0 | 0 | 0 | 0 | 0 | 0 | 0 | -7 |
| 4 | Alonya Waldon | | 01:44 | 0-1 | 0-1 | 0-0 | 0 | 1 | 1 | 0 | 0 | 0 | 0 | 1 | 0 | 0 | 0 | 1 |
| 20 | Georgi Buzzetti | | 02:28 | 0-2 | 0-0 | 0-0 | 0 | 0 | 0 | 0 | 0 | 0 | 0 | 1 | 1 | 0 | 0 | -5 |
| 23 | Elle Blatchford | | 02:58 | 0-0 | 0-0 | 0-0 | 0 | 0 | 0 | 1 | 0 | 0 | 0 | 0 | 0 | 0 | 0 | -6 |
| 5 | Mya Mayberry | | 02:21 | 0-1 | 0-1 | 0-0 | 0 | 0 | 0 | 1 | 0 | 0 | 0 | 0 | 0 | 0 | 0 | -5 |
| 0 | Jamison Cardwell | | 03:09 | 0-1 | 0-0 | 0-0 | 0 | 4 | 4 | 0 | 0 | 0 | 0 | 0 | 0 | 0 | 1 | -2 |
| Team | | | | | | | 0 | 0 | 0 | 0 | | 0 | | 0 | | | | |
| **Totals** | | | | 2-16 | 2-7 | 0-0 | 2 | 10 | 12 | 5 | 0 | 6 | 1 | 4 | 1 | 0 | 1 | -11 |

| Shooting By Period | | | |
|---|---|---|---|
| 3rd | FG% | 2-16 | 12.5% |
| | 3PT% | 2-7 | 28.6% |
| | FT% | 0-0 | 0% |
| GM | FG% | 2-16 | 12.5% |
| | 3PT% | 2-7 | 28.6% |
| | FT% | 0-0 | 0.0% |

Dead Ball Rebounds: 0, 0

**Major Fouls:** NONE

## UCF - 17

| NO. | Name | | Min | FG M-A | 3P M-A | FT M-A | Rebounds OR | DR | TOT | Fouls PF | FD | TP | AS | TO | ST | Blocks BS | BA | +/- |
|---|---|---|---|---|---|---|---|---|---|---|---|---|---|---|---|---|---|---|
| 3 | Candace Kpetikou | C | 08:34 | 2-3 | 0-0 | 0-0 | 2 | 3 | 5 | 0 | 1 | 4 | 1 | 0 | 0 | 1 | 0 | 11 |
| 33 | Mahogany Chandler-Roberts | C | 09:13 | 2-6 | 1-2 | 0-0 | 0 | 3 | 3 | 0 | 0 | 5 | 0 | 0 | 2 | 0 | 0 | 10 |
| 0 | Key Roseby | G | 05:45 | 2-3 | 0-1 | 1-1 | 0 | 1 | 1 | 0 | 1 | 5 | 0 | 0 | 0 | 0 | 0 | 10 |
| 5 | Caitlyn Jones | G | 10:00 | 1-4 | 0-0 | 0-0 | 0 | 1 | 1 | 0 | 2 | 2 | 3 | 1 | 1 | 0 | 0 | 11 |
| 10 | Vittoria Blasigh | G | 07:58 | 0-3 | 0-1 | 0-0 | 1 | 1 | 2 | 0 | 0 | 0 | 1 | 0 | 0 | 0 | 0 | 6 |
| 8 | Nyla McFadden | | 06:17 | 0-0 | 0-0 | 1-2 | 0 | 3 | 3 | 0 | 1 | 1 | 0 | 0 | 0 | 0 | 0 | 6 |
| 24 | Jasmynne Gibson | | 02:13 | 0-0 | 0-0 | 0-0 | 0 | 0 | 0 | 0 | 0 | 0 | 0 | 0 | 0 | 0 | 0 | 1 |
| Team | | | | | | | 0 | 0 | 0 | 0 | | 0 | | 1 | | | | |
| **Totals** | | | | 7-19 | 1-4 | 2-3 | 3 | 12 | 15 | 0 | 5 | 17 | 5 | 2 | 3 | 1 | 0 | 11 |

| Shooting By Period | | | |
|---|---|---|---|
| 3rd | FG% | 7-19 | 36.8% |
| | 3PT% | 1-4 | 25.0% |
| | FT% | 2-3 | 66.7% |
| GM | FG% | 7-19 | 36.8% |
| | 3PT% | 1-4 | 25.0% |
| | FT% | 2-3 | 66.7% |

Dead Ball Rebounds: 0, 0

**Major Fouls:** NONE

| | UNF | UCF |
|---|---|---|
| **Biggest lead** | 0 (1st 10:00) | 12 (3rd 1:56) |
| **Best Scoring Run** | 3 (3rd 7:36) | 8 (3rd 1:56) |
| **Lead Changes** | 0 | |
| **Times Tied** | 0 | |
| **Time with Lead** | 00:00 | 09:45 |

| Points from | UNF | UCF |
|---|---|---|
| **Turnovers** | 0 | 4 |
| **Paint** | 0 | 12 |
| **Second Chance** | 0 | 6 |
| **Fast Breaks** | 3 | 2 |
| **Bench** | 0 | 1 |

| Period by Period Scoring | 1st | 2nd | 3rd | 4th | TOT |
|---|---|---|---|---|---|
| **UNF** | 15 | 28 | 6 | 15 | 64 |
| **UCF** | 21 | 23 | 17 | 21 | 82 |

Official Basketball Play by Play - 4th Period

# North Florida at UCF

11/17/26 Addition Financial Arena, Orlando

2026-27 Women's Basketball

**Game Time:** 11:00 AM
**Game Duration:** 2:02
**Attendance:** 1,141

**Officials:** Kevin Pethtel, Doug Knight, Kenya Kirkland

## Period 4

**Period Starters:**

| | | | | | |
|---|---|---|---|---|---|
| **UCF** | 5 Jones C | 8 McFadden N | 10 Blasigh V | 24 Gibson J | 33 Chandler-Roberts M |
| **UNF** | 1 Stinson J | 4 Waldon A | 12 Winchester B | 14 Knauff A | 30 McGill D |

| Game Time | UCF | Score | Diff | UNF |
|---|---|---|---|---|
| 10:00 | | | | 0 CARDWELL J substitution out |
| 10:00 | | | | 2 MEAD B substitution out |
| 10:00 | | | | 4 WALDON A substitution in |
| 10:00 | | | | 14 KNAUFF A substitution in |
| 09:49 | | **61-51** | **10** | 30 MCGILL D 2pt FG outside the paint, jump shot made (5) |
| 09:23 | 8 MCFADDEN N 2pt FG in the paint, layup made (7) | **63-51** | **12** | |
| 09:04 | | | | 30 MCGILL D 2pt FG in the paint, jump shot missed |
| 09:02 | | | | 14 KNAUFF A offensive rebound (1) |
| 09:02 | 8 MCFADDEN N foul personal (3 - 1) | | | 14 KNAUFF A foul drawn (1) |
| 09:02 | 5 JONES C substitution out | | | |
| 09:02 | 24 GIBSON J substitution out | | | |
| 09:02 | 0 ROSEBY K substitution in | | | |
| 09:02 | 3 KPETIKOU C substitution in | | | |
| 08:43 | | | | 30 MCGILL D 2pt FG second chance in the paint, layup missed |
| 08:39 | 0 ROSEBY K defensive rebound (4) | | | |
| 08:29 | 3 KPETIKOU C foul drawn (2) | | | 12 WINCHESTER B foul shooting (2 - 1) |
| 08:29 | 3 KPETIKOU C free throw 1 - 2 missed | | | |
| 08:29 | offensive dead ball rebound (1) | | | |
| 08:29 | 3 KPETIKOU C free throw 2 - 2 made (7) | **64-51** | **13** | |
| 08:21 | | | | 12 WINCHESTER B 3pt FG , jump shot missed |
| 08:17 | 10 BLASIGH V defensive rebound (4) | | | |
| 08:12 | 0 ROSEBY K 3pt FG , jump shot made (14) | **67-51** | **16** | |
| 08:12 | 10 BLASIGH V assist (2) | | | |
| 07:54 | | | | 14 KNAUFF A 3pt FG , jump shot missed |
| 07:54 | | | | offensive rebound (35) |
| 07:54 | 0 ROSEBY K foul personal (1 - 2) | | | 30 MCGILL D foul drawn (1) |
| 07:54 | Timeout media | | | |
| 07:48 | | **67-53** | **14** | 14 KNAUFF A 2pt FG second chance in the paint, jump shot made (2) |
| 07:29 | 10 BLASIGH V 3pt FG , jump shot missed | | | |
| 07:26 | | | | 14 KNAUFF A defensive rebound (2) |
| 07:17 | | **67-55** | **12** | 30 MCGILL D 2pt FG in the paint, layup made (7) |
| 07:17 | | | | 12 WINCHESTER B assist (3) |
| 07:04 | 10 BLASIGH V 2pt FG in the paint, layup made (10) | **69-55** | **14** | |
| 06:50 | | | | 4 WALDON A 2pt FG in the paint, jump shot missed |
| 06:49 | | | | 14 KNAUFF A offensive rebound (3) |
| 06:49 | 10 BLASIGH V foul shooting (2 - 3) | | | 14 KNAUFF A foul drawn (2) |
| 06:49 | 0 ROSEBY K substitution out | | | |
| 06:49 | 5 JONES C substitution in | | | |
| 06:49 | | **69-56** | **13** | 14 KNAUFF A free throw 1 - 2 made (3) |
| 06:49 | | **69-57** | **12** | 14 KNAUFF A free throw 2 - 2 made (4) |
| 06:49 | | | | 4 WALDON A substitution out |
| 06:49 | | | | 22 WASHINGTON A substitution in |

Official Basketball Play by Play - 4th Period

# North Florida at UCF

11/17/26 Addition Financial Arena, Orlando

2026-27 Women's Basketball

**Game Time:** 11:00 AM
**Game Duration:** 2:02
**Attendance:** 1,141

**Officials:** Kevin Pethtel, Doug Knight, Kenya Kirkland

| Game Time | UCF | Score | Diff | UNF |
|---|---|---|---|---|
| 06:21 | 5 JONES C 2pt FG in the paint, layup missed | | | |
| 06:20 | 3 KPETIKOU C offensive rebound (6) | | | |
| 06:20 | jump ball situation | | | |
| 06:20 | 3 KPETIKOU C substitution out | | | |
| 06:20 | 24 GIBSON J substitution in | | | |
| 06:05 | 10 BLASIGH V turnover lost ball (1) | | | 1 STINSON J steal (1) |
| 06:05 | | | | 1 STINSON J turnover dribbling violation (3) |
| 05:42 | 10 BLASIGH V foul drawn (1) | | | 14 KNAUFF A foul personal (1 - 2) |
| 05:30 | 8 MCFADDEN N foul drawn (3) | | | 30 MCGILL D foul shooting (2 - 3) |
| 05:30 | | | | 14 KNAUFF A substitution out |
| 05:30 | | | | 23 BLATCHFORD E substitution in |
| 05:30 | 8 MCFADDEN N free throw 1 - 2 missed | | | |
| 05:30 | offensive dead ball rebound (2) | | | |
| 05:30 | 8 MCFADDEN N free throw 2 - 2 made (8) | **70-57** | **13** | |
| 05:06 | | | | 1 STINSON J 3pt FG , jump shot missed |
| 05:02 | 8 MCFADDEN N defensive rebound (6) | | | |
| 04:41 | 24 GIBSON J 2pt FG in the paint, layup made (4) | **72-57** | **15** | |
| 04:41 | 5 JONES C assist (5) | | | |
| 04:23 | | | | 22 WASHINGTON A 2pt FG in the paint, layup missed |
| 04:20 | 33 CHANDLER-ROBERTS M defensive rebound (8) | | | |
| 04:15 | 10 BLASIGH V 3pt FG , jump shot missed | | | |
| 04:11 | | | | 30 MCGILL D defensive rebound (4) |
| 04:08 | 10 BLASIGH V steal (3) | | | 22 WASHINGTON A turnover lost ball (2) |
| 04:04 | 10 BLASIGH V 2pt FG fast break from turnover in the paint, layup made (12) | **74-57** | **17** | |
| 03:49 | | | | 22 WASHINGTON A 3pt FG , jump shot missed |
| 03:46 | 8 MCFADDEN N defensive rebound (7) | | | |
| 03:42 | 10 BLASIGH V 2pt FG in the paint, layup missed | | | |
| 03:38 | | | | 23 BLATCHFORD E defensive rebound (3) |
| 03:25 | | **74-59** | **15** | 12 WINCHESTER B 2pt FG in the paint, layup made (6) |
| 03:06 | 5 JONES C 2pt FG in the paint, layup made (16) | **76-59** | **17** | |
| 03:03 | Timeout media | | | |
| 03:03 | | | | Timeout 30 Sec |
| 03:00 | 10 BLASIGH V substitution out | | | |
| 03:00 | 0 ROSEBY K substitution in | | | |
| 03:00 | | | | 22 WASHINGTON A substitution out |
| 03:00 | | | | 30 MCGILL D substitution out |
| 03:00 | | | | 2 MEAD B substitution in |
| 03:00 | | | | 9 RATLIFF B substitution in |
| 02:43 | | | | 1 STINSON J 2pt FG in the paint, layup missed |
| 02:39 | 5 JONES C defensive rebound (4) | | | |
| 02:38 | 8 MCFADDEN N 2pt FG fast break in the paint, layup made (10) | **78-59** | **19** | |
| 02:38 | 5 JONES C assist (6) | | | |
| 02:21 | | | | 1 STINSON J 3pt FG , jump shot missed |
| 02:18 | defensive rebound (37) | | | |
| 02:18 | 33 CHANDLER-ROBERTS M substitution out | | | |
| 02:18 | 1 BOYOMO KEEDI S substitution in | | | |
| 02:11 | 5 JONES C 2pt FG in the paint, layup missed | | | |
| 02:08 | | | | 9 RATLIFF B defensive rebound (4) |

Official Basketball Play by Play - 4th Period

# North Florida at UCF

11/17/26 Addition Financial Arena, Orlando

2026-27 Women's Basketball

**Game Time:** 11:00 AM
**Game Duration:** 2:02
**Attendance:** 1,141

**Officials:** Kevin Pethtel, Doug Knight, Kenya Kirkland

| Game Time | UCF | Score | Diff | UNF |
|---|---|---|---|---|
| 01:56 | 1 BOYOMO KEEDI S steal (1) | | | 12 WINCHESTER B turnover bad pass (2) |
| 01:51 | 8 MCFADDEN N turnover bad pass (1) | | | |
| 01:51 | | | | 1 STINSON J substitution out |
| 01:51 | | | | 5 MAYBERRY M substitution in |
| 01:39 | | **78-62** | **16** | 2 MEAD B 3pt FG from turnover, jump shot made (15) |
| 01:39 | | | | 5 MAYBERRY M assist (1) |
| 01:20 | 8 MCFADDEN N 2pt FG in the paint, jump shot missed | | | |
| 01:11 | | | | 9 RATLIFF B defensive rebound (5) |
| 01:11 | 8 MCFADDEN N substitution out | | | |
| 01:11 | 10 BLASIGH V substitution in | | | |
| 01:11 | | | | 23 BLATCHFORD E substitution out |
| 01:11 | | | | 14 KNAUFF A substitution in |
| 01:05 | | | | 2 MEAD B 3pt FG , jump shot missed |
| 01:02 | 0 ROSEBY K defensive rebound (5) | | | |
| 00:58 | 24 GIBSON J 2pt FG fast break in the paint, layup made (6) | **80-62** | **18** | |
| 00:58 | 0 ROSEBY K assist (2) | | | |
| 00:52 | | | | 12 WINCHESTER B 2pt FG outside the paint, jump shot blocked |
| 00:52 | 24 GIBSON J block (1) | | | |
| 00:46 | 5 JONES C defensive rebound (5) | | | |
| 00:40 | 1 BOYOMO KEEDI S 2pt FG in the paint, layup made (2) | **82-62** | **20** | |
| 00:23 | | | | 2 MEAD B 2pt FG in the paint, layup missed |
| 00:19 | 1 BOYOMO KEEDI S defensive rebound (1) | | | |
| 00:15 | 5 JONES C turnover lost ball (3) | | | 5 MAYBERRY M steal (1) |
| 00:14 | | | | 2 MEAD B substitution out |
| 00:14 | | | | 4 WALDON A substitution in |
| 00:03 | | **82-64** | **18** | 14 KNAUFF A 2pt FG from turnover in the paint, layup made (6) |
| 00:03 | | | | 4 WALDON A assist (2) |
| **END OF GAME** | | | | |
| **UCF 82-64 UNF** | | | | |

Official Basketball Box Score - 4th Period

# North Florida at UCF

11/17/26 Addition Financial Arena, Orlando

2026-27 Women's Basketball

**Game Time:** 11:00 AM
**Game Duration:** 2:02
**Attendance:** 1,141

**Officials:** Kevin Pethtel, Doug Knight, Kenya Kirkland

## North Florida - 15

| NO. | Name | | Min | FG M-A | 3P M-A | FT M-A | Rebounds OR | DR | TOT | Fouls PF | FD | TP | AS | TO | ST | Blocks BS | BA | +/- |
|---|---|---|---|---|---|---|---|---|---|---|---|---|---|---|---|---|---|---|
| 9 | Belle Ratliff | F | 03:00 | 0-0 | 0-0 | 0-0 | 0 | 2 | 2 | 0 | 0 | 0 | 0 | 0 | 0 | 0 | 0 | -1 |
| 30 | Dezuray McGill | F | 07:00 | 2-4 | 0-0 | 0-0 | 0 | 1 | 1 | 1 | 1 | 4 | 0 | 0 | 0 | 0 | 0 | -5 |
| 1 | Jamisyn Stinson | G | 08:09 | 0-3 | 0-2 | 0-0 | 0 | 0 | 0 | 0 | 0 | 0 | 0 | 1 | 1 | 0 | 0 | -7 |
| 2 | Brianna Mead | G | 02:45 | 1-3 | 1-2 | 0-0 | 0 | 0 | 0 | 0 | 0 | 3 | 0 | 0 | 0 | 0 | 0 | -3 |
| 22 | Alexa Washington | G | 03:49 | 0-2 | 0-1 | 0-0 | 0 | 0 | 0 | 0 | 0 | 0 | 0 | 1 | 0 | 0 | 0 | -5 |
| 0 | Jamison Cardwell | | 00:00 | 0-0 | 0-0 | 0-0 | 0 | 0 | 0 | 0 | 0 | 0 | 0 | 0 | 0 | 0 | 0 | 0 |
| 12 | Brooke Winchester | | 10:00 | 1-3 | 0-1 | 0-0 | 0 | 0 | 0 | 1 | 0 | 2 | 1 | 1 | 0 | 0 | 1 | -6 |
| 4 | Alonya Waldon | | 03:26 | 0-1 | 0-0 | 0-0 | 0 | 0 | 0 | 0 | 0 | 0 | 1 | 0 | 0 | 0 | 0 | 2 |
| 14 | Abby Knauff | | 05:41 | 2-3 | 0-1 | 2-2 | 2 | 1 | 3 | 1 | 2 | 6 | 0 | 0 | 0 | 0 | 0 | -2 |
| 23 | Elle Blatchford | | 04:19 | 0-0 | 0-0 | 0-0 | 0 | 1 | 1 | 0 | 0 | 0 | 0 | 0 | 0 | 0 | 0 | -4 |
| 5 | Mya Mayberry | | 01:51 | 0-0 | 0-0 | 0-0 | 0 | 0 | 0 | 0 | 0 | 0 | 1 | 0 | 1 | 0 | 0 | 1 |
| Team | | | | | | | 1 | 0 | 1 | 0 | | 0 | | 0 | | | | |
| **Totals** | | | | 6-19 | 1-7 | 2-2 | 3 | 5 | 8 | 3 | 3 | 15 | 3 | 3 | 2 | 0 | 1 | -6 |

| Shooting By Period | | | |
|---|---|---|---|
| 4th | FG% | 6-19 | 31.6% |
| | 3PT% | 1-7 | 14.3% |
| | FT% | 2-2 | 100% |
| GM | FG% | 6-19 | 31.6% |
| | 3PT% | 1-7 | 14.3% |
| | FT% | 2-2 | 100.0% |

Dead Ball Rebounds: 0, 0

**Major Fouls:** NONE

## UCF - 21

| NO. | Name | | Min | FG M-A | 3P M-A | FT M-A | Rebounds OR | DR | TOT | Fouls PF | FD | TP | AS | TO | ST | Blocks BS | BA | +/- |
|---|---|---|---|---|---|---|---|---|---|---|---|---|---|---|---|---|---|---|
| 3 | Candace Kpetikou | C | 02:42 | 0-0 | 0-0 | 1-2 | 1 | 0 | 1 | 0 | 1 | 1 | 0 | 0 | 0 | 0 | 0 | 0 |
| 33 | Mahogany Chandler-Roberts | C | 07:42 | 0-0 | 0-0 | 0-0 | 0 | 1 | 1 | 0 | 0 | 0 | 0 | 0 | 0 | 0 | 0 | 7 |
| 0 | Key Roseby | G | 05:13 | 1-1 | 1-1 | 0-0 | 0 | 2 | 2 | 1 | 0 | 3 | 1 | 0 | 0 | 0 | 0 | 3 |
| 5 | Caitlyn Jones | G | 07:47 | 1-3 | 0-0 | 0-0 | 0 | 2 | 2 | 0 | 0 | 2 | 2 | 1 | 0 | 0 | 0 | 4 |
| 10 | Vittoria Blasigh | G | 08:11 | 2-5 | 0-2 | 0-0 | 0 | 1 | 1 | 1 | 1 | 4 | 1 | 1 | 1 | 0 | 0 | 7 |
| 8 | Nyla McFadden | | 08:49 | 2-3 | 0-0 | 1-2 | 0 | 2 | 2 | 1 | 1 | 5 | 0 | 1 | 0 | 0 | 0 | 4 |
| 24 | Jasmynne Gibson | | 07:18 | 2-2 | 0-0 | 0-0 | 0 | 0 | 0 | 0 | 0 | 4 | 0 | 0 | 0 | 1 | 0 | 6 |
| 1 | Salomé Boyomo Keedi | | 02:18 | 1-1 | 0-0 | 0-0 | 0 | 1 | 1 | 0 | 0 | 2 | 0 | 0 | 1 | 0 | 0 | -1 |
| Team | | | | | | | 0 | 1 | 1 | 0 | | 0 | | 0 | | | | |
| **Totals** | | | | 9-15 | 1-3 | 2-4 | 1 | 10 | 11 | 3 | 3 | 21 | 4 | 3 | 2 | 1 | 0 | 6 |

| Shooting By Period | | | |
|---|---|---|---|
| 4th | FG% | 9-15 | 60.0% |
| | 3PT% | 1-3 | 33.3% |
| | FT% | 2-4 | 50% |
| GM | FG% | 9-15 | 60.0% |
| | 3PT% | 1-3 | 33.3% |
| | FT% | 2-4 | 50.0% |

Dead Ball Rebounds: 2, 0

**Major Fouls:** NONE

| | UNF | UCF |
|---|---|---|
| **Biggest lead** | 0 (1st 10:00) | 20 (4th 0:40) |
| **Best Scoring Run** | 4 (4th 7:17) | 6 (4th 8:12) |
| **Lead Changes** | 0 | |
| **Times Tied** | 0 | |
| **Time with Lead** | 00:00 | 09:49 |

| Points from | UNF | UCF |
|---|---|---|
| **Turnovers** | 5 | 3 |
| **Paint** | 8 | 16 |
| **Second Chance** | 4 | 0 |
| **Fast Breaks** | 0 | 6 |
| **Bench** | 8 | 11 |

| Period by Period Scoring | | | | | |
|---|---|---|---|---|---|
| | 1st | 2nd | 3rd | 4th | TOT |
| **UNF** | 15 | 28 | 6 | 15 | 64 |
| **UCF** | 21 | 23 | 17 | 21 | 82 |

Official Basketball Box Score - Second Half

# North Florida at UCF

11/17/26 Addition Financial Arena, Orlando

2026-27 Women's Basketball

**Game Time:** 11:00 AM
**Game Duration:** 2:02
**Attendance:** 1,141

**Officials:** Kevin Pethtel, Doug Knight, Kenya Kirkland

## North Florida - 21

| NO. | Name | | Min | FG M-A | 3P M-A | FT M-A | Rebounds OR | DR | TOT | Fouls PF | FD | TP | AS | TO | ST | Blocks BS | BA | +/- |
|---|---|---|---|---|---|---|---|---|---|---|---|---|---|---|---|---|---|---|
| 9 | Belle Ratliff | F | 08:36 | 0-2 | 0-2 | 0-0 | 0 | 4 | 4 | 0 | 0 | 0 | 0 | 0 | 0 | 0 | 0 | -6 |
| 30 | Dezuray McGill | F | 12:20 | 2-7 | 0-1 | 0-0 | 0 | 3 | 3 | 1 | 1 | 4 | 0 | 0 | 0 | 0 | 0 | -10 |
| 1 | Jamisyn Stinson | G | 15:11 | 2-6 | 2-4 | 0-0 | 1 | 1 | 2 | 0 | 0 | 6 | 0 | 2 | 1 | 0 | 0 | -12 |
| 2 | Brianna Mead | G | 08:40 | 1-6 | 1-2 | 0-0 | 1 | 0 | 1 | 1 | 0 | 3 | 0 | 0 | 0 | 0 | 0 | -10 |
| 22 | Alexa Washington | G | 10:40 | 0-2 | 0-1 | 0-0 | 0 | 0 | 0 | 2 | 0 | 0 | 1 | 2 | 0 | 0 | 0 | -14 |
| 12 | Brooke Winchester | | 16:36 | 1-3 | 0-1 | 0-0 | 0 | 0 | 0 | 1 | 0 | 2 | 1 | 1 | 0 | 0 | 1 | -13 |
| 4 | Alonya Waldon | | 05:10 | 0-2 | 0-1 | 0-0 | 0 | 1 | 1 | 0 | 0 | 0 | 1 | 1 | 0 | 0 | 0 | 3 |
| 20 | Georgi Buzzetti | | 02:28 | 0-2 | 0-0 | 0-0 | 0 | 0 | 0 | 0 | 0 | 0 | 0 | 1 | 1 | 0 | 0 | -5 |
| 23 | Elle Blatchford | | 07:17 | 0-0 | 0-0 | 0-0 | 0 | 1 | 1 | 1 | 0 | 0 | 0 | 0 | 0 | 0 | 0 | -10 |
| 5 | Mya Mayberry | | 04:12 | 0-1 | 0-1 | 0-0 | 0 | 0 | 0 | 1 | 0 | 0 | 1 | 0 | 1 | 0 | 0 | -4 |
| 0 | Jamison Cardwell | | 03:09 | 0-1 | 0-0 | 0-0 | 0 | 4 | 4 | 0 | 0 | 0 | 0 | 0 | 0 | 0 | 1 | -2 |
| 14 | Abby Knauff | | 05:41 | 2-3 | 0-1 | 2-2 | 2 | 1 | 3 | 1 | 2 | 6 | 0 | 0 | 0 | 0 | 0 | -2 |
| Team | | | | | | | 1 | 0 | 1 | 0 | | 0 | | 0 | | | | |
| **Totals** | | | | 8-35 | 3-14 | 2-2 | 5 | 15 | 20 | 8 | 3 | 21 | 4 | 7 | 3 | 0 | 2 | -17 |

| Shooting By Period | | | |
|---|---|---|---|
| 3rd | FG% | 2-16 | 12.5% |
| | 3PT% | 2-7 | 28.6% |
| | FT% | 0-0 | 0% |
| 4th | FG% | 6-19 | 31.6% |
| | 3PT% | 1-7 | 14.3% |
| | FT% | 2-2 | 100% |
| GM | FG% | 8-35 | 22.9% |
| | 3PT% | 3-14 | 21.4% |
| | FT% | 2-2 | 100.0% |

Dead Ball Rebounds: 0, 0

**Major Fouls:** NONE

## UCF - 38

| NO. | Name | | Min | FG M-A | 3P M-A | FT M-A | Rebounds OR | DR | TOT | Fouls PF | FD | TP | AS | TO | ST | Blocks BS | BA | +/- |
|---|---|---|---|---|---|---|---|---|---|---|---|---|---|---|---|---|---|---|
| 3 | Candace Kpetikou | C | 11:16 | 2-3 | 0-0 | 1-2 | 3 | 3 | 6 | 0 | 2 | 5 | 1 | 0 | 0 | 1 | 0 | 11 |
| 33 | Mahogany Chandler-Roberts | C | 16:55 | 2-6 | 1-2 | 0-0 | 0 | 4 | 4 | 0 | 0 | 5 | 0 | 0 | 2 | 0 | 0 | 17 |
| 0 | Key Roseby | G | 10:58 | 3-4 | 1-2 | 1-1 | 0 | 3 | 3 | 1 | 1 | 8 | 1 | 0 | 0 | 0 | 0 | 13 |
| 5 | Caitlyn Jones | G | 17:47 | 2-7 | 0-0 | 0-0 | 0 | 3 | 3 | 0 | 2 | 4 | 5 | 2 | 1 | 0 | 0 | 15 |
| 10 | Vittoria Blasigh | G | 16:09 | 2-8 | 0-3 | 0-0 | 1 | 2 | 3 | 1 | 1 | 4 | 2 | 1 | 1 | 0 | 0 | 13 |
| 8 | Nyla McFadden | | 15:06 | 2-3 | 0-0 | 2-4 | 0 | 5 | 5 | 1 | 2 | 6 | 0 | 1 | 0 | 0 | 0 | 10 |
| 24 | Jasmynne Gibson | | 09:31 | 2-2 | 0-0 | 0-0 | 0 | 0 | 0 | 0 | 0 | 4 | 0 | 0 | 0 | 1 | 0 | 7 |
| 1 | Salomé Boyomo Keedi | | 02:18 | 1-1 | 0-0 | 0-0 | 0 | 1 | 1 | 0 | 0 | 2 | 0 | 0 | 1 | 0 | 0 | -1 |
| Team | | | | | | | 0 | 1 | 1 | 0 | | 0 | | 1 | | | | |
| **Totals** | | | | 16-34 | 2-7 | 4-7 | 4 | 22 | 26 | 3 | 8 | 38 | 9 | 5 | 5 | 2 | 0 | 17 |

| Shooting By Period | | | |
|---|---|---|---|
| 3rd | FG% | 7-19 | 36.8% |
| | 3PT% | 1-4 | 25.0% |
| | FT% | 2-3 | 66.7% |
| 4th | FG% | 9-15 | 60.0% |
| | 3PT% | 1-3 | 33.3% |
| | FT% | 2-4 | 50% |
| GM | FG% | 16-34 | 47.1% |
| | 3PT% | 2-7 | 28.6% |
| | FT% | 4-7 | 57.1% |

Dead Ball Rebounds: 2, 0

**Major Fouls:** NONE

| | UNF | UCF |
|---|---|---|
| **Biggest lead** | 0 (1st 10:00) | 20 (4th 0:40) |
| **Best Scoring Run** | 4 (4th 7:17) | 8 (3rd 1:56) |
| **Lead Changes** | 0 | |
| **Times Tied** | 0 | |
| **Time with Lead** | 00:00 | 19:45 |

| Points from | UNF | UCF |
|---|---|---|
| **Turnovers** | 5 | 7 |
| **Paint** | 8 | 28 |
| **Second Chance** | 4 | 6 |
| **Fast Breaks** | 3 | 8 |
| **Bench** | 8 | 12 |

| Period by Period Scoring | | | | | |
|---|---|---|---|---|---|
| | 1st | 2nd | 3rd | 4th | TOT |
| **UNF** | 15 | 28 | 6 | 15 | 64 |
| **UCF** | 21 | 23 | 17 | 21 | 82 |

LIVESTATS BY GENIUS SPORTS

Official Basketball Shot Areas - Final

# North Florida at UCF

11/17/26 Addition Financial Arena, Orlando

2026-27 Women's Basketball

**Game Time:** 11:00 AM
**Game Duration:** 2:02
**Attendance:** 1,141

**Officials:** Kevin Pethtel, Doug Knight, Kenya Kirkland

Players => All; FG Types => All ; Results => All ;

## UCF

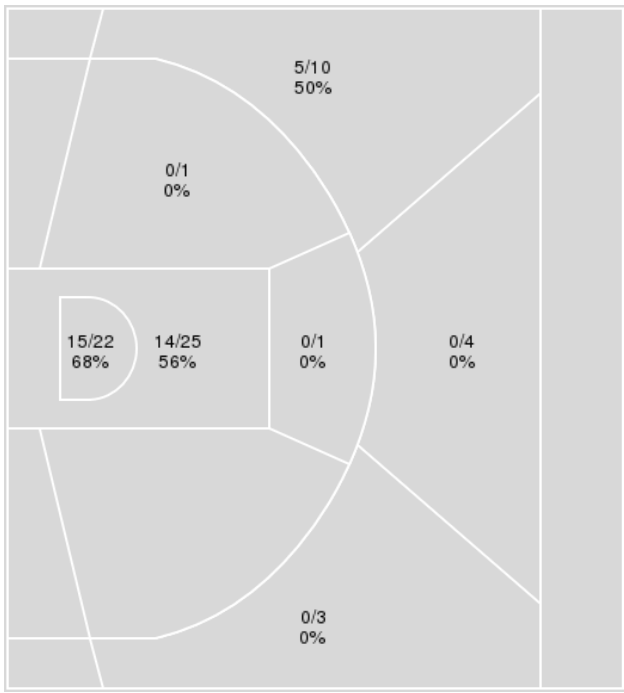


| UCF | M/A | % |
|---|---|---|
| Field Goals | 34/66 | 52 |
| 2 Points | 29/49 | 59 |
| 3 Points | 5/17 | 29 |
| Free Throws | 9/15 | 60 |

Players => All; FG Types => All ; Results => All ;

## North Florida

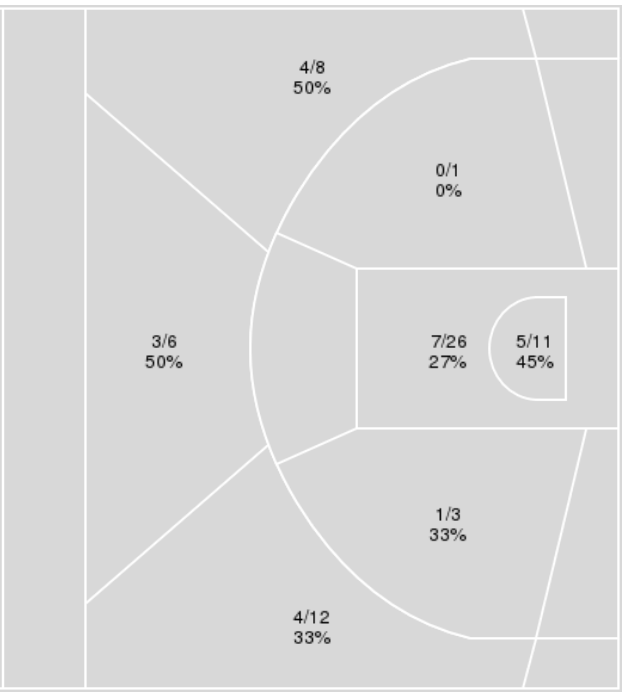


| North Florida | M/A | % |
|---|---|---|
| Field Goals | 24/67 | 36 |
| 2 Points | 13/41 | 32 |
| 3 Points | 11/26 | 42 |
| Free Throws | 5/8 | 62 |

Official Basketball Player Plus/Minus Summary - Final

# North Florida at UCF

11/17/26 Addition Financial Arena, Orlando

2026-27 Women's Basketball

**Game Time:** 11:00 AM
**Game Duration:** 2:02
**Attendance:** 1,141

**Officials:** Kevin Pethtel, Doug Knight, Kenya Kirkland

## North Florida

| No | Name | Mins | | Score | | Points Diff | | Points per Min | | Assists | | Rebounds | | Steals | | Turnovers | |
|---|---|---|---|---|---|---|---|---|---|---|---|---|---|---|---|---|---|
| | | On | Off | On | Off | On | Off | On | Off | On | Off | On | Off | On | Off | On | Off |
| 0 | Jamison Cardwell | 04:51 | 35:09 | 0-9 | 64-73 | -9 | -9 | 0.00 | 1.82 | 0 | 12 | 7 | 34 | 1 | 4 | 2 | 15 |
| 1 | Jamisyn Stinson | 28:09 | 11:51 | 51-53 | 13-29 | -2 | -16 | 1.81 | 1.10 | 9 | 3 | 31 | 10 | 3 | 2 | 10 | 7 |
| 2 | Brianna Mead | 17:54 | 22:06 | 29-36 | 35-46 | -7 | -11 | 1.62 | 1.58 | 6 | 6 | 19 | 22 | 3 | 2 | 6 | 11 |
| 4 | Alonya Waldon | 17:36 | 22:24 | 42-33 | 22-49 | 9 | -27 | 2.39 | 0.98 | 7 | 5 | 23 | 18 | 0 | 5 | 8 | 9 |
| 5 | Mya Mayberry | 05:54 | 34:06 | 5-16 | 59-66 | -11 | -7 | 0.85 | 1.73 | 2 | 10 | 3 | 38 | 2 | 3 | 3 | 14 |
| 9 | Belle Ratliff | 14:45 | 25:15 | 23-35 | 41-47 | -12 | -6 | 1.56 | 1.62 | 5 | 7 | 13 | 28 | 2 | 3 | 7 | 10 |
| 12 | Brooke Winchester | 30:27 | 09:33 | 49-57 | 15-25 | -8 | -10 | 1.61 | 1.57 | 10 | 2 | 33 | 8 | 4 | 1 | 12 | 5 |
| 14 | Abby Knauff | 07:23 | 32:37 | 10-19 | 54-63 | -9 | -9 | 1.35 | 1.66 | 2 | 10 | 5 | 36 | 2 | 3 | 3 | 14 |
| 20 | Georgi Buzzetti | 12:39 | 27:21 | 19-23 | 45-59 | -4 | -14 | 1.50 | 1.65 | 3 | 9 | 14 | 27 | 1 | 4 | 8 | 9 |
| 22 | Alexa Washington | 25:36 | 14:24 | 42-53 | 22-29 | -11 | -7 | 1.64 | 1.53 | 8 | 4 | 23 | 18 | 3 | 2 | 12 | 5 |
| 23 | Elle Blatchford | 17:01 | 22:59 | 30-37 | 34-45 | -7 | -11 | 1.76 | 1.48 | 6 | 6 | 16 | 25 | 2 | 3 | 7 | 10 |
| 30 | Dezuray McGill | 17:45 | 22:15 | 20-39 | 44-43 | -19 | 1 | 1.13 | 1.98 | 2 | 10 | 18 | 23 | 2 | 3 | 7 | 10 |

## UCF

| No | Name | Mins | | Score | | Points Diff | | Points per Min | | Assists | | Rebounds | | Steals | | Turnovers | |
|---|---|---|---|---|---|---|---|---|---|---|---|---|---|---|---|---|---|
| | | On | Off | On | Off | On | Off | On | Off | On | Off | On | Off | On | Off | On | Off |
| 0 | Key Roseby | 23:45 | 16:15 | 56-41 | 26-23 | 15 | 3 | 2.36 | 1.60 | 10 | 3 | 22 | 18 | 8 | 2 | 8 | 3 |
| 1 | Salomé Boyomo Keedi | 02:18 | 37:42 | 4-5 | 78-59 | -1 | 19 | 1.74 | 2.07 | 1 | 12 | 3 | 37 | 1 | 9 | 2 | 9 |
| 3 | Candace Kpetikou | 22:58 | 17:02 | 50-31 | 32-33 | 19 | -1 | 2.18 | 1.88 | 9 | 4 | 26 | 14 | 8 | 2 | 5 | 6 |
| 5 | Caitlyn Jones | 29:41 | 10:19 | 60-46 | 22-18 | 14 | 4 | 2.02 | 2.13 | 9 | 4 | 33 | 7 | 9 | 1 | 11 | 0 |
| 8 | Nyla McFadden | 25:55 | 14:05 | 46-40 | 36-24 | 6 | 12 | 1.77 | 2.56 | 7 | 6 | 26 | 14 | 5 | 5 | 6 | 5 |
| 10 | Vittoria Blasigh | 35:45 | 04:15 | 75-61 | 7-3 | 14 | 4 | 2.10 | 1.65 | 11 | 2 | 34 | 6 | 7 | 3 | 8 | 3 |
| 24 | Jasmynne Gibson | 23:47 | 16:13 | 44-42 | 38-22 | 2 | 16 | 1.85 | 2.34 | 6 | 7 | 22 | 18 | 3 | 7 | 6 | 5 |
| 33 | Mahogany Chandler-Roberts | 35:51 | 04:09 | 75-54 | 7-10 | 21 | -3 | 2.09 | 1.69 | 12 | 1 | 34 | 6 | 9 | 1 | 9 | 2 |

Official Basketball Shot Chart - Final

# North Florida at UCF

11/17/26 Addition Financial Arena, Orlando

2026-27 Women's Basketball

**Game Time:** 11:00 AM
**Game Duration:** 2:02
**Attendance:** 1,141

**Officials:** Kevin Pethtel, Doug Knight, Kenya Kirkland

Players => All ; FG Types => All ; Results => All ;

## North Florida

### All Field Goals

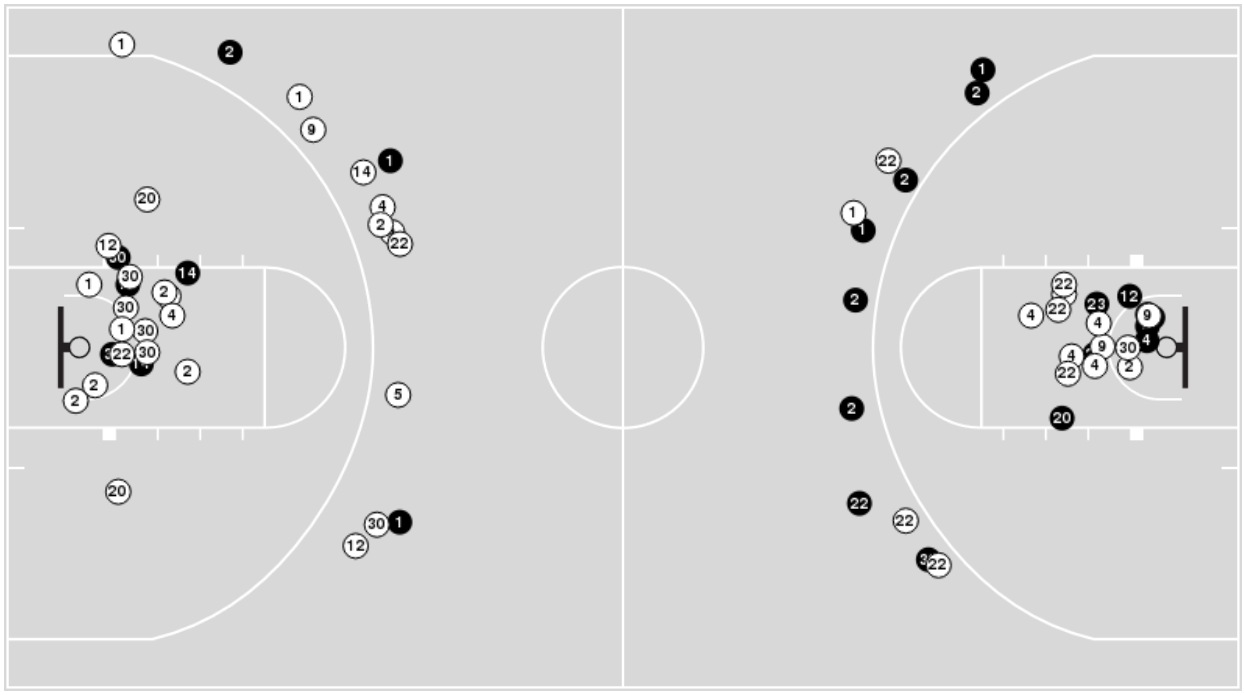

### Shots in the Paint

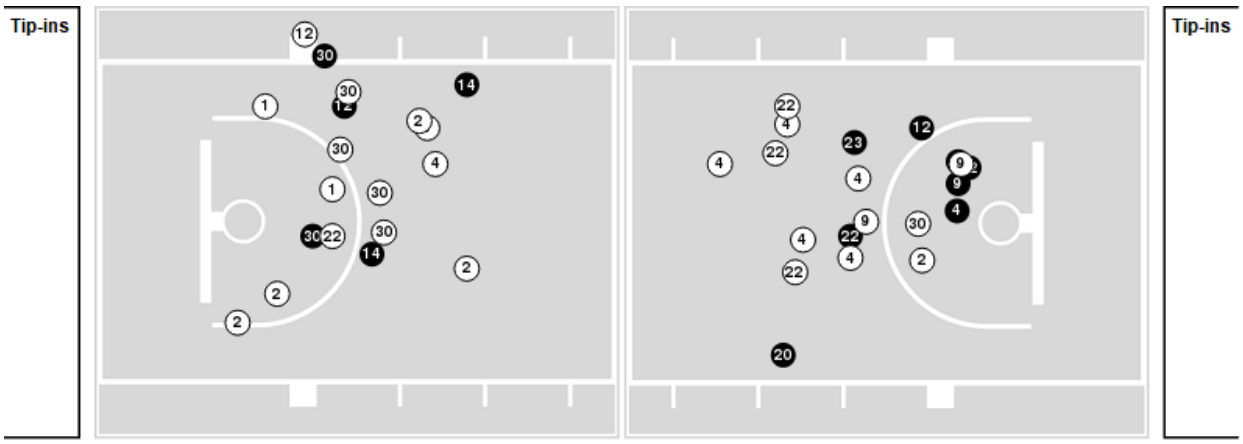


Made  Missed  N - Player Number

| North Florida | M/A | % |
|---|---|---|
| Field Goals | 24/67 | 36 |
| 2 Points | 13/41 | 32 |
| 3 Points | 11/26 | 42 |
| Free Throws | 5/8 | 62 |

| North Florida | M/A | % |
|---|---|---|
| Points in the Paint | 24 (12/37) | 32 |
| Fast Break Points | 5 (2/2) | 100 |
| Second Chance Points | 15 (7/14) | 50 |
| Effective FG% | 44 | |

Official Basketball Shot Chart - Final

# North Florida at UCF

11/17/26 Addition Financial Arena, Orlando
2026-27 Women's Basketball

**Game Time:** 11:00 AM
**Game Duration:** 2:02
**Attendance:** 1,141

**Officials:** Kevin Pethtel, Doug Knight, Kenya Kirkland

Players => All ; FG Types => All ; Results => All ;

## UCF

### All Field Goals

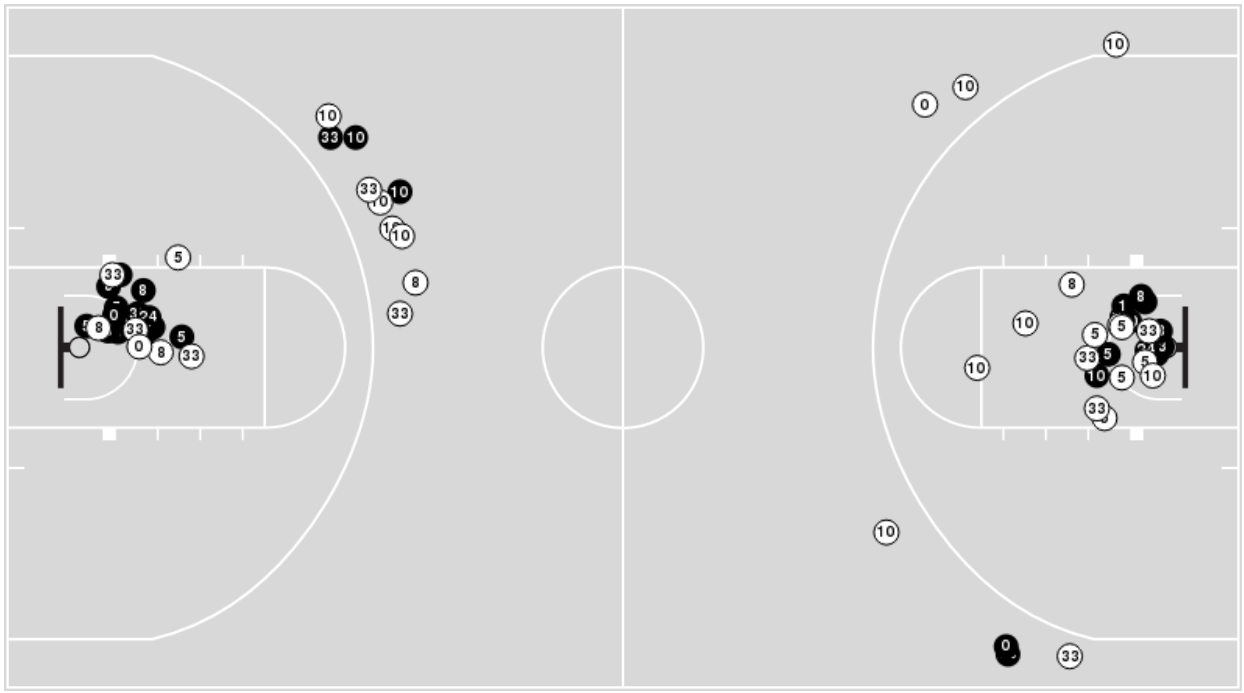

### Shots in the Paint

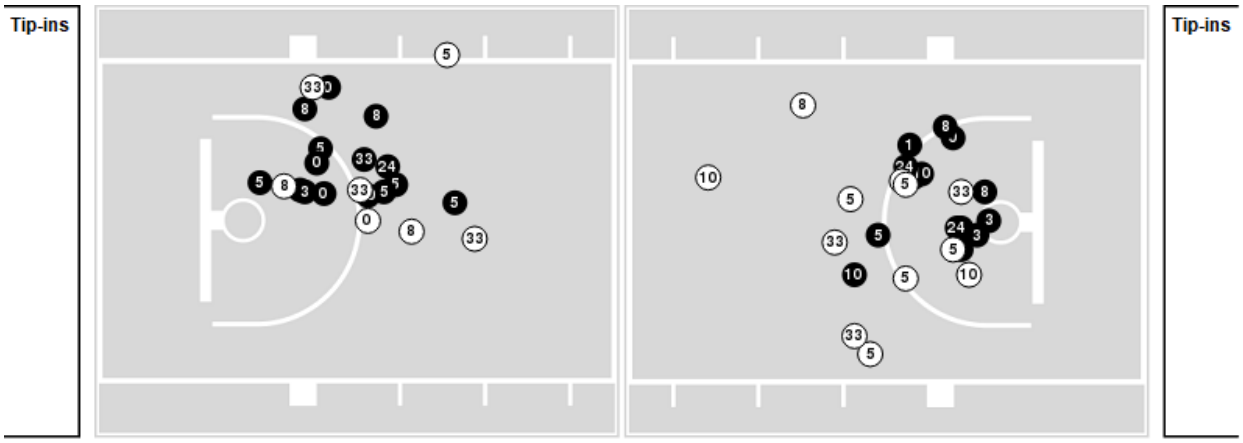


N Made  N Missed  N - Player Number

| UCF | M/A | % |
|---|---|---|
| Field Goals | 34/66 | 52 |
| 2 Points | 29/49 | 59 |
| 3 Points | 5/17 | 29 |
| Free Throws | 9/15 | 60 |

| UCF | M/A | % |
|---|---|---|
| Points in the Paint | 58 (29/47) | 62 |
| Fast Break Points | 17 (8/8) | 100 |
| Second Chance Points | 10 (5/8) | 62 |
| Effective FG% | 55 | |

Official Basketball Rotations Summary - Final

# North Florida at UCF

11/17/26 Addition Financial Arena, Orlando

2026-27 Women's Basketball

**Game Time:** 11:00 AM
**Game Duration:** 2:02
**Attendance:** 1,141

**Officials:** Kevin Pethtel, Doug Knight, Kenya Kirkland

## North Florida

| Lineup | Quarter On | Time On | Quarter Off | Time Off | Time on Court | Score | Score Diff | Reb | Stl | Tov | Ast | PPP |
|---|---|---|---|---|---|---|---|---|---|---|---|---|
| 1- Stinson J/ 2- Mead B/ 9- Ratliff B/ 22- Washington A/ 30- McGill D/ | 1 | 10:00 | 1 | 08:20 | 01:40 | 0-6 | -6 | 0 | 1 | 1 | 0 | 0.0000 |
| 1- Stinson J/ 4- Waldon A/ 9- Ratliff B/ 22- Washington A/ 30- McGill D/ | 1 | 08:20 | 1 | 06:17 | 02:03 | 7-3 | 4 | 3 | 0 | 1 | 1 | 1.4000 |
| 1- Stinson J/ 4- Waldon A/ 12- Winchester B/ 20- Buzzetti G/ 22- Washington A/ | 1 | 06:17 | 1 | 05:20 | 00:57 | 0-0 | 0 | 2 | 0 | 1 | 0 | 0.0000 |
| 4- Waldon A/ 12- Winchester B/ 20- Buzzetti G/ 22- Washington A/ 23- Blatchford E/ | 1 | 05:20 | 2 | 10:00 | 05:20 | 8-12 | -4 | 5 | 0 | 3 | 1 | 0.9009 |
| 0- Cardwell J/ 5- Mayberry M/ 9- Ratliff B/ 14- Knauff A/ 30- McGill D/ | 2 | 10:00 | 2 | 08:18 | 01:42 | 0-7 | -7 | 1 | 0 | 2 | 0 | 0.0000 |
| 1- Stinson J/ 2- Mead B/ 4- Waldon A/ 12- Winchester B/ 20- Buzzetti G/ | 2 | 08:18 | 2 | 04:56 | 03:22 | 9-6 | 3 | 5 | 0 | 2 | 1 | 1.8000 |
| 1- Stinson J/ 2- Mead B/ 12- Winchester B/ 20- Buzzetti G/ 22- Washington A/ | 2 | 04:56 | 2 | 04:24 | 00:32 | 2-0 | 2 | 1 | 0 | 0 | 1 | 2.0000 |
| 1- Stinson J/ 2- Mead B/ 12- Winchester B/ 22- Washington A/ 23- Blatchford E/ | 2 | 04:24 | 2 | 00:44 | 03:39 | 12-8 | 4 | 3 | 1 | 0 | 3 | 1.7442 |
| 1- Stinson J/ 4- Waldon A/ 9- Ratliff B/ 22- Washington A/ 23- Blatchford E/ | 2 | 00:44 | 3 | 10:00 | 00:44 | 5-2 | 3 | 1 | 0 | 0 | 1 | 2.5000 |
| 1- Stinson J/ 2- Mead B/ 9- Ratliff B/ 22- Washington A/ 30- McGill D/ | 3 | 10:00 | 3 | 06:36 | 03:24 | 3-7 | -4 | 3 | 0 | 1 | 0 | 0.5000 |
| 1- Stinson J/ 2- Mead B/ 9- Ratliff B/ 12- Winchester B/ 22- Washington A/ | 3 | 06:36 | 3 | 06:01 | 00:35 | 0-2 | -2 | 0 | 0 | 1 | 0 | 0.0000 |
| 1- Stinson J/ 4- Waldon A/ 9- Ratliff B/ 12- Winchester B/ 22- Washington A/ | 3 | 06:01 | 3 | 04:24 | 01:37 | 3-2 | 1 | 3 | 0 | 0 | 1 | 1.0000 |
| 4- Waldon A/ 12- Winchester B/ 20- Buzzetti G/ 22- Washington A/ 23- Blatchford E/ | 3 | 04:24 | 3 | 04:17 | 00:07 | 0-0 | 0 | 0 | 0 | 1 | 0 | 0.0000 |
| 5- Mayberry M/ 12- Winchester B/ 20- Buzzetti G/ 22- Washington A/ 23- Blatchford E/ | 3 | 04:17 | 3 | 03:09 | 01:08 | 0-4 | -4 | 0 | 0 | 1 | 0 | 0.0000 |
| 0- Cardwell J/ 5- Mayberry M/ 12- Winchester B/ 20- Buzzetti G/ 23- Blatchford E/ | 3 | 03:09 | 3 | 01:56 | 01:13 | 0-1 | -1 | 1 | 1 | 0 | 0 | 0.0000 |
| 0- Cardwell J/ 2- Mead B/ 12- Winchester B/ 23- Blatchford E/ 30- McGill D/ | 3 | 01:56 | 3 | 01:26 | 00:30 | 0-1 | -1 | 2 | 0 | 0 | 0 | 0.0000 |
| 0- Cardwell J/ 1- Stinson J/ 2- Mead B/ 12- Winchester B/ 30- McGill D/ | 3 | 01:26 | 4 | 10:00 | 01:26 | 0-0 | 0 | 3 | 0 | 0 | 0 | 0.0000 |
| 1- Stinson J/ 4- Waldon A/ 12- Winchester B/ 14- Knauff A/ 30- McGill D/ | 4 | 10:00 | 4 | 06:49 | 03:11 | 8-8 | 0 | 4 | 0 | 0 | 1 | 1.3605 |
| 1- Stinson J/ 12- Winchester B/ 14- Knauff A/ 22- Washington A/ 30- McGill D/ | 4 | 06:49 | 4 | 05:30 | 01:19 | 0-0 | 0 | 0 | 1 | 1 | 0 | 0.0000 |
| 1- Stinson J/ 12- Winchester B/ 22- Washington A/ 23- Blatchford E/ 30- McGill D/ | 4 | 05:30 | 4 | 03:00 | 02:30 | 2-7 | -5 | 2 | 0 | 1 | 0 | 0.4000 |
| 1- Stinson J/ 2- Mead B/ 9- Ratliff B/ 12- Winchester B/ 23- Blatchford E/ | 4 | 03:00 | 4 | 01:51 | 01:09 | 0-2 | -2 | 1 | 0 | 1 | 0 | 0.0000 |
| 2- Mead B/ 5- Mayberry M/ 9- Ratliff B/ 12- Winchester B/ 23- Blatchford E/ | 4 | 01:51 | 4 | 01:11 | 00:40 | 3-0 | 3 | 1 | 0 | 0 | 1 | 3.0000 |
| 2- Mead B/ 5- Mayberry M/ 9- Ratliff B/ 12- Winchester B/ 14- Knauff A/ | 4 | 01:11 | 4 | 00:14 | 00:56 | 0-4 | -4 | 0 | 1 | 0 | 0 | 0.0000 |
| 4- Waldon A/ 5- Mayberry M/ 9- Ratliff B/ 12- Winchester B/ 14- Knauff A/ | 4 | 00:14 | 4 | 00:00 | 00:14 | 2-0 | 2 | 0 | 0 | 0 | 1 | 2.0000 |

Official Basketball Rotations Summary - Final

# North Florida at UCF

11/17/26 Addition Financial Arena, Orlando

2026-27 Women's Basketball

**Game Time:** 11:00 AM
**Game Duration:** 2:02
**Attendance:** 1,141

**Officials:** Kevin Pethtel, Doug Knight, Kenya Kirkland

## UCF

| Lineup | Quarter On | Time On | Quarter Off | Time Off | Time on Court | Score | Score Diff | Reb | Stl | Tov | Ast | PPP |
|---|---|---|---|---|---|---|---|---|---|---|---|---|
| 0- Roseby K/ 3- Kpetikou C/ 5- Jones C/ 10- Blasigh V/ 33- Chandler-Roberts M/ | 1 | 10:00 | 1 | 06:40 | 03:20 | 7-7 | 0 | 4 | 1 | 3 | 0 | 0.9021 |
| 3- Kpetikou C/ 5- Jones C/ 8- McFadden N/ 10- Blasigh V/ 24- Gibson J/ | 1 | 06:40 | 1 | 06:40 | 00:00 | 0-0 | 0 | 0 | 0 | 0 | 0 | 0.0000 |
| 3- Kpetikou C/ 8- McFadden N/ 10- Blasigh V/ 24- Gibson J/ 33- Chandler-Roberts M/ | 1 | 06:40 | 1 | 06:17 | 00:23 | 2-0 | 2 | 1 | 0 | 0 | 0 | 2.0000 |
| 3- Kpetikou C/ 5- Jones C/ 8- McFadden N/ 10- Blasigh V/ 24- Gibson J/ | 1 | 06:17 | 1 | 05:57 | 00:20 | 0-0 | 0 | 0 | 0 | 0 | 0 | 0.0000 |
| 3- Kpetikou C/ 8- McFadden N/ 10- Blasigh V/ 24- Gibson J/ 33- Chandler-Roberts M/ | 1 | 05:57 | 1 | 02:18 | 03:39 | 5-3 | 2 | 3 | 1 | 0 | 1 | 0.8333 |
| 0- Roseby K/ 8- McFadden N/ 10- Blasigh V/ 24- Gibson J/ 33- Chandler-Roberts M/ | 1 | 02:18 | 1 | 00:52 | 01:25 | 5-4 | 1 | 0 | 0 | 0 | 1 | 2.5000 |
| 0- Roseby K/ 3- Kpetikou C/ 10- Blasigh V/ 24- Gibson J/ 33- Chandler-Roberts M/ | 1 | 00:52 | 2 | 10:00 | 00:52 | 2-1 | 1 | 1 | 0 | 0 | 1 | 1.0000 |
| 0- Roseby K/ 3- Kpetikou C/ 5- Jones C/ 10- Blasigh V/ 33- Chandler-Roberts M/ | 2 | 10:00 | 2 | 07:36 | 02:24 | 9-3 | 6 | 1 | 3 | 0 | 1 | 2.0270 |
| 0- Roseby K/ 5- Jones C/ 8- McFadden N/ 24- Gibson J/ 33- Chandler-Roberts M/ | 2 | 07:36 | 2 | 07:12 | 00:24 | 0-0 | 0 | 1 | 0 | 1 | 0 | 0.0000 |
| 0- Roseby K/ 8- McFadden N/ 10- Blasigh V/ 24- Gibson J/ 33- Chandler-Roberts M/ | 2 | 07:12 | 2 | 05:26 | 01:46 | 2-6 | -4 | 0 | 0 | 0 | 0 | 1.0000 |
| 5- Jones C/ 8- McFadden N/ 10- Blasigh V/ 24- Gibson J/ 33- Chandler-Roberts M/ | 2 | 05:26 | 2 | 03:19 | 02:07 | 4-6 | -2 | 2 | 0 | 1 | 0 | 1.0000 |
| 0- Roseby K/ 5- Jones C/ 10- Blasigh V/ 24- Gibson J/ 33- Chandler-Roberts M/ | 2 | 03:19 | 2 | 00:44 | 02:34 | 6-8 | -2 | 1 | 0 | 1 | 0 | 1.2295 |
| 3- Kpetikou C/ 5- Jones C/ 8- McFadden N/ 10- Blasigh V/ 24- Gibson J/ | 2 | 00:44 | 3 | 10:00 | 00:44 | 2-5 | -3 | 0 | 0 | 0 | 0 | 1.3889 |
| 0- Roseby K/ 3- Kpetikou C/ 5- Jones C/ 10- Blasigh V/ 33- Chandler-Roberts M/ | 3 | 10:00 | 3 | 08:55 | 01:05 | 4-0 | 4 | 2 | 0 | 0 | 1 | 2.0000 |
| 3- Kpetikou C/ 5- Jones C/ 8- McFadden N/ 10- Blasigh V/ 33- Chandler-Roberts M/ | 3 | 08:55 | 3 | 06:53 | 02:02 | 3-3 | 0 | 3 | 0 | 1 | 1 | 1.0000 |
| 0- Roseby K/ 3- Kpetikou C/ 5- Jones C/ 8- McFadden N/ 33- Chandler-Roberts M/ | 3 | 06:53 | 3 | 06:01 | 00:52 | 2-0 | 2 | 0 | 2 | 0 | 1 | 1.0000 |
| 0- Roseby K/ 3- Kpetikou C/ 5- Jones C/ 10- Blasigh V/ 33- Chandler-Roberts M/ | 3 | 06:01 | 3 | 03:23 | 02:38 | 4-3 | 1 | 2 | 1 | 0 | 2 | 0.8000 |
| 0- Roseby K/ 3- Kpetikou C/ 5- Jones C/ 8- McFadden N/ 33- Chandler-Roberts M/ | 3 | 03:23 | 3 | 02:13 | 01:10 | 3-0 | 3 | 3 | 0 | 1 | 0 | 0.8721 |
| 3- Kpetikou C/ 5- Jones C/ 8- McFadden N/ 10- Blasigh V/ 24- Gibson J/ | 3 | 02:13 | 3 | 01:26 | 00:47 | 1-0 | 1 | 3 | 0 | 0 | 0 | 1.1364 |
| 5- Jones C/ 8- McFadden N/ 10- Blasigh V/ 24- Gibson J/ 33- Chandler-Roberts M/ | 3 | 01:26 | 4 | 09:02 | 02:24 | 2-2 | 0 | 2 | 0 | 0 | 0 | 0.5000 |
| 0- Roseby K/ 3- Kpetikou C/ 8- McFadden N/ 10- Blasigh V/ 33- Chandler-Roberts M/ | 4 | 09:02 | 4 | 06:49 | 02:13 | 6-4 | 2 | 2 | 0 | 0 | 1 | 1.5464 |
| 3- Kpetikou C/ 5- Jones C/ 8- McFadden N/ 10- Blasigh V/ 33- Chandler-Roberts M/ | 4 | 06:49 | 4 | 06:20 | 00:29 | 0-2 | -2 | 1 | 0 | 0 | 0 | 0.0000 |
| 5- Jones C/ 8- McFadden N/ 10- Blasigh V/ 24- Gibson J/ 33- Chandler-Roberts M/ | 4 | 06:20 | 4 | 03:00 | 03:20 | 7-2 | 5 | 3 | 1 | 1 | 1 | 1.0174 |
| 0- Roseby K/ 5- Jones C/ 8- McFadden N/ 24- Gibson J/ 33- Chandler-Roberts M/ | 4 | 03:00 | 4 | 02:18 | 00:42 | 2-0 | 2 | 2 | 0 | 0 | 1 | 2.0000 |
| 0- Roseby K/ 1- Boyomo Keedi S/ 5- Jones C/ 8- McFadden N/ 24- Gibson J/ | 4 | 02:18 | 4 | 01:11 | 01:07 | 0-3 | -3 | 0 | 1 | 1 | 0 | 0.0000 |
| 0- Roseby K/ 1- Boyomo Keedi S/ 5- Jones C/ 10- Blasigh V/ 24- Gibson J/ | 4 | 01:11 | 4 | 00:00 | 01:11 | 4-2 | 2 | 3 | 0 | 1 | 1 | 1.3333 |

Official Basketball Line Up Analysis - Final

# North Florida at UCF

11/17/26 Addition Financial Arena, Orlando

2026-27 Women's Basketball

**Game Time:** 11:00 AM
**Game Duration:** 2:02
**Attendance:** 1,141

**Officials:** Kevin Pethtel, Doug Knight, Kenya Kirkland

## North Florida

| Lineup | Time | Score | Score Diff | Pts/Min | Reb | Stl | Tov | Ast | PPP |
|---|---|---|---|---|---|---|---|---|---|
| 4- Waldon A/ 12- Winchester B/ 20- Buzzetti G/ 22- Washington A/ 23- Blatchford E/ | 05:27 | 8-12 | -4 | 1.4679 | 5 | 0 | 4 | 1 | 0.8097 |
| 1- Stinson J/ 2- Mead B/ 9- Ratliff B/ 22- Washington A/ 30- McGill D/ | 05:04 | 3-13 | -10 | 0.5921 | 3 | 1 | 2 | 0 | 0.3036 |
| 1- Stinson J/ 2- Mead B/ 12- Winchester B/ 22- Washington A/ 23- Blatchford E/ | 03:39 | 12-8 | 4 | 3.2757 | 3 | 1 | 0 | 3 | 1.7442 |
| 1- Stinson J/ 2- Mead B/ 4- Waldon A/ 12- Winchester B/ 20- Buzzetti G/ | 03:22 | 9-6 | 3 | 2.6733 | 5 | 0 | 2 | 1 | 1.8000 |
| 1- Stinson J/ 4- Waldon A/ 12- Winchester B/ 14- Knauff A/ 30- McGill D/ | 03:11 | 8-8 | 0 | 2.5131 | 4 | 0 | 0 | 1 | 1.3605 |
| 1- Stinson J/ 12- Winchester B/ 22- Washington A/ 23- Blatchford E/ 30- McGill D/ | 02:30 | 2-7 | -5 | 0.8000 | 2 | 0 | 1 | 0 | 0.4000 |
| 1- Stinson J/ 4- Waldon A/ 9- Ratliff B/ 22- Washington A/ 30- McGill D/ | 02:03 | 7-3 | 4 | 3.4146 | 3 | 0 | 1 | 1 | 1.4000 |
| 0- Cardwell J/ 5- Mayberry M/ 9- Ratliff B/ 14- Knauff A/ 30- McGill D/ | 01:42 | 0-7 | -7 | 0.0000 | 1 | 0 | 2 | 0 | 0.0000 |
| 1- Stinson J/ 4- Waldon A/ 9- Ratliff B/ 12- Winchester B/ 22- Washington A/ | 01:37 | 3-2 | 1 | 1.8557 | 3 | 0 | 0 | 1 | 1.0000 |
| 0- Cardwell J/ 1- Stinson J/ 2- Mead B/ 12- Winchester B/ 30- McGill D/ | 01:26 | 0-0 | 0 | 0.0000 | 3 | 0 | 0 | 0 | 0.0000 |
| 1- Stinson J/ 12- Winchester B/ 14- Knauff A/ 22- Washington A/ 30- McGill D/ | 01:19 | 0-0 | 0 | 0.0000 | 0 | 1 | 1 | 0 | 0.0000 |
| 0- Cardwell J/ 5- Mayberry M/ 12- Winchester B/ 20- Buzzetti G/ 23- Blatchford E/ | 01:13 | 0-1 | -1 | 0.0000 | 1 | 1 | 0 | 0 | 0.0000 |
| 1- Stinson J/ 2- Mead B/ 9- Ratliff B/ 12- Winchester B/ 23- Blatchford E/ | 01:09 | 0-2 | -2 | 0.0000 | 1 | 0 | 1 | 0 | 0.0000 |
| 5- Mayberry M/ 12- Winchester B/ 20- Buzzetti G/ 22- Washington A/ 23- Blatchford E/ | 01:08 | 0-4 | -4 | 0.0000 | 0 | 0 | 1 | 0 | 0.0000 |
| 1- Stinson J/ 4- Waldon A/ 12- Winchester B/ 20- Buzzetti G/ 22- Washington A/ | 00:57 | 0-0 | 0 | 0.0000 | 2 | 0 | 1 | 0 | 0.0000 |
| 2- Mead B/ 5- Mayberry M/ 9- Ratliff B/ 12- Winchester B/ 14- Knauff A/ | 00:56 | 0-4 | -4 | 0.0000 | 0 | 1 | 0 | 0 | 0.0000 |
| 1- Stinson J/ 4- Waldon A/ 9- Ratliff B/ 22- Washington A/ 23- Blatchford E/ | 00:44 | 5-2 | 3 | 6.7873 | 1 | 0 | 0 | 1 | 2.5000 |
| 2- Mead B/ 5- Mayberry M/ 9- Ratliff B/ 12- Winchester B/ 23- Blatchford E/ | 00:40 | 3-0 | 3 | 4.5000 | 1 | 0 | 0 | 1 | 3.0000 |
| 1- Stinson J/ 2- Mead B/ 9- Ratliff B/ 12- Winchester B/ 22- Washington A/ | 00:35 | 0-2 | -2 | 0.0000 | 0 | 0 | 1 | 0 | 0.0000 |
| 1- Stinson J/ 2- Mead B/ 12- Winchester B/ 20- Buzzetti G/ 22- Washington A/ | 00:32 | 2-0 | 2 | 3.7500 | 1 | 0 | 0 | 1 | 2.0000 |
| 0- Cardwell J/ 2- Mead B/ 12- Winchester B/ 23- Blatchford E/ 30- McGill D/ | 00:30 | 0-1 | -1 | 0.0000 | 2 | 0 | 0 | 0 | 0.0000 |
| 4- Waldon A/ 5- Mayberry M/ 9- Ratliff B/ 12- Winchester B/ 14- Knauff A/ | 00:14 | 2-0 | 2 | 8.1633 | 0 | 0 | 0 | 1 | 2.0000 |

Official Basketball Line Up Analysis - Final

# North Florida at UCF

11/17/26 Addition Financial Arena, Orlando

2026-27 Women's Basketball

**Game Time:** 11:00 AM
**Game Duration:** 2:02
**Attendance:** 1,141

**Officials:** Kevin Pethtel, Doug Knight, Kenya Kirkland

## UCF

| Lineup | Time | Score | Score Diff | Pts/Min | Reb | Stl | Tov | Ast | PPP |
|---|---|---|---|---|---|---|---|---|---|
| 0- Roseby K/ 3- Kpetikou C/ 5- Jones C/ 10- Blasigh V/ 33- Chandler-Roberts M/ | 09:27 | 24-13 | 11 | 2.5397 | 9 | 5 | 3 | 4 | 1.2500 |
| 5- Jones C/ 8- McFadden N/ 10- Blasigh V/ 24- Gibson J/ 33- Chandler-Roberts M/ | 07:51 | 13-10 | 3 | 1.6561 | 7 | 1 | 2 | 1 | 0.8737 |
| 3- Kpetikou C/ 8- McFadden N/ 10- Blasigh V/ 24- Gibson J/ 33- Chandler-Roberts M/ | 04:02 | 7-3 | 4 | 1.7355 | 4 | 1 | 0 | 1 | 1.0000 |
| 0- Roseby K/ 8- McFadden N/ 10- Blasigh V/ 24- Gibson J/ 33- Chandler-Roberts M/ | 03:11 | 7-10 | -3 | 2.1898 | 0 | 0 | 0 | 1 | 1.7500 |
| 0- Roseby K/ 5- Jones C/ 10- Blasigh V/ 24- Gibson J/ 33- Chandler-Roberts M/ | 02:34 | 6-8 | -2 | 2.3256 | 1 | 0 | 1 | 0 | 1.2295 |
| 3- Kpetikou C/ 5- Jones C/ 8- McFadden N/ 10- Blasigh V/ 33- Chandler-Roberts M/ | 02:31 | 3-5 | -2 | 1.1921 | 4 | 0 | 1 | 1 | 1.0000 |
| 0- Roseby K/ 3- Kpetikou C/ 8- McFadden N/ 10- Blasigh V/ 33- Chandler-Roberts M/ | 02:13 | 6-4 | 2 | 2.7068 | 2 | 0 | 0 | 1 | 1.5464 |
| 0- Roseby K/ 3- Kpetikou C/ 5- Jones C/ 8- McFadden N/ 33- Chandler-Roberts M/ | 02:02 | 5-0 | 5 | 2.4590 | 3 | 2 | 1 | 1 | 0.9191 |
| 3- Kpetikou C/ 5- Jones C/ 8- McFadden N/ 10- Blasigh V/ 24- Gibson J/ | 01:51 | 3-5 | -2 | 1.6187 | 3 | 0 | 0 | 0 | 1.2931 |
| 0- Roseby K/ 1- Boyomo Keedi S/ 5- Jones C/ 10- Blasigh V/ 24- Gibson J/ | 01:11 | 4-2 | 2 | 3.3803 | 3 | 0 | 1 | 1 | 1.3333 |
| 0- Roseby K/ 1- Boyomo Keedi S/ 5- Jones C/ 8- McFadden N/ 24- Gibson J/ | 01:07 | 0-3 | -3 | 0.0000 | 0 | 1 | 1 | 0 | 0.0000 |
| 0- Roseby K/ 5- Jones C/ 8- McFadden N/ 24- Gibson J/ 33- Chandler-Roberts M/ | 01:06 | 2-0 | 2 | 1.8182 | 3 | 0 | 1 | 1 | 1.0000 |
| 0- Roseby K/ 3- Kpetikou C/ 10- Blasigh V/ 24- Gibson J/ 33- Chandler-Roberts M/ | 00:52 | 2-1 | 1 | 2.2989 | 1 | 0 | 0 | 1 | 1.0000 |