UCLA MEN'S BASKETBALL

UCLA Athletic Communications / J.D. Morgan Center / 325 Westwood Plaza / Los Angeles, CA 90095
Men's Basketball Contact: Alex Timiraos / atimiraos@athletics.ucla.edu / o: (310) 206-0524 / c: (310) 847-9231

UCLA'S LEADING SCORERS

No.	Player	GP	GS	MPG	RPG	APG	PPG
3	Aaron Holiday	14	14	36.1	4.3	5.4	18.4
13	Kris Wilkes	14	14	27.7	5.7	1.2	13.1
40	Thomas Welsh	14	14	32.8	11.0	1.8	12.6
4	Jaylen Hands	13	5	25.7	4.1	2.8	12.2
23	Prince Ali	14	9	23.3	2.4	1.7	9.9

2017-18 SCHEDULE

Exhibition Game					
Nov.	1	Cal State L.A.	P12N	W	111-80
November					
Sat.	11	Georgia Tech[1]	ESPN	W	63-60
Wed.	15	Central Arkansas[2]	P12N	(OT) W	106-101
Fri.	17	South Carolina State[2]	P12N	W	96-68
Mon.	20	vs. Creighton[3]	ESPNU	L	89-100
Tue.	21	vs. Wisconsin[3]	ESPN3	W	72-70
Sun.	26	UC Irvine	P12N	W	87-63
Wed.	29	CSU Bakersfield	P12N	W	75-66
December					
Sun.	3	Detroit Mercy	P12N	W	106-73
Wed.	6	Montana	P12N	*Canceled (wildfires)*	
Sat.	9	at Michigan	CBS	(OT) L	69-78
Sat.	16	(25) Cincinnati	CBS	L	63-77
Tue.	19	South Dakota	P12N	W	85-82
Sat.	23	vs. (7) Kentucky[4]	CBS	W	83-75
Fri.	29	Washington State*	ESPN2	W	96-82
Sun.	31	Washington*	P12N	W	74-53
January					
Thu.	4	at Stanford*	FS1		7 p.m.
Sat.	6	at California*	P12N		3:30 p.m.
Thu.	11	Utah*	ESPN/2		8 p.m.
Sat.	13	Colorado*	P12N		7:30 p.m.
Thu.	18	at Oregon State*	FS1		8 p.m.
Sat.	20	at Oregon*	ESPN		7 p.m.
Thu.	25	California*	FS1		7:30 p.m.
Sat.	27	Stanford*	P12N		7:30 p.m.
February					
Sat.	3	USC*	ESPN/2		3 or 5:15 p.m.
Thu.	8	at (17) Arizona*	ESPN		8 p.m. (MT)
Sat.	10	at (3) Arizona State*	P12N		5 p.m. (MT)
Thu.	15	Oregon State*	FS1		8 p.m.
Sat.	17	Oregon*	ESPN/2		7:15 p.m.
Thu.	22	at Utah*	ESPN/2		7 p.m. (MT)
Sun.	25	at Colorado*	ESPNU		2 p.m. (MT)
March					
Sat.	3	at USC*	ESPN		7:15 p.m.
	7-10	Pac-12 Tournament[5]	P12N/FS1		TBD

*Pac-12 Conference games
ranking in parenthesis indicate the preseason USA Today poll

1 Pac-12 China Game (in Shanghai)
This game took place Saturday, Nov. 11, in Shanghai. Adjusted for the time difference, that was on Friday evening in Los Angeles.
2 Hall of Fame Classic (games in Pauley Pavilion)
3 Hall of Fame Classic (at Sprint Center, Kansas City, Mo.)
4 CBS Sports Classic (at Smoothie King Center, New Orleans, La.)
5 Pac-12 Tournament (at T-Mobile Arena, Las Vegas)

UCLA ON SOCIAL MEDIA

Men's Basketball Twitter:	@UCLAMBB
Men's Basketball Instagram:	@UCLAMBB
Men's Basketball Snapchat:	UCLAMBB
Men's Basketball Facebook:	/UCLAMensBasketball
UCLA Athletics Twitter:	@UCLAAthletics
UCLA Athletics Instagram:	@UCLAAthletics
UCLA Athletics Facebook:	/UCLAAthletics

#GoBruins

UCLA Bruins (11-3, 2-0) at Stanford Cardinal (6-8, 0-1)

Thursday, Jan. 4, 2018 – 7 p.m. (PT)
Stanford, Calif. (Maples Pavilion)

GAME INFORMATION

Venue:	Maples Pavilion (7,392)
Game Time:	7 p.m. (PT)
Television:	FS1
TV Talent:	Aaron Goldsmith (play-by-play), Casey Jacobsen (analyst)
Radio (UCLA Sports Network from IMG):	AM 1150
Radio Talent:	Josh Lewin (play-by-play), Tracy Murray (analyst)
SIRIUS/XM Radio Channels:	Ch. 84/Ch. 84
SIRIUS App Channel:	Ch. 84

UCLA **11-3, 2-0** at Stanford **6-8, 0-1**

All-Time Series: UCLA leads, 143-93

UCLA has won 19 of its last 24 games against Stanford, including eight of the last 10.

UP NEXT FOR UCLA

The Bruins will return to the road this week, facing Stanford on Thursday, Jan. 4. Game time in Maples Pavilion is 7 p.m. (PT). In addition, UCLA will play at California on Saturday, Jan. 6. The Bruins won their only game against Stanford last season, recording an 89-75 victory over the Cardinal in Pauley Pavilion (Jan. 8, 2017). This Thursday's game will be the first of two-regular season meetings between UCLA and Stanford this month – the Cardinal will face the Bruins in Pauley Pavilion on Saturday, Jan. 27. UCLA leads the all-time series against Stanford by a 143-93 margin.

MOST RECENTLY

Last week, UCLA opened Pac-12 play at home with victories against Washington State (96-82) and Washington (74-53) on Friday and Sunday evening, respectively. Aaron Holiday registered career highs in the victory against Washington State (33 points, 11 rebounds) and finished the two-game homestand having averaged 23.5 points, 9.0 rebounds and 4.5 assists per game. Holiday connected on 6-of-9 shots from three-point range and made 11 of 12 free throws. Kris Wilkes averaged 17.5 points and 5.0 rebounds per game, while Thomas Welsh registered 9.5 points and 13.0 rebounds per game.

FRIDAY'S WIN: The Bruins led Washington State, 64-62, with just under nine minutes left in the second half and took advantage of a 13-2 run to secure a 77-64 cushion with 5:09 to play. From that point, UCLA's lead never fell to any fewer than nine points. Aaron Holiday scored 23 of his career-high 33 points in the first half of Friday night's victory.

SUNDAY'S VICTORY: UCLA was behind by as many as 14 points in the second half against Washington on Sunday (43-29 with 17:11 to play) after having entered the locker room at halftime trailing 36-28. The Bruins outscored the Huskies by a 45-10 margin the rest of the way. In fact, UCLA limited Washington to just 17 second-half points in Sunday's game.

HOLIDAY'S HEROICS

Junior guard Aaron Holiday finished with 33 points, 11 rebounds and four assists in last Friday's win against Washington State. He became UCLA's first player to record at least 33 points and 11 rebounds in a game since Feb. 26, 1995. Ed O'Bannon registered team highs of 37 points and 13 rebounds in UCLA's 100-77 win over Duke in that contest, connecting on 14 of 22 shots from the field. Last season, then-freshman TJ Leaf had a 32-point, 14-rebound performance in UCLA's 95-79 win at Washington State (Feb. 4, 2017). Holiday has scored in double figures in 13 of UCLA's 14 games this year.

THE LAST TIME: Prior to his 5-for-5 effort from beyond the three-point arc on Friday, Holiday had been the most recent UCLA player to have shot a perfect 5-for-5 (or better) from three-point range. Holiday connected on 5 of 5 three-pointers last season when the Bruins defeated Michigan, 102-84, in Pauley Pavilion the night of Dec. 10, 2016.

1,000 POINT CLUB

Aaron Holiday and Thomas Welsh each reached the heralded 1,000-career-point milestone in last Friday's victory against Washington State. With a 23-point first half, Holiday became the 55th player in program history to have scored 1,000 or more points wearing a UCLA uniform. In the second half of the game, Welsh became the 56th player to achieve that milestone. Holiday's 23 points in the first half on Friday marked the largest first-half point total by a Bruin since Jan. 18, 2017, when Isaac Hamilton erupted for 25 first-half points versus Arizona State (Hamilton finished with 33 total points).

MAKING THEIR MARK: Aaron Holiday (1,030 career points, 361 career assists) has become the 13th UCLA player on record to have recorded at least 1,000 points and 300 assists in his UCLA career. Thomas Welsh (1,008 career points, 831 career rebounds) has become UCLA's 12th player with at least 1,000 points and 800 rebounds. The most recent UCLA player to have reached the 1,000-point/800-rebound benchmark was Dan Gadzuric in 2001-02.

YOUTH MOVEMENT

Five of the Bruins' eight primary rotation players did not see action on the court for UCLA last season. Prince Ali and Alex Olesinski (redshirt sophomores) played as true freshmen in 2015-16 but took redshirt years in 2016-17. Freshmen Jaylen Hands, Chris Smith and Kris Wilkes have played vital roles midway through the Bruins' 2017-18 campaign. Wilkes (13.1 ppg, 5.7 rpg) and Hands (12.2 ppg, 4.1 rpg) are UCLA's second and fourth-leading scorers, respectively. Smith has twice scored in double figures, most recently totaling 10 points in the Bruins' win over South Dakota (Dec. 19).

HE'S OUR PRINCE

Prince Ali enters this Thursday's game at Stanford having averaged 9.9 points per game. Ali has shot 45.9 percent from three-point range for the Bruins (17-of-37). The former resident of The Bronx, N.Y., ranks seventh in the Pac-12 Conference in three-point percentage (through Jan. 1). Ali has connected on at least one three-pointer in nine of the Bruins' 14 games. He spent his four years of high school in Florida, attending The Sagemont School in Weston, Fla., for his final two years. During his junior season, Ali was teammates with then-senior Gyorgy "G.G." Goloman (2013-14).

MEDIA INFORMATION

UCLA Athletic Communications
J.D. Morgan Center, Suite 128
325 Westwood Plaza, Los Angeles, CA 90095

Men's Basketball Contact	Alex Timiraos
Office Phone	(310) 206-0524
Cell Phone	(310) 847-9231
Fax	(310) 825-8664
E-mail	atimiraos@athletics.ucla.edu
Website	www.uclabruins.com

Media Availability

Weekly media availability typically takes place Tuesday afternoons, prior to practice (in either the Mo Ostin Basketball Center or Pauley Pavilion). Players are available to the media after Steve Alford speaks. Members of the media are welcome to observe and record the first 15 minutes of practice those days. Media availability is not open to the public.

Credentials

Admission to the press seating and media room is by credential only. All credential requests should be made through UCLA's credential website at least two days prior to the game. Website address and instructions can be obtained by emailing Alex Timiraos (atimiraos@athletics.ucla.edu). Members of the media covering UCLA should request credentials for road games through Timiraos (via email, or phone at 310-206-0524).

Credential Pickup

Credentials are available during the week at the Athletic Communications Office. Credentials not claimed prior to game day will be available at Pauley Pavilion's "Will Call" window (Northwest corner of the arena). The media will call window and entrance opens two hours prior to tip-off.

Media Seating

A press pass enables entrance at Pauley Pavilion's Northwest media gate (across from the intramural field). Press seating is located in the upper level (Section 215) of the arena's south side (opposite team benches). Pauley Pavilion's media workroom is located in the Southeast corner of the building on the event level, adjacent to the Southeast elevator.

Postgame Procedure

Steve Alford and selected players will be available to the media in Pauley Pavilion's media room following a 10-minute cooling off period after each game. UCLA's locker room is closed to the media. To access the media room during or after the game, follow the stairwell down to the court and proceed to the southeast corner (elevator access available at the arena's southeast corner). The visiting team's head coach will be available following a 10-minute cooling off period outside the visiting locker room (northwest corner, event level).

QUICK FACTS

School Information

Founded	1919
Enrollment	44,947
Nickname	Bruins
Colors	Blue and Gold
Home Arena (capacity)	Pauley Pavilion (13,800)
Affiliation	NCAA Division I
Conference	Pac-12
Chancellor	Gene Block
Director of Athletics	Dan Guerrero
Athletic Dept. Phone	(310) 825-8699
Ticket Office Phone	(310) 825-2101

Men's Basketball History

First Season	1919-20
All-Time Record	1865-830 (.692)
NCAA Tournament Appearances	48
NCAA Final Four Appearances	18
NCAA Championships	11
Regular-Season Conference Titles	31

Team Information

2016-17 Record	31-5
2016-17 Pac-12 Record (finish)	15-3 (3rd)
2016-17 Home/Road/Neutral	16-1/8-2/7-2
2016-17 Final Ranking (AP)	No. 8
2016-17 Final Ranking (USA Today)	No. 9
Lettermen Returning/Lost	7/6
Starters Returning/Lost	1/4
2017-18 Newcomers	7
Head Coach	Steve Alford (5th year at UCLA)
Coach Alford at UCLA	107-48 (5th season)
Coach Alford Overall	570-283 (27th season)
Associate Head Coach	Duane Broussard (5th year)
Assistant Coach	David Grace (5th year)
Assistant Coach	Tyus Edney (1st year)

2017-18 UCLA NUMERICAL ROSTER

No.	Name	Yr.	Pos.	Ht.	Wt.	Hometown (Previous School)
0	Alex Olesinski	R-So.	F	6-10	220	Roswell, N.M. (La Lumiere School [IN])
2	Cody Riley	Fr.	F	6-10	260	Kansas City, Kan. (Sierra Canyon HS [CA])
3	Aaron Holiday	Jr.	G	6-1	185	Chatsworth, Calif. (Campbell Hall HS)
4	Jaylen Hands	Fr.	G	6-3	175	San Diego, Calif. (Foothills Christian HS)
5	Chris Smith	Fr.	G	6-9	200	Chicago, Ill. (Huntington Prep [WV])
10	Isaac Wulff	So.	G	6-3	180	Laguna Beach, Calif. (Laguna Beach HS)
13	Kris Wilkes	Fr.	G	6-8	195	Indianapolis, Ind. (North Central HS)
14	György "G.G." Goloman	Sr.	F	6-11	225	Körmend, Hungary (The Sagemont School [FL])
21	Alec Wulff	Sr.	G	6-3	190	Laguna Beach, Calif. (Laguna Beach HS)
22	Armani Dodson	So.	G	6-5	200	Fontana, Calif. (Kaiser HS)
23	Prince Ali	R-So.	G	6-3	190	The Bronx, N.Y. (The Sagemont School [FL])
24	Jalen Hill	Fr.	F	6-10	230	Corona, Calif. (Centennial HS)
30	Joseph Wallace	Fr.	G	6-2	185	Woodland Hills, Calif. (Sierra Canyon HS)
34	Ikenna Okwarabizie	Sr.	C	6-9	255	Lagos, Nigeria (Tyler Junior College [TX])
40	Thomas Welsh	Sr.	C	7-0	255	Redondo Beach, Calif. (Loyola HS)

2017-18 UCLA ALPHABETICAL ROSTER

No.	Name	Yr.	Pos.	Ht.	Wt.	Hometown (Previous School)
23	Prince Ali	R-So.	G	6-3	190	The Bronx, N.Y. (The Sagemont School [FL])
22	Armani Dodson	So.	G	6-5	200	Fontana, Calif. (Kaiser HS)
14	György "G.G." Goloman	Sr.	F	6-11	225	Körmend, Hungary (The Sagemont School [FL])
4	Jaylen Hands	Fr.	G	6-3	175	San Diego, Calif. (Foothills Christian HS)
24	Jalen Hill	Fr.	F	6-10	230	Corona, Calif. (Centennial HS)
3	Aaron Holiday	Jr.	G	6-1	185	Chatsworth, Calif. (Campbell Hall HS)
34	Ikenna Okwarabizie	Sr.	C	6-9	255	Lagos, Nigeria (Tyler Junior College [TX])
0	Alex Olesinski	R-So.	F	6-10	220	Roswell, N.M. (La Lumiere School [IN])
2	Cody Riley	Fr.	F	6-10	260	Kansas City, Kan. (Sierra Canyon HS [CA])
5	Chris Smith	Fr.	G	6-9	200	Chicago, Ill. (Huntington Prep [WV])
30	Joseph Wallace	Fr.	G	6-2	185	Woodland Hills, Calif. (Sierra Canyon HS)
40	Thomas Welsh	Sr.	C	7-0	255	Redondo Beach, Calif. (Loyola HS)
13	Kris Wilkes	Fr.	G	6-8	195	Indianapolis, Ind. (North Central HS)
21	Alec Wulff	Sr.	G	6-3	190	Laguna Beach, Calif. (Laguna Beach HS)
10	Isaac Wulff	So.	G	6-3	180	Laguna Beach, Calif. (Laguna Beach HS)

COACHING STAFF

Steve Alford	Head Coach (5th season)	Indiana '87
Duane Broussard	Associate Head Coach (5th season)	Bradley '93
David Grace	Assistant Coach (5th season)	Park '03
Tyus Edney	Assistant Coach (1st season)	UCLA '97

SUPPORT STAFF

Kory Barnett	Director of Operations	Indiana '12
Doug Erickson	Director of Administration	San Jose State '90
Kory Alford	Video Coordinator	UCLA '15
Wes Long	Athletic Performance Coach	Texas '03
Briana Walker	Staff Associate	Florida State '09
Shane Besedick	Athletic Trainer	Long Beach State '08
Kenny Simpson	Equipment Manager	N.C. State '07
Veronica Rodriguez-Mora	Academic Advisor	NYU '02
Alex Timiraos	Athletic Communications	Boston College '06

PRONUNCIATION GUIDE

Alford (ALL-ferd)
Ali (ah-LEE)
Broussard (bru-SARD)
G.G. Goloman (G.G. GOH-lo-mun)
Ikenna Okwarabizie (ee-KAY-nuh oak-war-uh-BEE-zee-eh)
Olesinski (oll-eh-SHIN-skee)
Wulff (WOLF)

THURSDAY'S GAME OFFICIALS

David Hall, Bert Smith, Bob Staffen

AP POLL
(Week 9 – Jan. 1, 2018)

RK	TEAM	RECORD	PTS
1	Michigan State (43)	14-1	1,600
2	Duke (21)	13-1	1,556
3	Villanova (1)	13-1	1,444
4	Arizona State	12-1	1,336
5	Xavier	14-1	1,325
6	West Virginia	12-1	1,304
7	Oklahoma	11-1	1,160
8	Virginia	12-1	1,048
9	Wichita State	11-2	1,026
10	Kansas	11-2	963
11	Texas A&M	11-2	894
12	North Carolina	12-2	890
13	Purdue	13-2	883
14	Arizona	11-3	832
15	Miami	12-1	782
16	TCU	12-1	760
17	Kentucky	11-2	742
18	Texas Tech	12-1	483
19	Cincinnati	12-2	410
19	Gonzaga	12-3	410
21	Seton Hall	13-2	353
22	Arkansas	11-2	254
23	Tennessee	9-3	198
24	Florida State	11-2	119
25	Clemson	12-1	104

Also receiving votes: Baylor (83), Creighton (54), Notre Dame (37), Butler (23), UCLA (14), Texas (10), St. Bonaventure (7), SMU (5), Syracuse (4), Auburn (4), Rhode Island (2), Nevada (2), Alabama (1), Mississippi State (1), New Mexico State (1), NC State (1).

USA TODAY COACHES POLL
(Week 9 – Jan. 2, 2018)

RK	TEAM	RECORD	PTS
1	Michigan State (25)	14-1	745
2	Duke (4)	13-1	720
3	Villanova (1)	13-1	658
4	Xavier	14-1	643
5	West Virginia	13-1	613
6	Arizona State	12-1	559
7	Oklahoma	11-1	527
8	Virginia	12-1	514
9	Wichita State	11-2	466
10	Kansas	11-2	455
11	North Carolina	12-2	430
12	Purdue	13-2	427
13	Texas A&M	11-2	389
14	Kentucky	11-2	347
15	TCU	12-1	346
16	Arizona	11-3	315
17	Miami	12-1	313
18	Texas Tech	12-1	243
19	Gonzaga	12-3	208
20	Cincinnati	12-2	168
21	Seton Hall	13-2	166
22	Tennessee	9-3	93
23	Arkansas	11-2	86
24	Creighton	11-3	68
25	Clemson	12-1	60

Also receiving votes: Florida State (50), Baylor (44), Notre Dame (17), Louisville (13), Saint Mary's (11), Boise State (9), Butler (7), Auburn (7), Virginia Tech (6), Rhode Island (5), SMU (5), Alabama (3), Syracuse (3), Texas (3), Missouri (2), New Mexico State (2), Michigan (1), UCLA (1), Florida (1), Nevada (1).

NOTES FROM LAST WEEKEND

UCLA opened its Pac-12 schedule at home last week for the first time since the 2013-14 season. With the pair of victories (vs. Washington State and Washington), UCLA has opened league play with a 2-0 mark for the first time since 2012-13.

FREE THROWS: The Bruins have shot 78.6 percent (81-of-103) at the free throw line over the past four games (all wins). Through UCLA's first 10 games, the Bruins made 67.1 percent (163-of-243) of their free throw attempts.

AT HALFTIME: UCLA improved its record to 3-2 this season when trailing at halftime. The Bruins trailed Washington at halftime on Sunday evening, 36-28. Previous victories (when down at the break this season) have included games against Wisconsin (UCLA trailed at the half, 38-31) and South Dakota (UCLA trailed at halftime, 36-33).

3-POINT DEFENSE: UCLA limited Washington to 7.4% (2-for-27) from 3-point range on Sunday. That was the lowest 3-point FG% against any UCLA team since Jan. 5, 2013, when Stanford went 0-for-13 from downtown (UCLA won, 68-60).

MISSING THE MARK: Washington's 25 missed three-pointers (2-for-27) marked the highest number of missed three-pointers by any UCLA opponent since Oklahoma shot 10-for-38 from downtown in a Sooners' victory over the Bruins in the Bahamas on Nov. 26, 2014 (Oklahoma won that game, 75-65, in the "Battle 4 Atlantis" tournament).

OTHER LOWS: UCLA held Washington to 27.9 percent shooting overall (19-of-68) on Sunday evening, the lowest field goal percentage in a game by any UCLA opponent since Dec. 3, 2014, when Cal State Fullerton shot 24.1 percent (13-of-54) in Pauley Pavilion. Washington made just six of 35 shots (17.1 percent) in the second half of the Bruins' victory on Dec. 31.

CENTURY MARK

Steve Alford has become the sixth head coach in Westwood to have logged at least 100 career wins as UCLA's head coach. Now with 107 wins at UCLA, Alford secured win No. 100 against Wisconsin on Nov. 21. He led UCLA to 31 victories last season and has joined a list of 100-plus-win UCLA head coaches that features Caddy Works (1921-1939), John Wooden (1948-1975), Jim Harrick (1988-1996), Steve Lavin (1996-2003) and Ben Howland (2003-2013). Alford has compiled a 107-48 record in just over four seasons as the program's head coach (68.8 win percentage in games with UCLA).

MOVIN' ON UP

Thomas Welsh ranks third on the school's all-time blocked shots list (131), having surpassed Charles O'Bannon (118) for the No. 3 slot earlier this season. The top two spots on UCLA's career blocks list are occupied by Jelani McCoy (188) and Dan Gadzuric (184). McCoy played at UCLA from 1995-98, while Gadzuric starred for the Bruins from 1999-2002. Welsh has totaled nine double-doubles in 14 games for the Bruins this season (he had 12 points, 14 rebounds on Dec. 29). Please note, UCLA's official "blocked shot" statistic has only been tracked on a consistent basis since the 1978-79 season.

BLOCK PARTY: Thomas Welsh has recorded at least one block in 78 of 113 games played. The senior 7-foot center from Redondo Beach, Calif., has tallied two or more blocks in 30 career contests. He logged a career-high five blocks in UCLA's season opener against Monmouth during his sophomore season (Nov. 13, 2015).

PLAYER-BY-PLAYER NOTES

• Senior Thomas Welsh has moved into the top-10 on UCLA's all-time rebounding list (831 rebounds). Welsh has grabbed at least 10 rebounds in 10 of the Bruins' 14 games. He has shot 89.5 percent from the free throw line this season (34/38).

• Senior G.G. Goloman spent the month of August in his home country of Hungary, competing for the Hungarian National Team ... the 6-foot-11 forward moved to the United States (Florida) for his senior year of high school (The Sagemont School).

• Junior Aaron Holiday has two older brothers both competing in the NBA – Jrue Holiday (New Orleans Pelicans) and Justin Holiday (Chicago Bulls) ... Holiday's parents both played college basketball and met while at Arizona State in the 1980s.

• Redshirt sophomore Prince Ali missed the entire 2016-17 season after having opened the year recovering from a torn meniscus in his left knee ... he has averaged 9.9 points and 2.4 rebounds per game in 14 contests this season.

• Redshirt sophomore Alex Olesinski's mother (Maria) played for the Polish National Women's Basketball Team (1986-87), while his father (Jan) excelled with the Polish National Pentathlon Team from 1976-87 ... Alex was born in Roswell, N.M.

• Freshman Jaylen Hands spent his senior year of high school at Foothills Christian (San Diego), playing for head coach Brad Leaf (father of former UCLA standout TJ Leaf) ... Hands has averaged 12.2 points and 4.1 rebounds per game this season.

• Freshman Chris Smith excelled as a high school senior at Huntington Prep in Huntington, W. Va. ... he spent his first three years of high school at Forth Worth Country Day (Fort Worth, Texas), after having grown up in Chicago, Ill.

• Freshman Kris Wilkes competed in the 2017 McDonald's All-American Game (eight points, 13 minutes) ... he was named 2017 "Mr. Basketball" in his home state of Indiana, a prestigious honor annually bestowed upon the state's top player.

TRIPLE-DOUBLE NOTES

UCLA has four triple-doubles in its record book, including three since the assist became an official NCAA stat prior to the 1983-84 season. Most recently, Kyle Anderson had a triple-double as a sophomore in Nov. 2013.

PLAYER	DATE	OPPONENT	RESULT	PTS	RBS	AST	BLK
Kyle Anderson	11/22/2013	Morehead State	W, 81-70	13	12	11	3
Toby Bailey	12/18/1995	Stephen F. Austin	W, 109-88	23	10	10	1
Jelani McCoy	12/09/1995	Maryland	W, 73-63	15	10	0	11
Bill Walton	12/08/1973	SMU	W, 77-60	25	16	11	---

• Freshman Jaylen Hands finished with 10 points, seven rebounds and six assists in UCLA's overtime win against Central Arkansas (Nov. 15). Last season, then-freshmen Lonzo Ball and TJ Leaf each came close to recording triple-doubles for the Bruins. Now playing for the Los Angeles Lakers, Ball was two rebounds shy of a triple-double in his UCLA debut on Nov. 11, 2016 (19 pts, 11 assists, 8 rbs versus Pacific). Ball and TJ Leaf each finished just short of triple-doubles in UCLA's 102-62 win over UC Santa Barbara (12/14/16) – Leaf had 25 pts, 10 rbs, and 8 ast, while Ball had 13 pts, 10 rbs and 7 ast.

HOME SWEET HOME

UCLA compiled a 16-1 record last season in Pauley Pavilion, outscoring the opposition by an average of 20.8 points per home game. In all, UCLA has posted an 82-14 record in Pauley Pavilion since the arena reopened in Nov. 2012 (following an 18-month renovation). The Bruins had an 11-game home win streak last season, the program's longest home win streak since recording 15 consecutive victories in 2013-14 (during Steve Alford's first season as UCLA's head coach). UCLA last had an undefeated record at home in 2006-07, going 16-0 in Pauley Pavilion that year.

FREQUENT FLYERS

Through the first eight weeks of the college basketball season, UCLA traveled approximately 23,500 miles in roundtrips between L.A. to Shanghai, Kansas City, Detroit and New Orleans. Including these four trips, the Bruins have spent nearly 47 hours in the air (traveling to Shanghai, Kansas City, Detroit and New Orleans and back to Los Angeles).

A Closer Look at the Bruins' Travel Log

Destination	Round Trip Miles	Dates of Trip	Record
Shanghai, China ^	12,960 miles	Nov. 4-11	1-0
Kansas City, Missouri	3,240 miles	Nov. 18-21	1-1
Detroit, Michigan	3,960 miles	Dec. 7-9	0-1
New Orleans, Louisiana	3,340 miles	Dec. 21-23	1-0

^ Pac-12 China Game (UCLA def. Georgia Tech, 63-60)

CAREER RECORD LISTS

UCLA's CAREER REBOUNDS

No.	Player	Years	REB	RPG
1.	Bill Walton	1972-74	1370	15.7
2.	Lew Alcindor	1967-69	1367	15.5
3.	David Greenwood	1976-79	1022	8.7
4.	Trevor Wilson	1987-90	1001	7.9
5.	Don MacLean	1989-92	992	7.8
6.	Willie Naulls	1954-56	900	11.4
7.	Marques Johnson	1974-77	897	7.8
8.	Dan Gadzuric	1999-02	896	7.3
9.	Sidney Wicks	1969-71	894	9.9
10.	**Thomas Welsh**	**2015-present**	**831**	**7.4**
11.	Ed O'Bannon	1992-95	820	7.0
12.	J.R. Henderson	1995-98	818	6.4

UCLA's CAREER FIELD GOAL PERCENTAGE

No.	Player	Years	FG-FGA	PCT
1.	Jelani McCoy	1996-98	347-500	.694
2.	Bill Walton	1972-74	747-1147	.651
3.	Lew Alcindor	1967-69	943-1476	.639
4.	Reeves Nelson	2010-12	310-531	.584
5.	Kiki Vandeweghe	1977-80	536-941	.570
6.	Marques Johnson	1974-77	688-1211	.568
7.	Tony Parker	2013-16	456-822	.555
8.	Darren Daye	1980-83	452-815	.555
9.	J.R. Henderson	1995-98	677-1234	.549
10.	Dan Gadzuric	1999-02	548-999	.549
11.	Reggie Miller	1984-87	769-1405	.547
12.	**Thomas Welsh**	**2015-present**	**435-796**	**.546**

* minimum 500 attempts

UCLA's CAREER BLOCKS

No.	Player	Years	BLK
1.	Jelani McCoy	1996-98	188
2.	Dan Gadzuric	1999-02	184
3.	**Thomas Welsh**	**2015-present**	**131**
4.	Charles O'Bannon	1994-97	118
5.	Lorenzo Mata-Real	2005-08	117
6.	Ryan Hollins	2003-06	101
7.	Tyler Honeycutt	2010-11	99
8.	Rodney Zimmerman	1991-94	97
9.	Ed O'Bannon	1992-95	95
10.	Tony Parker	2013-16	94

* NOTE: blocks have been an official stat at UCLA since 1978-79

UCLA'S GAME-BY-GAME STATS

Opponent	Date	Score	W/L	FG-FGA	PCT	3FG-FGA	PCT	FT-FTA	PCT	OR	DR	REB
vs. Georgia Tech	11/11/17	63-60	W	22-54	.407	5-14	.357	14-21	.667	11	25	36
Central Arkansas	11/15/17	106-101	W	38-79	.481	10-20	.500	20-32	.625	16	35	51
South Carolina State	11/17/17	96-68	W	37-67	.552	10-27	.370	12-24	.500	19	32	51
vs. Creighton	11/20/17	89-100	L	30-68	.441	6-23	.261	23-31	.742	6	30	36
vs. Wisconsin	11/21/17	72-70	W	27-50	.540	9-17	.529	9-13	.692	5	23	28
UC Irvine	11/26/17	87-63	W	28-65	.431	5-17	.294	26-40	.650	13	34	47
CSU Bakersfield	11/29/17	75-66	W	27-59	.458	2-17	.118	19-28	.679	12	33	45
Detroit Mercy	12/03/17	106-73	W	38-72	.528	11-25	.440	19-24	.792	13	34	47
at Michigan	12/09/17	69-78	L	25-57	.439	4-18	.222	15-21	.714	7	34	41
(25) Cincinnati	12/16/17	63-77	L	23-56	.411	11-29	.379	6-9	.667	10	25	35
South Dakota	12/19/17	85-82	W	30-66	.455	8-25	.320	17-25	.680	7	30	37
(7) Kentucky	12/23/17	83-75	W	29-61	.475	12-30	.400	13-15	.867	11	26	37
Washington State	12/29/17	96-82	W	29-65	.446	12-28	.429	26-33	.788	14	29	43
Washington	12/31/17	74-53	W	22-51	.431	5-14	.357	25-30	.833	12	31	43

OPPONENT'S GAME-BY-GAME STATS

Opponent	Date	Score	W/L	FG-FGA	PCT	3FG-FGA	PCT	FT-FTA	PCT	OR	DR	REB
vs. Georgia Tech	11/11/17	63-60	W	20-58	.345	4-18	.222	16-20	.800	11	24	35
Central Arkansas	11/15/17	106-101	W	38-79	.481	18-35	.514	7-13	.538	10	32	42
South Carolina State	11/17/17	96-68	W	28-71	.394	8-19	.421	4-6	.667	12	18	30
vs. Creighton	11/20/17	89-100	L	33-67	.493	11-29	.379	23-35	.657	7	37	44
vs. Wisconsin	11/21/17	72-70	W	25-52	.481	5-22	.227	15-22	.682	4	21	25
UC Irvine	11/26/17	87-63	W	22-64	.344	10-24	.417	9-14	.643	12	28	40
CSU Bakersfield	11/29/17	75-66	W	20-67	.299	10-33	.303	16-20	.800	15	27	42
Detroit Mercy	12/03/17	106-73	W	28-65	.431	9-27	.333	8-14	.571	6	23	29
at Michigan	12/09/17	69-78	L	30-64	.469	10-29	.345	8-22	.364	6	24	30
(25) Cincinnati	12/16/17	63-77	L	27-58	.466	8-17	.471	15-23	.652	10	25	35
South Dakota	12/19/17	85-82	W	29-70	.414	10-33	.303	14-20	.700	13	32	45
(7) Kentucky	12/23/17	83-75	W	29-68	.426	6-21	.286	11-16	.688	16	20	36
Washington State	12/29/17	96-82	W	28-59	.475	14-35	.400	12-18	.667	3	27	30
Washington	12/31/17	74-53	W	19-68	.279	2-27	.074	13-18	.722	20	18	38

UCLA's 1,000-POINT SCORERS

No.	Player	Points	PPG
1.	Don MacLean (1989-92)	2608	20.5
2.	Lew Alcindor (1967-69)	2325	26.4
3.	Jason Kapono (2000-03)	2095	16.5
–	Reggie Miller (1984-87)	2095	17.2
5.	Bryce Alford (2014-17)	1922	13.6
6.	Toby Bailey (1995-98)	1846	14.3
7.	Ed O'Bannon (1992-95)	1815	15.1
8.	J.R. Henderson (1995-98)	1801	14.2
9.	Trevor Wilson (1987-90)	1798	14.3
10.	Tracy Murray (1990-92)	1792	18.3
11.	Charles O'Bannon (1994-97)	1784	13.3
12.	Bill Walton (1972-74)	1767	20.3
13.	Josh Shipp (2005-09)	1730	12.4
14.	David Greenwood (1976-79)	1721	14.8
15.	Gail Goodrich (1963-65)	1691	18.9
16.	Marques Johnson (1974-77)	1659	14.4
17.	Kenny Fields (1981-84)	1638	14.9
18.	Darren Collison (2006-09)	1634	11.7
19.	Shon Tarver (1991-94)	1575	12.8
20.	Arron Afflalo (2005-07)	1540	14.7
21.	Tyus Edney (1992-95)	1515	12.1
22.	Pooh Richardson (1986-89)	1461	12.0
23.	Dijon Thompson (2002-05)	1458	12.5
24.	Earl Watson (1998-01)	1449	11.2
25.	Isaac Hamilton (2015-17)	1426	13.7
26.	Sidney Wicks (1969-71)	1423	15.8
27.	Walt Hazzard (1962-64)	1401	16.1
28.	Curtis Rowe (1969-71)	1383	15.4
29.	Kiki Vandeweghe (1977-80)	1380	12.2
30.	Norman Powell (2012-15)	1376	9.8
31.	Rod Foster (1980-83)	1365	12.1
32.	Roy Hamilton (1976-79)	1355	12.5
33.	Keith Wilkes (1972-74)	1349	15.0
34.	Kris Johnson (1995-98)	1294	11.6
35.	Henry Bibby (1970-72)	1293	14.4
36.	Dan Gadzuric (1999-02)	1287	10.5
37.	Richard Washington (1974-76)	1245	14.3
38.	Willie Naulls (1954-56)	1225	15.5
39.	Mike Sanders (1979-82)	1210	11.1
40.	John Moore (1952-55)	1202	11.1
41.	Darrick Martin (1989-92)	1195	9.3
42.	Walt Torrence (1957-59)	1181	15.3
43.	Mike Warren (1966-68)	1176	13.7
44.	Darren Daye (1980-83)	1149	10.1
45.	John Green (1960-62)	1148	14.2
46.	Jordan Adams (2013-14)	1148	16.4
47.	Tony Parker (2013-16)	1131	8.3
48.	Montel Hatcher (1984-87)	1115	9.4
49.	Matt Barnes (1999-02)	1066	8.8
50.	T.J. Cummings (2001-04)	1062	9.0
51.	Dave Meyers (1973-75)	1046	11.8
52.	**Aaron Holiday (2016-present)**	**1030**	**12.6**
53.	Mitchell Butler (1990-93)	1023	7.9
–	Don Bragg (1952-55)	1023	9.5
55.	Michael Roll (2006-10)	1021	6.9
56.	**Thomas Welsh (2015-present)**	**1008**	**8.9**

DID YOU KNOW?

Five Bruins during the previous four seasons have crossed the 1,000-career-point threshold in UCLA uniforms (not including Aaron Holiday and Thomas Welsh). As a sophomore in 2013-14, Jordan Adams scored career point No. 1,000 in his 62nd career game (at Washington on March 6, 2014). Midway through his senior season (2014-15), Norman Powell reached the 1,000-career point plateau in the Bruins' Pac-12 opener at Colorado (Jan. 2, 2015). As a junior in 2015-16, Bryce Alford crossed the 1,000-career point mark in the Bruins' victory at Gonzaga (Dec. 12, 2015). Later that season, Tony Parker scored career point No. 1,000 in a home contest against Washington (Jan. 28, 2016). As a senior last year, Isaac Hamilton reached the 1,000 career point milestone during UCLA's win against Portland at the 2016 Wooden Legacy at Cal State Fullerton (Nov. 24, 2016).

JOHN WOODEN AWARD PRESEASON WATCH LIST

Junior guard Aaron Holiday has been named as one of 50 student-athletes to the preseason watch list for this year's John Wooden Award, annually presnted to the nation's top college men's and women's basketball players. A 6-foot-1 guard from Chatsworth, Calif., Holiday played in all 68 games for the Bruins during his sophomore and freshman seasons (he averaged 11.4 points, 2.9 rebounds and 4.2 assists per game during his first two seasons).

Name	Yr.	Pos.	School
Jaylen Adams	Sr.	G	St. Bonaventure
Deng Adel	Jr.	F	Louisville
Rawle Alkins	So.	G	Arizona
Grayson Allen	Sr.	G	Duke
KeVaughn Allen	Jr.	G	Florida
DeAndre Ayton	Fr.	F	Arizona
Marvin Bagley III	Fr.	F	Duke
Mohamed Bamba	Fr.	F	Texas
Joel Berry II	Sr.	G	North Carolina
Trevon Bluiett	Sr.	G	Xavier
Miles Bridges	So.	G/F	Michigan State
Bruce Brown Jr.	So.	G	Miami
Jalen Brunson	Jr.	G	Villanova
Jeffrey Carroll	Sr.	G/F	Oklahoma State
Jevon Carter	Sr.	G	West Virginia
Bonzie Colson	Sr.	F	Notre Dame
Mike Daum	Jr.	F	South Dakota State
Angel Delgado	Sr.	C	Seton Hall
Hamidou Diallo	Fr.	G	Kentucky
Trevon Duval	Fr.	G	Duke
Vincent Edwards	Sr.	F	Purdue
Jacob Evans	Jr.	G/F	Cincinnati
Matt Farrell	Sr.	G	Notre Dame
Marcus Foster	Sr.	G	Creighton
Devonte' Graham	Sr.	G	Kansas
Rob Gray	Sr.	G	Houston
Ethan Happ	Jr.	F	Wisconsin
Aaron Holiday	**Jr.**	**G**	**UCLA**
Chandler Hutchison	Sr.	G	Boise State
Jaren Jackson Jr.	Fr.	F	Michigan State
Kevin Knox	Fr.	F	Kentucky
Ben Lammers	Sr.	C	Georgia Tech
Jock Landale	Sr.	C	Saint Mary's
Kelan Martin	Sr.	F	Butler
Nate Mason	Sr.	G	Minnesota
Yante Maten	Sr.	F	Georgia
Bryant McIntosh	Sr.	G	Northwestern
Jordan McLaughlin	Sr.	G	USC
Chimezie Metu	Jr.	F	USC
Shake Milton	Jr.	G	SMU
Malik Newman	So.	G	Kansas
Michael Porter Jr.	Fr.	F	Missouri
Collin Sexton	Fr.	G	Alabama
Landry Shamet	So.	G	Wichita State
Reid Travis	Jr.	F	Stanford
Allonzo Trier	Jr.	G	Arizona
Mortiz Wagner	Jr.	F	Michigan
Robert Williams	So.	F	Texas A&M
Johnathan Williams	Sr.	F	Gonzaga
Trae Young	Fr.	G	Oklahoma

THE MOST SINCE ...

UCLA got to the free throw line for 40 attempts (26 makes) against UC Irvine (Nov. 26). That was the most attempted free throws in a game by UCLA since a double overtime loss at Washington on Jan. 1, 2016, when the Bruins attempted 50 free throws (38 makes). In that game at Washington, Bryce Alford was 17 for 18 at the free throw line. In addition, UCLA's 19 offensive rebounds against South Carolina State earlier this season (Nov. 17) marked the program's largest single game offensive rebound total since grabbing 23 in the double overtime loss at Washington on Jan. 1, 2016.

UCLA'S FUTURE SCHEDULES

Next season, UCLA's non-conference schedule will include a home game against Notre Dame and a road game at Cincinnati (Fifth Third Arena in Cincinnati, Ohio). The Bruins' contest against Notre Dame in Pauley Pavilion is slated for Saturday, Dec. 8. UCLA's game at Cincinnati will take place on Wednesday, Dec. 19. In addition, the Bruins will play in the CBS Sports Classic for the fifth straight season, facing Ohio State in Chicago (at the United Center) on Dec. 22, 2018. The Bruins' return game at Notre Dame during the 2019-20 season will take place in December 2019.

DEFICITS, COMEBACKS & MORE

UCLA'S LARGEST COMEBACK (this season): The Bruins overcame a 14-point deficit with 17:11 to play in the second half in the team's 74-53 victory against Washington (Dec. 31). Trailing by a 43-29 margin, the Bruins used a 45-10 scoring run over the game's final 17:11 to earn the victory. In fact, Washington led the Bruins, 52-48, with just over eight minutes to go. Over the last seven minutes, UCLA outscored Washington by a 26-1 margin to coast to a 21-point victory. Earlier in the season, UCLA had overcome a 12-point deficit in the 72-70 win against Wisconsin (Nov. 21). Wisconsin built a 38-26 cushion with 1:51 to play in the first half before UCLA closed the gap to just seven points by halftime (38-31).

OPPONENT, LARGEST COMEBACK (this season): UCLA surged ahead by 15 points in the second half at Michigan (Dec. 9), leading 46-31 with 14:48 to play after a three-pointer by Aaron Holiday. The 15-point cushion fell to two (60-58) at the 4:06 mark. Michigan trailed, 64-61, with less than 30 seconds to play but tied the contest, 65-65, in the final 10 seconds. The Wolverines outscored UCLA, 13-4, in the overtime session to win, 78-69. That marked UCLA's largest blown lead since Nov. 25, 2012, when Cal Poly overcame an 18-point deficit in the game's final 12:21 to defeat UCLA, 70-68, in Pauley Pavilion.

CLOSE CALL: UCLA led Central Arkansas by 17 points (34-17) with 8:20 to play in the first half, only to see the visiting Bears rally and take a 44-43 lead with 1:01 left before halftime. The Bruins secured a five-point lead (82-77) with 51 seconds to play, before Central Arkansas used a 9-3 scoring run to lead, 86-85, with 3.7 seconds to go in regulation. Jaylen Hands went to the free throw line with 1.3 seconds to play, missing the first free throw attempt before making the second to tie the game, 86-86. In overtime, UCLA outscored Central Arkansas by a 20-15 advantage to win, 106-101.

UCLA'S COMEBACKS IN 2016-17

The Bruins' largest comeback victory last season took place in a game against No. 5 Oregon in Pauley Pavilion (2/9/2017). UCLA trailed by 19 points (37-18) with 6:37 to play in the first half and by a 13-point margin (64-51) with 13:40 left in regulation. Midway through the second half, the Bruins used an 18-3 scoring run to overcome the deficit and secure an 82-79 victory. In an 83-82 win at Utah (1/12/2017), UCLA trailed the Utes, 51-42, with 16:13 left in the second half. UCLA's largest deficit at any point during the 2016-17 season was 19 points versus No. 5 Oregon (2/9/2017).

THE BRUINS WHEN ...

Since the start of the 2013-14 season, UCLA has gone 86-8 when leading at halftime (over the course of 155 games). During that same span, the Bruins have gone 18-35 when trailing at halftime and 3-5 when tied at the break. UCLA's largest halftime deficit overcome during that stretch has been nine points (twice) – the Bruins trailed Oregon State, 38-29, on March 2, 2014 and trailed Oregon, 48-39, on Feb. 9, 2017. When the Bruins have built a 10-point lead (or larger) at any point in the game, UCLA has gone 95-11. Conversely, when trailing by 10 or more points in a game, UCLA has gone 7-39.

JULIUS ERVING AWARD PRESEASON WATCH LIST

Freshman Kris Wilkes was named as one of 20 student-athletes to the preseason watch list for the Julius Erving Award, honoring the nation's top small forward. He was among five freshmen on the preseason list.

Name	Yr.	School
Rawle Alkins	So.	Arizona
Kelan Martin	Sr.	Butler
Jacob Evans	Jr.	Cincinnati
Gary Trent Jr.	Fr.	Duke
Zach Norvell Jr.	Fr.	Gonzaga
Kevin Knox	Fr.	Kentucky
Deng Adel	Jr.	Louisville
Justin Jackson	So.	Maryland
Bruce Brown Jr.	So.	Miami
Miles Bridges	So.	Michigan State
Tyler Hall	Jr.	Montana State
Jeffrey Carroll	Sr.	Oklahoma State
Troy Brown Jr.	Fr.	Oregon
Vince Edwards	Sr.	Purdue
De'Monte Buckingham	So.	Richmond
DJ Hogg	Jr.	Texas A&M
Kris Wilkes	**Fr.**	**UCLA**
Mikal Bridges	Jr.	Villanova
Markis McDuffie	Jr.	Wichita State
Trevon Bluiett	Sr.	Xavier

KAREEM ABDUL-JABBAR AWARD PRESEASON WATCH LIST

Senior Thomas Welsh was selected as one of 20 student-athletes to the preseason watch list for the Kareem Abdul-Jabbar Center of the Year Award. Welsh was also one of 10 players on last season's midseason watch list.

Name	Yr.	School
Dusan Ristic	Sr.	Arizona
Austin Wiley	So.	Auburn
Kingsley Okoroh	Sr.	California
Tacko Fall	Jr.	Central Florida
Marques Bolden	So.	Duke
John Egbunu	Sr.	Florida
Jessie Govan	Jr.	Georgetown
Ben Lammers	Sr.	Georgia Tech
Nick Richards	Fr.	Kentucky
Omer Yurtseven	So.	N.C. State
Isaac Haas	Sr.	Purdue
Jock Landale	Jr.	Saint Mary's
Angel Delgado	Sr.	Seton Hall
Michael Humphrey	Sr.	Stanford
Vladimir Brodziansky	Sr.	TCU
Mohamed Bamba	Fr.	Texas
Tyler Davis	Jr.	Texas A&M
Thomas Welsh	**Sr.**	**UCLA**
Chimezie Metu	Jr.	USC
Ethan Happ	Jr.	Wisconsin

AGAINST TOP-RANKED FOES

Since the start of the 2015-16 season, UCLA has logged six wins over top-10 teams, winning five of their last six games versus top-five ranked opposition. In 2016-17, the Bruins defeated (1) Kentucky and (4) Arizona on the road and beat (5) Oregon in Pauley Pavilion. Two seasons ago, the Bruins took down (1) Kentucky and (7) Arizona in Pauley Pavilion.

The last time that UCLA ...

Faced a top-10 team:	vs. No. 7 Kentucky	W, 83-75	Dec. 23, 2017
Faced a top-10 team at home:	vs. No. 5 Oregon	W, 82-79	Feb. 9, 2017
Faced a top-10 team in a true road game:	at No. 4 Arizona	W, 77-72	Feb. 25, 2017
Defeated a top-10 team:	vs. No. 7 Kentucky	W, 83-75	Dec. 23, 2017
Defeated a top-10 team in a true road game:	at No. 4 Arizona	W, 77-72	Feb. 25, 2017
Faced a top-10 non-conference team:	vs. No. 7 Kentucky	W, 83-75	Dec. 23, 2017
Faced a top-10 non-conference team at home:	vs. No. 1 Kentucky	W, 87-77	Dec. 3, 2015
Defeated a top-10 non-conference team:	vs. No. 7 Kentucky	W, 83-75	Dec. 23, 2017
Defeated a top-10 non-conference team at home:	vs. No. 1 Kentucky	W, 87-77	Dec. 3, 2015
Defeated a top-10 non-conference team (road/neutral):	vs. No. 7 Kentucky	W, 83-75	Dec. 23, 2017

AGAINST NUMBER ONE

Steve Alford's UCLA teams have gone 2-3 during the past four seasons against the nation's No. 1-ranked team (as ranked in that week's AP poll). The Bruins defeated No. 1 Kentucky on Dec. 3, 2016, in their first-ever trip to Rupp Arena. Two years ago, UCLA downed No. 1 Kentucky, 87-77, in Pauley Pavilion on Dec. 3, 2015. Other recent games against No. 1 teams took place against Kentucky in Chicago (Dec. 20, 2014), at home versus Arizona (Jan. 9, 2014) and in the Sweet 16 against Florida (March 27, 2014). UCLA has gone 12-22 all-time against the Associated Press' No. 1-ranked team.

The Last Time ...	Date	Result	Score	Opponent	Venue
Played No. 1 team	12/03/2016	W	97-92	Kentucky	Rupp Arena
Defeated No. 1 team	12/03/2016	W	97-92	Kentucky	Rupp Arena
Defeated No. 1 team at home	12/03/2015	W	87-77	Kentucky	Pauley Pavilion
Defeated No. 1 team on road	12/03/2016	W	97-92	Kentucky	Rupp Arena

• Kentucky was ranked No. 1 in the nation in both the AP and USA Today Coaches polls when UCLA faced them in Dec. 2014, Dec. 2015 and Dec. 2016. The Bruins' victory at Rupp Arena on Dec. 3, 2016, marked their first victory on the road at a No. 1-ranked team since Feb. 3, 2001 (when UCLA knocked off Stanford, 79-73). UCLA had not played a road game at the nation's No. 1-ranked team since Feb. 13, 2003 (UCLA lost at No. 1 Arizona, 106-70).

• UCLA's win at Kentucky on Dec. 3, 2016, marked the program's first victory in a true road game against the nation's top-ranked team since Feb. 3, 2001, when the Bruins defeated Stanford, 79-73, in Maples Pavilion. Since the start of the 1999-2000 season, UCLA has gone 6-8 against the nation's No. 1-ranked team. Steve Alford's UCLA teams have posted a 2-3 record the previous four seasons against the nation's No. 1-ranked team (as ranked in that week's AP poll).

• This season's game against Kentucky marked UCLA's fifth meeting with the Wildcats in four seasons. The Bruins have gone 3-2 against Kentucky in those five games (spanning four seasons). Last season, UCLA won at Rupp Arena (97-92 on Dec. 3, 2016) before the Wildcats knocked off the Bruins, 86-75, in the Sweet 16 of the NCAA Tournament (on March 24, 2017, at FedEx Forum in Memphis, Tenn.). UCLA's win against Kentucky this season took place in New Orleans, La.

BRUINS IN THE CLASSROOM

Student-Athlete	Year	Major
Prince Ali	R-SO	African American studies
Armani Dodson	SO	undeclared
Gyorgy "G.G." Goloman	SR	psychology
Jaylen Hands	FR	undeclared
Jalen Hill	FR	history
Aaron Holiday	JR	history
Ikenna Okwarabizie	JR	African American studies
Alex Olesinski	R-SO	economics
Cody Riley	FR	undeclared
Chris Smith	FR	undeclared
Joseph Wallace	FR	undeclared
Thomas Welsh	SR	economics
Kris Wilkes	FR	undeclared
Alec Wulff	SR	geography/environmental studies
Isaac Wulff	SO	undeclared

2016-17, AT A GLANCE

Gone from last season's team are Bryce Alford and Isaac Hamilton (graduated) as well as Lonzo Ball, TJ Leaf and Ike Anigbogu (those three freshmen were all selected in the NBA Draft). Alford concluded his career as the school's all-time leader in three-point field goals made (329). He also set UCLA's single-season record for three-pointers (116 in 2016-17). As a freshman, Ball set UCLA's single-season assists mark (274 assists, 36 games).

The Bruins have made at least one three-pointer in their previous 603 games. The last game in which UCLA did not make a three-pointer was against Stanford on Feb. 3, 2000. Last season, UCLA set the Pac-12 single-season record with 354 three-pointers made (besting the previous Pac-12 record of 350, set by Oregon in 2006-07).

Last season's UCLA team set the Pac-12 single-season assists record (771), shattering the mark of 673 assists set by UCLA in 1973-74 (the first season in which the Bruins formally tracked assists as a stat). The Bruins totaled 30 assists in last season's 102-80 home win over Arizona State (1/19/17), marking UCLA's first game with at least 30 assists since Feb. 23, 1995 (when UCLA had 32 assists in a 104-88 win over California).

UCLA vs. RANKED TEAMS SINCE 2005-06 (AP POLL)

Date	Team		Score	Opp Rank	UCLA Rank
12/23/17	Kentucky	W	83-75	7	–
12/16/17	Cincinnati	L	63-77	25	–
03/24/17	Kentucky	L	75-86	5	8
03/19/17	Cincinnati	W	79-67	18	8
03/10/17	Arizona	L	75-86	7	3
02/25/17	Arizona	W	77-72	4	5
02/09/17	Oregon	W	82-79	5	10
01/21/17	Arizona	L	85-96	14	3
12/28/16	Oregon	L	87-89	21	2
12/03/16	Kentucky	W	97-92	1	11
03/02/16	Oregon	L	68-76	9	–
02/12/16	Arizona	L	75-81	17	–
01/07/16	Arizona	W	87-84	7	–
12/19/15	North Carolina	L	76-89	11	22
12/12/15	Gonzaga	W	71-66	20	–
12/03/15	Kentucky	W	87-77	1	–
11/24/15	Kansas	L	73-92	5	–
03/27/15	Gonzaga	L	62-74	7	–
03/19/15	SMU	W	60-59	20	–
03/13/15	Arizona	L	64-70	5	–
02/21/15	Arizona	L	47-57	7	–
01/29/15	Utah	W	69-59	11	–
01/04/15	Utah	L	39-71	10	–
12/20/14	Kentucky	L	44-83	1	–
12/13/14	Gonzaga	L	74-87	9	–
11/27/14	North Carolina	L	56-78	5	22
03/27/14	Florida	L	68-79	1	20
03/15/14	Arizona	W	75-71	4	–
01/16/14	Colorado	W	69-56	21	25
01/09/14	Arizona	L	75-79	1	–
12/19/13	Duke	L	63-80	8	–
03/15/13	Arizona	W	66-64	18	24
03/02/13	Arizona	W	74-69	11	–
01/24/13	Arizona	W	84-73	6	–
01/19/13	Oregon	L	67-76	21	24
12/28/12	Missouri	W	97-94 (OT)	7	–
12/01/12	San Diego State	L	69-78	23	24
11/23/11	Michigan	L	63-79	15	–
11/22/11	Kansas	L	56-72	14	–
03/19/11	Florida	L	65-73	15	–
02/26/11	Arizona	W	71-49	10	–
12/18/10	BYU	W	86-79	16	–
12/02/10	Kansas	L	76-77	4	–
11/24/10	Villanova	L	70-82	7	–
12/06/09	Kansas	L	61-73	1	–
11/27/09	Butler	L	67-69	12	–
03/21/09	Villanova	L	69-89	11	18
02/19/09	Washington	W	85-76	22	20
02/12/09	Arizona State	L	67-74	18	11
01/17/09	Arizona State	L	58-61 (OT)	16	9
12/04/08	Texas	L	64-68	8	12
04/05/08	Memphis	L	63-78	2	3
03/29/08	Xavier	W	76-57	12	3
03/15/08	Stanford	W	67-64	11	3
03/06/08	Stanford	W	77-67 (OT)	7	3
02/07/08	Washington St.	W	67-59	17	5
01/12/08	Washington St.	W	81-74	4	5
01/03/08	Stanford	W	76-67	20	5
12/02/07	Texas	L	61-63	8	2
11/20/07	Michigan State	W	68-63	10	2
03/31/07	Florida	L	66-76	3	7
03/24/07	Kansas	W	68-55	2	7
03/22/07	Pittsburgh	W	64-55	10	7
03/01/07	Washington St.	W	53-45	13	2
02/17/07	Arizona	W	81-66	19	5
02/07/07	USC	W	70-65	19	2
02/01/07	Oregon	W	69-57	9	5
01/20/07	Arizona	W	73-69	11	3
01/06/07	Oregon	L	66-68	16	1
12/31/06	Washington	W	96-74	13	1
12/09/06	Texas A&M	W	65-62	6	1
11/22/06	Georgia Tech	W	88-73	19	5
11/21/06	Kentucky	W	73-68	20	5
04/03/06	Florida	L	57-73	10	7
04/01/06	LSU	W	59-45	19	7
03/25/06	Memphis	W	50-45	4	7
03/23/06	Gonzaga	W	73-71	5	7
02/11/06	Washington	L	67-70	21	13
01/21/06	West Virginia	L	56-60	12	18
01/14/06	Washington	L	65-69	13	11
01/05/06	Arizona	W	85-79	21	17
12/10/05	Nevada	W	67-56	17	16
11/23/05	Memphis	L	80-88	11	16

POSTSEASON NOTES

Last March, UCLA advanced to the NCAA Tournament's Sweet 16 (regional semifinals) for the 14th time since the tournament field expanded to at least 64 teams, starting in 1985. Previous trips, since 1985, have included Sweet 16 trips in 1990, 1992, 1995, 1997, 1998, 2000, 2001, 2002, 2006, 2007, 2008, 2014, 2015 and 2017. Through those 14 appearances, the Bruins have posted a 6-8 record with four trips to the NCAA Final Four (1995, 2006, 2007 and 2008). In the four most recent trips to the NCAA Final Four, UCLA has compiled a 3-3 record (including the 1995 NCAA title). Overall, UCLA has advanced to 48 NCAA Tournaments and 18 NCAA Final Fours and won a nation-leading 11 NCAA Championships.

WHO HAS UCLA PLAYED?

Since arriving as the Bruins' head coach in the spring of 2013, Steve Alford has added several marquee tournaments and home-and-home series to UCLA's schedule. The Bruins played in the 2014 Battle 4 Atlantis (Nassau, Bahamas), the 2015 Maui Invitational (Lahaina, Hawaii), the 2016 Wooden Legacy in Orange County (California) and the 2017 Pac-12 China Game in Shanghai. Under Alford, the Bruins have added home-and-home series against Gonzaga, Kentucky, Michigan and Cincinnati and have a home-and-home series against Notre Dame scheduled for the following two seasons (Dec. 2018 and Dec. 2019). In addition, the Bruins were able to add a neutral-site game against Duke in Dec. 2013 (at Madison Square Garden in New York) and played in the CBS Sports Classic on Dec. 23, 2017 for the fifth consecutive year.

Date	Opponent	Tournament or Home & Home		Result	Score	Venue
11/28/13	Nevada	Continental Tire Las Vegas Invitational		W	105-84	Orleans Arena (Las Vegas)
11/29/13	Northwestern	Continental Tire Las Vegas Invitational		W	95-79	Orleans Arena (Las Vegas)
12/19/13	Duke	Carquest Auto Parts Classic		L	63-80	Madison Square Garden (NYC)
12/28/13	Alabama	Home & Home Series		W	75-67	Pauley Pavilion
11/26/14	Oklahoma	Battle 4 Atlantis		L	65-75	Atlantis Resort (Bahamas)
11/27/14	North Carolina	Battle 4 Atlantis		L	56-78	Atlantis Resort (Bahamas)
11/28/14	UAB	Battle 4 Atlantis		W	88-76	Atlantis Resort (Bahamas)
12/13/14	Gonzaga	Home & Home Series		L	74-87	Pauley Pavilion
12/28/14	at Alabama	Home & Home Series		L	50-56	Coleman Coliseum
12/20/14	Kentucky	CBS Sports Classic		L	44-83	United Center (Chicago)
11/23/15	UNLV	Maui Jim Maui Invitational		W	77-75	Lahaina Civic Center
11/24/15	Kansas	Maui Jim Maui Invitational		L	73-92	Lahaina Civic Center
11/25/15	Wake Forest	Maui Jim Maui Invitational		L	77-80	Lahaina Civic Center
12/03/15	Kentucky	Home & Home Series		W	87-77	Pauley Pavilion
12/12/15	at Gonzaga	Home & Home Series		W	71-66	McCarthey Athletic Center
12/19/15	North Carolina	CBS Sports Classic		L	76-89	Barclays Center (Brooklyn)
11/24/16	Portland	Wooden Legacy		W	99-77	Titan Gym (Fullerton, Calif.)
11/25/16	Nebraska	Wooden Legacy		W	82-71	Titan Gym (Fullerton, Calif.)
11/27/16	Texas A&M	Wooden Legacy		W	74-67	Honda Center (Anaheim, Calif.)
12/03/16	at Kentucky	Home & Home Series		W	97-92	Rupp Arena
12/10/16	Michigan	Home & Home Series		W	102-84	Pauley Pavilion
12/17/16	Ohio State	CBS Sports Classic		W	82-68	T-Mobile Arena (Las Vegas)
11/20/17	Creighton	Hall of Fame Classic		L	89-100	Sprint Center (Kansas City, Mo.)
11/21/17	Wisconsin	Hall of Fame Classic		W	72-70	Sprint Center (Kansas City, Mo.)
12/09/17	at Michigan	Home & Home Series	(OT)	L	69-78	Ann Arbor, Mich.
12/16/17	Cincinnati	Home & Home Series		L	63-77	Pauley Pavilion
12/23/17	Kentucky	CBS Sports Classic		W	83-75	Smoothie King Center (New Orleans)

UCLA SIGNS THREE HIGH SCHOOL STANDOUTS DURING EARLY SIGNING PERIOD

Bruins' incoming class for next season includes Jules Bernard, Kenneth Nwuba and David Singleton

UCLA received signed National Letters of Intent from high school seniors Jules Bernard, Kenneth Nwuba and David Singleton during the early signing period in November 2017 (announced by head coach Steve Alford on Nov. 16, 2017).

Bernard, Nwuba and Singleton will enroll at UCLA in 2018 and begin their freshman seasons in Westwood during the 2018-19 school year. All three student-athletes are currently high school seniors – Bernard at Windward School (Los Angeles), Singleton at Bishop Montgomery High School (Torrance, Calif.) and Nwuba at Huntington Prep in West Virginia.

"We're very excited to add these three young men to our program," Alford said. "With Jules and David, you're talking about a pair of talented guards from the Los Angeles area who have had successful high school careers. David helped lead Bishop Montgomery to the CIF state title last year, which is an extremely impressive feat here in California. Being able to add Kenneth to our team's frontcourt is tremendous. He's a player with great athletic ability, size and strength. These three players provide a great start for our 2018 recruiting class."

Bernard has been ranked No. 44, nationally, in his high school class by Rivals.com. The 6-foot-6 guard from Los Angeles has also been tabbed the No. 47 player in the country by ESPN.com and No. 52 by Scout.com. As a junior last season at Windward, he averaged 25.3 points and 13.7 rebounds per game. Bernard secured All-CIF Southern Section Division 2AA honors last season and captured first-team Division 3 acclaim from MaxPreps.com.

Singleton has been ranked No. 60, nationally, in his high school class by Scout.com. He has also been ranked No. 66 by ESPN.com and No. 92 by Rivals.com. A 6-foot-4 guard from Los Angeles, Singleton registered 16.2 points and 6.1 rebounds per game last season as a junior. He helped his high school program win the 2017 CIF State Championship in the Open Division final. In addition, Singleton secured Los Angeles Times All-Area Team honors and was selected to the All-CIF Southern Section Open Division Team.

Nwuba, a 6-foot-10 center who is originally from Lagos, Nigeria, spent last season at Oak Hill Academy in Virginia and is currently a senior at Huntington Prep. As a junior in 2016-17, Nwuba averaged seven points, eight rebounds and nearly four blocks per game.

UCLA'S SIGNEES FOR 2018-19

Jules Bernard	G	6-6	Los Angeles, Calif.
Kenneth Nwuba	C	6-10	Lagos, Nigeria
David Singleton	G	6-4	Los Angeles, Calif.

2017 POSTSEASON

UCLA advanced to the NCAA Tournament's Sweet 16 last March for the third time in four years. The Bruins became just the sixth team in the nation to have earned a third trip to the Sweet 16 in the previous four seasons (2014-2017). Joining UCLA on that six-team list included Arizona, Gonzaga, Kentucky, North Carolina and Wisconsin. The Bruins defeated Kent State in a first round contest (97-80) before taking down Cincinnati two days later (79-67). The Bruins' season ended in the Sweet 16 against Kentucky (UCLA lost, 86-75, in Memphis, Tenn.).

BRUINS IN OVERTIME

The Bruins have played two games into overtime this season – UCLA defeated Central Arkansas (106-101) in Pauley Pavilion on Wednesday, Nov. 15 and lost at Michigan (78-69) on Saturday, Dec. 9. Including these two games, UCLA has compiled a 2-4 under head coach Steve Alford in overtime games. Since the start of the 1999-2000 season, UCLA has gone 22-14 in overtime games. Below are each of the Bruins' overtime contests dating back to the start of the 1996-97 season.

Date	Opponent	W/L	Score		
under Steve Alford (2-4)					
12/09/17	Michigan	L	69-78	A	1-OT
11/15/17	Central Arkansas	W	106-101	H	1-OT
01/01/16	Washington	L	93-96	A	2-OT
11/13/15	Monmouth	L	81-84	H	1-OT
01/08/15	Stanford	W	86-81	H	2-OT
02/27/14	Oregon	L	83-87	A	2-OT
under Ben Howland (12-8)					
02/27/13	Arizona State	W	79-74	H	1-OT
01/30/13	USC	L	71-75	H	1-OT
12/28/12	Missouri	W	97-94	H	1-OT
11/13/12	UC Irvine	W	80-79	H	1-OT
03/05/11	Washington State	W	58-54	A	1-OT
02/20/11	California	L	72-76	A	1-OT
01/29/11	Arizona State	W	73-72	A	1-OT
01/28/10	Oregon	L	66-71	A	1-OT
01/06/10	California	W	76-75	A	1-OT
11/16/09	Cal State Fullerton	L	65-68	H	2-OT
01/17/09	Arizona State	L	58-61	H	1-OT
03/06/08	Stanford	W	77-67	H	1-OT
03/08/07	California	L	69-76	N	1-OT
03/02/06	California	W	67-58	A	1-OT
02/03/05	Washington State	W	58-56	A	1-OT
01/06/05	Washington State	W	80-77	H	2-OT
02/25/04	USC	L	77-78	A	1-OT
02/12/04	Arizona State	L	62-74	A	1-OT
01/10/04	Washington	W	86-84	A	1-OT
12/13/03	Loyola Marymount	W	69-66	H	1-OT
under Steve Lavin (12-4)					
03/13/03	Arizona	W	96-89	N	1-OT
02/20/03	California	W	76-75	H	1-OT
01/30/03	Oregon	L	91-96	H	1-OT
11/26/02	San Diego	L	81-86	H	1-OT
03/17/02	Cincinnati	W	105-101	N	2-OT
02/24/01	Oregon State	W	68-65	A	1-OT
02/15/01	Arizona	W	79-77	H	1-OT
11/10/00	Kentucky	W	97-92	N	1-OT
03/04/00	Stanford	W	94-93	A	1-OT
12/23/99	South Florida	W	103-98	N	1-OT
01/04/99	Arizona State	W	88-85	H	1-OT
02/18/98	USC	W	82-75	A	1-OT
03/20/97	Iowa State	W	74-73	N	1-OT
01/30/97	Oregon	L	85-87	A	1-OT
01/18/97	Arizona	W	84-78	H	1-OT
11/20/96	Tulsa	L	76-77	H	1-OT

BRUINS IN THE NBA (JANUARY 2018)

Player	NBA Team	NBA Season	Years in NBA	Years at UCLA
Arron Afflalo	Orlando Magic	11th season	2008-2017	2005-2007
Ike Anigbogu	Indiana Pacers	1st season	1st season	2017
Kyle Anderson	San Antonio Spurs	4th season	2015-2017	2013-2014
Trevor Ariza	Houston Rockets	14th season	2005-2017	2004
Lonzo Ball	Los Angeles Lakers	1st season	1st season	2017
Darren Collison	Indiana Pacers	9th season	2010-2017	2006-2009
Jrue Holiday	New Orleans Pelicans	9th season	2010-2017	2009
Zach LaVine	Chicago Bulls	4th season	2015-2017	2014
TJ Leaf	Indiana Pacers	1st season	1st season	2017
Kevon Looney	Golden State Warriors	3rd season	2016-2017	2015
Kevin Love	Cleveland Cavaliers	10th season	2009-2017	2008
Luc Richard Mbah a Moute	Houston Rockets	10th season	2009-2017	2006-2008
Shabazz Muhammad	Minnesota Timberwolves	5th season	2014-2017	2013
Norman Powell	Toronto Raptors	3rd season	2016-2017	2012-2015
Russell Westbrook	Oklahoma City Thunder	10th season	2009-2017	2007-2008

• Since 1948, UCLA has produced the second-most NBA draft selections (118) ... Kentucky tops that list with 124 draft picks. Trailing Kentucky and UCLA on the all-time list are North Carolina (112) and Duke (90) ... with 15 former players on NBA rosters, UCLA leads all Pac-12 programs in that category and ranks fourth, nationally ... last season, 13 Bruins competed in the NBA, including five players from UCLA's 2013-14 squad.

• Last season, Russell Westbrook became the third player from UCLA to secure NBA Most Valuable Player acclaim ... Kareem Abdul-Jabbar (known as Lew Alcindor while in college) earned MVP honors six times (1971, 1972, 1974, 1976, 1977 and 1980) and Bill Walton was named the league's MVP in 1978 ... UCLA has become the first school in the nation to have produced three players who won the NBA's Most Valuable Player Award.

FROM WESTWOOD TO THE NBA

• Russell Westbrook was named MVP of the NBA All-Star Game in 2015 and 2016 ... he competed in his sixth career All-Star Game in 2017, scoring 41 points in that contest ... Westbrook's former UCLA teammate Kevin Love was chosen for the fourth time in his NBA career (in 2017), but could not participate in last year's All-Star Game due to injury.

• UCLA's former guards stole the show at both NBA All-Star Weekends in 2015 (New York) and 2016 (Toronto) ... during each All-Star Weekend, Zach LaVine won the annual Slam Dunk Contest one night before Westbrook captured NBA All-Star Game Most Valuable Player (MVP) accolades.

• Ten UCLA players under head coach Steve Alford have advanced to the NBA. Six of those Bruins were first-round NBA draft picks (Zach LaVine, Jordan Adams, Kyle Anderson, Kevon Looney, Lonzo Ball and TJ Leaf). Norman Powell and Ike Anigbogu were second-round draft picks, while Travis Wear and David Wear joined NBA teams as undrafted free agents.

PRESEASON PROJECTIONS

UCLA was selected third in the preseason Pac-12 media poll, announced at Pac-12 media day in San Francisco (Oct. 12). Arizona was picked to finish first in the preseason poll, earning 22 of 23 first-place votes. USC was selected second, receiving one first-place vote.

PREDICTIONS: Members of the media have correctly picked the regular-season winner of the conference 15 times in 25 tries, while the winner has been accurately chosen in 17 of the 28 all-time preseason votes. UCLA was selected third in last season's preseason poll and finished third in the league standings with a 15-3 conference record.

LAST TIME: UCLA last won the Pac-12's regular-season crown in 2012-13. Other previous regular-season titles for UCLA took place in 2005-06, 2006-07 and 2007-08. The Bruins finished second in the league in 2013-14 and third in 2016-17. UCLA most recently won the Pac-12 Tournament Championship in 2014 (in Las Vegas, Nev.).

	Team	Points
1.	Arizona (22)	273
2.	USC (1)	251
3.	**UCLA**	**223**
4.	Oregon	203
5.	Stanford	182
6.	Arizona State	146
7.	Utah	129
8.	Oregon State	125
9.	Colorado	112
10.	Washington	71
11.	California	46
12.	Washington State	33

MO OSTIN BASKETBALL CENTER

UCLA officially opened the Mo Ostin Basketball Center with a grand opening ceremony on Thursday, Oct. 26. The state-of-the-art facility not only provides the men's and women's basketball teams with vital resources, but also frees up facility access for other programs and student-athletes. With approximately 35,000 gross square feet of space, the facility stands near Pauley Pavilion's southwest corner, along the south end of the Los Angeles Tennis Center.

The Mo Ostin Basketball Center was designed by award-winning architectural design firm Kevin Daly Architects, in partnership with globally acclaimed high-performance design firm AECOM. The practice facility features two separate courts – Russell Westbrook Court for the men's team and Ann Meyers Drysdale Court for the women's team. The building also houses the Kevin Love Athletic Performance Center, which is raised over the main entrance, has its own skylights and includes separate offices for the athletic performance staffs of the men's and women's basketball teams.

UCLA's facility also features separate conference rooms for the men's and women's basketball teams that each overlook their respective courts. The Mo Ostin Basketball Center includes locker rooms for the student-athletes, a film room, an equipment room, a training room, a nutrition center, an alumni locker room and locker rooms for the coaching staffs. Portions of the facility's hallways include "By the Numbers" displays and an Under Armour uniform presentation. Adjacent to both courts is a "Champions Plaza" patio with a wall that honors student-athletes from past men's and women's teams.

The Bruins' state-of-the-art facility is named after legendary music industry executive and philanthropist Morris "Mo" Ostin, who generously committed $10 million to the project. Ostin, who holds a B.A. in Economics from UCLA, serves as Chairman Emeritus of Warner Bros. His influence is reflected throughout the building, from a state-of-the-art sound system, acoustics and videoboard to the design of the donor display in the lobby, which was modeled after a sheet of music.



Josh Lewin (left) and Tracy Murray

UCLA BASKETBALL ON THE AIR

For the 10th straight season, UCLA men's basketball games are being produced by the UCLA Sports Network from IMG, with AM 570 Fox Sports LA in Los Angeles serving as the flagship station for the network.

The 2017-18 campaign marks the 21st year of UCLA's partnership with AM 570 Fox Sports LA owner iHeartMedia (formerly Clear Channel Communications). Other stations on the UCLA Sports Network from IMG include KXEX (1550 AM) in Fresno, Calif., and KSLK (96.1 FM) in Visalia, Calif. The primary sister station in Southern Calfiornia is AM 1150 (KEIB), when scheduling conflicts arise with other Los Angeles-based professional teams.

All 31 regular-season games are being televised live in 2017-18. The Bruins have at least 12 games broadcast by the ESPN family of networks. Four are to be televised by FOX Sports, and 12 are being carried by Pac-12 Networks. CBS is televising three games on consecutive Saturdays next month (Dec. 9, Dec. 16, Dec. 23).

Josh Lewin enters his second year serving as the play-by-play voice for UCLA men's basketball and football. He was at UCLA in June 2016. In addition to calling UCLA men's basketball and football games, Lewin recently completed his sixth season handling play-by-play duties for the New York Mets. He served as the voice of the San Diego Chargers for 12 seasons (2005-06 through 2016-17). Lewin has over two decades of experience calling NFL, MLB, NHL and NCAA football and basketball contests.

Lewin is joined at his broadcast position by Tracy Murray, now in his ninth season as an analyst. Murray, who played at UCLA from 1990-92 before enjoying a 12-year NBA career, spent the 2015-16 season as a shooting coach for the Los Angeles Lakers. Previously, he served as a radio analyst with UCLA from 2008 through 2015.

Murray currently ranks 10th on UCLA's all-time scoring list with 1,792 career points in 98 games. He was a first-round pick in the 1992 NBA Draft by the San Antonio Spurs following his junior season at UCLA (1991-92).

Fans around the nation can also follow select UCLA games on SIRIUS and XM Satellite Radio. Broadcasts can be heard online by visiting www.uclabruins.com.

LISTEN WITH "TUNE IN"

Fans can listen to UCLA men's basketball games at AM 570 (KLAC) or via the TuneIn Radio app, available free of charge by visiting www.tunein.com. UCLA's home games will be broadcast on AM 1150 when the Los Angeles Clippers have a radio broadcast on AM 570.

The TuneIn radio app allows fans to listen to the world's sports, news, talk and music online and through mobile devices.

HEAD COACH STEVE ALFORD'S YEAR-BY-YEAR TOTALS

Year	School	Record	Pct.	League	Pct.	Postseason
1991-92	Manchester College	4-16	.200	3-11	.214	–
1992-93	Manchester College	20-8	.714	7-5	.583	NCAA Division III (0-1)
1993-94	Manchester College	23-4	.852	10-2	.833	NCAA Division III (0-1)
1994-95	Manchester College	31-1	.969	12-0	1.000	NCAA Division III (3-1), National Runner-up
1995-96	Missouri State	16-12	.571	11-7	.611	–
1996-97	Missouri State	24-9	.727	12-6	.667	NIT (0-1)
1997-98	Missouri State	16-16	.500	11-7	.611	–
1998-99	Missouri State	22-11	.667	11-7	.611	NCAA (2-1)
1999-00	Iowa	14-16	.467	6-10	.375	–
2000-01	Iowa	23-12	.657	7-9	.438	NCAA (1-1), Big Ten Tournament Champs
2001-02	Iowa	19-16	.543	5-11	.313	NIT (0-1)
2002-03	Iowa	17-14	.548	7-9	.438	NIT (2-1)
2003-04	Iowa	16-13	.552	9-7	563	NIT (0-1)
2004-05	Iowa	21-12	.636	7-9	.438	NCAA (0-1)
2005-06	Iowa	25-9	.735	11-5	.688	NCAA (0-1), Big Ten Tournament Champs
2006-07	Iowa	17-14	.548	9-7	.563	–
2007-08	New Mexico	24-9	.727	11-5	.688	NIT (0-1)
2008-09	New Mexico	22-12	.647	12-4	.750	NIT (1-1)
2009-10	New Mexico	30-5	.857	14-2	.875	NCAA (1-1)
2010-11	New Mexico	22-13	.629	8-8	.500	NIT (1-1)
2011-12	New Mexico	28-7	.800	10-4	.714	NCAA (1-1), MWC Tournament Champs
2012-13	New Mexico	29-6	.829	13-3	.813	NCAA (0-1), MWC Tournament Champs
2013-14	UCLA	28-9	.757	12-6	.667	NCAA (2-1), Pac-12 Tournament Champs
2014-15	UCLA	22-14	.611	11-7	.611	NCAA (2-1)
2015-16	UCLA	15-17	.469	6-12	.333	–
2016-17	UCLA	31-5	.861	15-3	.833	NCAA (2-1)
2017-18	UCLA	11-3	.786	2-0	1.000	–
4 seasons at Manchester College		**78-29**	**.729**	**32-18**	**.640**	**3 NCAA D-III Tournaments**
4 seasons at Missouri State		**78-48**	**.619**	**45-27**	**.625**	**1 NCAA Tournament, 1 Sweet 16**
8 seasons at Iowa		**152-106**	**.589**	**61-67**	**.477**	**3 NCAA Tournaments**
6 seasons at New Mexico		**155-52**	**.749**	**68-26**	**.723**	**3 NCAA Tournaments**
5th season at UCLA		**107-48**	**.690**	**46-28**	**.622**	**3 NCAA Tournaments, 3 Sweet 16s**
27th SEASON OVERALL		**570-283**	**.668**	**252-166**	**.603**	**13 NCAA Tournaments, 4 Sweet 16s**

NOTES ON UCLA HEAD COACH STEVE ALFORD

• Leads all coaches, age 53 and under, in career NCAA wins with 570 (Steve Alford turned 53 on Nov. 23, 2017) ... entered the 2017-18 season with a 559-280 overall record through 26 seasons coaching college basketball ... has compiled a 481-251 record at the NCAA Division I level the previous 22 seasons ... has totaled at least 22 wins in 10 of the last 11 seasons.

• Last season, he helped UCLA post a 31-5 overall record and 15-3 mark in Pac-12 play, as the Bruins defeated every team that they faced ... the Bruins tied the program record for regular-season victories (28, also accomplished in 2007-08) ... UCLA has advanced to the Sweet 16 in three of the last four seasons and are one of just six schools in the nation to have accomplished that feat.

• Helped New Mexico secure four Mountain West Conference regular-season titles and two conference tournament championships ... coached UNM to its two highest single-season victory totals (30 wins in 2009-10, 29 wins in 2012-13).

• Has been Iowa's only head coach to lead that program to the Big Ten Tournament's title game (in 2001, 2002 and 2006) ... led Iowa to the Big Ten Tournament Championship in 2001 and 2006 ... established a school-record seven straight winning seasons (2001-07).

• Guided Missouri State (then named Southwest Missouri State) to its only appearance in the Sweet 16 in 1999 ... took over as head coach at Missouri State in the summer of 1995 (age 31) after having led Manchester College to a NCAA Division III runner-up finish.

HEAD COACH STEVE ALFORD



Record at UCLA
107-48 (5th season)

Overall Record
570-283 (27th season)

Steve Alford has entered his 27th season as a college head coach in 2017-18. He guided UCLA to Sweet 16 appearances in three of his previous four seasons. In addition, he led UCLA to the Pac-12 Tournament title in 2014.

ELITE COMPANY

Steve Alford is one of 12 head coaches to have led at least four NCAA Division I programs to the NCAA Tournament (Missouri State, Iowa, New Mexico and UCLA). His UCLA teams have advanced to the Sweet 16 of the NCAA Tournament in 2014, 2015 and 2017. In 2014, he became UCLA's first head coach to lead the Bruins to the Pac-12 Tournament title in his first year as head coach.

The other 11 coaches to have led at least four NCAA Division I teams to the NCAA Tournament include John Beilein, Lefty Driesell, Cliff Ellis, Larry Eustachy, Jim Harrick, Lon Kruger, Fran McCaffery, Tom Penders, Rick Pitino, Tubby Smith and Eddie Sutton. Eight of those 11 coaches are active head coaches.

Of the 12 coaches who have led four different schools to the NCAA Division I Tournament, only five have won at least one game at all four schools. Lon Kruger has won at least one game at five schools.

Steve Alford
Missouri State, Iowa, New Mexico, UCLA

Jim Harrick
Pepperdine, UCLA, Rhode Island, Georgia

Lon Kruger
Kansas State, Florida, Illinois, UNLV, Oklahoma

Tubby Smith
Tulsa, Georgia, Kentucky, Minnesota

Eddie Sutton
Creighton, Arkansas, Kentucky, Oklahoma State

Steve Alford's Career Records vs. NCAA D-I Opponents

Air Force	15-1	Dayton	1-1	Iowa State	5-4	Nevada	3-0	San Diego	6-0	UC Riverside	3-0
Alabama	1-3	Detroit Mercy	3-0	Kansas	1-1	New Mexico State	10-2	San Diego State	7-8	UC Santa Barbara	2-0
Alabama State	1-0	Drake	14-2	Kent State	1-0	New Orleans	1-0	Santa Clara	1-0	UMKC (Missouri-Kansas City)	2-0
Arizona	3-6	Drexel	1-0	Kentucky	4-3	Nicholls State	2-0	SMU	1-0	UNC Asheville	1-0
Arizona State	8-2	Duke	0-3	Liberty	1-0	North Carolina	0-3	South Carolina State	1-0	UNC Charlotte	0-1
Boise State	4-0	Duquesne	1-0	Long Beach State	6-0	North Dakota	1-0	South Dakota State	0-1	UNC Greensboro	1-0
Boston College	1-0	East Carolina	0-1	Longwood	1-0	Northern Arizona	1-0	Southeast Missouri State	2-0	UNC Wilmington	1-0
Boston University	1-0	Eastern Illinois	2-0	Louisiana Tech	3-0	Northern Illinois	1-0	Southern Illinois	6-2	UNLV	8-7
Bowling Green	2-0	Eastern Washington	2-0	Louisiana-Lafayette	2-1	Northern Iowa	11-6	Southern Methodist	1-0	USC	9-4
Bradley	6-5	Evansville	3-6	Louisville	2-1	Northwestern	8-6	Southern Mississippi	2-0	Utah	8-7
Butler	1-1	Fairfield	1-0	Loyola Marymount	1-0	Northwestern State	2-1	Southern Utah	1-0	Valparaiso	3-0
BYU	5-4	Florida	0-1	LSU	0-1	Northwood	1-0	St. Bonaventure	1-0	VCU	0-1
Cal Poly	1-0	Florida Atlantic	1-0	Maryland	0-1	Notre Dame	0-1	Stanford	5-4	Villanova	0-1
Cal State Fullerton	1-0	Kansas	1-3	Maryland Eastern Shore	2-0	Oakland	1-0	Stephen F. Austin	2-0	Virginia Tech	0-1
California	5-4	Florida State	0-1	McNeese State	1-0	Ohio	1-0	TCU	8-4	Wake Forest	0-1
Centenary	2-0	Fresno State	3-0	Memphis	1-0	Ohio State	9-8	Tennessee	1-1	Washington	5-3
Central Arkansas	1-0	George Mason	1-0	Mercer	2-0	Oklahoma	0-1	Tennessee State	1-0	Washington State	6-2
Central Florida	0-1	Georgia State	1-0	Miami (Ohio)	1-0	Oklahoma State	1-0	Tennessee-Martin	1-0	Weber State	2-0
Chattanooga	2-0	Georgia Tech	2-1	Michigan	7-8	Oral Roberts	1-1	Texas	1-1	Western Carolina	1-0
Cincinnati	2-3	Gonzaga	1-2	Michigan State	6-9	Oregon	4-5	Texas A&M	2-0	Western Illinois	1-0
Coastal Carolina	1-0	Grambling State	1-0	Minnesota	11-5	Oregon State	6-3	Texas El Paso	2-1	Western Michigan	1-0
Colgate	1-0	Harvard	0-1	Mississippi	1-1	Pacific	1-0	Texas Pan American	2-0	Wichita State	5-3
Colorado	7-1	Hawaii	3-0	Mississippi State	0-1	Penn State	11-4	Texas San Antonio	2-0	Wisconsin	6-12
Colorado State	10-2	Houston Baptist	1-0	Missouri	3-5	Pepperdine	1-0	Texas Southern	3-0	Wisconsin Green Bay	1-0
Connecticut	2-0	Idaho	2-1	Missouri State	1-0	Portland	2-0	Texas Tech	4-4	Wisconsin Milwaukee	1-0
Coppin State	1-0	Idaho State	1-0	Monmouth	0-1	Prairie View A&M	1-0	The Citadel	2-0	Wyoming	12-2
Cornell	1-0	Illinois	4-10	Montana	1-0	Presbyterian	1-0	Toledo	1-0		
Creighton	8-8	Illinois Chicago	1-0	Montana State	3-0	Purdue	9-6	Troy State	1-0		
CSU Bakersfield	2-0	Illinois State	4-6	Morehead State	2-0	Robert Morris	1-0	Tulsa	4-1		
CSUN	3-0	Indiana	8-7	N.C. State	1-1	Sacramento State	1-0	UAB	2-0		
Davidson	1-0	Indiana State	8-2	Nebraska	2-0	Saint Louis	6-3	UC Irvine	1-0		

ABOUT UCLA's COACHING STAFF



Duane Broussard
Alma Mater: Bradley '93
Associate Head Coach, 5th season

• Currently in his fifth season on UCLA's coaching staff ... spent 10 seasons working with the men's basketball program at the University of New Mexico prior to his arrival in Westwood ... is the only member of this coaching staff who worked with Steve Alford at the University of New Mexico.

• Now in his 10th season working alongside Steve Alford ... helped UCLA post a 96-45 overall record in his first four seasons at UCLA ... helped to lead the Bruins to Sweet 16 appearances in 2014, 2015 and 2017 ... through 23 previous years on college staffs, his teams have gone 478-258 (.649 win percentage).

• New Mexico posted a .655 win percentage in his 10 seasons on staff ... in his final two years, the Lobos won the Mountain West Conference's regular-season and tournament titles (combined 57-13 record).

• While at UCLA and New Mexico, he has been responsible for 13 NBA Draft selections (10 first-round picks) ... at UCLA: Zach LaVine (2014), Jordan Adams (2014), Kyle Anderson (2014), Kevon Looney (2015), Norman Powell (2015), Lonzo Ball (2017), TJ Leaf (2017), Jonah Bolden (2017), Ike Anigbogu (2017) ... at New Mexico: Danny Granger (2005), J.R. Giddens (2008), Darington Hobson (2010) and Tony Snell (2013).

• Served on the men's basketball staff at Bradley University (Peoria, Ill.) for nine seasons, working as an assistant coach the final six years (1997-2002) under head coach Jim Molinari ... four-year basketball letterwiner at Bradley from 1990-93 ... graduated from Bradley in 1993 with degrees in criminal justice and sociology ... earned a master's degree in public service administration from Bradley in 1997.



David Grace
Alma Mater: Park University '03
Assistant Coach, 5th season

• Has helped lead UCLA to a 96-45 overall record the previous four seaons ... joined UCLA's coaching staff in April 2013 after five seasons as an assistant coach at Oregon State.

• Has been a part of three UCLA teams that have advanced to the NCAA Tournament's Sweet 16 (2014, 2015, 2016) ... also has helped the Bruins secure three recruiting classes ranked in the top-five, nationally.

• Now in his fifth season in Westwood, has helped the Bruins produce nine NBA Draft selections (including six first-round picks): Zach LaVine (2014), Jordan Adams (2014), Kyle Anderson (2014), Kevon Looney (2015), Norman Powell (2015), Lonzo Ball (2017), TJ Leaf (2017), Jonah Bolden (2017) and Ike Anigbogu (2017).

• In his five seasons at Oregon State, helped the Beavers record their most wins (78, during a five-year span) since 1988 to 1992 ... proved instrumental in OSU recruiting Roberto Nelson and Joe Burton from southern California to Oregon State ... Nelson led the Pac-12 in scoring in conference games in 2012-13 and was conference's leading scorer in 2013-14 ... Burton served as team captain during his senior year (2012-13) and produced over 1,000 career points, 700 rebounds and 300 assists.

• A military veteran who served in Operation Desert Storm, he rose through the high school and college coaching ranks prior to his arrival at Oregon State ... has played, coached and refereed basketball games across America and on three continents ... began his collegiate coaching career at Sacramento State (2006-07) before serving as an assistant coach at the University of San Francisco.

• Worked as a high school teacher and head coach in Arizona in the mid-2000s after having served 20 years in the United States' Air Force ... has degrees in logistical and social services from the Air Force and earned his bachelor's of science degree in management and human resources from Park University in 2003 ... began coaching basketball with Boo Williams' AAU program in Hampton, Virginia in 2003.



Tyus Edney
Alma Mater: UCLA '97
Assistant Coach, 1st season

• Promoted to assistant coach in April 2017 after having served as UCLA's Director of Operations the previous seven seasons ... as Director of Operations, handled day-to-day logistical and administrative duties.

• Over the previous seven seasons working at UCLA, the Bruins' program has advanced to five NCAA Tournaments and made three trips to the Sweet 16 (2014, 2015 and 2017).

• Among the all-time great point guards at UCLA, Edney led UCLA to the 1995 NCAA Championship as a senior ... he enjoyed a tremendous four-year collegiate career (1992-95) and still ranks second on the school's all-time assists list (652), third in free throws made (450), third in steals (224) and 21st in scoring (1,515 points).

• Played four seasons in the NBA (1996-98, 2001) for the Sacramento Kings, Boston Celtics and Indiana Pacers and spent nearly 10 years competing internationally in Europe ... was a three-time first-team All-Pac-10 selection at UCLA.

MISCELLANEOUS STATS

CAREER TOTALS (alphatetical by class)

PLAYER	GP	PTS	REB	AST
György G.G. Goloman	99	306	250	68
Ikenna Okwarabizie	25	8	18	0
Thomas Welsh	113	1008	831	82
Alec Wulff	27	18	1	4
Aaron Holiday	82	1030	259	361
Prince Ali	43	251	65	35
Armani Dodson	3	2	3	0
Alex Olesinski	37	95	101	10
Isaac Wulff	7	7	2	0
Jaylen Hands	13	159	53	36
Chris Smith	14	68	27	8
Joseph Wallace	2	0	1	0
Kris Wilkes	14	183	80	17

	GAMES PLAYED		STARTS	
PLAYER	17-18	CAREER	17-18	CAREER
Prince Ali	14	43	9	9
Armani Dodson	0	3	0	0
György G.G. Golomán	14	99	14	19
Jaylen Hands	13	13	5	5
Aaron Holiday	14	82	14	46
Ikenna Okwarabizie	5	24	0	0
Alex Olesinski	14	37	0	0
Chris Smith	14	14	0	0
Joseph Wallace	2	2	0	0
Thomas Welsh	14	113	14	75
Kris Wilkes	14	14	14	14
Alec Wulff	5	27	0	0
Isaac Wulff	2	7	0	0

	DOUBLE-FIGURE POINTS		REBOUNDS	
PLAYER	17-18	CAREER	17-18	CAREER
Prince Ali	7	10	0	0
György G.G. Golomán	4	5	0	0
Jaylen Hands	9	9	0	0
Aaron Holiday	13	57	0	0
Alex Olesinski	1	1	1	1
Chris Smith	3	3	0	0
Thomas Welsh	11	55	10	32
Kris Wilkes	10	10	1	1

DOUBLE-DOUBLES

PLAYER	2017-18	CAREER
Thomas Welsh	9	28
Aaron Holiday	1	*2
Kris Wilkes	1	1

*one double-double in 2016-17 was of the point-assist variety

30+ POINTS

PLAYER	2017-18	CAREER
Aaron Holiday	1	1

20+ POINTS

PLAYER	2017-18	CAREER
Aaron Holiday	5	8
Thomas Welsh	1	5
Kris Wilkes	3	3
Prince Ali	2	2
Jaylen Hands	2	2

10+ REBOUNDS

PLAYER	2017-18	CAREER
Thomas Welsh	10	32
Alex Olesinski	1	1
Kris Wilkes	1	1

10+ ASSISTS

PLAYER	2017-18	CAREER
Aaron Holiday	0	1

UCLA's RADIO/TV ROSTER



ALEX OLESINSKI
R-SO, F – 6-10, 200
PPG: 4.8 RPG: 3.9
GP/GS: 14/0



CODY RILEY
FR, F – 6-10, 260
PPG: --- RPG: ---
GP/GS: --/--



AARON HOLIDAY
JR, G – 6-1, 185
PPG: 18.4 RPG: 4.3 APG: 5.4
GP/GS: 14/14



JAYLEN HANDS
FR, G – 6-3, 175
PPG: 12.2 RPG: 4.1 APG: 2.8
GP/GS: 13/5



CHRIS SMITH
FR, G – 6-9, 200
PPG: 4.9 RPG: 1.9
GP/GS: 14/0



ISAAC WULFF
SO, G – 6-3, 185
PPG: 1.0 RPG: 0.0
GP/GS: 2/0



KRIS WILKES
FR, G – 6-8, 195
PPG: 13.1 RPG: 5.7
GP/GS: 14/14



GYÖRGY "G.G." GOLOMAN
SR, F – 6-11, 225
PPG: 7.1 RPG: 5.1
GP/GS: 14/14



ALEC WULFF
SR, G – 6-3, 190
PPG: 1.2 RPG: 0.0
GP/GS: 5/0



ARMANI DODSON
SO, G – 6-5, 200
PPG: 0.0 RPG: 1.0
GP/GS: 2/0



PRINCE ALI
R-SO, G – 6-3, 190
PPG: 9.9 RPG: 2.4
GP/GS: 14/9



JALEN HILL
FR, F – 6-10, 230
PPG: --- RPG: ---
GP/GS: --/--



JOSEPH WALLACE
FR, G – 6-2, 185
PPG: 0.0 RPG: 0.5
GP/GS: 2/0



IKENNA OKWARABIZIE
SR, C – 6-9, 255
PPG: 1.2 RPG: 1.4
GP/GS: 5/0



THOMAS WELSH
SR, C – 7-0, 255
PPG: 12.6 RPG: 11.0
GP/GS: 14/14



STEVE ALFORD
HEAD COACH
5th Year at UCLA
27th Year Overall



DUANE BROUSSARD
ASSOCIATE HEAD COACH
5th Year



DAVID GRACE
ASSISTANT COACH
5th Year



TYUS EDNEY
ASSISTANT COACH
1st Year

PAC-12 CONFERENCE

2017-18 Pac-12 Standings (thru Jan. 1)

Team	Pac-12	Pct.	GB	Overall	Pct.
UCLA	**2-0**	**1.000**	**–**	**11-3**	**.786**
Utah	2-0	1.000	–	10-3	.769
Arizona	1-0	.000	0.5	11-3	.786
California	1-0	.000	0.5	7-7	.500
Washington	1-1	.500	1.0	11-4	.733
Oregon	1-1	.500	1.0	11-4	.733
Oregon State	1-1	.500	1.0	9-5	.643
USC	1-1	.500	1.0	10-5	.667
Arizona State	0-1	.000	1.5	12-1	.923
Stanford	0-1	.000	1.5	6-8	.429
Colorado	0-2	.000	2.0	8-6	.571
Washington State	0-2	.000	2.0	8-6	.571

2016-17 Final Pac-12 Standings

Team	Pac-12	Pct.	GB	Overall	Pct.
Arizona	16-2	.889	–	32-5	.865
Oregon	16-2	.889	–	33-6	.846
UCLA	**15-3**	**.833**	**1.0**	**31-5**	**.861**
Utah	11-7	.611	5.0	20-12	.625
California	10-8	.556	6.0	21-13	.618
USC	10-8	.556	6.0	26-10	.722
Colorado	8-10	.444	8.0	19-15	.559
Arizona State	7-11	.389	9.0	15-18	.455
Stanford	6-12	.333	10.0	14-17	.452
Washington State	6-12	.333	10.0	13-18	.419
Washington	2-16	.111	14.0	9-22	.290
Oregon State	1-17	.056	15.0	5-27	.156

PAC-12 SCOREBOARD

Friday, Dec. 29
Utah 66, at Oregon 56
Washington 88, at USC 81
at UCLA 96, Washington State 82
at Oregon State 76, Colorado 57

Saturday, Dec. 30
at Arizona 84, Arizona State 78
California 77, at Stanford 74

Sunday, Dec. 31
Utah 66, at Oregon State 64
at UCLA 74, Washington 53
at USC 89, Washington State 71
at Oregon 77, Colorado 62

UPCOMING PAC-12 GAMES

Thursday, Jan. 4

Arizona State at Colorado (P12N)	5:30 p.m.
Arizona at Utah (ESPN)	6 p.m.
UCLA at Stanford (FS1)	7 p.m.
USC at California (P12N)	7:30 p.m.

Friday, Jan. 5

Oregon at Oregon State (FS1)	7 p.m.

Saturday, Jan. 6

Arizona at Colorado (P12N)	11 a.m.
Washington at Washington State (P12N)	1 p.m.
UCLA at California (P12N)	3:30 p.m.

Sunday, Jan. 7

Arizona State at Utah (ESPNU)	5 p.m.
USC at Stanford (FS1)	7 p.m.

Wednesday, Jan. 10

Colorado at USC (FS1)	7 p.m.

Thursday, Jan. 11

Oregon State at Arizona (P12N)	6 p.m.
Stanford at Washington State (ESPNU)	6 p.m.
Oregon at Arizona State (FS1)	7 p.m.
California at Washington (P12N)	8 p.m.
Utah at UCLA (ESPN2)	8 p.m.

Game times listed are Pacific.

UCLA'S RECORD WHEN ...

UCLA leads at halftime	7-1
UCLA trails at halftime	3-2
Tied at halftime	1-0
UCLA builds a 10-point lead	10-1
UCLA trails by 10 points	2-2
UCLA leads with five minutes left	10-1
UCLA trails with five minutes left	1-2
There is a tie with five minutes left	0-0
UCLA leads with one minute left	10-1
UCLA trails with one minute left	0-2
There is a tie with one minute left	1-0
UCLA shoots better from the field	9-0
UCLA shoots worse from the field	1-3
UCLA shoots the same from the field	1-0
UCLA shoots 50% or better from the field	3-0
UCLA shoots less than 50% from the field	8-3
OPP shoots 50% or better from the field	0-0
OPP shoots less than 50% from the field	11-3
UCLA makes more 3-point field goals	6-1
UCLA makes fewer 3-point field goals	5-2
Three-point field goals are the same	0-0
UCLA shoots better from 3-point range	7-0
UCLA shoots worse from 3-point range	4-3
UCLA shoots the same from 3-point range	0-0
UCLA shoots > than 40% from 3-point range	5-0
UCLA shoots < than 40% from 3-point range	6-3
OPP shoots > than 40% from 3-point range	4-1
OPP shoots < than 40% from 3-point range	7-2
UCLA makes the same or more free throws	9-1
UCLA makes less free throws	2-2
UCLA attempts the same or more FTs	9-1
UCLA attempts less free throws	2-2
UCLA shoots > than 75% at free-throw line	4-0
UCLA shoots < than 75% at free-throw line	7-3
OPP shoots > than 75% at free-throw line	2-0
OPP shoots < than 75% at free-throw line	9-3
UCLA outrebounds opponent	10-1
UCLA is outrebounded by opponent	1-1
Rebounds are the same	0-1
UCLA has more offensive rebounds	6-1
UCLA has fewer offensive rebounds	4-1
Offensive rebounds are the same	1-1
UCLA has more defensive rebounds	10-1
UCLA has fewer defensive rebounds	1-1
Defensive rebounds are the same	0-1
UCLA commits more fouls	1-3
UCLA commits fewer fouls	10-0
Fouls are the same	0-0
UCLA has more assists	7-1
UCLA has fewer assists	3-2
Assists are the same	1-0
UCLA commits more turnovers	5-2
UCLA commits fewer turnovers	5-1
Turnovers are the same	1-0
UCLA has more blocks	10-2
UCLA has fewer blocks	1-1
Blocks are the same	0-0
UCLA has more steals	5-1
UCLA has fewer steals	5-2
Steals are the same	1-0
UCLA's starting frontline outscores OPP's	7-2
OPP's starting frontline outscores UCLA's	4-1
Frontline scoring is the same	0-0
UCLA's starting backcourt outscores OPP's	7-2
OPP's starting backcourt outscores UCLA's	4-1
Backcourt scoring is the same	0-0
UCLA's bench outscores OPP's bench	4-1
OPP's bench outscores UCLA's bench	7-2
Bench scoring is the same	0-0
Record on Mondays	0-1
Record on Tuesdays	2-0
Record on Wednesdays	2-0
Record on Thursdays	0-0
Record on Fridays	2-0
Record on Saturdays	2-2
Record on Sundays	3-0
Record in November	6-1
Record in December	5-2
Record in January	0-0
Record in February	0-0
Record in March	0-0
UCLA scores first	7-1
OPP scores first	4-2
UCLA scores fewer than 60 points	0-0
UCLA scores between 60-69 points	1-2
UCLA scores between 70-79 points	3-0
UCLA scores between 80-89 points	3-1
UCLA scores between 90-99 points	2-0
UCLA scores 100 or more points	2-0
OPP scores 100 or more points	1-1
OPP scores between 90-99 points	0-0
OPP scores between 80-89 points	2-0
OPP scores between 70-79 points	3-2
OPP scores between 60-69 points	4-0
OPP scores fewer than 60 points	1-0
The game is decided by 1-2 points	1-0
The game is decided by 3-4 points	2-0
The game is decided by 5-6 points	1-0
The game is decided by 7-9 points	2-1
The game is decided by 10-19 points	2-2
The game is decided by 20-plus points	3-0
UCLA has one double-figure scorer	0-0
UCLA has two double-figure scorers	0-1
UCLA has three double-figure scorers	1-1
UCLA has four double-figure scorers	5-1
UCLA has five double-figure scorers	4-0
UCLA has six double-figure scorers	1-0
UCLA has seven double-figure scorers	0-0
OPP has zero double-figure scorers	0-0
OPP has one double-figure scorer	0-0
OPP has two double-figure scorers	1-0
OPP has three double-figure scorers	7-1
OPP has four double-figure scorers	3-1
OPP has five double-figure scorers	0-1
OPP has six double-figure scorers	0-0
OPP has seven double-figure scorers	0-0
UCLA has more double-figure scorers	9-0
UCLA has fewer double-figure scorers	0-3
Double-figure scorers are the same	2-0

THE LAST TIME . . .

100 Points Scored

By UCLA	106 vs. Detroit Mercy (12/3/17)
By Opponent	100 vs. Creighton (11/20/17)

40+ Point Victory

By UCLA	41 (107-66) at Washington (2/4/17)
By Opponent	41 (109-68) vs. North Carolina (11/27/97)

30+ Point Victory

By UCLA	33 (106-73) vs. Detroit Mercy (12/3/17)
By Opponent	32 (71-39) at Utah (1/4/15)

20+ Point Victory

By UCLA	21 (74-53) vs. Washington (12/31/17)
By Opponent	24 (95-71) vs. USC (3/9/16)

Overtime Game

UCLA Win	106-101 vs. Central Arkansas (11/15/17)
UCLA Loss	69-78 at Michigan (12/9/17)

Double Overtime Game

UCLA Win	86-81 vs. Stanford (1/8/15)
UCLA Loss	93-96 at Washington (1/1/16)

Six or More Players in Double-Figure Scoring

By UCLA	6 vs. Central Arkansas (11/15/17)
By Opponent	6 vs. Arizona (1/21/17)

Five or More Players In Double-Figure Scoring

By UCLA	5 vs. Kentucky (12/23/17)
By Opponent	5 vs. Creighton (11/20/17)

Zero Players Scoring in Double Figures

By UCLA	none since prior to 1991-92
By Opponent	0 vs. CSUN (11/29/15)

Made 30-39 Field Goals

By UCLA	30-of-66 vs. South Dakota (12/19/17)
By Opponent	30-of-64 at Michigan (12/9/17)

Made 40-49 Field Goals

By UCLA	42-of-78 vs. USC (2/18/17)
By Opponent	41-of-80 at Duke (2/22/98)

Made 50 or More Field Goals

By UCLA	none since prior to 1991-92
By Opponent	none since prior to 1991-92

Made Fewer Than 20 Field Goals

By UCLA	16 at Arizona (2/21/15)
By Opponent	19 vs. Washington (12/31/17)

Had 70-79 Field Goal Attempts

By UCLA	72 vs. Detroit Mercy (12/3/17)
By Opponent	70 vs. South Dakota (12/19/17)

Had 80-89 Field Goal Attempts

By UCLA	84 vs. Cal State Fullerton (11/16/09)
By Opponent	83 vs. UC Santa Barbara (12/14/16)

Had 90-99 Field Goal Attempts

By UCLA	91 vs. Cincinnati (3/17/02)
By Opponent	none since prior to 1991-92

Had Fewer Than 40 Field Goal Attempts

By UCLA	39 vs. Oregon State (2/12/11)
By Opponent	39 at Oregon State (1/2/09)

Shot 50 Percent Or Better From The Field

By UCLA	52.8 (38-72) vs. Detroit Mercy (12/3/17)
By Opponent	50.0 (28-56) vs. Arizona (3/10/17)

Shot 60 Percent Or Better From The Field

By UCLA	62.7 (37-59) vs. Kent State (3/17/17)
By Opponent	61.2 (30-49) at Stanford (2/27/16)

Shot Less Than 30 Percent From The Field

By UCLA	28.1 (15-52) at Utah (1/4/15)
By Opponent	27.9 (19-68) vs. Washington (12/31/17)

Made 10 or More 3-Pointers

By UCLA	12-of-28 vs. Washington State (12/29/17)
By Opponent	14-of-35 vs. Washington State (12/29/17)

Made 15 or More 3-Pointers

By UCLA	16-of-27 vs. Arizona State (1/19/17)
By Opponent	18-of-35 vs. Central Arkansas (11/15/17)

Made Zero 3-Pointers

By UCLA	0-for-14 vs. Stanford (2/3/00)
By Opponent	0-for-13 vs. California (1/3/13)

Attempted 30 or More 3-Pointers

By UCLA	30 (12-30) vs. Kentucky (12/23/17)
By Opponent	35 (14-35) vs. Washington State (12/29/17)

Shot Over 60 Percent From 3-Point Range

By UCLA	62.5 (15-24) vs. Michigan (12/10/16)
By Opponent	69.2 (9-13) at Oregon (1/24/15)

Shot Over 70 Percent From 3-Point Range

By UCLA	76.5 (13-17) vs. Northwestern (11/29/13)
By Opponent	90.9 (10-11) vs. Middle Tennessee State (11/15/11)

Shot Less Than 20 Percent From 3-Point Range

By UCLA	11.8 (2-17) vs. CSU Bakersfield (11/29/17)
By Opponent	7.4 (2-27) vs. Washington (12/31/17)

Made 30-39 Free Throws

By UCLA	31-of-39 vs. CSUN (11/13/16)
By Opponent	30-of-42 vs. Wake Forest (11/25/15)

Made 40 or More Free Throws

By UCLA	none since prior to 1991-92
By Opponent	none since prior to 1991-92

Made 5 or Fewer Free Throws

By UCLA	5-of-6 vs. Oregon State (2/12/17)
By Opponent	4-of-6 vs. South Carolina State (11/17/17)

Had 40+ Free Throw Attempts

By UCLA	26-of-40 vs. UC Irvine (11/26/17)
By Opponent	29-of-45 at Arizona (2/12/16)

Had 50 or More Free Throw Attempts

By UCLA	38-of-50 at Washington (1/1/16)
By Opponent	none since prior to 1991-92

Shot 80 Percent or Better From the Free Throw Line

By UCLA	83.3 (25-30) vs. Washington (12/31/17)
By Opponent	80.0 (16-20) vs. CSU Bakersfield (11/29/17)

Shot 90 Percent or Better From the Free Throw Line

By UCLA	100.0 (8-8) vs. USC (2/18/17)
By Opponent	90.5 (19-21) vs. Arizona (1/21/17)

Shot 100 Percent From the Free Throw Line

By UCLA	8-for-8 vs. USC (2/18/17)
By Opponent	3-for-3 vs. Idaho State (12/15/07)

Had 50-59 Rebounds

By UCLA	51 vs. South Carolina State (11/17/17)
By Opponent	50 vs. UC Santa Barbara (12/14/16)

Had 60 or More Rebounds

By UCLA	60 vs. Monmouth (11/13/15)
By Opponent	None since prior to 1991-92

Had 20-29 Assists

By UCLA	22 vs. South Dakota (12/19/17)
By Opponent	21 vs. Central Arkansas (11/15/17)

Had 30 or More Assists

By UCLA	30 vs. Arizona State (1/19/17)
By Opponent	None since prior to 1991-92

Had 10 or More Blocks

By UCLA	10 vs. UC Santa Barbara (12/14/16)
By Opponent	13 vs. Kentucky (12/20/14)

Had 15 or More Steals

By UCLA	15 vs. Long Beach State (11/23/14)
By Opponent	16 vs. Monmouth (11/13/15)

Had 20 or More Steals

By UCLA	20 vs. Wyoming (12/23/08)
By Opponent	22 vs. Maryland (11/27/98)

Committed at Least 20 Turnovers

By UCLA	20 at Michigan (12/9/17)
By Opponent	20 vs. Washington (3/1/17)

Committed Fewer Than 10 Turnovers

By UCLA	7 vs. Washington State (12/29/17)
By Opponent	8 vs. Washington State (12/29/17)

THE LAST TIME . . .

30 or More Points Scored
UCLA — 33, Aaron Holiday, vs. Washington State (12/29/17)
Opponent — 35, Jordan Howard, vs. Central Arkansas (11/15/17)

35 or More Points Scored
UCLA — 37, Bryce Alford, at Colorado (1/12/17)
Opponent — 35, Jordan Howard, vs. Central Arkansas (11/15/17)

40 or More Points Scored
UCLA — 44, Jason Kapono, at Washington State (1/4/03)
Opponent — 40, Eddie House, Arizona State (2/17/00)

Two or More Players Scored 20+ Points
UCLA — Aaron Holiday (20), Kris Wilkes (20), vs. Kentucky (12/23/17)
Opponent — Moritz Wagner (23), Charles Matthews (20), Michigan (12/9/17)

Three or More Players Scored 20+ Points
UCLA — L. Ball (22), B. Alford (21), A. Holiday (20), T. Leaf (20) at Washington (2/4/17)
Opponent — J. Brown (22), J. Clarkson (21), E. Ross (20), Missouri (12/7/13)

Two or More Players Scored 25+ Points
UCLA — N. Powell (27), J. Adams (25), vs. James Madison (11/15/12)
Opponent — C. Douglas-Roberts (28), D. Rose (25), Memphis (4/5/08)

Made 15 or More Field Goals
UCLA — 15 (15-23), Don MacLean, at Arizona (1/11/92)
Opponent — 15 (15-22), Eddie House, Arizona State (2/17/00)

Made 18 or More Field Goals
UCLA — none since prior to 1980-81
Opponent — 18 (18-29), Otis Birdsong, Houston (1/2/77)

Made 6 or More 3-Pointers
UCLA — Bryce Alford, 8-for-14, vs. Washington (3/1/17)
Opponent — Donte Wright, 6-for-11, vs. South Carolina State (11/17/17)

Made 7 or More 3-Pointers
UCLA — Bryce Alford, 8-for-14, vs. Washington (3/1/17)
Opponent — Jordan Howard, 8-for-15, vs. Central Arkansas (11/15/17)

Made 8 or More 3-Pointers
UCLA — Bryce Alford, 8-for-14, vs. Washington (3/1/17)
Opponent — Jordan Howard, 8-for-15, vs. Central Arkansas (11/15/17)

Made 9 or More 3-Pointers
UCLA — Isaac Hamilton, 9-for-14, vs. Arizona State (1/19/17)
Opponent — none since prior to 1996-97

Made 10 or More 3-Pointers
UCLA — has never occurred
Opponent — has never occurred

Made 15 or More Field Goals (and 5 or More 3-Pointers)
UCLA — none since prior to 1996-97
Opponent — none since prior to 1996-97

Made 10 or More Free Throws
UCLA — Aaron Holiday, 10-of-12, vs. Central Arkansas (11/15/17)
Opponent — De'Aaron Fox, 13-of-15, vs. Kentucky (3/24/17)

Made 15 or More Free Throws
UCLA — Bryce Alford, 17-of-18, at Washington (1/1/16)
Opponent — Andrew Andrews, 17-of-19, at Washington (1/1/16)

Attempted 20 or More Free Throws
UCLA — none since prior to 1996-97
Opponent — none since prior to 1996-97

Was Perfect With 15 or More Free Throws
UCLA — Jordan Adams, 16-of-16, vs. UC Irvine (11/13/12)
Opponent — none since prior to 1996-97

Had 15 or More Rebounds
UCLA — Thomas Welsh, 15, vs. South Carolina State (11/17/17)
Opponent — Ronnie Harrell Jr., 15, vs. Creighton (11/20/17)

Had 20 or More Rebounds
UCLA — Kevin Love, 21, at Oregon State (1/26/08)
Opponent — Ivan Rabb, 20, vs. California (1/5/17)

Had 25 or More Rebounds
UCLA — 27, Bill Walton, vs. Maryland (12/1/73)
Opponent — none since prior to 1996-97

Two Players Had 10 or More Rebounds
UCLA — Thomas Welsh (14), Aaron Holiday (11), vs. Washington State (12/29/17)
Opponent — Noah Dickerson (15), Sam Timmins (12), Washington (3/1/17)

Two or More Players Had Double-Doubles
UCLA — Holiday (33 p, 11 r), Welsh (12 p, 14 r), vs. Washington State (12/29/17)
Opponent — J. Brown (16p, 10 r), T. Wallace (14p, 10 r), California (2/25/16)

Shot 100 Percent From the Field (min. 10 attempts)
By UCLA — none since prior to 1991-92
By Opponent — none since prior to 1991-92

Shot 100 Percent from 3-Point Range (min. 5 attempts)
By UCLA — Aaron Holiday, 5-for-5, vs. Washington State (12/29/17)
By Opponent — Jared Stohl, 5-for-5, Portland (11/26/09)

Had 10 or More Assists
By UCLA — Aaron Holiday, 11, vs. Kent State (3/17/17)
By Opponent — Jordan McLaughlin, 10, USC (2/4/16)

Had 10 or More Assists and Zero Turnovers
By UCLA — Bryce Alford, 11 assists, at Arizona State (2/14/16)
By Opponent — Zack Rosen, 10 assists, Pennsylvania (12/10/11)

Had 15 or More Assists
By UCLA — Darren Collison, 15, at Arizona (2/17/07)
By Opponent — Phil Pressey, 19, Missouri (12/28/12)

Had 20+ Points and 10+ Rebounds
By UCLA — Aaron Holiday (33 pts, 11 rbs), vs. Washington State (12/29/17)
By Opponent — Jimmy Hall (20 pts, 15 rbs), vs. Kent State (3/17/17)

Had 20+ Points and 15+ Rebounds
By UCLA — TJ Leaf (22 pts, 15 rbs) , vs. Pacific (11/11/16)
By Opponent — Jimmy Hall (20 pts, 15 rbs), vs. Kent State (3/17/17)

Had 25+ Points and 15+ Rebounds
By UCLA — Kevon Looney (27 pts, 19 rbs), vs. Stanford (1/8/15)
By Opponent — Shawn Long (26 pts, 16 rbs), Louisiana-Lafayette (12/15/15)

Had 10+ Points and 10+ Assists
By UCLA — Aaron Holiday (15 pts, 11 ast), vs. Kent State (3/17/17)
By Opponent — T.J. McConnell (10 pts, 11 ast), Arizona (3/13/15)

Had 15+ Points and 10+ Assists
By UCLA — Aaron Holiday (15 pts, 11 ast), vs. Kent State (3/17/17)
By Opponent — Askia Booker (16 pts, 12 ast), Colorado (2/13/14)

Had 20+ Points and 10+ Assists
By UCLA — Lonzo Ball (20 pts, 11 ast), vs. Long Beach State (11/20/16)
By Opponent — Draymond Green (23 pts, 10 ast), Michigan State (3/17/11)

Had 5 or More Steals
By UCLA — Aaron Holiday, 5, vs. Central Arkansas (11/15/17)
By Opponent — Matisse Thybulle, 6, at Washington (2/4/17)

Had 8 or More Steals
By UCLA — Jordan Adams, 8, vs. Sacramento State (11/18/13)
By Opponent — Quinn Cook, 8, Duke (12/19/13)

Had 5 or More Blocks
By UCLA — Thomas Welsh, 5, vs. Monmouth (11/13/15)
By Opponent — Josh Huestis, 5, Stanford (2/22/14)

Had 7 or More Blocks
By UCLA — Tyler Honeycutt, 8, vs. Oregon State (2/12/11)
By Opponent — Jarvis Varnado, 7, vs. Mississippi State (12/12/09)

Had 20+ Points and 5+ Blocks
By UCLA — Jerome Moiso (22 pts, 5 blocks), vs. Arizona State (1/22/00)
By Opponent — Josh Huestis (22 pts, 5 blocks), Stanford (2/22/14)

Recorded a Triple-Double
By UCLA — Kyle Anderson (13p, 12r, 11a), vs. Morehead State (11/22/13)
By Opponent — Draymond Green (23p, 11r, 10a), Michigan State (3/17/11)

Played 45 or More Minutes
By UCLA — Bryce Alford, 48, at Washington, 2-OT (1/1/16)
By Opponent — Dejounte Murray, 47, at Washington, 2-OT (1/1/16)

Scored 20 or More Points off the Bench
By UCLA — Jaylen Hands, 23, vs. Detroit Mercy (12/3/17)
By Opponent — Mitch Ballock, 22, Creighton (11/20/17)

Scored 25 or More Points off the Bench
By UCLA — Jordan Adams, 25, vs. James Madison (11/15/12)
By Opponent — Trevor Releford, 34, Alabama (12/28/13)

Recorded 10 or More Rebounds off the Bench
By UCLA — Alex Olesinski, 10, vs. South Carolina State (11/17/17)
By Opponent — Chimezie Metu, 11, USC (3/9/16)

Game No. 1 – November 11, 2017
Baoshan Arena – Shanghai, China
(21) UCLA 63, Georgia Tech 60

GEORGIA TECH 60

NAME	FG	3FG	FT	R	PF	TP	A	MIN
Wright	0-6	0-1	0-0	2	2	0	0	16
Gueye	0-3	0-2	2-2	6	4	2	2	32
Lammers	11-18	0-0	2-2	10	0	24	1	38
Alston	2-9	0-3	6-8	4	3	10	2	24
Alvarado	4-8	2-5	2-2	7	3	12	3	28
Moore	0-6	0-1	1-2	2	3	1	3	23
Cole	1-3	1-3	3-4	2	2	6	0	22
Haywood II	2-5	1-3	0-0	1	3	5	1	17
TOTALS	**20-58**	**4-18**	**16-20**	**35**	**20**	**60**	**12**	**200**

UCLA 63

NAME	FG	3FG	FT	R	PF	TP	A	MIN
Goloman	2-7	0-2	0-0	6	3	4	0	28
Welsh	5-8	0-0	0-0	8	2	10	0	37
Holiday	3-9	0-4	5-7	3	2	11	7	35
Hands	4-11	1-1	5-6	4	2	14	1	28
Wilkes	6-12	4-6	2-4	4	3	18	1	30
Olesinski	2-3	0-0	1-2	2	3	5	0	14
Smith	0-1	0-0	0-0	1	1	0	0	8
Ali	0-3	0-1	1-2	2	1	1	2	20
TOTALS	**22-54**	**5-14**	**14-21**	**36**	**17**	**63**	**11**	**200**

Halftime Score – UCLA 35, Georgia Tech 32. Team Rebounds – UCLA 6, Georgia Tech 1. Turnovers – UCLA 14, Georgia Tech 11. Technicals – None. Attendance: 4,011. Officials – Eric Curry, Randy McCall, Greg Nixon.

Game No. 2 – November 15, 2017
Pauley Pavilion – Los Angeles, Calif.
(23) UCLA 106, Central Arkansas 101 – OT

CENTRAL ARKANSAS 101

NAME	FG	3FG	FT	R	PF	TP	A	MIN
Lee	3-5	0-0	0-0	5	3	6	1	22
Koval	5-9	4-8	1-2	8	3	15	2	32
Howard	13-25	8-15	1-1	4	3	35	5	42
Kamba	6-14	1-2	2-6	7	4	15	3	35
Unruh	7-11	4-6	2-2	1	5	20	3	22
Parnell	0-3	0-1	0-0	3	2	0	2	7
Iyekekpolor	1-1	0-0	0-0	2	1	2	0	12
Mondesir	1-3	0-0	0-0	1	0	2	0	8
Schmit	0-3	0-0	1-2	2	2	1	0	8
Weidenaar	0-0	0-0	0-0	0	0	0	0	3
Chatham	0-0	0-0	0-0	0	0	0	0	3
Jones	2-5	1-3	0-0	6	2	5	5	31
TOTALS	**38-79**	**18-35**	**7-13**	**42**	**25**	**101**	**21**	**225**

UCLA 106

NAME	FG	3FG	FT	R	PF	TP	A	MIN
Goloman	4-5	0-0	0-4	0	1	8	1	19
Welsh	8-19	0-1	0-0	11	2	16	3	38
Holiday	5-15	4-9	10-12	6	2	24	5	43
Hands	4-8	1-2	1-3	7	2	10	6	34
Wilkes	8-17	2-3	2-2	12	3	20	0	32
Olesinski	2-4	1-2	5-6	7	2	10	1	24
Smith	3-5	0-0	0-1	6	0	6	1	13
Ali	4-6	2-3	2-4	0	2	12	2	22
TOTALS	**38-79**	**10-20**	**20-32**	**51**	**14**	**106**	**19**	**225**

Halftime Score – UCLA 47, Central Arkansas 45. End of Regulation – UCLA 86, Central Arkansas 86. Team Rebounds – Central Arkansas 3, UCLA 2. Turnovers – Central Arkansas 18, UCLA 16. Technicals – None. Attendance: 6,782. Officials – John Higgins, Steve Olson, Bill Vinovich.

Game No. 3 – November 17, 2017
Pauley Pavilion – Los Angeles, Calif.
(23) UCLA 96, South Carolina State 68

SOUTH CAROLINA STATE 68

NAME	FG	3FG	FT	R	PF	TP	A	MIN
Fields	4-8	0-0	1-2	2	4	9	0	14
Kinard	4-13	2-3	0-0	2	3	10	2	24
Applewhite	3-6	0-0	0-0	7	2	6	3	31
Raynor-Powell	4-9	0-1	0-1	7	2	8	2	31
Solomon	0-3	0-1	0-0	0	2	0	1	21
Jones	3-8	0-2	0-0	2	0	6	0	15
Neal	0-0	0-0	0-0	0	0	0	0	2
Richardson	1-6	0-1	2-2	3	1	4	1	18
Wright	8-17	6-11	1-1	2	2	23	1	27
Bottenberg	0-0	0-0	0-0	1	1	0	1	9
Taylor	1-1	0-0	0-0	1	2	2	0	8
TOTALS	**28-71**	**8-19**	**4-6**	**30**	**19**	**68**	**11**	**200**

UCLA 96

NAME	FG	3FG	FT	R	PF	TP	A	MIN
Goloman	3-9	0-3	2-2	7	1	8	2	27
Welsh	5-9	0-1	3-4	15	2	13	2	26
Holiday	3-7	2-6	0-0	2	2	8	4	32
Hands	9-12	3-5	1-2	3	1	22	4	27
Wilkes	5-12	1-4	3-7	6	1	14	1	26
Olesinski	4-5	0-1	0-0	10	2	8	2	22
Smith	5-7	2-3	3-5	3	3	15	3	21
Wulff, A.	1-1	1-1	0-0	0	0	3	1	2
Ali	2-5	1-3	0-4	2	3	5	1	15
Okwarabizie	0-0	0-0	0-0	0	0	0	0	2
TOTALS	**37-67**	**10-27**	**12-24**	**51**	**15**	**96**	**20**	**200**

Halftime Score – UCLA 41, South Carolina State 35. Team Rebounds – UCLA 3, South Carolina State 3. Turnovers – UCLA 12, South Carolina State 10. Technicals – None. Attendance: 7,035. Officials – David Hall, Mike Scyphers, Nate Harris.

Game No. 4 – November 20, 2017
Sprint Center – Kansas City, Mo.
Creighton 100, (23) UCLA 89

UCLA 89

NAME	FG	3FG	FT	R	PF	TP	A	MIN
Goloman	1-2	0-0	0-0	4	4	2	1	14
Welsh	5-11	2-3	4-4	13	4	16	3	27
Holiday	8-17	2-6	7-8	2	2	25	7	39
Hands	2-8	0-2	0-0	3	4	4	2	22
Wilkes	6-12	0-4	3-6	6	2	15	1	32
Olesinski	1-2	0-0	0-0	2	3	2	0	21
Smith	2-7	0-3	3-5	1	0	7	0	20
Ali	5-9	2-5	6-8	3	5	18	3	25
TOTALS	**30-68**	**6-23**	**23-31**	**36**	**24**	**89**	**17**	**200**

CREIGHTON 100

NAME	FG	3FG	FT	R	PF	TP	A	MIN
Harrell Jr.	1-4	0-1	1-2	15	1	3	2	32
Krampelj	3-5	0-0	2-3	5	4	8	0	19
Foster	9-20	2-9	3-4	5	3	23	1	32
Mintz	2-4	0-0	6-10	6	2	10	2	20
Thomas	5-7	3-4	3-6	1	4	16	3	26
Alexander	4-8	1-4	3-4	1	1	12	3	23
Ballock	7-14	4-9	4-4	3	3	22	3	30
Suarez	2-5	1-2	1-2	5	3	6	0	18
TOTALS	**33-67**	**11-29**	**23-35**	**44**	**21**	**100**	**14**	**200**

Halftime Score – Creighton 43, UCLA 38. Team Rebounds – UCLA 2, Creighton 2. Turnovers – Creighton 8, UCLA 7. Technicals – None. Attendance: 10,243. Officials – Bert Smith, Ray Natili, Tim Gattis.

Game No. 5 – November 21, 2017
Sprint Center – Kansas City, Mo.
(23) UCLA 72, Wisconsin 70

WISCONSIN 70

NAME	FG	3FG	FT	R	PF	TP	A	MIN
Ford	0-3	0-2	0-0	0	3	0	0	19
Happ	8-13	0-0	3-4	9	3	19	5	33
Trice	5-10	1-5	3-6	4	3	14	1	33
Iverson	5-8	0-2	4-6	5	2	14	1	36
Davison	4-11	3-8	3-4	2	3	14	0	35
Pritzl	0-3	0-3	0-0	0	0	0	1	10
Van Vliet	0-0	0-0	0-0	1	2	0	0	2
Thomas	0-0	0-0	0-0	1	0	0	0	5
King	3-4	1-2	2-2	0	1	9	0	17
Illikainen	0-0	0-0	0-0	1	1	0	1	10
TOTALS	**25-52**	**5-22**	**15-22**	**25**	**18**	**70**	**9**	**200**

UCLA 72

NAME	FG	3FG	FT	R	PF	TP	A	MIN
Goloman	4-5	1-1	2-3	5	5	11	1	27
Welsh	4-10	1-3	2-3	8	1	11	1	36
Holiday	7-12	2-4	2-3	2	3	18	5	35
Hands	4-7	2-3	0-0	2	1	10	3	26
Wilkes	2-5	0-2	0-0	4	5	4	1	23
Olesinski	2-3	1-2	1-2	2	3	6	1	17
Smith	0-2	0-0	2-2	1	1	2	0	15
Ali	4-6	2-2	0-0	1	2	10	1	21
TOTALS	**27-50**	**9-17**	**9-13**	**28**	**21**	**72**	**13**	**200**

Halftime Score – Wisconsin 38, UCLA 31. Team Rebounds – UCLA 3, Wisconsin 2. Turnovers – UCLA 19, Wisconsin 12. Technicals – None. Attendance: 10,160. Officials – Paul Janssen, Chance Moore, Marques Pettigrew.

Game No. 6 – November 26, 2017
Pauley Pavilion – Los Angeles, Calif.
UCLA 87, UC Irvine 63

UC IRVINE 63

NAME	FG	3FG	FT	R	PF	TP	A	MIN
Galloway	2-3	0-0	0-0	6	4	4	0	24
Smith	1-3	1-1	2-2	2	3	5	2	14
Rutherford	1-1	0-0	1-2	4	5	3	1	24
Hazzard	6-12	5-9	1-3	1	1	18	1	27
Leonard	3-5	2-3	2-3	2	3	10	1	17
Wertner	0-2	0-1	0-0	1	0	0	1	6
Welch	0-0	0-0	0-0	1	1	0	0	2
Edgar Jr.	6-14	1-4	0-0	4	2	13	1	19
Davidian	0-1	0-1	0-0	0	0	0	0	1
Traylor	1-3	1-2	0-0	3	0	3	0	6
Worku	0-10	0-3	2-2	2	2	2	6	30
Jones	2-8	0-0	1-2	8	3	5	1	19
Greene	0-2	0-0	0-0	2	3	0	0	11
TOTALS	**22-64**	**10-24**	**9-14**	**40**	**28**	**63**	**14**	**200**

UCLA 87

NAME	FG	3FG	FT	R	PF	TP	A	MIN
Goloman	4-9	1-3	3-5	7	3	12	1	19
Welsh	4-9	0-0	5-6	13	1	13	2	32
Holiday	7-16	1-3	1-3	4	2	16	7	36
Wilkes	3-9	0-3	8-13	6	0	14	0	26
Ali	6-12	3-5	6-8	4	4	21	1	33
Olesinski	2-4	0-1	1-1	6	1	5	0	20
Smith	1-4	0-1	2-4	2	1	4	1	19
Wulff, I.	0-0	0-0	0-0	0	0	0	0	1
Wulff, A.	0-0	0-0	0-0	0	0	0	0	4
Dodson	0-0	0-0	0-0	1	0	0	0	1
Wallace	0-0	0-0	0-0	0	0	0	0	1
Okwarabizie	1-2	0-1	0-0	3	1	2	0	8
TOTALS	**28-65**	**5-17**	**26-40**	**47**	**13**	**87**	**12**	**200**

Halftime Score – UCLA 38, UC Irvine 29. Team Rebounds – UC Irvine 4, UCLA 1. Turnovers – UC Irvine 15, UCLA 7. Technicals – UC Irvine: Team. Attendance: 8,329. Officials – Bob Staffen, Jimmy Casas, D.G. Nelson.

Game No. 7 – November 29, 2017
Pauley Pavilion – Los Angeles, Calif.
UCLA 75, CSU Bakersfield 66

CSU BAKERSFIELD 66

NAME	FG	3FG	FT	R	PF	TP	A	MIN
Briggs	1-8	0-1	5-6	6	1	7	2	25
Aly	2-4	0-0	1-2	1	5	5	0	13
Joiner	6-13	4-8	4-4	4	2	20	0	32
Wrapp	0-1	0-1	0-0	6	5	0	3	27
Holden	4-13	2-6	0-0	3	1	10	4	28
Suber	0-1	0-0	0-0	1	1	0	0	2
Davis	1-5	0-2	3-4	4	2	5	0	11
McCall	0-1	0-0	0-0	1	1	0	1	3
Ndoye	0-2	0-0	2-2	2	5	2	0	18
Lee	1-2	0-1	0-0	4	1	2	0	10
Durham	5-17	4-14	1-2	3	1	15	1	31
TOTALS	**20-67**	**10-33**	**16-20**	**42**	**25**	**66**	**11**	**200**

UCLA 75

NAME	FG	3FG	FT	R	PF	TP	A	MIN
Goloman	5-8	0-1	0-0	6	3	10	1	25
Welsh	4-7	1-1	4-5	10	4	13	0	29
Holiday	7-13	0-5	2-4	7	4	16	6	35
Wilkes	4-11	0-2	3-6	7	4	11	2	26
Ali	2-5	0-2	2-3	3	1	6	2	25
Olesinski	3-4	1-2	1-2	4	1	8	0	22
Hands	0-5	0-2	7-8	4	0	7	4	24
Smith	2-6	0-2	0-0	1	2	4	0	14
TOTALS	**27-59**	**2-17**	**19-28**	**45**	**19**	**75**	**15**	**200**

Halftime Score – UCLA 29, CSU Bakersfield 27. Team Rebounds – CSU Bakersfield 7, UCLA 3. Turnovers – UCLA 14, CSU Bakersfield 11. Technicals – None. Attendance: 5,973. Officials – Tony Padilla, Tom O'Neill, Frank Harvey III.

Game No. 8 – December 3, 2017
Pauley Pavilion – Los Angeles, Calif.
UCLA 106, Detroit Mercy 73

DETROIT MERCY 73

NAME	FG	3FG	FT	R	PF	TP	A	MIN
Ballantyne	0-4	0-2	0-0	2	3	0	2	23
Hogan	4-6	0-0	0-0	3	3	8	0	17
Chatman	5-16	3-8	5-5	7	3	18	1	28
Jackson Jr.	5-10	4-8	0-0	1	2	14	3	33
Allen	7-12	1-4	0-2	3	3	15	3	30
Prince	1-2	0-0	2-2	2	1	4	0	10
Black	0-1	0-1	0-0	0	2	0	1	8
Long	1-2	1-2	0-0	2	0	3	0	6
Eichler	0-0	0-0	0-0	0	0	0	0	2
Ollie	0-0	0-0	1-2	1	0	1	0	2
McFolley	3-7	0-2	0-2	3	1	6	0	18
Blackshear	0-0	0-0	0-1	1	0	0	0	5
Jones	2-5	0-0	0-0	2	2	4	0	18
TOTALS	**28-65**	**9-27**	**8-14**	**29**	**20**	**73**	**10**	**200**

UCLA 106

NAME	FG	3FG	FT	R	PF	TP	A	MIN
Goloman	2-4	1-1	0-0	5	0	5	5	25
Welsh	3-6	0-0	2-2	9	1	8	0	26
Holiday	4-8	2-5	4-4	4	2	14	3	28
Wilkes	3-7	1-2	2-4	6	2	9	3	19
Ali	8-12	2-3	2-3	3	1	20	4	22
Olesinski	3-5	0-2	1-1	3	3	7	0	19
Hands	8-13	4-7	3-4	9	0	23	4	24
Smith	5-9	1-2	3-4	1	1	14	1	19
Wulff, I.	0-3	0-2	2-2	0	1	2	0	2
Wulff, A.	0-2	0-1	0-0	0	0	0	0	4
Dodson	0-0	0-0	0-0	1	1	0	0	2
Wallace	0-0	0-0	0-0	1	0	0	0	2
Okwarabizie	2-3	0-0	0-0	3	2	4	0	8
TOTALS	**38-72**	**11-25**	**19-24**	**47**	**14**	**106**	**20**	**200**

Halftime Score – UCLA 52, Detroit Mercy 35. Team Rebounds – Detroit Mercy 2, UCLA 2. Turnovers – Detroit Mercy 12, UCLA 8. Technicals – UCLA: Jaylen Hands. Attendance: 6,109. Officials – Tony Padilla, Tom O'Neill, Frank Harvey III.

Game No. 9 – December 9, 2017
Crisler Center – Ann Arbor, Mich.
Michigan 78, UCLA 69 (OT)

UCLA 69

NAME	FG	3FG	FT	R	PF	TP	A	MIN
Goloman	3-5	0-1	1-3	4	4	7	3	30
Welsh	8-12	2-2	4-4	10	1	22	1	40
Holiday	9-17	2-5	7-8	4	3	27	7	43
Wilkes	3-5	0-2	0-1	3	3	6	1	31
Ali	1-5	0-1	1-2	5	2	3	0	27
Olesinski	0-3	0-3	0-0	2	3	0	0	11
Hands	1-6	0-3	2-3	5	2	4	1	26
Smith	0-4	0-1	0-0	6	1	0	0	16
Wulff, A.	0-0	0-0	0-0	0	0	0	0	1
TOTALS	**25-57**	**4-18**	**15-21**	**41**	**19**	**69**	**13**	**225**

MICHIGAN 78

NAME	FG	3FG	FT	R	PF	TP	A	MIN
Wagner	10-16	3-5	0-3	3	4	23	2	35
Robinson	1-7	0-5	0-0	2	3	2	2	34
Matthews	8-11	2-3	2-10	8	3	20	3	31
Abdur-Rahkman	2-10	2-6	2-2	2	1	8	3	44
Brooks	2-5	1-3	2-2	0	2	7	3	21
Poole	0-3	0-3	1-2	1	0	1	0	11
Simpson	6-9	2-2	1-2	2	1	15	0	24
Livers	0-2	0-2	0-0	7	2	0	1	11
Simmons	0-0	0-0	0-1	0	0	0	1	4
Teske	1-1	0-0	0-0	2	2	2	0	10
TOTALS	**30-64**	**10-29**	**8-22**	**30**	**18**	**78**	**15**	**225**

Halftime Score – UCLA 30, Michigan 27. End of Regulation – UCLA 65, Michigan 65. Team Rebounds – Michigan 3, UCLA 2. Turnovers – UCLA 20, Michigan 11. Technicals – None. Attendance: 12,137. Officials – Lamont Simpson, D.J. Carstensen, Kelly Pfeifer.

Game No. 10 – December 16, 2017
Pauley Pavilion – Los Angeles, Calif.
(25) Cincinnati 77, UCLA 63

CINCINNATI 77

NAME	FG	3FG	FT	R	PF	TP	A	MIN
Briggs	1-8	0-1	5-6	6	1	7	2	25
Aly	2-4	0-0	1-2	1	5	5	0	13
Joiner	6-13	4-8	4-4	4	2	20	0	32
Wrapp	0-1	0-1	0-0	6	5	0	3	27
Holden	4-13	2-6	0-0	3	1	10	4	28
Suber	0-1	0-0	0-0	1	1	0	0	2
Davis	1-5	0-2	3-4	4	2	5	0	11
McCall	0-1	0-0	0-0	1	1	0	1	3
Ndoye	0-2	0-0	2-2	2	5	2	0	18
Lee	1-2	0-1	0-0	4	1	2	0	10
Durham	5-17	4-14	1-2	3	1	15	1	31
TOTALS	**20-67**	**10-33**	**16-20**	**42**	**25**	**66**	**11**	**200**

UCLA 63

NAME	FG	3FG	FT	R	PF	TP	A	MIN
Goloman	5-8	0-1	0-0	6	3	10	1	25
Welsh	4-7	1-1	4-5	10	4	13	0	29
Holiday	7-13	0-5	2-4	7	4	16	6	35
Wilkes	4-11	0-2	3-6	7	4	11	2	26
Ali	2-5	0-2	2-3	3	1	6	2	25
Olesinski	3-4	1-2	1-2	4	1	8	0	22
Hands	0-5	0-2	7-8	4	0	7	4	24
Smith	2-6	0-2	0-0	1	2	4	0	14
TOTALS	**27-59**	**2-17**	**19-28**	**45**	**19**	**75**	**15**	**200**

Halftime Score – Cincinnati 36, UCLA 23. Team Rebounds – UCLA 3, Cincinnati 1. Turnovers – UCLA 18, Cincinnati 9. Technicals – None. Attendance: 10,018. Officials – John Higgins, Chris Rastatter, Nate Harris.

Game No. 11 – December 19, 2017
Pauley Pavilion – Los Angeles, Calif.
UCLA 85, South Dakota 82

SOUTH DAKOTA 82

NAME	FG	3FG	FT	R	PF	TP	A	MIN
Burch-Manning	2-7	1-2	1-2	5	2	6	0	24
Hagedorn	3-13	2-10	1-4	8	1	9	3	27
Hurst	2-3	1-1	0-0	0	2	5	0	16
Simpson	1-5	0-2	0-0	5	0	2	2	32
Mooney	10-18	3-7	0-0	7	4	23	3	28
Doss	0-0	0-0	0-0	1	0	0	2	4
Armstrong	3-7	3-7	6-7	1	2	15	0	15
Peterson	5-10	0-3	2-3	4	4	12	1	27
Jech	1-2	0-0	0-0	1	0	2	0	4
Power	0-0	0-0	0-0	0	0	0	0	0+
Fuller	2-5	0-1	4-4	6	5	8	0	20
Sparks	0-0	0-0	0-0	2	1	0	0	3
TOTALS	**29-70**	**10-33**	**14-20**	**45**	**21**	**82**	**11**	**200**

UCLA 85

NAME	FG	3FG	FT	R	PF	TP	A	MIN
Goloman	4-6	0-0	4-5	7	3	12	2	25
Welsh	7-14	3-7	2-2	11	2	19	4	30
Holiday	4-14	1-6	6-8	5	3	15	5	33
Wilkes	2-6	1-3	0-0	3	4	5	2	23
Ali	3-10	0-1	1-3	4	1	7	4	30
Olesinski	2-3	1-2	0-1	2	2	5	2	17
Hands	4-8	2-5	2-4	4	1	12	2	24
Smith	4-5	0-1	2-2	1	2	10	1	18
TOTALS	**30-66**	**8-25**	**17-25**	**37**	**18**	**85**	**22**	**200**

Halftime Score – South Dakota 36, UCLA 33. Team Rebounds – South Dakota 5, UCLA 0. Turnovers – South Dakota 15, UCLA 13. Technicals – South Dakota: Matt Mooney. Attendance: 5,767. Officials – David Hall, Rick Randall, Jim Schipper.

Game No. 12 – December 23, 2017
Smoothie King Center – New Orleans, La.
UCLA 83, (7) Kentucky 75

UCLA 83

NAME	FG	3FG	FT	R	PF	TP	A	MIN
Goloman	1-2	0-0	0-0	7	4	2	2	25
Welsh	5-11	3-6	0-0	11	4	13	1	35
Holiday	7-14	2-6	4-4	3	2	20	8	36
Wilkes	7-15	3-9	3-4	5	1	20	1	35
Ali	4-7	2-2	2-3	3	1	12	0	20
Olesinski	0-2	0-1	2-2	4	2	2	0	18
Hands	5-10	2-6	2-2	2	0	14	2	24
Smith	0-0	0-0	0-0	0	0	0	0	5
Okwarabizie	0-0	0-0	0-0	1	0	0	0	2
TOTALS	**29-61**	**12-30**	**13-15**	**37**	**14**	**83**	**14**	**200**

KENTUCKY 75

NAME	FG	3FG	FT	R	PF	TP	A	MIN
Richards	3-5	0-0	1-2	6	1	7	2	26
Knox	6-12	2-5	1-2	5	4	15	3	35
Washington	3-8	0-1	3-3	4	0	9	1	27
Green	1-7	0-4	0-0	0	0	2	2	20
Diallo	7-18	1-5	3-5	4	3	18	1	29
Killeya-Jones	0-1	0-0	2-2	3	3	2	0	6
Gilgeous-Alexander	3-7	0-2	0-0	3	2	6	5	31
Gabriel	6-10	3-4	1-2	6	3	16	0	26
TOTALS	**29-68**	**6-21**	**11-16**	**36**	**16**	**75**	**14**	**200**

Halftime Score – UCLA 39, Kentucky 39. Team Rebounds – Kentucky 5, UCLA 1. Turnovers – UCLA 14, Kentucky 14. Technicals – None. Attendance: 8,119. Officials – Verne Harris, Doug Shows, Jeff Clark.

Game No. 13 – December 29, 2017
Pauley Pavilion – Los Angeles, Calif.
UCLA 96, Washington State 82

WASHINGTON STATE 82

NAME	FG	3FG	FT	R	PF	TP	A	MIN
Franks	7-16	3-9	3-4	8	2	20	3	37
Ppollard	4-6	0-0	4-6	5	3	12	1	30
Hinson	0-1	0-0	0-0	1	3	0	0	4
Daniels	1-4	0-3	1-2	1	2	3	3	29
Flynn	3-9	3-8	0-0	2	3	9	4	29
Acquaah	5-7	2-4	1-2	6	4	13	1	28
Chidom	2-5	1-3	3-4	4	2	8	0	17
Cooper	0-1	0-0	0-0	1	1	0	1	6
Skaggs	6-10	5-8	0-0	1	3	17	1	20
TOTALS	**28-59**	**14-35**	**12-18**	**30**	**23**	**82**	**14**	**200**

UCLA 96

NAME	FG	3FG	FT	R	PF	TP	A	MIN
Goloman	2-4	1-1	4-6	4	4	9	1	30
Welsh	4-11	0-4	4-4	14	3	12	3	33
Holiday	11-18	5-5	6-6	11	2	33	4	40
Wilkes	3-9	1-6	7-9	5	1	14	1	25
Ali	1-9	1-5	0-0	0	0	3	3	22
Olesinski	1-3	0-1	0-0	4	1	2	0	15
Hands	6-9	4-5	3-4	3	2	19	4	24
Smith	1-2	0-1	2-4	1	1	4	0	11
TOTALS	**29-65**	**12-28**	**26-33**	**43**	**14**	**96**	**16**	**200**

Halftime Score – UCLA 42, Washington State 37. Team Rebounds – UCLA 1, Washington State 1. Turnovers – Washington State 8, UCLA 7. Technicals – None. Attendance: 8,089. Officials – Verne Harris, Eric Curry, Tom O'Neill.

Game No. 14 – December 31, 2017
Pauley Pavilion – Los Angeles, Calif.
UCLA 74, Washington 53

WASHINGTON 53

NAME	FG	3FG	FT	R	PF	TP	A	MIN
Thybulle	3-10	0-7	1-2	7	3	7	3	37
Dickerson	4-11	0-1	6-7	7	2	14	2	30
Timmins	2-3	0-0	2-2	9	2	6	0	24
Crisp	4-14	1-9	2-4	1	5	11	3	37
Nowell	4-17	0-3	2-3	5	5	10	1	25
Kingma	0-0	0-0	0-0	1	0	0	0	2
Carter	1-5	0-2	0-0	1	1	2	0	11
Wright	0-2	0-1	0-0	2	0	0	0	13
Green	1-6	1-4	0-0	2	3	3	0	21
TOTALS	**19-68**	**2-27**	**13-18**	**38**	**21**	**53**	**9**	**200**

UCLA 74

NAME	FG	3FG	FT	R	PF	TP	A	MIN
Goloman	2-3	0-0	3-5	6	3	7	0	24
Welsh	1-6	1-3	4-4	12	3	7	1	35
Holiday	4-13	1-4	5-6	7	4	14	5	34
Wilkes	7-13	2-4	5-6	5	1	21	1	32
Ali	3-5	0-0	6-7	3	1	12	1	20
Olesinski	1-1	0-0	0-0	0	3	2	0	18
Hands	2-6	0-2	2-2	3	1	6	2	25
Smith	1-3	0-0	0-0	3	1	2	1	11
Wulff, A.	1-1	1-1	0-0	0	0	3	0	1
TOTALS	**22-51**	**5-14**	**25-30**	**43**	**17**	**74**	**11**	**200**

Halftime Score – Washington 36, UCLA 28. Team Rebounds – UCLA 4, Washington 3. Turnovers – UCLA 15, Washington 12. Technicals – None. Attendance: 7,639. Officials – Mike Scyphers, Mike Reed, Keith Kimble.

LAST SEASON VERSUS STANFORD

Game No. 17 for UCLA – January 8, 2017
Pauley Pavilion – Los Angeles, Calif.
(4) UCLA 89, Stanford 75

STANFORD 75

NAME	FG	3FG	FT	R	PF	TP	A	MIN
Humphrey	10-22	1-3	6-8	14	5	27	0	34
Verhoeven	2-3	0-0	0-0	2	1	4	0	11
Pickens	4-13	2-8	2-4	4	3	12	3	36
Sheffield	0-4	0-0	0-0	0	0	0	2	10
Allen, Mar.	2-5	0-0	0-0	1	2	4	0	20
Sanders	0-3	0-1	0-0	1	1	0	0	13
Cartwright	7-16	2-5	2-2	5	3	18	9	34
Allen, Mal.	0-0	0-0	0-0	0	0	0	0	1
Sharma	2-5	0-0	2-2	5	2	6	0	16
Walker	1-3	0-0	2-2	3	2	4	0	20
Stanback	0-0	0-0	0-0	0	0	0	0	5
TOTALS	**28-74**	**5-17**	**14-18**	**40**	**19**	**75**	**14**	**200**

UCLA 89

NAME	FG	3FG	FT	R	PF	TP	A	MIN
Leaf	5-8	1-1	4-7	10	4	15	6	27
Welsh	3-11	0-0	0-0	7	4	6	0	21
Ball	7-10	4-5	3-4	6	3	21	8	35
Hamilton	6-15	1-7	2-3	5	1	15	0	32
Alford	4-6	4-5	5-8	3	0	17	2	33
Holiday	3-7	1-2	2-2	6	1	9	5	27
Anigbogu	3-4	0-0	0-1	3	2	6	0	14
Goloman	0-1	0-0	0-0	2	1	0	1	11
TOTALS	**31-62**	**11-20**	**16-25**	**43**	**16**	**89**	**22**	**200**

Halftime Score – UCLA 48, Stanford 30. Team Rebounds – Stanford 5, UCLA 1. Turnovers – UCLA 16, Stanford 10. Technicals – None. Attendance: 13,659. Officials – Verne Harris, Tony Padilla, Randy McCall.

CAREER STATISTICS, UCLA vs. STANFORD

PRINCE ALI (redshirt sophomore)

Season	Yr.	G-GS	MIN	MPG	FG-FGA	PCT	3FG-A	PCT	FT-FTA	PCT	OR	DR	TOT	RPG	PF-DQ	A	TO	BS	S	PTS	PPG
2015-16	FR	1-0	4	4.0	0-1	.000	0-1	.000	0-0	.000	0	1	1	1.0	1-0	0	1	0	0	0	0.0
CAREER		**1-0**	**4**	**4.0**	**0-1**	**.000**	**0-1**	**.000**	**0-0**	**.000**	**0**	**1**	**1**	**1.0**	**1-0**	**0**	**1**	**0**	**0**	**0**	**0.0**

GYÖRGY "G.G." GOLOMAN (senior)

Season	Yr.	G-GS	MIN	MPG	FG-FGA	PCT	3FG-A	PCT	FT-FTA	PCT	OR	DR	TOT	RPG	PF-DQ	A	TO	BS	S	PTS	PPG
2014-15	FR	2-0	36	18.0	0-3	.000	0-0	.000	0-2	.000	0	4	4	2.0	2-0	3	2	1	1	0	0.0
2015-16	SO	1-0	9	9.0	0-2	.000	0-0	.000	0-2	.000	1	0	1	1.0	3-0	0	0	0	0	0	0.0
2016-17	JR	1-0	11	11.0	0-1	.000	0-0	.000	0-0	.000	1	1	2	2.0	1-0	1	1	0	1	0	0.0
CAREER		**4-0**	**56**	**14.0**	**0-6**	**.000**	**0-0**	**.000**	**0-4**	**.000**	**2**	**5**	**7**	**1.8**	**6-0**	**4**	**3**	**1**	**2**	**0**	**0.0**

AARON HOLIDAY (junior)

Season	Yr.	G-GS	MIN	MPG	FG-FGA	PCT	3FG-A	PCT	FT-FTA	PCT	OR	DR	TOT	RPG	PF-DQ	A	TO	BS	S	PTS	PPG
2015-16	FR	1-1	35	35.0	2-8	.250	1-4	.250	2-2	1.000	1	4	5	5.0	3-0	6	4	0	1	7	7.0
2016-17	SO	1-0	27	27.0	3-7	.429	1-2	.500	2-2	1.000	0	6	6	6.0	1-0	5	5	0	1	9	9.0
CAREER		**2-1**	**62**	**31.0**	**5-15**	**.333**	**2-6**	**.333**	**4-4**	**1.000**	**1**	**10**	**11**	**5.5**	**4-0**	**11**	**9**	**0**	**2**	**16**	**8.0**

ALEX OLESINSKI (redshirt sophomore)

Season	Yr.	G-GS	MIN	MPG	FG-FGA	PCT	3FG-A	PCT	FT-FTA	PCT	OR	DR	TOT	RPG	PF-DQ	A	TO	BS	S	PTS	PPG
2015-16	FR	1-0	3	3.0	0-0	.000	0-0	.000	0-0	.000	0	0	0	0.0	0-0	0	0	0	0	0	0
CAREER		**1-0**	**3**	**3.0**	**0-0**	**.000**	**0-0**	**.000**	**0-0**	**.000**	**0**	**0**	**0**	**0.0**	**0-0**	**0**	**0**	**0**	**0**	**0**	**0**

THOMAS WELSH (senior)

Season	Yr.	G-GS	MIN	MPG	FG-FGA	PCT	3FG-A	PCT	FT-FTA	PCT	OR	DR	TOT	RPG	PF-DQ	A	TO	BS	S	PTS	PPG
2014-15	FR	2-0	21	10.5	0-3	.000	0-0	.000	0-0	.000	3	2	5	2.5	5-0	0	1	1	0	0	0.0
2015-16	SO	1-0	27	27.0	5-7	.714	0-0	.000	1-1	1.000	4	5	9	9.0	2-0	1	1	0	0	11	11.0
2016-17	JR	1-1	21	21.0	3-11	.273	0-0	.000	0-0	.000	3	4	7	7.0	4-0	0	1	1	0	6	6.0
CAREER		**4-1**	**69**	**17.3**	**8-21**	**.381**	**0-0**	**.000**	**1-1**	**1.000**	**10**	**11**	**21**	**5.3**	**11-0**	**1**	**3**	**2**	**0**	**17**	**4.3**

PRINCE ALI (23)

REDSHIRT SOPHOMORE – G – 6-3, 190 – The Bronx, N.Y. (The Sagemont School [FL])

SEASON/CAREER BEST PERFORMANCES

Category	Season High	Career High
Points	21 vs. UC Irvine (11/26/17)	21 vs. UC Irvine (11/26/17)
Rebounds	5 at Michigan (12/9/17)	5 (twice), last at Michigan (12/9/17)
Assists	4 (twice), last vs. South Dakota (12/19/17)	4 (twice), last vs. South Dakota (12/19/17)
Steals	2 (3 times), last vs. South Dakota (12/19/17)	2 (5 times), last vs. South Dakota (12/19/17)
Blocks	1 (4 times), last vs. South Dakota (12/19/17)	1 (7 times), last vs. South Dakota (12/19/17)
Minutes	33 vs. UC Irvine (11/26/17)	33 vs. UC Irvine (11/26/17)
FG Made	8 vs. Detroit Mercy (12/3/17)	6 vs. UC Irvine (11/26/17)
FG Att.	12 (twice), last vs. Detroit Mercy (12/3/17)	12 (twice), last vs. Detroit Mercy (12/3/17)
3PFG Made	3 vs. UC Irvine (11/26/17)	3 vs. UC Irvine (11/26/17)
3PFG Att.	5 vs. UC Irvine (11/26/17)	5 vs. UC Irvine (11/26/17)
FT Made	6 (3 times), last vs. Washington (12/31/17)	7 vs. Pepperdine (11/19/15)
FT Att.	8 (twice) last vs. UC Irvine (11/26/17)	8 (twice) last vs. UC Irvine (11/26/17)

KEY NOTES ON PRINCE ALI

- Has averaged 9.9 points, 2.4 rebounds and 1.7 assists per game through 14 contests
- Reached the 20-point plateau in victories against UC Irvine (21 points, Nov 26) and Detroit Mercy (20 points, Dec. 3)
- Has scored in double figures in seven of UCLA's 14 games, shooting 46.5 percent overall from the field (46 for 99)
- Redshirted in 2016-17 ... had surgery to repair a torn menicsus (left knee) on July 15, 2016 ... with that injury, he was unable to return to action until January 2017
- As a true freshman in 2015-16, averaged 3.9 points and 1.1 rebounds per game, playing in 29 of the Bruins' 32 games

PRINCE ALI'S 2017-18 GAME-BY-GAME STATISTICS

				Total		3-Pointers		Free throws		Rebounds										
Opponent	Date	gs	min	fg-fga	pct	3fg-fga	pct	ft-fta	pct	off	def	tot	avg	pf	a	t/o	blk	stl	pts	avg
vs Georgia Tech	11/11/17		20	0-3	.000	0-1	.000	1-2	.500	0	2	2	2.0	1	2	1	0	1	1	1.0
CENTRAL ARKANSAS	11/15/17		22	4-6	.667	2-3	.667	2-4	.500	0	0	0	1.0	2	2	4	0	1	12	6.5
SOUTH CAROLINA STAT	11/17/17		15	2-5	.400	1-3	.333	0-4	.000	0	2	2	1.3	3	1	1	1	2	5	6.0
vs Creighton	11/20/17		25	5-9	.556	2-5	.400	6-8	.750	0	3	3	1.8	5	3	0	1	1	18	9.0
vs Wisconsin	11/21/17		21	4-6	.667	2-2	1.000	0-0	.000	0	1	1	1.6	2	1	5	0	1	10	9.2
UC IRVINE	11/26/17	*	33	6-12	.500	3-5	.600	6-8	.750	2	2	4	2.0	4	1	1	0	1	21	11.2
CSU BAKERSFIELD	11/29/17	*	25	2-5	.400	0-2	.000	2-3	.667	0	3	3	2.1	1	2	2	0	1	6	10.4
DETROIT MERCY	12/03/17	*	22	8-12	.667	2-3	.667	2-3	.667	1	2	3	2.3	1	4	1	1	2	20	11.6
at Michigan	12/09/17	*	27	1-5	.200	0-1	.000	1-2	.500	2	3	5	2.6	2	0	4	0	1	3	10.7
CINCINNATI	12/16/17	*	24	3-5	.600	2-4	.500	0-0	.000	0	1	1	2.4	1	0	1	0	0	8	10.4
SOUTH DAKOTA	12/19/17	*	30	3-10	.300	0-1	.000	1-3	.333	0	4	4	2.5	1	4	1	1	2	7	10.1
vs Kentucky	12/23/17	*	20	4-7	.571	2-2	1.000	2-3	.667	1	2	3	2.6	1	0	2	0	1	12	10.3
WASHINGTON STATE	12/29/17	*	22	1-9	.111	1-5	.200	0-0	.000	0	0	0	2.4	0	3	1	0	0	3	9.7
WASHINGTON	12/31/17	*	20	3-5	.600	0-0	.000	6-7	.857	0	3	3	2.4	1	1	4	0	2	12	9.9
Totals		9	326	46-99	.465	17-37	.459	29-47	.617	6	28	34	2.4	25	24	28	4	16	138	9.9

PRINCE ALI'S CAREER STATISTICS

			Total		3-Point		F-Throws		Rebounds										Scoring	
Season	gp-gs	min/avg	fg-fga	pct	fg-fga	pct	ft-fta	pct	off	def	tot	avg	pf	fo	ast	to	blk	stl	pts	avg
2015-16	29-0	342/11.8	40-103	.388	12-40	.300	21-37	.568	5	26	31	1.1	36	0	11	23	3	11	113	3.9
2017-18	14-9	326/23.3	46-99	.465	17-37	.459	29-47	.617	6	28	34	2.4	25	1	24	28	4	16	138	9.9
TOTAL	43-9	668/15.5	86-202	.426	29-77	.377	50-84	.595	11	54	65	1.5	61	1	35	51	7	27	251	5.8

GYÖRGY "G.G." GOLOMAN (14)

SENIOR – F – 6-11, 225 – Körmend, Hungary (The Sagemont School [FL])

SEASON/CAREER BEST PERFORMANCES

Category	Season High	Career High
Points	12 (twice), last vs. South Dakota (12/19/17)	12 (3 times), last vs. South Dakota (12/19/17)
Rebounds	7 (4 times), last vs. Kentucky (12/23/17)	8 vs. CSUN (11/13/16)
Assists	5 vs. Detroit Mercy (12/3/17)	5 vs. Detroit Mercy (12/3/17)
Steals	2 vs. Kentucky (12/23/17)	4 at Oregon State (1/22/15)
Blocks	3 vs. Washington (12/31/17)	3 (4 times), last vs. Washington (12/31/17)
Minutes	30 (twice), last vs. Washington State (12/29/17)	30 (twice), last vs. Washington State (12/29/17)
FG Made	5 vs. CSU Bakersfield (11/29/17)	5 (twice), last vs. CSU Bakersfield (11/29/17)
FG Att.	9 (twice), last vs. UC Irvine (11/26/17)	9 (twice), last vs. UC Irvine (11/26/17)
3PFG Made	1 (4 times), last vs. Washington State (12/29/17)	2 vs. USC (3/12/15)
3PFG Att.	3 (twice), last vs. UC Irvine (11/26/17)	3 (3 times), last vs. UC Irvine (11/26/17)
FT Made	4 (twice), last vs. Washington State (12/29/17)	4 (twice), last vs. Washington State (12/29/17)
FT Att.	5 (twice), last vs. South Dakota (12/19/17)	5 (twice), last vs. South Dakota (12/19/17)

KEY NOTES ON GYÖRGY "G.G." GOLOMAN

- Has averaged 7.1 points and 5.1 rebounds per game through 14 contests
- Tied his career high in points (12) in the team's victories against UC Irvine (Nov. 26) and South Dakota (Dec. 19)
- Has doubled his production since last season, averaging nearly twice as minutes per game during his senior year (24.0 mpg)
- Played in 35 games as a junior last season, averaging 3.7 points per game (also registered 2.4 rebounds and 0.8 blocks per game)
- Arrived in the United States (Florida) for his senior year of high school (2013-14) and enrolled at UCLA as a freshman in the summer of 2014

GYÖRGY "G.G." GOLOMAN'S 2017-18 GAME-BY-GAME STATISTICS

				Total		3-Pointers		Free throws		Rebounds										
Opponent	Date	gs	min	fg-fga	pct	3fg-fga	pct	ft-fta	pct	off	def	tot	avg	pf	a	t/o	blk	stl	pts	avg
vs Georgia Tech	11/11/17	*	28	2-7	.286	0-2	.000	0-0	.000	4	2	6	6.0	3	0	1	1	0	4	4.0
CENTRAL ARKANSAS	11/15/17	*	19	4-5	.800	0-0	.000	0-4	.000	0	0	0	3.0	1	1	0	1	1	8	6.0
SOUTH CAROLINA STAT	11/17/17	*	27	3-9	.333	0-3	.000	2-2	1.000	4	3	7	4.3	1	2	0	1	0	8	6.7
vs Creighton	11/20/17	*	14	1-2	.500	0-0	.000	0-0	.000	1	3	4	4.3	4	1	1	0	0	2	5.5
vs Wisconsin	11/21/17	*	27	4-5	.800	1-1	1.000	2-3	.667	0	5	5	4.4	5	1	6	1	0	11	6.6
UC IRVINE	11/26/17	*	19	4-9	.444	1-3	.333	3-5	.600	4	3	7	4.8	3	1	0	1	1	12	7.5
CSU BAKERSFIELD	11/29/17	*	25	5-8	.625	0-1	.000	0-0	.000	1	5	6	5.0	3	1	1	1	0	10	7.9
DETROIT MERCY	12/03/17	*	25	2-4	.500	1-1	1.000	0-0	.000	0	5	5	5.0	0	5	0	1	1	5	7.5
at Michigan	12/09/17	*	30	3-5	.600	0-1	.000	1-3	.333	0	4	4	4.9	4	3	0	0	0	7	7.4
CINCINNATI	12/16/17	*	18	1-3	.333	0-1	.000	1-2	.500	1	2	3	4.7	4	1	2	1	0	3	7.0
SOUTH DAKOTA	12/19/17	*	25	4-6	.667	0-0	.000	4-5	.800	3	4	7	4.9	3	2	0	0	0	12	7.5
vs Kentucky	12/23/17	*	25	1-2	.500	0-0	.000	0-0	.000	2	5	7	5.1	4	2	0	2	2	2	7.0
WASHINGTON STATE	12/29/17	*	30	2-4	.500	1-1	1.000	4-6	.667	4	0	4	5.0	4	1	1	2	1	9	7.2
WASHINGTON	12/31/17	*	24	2-3	.667	0-0	.000	3-5	.600	3	3	6	5.1	3	0	2	3	1	7	7.1
Totals		14	336	38-72	.528	4-14	.286	20-35	.571	27	44	71	5.1	42	21	14	15	7	100	7.1

GYÖRGY "G.G." GOLOMAN'S CAREER STATISTICS

			Total		3-Point		F-Throws		Rebounds										Scoring	
Season	gp-gs	min/avg	fg-fga	pct	fg-fga	pct	ft-fta	pct	off	def	tot	avg	pf	fo	ast	to	blk	stl	pts	avg
2014-15	35-0	377/10.8	19-42	.452	6-12	.500	2-9	.222	8	45	53	1.5	63	0	20	18	10	15	46	1.3
2015-16	15-0	181/12.1	11-33	.333	2-9	.222	6-16	.375	18	23	41	2.7	34	1	4	10	6	5	30	2.0
2016-17	35-5	401/11.5	54-93	.581	1-10	.100	21-33	.636	26	59	85	2.4	69	2	23	23	29	21	130	3.7
2017-18	14-14	336/24.0	38-72	.528	4-14	.286	20-35	.571	27	44	71	5.1	42	1	21	14	15	7	100	7.1
TOTAL	99-19	1295/13.1	122-240	.508	13-45	.289	49-93	.527	79	171	250	2.5	208	4	68	65	60	48	306	3.1

JAYLEN HANDS (4)

FRESHMAN – G – 6-3, 175 – San Diego, Calif. (Foothills Christian HS)

SEASON/CAREER BEST PERFORMANCES

Category	Season High	Career High
Points	23 vs. Detroit Mercy (12/3/17)	23 vs. Detroit Mercy (12/3/17)
Rebounds	9 vs. Detroit Mercy (12/3/17)	9 vs. Detroit Mercy (12/3/17)
Assists	6 vs. Central Arkansas (11/15/17)	6 vs. Central Arkansas (11/15/17)
Steals	2 (4 times), last vs. Washington (12/31/17)	2 (4 times), last vs. Washington (12/31/17)
Blocks	1 (twice), last vs. Cincinnati (12/16/17)	1 (twice), last vs. Cincinnati (12/16/17)
Minutes	34 vs. Central Arkansas (11/15/17)	34 vs. Central Arkansas (11/15/17)
FG Made	9 vs. South Carolina State (11/17/17)	9 vs. South Carolina State (11/17/17)
FG Att.	13 (twice), last vs. Cincinnati (12/16/17)	13 (twice), last vs. Cincinnati (12/16/17)
3PFG Made	4 (3 times), last vs. Washington State (12/29/17)	4 (3 times), last vs. Washington State (12/29/17)
3PFG Att.	7 (twice), last vs. Cincinnati (12/16/17)	7 (twice), last vs. Cincinnati (12/16/17)
FT Made	7 vs. CSU Bakersfield (11/29/17)	7 vs. CSU Bakersfield (11/29/17)
FT Att.	8 vs. CSU Bakersfield (11/29/17)	8 vs. CSU Bakersfield (11/29/17)

KEY NOTES ON JAYLEN HANDS

- Has averaged 12.2 points, 4.1 rebounds and 2.8 assists per game through his first 13 contests
- Tallied a season-best 23 points in the Bruins' victory against Detroit Mercy (Dec. 3), hitting 8 of 13 shots from the field
- Scored 13 of his team-leading 22 points in the final seven minutes of UCLA's win over South Carolina State (Nov. 17)
- Did not play in the win over UC Irvine (Nov. 26) ... missed that contest with a left foot sprain, sustained late in the victory over Wisconsin (Nov. 21)
- Has shot 46 percent from three-point range (23-for-50), the sixth-highest percentage among Pac-12 players (through Monday, Jan. 1)
- Was a McDonald's All-American as a senior at Foothills Christian High School (El Cajon, Calif.) in 2016-17

JAYLEN HANDS' 2017-18 GAME-BY-GAME STATISTICS

				Total		3-Pointers		Free throws		Rebounds										
Opponent	Date	gs	min	fg-fga	pct	3fg-fga	pct	ft-fta	pct	off	def	tot	avg	pf	a	t/o	blk	stl	pts	avg
vs Georgia Tech	11/11/17	*	28	4-11	.364	1-1	1.000	5-6	.833	1	3	4	4.0	2	1	2	0	2	14	14.0
CENTRAL ARKANSAS	11/15/17	*	34	4-8	.500	1-2	.500	1-3	.333	1	6	7	5.5	2	6	4	0	1	10	12.0
SOUTH CAROLINA STAT	11/17/17	*	27	9-12	.750	3-5	.600	1-2	.500	0	3	3	4.7	1	4	1	0	2	22	15.3
vs Creighton	11/20/17	*	22	2-8	.250	0-2	.000	0-0	.000	0	3	3	4.3	4	2	2	0	0	4	12.5
vs Wisconsin	11/21/17	*	26	4-7	.571	2-3	.667	0-0	.000	0	2	2	3.8	1	3	2	0	0	10	12.0
UC IRVINE	11/26/17		dnp	-	-	-	-	-	-	-	-	-	-	-	-	-	-	-	-	-
CSU BAKERSFIELD	11/29/17		24	0-5	.000	0-2	.000	7-8	.875	0	4	4	3.8	0	4	3	0	1	7	11.2
DETROIT MERCY	12/03/17		24	8-13	.615	4-7	.571	3-4	.750	2	7	9	4.6	0	4	1	0	2	23	12.9
at Michigan	12/09/17		26	1-6	.167	0-3	.000	2-3	.667	1	4	5	4.6	2	1	3	1	0	4	11.8
CINCINNATI	12/16/17		26	5-13	.385	4-7	.571	0-0	.000	1	3	4	4.6	3	1	4	1	1	14	12.0
SOUTH DAKOTA	12/19/17		24	4-8	.500	2-5	.400	2-4	.500	0	4	4	4.5	1	2	3	0	0	12	12.0
vs Kentucky	12/23/17		24	5-10	.500	2-6	.333	2-2	1.000	0	2	2	4.3	0	2	1	0	1	14	12.2
WASHINGTON STATE	12/29/17		24	6-9	.667	4-5	.800	3-4	.750	0	3	3	4.2	2	4	1	0	0	19	12.8
WASHINGTON	12/31/17		25	2-6	.333	0-2	.000	2-2	1.000	1	2	3	4.1	1	2	1	0	2	6	12.2
Totals		5	334	54-116	.466	23-50	.460	28-38	.737	7	46	53	4.1	19	36	28	2	12	159	12.2

JAYLEN HANDS' CAREER STATISTICS

			Total		3-Point		F-Throws		Rebounds										Scoring	
Season	gp-gs	min/avg	fg-fga	pct	fg-fga	pct	ft-fta	pct	off	def	tot	avg	pf	fo	ast	to	blk	stl	pts	avg
2017-18	13-5	334/25.7	54-116	.466	23-50	.460	28-38	.737	7	46	53	4.1	19	0	36	28	2	12	159	12.2
TOTAL	13-5	334/25.7	54-116	.466	23-50	.460	28-38	.737	7	46	53	4.1	19	0	36	28	2	12	159	12.2

AARON HOLIDAY (3)

JUNIOR – G – 6-1, 185 – Chatsworth, Calif. (Campbell Hall HS)

SEASON/CAREER BEST PERFORMANCES

Category	Season High	Career High
Points	33 vs. Washington State (12/29/17)	33 vs. Washington State (12/29/17)
Rebounds	11 vs. Washington State (12/29/17)	11 vs. Washington State (12/29/17)
Assists	8 vs. Kentucky (12/23/17)	11 vs. Kent State (3/19/17)
Steals	5 vs. Central Arkansas (11/15/17)	5 (3 times), last vs. Ohio State (12/17/16)
Blocks	1 (3 times), last vs. Washington State (12/29/17)	3 vs. McNeese State (12/22/15)
Minutes	43 (twice), last at Michigan (12/9/17)	43 (twice), last at Michigan (12/9/17)
FG Made	11 vs. Washington State (12/29/17)	11 vs. Washington State (12/29/17)
FG Att.	18 vs. Washington State (12/29/17)	18 vs. Washington State (12/29/17)
3PFG Made	5 vs. Washington State (12/29/17)	5 (twice), last vs. Washington State (12/29/17)
3PFG Att.	9 vs. Central Arkansas (11/15/17)	9 vs. Central Arkansas (11/15/17)
FT Made	10 vs. Central Arkansas (11/15/17)	10 vs. Central Arkansas (11/15/17)
FT Att.	12 vs. Central Arkansas (11/15/17)	12 vs. Central Arkansas (11/15/17)

KEY NOTES ON AARON HOLIDAY

- Has averaged 18.4 points, 4.3 rebounds and 5.4 assists per game through 14 games this season
- Has scored in double figures in 13 of UCLA's 14 games ... in 82 career games, has scored in double figures 57 times
- Scored in double figures in 24 of 36 games last season (sophomore) ... scored in double figures in 20 of 32 games during his freshman campaign (2015-16)
- Totaled career highs with 33 points and 11 rebounds in UCLA's 96-82 victory over Washington State (Dec. 29), three days after having been named Pac-12 Player of the Week (Dec. 18-24)
- Became the 55th player in UCLA history to have scored at least 1,000 career points in a UCLA uniform (during the first half of UCLA's win on Dec. 29)
- Has played in every game through his three seasons ... started all 32 games as a freshman and came off the bench in all 36 contests as a sophomore

AARON HOLIDAY'S 2017-18 GAME-BY-GAME STATISTICS

				Total		3-Pointers		Free throws		Rebounds										
Opponent	Date	gs	min	fg-fga	pct	3fg-fga	pct	ft-fta	pct	off	def	tot	avg	pf	a	t/o	blk	stl	pts	avg
vs Georgia Tech	11/11/17	*	35	3-9	.333	0-4	.000	5-7	.714	0	3	3	3.0	2	7	4	1	1	11	11.0
CENTRAL ARKANSAS	11/15/17	*	43	5-15	.333	4-9	.444	10-12	.833	1	5	6	4.5	2	5	5	0	5	24	17.5
SOUTH CAROLINA STAT	11/17/17	*	32	3-7	.429	2-6	.333	0-0	.000	0	2	2	3.7	2	4	3	0	1	8	14.3
vs Creighton	11/20/17	*	39	8-17	.471	2-6	.333	7-8	.875	0	2	2	3.3	2	7	1	0	2	25	17.0
vs Wisconsin	11/21/17	*	35	7-12	.583	2-4	.500	2-3	.667	0	2	2	3.0	3	5	0	0	3	18	17.2
UC IRVINE	11/26/17	*	36	7-16	.438	1-3	.333	1-3	.333	0	4	4	3.2	2	7	4	1	2	16	17.0
CSU BAKERSFIELD	11/29/17	*	35	7-13	.538	0-5	.000	2-4	.500	1	6	7	3.7	4	6	4	0	2	16	16.9
DETROIT MERCY	12/03/17	*	28	4-8	.500	2-5	.400	4-4	1.000	0	4	4	3.8	2	3	2	0	1	14	16.5
at Michigan	12/09/17	*	43	9-17	.529	2-5	.400	7-8	.875	0	4	4	3.8	3	7	7	0	1	27	17.7
CINCINNATI	12/16/17	*	37	6-12	.500	3-7	.429	2-2	1.000	0	0	0	3.4	2	3	4	0	0	17	17.6
SOUTH DAKOTA	12/19/17	*	33	4-14	.286	1-6	.167	6-8	.750	1	4	5	3.5	3	5	2	0	2	15	17.4
vs Kentucky	12/23/17	*	36	7-14	.500	2-6	.333	4-4	1.000	1	2	3	3.5	2	8	7	0	2	20	17.6
WASHINGTON STATE	12/29/17	*	40	11-18	.611	5-5	1.000	6-6	1.000	1	10	11	4.1	2	4	0	1	1	33	18.8
WASHINGTON	12/31/17	*	34	4-13	.308	1-4	.250	5-6	.833	2	5	7	4.3	4	5	6	0	0	14	18.4
Totals		14	506	85-185	.459	27-75	.360	61-75	.813	7	53	60	4.3	35	76	49	3	23	258	18.4

AARON HOLIDAY'S CAREER STATISTICS

			Total		3-Point		F-Throws		Rebounds										Scoring	
Season	gp-gs	min/avg	fg-fga	pct	fg-fga	pct	ft-fta	pct	off	def	tot	avg	pf	fo	ast	to	blk	stl	pts	avg
2015-16	32-32	1013/31.7	114-289	.394	39-93	.419	64-88	.727	19	77	96	3.0	103	7	127	92	8	45	331	10.3
2016-17	36-0	949/26.4	150-309	.485	53-129	.411	88-111	.793	12	91	103	2.9	81	2	158	87	6	39	441	12.3
2017-18	14-14	506/36.1	85-185	.459	27-75	.360	61-75	.813	7	53	60	4.3	35	0	76	49	3	23	258	18.4
TOTAL	82-46	2468/30.1	349-783	.446	119-297	.401	213-274	.777	38	221	259	3.2	219	9	361	228	17	107	1030	12.6

UCLA CAREER – AT LEAST 1,000 POINTS, 300 ASSISTS

- Aaron Holiday enters this Thursday's game at Stanford having totaled 1030 career points and 361 assists
- Holiday has become the 13th UCLA player on record to have logged 1,000-plus points and 300-plus assists

Player	Seasons	Points	*Assists	Games	PPG	APG	FG/FGA	FG Pct.
Bryce Alford	2014-2017	1922	537	141	13.6	3.8	584/1443	.405
Toby Bailey	1995-1998	1846	458	129	14.3	3.6	679/1479	.459
Trevor Wilson	1987-1990	1798	308	126	14.3	2.4	706/1417	.498
Charles O'Bannon	1994-1997	1784	313	124	14.4	2.5	684/1271	.538
Bill Walton	1972-1974	1767	316	87	20.3	3.6	747/1147	.651
Darren Collison	2006-2009	1634	577	142	11.5	4.1	563/1185	.475
Tyus Edney	1992-1995	1515	652	125	12.1	5.2	484/1007	.481
Pooh Richardson	1986-1989	1461	833	122	12.0	6.8	600/1170	.513
Earl Watson	1998-2001	1449	607	129	11.2	4.7	518/1150	.450
Isaac Hamilton	2015-2017	1426	321	104	13.7	3.1	538/1202	.448
Roy Hamilton	1976-1979	1355	512	108	12.5	4.7	544/1046	.520
Darrick Martin	1989-1992	1195	636	129	9.3	4.9	405/884	.458
Aaron Holiday	**2016-present**	**1030**	**361**	**82**	**12.6**	**4.4**	**349/783**	**.446**

*assists were first consistently recorded at UCLA during the 1972-73 season

IKENNA OKWARABIZIE (34)

SENIOR – C – 6-9, 255 – Lagos, Nigeria (Tyler Junior College [TX])

SEASON/CAREER BEST PERFORMANCES

Category	Season High	Career High
Points	4 vs. Detroit Mercy (12/3/17)	4 vs. Detroit Mercy (12/3/17)
Rebounds	3 (twice), last vs. Detroit Mercy (12/3/17)	3 (twice), last vs. Detroit Mercy (12/3/17)
Assists	–	–
Steals	1 vs. UC Irvine (11/26/17)	1 vs. UC Irvine (11/26/17)
Blocks	1 vs. UC Irvine (11/26/17)	1 vs. UC Irvine (11/26/17)
Minutes	8 (twice), last vs. Detroit Mercy (12/3/17)	8 (twice), last vs. Detroit Mercy (12/3/17)
FG Made	2 vs. Detroit Mercy (12/3/17)	2 vs. Detroit Mercy (12/3/17)
FG Att.	3 vs. Detroit Mercy (12/3/17)	3 vs. Detroit Mercy (12/3/17)
3PFG Made	–	–
3PFG Att.	1 vs. UC Irvine (11/26/17)	1 vs. UC Irvine (11/26/17)
FT Made	–	1 (twice), last vs. Washington (3/1/17)
FT Att.	–	4 vs. Washington (3/1/17)

KEY NOTES ON IKENNA OKWARABIZIE (pronounced oak-war-uh-BEE-zee-ay)

- Has played in 24 career contests over the course of three seasons ... has twice played a career-high eight minutes as a senior this season
- Has averaged 1.2 points and 1.4 rebounds in five games off the bench for UCLA in 2017-18
- Transferred to UCLA in the summer of 2015 after spending his freshman season at Tyler Junior College (Tyler, Texas)
- Spent his final two years of high school in the Midwest (junior year in St. Louis, Mo., and his senior year in Sioux City, Iowa) after growing up in Lagos, Nigeria

IKENNA OKWARABIZIE'S 2017-18 GAME-BY-GAME STATISTICS

				Total		3-Pointers		Free throws		Rebounds										
Opponent	Date	gs	min	fg-fga	pct	3fg-fga	pct	ft-fta	pct	off	def	tot	avg	pf	a	t/o	blk	stl	pts	avg
vs Georgia Tech	11/11/17		dnp	-	-	-	-	-	-	-	-	-	-	-	-	-	-	-	-	-
CENTRAL ARKANSAS	11/15/17		dnp	-	-	-	-	-	-	-	-	-	-	-	-	-	-	-	-	-
SOUTH CAROLINA STAT	11/17/17		2	0-0	.000	0-0	.000	0-0	.000	0	0	0	0.0	0	0	0	0	0	0	0.0
vs Creighton	11/20/17		dnp	-	-	-	-	-	-	-	-	-	-	-	-	-	-	-	-	-
vs Wisconsin	11/21/17		dnp	-	-	-	-	-	-	-	-	-	-	-	-	-	-	-	-	-
UC IRVINE	11/26/17		8	1-2	.500	0-1	.000	0-0	.000	0	3	3	1.5	1	0	0	1	1	2	1.0
CSU BAKERSFIELD	11/29/17		dnp	-	-	-	-	-	-	-	-	-	-	-	-	-	-	-	-	-
DETROIT MERCY	12/03/17		8	2-3	.667	0-0	.000	0-0	.000	2	1	3	2.0	2	0	0	0	0	4	2.0
at Michigan	12/09/17		dnp	-	-	-	-	-	-	-	-	-	-	-	-	-	-	-	-	-
CINCINNATI	12/16/17		2	0-0	.000	0-0	.000	0-0	.000	0	0	0	1.5	0	0	0	0	0	0	1.5
SOUTH DAKOTA	12/19/17		dnp	-	-	-	-	-	-	-	-	-	-	-	-	-	-	-	-	-
vs Kentucky	12/23/17		2	0-0	.000	0-0	.000	0-0	.000	0	1	1	1.4	0	0	0	0	0	0	1.2
WASHINGTON STATE	12/29/17		dnp	-	-	-	-	-	-	-	-	-	-	-	-	-	-	-	-	-
WASHINGTON	12/31/17		dnp	-	-	-	-	-	-	-	-	-	-	-	-	-	-	-	-	-
Totals		0	22	3-5	.600	0-1	.000	0-0	.000	2	5	7	1.4	3	0	0	1	1	6	1.2

IKENNA OKWARABIZIE'S CAREER STATISTICS

			Total		3-Point		F-Throws		Rebounds										Scoring	
Season	gp-gs	min/avg	fg-fga	pct	fg-fga	pct	ft-fta	pct	off	def	tot	avg	pf	fo	ast	to	blk	stl	pts	avg
2015-16	7-0	13/1.9	0-2	.000	0-0	.000	0-0	.000	1	3	4	0.6	4	0	0	2	0	0	0	0.0
2016-17	12-0	31/2.6	0-2	.000	0-0	.000	2-6	.333	1	6	7	0.6	4	0	0	3	0	1	2	0.2
2017-18	5-0	22/4.4	3-5	.600	0-1	.000	0-0	.000	2	5	7	1.4	3	0	0	0	1	1	6	1.2
TOTAL	24-0	66/2.8	3-9	.333	0-1	.000	2-6	.333	4	14	18	0.8	11	0	0	5	1	2	8	0.3

ALEX OLESINSKI (0)

REDSHIRT SOPHOMORE – F – 6-10, 220 – Roswell, N.M. (La Lumiere School [IN])

SEASON/CAREER BEST PERFORMANCES

Category	Season High	Career High
Points	10 vs. Central Arkansas (11/15/17)	10 vs. Central Arkansas (11/15/17)
Rebounds	10 vs. South Carolina State (11/17/17)	10 vs. South Carolina State (11/17/17)
Assists	2 (twice), last vs. South Dakota (12/19/17)	2 (twice), last vs. South Dakota (12/19/17)
Steals	2 vs. Kentucky (12/23/17)	2 vs. Kentucky (12/23/17)
Blocks	2 vs. South Carolina State (11/17/17)	2 vs. South Carolina State (11/17/17)
Minutes	24 vs. Central Arkansas (11/15/17)	24 vs. Central Arkansas (11/15/17)
FG Made	4 vs. South Carolina State (11/17/17)	4 vs. South Carolina State (11/17/17)
FG Att.	5 (twice), last vs. Detroit Mercy (12/3/17)	6 vs. Monmouth (11/13/15)
3PFG Made	1 (5 times), last vs. South Dakota (12/19/17)	1 (6 times), last vs. South Dakota (12/19/17)
3PFG Att.	3 at Michigan (12/9/17)	3 at Michigan (12/9/17)
FT Made	5 vs. Central Arkansas (11/15/17)	5 vs. Central Arkansas (11/15/17)
FT Att.	6 vs. Central Arkansas (11/15/17)	6 vs. Central Arkansas (11/15/17)

KEY NOTES ON ALEX OLESINSKI

- Has averaged 4.8 points and 3.9 rebounds in 18.6 minutes per game off the bench for the Bruins
- Scored a career-high 10 points in the team's overtime win against Central Arkansas (Nov. 15)
- Tallied a career-best 10 rebounds in UCLA's victory over South Carolina State (Nov. 17)
- Did not play last season, taking a redshirt year after having missed the first two months of the season with a stress reaction in his left foot
- Has played in 37 career games, including 23 during his freshman season at UCLA (2015-16)

ALEX OLESINSKI'S 2017-18 GAME-BY-GAME STATISTICS

				Total		3-Pointers		Free throws		Rebounds											
Opponent	Date	gs	min	fg-fga	pct	3fg-fga	pct	ft-fta	pct	off	def	tot	avg	pf	a	t/o	blk	stl	pts	avg
vs Georgia Tech	11/11/17		14	2-3	.667	0-0	.000	1-2	.500	0	2	2	2.0	3	0	1	1	0	5	5.0
CENTRAL ARKANSAS	11/15/17		24	2-4	.500	1-2	.500	5-6	.833	2	5	7	4.5	2	1	0	0	1	10	7.5
SOUTH CAROLINA STAT	11/17/17		22	4-5	.800	0-1	.000	0-0	.000	5	5	10	6.3	2	2	3	2	1	8	7.7
vs Creighton	11/20/17		21	1-2	.500	0-0	.000	0-0	.000	0	2	2	5.3	3	0	0	1	0	2	6.3
vs Wisconsin	11/21/17		17	2-3	.667	1-2	.500	1-2	.500	1	1	2	4.6	3	1	0	0	0	6	6.2
UC IRVINE	11/26/17		20	2-4	.500	0-1	.000	1-1	1.000	2	4	6	4.8	1	0	0	0	1	5	6.0
CSU BAKERSFIELD	11/29/17		22	3-4	.750	1-2	.500	1-2	.500	2	2	4	4.7	1	0	1	1	0	8	6.3
DETROIT MERCY	12/03/17		19	3-5	.600	0-2	.000	1-1	1.000	1	2	3	4.5	3	0	1	0	0	7	6.4
at Michigan	12/09/17		11	0-3	.000	0-3	.000	0-0	.000	0	2	2	4.2	3	0	2	0	0	0	5.7
CINCINNATI	12/16/17		22	1-2	.500	1-2	.500	2-2	1.000	0	7	7	4.5	3	0	0	0	0	5	5.6
SOUTH DAKOTA	12/19/17		17	2-3	.667	1-2	.500	0-1	.000	0	2	2	4.3	2	2	0	1	0	5	5.5
vs Kentucky	12/23/17		18	0-2	.000	0-1	.000	2-2	1.000	3	1	4	4.3	2	0	0	0	2	2	5.3
WASHINGTON STATE	12/29/17		15	1-3	.333	0-1	.000	0-0	.000	2	2	4	4.2	1	0	0	0	0	2	5.0
WASHINGTON	12/31/17		18	1-1	1.000	0-0	.000	0-0	.000	0	0	0	3.9	3	0	0	0	0	2	4.8
Totals		0	260	24-44	.545	5-19	.263	14-19	.737	18	37	55	3.9	32	6	8	6	5	67	4.8

ALEX OLESINSKI'S CAREER STATISTICS

			Total		3-Point		F-Throws		Rebounds										Scoring	
Season	gp-gs	min/avg	fg-fga	pct	fg-fga	pct	ft-fta	pct	off	def	tot	avg	pf	fo	ast	to	blk	stl	pts	avg
2015-16	23-0	161/7.0	7-26	.269	1-7	.143	13-20	.650	21	25	46	2.0	34	0	4	10	0	5	28	1.2
2017-18	14-0	260/18.6	24-44	.545	5-19	.263	14-19	.737	18	37	55	3.9	32	0	6	8	6	5	67	4.8
TOTAL	37-0	421/11.4	31-70	.443	6-26	.231	27-39	.692	39	62	101	2.7	66	0	10	18	6	10	95	2.6

CHRIS SMITH (5)

FRESHMAN – G – 6-9, 200 – Chicago, Ill. (Huntington Prep [WV])

SEASON/CAREER BEST PERFORMANCES

Category	Season High	Career High
Points	15 vs. South Carolina State (11/17/17)	15 vs. South Carolina State (11/17/17)
Rebounds	6 (twice), last at Michigan (12/9/17)	6 (twice), last at Michigan (12/9/17)
Assists	3 vs. South Carolina State (11/17/17)	3 vs. South Carolina State (11/17/17)
Steals	2 vs. UC Irvine (11/26/17)	2 vs. UC Irvine (11/26/17)
Blocks	1 (3 times), last vs. South Dakota (12/19/17)	1 (3 times), last vs. South Dakota (12/19/17)
Minutes	21 vs. South Carolina State (11/17/17)	21 vs. South Carolina State (11/17/17)
FG Made	5 (twice), last vs. Detroit Mercy (12/3/17)	5 (twice), last vs. Detroit Mercy (12/3/17)
FG Att.	9 vs. vs. Detroit Mercy (12/3/17)	9 vs. vs. Detroit Mercy (12/3/17)
3PFG Made	2 vs. South Carolina State (11/17/17)	2 vs. South Carolina State (11/17/17)
3PFG Att.	3 (twice), last vs. Creighton (11/20/17)	3 (twice), last vs. Creighton (11/20/17)
FT Made	3 (3 times), last vs. Detroit Mercy (12/3/17)	3 (3 times), last vs. Detroit Mercy (12/3/17)
FT Att.	5 (twice), last vs. Creighton (11/20/17)	5 (twice), last vs. Creighton (11/20/17)

KEY NOTES ON CHRIS SMITH

- Through 14 games, has averaged 4.9 points and 1.9 rebounds per game coming off the bench
- Scored a season-high 15 points, also contributing three assists and three rebounds, in the team's win over South Carolina State (Nov. 17)
- Has totaled at least 10 points in three games, most recently finishing with 10 points (on 4-of-5 shooting) in the win against South Dakota (Dec. 19)
- Excelled last season as a high school senior at Huntington Prep in West Virginia, averaging 14 points, eight rebounds and six assists per game
- Originally from the Chicago area, spent his first three years of high school at Forth Worth Country Day School (Fort Worth, Texas)

CHRIS SMITH'S 2017-18 GAME-BY-GAME STATISTICS

				Total		3-Pointers		Free throws		Rebounds										
Opponent	Date	gs	min	fg-fga	pct	3fg-fga	pct	ft-fta	pct	off	def	tot	avg	pf	a	t/o	blk	stl	pts	avg
vs Georgia Tech	11/11/17		8	0-1	.000	0-0	.000	0-0	.000	0	1	1	1.0	1	0	1	0	0	0	0.0
CENTRAL ARKANSAS	11/15/17		13	3-5	.600	0-0	.000	0-1	.000	3	3	6	3.5	0	1	1	0	0	6	3.0
SOUTH CAROLINA STAT	11/17/17		21	5-7	.714	2-3	.667	3-5	.600	1	2	3	3.3	3	3	2	1	0	15	7.0
vs Creighton	11/20/17		20	2-7	.286	0-3	.000	3-5	.600	0	1	1	2.8	0	0	1	0	0	7	7.0
vs Wisconsin	11/21/17		15	0-2	.000	0-0	.000	2-2	1.000	0	1	1	2.4	1	0	2	1	0	2	6.0
UC IRVINE	11/26/17		19	1-4	.250	0-1	.000	2-4	.500	1	1	2	2.3	1	1	1	0	2	4	5.7
CSU BAKERSFIELD	11/29/17		14	2-6	.333	0-2	.000	0-0	.000	1	0	1	2.1	2	0	0	0	0	4	5.4
DETROIT MERCY	12/03/17		19	5-9	.556	1-2	.500	3-4	.750	0	1	1	2.0	1	1	2	0	0	14	6.5
at Michigan	12/09/17		16	0-4	.000	0-1	.000	0-0	.000	2	4	6	2.4	1	0	1	0	0	0	5.8
CINCINNATI	12/16/17		8	0-1	.000	0-1	.000	0-1	.000	0	0	0	2.2	2	0	2	0	0	0	5.2
SOUTH DAKOTA	12/19/17		18	4-5	.800	0-1	.000	2-2	1.000	1	0	1	2.1	2	1	1	1	0	10	5.6
vs Kentucky	12/23/17		5	0-0	.000	0-0	.000	0-0	.000	0	0	0	1.9	0	0	1	0	0	0	5.2
WASHINGTON STATE	12/29/17		11	1-2	.500	0-1	.000	2-4	.500	0	1	1	1.8	1	0	3	0	0	4	5.1
WASHINGTON	12/31/17		11	1-3	.333	0-0	.000	0-0	.000	1	2	3	1.9	1	1	1	0	0	2	4.9
Totals		0	198	24-56	.429	3-15	.200	17-28	.607	10	17	27	1.9	16	8	19	3	2	68	4.9

CHRIS SMITH'S CAREER STATISTICS

			Total		3-Point		F-Throws		Rebounds										Scoring	
Season	gp-gs	min/avg	fg-fga	pct	fg-fga	pct	ft-fta	pct	off	def	tot	avg	pf	fo	ast	to	blk	stl	pts	avg
2017-18	14-0	198/14.1	24-56	.429	3-15	.200	17-28	.607	10	17	27	1.9	16	0	8	19	3	2	68	4.9
TOTAL	14-0	198/14.1	24-56	.429	3-15	.200	17-28	.607	10	17	27	1.9	16	0	8	19	3	2	68	4.9

THOMAS WELSH (40)

SENIOR – C – 7-0, 255 – Redondo Beach, Calif. (Loyola HS)

SEASON/CAREER BEST PERFORMANCES

Category	Season High	Career High
Points	22 at Michigan (12/9/17)	22 (twice), last at Michigan (12/9/17)
Rebounds	15 vs. South Carolina State (11/17/17)	16 (3 times), last vs. USC (2/18/17)
Assists	4 (twice), last vs. South Dakota (12/19/17)	4 (twice), last vs. South Dakota (12/19/17)
Steals	3 vs. Kentucky (12/23/17)	3 vs. Kentucky (12/23/17)
Blocks	3 (twice), last vs. South Dakota (12/19/17)	5 vs. Monmouth (11/13/15)
Minutes	40 at Michigan (12/9/17)	40 at Michigan (12/9/17)
FG Made	8 (twice), last at Michigan (12/9/17)	10 vs. Cal Poly (11/15/15)
FG Att.	17 vs. Central Arkansas (11/15/17)	17 vs. Central Arkansas (11/15/17)
3PFG Made	3 (twice), last vs. Kentucky (12/23/17)	3 (twice), last vs. Kentucky (12/23/17)
3PFG Att.	7 vs. South Dakota (12/19/17)	7 vs. South Dakota (12/19/17)
FT Made	5 vs. UC Irvine (11/26/17)	5 (twice), last vs. UC Irvine (11/26/17)
FT Att.	6 vs. UC Irvine (11/26/17)	6 (3 times), last vs. UC Irvine (11/26/17)

KEY NOTES ON THOMAS WELSH

- Has averaged 12.6 points, 11.0 rebounds and 1.2 blocks per game through 14 contests
- Has registered nine double-doubles in 14 games, logging season highs of 22 points (at Michigan) and 15 rebounds (versus South Carolina State)
- Through 113 career games, ranks No. 10 on UCLA's all-time rebounds list (831 rebounds) ... stands 63 rebounds away from the No. 9 slot on that list (894, Sidney Wicks)
- Will enter Thursday evening's game having made each of his last 20 free throw attempts (streak began in the first half of the game on Nov. 29)
- Ranks No. 3 on the school's all-time blocked shots list (131 blocks) ... Jelani McCoy leads that UCLA top-10 list (188), followed by Dan Gadzuric (184)
- Has tallied 28 career double-doubles at UCLA ... had 10 as a sophomore, nine as a junior and has nine this year
- Thomas' older brother (Jack) graduated from Santa Clara and his younger brother (Henry) is currently a sophomore on the men's basketball team at Harvard

THOMAS WELSH'S 2017-18 GAME-BY-GAME STATISTICS

					Total		3-Pointers		Free throws		Rebounds										
Opponent	Date		gs	min	fg-fga	pct	3fg-fga	pct	ft-fta	pct	off	def	tot	avg	pf	a	t/o	blk	stl	pts	avg
vs Georgia Tech	11/11/17	*		37	5-8	.625	0-0	.000	0-0	.000	3	5	8	8.0	2	0	2	3	2	10	10.0
CENTRAL ARKANSAS	11/15/17	*		38	8-19	.421	0-1	.000	0-0	.000	5	6	11	9.5	2	3	1	1	2	16	13.0
SOUTH CAROLINA STAT	11/17/17	*		26	5-9	.556	0-1	.000	3-4	.750	5	10	15	11.3	2	2	1	2	0	13	13.0
vs Creighton	11/20/17	*		27	5-11	.455	2-3	.667	4-4	1.000	3	10	13	11.8	4	3	1	2	1	16	13.8
vs Wisconsin	11/21/17	*		36	4-10	.400	1-3	.333	2-3	.667	2	6	8	11.0	1	1	2	0	2	11	13.2
UC IRVINE	11/26/17	*		32	4-9	.444	0-0	.000	5-6	.833	1	12	13	11.3	1	2	0	1	1	13	13.2
CSU BAKERSFIELD	11/29/17	*		29	4-7	.571	1-1	1.000	4-5	.800	3	7	10	11.1	4	0	1	0	1	13	13.1
DETROIT MERCY	12/03/17	*		26	3-6	.500	0-0	.000	2-2	1.000	4	5	9	10.9	1	0	0	2	0	8	12.5
at Michigan	12/09/17	*		40	8-12	.667	2-2	1.000	4-4	1.000	2	8	10	10.8	1	1	2	2	0	22	13.6
CINCINNATI	12/16/17	*		35	2-7	.286	0-2	.000	0-0	.000	4	5	9	10.6	3	4	3	0	0	4	12.6
SOUTH DAKOTA	12/19/17	*		30	7-14	.500	3-7	.429	2-2	1.000	2	9	11	10.6	2	4	3	3	1	19	13.2
vs Kentucky	12/23/17	*		35	5-11	.455	3-6	.500	0-0	.000	2	9	11	10.7	4	1	2	0	3	13	13.2
WASHINGTON STATE	12/29/17	*		33	4-11	.364	0-4	.000	4-4	1.000	5	9	14	10.9	3	3	0	0	0	12	13.1
WASHINGTON	12/31/17	*		35	1-6	.167	1-3	.333	4-4	1.000	2	10	12	11.0	3	1	1	1	0	7	12.6
Totals			14	459	65-140	.464	13-33	.394	34-38	.895	43	111	154	11.0	33	25	19	17	13	177	12.6

THOMAS WELSH'S CAREER STATISTICS

			Total		3-Point		F-Throws		Rebounds										Scoring	
Season	gp-gs	min/avg	fg-fga	pct	fg-fga	pct	ft-fta	pct	off	def	tot	avg	pf	fo	ast	to	blk	stl	pts	avg
2014-15	36-3	565/15.7	62-132	.470	0-0	.000	14-23	.609	54	83	137	3.8	85	1	8	17	39	14	138	3.8
2015-16	31-26	832/26.8	157-266	.590	0-0	.000	34-45	.756	100	163	263	8.5	86	6	17	25	32	8	348	11.2
2016-17	32-32	802/25.1	151-258	.585	1-1	1.000	42-47	.894	70	207	277	8.7	81	4	32	14	43	11	345	10.8
2017-18	14-14	459/32.8	65-140	.464	13-33	.394	34-38	.895	43	111	154	11.0	33	0	25	19	17	13	177	12.6
TOTAL	113-75	2658/23.5	435-796	.546	14-34	.412	124-153	.810	267	564	831	7.4	285	11	82	75	131	46	1008	8.9

UCLA CAREER – AT LEAST 1,000 POINTS, 800 REBOUNDS

- Thomas Welsh will enter Thursday night's game at Stanford having totaled 1008 career points and 831 rebounds
- Welsh has become the 12th UCLA player on record to have logged 1,000-plus points and 800-plus rebounds

Player	Seasons	Points	Rebounds	Games	PPG	RPG	FG/FGA	FG Pct.
Don MacLean	1989-1992	2608	992	127	20.5	7.8	943/1776	.531
Lew Alcindor	1967-1969	2325	1367	88	26.4	15.5	943/1476	.639
Ed O'Bannon	1992-1995	1815	820	117	15.5	7.0	678/1321	.513
J.R. Henderson	1995-1998	1801	818	127	14.2	6.4	677/1234	.549
Trevor Wilson	1987-1990	1798	1001	126	14.3	7.9	706/1417	.498
Bill Walton	1972-1974	1767	1370	87	20.3	15.7	747/1147	.651
David Greenwood	1976-1979	1721	1022	118	14.6	8.7	707/1302	.543
Marques Johnson	1974-1977	1659	897	115	14.4	7.8	688/1211	.568
Sidney Wicks	1969-1971	1423	894	90	15.8	9.9	549/1074	.511
Dan Gadzuric	1999-2002	1287	896	122	10.5	7.3	548/999	.549
Willie Naulls	1954-1956	1225	900	79	15.5	11.4	449/1147	.391
Thomas Welsh	**2015-present**	**1008**	**831**	**113**	**8.9**	**7.4**	**435/796**	**.546**

KRIS WILKES (13)

FRESHMAN – G – 6-8, 195 – Indianapolis, Ind (North Central HS)

SEASON/CAREER BEST PERFORMANCES

Category	Season High	Career High
Points	21 vs. Washington (12/31/17)	21 vs. Washington (12/31/17)
Rebounds	12 vs. Central Arkansas (11/15/17)	12 vs. Central Arkansas (11/15/17)
Assists	3 vs. Detroit Mercy (12/3/17)	3 vs. Detroit Mercy (12/3/17)
Steals	2 (twice), last vs. Washington (12/31/17)	2 (twice), last vs. Washington (12/31/17)
Blocks	3 vs. Central Arkansas (11/15/17)	3 vs. Central Arkansas (11/15/17)
Minutes	35 vs. Kentucky (12/23/17)	35 vs. Kentucky (12/23/17)
FG Made	8 vs. Central Arkansas (11/15/17)	8 vs. Central Arkansas (11/15/17)
FG Att.	17 vs. Central Arkansas (11/15/17)	17 vs. Central Arkansas (11/15/17)
3PFG Made	4 vs. Georgia Tech (11/11/17)	4 vs. Georgia Tech (11/11/17)
3PFG Att.	9 vs. Kentucky (12/23/17)	9 vs. Kentucky (12/23/17)
FT Made	8 vs. UC Irvine (11/26/17)	8 vs. UC Irvine (11/26/17)
FT Att.	13 vs. UC Irvine (11/26/17)	13 vs. UC Irvine (11/26/17)

KEY NOTES ON KRIS WILKES

- Has averaged 13.1 points and 5.7 rebounds in 14 games ... scored a season-high 21 points in UCLA's win against Washington last Sunday (Dec. 31)
- Has scored at least 10 points in 10 of 14 contests ... has scored 20 or more points in three games
- Has made 15 of 19 free throws in UCLA's last three games (78.9%) after having shot 53.3% in the team's first 11 games (24-for-45)
- Made a season-high four three-pointers (on six attempts) in UCLA's season-opening victory against Georgia Tech in Shanghai, China (Nov. 11)
- Was a McDonald's All-American as a senior at North Central High School in Indianapolis, Ind. (2017)

KRIS WILKES' 2017-18 GAME-BY-GAME STATISTICS

				Total		3-Pointers		Free throws		Rebounds										
Opponent	Date	gs	min	fg-fga	pct	3fg-fga	pct	ft-fta	pct	off	def	tot	avg	pf	a	t/o	blk	stl	pts	avg
vs Georgia Tech	11/11/17	*	30	6-12	.500	4-6	.667	2-4	.500	2	2	4	4.0	3	1	2	0	0	18	18.0
CENTRAL ARKANSAS	11/15/17	*	32	8-17	.471	2-3	.667	2-2	1.000	4	8	12	8.0	3	0	1	3	1	20	19.0
SOUTH CAROLINA STAT	11/17/17	*	26	5-12	.417	1-4	.250	3-7	.429	3	3	6	7.3	1	1	1	1	0	14	17.3
vs Creighton	11/20/17	*	32	6-12	.500	0-4	.000	3-6	.500	1	5	6	7.0	2	1	1	1	2	15	16.8
vs Wisconsin	11/21/17	*	23	2-5	.400	0-2	.000	0-0	.000	2	2	4	6.4	5	1	2	0	1	4	14.2
UC IRVINE	11/26/17	*	26	3-9	.333	0-3	.000	8-13	.615	2	4	6	6.3	0	0	0	1	0	14	14.2
CSU BAKERSFIELD	11/29/17	*	26	4-11	.364	0-2	.000	3-6	.500	3	4	7	6.4	4	2	2	2	0	11	13.7
DETROIT MERCY	12/03/17	*	19	3-7	.429	1-2	.500	2-4	.500	1	5	6	6.4	2	3	1	0	1	9	13.1
at Michigan	12/09/17	*	31	3-5	.600	0-2	.000	0-1	.000	0	3	3	6.0	3	1	1	0	0	6	12.3
CINCINNATI	12/16/17	*	28	5-13	.385	1-5	.200	1-2	.500	3	5	8	6.2	3	2	2	2	1	12	12.3
SOUTH DAKOTA	12/19/17	*	23	2-6	.333	1-3	.333	0-0	.000	0	3	3	5.9	4	2	3	1	1	5	11.6
vs Kentucky	12/23/17	*	35	7-15	.467	3-9	.333	3-4	.750	2	3	5	5.8	1	1	1	0	1	20	12.3
WASHINGTON STATE	12/29/17	*	25	3-9	.333	1-6	.167	7-9	.778	1	4	5	5.8	1	1	1	0	0	14	12.5
WASHINGTON	12/31/17	*	32	7-13	.538	2-4	.500	5-6	.833	1	4	5	5.7	1	1	0	0	2	21	13.1
Totals		14	388	64-146	.438	16-55	.291	39-64	.609	25	55	80	5.7	33	17	18	11	10	183	13.1

KRIS WILKES' CAREER STATISTICS

			Total		3-Point		F-Throws		Rebounds										Scoring	
Season	gp-gs	min/avg	fg-fga	pct	fg-fga	pct	ft-fta	pct	off	def	tot	avg	pf	fo	ast	to	blk	stl	pts	avg
2017-18	14-14	388/27.7	64-146	.438	16-55	.291	39-64	.609	25	55	80	5.7	33	1	17	18	11	10	183	13.1
TOTAL	14-14	388/27.7	64-146	.438	16-55	.291	39-64	.609	25	55	80	5.7	33	1	17	18	11	10	183	13.1

ALEC WULFF (21)

SENIOR – G – 6-3, 190 – Laguna Beach, Calif. (Laguna Beach HS)

SEASON/CAREER BEST PERFORMANCES

Category	Season High	Career High
Points	3 (twice), last vs. Washington (12/31/17)	6 vs. UC Riverside (11/30/16)
Rebounds	–	1 vs. Pacific (11/11/16)
Assists	1 vs. South Carolina State (11/17/17)	1 (4 times), last vs. South Carolina State (11/17/17)
Steals	–	1 (twice), last vs. UC Riverside (11/30/16)
Blocks	–	–
Minutes	4 vs. UC Irvine (11/26/17)	4 (twice), last vs. UC Irvine (11/26/17)
FG Made	1 vs. South Carolina State (11/17/17)	2 vs. UC Riverside (11/30/16)
FG Att.	2 vs. Detroit Mercy (12/3/17)	3 vs. UC Riverside (11/30/16)
3PFG Made	1 (twice), last vs. Washington (12/31/17)	2 vs. UC Riverside (11/30/16)
3PFG Att.	1 (3 times), last vs. Washington (12/31/17)	3 vs. UC Riverside (11/30/16)
FT Made	–	–
FT Att.	–	–

KEY NOTES ON ALEC WULFF

- Has played in 27 career games over four seasons, including five games this season
- Has shot 6-for-13 in his career (46.2%), with all but one of the shot attempts coming from beyond the three-point arc
- Joined the team in the summer of 2014 after having been a standout basketball and volleyball player at Laguna Beach High School (Laguna Beach, Calif.)
- His younger brother, Isaac Wulff, is currently a sophomore on the Bruins' roster

ALEC WULFF'S 2017-18 GAME-BY-GAME STATISTICS

				Total		3-Pointers		Free throws		Rebounds										
Opponent	Date	gs	min	fg-fga	pct	3fg-fga	pct	ft-fta	pct	off	def	tot	avg	pf	a	t/o	blk	stl	pts	avg
vs Georgia Tech	11/11/17		dnp	-	-	-	-	-	-	-	-	-	-	-	-	-	-	-	-	-
CENTRAL ARKANSAS	11/15/17		dnp	-	-	-	-	-	-	-	-	-	-	-	-	-	-	-	-	-
SOUTH CAROLINA STAT	11/17/17		2	1-1	1.000	1-1	1.000	0-0	.000	0	0	0	0.0	0	1	0	0	0	3	3.0
vs Creighton	11/20/17		dnp	-	-	-	-	-	-	-	-	-	-	-	-	-	-	-	-	-
vs Wisconsin	11/21/17		dnp	-	-	-	-	-	-	-	-	-	-	-	-	-	-	-	-	-
UC IRVINE	11/26/17		4	0-0	.000	0-0	.000	0-0	.000	0	0	0	0.0	0	0	1	0	0	0	1.5
CSU BAKERSFIELD	11/29/17		dnp	-	-	-	-	-	-	-	-	-	-	-	-	-	-	-	-	-
DETROIT MERCY	12/03/17		4	0-2	.000	0-1	.000	0-0	.000	0	0	0	0.0	0	0	0	0	0	0	1.0
at Michigan	12/09/17		1	0-0	.000	0-0	.000	0-0	.000	0	0	0	0.0	0	0	0	0	0	0	0.8
CINCINNATI	12/16/17		dnp	-	-	-	-	-	-	-	-	-	-	-	-	-	-	-	-	-
SOUTH DAKOTA	12/19/17		dnp	-	-	-	-	-	-	-	-	-	-	-	-	-	-	-	-	-
vs Kentucky	12/23/17		dnp	-	-	-	-	-	-	-	-	-	-	-	-	-	-	-	-	-
WASHINGTON STATE	12/29/17		dnp	-	-	-	-	-	-	-	-	-	-	-	-	-	-	-	-	-
WASHINGTON	12/31/17		1	1-1	1.000	1-1	1.000	0-0	.000	0	0	0	0.0	0	0	0	0	0	3	1.2
Totals		0	12	2-4	.500	2-3	.667	0-0	.000	0	0	0	0.0	0	1	1	0	0	6	1.2

ALEC WULFF'S CAREER STATISTICS

			Total		3-Point		F-Throws		Rebounds										Scoring	
Season	gp-gs	min/avg	fg-fga	pct	fg-fga	pct	ft-fta	pct	off	def	tot	avg	pf	fo	ast	to	blk	stl	pts	avg
2014-15	4-0	5/1.3	0-1	.000	0-1	.000	0-0	.000	0	0	0	0.0	0	0	1	0	0	1	0	0.0
2015-16	5-0	7/1.4	2-2	1.000	2-2	1.000	0-0	.000	0	0	0	0.0	0	0	1	0	0	0	6	1.2
2016-17	13-0	24/1.8	2-6	.333	2-6	.333	0-0	.000	0	1	1	0.1	2	0	1	0	0	1	6	0.5
2017-18	5-0	12/2.4	2-4	.500	2-3	.667	0-0	.000	0	0	0	0.0	0	0	1	1	0	0	6	1.2
TOTAL	27-0	48/1.8	6-13	.462	6-12	.500	0-0	.000	0	1	1	0.0	2	0	4	1	0	2	18	0.7

2017-18 STARTING LINEUPS & STAT LEADERS

STARTING LINEUPS

DATE	OPPONENT	W/L	SCORE					
11/11/17	Georgia Tech [1]	W	63-60	Aaron Holiday	Jaylen Hands	Kris Wilkes	G.G. Goloman	Thomas Welsh
11/15/17	Central Arkansas	W (OT)	106-101	Aaron Holiday	Jaylen Hands	Kris Wilkes	G.G. Goloman	Thomas Welsh
11/17/17	South Carolina State	W	96-68	Aaron Holiday	Jaylen Hands	Kris Wilkes	G.G. Goloman	Thomas Welsh
11/20/17	vs. Creighton [2]	L	89-100	Aaron Holiday	Jaylen Hands	Kris Wilkes	G.G. Goloman	Thomas Welsh
11/21/17	vs. Wisconsin [2]	W	72-70	Aaron Holiday	Jaylen Hands	Kris Wilkes	G.G. Goloman	Thomas Welsh
11/26/17	UC Irvine	W	87-63	Aaron Holiday	Prince Ali	Kris Wilkes	G.G. Goloman	Thomas Welsh
11/29/17	CSU Bakersfield	W	75-66	Aaron Holiday	Prince Ali	Kris Wilkes	G.G. Goloman	Thomas Welsh
12/03/17	Detroit Mercy	W	106-73	Aaron Holiday	Prince Ali	Kris Wilkes	G.G. Goloman	Thomas Welsh
12/09/17	at Michigan	L (OT)	69-78	Aaron Holiday	Prince Ali	Kris Wilkes	G.G. Goloman	Thomas Welsh
12/16/17	Cincinnati	L	63-77	Aaron Holiday	Prince Ali	Kris Wilkes	G.G. Goloman	Thomas Welsh
12/19/17	South Dakota	W	85-82	Aaron Holiday	Prince Ali	Kris Wilkes	G.G. Goloman	Thomas Welsh
12/23/17	vs. Kentucky [3]	W	83-75	Aaron Holiday	Prince Ali	Kris Wilkes	G.G. Goloman	Thomas Welsh
12/29/17	Washington State*	W	96-82	Aaron Holiday	Prince Ali	Kris Wilkes	G.G. Goloman	Thomas Welsh
12/31/17	Washington*	W	74-53	Aaron Holiday	Prince Ali	Kris Wilkes	G.G. Goloman	Thomas Welsh
01/04/18	at Stanford*							
01/06/08	at California*							
01/11/18	Utah*							
01/13/18	Colorado*							
01/18/18	at Oregon State*							
01/20/18	at Oregon*							
01/25/18	California*							
01/27/18	Stanford*							
02/03/18	USC*							
02/08/18	at Arizona*							
02/10/18	at Arizona State*							
02/15/18	Oregon State*							
02/17/18	Oregon*							
02/22/18	at Utah*							
02/25/18	at Colorado*							
03/03/18	at USC*							

1 Pac-12 China Game (Shanghai, China)
2 Hall of Fame Classic (Kansas City, Mo.)
3 CBS Sports Classic (New Orleans, La.)
* Pac-12 Conference game

STATISTICAL LEADERS

DATE	OPPONENT	W/L	SCORE	POINTS		REBOUNDS		ASSISTS		STEALS		BLOCKS	
11/11/17	Georgia Tech [1]	W	63-60	Wilkes	18	Welsh	8	Holiday	7	Hands, Welsh	2	Welsh	3
11/15/17	Central Arkansas	W (OT)	106-101	Holiday	24	Wilkes	12	Hands	6	Holiday	5	Wilkes	3
11/17/17	South Carolina State	W	96-68	Hands	22	Welsh	15	Hands, Holiday	4	Ali, Hands	2	Olesinski, Welsh	2
11/20/17	vs. Creighton [2]	L	89-100	Holiday	25	Welsh	13	Holiday	7	Holiday, Wilkes	2	Welsh	2
11/21/17	vs. Wisconsin [2]	W	72-70	Holiday	18	Welsh	8	Holiday	5	Holiday	3	Goloman, Smith	1
11/26/17	UC Irvine	W	87-63	Ali	21	Welsh	13	Holiday	7	Holiday, Smith	2	five players	1
11/29/17	CSU Bakersfield	W	75-66	Holiday	16	Welsh	10	Holiday	6	Holiday	2	Wilkes	2
12/03/17	Detroit Mercy	W	106-73	Hands	23	Hands, Welsh	9	Goloman	5	Ali, Hands	2	Welsh	2
12/09/17	at Michigan	L (OT)	69-78	Holiday	27	Welsh	10	Holiday	7	Ali, Holiday	1	Welsh	1
12/14/17	Cincinnati	L	63-77	Holiday	17	Welsh	9	Welsh	4	Hands, Wilkes	1	Wilkes	2
12/17/17	South Dakota	W	85-82	Welsh	19	Welsh	11	Holiday	5	Ali, Holiday	2	Welsh	3
12/21/17	vs. Kentucky [3]	W	83-75	Holiday, Wilkes	20	Welsh	11	Holiday	8	Welsh	3	Goloman	2
12/29/17	Washington State*	W	96-82	Holiday	33	Welsh	14	Hands, Holiday	4	Holiday, Goloman	1	Goloman	2
12/31/17	Washington*	W	74-53	Wilkes	21	Welsh	12	Holiday	5	Ali, Wilkes	2	Goloman	3
01/04/18	at Stanford*												
01/06/18	at California*												
01/11/18	Utah*												
01/13/18	Colorado*												
01/18/18	at Oregon State*												
01/20/18	at Oregon*												
01/25/18	California*												
01/27/18	Stanford*												
02/03/18	USC*												
02/08/18	at Arizona*												
02/10/18	at Arizona State*												
02/15/18	Oregon State*												
02/17/18	Oregon*												
02/22/18	at Utah*												
02/25/18	at Colorado*												
03/03/18	at USC*												

1 Pac-12 China Game (Shanghai, China)
2 Hall of Fame Classic (Kansas City, Mo.)
3 CBS Sports Classic (New Orleans, La.)
* Pac-12 Conference game

2017-18 POINTS-REBOUNDS-ASSISTS

OPPONENT	P. ALI	A. DODSON	G. GOLOMAN	J. HANDS	A. HOLIDAY	I. OKWARABIZIE
Georgia Tech (Nov. 11)	1-2-2	DNP	4-6-0	14-4-1	11-3-7	DNP
Central Arkansas (Nov. 15)	12-0-2	DNP	8-0-1	10-7-6	24-6-5	DNP
South Carolina State (Nov. 17)	5-2-1	DNP	8-7-2	22-3-4	8-2-4	0-0-0
vs. Creighton (Nov. 20)	18-3-3	DNP	2-4-1	4-3-2	25-2-7	DNP
vs. Wisconsin (Nov. 21)	10-1-1	DNP	11-5-1	10-2-3	18-2-5	DNP
UC Irvine (Nov. 26)	21-4-1	0-1-0	12-7-1	DNP	16-4-7	2-3-0
CSU Bakersfield (Nov. 29)	6-3-2	DNP	10-6-1	7-4-4	16-7-6	DNP
Detroit Mercy (Dec. 3)	20-3-4	0-1-0	5-5-5	23-9-4	14-4-3	4-3-0
at Michigan (Dec. 9)	3-5-0	DNP	7-4-3	4-5-1	27-4-7	DNP
Cincinnati (Dec. 16)	8-1-0	DNP	3-3-1	14-4-1	17-0-3	0-0-0
South Dakota (Dec. 19)	7-4-4	DNP	12-7-2	12-4-2	15-5-5	DNP
vs. Kentucky (Dec. 23)	12-3-0	DNP	2-7-2	14-2-2	20-3-8	0-1-0
Washington State (Dec. 29)	3-0-3	DNP	9-4-1	19-3-4	33-11-4	DNP
Washington (Dec. 31)	12-3-1	DNP	7-6-0	6-3-2	14-7-5	DNP
at Stanford (Jan. 4)						
at California (Jan. 6)						
Utah (Jan. 11)						
Colorado (Jan. 13)						
at Oregon State (Jan. 18)						
at Oregon (Jan. 20)						
California (Jan. 25)						
Stanford (Jan. 27)						
USC (Feb. 3)						
at Arizona (Feb. 8)						
at Arizona State (Feb. 10)						
Oregon State (Feb. 15)						
Oregon (Feb. 17)						
at Utah (Feb. 22)						
at Colorado (Feb. 25)						
at USC (March 3)						

2017-18 POINTS-REBOUNDS-ASSISTS

OPPONENT	A. OLESINSKI	C. SMITH	J. WALLACE	T. WELSH	K. WILKES	A. WULFF	I. WULFF
Georgia Tech (Nov. 11)	5-2-0	0-1-0	DNP	10-8-0	18-4-1	DNP	DNP
Central Arkansas (Nov. 15)	10-7-1	6-6-1	DNP	16-11-3	20-12-0	DNP	DNP
South Carolina State (Nov. 17)	8-10-2	15-3-3	DNP	13-15-2	14-6-1	3-0-1	DNP
vs. Creighton (Nov. 20)	2-2-0	7-1-0	DNP	16-13-3	15-6-1	DNP	DNP
vs. Wisconsin (Nov. 21)	6-2-1	2-1-0	DNP	11-8-1	4-4-1	DNP	DNP
UC Irvine (Nov. 26)	5-6-0	4-2-1	0-0-0	13-13-2	14-6-0	0-0-0	0-0-0
CSU Bakersfield (Nov. 29)	8-4-0	4-1-0	DNP	13-10-0	11-7-2	DNP	DNP
Detroit Mercy (Dec. 3)	7-3-0	14-1-1	0-1-0	8-9-0	9-6-3	0-0-0	2-0-0
at Michigan (Dec. 9)	0-2-0	0-6-0	DNP	22-10-1	6-3-1	0-0-0	DNP
Cincinnati (Dec. 16)	5-7-0	0-0-0	DNP	4-9-4	12-8-2	DNP	DNP
South Dakota (Dec. 19)	5-2-2	10-1-1	DNP	19-11-4	5-3-2	DNP	DNP
vs. Kentucky (Dec. 23)	2-4-0	0-0-0	DNP	13-11-1	20-5-1	DNP	DNP
Washington State (Dec. 29)	2-4-0	4-1-0	DNP	12-14-3	14-5-1	DNP	DNP
Washington (Dec. 31)	2-0-0	2-3-1	DNP	7-12-1	21-5-1	3-0-0	DNP
at Stanford (Jan. 4)							
at California (Jan. 6)							
Utah (Jan. 11)							
Colorado (Jan. 13)							
at Oregon State (Jan. 18)							
at Oregon (Jan. 20)							
California (Jan. 25)							
Stanford (Jan. 27)							
USC (Feb. 3)							
at Arizona (Feb. 8)							
at Arizona State (Feb. 10)							
Oregon State (Feb. 15)							
Oregon (Feb. 17)							
at Utah (Feb. 22)							
at Colorado (Feb. 25)							
at USC (March 3)							

UCLA's SEASON/CAREER STATS

2017-18 ROSTER

	SEASON STATISTICS										CAREER STATISTICS									
SUMMARY	**gp-gs**	**min/g**	**fg%**	**3fg%**	**ft%**	**r/g**	**a/g**	**stl**	**blk**	**pts/g**	**gp-gs**	**min/g**	**fg%**	**3fg%**	**ft%**	**r/g**	**a/g**	**stl**	**blk**	**pts/g**
Holiday, Aaron	14-14	36.1	.459	.360	.813	4.3	5.4	23	3	18.4	82-46	30.1	.446	.401	.777	3.2	4.4	107	17	12.6
Wilkes, Kris	14-14	27.7	.438	.291	.609	5.7	1.2	10	11	13.1	14-14	27.7	.438	.291	.609	5.7	1.2	10	11	13.1
Welsh, Thomas	14-14	32.8	.464	.394	.895	11.0	1.8	13	17	12.6	113-75	23.5	.546	.412	.810	7.4	0.7	46	131	8.9
Hands, Jaylen	13-5	25.7	.466	.460	.737	4.1	2.8	12	2	12.2	13-5	25.7	.466	.460	.737	4.1	2.8	12	2	12.2
Ali, Prince	14-9	23.3	.465	.459	.617	2.4	1.7	16	4	9.9	43-9	15.5	.426	.377	.595	1.5	0.8	27	7	5.8
Goloman, Gyorgy	14-14	24.0	.528	.286	.571	5.1	1.5	7	15	7.1	99-19	13.1	.508	.289	.527	2.5	0.7	48	60	3.1
Smith, Chris	14-0	14.1	.429	.200	.607	1.9	0.6	2	3	4.9	14-0	14.1	.429	.200	.607	1.9	0.6	2	3	4.9
Olesinski, Alex	14-0	18.6	.545	.263	.737	3.9	0.4	5	6	4.8	37-0	11.4	.443	.231	.692	2.7	0.3	10	6	2.6
Okwarabizie, Ikenna	5-0	4.4	.600	.000	.000	1.4	0.0	1	1	1.2	24-0	2.8	.333	.000	.333	0.8	0.0	2	1	0.3
Wulff, Alec	5-0	2.4	.500	.667	.000	0.0	0.2	0	0	1.2	27-0	1.8	.462	.500	.000	0.0	0.1	2	0	0.7
Wulff, Isaac	2-0	1.5	.000	.000	1.000	0.0	0.0	0	0	1.0	7-0	1.9	.400	.000	.750	0.3	0.0	0	0	1.0
Dodson, Armani	2-0	1.5	.000	.000	.000	1.0	0.0	0	0	0.0	3-0	1.7	1.000	.000	.000	1.0	0.0	0	0	0.7
Wallace, Joseph	2-0	1.5	.000	.000	.000	0.5	0.0	0	0	0.0	2-0	1.5	.000	.000	.000	0.5	0.0	0	0	0.0

SCORING	**fg-fga**	**fg%**	**3fg-fga**	**3fg%**	**ft-fta**	**ft%**	**pts**	**pts/g**	**fg-fga**	**fg%**	**3fg-fga**	**3fg%**	**ft-fta**	**ft%**	**pts**	**pts/g**
Holiday, Aaron	85-185	.459	27-75	.360	61-75	.813	258	18.4	349-783	.446	119-297	.401	213-274	.777	1030	12.6
Wilkes, Kris	64-146	.438	16-55	.291	39-64	.609	183	13.1	64-146	.438	16-55	.291	39-64	.609	183	13.1
Welsh, Thomas	65-140	.464	13-33	.394	34-38	.895	177	12.6	435-796	.546	14-34	.412	124-153	.810	1008	8.9
Hands, Jaylen	54-116	.466	23-50	.460	28-38	.737	159	12.2	54-116	.466	23-50	.460	28-38	.737	159	12.2
Ali, Prince	46-99	.465	17-37	.459	29-47	.617	138	9.9	86-202	.426	29-77	.377	50-84	.595	251	5.8
Goloman, Gyorgy	38-72	.528	4-14	.286	20-35	.571	100	7.1	122-240	.508	13-45	.289	49-93	.527	306	3.1
Smith, Chris	24-56	.429	3-15	.200	17-28	.607	68	4.9	24-56	.429	3-15	.200	17-28	.607	68	4.9
Olesinski, Alex	24-44	.545	5-19	.263	14-19	.737	67	4.8	31-70	.443	6-26	.231	27-39	.692	95	2.6
Okwarabizie, Ikenna	3-5	.600	0-1	.000	0-0	.000	6	1.2	3-9	.333	0-1	.000	2-6	.333	8	0.3
Wulff, Alec	2-4	.500	2-3	.667	0-0	.000	6	1.2	6-13	.462	6-12	.500	0-0	.000	18	0.7
Wulff, Isaac	0-3	.000	0-2	.000	2-2	1.000	2	1.0	2-5	.400	0-2	.000	3-4	.750	7	1.0
Dodson, Armani	0-0	.000	0-0	.000	0-0	.000	0	0.0	1-1	1.000	0-0	.000	0-0	.000	2	0.7
Wallace, Joseph	0-0	.000	0-0	.000	0-0	.000	0	0.0	0-0	.000	0-0	.000	0-0	.000	0	0.0

TOTALS	**o-reb**	**d-reb**	**t-reb**	**pf**	**fo**	**ast**	**to**	**a/to**	**o-reb**	**d-reb**	**t-reb**	**pf**	**fo**	**ast**	**to**	**a/to**
Holiday, Aaron	7	53	60	35	0	76	49	1.6	38	221	259	219	9	361	228	1.6
Wilkes, Kris	25	55	80	33	1	17	18	0.9	25	55	80	33	1	17	18	0.9
Welsh, Thomas	43	111	154	33	0	25	19	1.3	267	564	831	285	11	82	75	1.1
Hands, Jaylen	7	46	53	19	0	36	28	1.3	7	46	53	19	0	36	28	1.3
Ali, Prince	6	28	34	25	1	24	28	0.9	11	54	65	61	1	35	51	0.7
Goloman, Gyorgy	27	44	71	42	1	21	14	1.5	79	171	250	208	4	68	65	1.0
Smith, Chris	10	17	27	16	0	8	19	0.4	10	17	27	16	0	8	19	0.4
Olesinski, Alex	18	37	55	32	0	6	8	0.8	39	62	101	66	0	10	18	0.6
Okwarabizie, Ikenna	2	5	7	3	0	0	0	0.0	4	14	18	11	0	0	5	0.0
Wulff, Alec	0	0	0	0	0	1	1	1.0	0	1	1	2	0	4	1	4.0
Wulff, Isaac	0	0	0	1	0	0	0	0.0	1	1	2	2	0	0	0	0.0
Dodson, Armani	1	1	2	1	0	0	0	0.0	2	1	3	1	0	0	0	0.0
Wallace, Joseph	1	0	1	0	0	0	0	0.0	1	0	1	0	0	0	0	0.0

2017-18 PAC-12 STATISTICS

Pac-12 Record: 2-0 **Home:** 2-0 **Away:** 0-0

					Total		3-Point		F-Throw		Rebounds											
##	Player	gp-gs	min	avg	fg-fga	fg%	3fg-fga	3fg%	ft-fta	ft%	off	def	tot	avg	pf	dq	a	to	blk	stl	pts	avg
03	Holiday, Aaron	2-2	74	37.0	15-31	.484	6-9	.667	11-12	.917	3	15	18	9.0	6	0	9	6	1	1	47	23.5
13	Wilkes, Kris	2-2	57	28.5	10-22	.455	3-10	.300	12-15	.800	2	8	10	5.0	2	0	2	1	0	2	35	17.5
04	Hands, Jaylen	2-0	49	24.5	8-15	.533	4-7	.571	5-6	.833	1	5	6	3.0	3	0	6	2	0	2	25	12.5
40	Welsh, Thomas	2-2	68	34.0	5-17	.294	1-7	.143	8-8	1.000	7	19	26	13.0	6	0	4	1	1	0	19	9.5
14	Goloman, Gyorgy	2-2	54	27.0	4-7	.571	1-1	1.000	7-11	.636	7	3	10	5.0	7	0	1	3	5	2	16	8.0
23	Ali, Prince	2-2	42	21.0	4-14	.286	1-5	.200	6-7	.857	0	3	3	1.5	1	0	4	5	0	2	15	7.5
05	Smith, Chris	2-0	22	11.0	2-5	.400	0-1	.000	2-4	.500	1	3	4	2.0	2	0	1	4	0	0	6	3.0
21	Wulff, Alec	1-0	1	1.0	1-1	1.000	1-1	1.000	0-0	.000	0	0	0	0.0	0	0	0	0	0	0	3	3.0
00	Olesinski, Alex	2-0	33	16.5	2-4	.500	0-1	.000	0-0	.000	2	2	4	2.0	4	0	0	0	0	0	4	2.0
	Team										3	2	5									
	Total.....	2	400		51-116	.440	17-42	.405	51-63	.810	26	60	86	43.0	31	0	27	22	7	9	170	85.0
	Opponents.....	2	400		47-127	.370	16-62	.258	25-36	.694	23	45	68	34.0	44	-	23	20	3	14	135	67.5

TEAM STATISTICS	UCLA	OPP
SCORING	170	135
Points per game	85.0	67.5
Scoring margin	+17.5	-
FIELD GOALS-ATT	51-116	47-127
Field goal pct	.440	.370
3 POINT FG-ATT	17-42	16-62
3-point FG pct	.405	.258
3-pt FG made per game	8.5	8.0
FREE THROWS-ATT	51-63	25-36
Free throw pct	.810	.694
F-Throws made per game	25.5	12.5
REBOUNDS	86	68
Rebounds per game	43.0	34.0
Rebounding margin	+9.0	-
ASSISTS	27	23
Assists per game	13.5	11.5
TURNOVERS	22	20
Turnovers per game	11.0	10.0
Turnover margin	-1.0	-
Assist/turnover ratio	1.2	1.2
STEALS	9	14
Steals per game	4.5	7.0
BLOCKS	7	3
Blocks per game	3.5	1.5
ATTENDANCE	15728	0
Home games-Avg/Game	2-7864	0-0
Neutral site-Avg/Game	-	0-0

Score by Periods	1st	2nd	Totals
UCLA	70	100	170
Opponents	73	62	135

	Date	Opponent		Score	Att.
*	12/29/17	WASHINGTON STATE	W	96-82	8089
*	12/31/17	WASHINGTON	W	74-53	7639

* = Conference game
1 = Pac-12 China Game (Shanghai, China)
2 = Hall of Fame Classic (Kansas City, Mo.)
3 = CBS Sports Classic (New Orleans, La.)

2017-18 OVERALL STATISTICS

Overall: 11-3 **Home:** 8-1 **Away:** 0-1 **Neutral:** 3-1 **Pac-12:** 2-0

					Total		3-Point		F-Throw		Rebounds											
##	Player	gp-gs	min	avg	fg-fga	fg%	3fg-fga	3fg%	ft-fta	ft%	off	def	tot	avg	pf	dq	a	to	blk	stl	pts	avg
03	Holiday, Aaron	14-14	506	36.1	85-185	.459	27-75	.360	61-75	.813	7	53	60	4.3	35	0	76	49	3	23	258	18.4
13	Wilkes, Kris	14-14	388	27.7	64-146	.438	16-55	.291	39-64	.609	25	55	80	5.7	33	1	17	18	11	10	183	13.1
40	Welsh, Thomas	14-14	459	32.8	65-140	.464	13-33	.394	34-38	.895	43	111	154	11.0	33	0	25	19	17	13	177	12.6
04	Hands, Jaylen	13-5	334	25.7	54-116	.466	23-50	.460	28-38	.737	7	46	53	4.1	19	0	36	28	2	12	159	12.2
23	Ali, Prince	14-9	326	23.3	46-99	.465	17-37	.459	29-47	.617	6	28	34	2.4	25	1	24	28	4	16	138	9.9
14	Goloman, Gyorgy	14-14	336	24.0	38-72	.528	4-14	.286	20-35	.571	27	44	71	5.1	42	1	21	14	15	7	100	7.1
05	Smith, Chris	14-0	198	14.1	24-56	.429	3-15	.200	17-28	.607	10	17	27	1.9	16	0	8	19	3	2	68	4.9
00	Olesinski, Alex	14-0	260	18.6	24-44	.545	5-19	.263	14-19	.737	18	37	55	3.9	32	0	6	8	6	5	67	4.8
34	Okwarabizie, Ikenna	5-0	22	4.4	3-5	.600	0-1	.000	0-0	.000	2	5	7	1.4	3	0	0	0	1	1	6	1.2
21	Wulff, Alec	5-0	12	2.4	2-4	.500	2-3	.667	0-0	.000	0	0	0	0.0	0	0	1	1	0	0	6	1.2
10	Wulff, Isaac	2-0	3	1.5	0-3	.000	0-2	.000	2-2	1.000	0	0	0	0.0	1	0	0	0	0	0	2	1.0
22	Dodson, Armani	2-0	3	1.5	0-0	.000	0-0	.000	0-0	.000	1	1	2	1.0	1	0	0	0	0	0	0	0.0
30	Wallace, Joseph	2-0	3	1.5	0-0	.000	0-0	.000	0-0	.000	1	0	1	0.5	0	0	0	0	0	0	0	0.0
	Team										9	24	33									
	Total.....	14	2850		405-870	.466	110-304	.362	244-346	.705	156	421	577	41.2	240	3	214	184	62	89	1164	83.1
	Opponents.....	14	2850		376-910	.413	125-369	.339	171-261	.655	145	356	501	35.8	291	-	182	166	27	95	1048	74.9

TEAM STATISTICS	UCLA	OPP
SCORING	1164	1048
Points per game	83.1	74.9
Scoring margin	+8.3	-
FIELD GOALS-ATT	405-870	376-910
Field goal pct	.466	.413
3 POINT FG-ATT	110-304	125-369
3-point FG pct	.362	.339
3-pt FG made per game	7.9	8.9
FREE THROWS-ATT	244-346	171-261
Free throw pct	.705	.655
F-Throws made per game	17.4	12.2
REBOUNDS	577	501
Rebounds per game	41.2	35.8
Rebounding margin	+5.4	-
ASSISTS	214	182
Assists per game	15.3	13.0
TURNOVERS	184	166
Turnovers per game	13.1	11.9
Turnover margin	-1.3	-
Assist/turnover ratio	1.2	1.1
STEALS	89	95
Steals per game	6.4	6.8
BLOCKS	62	27
Blocks per game	4.4	1.9
ATTENDANCE	65741	44670
Home games-Avg/Game	9-7305	1-12137
Neutral site-Avg/Game	-	4-8133

Score by Periods	1st	2nd	OT	Totals
UCLA	506	634	24	1164
Opponents	495	525	28	1048

	Date	Opponent		Score	Att.
1	11/11/17	vs Georgia Tech	W	63-60	4011
	11/15/17	CENTRAL ARKANSAS	Wot	106-101	6782
	11/17/17	SOUTH CAROLINA STATE	W	96-68	7035
2	11/20/17	vs Creighton	L	89-100	10243
2	11/21/17	vs Wisconsin	W	72-70	10160
	11/26/17	UC IRVINE	W	87-63	8329
	11/29/17	CSU BAKERSFIELD	W	75-66	5973
	12/03/17	DETROIT MERCY	W	106-73	6109
	12/09/17	at Michigan	Lot	69-78	12137
	12/16/17	CINCINNATI	L	63-77	10018
	12/19/17	SOUTH DAKOTA	W	85-82	5767
3	12/23/17	vs Kentucky	W	83-75	8119
*	12/29/17	WASHINGTON STATE	W	96-82	8089
*	12/31/17	WASHINGTON	W	74-53	7639

* = Conference game
1 = Pac-12 China Game (Shanghai, China)
2 = Hall of Fame Classic (Kansas City, Mo.)
3 = CBS Sports Classic (New Orleans, La.)