WASHINGTON STATE BASKETBALL

SCHEDULE & RESULTS

NOVEMBER		
7	SEATTLE U	W, 85-54
12	at Santa Clara	L, 62-70
17	IDAHO STATE	W, 72-61
21	OMAHA	L, 77-85
25	vs. Nebraska %	L, 71-82
26	vs. Old Dominion %	W, 66-50
27	vs. Colorado State %	L, 69-79
DECEMBER		
4	at Idaho	W, 78-65
7	NEW MEXICO STATE+	W, 63-54
15	UC RIVERSIDE!	W, 70-56
19	FLORIDA A&M	W, 87-73
21	INCARNATE WORD	W, 87-59
29	ARKANSAS-PINE BLUFF!	W, 65-50
JANUARY		
2	USC*	L, 56-65
4	UCLA*	W, 79-71 (OT)
9	at California*	L, 66-73
11	at Stanford*	L, 62-88
16	#8 OREGON*	W, 72-61
18	OREGON STATE*	W, 89-76
23	at Colorado*	L, 56-78
25	at Utah*	L, 64-76
29	ARIZONA STATE*	W, 67-65
FEBRUARY		
1	ARIZONA*	L, 49-66
9	WASHINGTON*!	W, 79-67
13	at UCLA*	8 p.m. (P12)
15	at USC*	5 p.m. (P12)
19	CALIFORNIA*	7 p.m. (P12)
23	STANFORD*!	5 p.m. (ESPNU)
28	at Washington*	6 p.m. (FS1)
MARCH		
5	at Arizona*	7:30 p.m. (FS1)
7	at Arizona State*	3:30 p.m. (P12)
11-14	Pac-12 Tournament#	TBD

! – Doubleheader with the WSU women
 # - played at T-Mobile Arena (Las Vegas)
% - Cayman Islands Classic (Grand Cayman Island)
+ - Played at Spokane Arena (Spokane)
** - Pac-12 Game*

All home games played at Beasley Coliseum
All times listed are Pacific time and subject to change
Rankings: AP Top-25 / Coaches Poll

GAME 25

WASHINGTON ST. (14-10, 5-6) at UCLA (13-11, 6-5)

Thursday, Feb. 13 // 8 p.m. // Los Angeles // Pauley Pavilion
Watch // Pac-12 Network (JB Long & Don MacLean)
Listen // Washington State IMG Sports Network (Matt Chazanow)
Live Stats // Statbroadcast.com

SERIES HISTORY

vs UCLA	
Games	126
Standing	18-108
At Pullman	14-48
At Los Angeles	3-58
At Neutral Site	1-2
Last Win	79-71 (OT), 1/4/20 at Pullman
Last Home Win	79-71 (OT), 1/4/20
Last Road Win	82-81, 2/21/09
Last Neutral Win	73-71, 3/11/88 at Tucson
Last Loss	87-67, 1/30/19 at Pullman
Last Home Loss	87-67, 1/30/19
Last Road Loss	96-82, 12/29/17
Last Neutral Loss	64-53, 3/12/09 at Tucson
Current Streak	W1

PREVIOUS 5 MEETINGS

Date	Location	Result	Score
02/01/17	Pullman	L	95-79
03/04/17	Los Angeles	L	77-68
12/29/17	Los Angeles	L	96-82
01/30/19	Pullman	L	87-67
01/4/20	Pullman	W	79-71 (OT)

TEAM COMPARISON

CATEGORY	UCLA	WSU
Overall Record	13-11	14-10
Points Per Game	69.4	70.5
Opp. Points Per Game	67.8	67.7
Rebounds Per Game	37.0	36.1
Rebounding Margin	+6.4	-0.8
Field Goal Pct.	.437	.405
Opp. Field Goal Pct.	.426	.450
3-Point Pct.	.319	.319
Opp. 3-Point Pct.	.378	.307
Free Throw Pct.	.710	.725
Assists Per Game	13.0	11.9
Turnovers Per Game	13.4	11.7
Turnover Margin	-0.5	+3.9
Assist/Turnover Ratio	1.0	1.0
Blocked Shots Per Game	3.3	2.5
Steals Per Game	6.8	6.8

OPENING FIVE

> The Cougs begin the second part of Pac-12 play which will send them on the road for five of the final seven games including two in LA this week beginning with UCLA Thursday night. WSU defeated the Bruins 79-71 in OT in the first meeting between the two teams.
> WSU improved to 14-10 overall and 5-6 in Pac-12 play, the most wins for the Cougs since 2011-12 overall after defeating Washington 79-67 last week in the first half of the Apple Cup Series.
> CJ Elleby was named Pac-12 Player of the Week for the second time on the year after a career-high 34 points and 10 rebounds against Washington. He's the first two-time winner for WSU since Brock Motum in 2012-13.
> The 1,000 pt watch is officially on for CJ Elleby who is now 74 points shy of the milestone. He is on pace to become the 3rd fastest in program history to hit 1K.
> After battling injuries all season the Cougs are starting to get healthy with the returns of Marvin Cannon and Tony Miller. The duo missed over a month of contests but both returned to action seeing limited minutes as they work back into the rotation.

PAC-12 STANDINGS

	PAC-12 W-L	PAC-12 PCT	PAC-12 GP	OVERALL W-L	OVERALL PCT	OVERALL GP	L10	STRK
COLORADO	8-3	0.727	11	19-5	0.792	24	7-3	Won 3
OREGON	7-4	0.636	11	18-6	0.750	24	7-3	Lost 2
ARIZONA	6-4	0.600	10	16-7	0.696	23	6-4	Lost 1
ARIZONA STATE	6-4	0.600	10	15-8	0.652	23	6-4	Won 3
USC	6-5	0.545	11	17-7	0.708	24	5-5	Lost 3
UCLA	6-5	0.545	11	13-11	0.542	24	5-5	Won 1
STANFORD	5-5	0.500	10	16-7	0.696	23	5-5	Lost 2
UTAH	5-6	0.455	11	14-9	0.609	23	4-6	Won 2
WASHINGTON STATE	5-6	0.455	11	14-10	0.583	24	5-5	Won 1
CALIFORNIA	4-6	0.400	10	10-13	0.435	23	4-6	Lost 2
OREGON STATE	4-7	0.364	11	14-9	0.609	23	4-6	Won 1
WASHINGTON	2-9	0.182	11	12-12	0.500	24	2-8	Lost 6

PROBABLE STARTERS

PLAYER	HT	YR	HOMETOWN	PPG	RPG	OTHER
G #1 JERVAE ROBINSON	6-2	SR	Aurora, Colo.	4.9	2.6	1.3 apg
F #2 CJ ELLEBY	6-6	SO	Seattle, Wash.	19.0	7.3	1.5 spg
G #10 ISAAC BONTON	6-3	JR	Portland, Ore.	14.4	3.8	4.0 apg
F #13 JEFF POLLARD	6-9	SR	Bountiful, Utah	9.0	4.3	0.8 apg
G #24 NOAH WILLIAMS	6-5	FR	Seattle, Wash.	5.7	3.5	1.7 apg
ROTATION OFF THE BENCH						
F #3 DARON HENSON	6-7	JR	Pasadena, Calif.	6.0	0.8	
F #4 ALJAŽ KUNC	6-8	SO	Ljubljana, Slovenia	5.5	3.6	0.5 bpg
G #5 MARVIN CANNON	6-5	JR	Richmond, Vir.	4.3	2.6	0.5 apg
F #11 DJ RODMAN	6-6	FR	Newport Beach, Calif.	2.0	2.1	0.3 spg
C #15 VOLODYMYR MARKOVETSKYY	7-1	FR	Truskavets, Ukraine	1.9	2.1	0.2 bpg
G #22 RYAN RAPP	6-5	FR	Melbourne, Australia	1.6	0.8	0.5 apg
F #32 TONY MILLER	6-6	JR	Woodinville, Wash.	6.2	2.9	0.7 spg

QUICK **FACTS**

THE UNIVERSITY

LOCATION: Pullman, Wash.
AFFILIATION: NCAA Division I
CONFERENCE: Pac-12
ENROLLMENT: 20,286
NICKNAME: Cougars
COLORS: Crimson and Gray
PRESIDENT: Kirk H. Schulz
DIRECTOR OF ATHLETICS: Pat Chun
SWA: Anne McCoy
FACULTY ATHLETICS REPRESENTATIVE: Nancy Swanger

COUGAR WOMEN'S BASKETBALL INFORMATION

HEAD COACH: Kyle Smith, First Season
ASSISTANTS: Jim Shaw, Derrick Phelps, John Andrzejek
RECRUITING COORDINATOR: Michael Plank
GRADUATE MANAGERS: Anthony Lorenzo, Michael Orlich
HOME VENUE: Friel Court at Beasley Coliseum (11,671)

2018-19 RECORD: 11-21
PAC-12 RECORD: 4-14
PAC-12 FINISH: 11th
POSTSEASON: N/A
LETTERWINNERS RETURNING/LOST: 5-6
STARTERS RETURNING/LOST: 3/2
NEWCOMERS: 12

ATHLETIC COMMUNICATIONS

ASSOCIATE ATHLETIC DIRECTOR: Bill Stevens
MBB CONTACT: Ben Laskey
E-MAIL: ben.laskey@wsu.edu
PHONE: 509-335-0265 (W) | 209-608-2173 (C)
ATHLETIC WEBSITE: www.wsucougars.com

MEDIA AVAILABILITY

Player and coach media availability typically takes place after practice Monday - Wednesday afternoon Practices at this time take place either at PEB or Beasley. Please contact the Ben Laskey early in the week to confirm practice times and availability. Media requests should be made 24 hours in advance.

CREDENTIALS

Credential requests for both home and road games must be made 24 hours prior to game time by emailing Ben Laskey (ben.laskey@wsu.edu).

Credential Pickup

Credentials can be picked up on game day at the media entrance (Southeast Tunnel) of Beasley Coliseum.

MEDIA SEATING

Media seating is available on the East Concourse.

PHOTOGRAPHY AREAS

Credentialed photographers are permitted to shoot from the baseline and sidelines. No photographers are allowed in the team bench areas.

POSTGAME PROCEDURE

Head coach Kyle Smith and selected players will be available to the media in the Cougar Lounge after a cooling-off period.

NUMERICAL **ROSTER**

No.	Name	Pos.	Ht.	Wt.	Yr.	Hometown (Previous School)
0	Carter Sonneborn	G	6-3	190	FR	Spokane, Wash. (Gonzaga Prep)
1	Jervae Robinson	G	6-2	183	SR	Aurora, Colo. (Otero JC)
2	CJ Elleby	F	6-6	195	SO	Seattle, Wash. (Cleveland HS)
3	Daron Henson	F	6-7	210	JR	Pasadena, Calif. (Salt Lake CC)
4	Aljaž Kunc	F	6-8	198	SO	Ljubljana, Slovenia (Impact Academy-Fla.)
5	Marvin Cannon	G	6-5	170	JR	Richmond, Va. (Barton CC-Kan.)
10	Isaac Bonton	G	6-3	185	JR	Portland, Ore. (Casper College)
11	DJ Rodman	F	6-6	190	FR	Newport Beach, Calif. (JSerra Catholic HS)
13	Jeff Pollard	F	6-9	245	SR	Bountiful, Utah (Impact Academy-Nev.)
15	Volodymyr Markovetskyy	C	7-1	230	FR	Truskavets, Ukraine (Kaunas A. Puškinas)
20	Deion James	F	6-6	220	GR	Tucson, Ariz. (Colorado State)
22	Ryan Rapp	G	6-5	172	FR	Melbourne, Australia (Mazenod College)
23	Jaylen Shead	G	6-1	190	SR	Pflugerville, Texas (Texas State)
24	Noah Williams	G	6-5	192	FR	Seattle, Wash. (O'Dea)
32	Tony Miller	F	6-6	210	JR	Woodinville, Wash. (Montana)
33	Brandton Chatfield	F	6-10	210	FR	Clarkston, Wash. (Clarkston HS)
35	Ben Olesen	G	6-0	160	FR	Mill Creek, Wash. (Jackson HS)

HEAD COACH: Kyle Smith (First Year)
ASSISTANT COACHES: Jim Shaw, Derrick Phelps, John Andrzejek
RECRUITING COORDINATOR: Michael Plank
GRADUATE MANAGERS: Anthony Lorenzo, Michael Orlich

PRONUNCIATION GUIDE

Isaac Bonton	bahn-tahn
CJ Elleby	Ell-uh-bee
Daron Henson	Duh-RON
Aljaž Kunc	Ollie-ahj Coon-ce
Volodymyr Markovetskyy	VALL-dole-meer Mahr-koh-vet-skee
Jaylen Shead	shed
Carter Sonneborn	sahn-uh-born
Jervae Robinson	Jur-vay

Audio Guide: https://www.youtube.com/watch?v=IKHr42Q_Gj4&feature=youtu.be

HEAD COACH **KYLE SMITH**



CAREER RECORDS
Overall: 178-132 - 11th season
At WSU (Pac-12): 14-10 (5-6) - 1st Season

NOTABLES:
» Won his debut at WSU, 85-54, Nov. 7 against Seattle U. The win was the largest margin of victory in for a debut in modern history trailing only Jack Friel's 44-point win in 1928.
» Earned his first Pac-12 win in dramatic fashion as the Cougs defeated UCLA, 79-71, in overtime, Jan. 4, 2020.
» Picked up a signature win Jan. 16, 2020 knocking off #8 Oregon, 72-61, for the Cougs first win over a top-10 team since 2007.
» Defeated UW, 79-67, in his first Apple Cup contest, Feb. 9, 2020, the second-largest margin of victory over the Huskies in over a decade.
» Smith brings nine years of head coaching experience to the Palouse along with 18 years as an assistant coach.
» Compiled a 63-40 (.612) record at USF, notching 20 or more wins each season and two postseason tournament appearances.
» All three seasons under Smith saw USF finish fourth in the WCC, while it advanced to the CBI in both 2016-17 and 2017-18, including a runner-up finish in 2018.
» Dons broke the school record for 3-pointers made in a season in both 2017-18 and 2016-17 with 333 and 304 3-pointers made, respectively.
» Throughout his tenure at San Francisco, Smith produced seven All-West Coast Conference selections, including two-time first team honoree Frankie Ferrari, two second team honorees and three all-freshman. Ferrari also picked up NABC District 9 All-Region Second Team honors in 2019 as his 73 3-pointers rank third in school history.
» Served as the head coach at Columbia where he put together a 101-82 overall mark including a CIT Championship his final season (2015-16).
» Prior to his appointment at Columbia in May of 2010, Smith spent 18 seasons as an assistant coach on the NCAA Division I level, including nine seasons (2001-10) at Saint Mary's College, one season at Air Force (2000-01) and eight years at the University of San Diego (1992-2000).

PAC-12 **STATISTICAL** RANKINGS

TEAM	Overall AVG.	Overall RNK	Conference AVG.	Conference RNK
Points	1691	6th	739	5th
Points per game	70.5	10th	67.2	8th
FG made per game	24.9	8th	23.2	7th
FG attempts per game	61.6	2nd	57.7	4th
FG Pct	40.5	12th	40.2	11th
3PT made per game	7.7	2nd	8.2	1st
3PT attempts per game	24.0	1st	23.1	3rd
3PT Pct	31.9	10th	35.4	3rd
FT made per game	13.0	9th	12.6	8th
FT attempt per game	17.9	9th	17.7	9th
FT Pct	72.5	5th	71.3	8th
Off rebounds per game	10.8	4th	8.8	9th
Def rebounds per game	25.3	8th	24.0	10th
Total rebounds per game	36.1	7th	32.8	10th
Rebound margin per game	-0.8	11th	-4.5	12th
Assists per game	11.9	10th	12.2	8th
Turnovers per game	11.7	3rd	12.5	5th
Steals per game	6.8	6th	6.4	6th
Blocks per game	2.5	11th	2.4	11th
Personal fouls per game	17.0	6th	17.4	5th
Points per game allowed	67.7	7th	71.5	12th
Opponents' Field goal percentage	45.0	12th	48.0	12th
Opponents' 3PT percentage	30.7	2nd	30.4	3rd
Home Attendance	47333	11th	30252	8th
Home Attendance average	3156	12th	4322	11th

INDIVIDUAL	#	NAT RNK	P12 RNK
CJ Elleby			
3PT FG Att	155	103	1
D-Rbd per game	6.00	74	3
FT Att	121	126	8
FT Made	98	83	6
FT%	81.0	140	8
Points per game	19.0	53	3
Rebounds per game	7.3	165	8
Steals per game	1.46	211	10
3PT FG per game	2.29	149	3
3PT FG Made	55	129	3
FG Att	362	36	1
FG Made	151	72	3
Points	455	50	2
Rebounds	175	152	7
Steals	35	184	8
Isaac Bonton			
3PT FG Att	131	231	7
Assist per game	4.0	145	8
FT%	80.0	163	9
Assists	91	160	8
FG Att	331	78	5

PAC-12 **PLAYER** OF THE WEEK

Week	Player
11/11	Tres Tinkle, Oregon State
11/18	Nick Rakocevic, USC
11/25	Onyeka Okongwu, USC
12/2	Remy Martin, Arizona State
12/9	Timmy Allen, Utah
12/16	Payton Pritchard, Oregon
12/23	Timmy Allen, Utah
12/30	Chris Duarte, Oregon
1/6	McKinley Wright IV, Colorado
1/13	Matt Bradley, Cal
1/20	***CJ Elleby, Washington State***
1/27	Chris Duarte, Oregon
2/3	Oscar da Silva, Stanford
2/10	***CJ Elleby, Washington State***
2/17	
2/24	
3/2	
3/9	

PAC-12 **FRESHMAN** OF THE WEEK

Week	Player
11/11	Zeke Nnaji, Arizona
11/18	Zeke Nnaji, Arizona
11/25	Onyeka Okongwu, USC
12/2	Nico Mannion, Arizona
12/9	Isaiah Stewart, Washington
12/16	Onyeka Okongwu, USC
12/23	Isaiah Stewart, Washington
12/30	Isaiah Stewart, Washington
1/6	Isaiah Stewart, Washington
1/13	Tyrell Terry, Stanford
1/20	Zeke Nnaji, Arizona
1/27	Rylan Jones, Utah
2/3	Jaime Jaquez Jr.
2/10	Branden Carlson, Utah
2/17	
2/24	
3/2	
3/9	

COUGAR **NOTES**

GAME INFORMATION - AT UCLA

After three-straight at home the Cougs head back on the road to begin the backend of conference play beginning with a rematch against UCLA Thursday night in Westwood. The Cougs beat the Bruins in overtime, 79-71, for their first Pac-12 win of the season in early January. CJ Elleby hit the game-tying three in the final seconds of regulation while Isaac Bonton took over in the overtime period scoring eight points to lead the way to the win. The Bruins enter the game coming off an upset of Arizona, 65-62, in Tucson and have won three of four including sweeping Colorado and Utah inside Pauley two weeks ago.
The Cougs have struggled in LA having won just three times with the last win coming in 2009.

LAST TIME OUT

WSU 79 - UW 67 | FEB. 9, 2020 | PULLMAN, WASH.

GAME LEADERS	WSU	UW
Points	Elleby (34)	Carter (18)
Rebounds	Elleby, Pollard (10)	Stewart (7)
Assists	Bonton (4)	McDaniels (3)

Period by Period Scoring	1st	2nd	TOT
UW	33	34	67
WSU	38	41	79

A career day from CJ Elleby (34 pts, 10 rbds) led the Cougs to a run-away win over Washington in the first half of the Boeing Apple Cup Series Sunday afternoon at Beasley. While the Huskies held close for most of the day, the Cougs hit big threes and used clutch free throw shooting down the stretch to snap a four-game skid against UW.

NEXT UP

Continuing their trip to Southern California the Cougs will take on USC Saturday night as WSU looks for the split with the Trojans. USC held off a late charge by the Cougs in the Pac-12 opener to hand WSU just its second loss at home on the year. In the game, the Cougs stars struggled with CJ Elleby and Isaac Bonton combining to shoot just 10-of-48 in the game as WSU shot a season-low 27.8% from the floor. USC, however, has struggled late losing their last three contests heading into the weekend.

ELLEBY TOP PAC-12 PLAYER, AGAIN

Star CJ Elleby was named the Pac-12 Player of the Week for the week ending on Feb. 9, the conference office announced Monday. Elleby, who also earned the top award Jan. 18, is the first WSU player to earn multiple weekly awards in a season since Brock Motum in 2012-13 and the first underclassmen since the legend Klay Thompson went back-to-back in November of 2009.
In the first half of the Boeing Apple Cup rivalry series with Washington, Elleby, a Seattle native, put on a show against the team from the West Side as the second year Coug led WSU to a convincing, 79-67, win over the Huskies Sunday afternoon. Elleby was nearly unstoppable throughout the day as the star forward scored a career-high 34 points while grabbing 10 rebounds to nab his fourth double-double of the season. In addition, Elleby was stellar on the defensive end, hounding the Huskies on the perimeter while protecting the paint as well to the tune of a career-best three blocks.

ELLEBY ELECTRIC

Entering the year on every ones watch list, sophomore CJ Elleby has not disappointed as he has scored in double-figures in 21 of 24 games while eclipsing 20 points in 14 games, and 30 points once. In addition to his scoring prowess, Elleby leads the team in rebounding at 7.3 rpg as well as defensively with 1.46 steals per game.
He has twice been named Pac-12 Player of the Week including after scoring a career-high 34 points and grabbing 10 rebounds to beat UW in the first half of the Apple Cup Series.
Elleby is 3rd in the Pac-12 in scoring and 53rd nationally at 19.0 ppg. Elleby has an effective field goal% of 49.3%
He has his sights set on becoming the newest member of the 1,000 pt club with 926 career points. He needs 74 points to reach the plateau. On his current scoring pace he will be the third fastest to reach 1,000 points in program history, coming in just in front of the legend Klay Thompson. His career 16.5 ppg ranks 5th all-time.
CJ has scored 455 points on the year, 6th best for a sophomore in WSU history. Klay Thompson (2010) holds the record with 602 points. Additionally, his 55 3PTFG ranks 5th. The record is held by Klay of 76.

THE TURNOVER GAME

Entering the week the Cougs remain one of the best in the nation at taking care of the ball having posted a turnover margin of +3.9, 18th in the nation and 1st in the Pac-12.
The Cougs have turned the ball over 11.7 per game, 41st in DI while ranking 32nd in the nation turning the ball over just 16.4% of possessions.
On the other end the Cougs have forced 15.5 turnovers per game (51st nationally) thanks to 6.8 steals per contest. WSU has turned those turnovers into 16.6 points per game.
Individually, CJ Elleby leads the way defensively at 1.46 per game.

COUGS GETTING HEALTHY

After missing extended time, Marvin Cannon and Tony Miller have both returned to the active roster as they begin to work their way back into the rotation. The duo had both been coming into their own before injuries took them down with Cannon averaging 9.5 ppg and 6.0 rpg in the games prior to injury while Miller had scored in double-figures in three of four games prior to injury.
Cannon returned to action against Arizona for the first time since Dec. 21 while Miller suited up against Washington after missing 7 games

COUGAR **NOTES** CONTINUED

TOUGH SLEDDING ON THE ROAD

While the Cougs have turned a corner at home the road has proven to be a different beast as WSU is just 1-5 in true road contests and 2-7 away from the Palouse when neutral games are put into the mix. WSU is still looking for its first road win in conference play having gone 0-4 in the first half of the Pac-12 schedule. Five of the final seven games are on the road for WSU.

Statistically, the Cougs have actually shot slightly better in Pac-12 play away from Beasley shooting 40.5% overall and 37.8% from deep as compared to 40.0% overall and 34.0% from deep at home. The biggest difference for WSU is on the defensive end where teams have shot nearly 10% points better in their home arenas at 54.9% and 13% better from deep at 38.8%. Additoinally, the Cougs have struggled to get to the line away from home attempting just 13 FT per game as opposed to getting to the line 20 FT per game at home. WSU is also shooting 11% points better from the stripe at home at 74.1% compared to 63.5% on the road. Remarkably, opponents are relatively even no matter where the Cougs play them going to the line 18 FT per game in their home arenas compared to 16 FT per game at Beasley.

HOME SWEET HOME

In a new era under head coach Kyle Smith, the Cougs have made the most of their time at home this year going an impressive 12-3 coming into the week (11 at Beasley Coliseum). The 12 wins ties for the most in a single season since winning 12 in 2006-07.

On their face, the stats are not much different shooting 41.6% inside of Beasley and 39.7% on the road while hitting 32.0% home and 32.9% away from deep. The big difference being turnover margin as WSU is +4.2 at home and just +1.2 on the road. Additionally, the Cougs score nearly 10 points more per game going 73.9 ppg at home and 64.7 ppg on the road.

Individually, the change can be seen in star CJ Elleby who scores 21.2 ppg on 44.4% shooting at home while notching just 12.5 ppg on 34.2%shooting on the road.

COUGS MAKING HEADWAY DEFENSIVELY

Finding success on the defensive end, the Cougars rank among the nation's top 1/3. Overall, the Cougs have held their opponents to nearly 5 points under the national average (102.5) in points per 100 possessions at 97.6 (ranking 85th). Offensively the Cougs sit at 102.3 (184th) per 100.

WSU ranks 45th in turning opponents over 21.8% of their possessions while allowing teams to grab just 25.2% of offensive rebounds (ranking 56th overall).

Behind the arc, the Cougs have allowed teams to shoot 30.7%, over two %points lower than the national average (33.3) ranking 57th overall.

BONTON SCORING AND DISHING

Transferring in to WSU from Casper College, junior Isaac Bonton has had his ups and downs adjusting but is second on the team in scoring at 14.4 ppg. Bonton has scored in double-figures in 20 of 23 games played while leading the team in scoring eight times including six Pac-12 games.

Bonton came into his own against Incarnate Word with his first double-double posting career-highs in points (19) and rebounds (12) while also adding 6 assists. He would score 18 points (7-for-26 and 4-for-9 from deep) against USC in his first Pac-12 contest while adding 17 against UCLA including scoring eight of the final 10 points in overtime to beat the Bruins. He added the Cougs' first 30-pt game against Oregon State dropping 34 against Beavers. At Utah he would score 21 to lead the Cougs.

He is riding a 13-game double-digit scoring streak including all 11 games in Pac-12 play. During those 13 games, Bonton is averaging 16.2 ppg while shooting 38.9% (72-185) from the floor and 38.6% (27-70) from deep in 33.8 minutes per game.

In addition to his own scoring, Bonton leads the team with 91 assists on the season, 4.0 per contest while also sporting a 1.3 assist/turnover ratio. He ranks 8th in the Pac-12 in assists per game.

KUNC FROM THE CORNER

The Cougs' most efficient shooter from deep coming into the game, sophomore Aljaz Kunc enters the game shooting 30.94% (21-of-69) from three-point range. For Kunc, the key to his game has been burying himself in the corner as the 6-8 shooter is an impressive 15-of-32 (46.9%) from the corner including hitting a career-best 3 from the corner on 4 attempts vs Incarnate Word. Outside of the corner, Kunc is 6-of-37 (16.2%).

Just under half of Kunc' makes have been from distance as he is 43-of-122 (35.2%) from the floor on the year.

WILLIAMS THE X-FACTOR

Having taken over a starting role midway through the season, freshman Noah Williams has proven an x-factor for the Cougars with his defensive play and rebounding prowess. With his minutes picking up so too has his success on the court and the Cougs success in the win column as WSU is 4-2 with Williams in the starting lineup.

He was the catalyst to a 17-5 run against Ark.-Pine Bluff which turned the game around for WSU in the second half and was the defensive stopper for WSU late against UCLA as the Cougs turned an 11-point deficit into an 8-point win in overtime over the Bruins. He notched a 16 points at Cal and a career-best 17 versus Oregon State.

Williams picked up his first career start in the Cougs win over #8 Oregon and led the team at +15. He would go +14 in a start against OSU. He was a team-best +7 against Arizona State. He added an impressive 10 points and 6 rebounds in WSU's win over Washington.

More traditionally, Williams is averaging 5.7 ppg, 3.5 rpg and 1.7 apg in 20.7 mpg.

As a starter in 6 contests, Williams is averaging 8.2 ppg, 4.5 rpg, 2.5 apg, 1.8 spg in 29.8 mpg.

POLLARD, OLD RELIABLE

Overall, Pollard enters the game averaging a career-best 9.0 points per game while shooting 51.2% (83-of-162) from the floor. In addition, Pollard has hit 39-of-53 from the free throw line including a 7-for-7 effort against UCR. He has gone for double-figures in 11 of 24 games including scoring a career-best 16 points twice.

Around the basket, Pollard ranks 136th in DI in shooting hitting 73-of-120 (60.8%) 2PT FG.

In addition, Pollard has extended his range as a senior. Entering the year with three three-pointers to his name in three seasons, Pollard has found his stroke from behind the arc as senior captain has hit 10-of-42 (23.8%) from deep. Pollard hit a career best three from deep against Colorado State going 3-for-4 while hitting 6-of-7 shots in the game. He has struggled as of late missing his last 11 from deep and going just 2 of 21.

HENSON, THE SNIPER

Limited in his minutes on the year, Daron Henson has proven to be a sniper in the cold for the Cougs as the junior transfer has drilled 10-of-16 from deep in just five Pac-12 appearances. Off the bench, Henson has scored in double-figures in two of five Pac-12 games including 12 at Stanford and 13 at Colorado.

In conference play, Henson has averaged 10.5 minutes per game, scoring 6.8 ppg on 62.5% shooting from deep and 54.5% from the field.

MILLER TIME

Originally a walk-on, Miller earned a scholarship for the spring semester.

After seeing limited minutes to open the season, junior transfer Tony Miller played his way into a super-sub role for the Cougars as the 6-6 forward has shown off his athleticism and gritty playmaking in the front court. In the last 10 games played before injury, Miller scored in double-figures five times including going for his first WSU double-double against USC with 15 points and 11 rebounds. He had 16 double-doubles at Seattle Pacific.

In those 10 games, Miller is averaging 8.7 points on 66.7% (34-of-51) shooting in 17.3 minutes per game. He has grabbed 3.8 rebounds and 1.1 steals on the defensive end.

On the year, Miller is averaging 6.2 ppg and has been the most effective scorer for the Cougs shooting an effective FG% of 65.2%.

COUGAR **NOTES** CONTINUED

ELLEBY PAC-12 PLAYER OF THE WEEK
CJ Elleby took home his first career Pac-12 POW award Jan. 20 after leading the Cougs to a sweep of the Oregon Schools. Elleby became the first underclassman for WSU to win the award since Klay Thompson in 2009. He went for 25 and 14 against #8 Oregon, a career-best on the glass, and 22-9-5 against Oregon State. For the weekend, Elleby averaged 23.5 ppg, 11.5 rpg, 4.0 apg.

BONTON'S BIG DAY
Playing in front of the Splash Brothers, Isaac Bonton put on a show to remember against Oregon State as the junior point guard scored a team season-best 34 points while grabbing 8 rebounds and dishing 8 assists. He is the first Pac-12 player to go 30-8-8 since 1997 when STATS began its database. His 34 points was tied for the 32nd best performance in WSU history and the first 30-point game since Robert Franks dropped 37 on Oregon State March 9, 2019.
In the game, Bonton was 14-of-14 from the line, two shy of the single game record of 16-of-16 done twice before, the last by Taylor Rochestie vs Oregon Jan. 17, 2009.

SIGNATURE WIN
In his first season at WSU, head coach Kyle Smith picked up a signature win as the Cougars defeated #8 Oregon, 72-61, Jan. 16 in Pullman. The win was the Cougs first over a top-10 team in over a decade snapping a 19-game streak against the top-10. The last win came Jan. 6, 2007 against #7 Arizona, 77-73 (ot) at Beasley. The last win over Oregon as a ranked team came January 9, 1997, 81-76 at Spokane, over #17 Oregon. It was the first win over a top-10 Oregon team.

A PERFECT DECEMBER
The Cougs finished December a perfect 6-0 to close out non-conference play 9-4. The perfect month was the first since starting 2017-18 with a 6-0 record in November. The last time WSU was perfect in December was in 2007-08 with a 5-0 mark as part of a perfect 14-0 start.
The last time WSU won 7-straight was the start of the 2007-08 season. The 6-straight wins marked the 4th time since the 2007-08 season the Cougs won 6-in-a-row.

ELLEBY GARNERING PRESEASON RECOGNITION
The sophomore standout has made a name for himself in his second year as he was named to the inaugural Preseason All-Pac-12 Team. In addition, Elleby was named to the Julius Erving and Wooden award watch lists.
Elleby finished the year averaging 14.7 points and 7.1 rebounds per game, ranking 11th and 10th, respectively in the Pac-12. In 32 contests, he scored a freshman record 471 points, breaking Steve Puidokas' 45-year-old Cougar freshman scoring record. In addition to his scoring, Elleby finished second all-time among Cougar freshman in rebounds (227), scoring average (14.7 ppg), and field goals (168), while finishing top-10 in eight other season categories. For his play, Elleby was named to the Freshman All-Pac-12 First Team becoming the first Cougar to be named to the five-man All-Freshman Team since Reggie Moore in 2010.

SMITH TAKES THE REINS
Kyle Smith was named the 19th head men's basketball coach in Washington State history, bringing with him nine years of head coaching experience to the Palouse along with 18 years as an assistant coach. He comes to WSU having spent the last three seasons at the helm of the University of San Francisco men's basketball program. There he compiled a 63-40 (.612) record, notching 20 or more wins each season and two postseason tournament appearances. Smith's three-straight 20-win seasons marked just the fourth time in school history that USF had 20 or more wins in at least three-consecutive seasons and the first time in nearly 40 years. Prior to his stint in the Bay Area, he served as the head coach at Columbia where he put together a 101-82 overall mark including a CIT Championship his final season (2015-16).

ALL-TOURNAMENT HONORS FOR ELLEBY
For three days in the Cayman Islands, CJ Elleby was one of the best to hit the hardwood in paradise as the sophomore was the leading scorer among the eight teams. Averaging 21.3 points per game, Elleby jumped ahead of the pack as the star scorer tied a career high with 27 points in the opener against Nebraska. He would drop 21 in the win against Old Dominion before finishing the week off with a 16 point effort against Colorado State. Additionally, Elleby averaged 5.7 rebounds and 2.3 assists per game.
For his efforts, Elleby was named to the all-tournament team at the completion of the three days.

A DEBUT FOR THE AGES
Head Coach Kyle Smith made an immediate impact on the sidelines for the Cougars as the first year head coach had a debut for the ages leading his squad to an 85-54 win over Seattle U, Nov. 7, in his inaugural game at WSU. The 31-point win marked the largest margin of victory in the modern era for a Coug head coach in his debut. The debut was the second biggest win for a freshman head coach trailing only legendary head coach Jack Friel's 44-point win in his debut against Lewiston State (62-18) in 1928.

COUGARS UNDER CONTROL AGAINST SEATTLE U
While it may have been just one game the Cougars looked completely different from a season ago as WSU controlled the contest from start to finish. On the offensive end the Cougs committed just three turnovers in 40 minutes, their lowest total since a three turnover game against Stanford in 2015.
On the defensive end, the Cougs controlled play allowing just four assisted baskets to the Redhawks while holding Seattle U to just 33.9% shooting from the floor and 6.7% (1-of-15) shooting from deep. Additionally, WSU gave up just nine offensive rebounds while allowing just four second-chance points.

SHEAD OUT INDEFINITELY
Battling a hip injury for much of the season, senior transfer Jaylen Shead is out indefinitely. The senior point guard was limited upon his return, playing against UCLA and Cal before hitting the shelf prior to WSU's game at Stanford.
On the year, Shead was averaging 2.9 points, 2.6 assist, and 3.2 rebounds per game in 22.8 minutes having played in 12 games with 7 starts.

DEION JAMES OUT INDEFINITELY
Due to medical reasons, grad-transfer Deion James will be sidelined indefinitely and will likely miss the remainder of the season. James had seen action in the first five games of the season, averaging 2.6 points per game off the bench for WSU.

COUGAR **NOTES** CONTINUED

PAC-12 ANNOUNCES ADDED CONTESTS FOR 20-GAME 2020-21
The Pac-12 Conference has announced the men's basketball contests that will be added as part of the league's transition to a 20-game schedule for the 2020-21 season. For WSU, the Pac-12 added a home game against Oregon State and a road game at Colorado leaving Utah and Oregon as the lone teams the Cougs will play only once next season.

WASHINGTON STATE IN SEASON OPENERS
The Cougars improved to 97-22 all-time in season openers and 58-8 when opening the season at home. WSU has won every season opener when opening at Beasley Coliseum and its last 24 season openers at home.
Its last home loss in the first game of the season came Dec. 1, 1972 against Houston, the final year the Cougars played in Bohler Gym. The Cougars have won 30-consecutive Beasley Coliseum openers (not necessarily the first game of the season, but the first at home), with their last loss coming to BYU, Dec. 3, 1987.
The Cougs opened the year with an 85-54 win over Seattle U, Nov. 7.

ABOUT THE COUGARS
Washington State men's basketball returns five players including three starters. In addition to the five returners, the Cougs have 12 newcomers including five transfers and seven true freshmen.
CJ Elleby leads the way after flirting with the NBA Draft after a record-breaking freshman season. The sophomore was named a preseason All-Pac-12 player at media day. His 14.7 ppg is the top returning mark from a season ago.
Senior Jeff Pollard and sophomore Aljaz Kunz return and are projected to be in the starting lineup for the Cougs. Pollard, the only player to have played the previous three seasons at WSU enters his final year having averaged 4.8 ppg and 2.6 rpg.
The newcomers are led by transfers Isaac Bonton (Casper College) and Jaylen Shead (Texas State). Bonton earned NJCAA Second Team All-America honors as a sophomore after averaging 21.4 ppg and 5.6 apg. Shead led the Bobcats to 24 wins a season ago while averaging 7.9 ppg, 4.3 rpg, and 4.8 apg while leading the Sun Belt in assist/turnover ratio at 2.3. Transfer Deion James will see substantial minutes in the post was the NJCAA Division II National Player of the Year and a first team NJCAA All-American as a sophomore at Pima JC.
Freshmen Noah Williams, Volodymyr Markovetskyy, and DJ Rodman are expected to make an impact in their first seasons. Williams, the son of WSU great Guy Williams, averaged 17.5 ppg, 8.4 rbg and 4.7 apg as a senior at O'Dea HS. Markovestskyy gives the Cougs a 7-1 center on the block who averaged 11.3 ppg, 8.3 rbg and 1.4 bpg in 24.3 minutes at the 2018 FIBA U18 European Championships. Rodman, the son of NBA great Dennis Rodman, averaged 24.2 ppg, 8.9 rbg and 1.2 apg as a senior at JSerra HS.

A LOOK BACK AT 2018-219
Washington State men's basketball concluded the 2018-19 season with a loss to Oregon in the first round of the Pac-12 Tournament, finishing with an 11-20 overall mark and 4-14 league mark. Senior Robert Franks earned three postseason awards. He was named to the All-Pac-12 First Team as well as NABC All-District 20 and USBWA All-District IX first team.

PRESEASON POLL
The Cougars were picked to finish 11th in the preseason coaches poll. Oregon was picked as the preseason conference favorite just ahead of Colorado and Washington.

KLAY THOMPSON'S JERSEY RETIRED
Klay Thompson became the second Cougar men's basketball student-athlete to have his jersey retired, joining Steve Puidokas. Thompson's number 1 jersey was hung in the rafters during halftime of the Cougars' game against Oregon State on Jan. 18. Thompson was the 11th overall draft pick of the 2011 NBA Draft and has won three NBA Championships with the Golden State Warriors. He played three season for the Cougars (2009-11) and holds the WSU single-season records for scoring (733 points) and 3-pointers (98), while ranking third in career scoring (1,756) and second in 3-pointers (242).

RAVELING TO THE RAFTERS
Cougar Athletics honored the contributions of legendary basketball coach George Raveling in a ceremony Feb. 9 in Pullman. Raveling's name was hung in the Beasley Coliseum rafters during a halftime ceremony of the Boeing Apple Cup series game between Washington State and Washington. Raveling coached at WSU from 1972-83, taking the Cougars to NCAA Tournaments in 1980 and 1983. The 1980 appearance marked the first for WSU since finishing second in 1941. While at WSU, he earned 167 victories, and was twice named the Pac-8/10 Conference Coach of the Year.

COUGS SIGN TWO TO NLI
During the early signing period which began Nov. 13, the Cougars signed two to National Letters of Intent for the 2020-21 season. Joining the Cougs are **Efe Abogidi** (Delta State, Nigeria) and **TJ Bamba** (Bronx, NY).
Abogidi - A 6-9 forward out of the NBA Global Academy, Abogidi was nicknamed The Klaw by his teammates due to his enormous hands and 7-4 wing span. A freak athlete, Abogidi went viral at 15 winning a dunk contest with a dunk from the free throw line while playing with the NBA Academy Africa. Abogidi moved to Australia in 2017 to train at the Basketball Australia's Centre of Excellence at the Australian Institute
Bamba - A 6-5 combo guard, Bamba will come to the Cougs from Abraham Lincoln High School in Denver, Colo. where he will graduate in 2020. As junior, the athletic wing averaged 13.5 points, 5.1 rebounds, and 2.5 assists for the Lancers. Bamba began high school at KIPP NYC Prep School before transferring to Lincoln HS in 2017 as a sophomore. Outside of high school, Bamba plays for the Colorado Hawks on the AAU circuit.



1 JERVAE ROBINSON

6-2 | SENIOR | GUARD | AURORA, COLO.

2019-20 GAME-BY-GAME STATISTICS

DATE	OPPONENT	GS	MIN	FGM/A	%	3FG/A	%	FTM/A	%	OFF	DEF	TOT	AVG	PF	AST	T/O	BLK	STL	PTS	PPG
11/07/19	SEATTLE U		20	3-7	.429	1-3	.333	0-0	.000	0	0	0	0.0	0	0	0	0	1	7	7.0
11/12/09	AT SANTA CLARA		23	2-9	.222	2-4	.500	2-2	1.000	1	4	5	2.5	0	1	1	0	4	8	7.5
11/17/19	IDAHO ST.		21	1-5	.200	0-1	.000	0-0	.000	1	2	3	2.7	0	1	0	0	1	2	5.7
11/21/19	OMAHA	*	26	2-6	.333	0-3	.000	0-0	.000	3	1	4	3.0	4	1	0	0	0	4	5.3
11/25/19	VS NEBRASKA	*	31	3-13	.231	1-6	.167	0-1	.000	0	4	4	3.2	1	1	2	0	0	7	5.6
11/26/19	VS OLD DOMINION		23	4-7	.571	1-3	.333	1-2	.500	1	1	2	3.0	2	1	2	0	0	10	6.3
11/27/19	VS COLORADO ST.		25	1-3	.333	1-2	.500	0-0	.000	0	2	2	2.9	1	0	0	0	0	3	5.9
12/04/19	AT IDAHO	*	28	4-7	.571	2-4	.500	0-0	.000	0	2	2	2.8	2	1	3	0	2	10	6.4
12/07/19	NEW MEXICO ST.	*	24	0-5	.000	0-1	.000	0-0	.000	1	0	1	2.6	1	4	2	0	0	0	5.7
12/15/19	UC RIVERSIDE	*	23	0-3	.000	0-3	.000	0-0	.000	1	3	4	2.7	0	0	0	1	2	0	5.1
12/19/19	FLORIDA A&M	*	19	1-3	.333	1-1	1.000	0-0	.000	0	5	5	2.9	0	2	3	0	0	3	4.9
12/21/19	INCARNATE WORD	*	21	4-8	.500	0-2	.000	1-1	1.000	0	4	4	3.0	2	2	0	0	1	9	5.3
12/29/19	ARK.-PINE BLUFF	*	29	0-5	.000	0-3	.000	0-0	.000	1	2	3	3.0	0	4	0	0	0	0	4.8
01/02/20	USC	*	32	1-5	.200	0-2	.000	2-2	1.000	0	1	1	2.9	2	3	1	0	1	4	4.8
01/04/20	UCLA	*	24	1-4	.250	1-3	.333	0-0	.000	0	3	3	2.9	1	1	0	0	1	3	4.7
01/09/20	AT CALIFORNIA	*	20	1-3	.333	0-2	.000	0-0	.000	0	0	0	2.7	1	0	1	0	0	2	4.5
01/11/20	AT STANFORD	*	23	2-4	.500	1-2	.500	0-0	.000	1	1	2	2.6	3	0	2	0	1	5	4.5
01/16/20	OREGON	*	27	2-3	.667	2-3	.667	0-0	.000	0	3	3	2.7	2	0	2	0	1	6	4.6
01/18/20	OREGON ST.	*	14	0-3	.000	0-2	.000	0-0	.000	1	1	2	2.6	2	0	1	0	1	0	4.4
01/23/20	AT COLORADO	*	28	3-7	.429	1-4	.250	1-2	.500	0	4	4	2.7	3	1	2	0	1	8	4.6
01/25/20	AT UTAH	*	33	5-6	.833	3-4	.750	0-0	.000	0	2	2	2.7	2	2	2	0	2	13	5.0
01/29/20	ARIZONA ST.	*	36	1-3	.333	1-3	.333	0-0	.000	0	3	3	2.7	3	1	2	1	4	3	4.9
02/01/20	ARIZONA	*	23	0-1	.000	0-1	.000	0-0	.000	0	4	4	2.7	0	2	0	1	0	0	4.7
02/09/20	WASHINGTON	*	20	3-5	.600	2-4	.500	2-2	1.000	0	0	0	2.6	1	2	1	0	0	10	4.9
TOTAL			**593**	**44-125**	**.352**	**20-66**	**.303**	**9-12**	**.750**	**11**	**52**	**63**	**2.6**	**33**	**30**	**27**	**3**	**23**	**117**	**4.9**

CAREER/SEASON HIGHS

Minutes
Career: 36 vs Arizona St. 1/29/20
Season: 36 vs Arizona St. 1/29/20
Pac-12: 36 vs Arizona St. 1/29/20

Points
Career: 14 at Washington, 1/5/19
Season: 13 at Utah, 1/25/20
Pac-12: 14 at Washington, 1/5/19

Field Goals Made
Career: 6 at Washington, 1/05/19
Season: 5 at Utah, 1/25/20
Pac-12: 6 at Washington, 1/05/19

Field Goal Attempts
Career: 13 (twice) vs ODU (at Cayman Isl.), 11/26/19
Season: 13 vs ODU (at Cayman Isl.), 11/26/19
Pac-12: 13 at Washington, 1/05/19

3-Pt Field Goals Made
Career: 3 (twice) at Utah, 1/25/20
Season: 3 at Utah, 1/25/20
Pac-12: 3 at Utah, 1/25/20

3-Pt Field Goal Attempts
Career: 7 at Washington, 1/05/19
Season: 6 vs Nebraska (at Cayman Isl.), 11/25/19
Pac-12: 7 at Washington, 1/05/19

Free Throws Made
Career: 5 at Arizona State, 2/7/19
Season: 2 at Santa Clara, 11/12/19
Pac-12: 5 at Arizona State, 2/7/19

Free Throws Attempted
Career: 6 at Arizona State, 2/7/19
Season: 2 (four times) at Colorado, 1/23/20
Pac-12: 6 at Arizona State, 2/7/19

Rebounds
Career: 5 (twice) vs Florida A&M, 12/19/19
Season: 5 (twice) vs Florida A&M, 12/19/19
Pac-12: 4 (twice) at Colorado, 1/23/20

Assists
Career: 6 (three times) vs. Washington, 2/16/19
Season: 4 (twice) vs Ark.-Pine Bluff, 12/29/19
Pac-12: 6 (twice) vs. Washington, 2/16/19

Blocks
Career: 1 (twice) vs UCR, 12/15/19
Season: 1 vs UCR, 12/15/19
Pac-12: -

Steals
Career: 4 (twice) vs Arizona St. 1/29/20
Season: 4 (twice) vs Arizona St. 1/29/20
Pac-12: 4 vs Arizona St. 1/29/20

Most Recent Occurrences Noted

MISC. STATS

Category	Season	Career
Double-Figure Scoring	4	7
Double-Figure Rebounding	0	0
Double-Doubles	0	0
Triple-Doubles	0	0
Led WSU in Scoring	0	0
Led WSU in Rebounding	0	0
20+ Point Games	0	0
30+ Point Games	0	0

CAREER STATS

YEAR	GP	GS	MIN	AVG	FG	FGA	PCT	3FG	3FGA	3PCT	FT	FTA	PCT	OFF	DEF	TOT	AVG	PF	FO	AST	A/G	TO	BLK	STL	PTS	AVG
2018-19	32	7	579	18.1	57	152	.375	19	66	.288	15	22	.682	6	39	45	1.4	52	1	61	1.9	41	1	14	148	4.6
2019-20	24	19	593	24.7	44	125	.352	20	66	.303	9	12	.750	11	52	63	2.6	33	0	30	1.3	27	3	23	117	4.9
TOTAL	56	26	1172	20.9	101	277	.365	39	132	.295	24	34	.706	17	91	108	1.9	85	1	91	1.6	68	4	37	265	4.7



2

CJ ELLEBY

6-6 | SOPHOMORE | FORWARD | SEATTLE, WASH.

2019-20 GAME-BY-GAME STATISTICS

DATE	OPPONENT	GS	MIN	FGM/A	%	3FG/A	%	FTM/A	%	OFF	DEF	TOT	AVG	PF	AST	T/O	BLK	STL	PTS	PPG
11/07/19	SEATTLE U	*	30	12-18	.667	3-8	.375	0-1	.000	2	5	7	7.0	1	0	0	0	3	27	27.0
11/12/19	AT SANTA CLARA	*	29	4-14	.286	1-7	.143	1-3	.333	0	2	2	4.5	5	1	5	0	1	10	18.5
11/17/19	IDAHO ST.	*	38	9-14	.643	2-4	.500	3-4	.750	3	5	8	5.7	1	1	2	0	7	23	20.0
11/21/19	OMAHA	*	37	7-19	.368	4-9	.444	9-10	.900	0	9	9	6.5	3	3	1	0	0	27	21.8
11/25/19	VS NEBRASKA	*	28	9-21	.429	2-7	.286	7-7	1.000	2	4	6	6.4	3	1	3	1	2	27	22.8
11/26/19	VS OLD DOMINION	*	31	6-16	.375	3-8	.375	6-8	.750	1	4	5	6.2	1	2	0	0	0	21	22.5
11/27/19	VS COLORADO ST.	*	36	7-19	.368	2-11	.182	0-0	.000	0	6	6	6.1	3	4	3	1	0	16	21.6
12/04/19	AT IDAHO	*	29	3-12	.250	0-6	.000	4-4	1.000	1	5	6	6.1	1	0	2	0	2	10	20.1
12/07/19	NEW MEXICO ST.	*	36	4-8	.500	2-6	.333	10-13	.769	0	7	7	6.2	2	3	0	0	2	20	20.1
12/15/19	UC RIVERSIDE	*	26	7-11	.636	1-2	.500	5-6	.833	2	4	6	6.2	4	1	4	1	3	20	20.1
12/19/19	FLORIDA A&M	*	34	10-15	.667	1-4	.250	4-5	.800	0	11	11	6.6	4	3	1	0	2	25	20.5
12/21/19	INCARNATE WORD	*	27	5-13	.385	1-3	.333	2-3	.667	1	6	7	6.7	1	1	2	1	1	13	19.9
12/29/19	ARK.-PINE BLUFF	*	34	8-18	.444	2-7	.286	4-4	1.000	2	5	7	6.7	4	2	1	3	1	22	20.1
01/02/20	USC	*	31	3-22	.136	1-8	.125	2-3	.667	5	5	10	6.9	5	1	1	0	1	9	19.3
01/04/20	UCLA	*	29	4-13	.308	2-4	.500	5-5	1.000	0	5	5	6.8	5	1	2	1	4	15	19.0
01/09/20	AT CALIFORNIA	*	38	6-17	.353	4-9	.444	6-8	.750	3	6	9	6.9	4	2	2	0	1	22	19.2
01/11/20	AT STANFORD	*	23	2-9	.222	2-5	.400	0-0	.000	0	3	3	6.7	4	2	5	0	0	6	18.4
01/16/20	OREGON	*	38	9-20	.450	4-7	.571	3-3	1.000	6	8	14	7.1	1	3	1	0	1	25	18.8
01/18/20	OREGON ST.	*	38	7-15	.467	2-7	.286	6-6	1.000	2	7	9	7.2	3	5	2	0	0	22	18.9
01/23/20	AT COLORADO	*	29	6-12	.500	2-4	.500	1-2	.500	1	4	5	7.1	4	0	2	2	2	15	18.8
01/25/20	AT UTAH	*	29	4-9	.444	3-6	.500	1-3	.333	0	7	7	7.1	5	1	4	0	0	12	18.4
01/29/20	ARIZONA ST.	*	37	8-19	.421	4-10	.400	7-11	.636	0	12	12	7.3	2	3	4	2	0	27	18.8
02/01/20	ARIZONA	*	30	2-12	.167	1-4	.250	2-2	1.000	0	4	4	7.2	4	1	2	1	1	7	18.3
02/09/20	WASHINGTON	*	37	9-16	.563	6-9	.667	10-10	1.000	0	10	10	7.3	3	2	1	3	1	34	19.0
TOTAL			**774**	**151-362**	**.417**	**55-155**	**.355**	**98-121**	**.810**	**31**	**144**	**175**	**7.3**	**73**	**43**	**50**	**16**	**35**	**455**	**19.0**

CAREER/SEASON HIGHS

Minutes
Career: 40 vs. Stanford, 1/19/19
Season: 38 (three times) vs Oregon, 1/16/20
Pac-12: 40 vs. Stanford, 1/19/19

Points
Career: 34 vs Washington, 2/9/20
Season: 34 vs Washington, 2/9/20
Pac-12: 34 vs Washington, 2/9/20

Field Goals Made
Career: 12 vs Seattle U, 11/7/19
Season: 12 vs Seattle U, 11/7/19
Pac-12: 9 (three times) vs Washington, 2/9/20

Field Goal Attempts
Career: 22 vs USC, 1/2/20
Season: 22 vs USC, 1/2/20
Pac-12: 22 vs USC, 1/2/20

3-Pt Field Goals Made
Career: 6 vs Washington, 2/9/20
Season: 6 vs Washington, 2/9/20
Pac-12: 6 vs Washington, 2/9/20

3-Pt Field Goal Attempts
Career: 11 vs Colorado St. (at Cayman Isl), 11/27/19
Season: 11 vs Colorado St. (at Cayman Isl), 11/27/19
Pac-12: 10 vs Arizona St. 1/29/20

Free Throws Made
Career: 10 (twice) vs Washington, 2/9/20
Season: 10 (twice) vs Washington, 2/9/20
Pac-12: 10 vs Washington, 2/9/20

Free Throws Attempted
Career: 13 vs NMSU, 12/7/19
Season: 13 vs NMSU, 12/7/19
Pac-12: 12 at Arizona, 2/9/19

Rebounds
Career: 14 vs Oregon, 1/16/20
Season: 14 vs Oregon, 1/16/20
Pac-12: 14 vs Oregon, 1/16/20

Assists
Career: 9 at Arizona State, 2/7/19
Season: 5 vs Oregon St., 1/18/20
Pac-12: 9 at Arizona State, 2/7/19

Blocks
Career: 3 (three times) vs Washington, 2/9/20
Season: 3 (twice) vs Washington, 2/9/20
Pac-12: 3 vs Washington, 2/9/20

Steals
Career: 7 vs Idaho State, 11/17/19
Season: 7 vs Idaho State, 11/17/19
Pac-12: 4 vs UCLA, 1/4/20

Most Recent Occurrences Noted

MISC. STATS

Category	Season	Career
Double-Figure Scoring	21	46
Double-Figure Rebounding	5	12
Double-Doubles	4	9
Triple-Doubles	0	0
Led WSU in Scoring	15	27
Led WSU in Rebounding	12	27
20+ Point Games	14	22
30+ Point Games	1	1

CAREER STATS

YEAR	GP	GS	MIN	AVG	FG	FGA	PCT	3FG	3FGA	3PCT	FT	FTA	PCT	OFF	DEF	TOT	AVG	PF	FO	AST	A/G	TO	BLK	STL	PTS	AVG
2018-19	32	28	987	30.8	168	385	.436	53	128	.414	82	124	.661	51	176	227	7.1	82	2	96	3.0	96	18	33	471	14.7
2019-20	24	24	774	32.3	151	362	.417	55	155	.355	98	121	.810	31	144	175	7.3	73	4	43	1.8	50	16	35	455	19.0
TOTAL	56	52	1761	31.4	319	747	.427	108	283	.382	180	245	.735	82	320	402	7.2	155	6	139	2.5	146	34	68	926	16.5



3

DARON**HENSON**

6-7 | JUNIOR | FORWARD | PASADENA, CALIF.

2019-20 GAME-BY-GAME STATISTICS

DATE	OPPONENT	GS	MIN	FGM/A	%	3FG/A	%	FTM/A	%	OFF	DEF	TOT	AVG	PF	AST	T/O	BLK	STL	PTS	PPG
11/07/19	SEATTLE U		2	1-2	.500	0-1	.000	0-0	.000	0	0	0	0.0	0	0	0	0	0	2	2.0
11/12/19	AT SANTA CLARA									DNP										
11/17/19	IDAHO STATE									DNP										
11/22/19	OMAHA									DNP										
11/25/19	VS NEBRASKA									DNP										
11/26/19	VS OLD DOMINION									DNP										
11/27/19	VS COLORADO ST.									DNP										
12/04/19	AT IDAHO									DNP										
12/07/19	NEW MEXICO ST.									DNP										
12/15/19	UC RIVERSIDE									DNP										
12/19/19	FLORIDA A&M									DNP										
12/21/19	INCARNATE WORD									DNP										
12/29/19	ARK.-PINE BLUFF									DNP										
01/02/20	USC									DNP										
01/04/20	UCLA									DNP										
01/09/20	AT CALIFORNIA									DNP										
01/11/20	AT STANFORD		19	4-7	.571	4-6	.667	0-2	.000	1	1	2	1.0	0	0	3	0	0	12	7.0
01/16/20	OREGON									DNP										
01/18/20	OREGON ST.									DNP										
01/23/20	AT COLORADO		17	5-9	.556	3-5	.600	0-0	.000	1	1	2	1.3	1	0	0	0	0	13	9.0
01/25/20	AT UTAH		11	1-2	.500	1-2	.500	0-0	.000	1	0	1	1.3	1	0	0	0	0	3	7.5
01/29/20	ARIZONA ST.									DNP										
02/01/20	ARIZONA		2	1-2	.500	1-2	.500	0-0	.000	0	0	0	1.0	0	0	0	0	0	3	6.6
02/09/20	WASHINGTON		3	1-2	.500	1-1	1.000	0-0	.000	0	0	0	0.8	1	0	0	0	0	3	6.0
TOTAL			**54**	**13-24**	**.542**	**10-17**	**.588**	**0-2**	**.000**	**3**	**2**	**5**	**0.8**	**3**	**0**	**3**	**0**	**0**	**36**	**6.0**

CAREER/SEASON HIGHS

Minutes	
Career	19 at Stanford, 1/11/20
Season	19 at Stanford, 1/11/20
Pac-12	19 at Stanford, 1/11/20
Points	
Career	13 at Colorado, 1/23/20
Season	13 at Colorado, 1/23/20
Pac-12	13 at Colorado, 1/23/20
Field Goals Made	
Career	5 at Colorado, 1/23/20
Season	5 at Colorado, 1/23/20
Pac-12	5 at Colorado, 1/23/20
Field Goal Attempts	
Career	9 at Colorado, 1/23/20
Season	9 at Colorado, 1/23/20
Pac-12	9 at Colorado, 1/23/20
3-Pt Field Goals Made	
Career	4 at Stanford, 1/11/20
Season	4 at Stanford, 1/11/20
Pac-12	4 at Stanford, 1/11/20
3-Pt Field Goal Attempts	
Career	6 at Stanford, 1/11/20
Season	6 at Stanford, 1/11/20
Pac-12	6 at Stanford, 1/11/20
Free Throws Made	
Career	-
Season	-
Pac-12	-
Free Throws Attempted	
Career	2 at Stanford, 1/11/20
Season	2 at Stanford, 1/11/20
Pac-12	2 at Stanford, 1/11/20
Rebounds	
Career	2 (twice) at Colorado, 1/23/20
Season	2 (twice) at Colorado, 1/23/20
Pac-12	2 (twice) at Colorado, 1/23/20
Assists	
Career	-
Season	-
Pac-12	-
Blocks	
Career	-
Season	-
Pac-12	-
Steals	
Career	-
Season	-
Pac-12	-

Most Recent Occurrences Noted

MISC. STATS

Category	Season	Career
Double-Figure Scoring	2	2
Double-Figure Rebounding	0	0
Double-Doubles	0	0
Triple-Doubles	0	0
Led WSU in Scoring	0	0
Led WSU in Rebounding	0	0
20+ Point Games	0	0
30+ Point Games	0	0

CAREER STATS

YEAR	GP	GS	MIN	AVG	FG	FGA	PCT	3FG	3FGA	3PCT	FT	FTA	PCT	OFF	DEF	TOT	AVG	PF	FO	AST	A/G	TO	BLK	STL	PTS	AVG
2019-20	6	0	54	9.0	13	24	.542	10	17	.588	0	2	.000	3	2	5	0.8	3	0	0	0.0	3	0	0	36	6.0
TOTAL	6	0	54	9.0	13	24	.542	10	17	.588	0	2	.000	3	2	5	0.8	3	0	0	0.0	3	0	0	36	6.0



4

ALJAŽ**KUNC**

6-8 | SOPHOMORE | FORWARD | LJUBLJANA, SLOVENIA

2019-20 GAME-BY-GAME STATISTICS

DATE	OPPONENT	GS	MIN	FGM/A	%	3FG/A	%	FTM/A	%	OFF	DEF	TOT	AVG	PF	AST	T/O	BLK	STL	PTS	PPG
11/07/19	SEATTLE U	*	16	2-6	.333	1-3	.333	0-0	.000	1	2	3	3.0	2	0	0	1	0	5	5.0
11/12/19	AT SANTA CLARA	*	34	3-7	.429	2-5	.400	0-0	.000	1	6	7	5.0	2	0	0	1	2	8	6.5
11/17/19	IDAHO ST.	*	25	2-6	.333	0-1	.000	2-2	1.000	2	3	5	5.0	1	1	1	1	0	6	6.3
11/21/19	OMAHA	*	21	3-7	.429	2-4	.500	5-7	.714	3	4	7	5.5	1	0	0	1	0	13	8.0
11/25/19	VS NEBRASKA	*	28	1-5	.200	0-3	.000	0-0	.000	2	4	6	5.6	3	1	0	1	1	2	6.8
11/26/19	VS OLD DOMINION	*	16	1-5	.200	0-3	.000	0-0	.000	1	3	4	5.3	1	0	1	1	0	2	6.0
11/27/19	VS COLORADO ST.	*	26	2-7	.286	1-4	.250	2-2	1.000	3	3	6	5.4	3	0	1	0	0	7	6.1
12/04/19	AT IDAHO	*	21	3-10	.300	2-6	.333	0-0	.000	1	4	5	5.4	2	1	1	0	0	8	6.4
12/07/19	NEW MEXICO ST.	*	17	2-5	.400	2-4	.500	0-0	.000	1	1	2	5.0	2	0	0	1	2	6	6.3
12/15/19	UC RIVERSIDE	*	25	5-6	.833	2-3	.667	1-2	.500	2	0	2	4.7	2	2	1	0	1	13	7.0
12/19/19	FLORIDA A&M	*	16	4-6	.667	0-2	.000	0-0	.000	1	0	1	4.4	2	0	0	0	0	8	7.1
12/21/19	INCARNATE WORD	*	30	4-12	.333	3-6	.500	2-2	1.000	3	5	8	4.7	0	2	2	1	0	13	7.6
12/29/19	ARK.-PINE BLUFF	*	20	1-5	.200	0-2	.000	0-0	.000	1	4	5	4.7	0	1	1	0	0	2	7.2
01/02/20	USC	*	26	1-6	.167	0-3	.000	0-0	.000	1	2	3	4.6	2	0	0	0	0	2	6.8
01/04/20	UCLA	*	20	2-4	.500	2-4	.500	6-9	.667	1	3	4	4.5	3	0	0	0	0	12	7.1
01/09/20	AT CALIFORNIA	*	19	1-4	.250	1-3	.333	1-2	.500	0	2	2	4.4	2	1	0	0	0	4	6.9
01/11/20	AT STANFORD	*	12	1-7	.143	0-3	.000	0-1	.000	1	1	2	4.2	3	0	1	1	2	2	6.6
01/16/20	OREGON		13	2-3	.667	2-3	.667	0-0	.000	0	1	1	4.1	1	0	1	2	0	6	6.6
01/18/20	OREGON ST.		7	0-0	.000	0-0	.000	0-0	.000	0	1	1	3.9	2	0	1	0	0	0	6.3
01/23/20	AT COLORADO		14	1-3	.333	0-1	.000	0-0	.000	0	1	1	3.8	1	1	0	0	2	2	6.1
01/25/20	AT UTAH	*	33	2-7	.286	1-5	.200	0-0	.000	0	4	4	3.8	1	1	1	1	2	5	6.0
01/29/20	ARIZONA ST.		3	0-0	.000	0-0	.000	0-0	.000	1	0	1	3.6	0	0	0	0	0	0	5.7
02/01/20	ARIZONA		13	0-1	.000	0-1	.000	1-2	.500	0	3	3	3.6	0	0	0	0	0	1	5.5
02/09/20	WASHINGTON									DNP										
TOTAL			**455**	**43-122**	**.352**	**21-69**	**.304**	**20-29**	**.690**	**26**	**57**	**83**	**3.6**	**36**	**11**	**12**	**12**	**12**	**127**	**5.5**

CAREER/SEASON HIGHS

Minutes
Career: 34 at Santa Clara, 11/12/19
Season: 34 at Santa Clara, 11/12/19
Pac-12: 33 at Utah, 1/25/20

Points
Career: 14 vs. USC, 2/2/19
Season: 13 (three times) vs Incarnate Word, 12/21/19
Pac-12: 14 vs. USC, 2/2/19

Field Goals Made
Career: 5 vs UCR, 12/15/19
Season: 5 vs UCR, 12/15/19
Pac-12: 4 vs. USC, 2/2/19

Field Goal Attempts
Career: 12 vs Incarnate Word, 12/21/19
Season: 12 vs Incarnate Word, 12/21/19
Pac-12: 7 (twice) at Utah, 1/25/20

3-Pt Field Goals Made
Career: 3 vs Incarnate Word, 12/21/19
Season: 3 vs Incarnate Word, 12/21/19
Pac-12: 2 (five times) vs Oregon, 1/16/20

3-Pt Field Goal Attempts
Career: 6 (twice) vs Incarnate Word, 12/21/19
Season: 6 (twice) vs Incarnate Word, 12/21/19
Pac-12: 5 at Utah, 1/25/20

Free Throws Made
Career: 6 vs UCLA, 1/4/20
Season: 6 vs UCLA, 1/4/20
Pac-12: 6 vs UCLA, 1/4/20

Free Throws Attempted
Career: 9 vs UCLA, 1/4/20
Season: 9 vs UCLA, 1/4/20
Pac-12: 9 vs UCLA, 1/4/20

Rebounds
Career: 8 vs Incarnate Word, 12/21/19
Season: 8 vs Incarnate Word, 12/21/19
Pac-12: 5 vs. Washington, 2/16/19

Assists
Career: 2 (three times) vs Incarnate Word, 12/21/19
Season: 2 (twice) vs Incarnate Word, 12/21/19
Pac-12: 2 vs. USC, 2/2/19

Blocks
Career: 2 vs Oregon, 1/16/20
Season: 2 vs Oregon, 1/16/20
Pac-12: 2 vs Oregon, 1/16/20

Steals
Career: 2 (six times) at Utah, 1/25/20
Season: 2 (five times) at Utah, 1/25/20
Pac-12: 2 (three times) at Utah, 1/25/20

Most Recent Occurrences Noted

MISC. STATS

Category	Season	Career
Double-Figure Scoring	4	5
Double-Figure Rebounding	0	0
Double-Doubles	0	0
Triple-Doubles	0	0
Led WSU in Scoring	0	0
Led WSU in Rebounding	2	2
20+ Point Games	0	0
30+ Point Games	0	0

CAREER STATS

YEAR	GP	GS	MIN	AVG	FG	FGA	PCT	3FG	3FGA	3PCT	FT	FTA	PCT	OFF	DEF	TOT	AVG	PF	FO	AST	A/G	TO	BLK	STL	PTS	AVG
2018-19	31	1	363	11.7	30	67	.448	12	34	.353	10	13	.769	10	45	55	1.8	48	1	13	0.4	23	8	13	82	2.6
2019-20	23	18	455	19.8	43	122	.352	21	69	.304	20	29	.690	26	57	83	3.6	36	0	11	0.5	12	12	12	127	5.5
TOTAL	54	19	818	15.1	73	189	.386	33	103	.320	30	42	.714	36	102	138	2.6	84	1	24	0.4	35	20	25	209	3.9



5

MARVIN**CANNON**

6-5 | JUNIOR | GUARD | RICHMOND, VIR.

2019-20 GAME-BY-GAME STATISTICS

DATE	OPPONENT	GS	MIN	FGM/A	%	3FG/A	%	FTM/A	%	OFF	DEF	TOT	AVG	PF	AST	T/O	BLK	STL	PTS	PPG
11/07/19	SEATTLE U		10	1-5	.200	0-3	.000	0-0	.000	2	1	3	3.0	1	0	1	0	0	2	2.0
11/12/19	AT SANTA CLARA		7	1-3	.333	0-1	.000	1-2	.500	1	1	2	2.5	1	0	0	0	0	3	2.5
11/17/19	IDAHO ST.		5	0-2	.000	0-1	.000	0-0	.000	0	0	0	1.7	0	1	0	0	0	0	1.7
11/21/19	OMAHA		17	0-3	.000	0-1	.000	0-0	.000	1	0	1	1.5	2	0	1	0	0	0	1.3
11/25/19	VS NEBRASKA		8	1-1	1.000	0-0	.000	0-0	.000	0	0	0	1.2	0	0	0	0	0	2	1.4
11/26/19	VS OLD DOMINION		30	5-9	.556	2-4	.500	2-2	1.000	2	5	7	2.2	1	2	0	2	1	14	3.5
11/27/19	VS COLORADO ST.		15	1-5	.200	0-3	.000	0-0	.000	0	0	0	1.9	2	1	0	0	0	2	3.3
12/04/19	AT IDAHO		11	1-4	.250	1-4	.250	0-0	.000	0	1	1	1.8	2	0	1	0	0	3	3.3
12/07/19	NEW MEXICO ST.		16	1-3	.333	1-2	.500	4-4	1.000	0	2	2	1.8	2	0	0	1	1	7	3.7
12/15/19	UC RIVERSIDE		18	1-3	.333	1-1	1.000	2-2	1.000	0	3	3	1.9	0	0	0	0	0	5	3.8
12/19/19	FLORIDA A&M		22	3-4	.750	1-2	.500	4-4	1.000	3	5	8	2.5	1	1	0	1	0	11	4.5
12/21/19	INCARNATE WORD		27	3-4	.750	0-0	.000	2-3	.667	1	3	4	2.6	0	2	1	0	0	8	4.8
12/29/19	ARK.-PINE BLUFF									DNP										
01/02/20	USC									DNP										
01/04/20	UCLA									DNP										
01/09/20	AT CALIFORNIA									DNP										
01/11/20	AT STANFORD									DNP										
01/16/20	OREGON									DNP										
01/18/20	OREGON ST.									DNP										
01/23/20	AT COLORADO									DNP										
01/25/20	AT UTAH									DNP										
01/29/20	ARIZONA ST.									DNP										
02/01/20	ARIZONA		10	1-2	.500	0-0	.000	1-3	.333	1	4	5	2.8	1	0	0	0	0	3	4.6
02/09/20	WASHINGTON		3	0-0	.000	0-0	.000	0-0	.000	1	0	1	2.6	0	0	1	0	0	0	4.3
TOTAL			**199**	**19-48**	**.396**	**6-22**	**.273**	**16-20**	**.800**	**12**	**25**	**37**	**2.6**	**13**	**7**	**5**	**4**	**2**	**60**	**4.3**

CAREER/SEASON HIGHS

Minutes
Career: 37 vs. Washington, 2/16/19
Season: 30 vs ODU (at Cayman Isl), 11/26/19
Pac-12: 37 vs. Washington, 2/16/19

Points
Career: 25 vs. Washington, 2/16/19
Season: 14 vs ODU (at Cayman Isl), 11/26/19
Pac-12: 25 vs. Washington, 2/16/19

Field Goals Made
Career: 8 vs. Washington, 2/16/19
Season: 5 vs ODU (at Cayman Isl), 11/26/19
Pac-12: 8 vs. Washington, 2/16/19

Field Goal Attempts
Career: 15 vs. Washington, 2/16/19
Season: 9 vs ODU (at Cayman Isl), 11/26/19
Pac-12: 15 vs. Washington, 2/16/19

3-Pt Field Goals Made
Career: 3 vs. Washington, 2/16/19
Season: 2 vs ODU (at Cayman Isl), 11/26/19
Pac-12: 3 vs. Washington, 2/16/19

3-Pt Field Goal Attempts
Career: 5 vs. Washington, 2/16/19
Season: 4 (twice) at Idaho, 12/3/19
Pac-12: 5 vs. Washington, 2/16/19

Free Throws Made
Career: 15 vs. Rider, 12/17/18
Season: 4 (twice) vs Florida A&M, 12/19/19
Pac-12: 7 at Arizona State, 2/7/19

Free Throws Attempted
Career: 16 vs. Rider, 12/17/18
Season: 4 (twice) vs Florida A&M, 12/19/19
Pac-12: 8 at Arizona State, 2/7/19

Rebounds
Career: 8 (twice) vs Florida A&M, 12/19/19
Season: 8 vs Florida A&M, 12/19/19
Pac-12: 8 vs. Washington, 2/16/19

Assists
Career: 3 (twice) vs. California, 1/17/19
Season: 2 vs ODU (at Cayman Isl), 11/26/19
Pac-12: 3 vs. California, 1/17/19

Blocks
Career: 3 (twice) at California, 3/2/19
Season: 2 vs Incarnate Word, 12/21/19
Pac-12: 3 (twice) at California, 3/2/19

Steals
Career: 2 (four times) vs. Washington, 2/16/19
Season: 1 (twice) vs NMSU, 12/7/19
Pac-12: 2 (four times) vs. Washington, 2/16/19

Most Recent Occurrences Noted

MISC. STATS

Category	Season	Career
Double-Figure Scoring	2	14
Double-Figure Rebounding	0	0
Double-Doubles	0	0
Triple-Doubles	0	0
Led WSU in Scoring	0	4
Led WSU in Rebounding	1	4
20+ Point Games	0	2
30+Point Games	0	0

CAREER STATS

YEAR	GP	GS	MIN	AVG	FG	FGA	PCT	3FG	3FGA	3PCT	FT	FTA	PCT	OFF	DEF	TOT	AVG	PF	FO	AST	A/G	TO	BLK	STL	PTS	AVG
2018-19	32	21	688	21.5	72	165	.436	18	54	.333	92	109	.844	35	73	108	3.4	51	0	19	0.6	39	23	17	254	7.9
2019-20	14	0	199	14.2	19	48	.396	6	22	.273	16	20	.800	12	25	37	2.6	13	0	7	0.5	5	4	2	60	4.3
TOTAL	46	21	887	19.3	91	213	.427	24	76	.316	108	129	.837	47	98	145	3.2	64	0	26	0.6	44	27	19	314	6.8



10

ISAAC**BONTON**

6-3 | JUNIOR | GUARD | PORTLAND, ORE.

2019-20 GAME-BY-GAME STATISTICS

DATE	OPPONENT	GS	MIN	FGM/A	%	3FG/A	%	FTM/A	%	OFF	DEF	TOT	AVG	PF	AST	T/O	BLK	STL	PTS	PPG
11/07/19	SEATTLE U	*	30	5-14	.357	0-3	.000	2-4	.500	1	7	8	8.0	1	4	0	1	1	12	12.0
11/12/19	AT SANTA CLARA	*	33	7-20	.350	0-5	.000	5-7	.714	0	1	1	4.5	1	4	1	0	1	19	15.5
11/17/19	IDAHO ST.	*	35	5-15	.333	1-7	.143	4-6	.667	0	2	2	3.7	3	4	2	1	0	15	15.3
11/21/19	OMAHA	*	37	7-20	.350	4-13	.308	0-0	.000	1	6	7	4.5	2	6	1	0	1	18	16.0
11/25/19	VS NEBRASKA	*	30	6-19	.316	3-9	.333	2-3	.667	0	7	7	5.0	2	0	4	0	2	17	16.2
11/26/19	VS OLD DOMINION	*	31	3-12	.250	1-4	.250	2-2	1.000	0	2	2	4.5	1	2	1	0	3	9	15.0
11/27/19	VS COLORADO ST.	*	37	3-16	.188	2-7	.286	3-4	.750	1	4	5	4.6	2	1	3	0	1	11	14.4
12/04/19	AT IDAHO									DNP										
12/07/19	NEW MEXICO ST.		16	1-5	.200	1-3	.333	0-0	.000	0	1	1	4.1	2	1	1	0	0	3	13.0
12/15/19	UC RIVERSIDE	*	29	5-15	.333	2-5	.400	0-0	.000	0	1	1	3.8	3	3	2	0	2	12	12.9
12/19/19	FLORIDA A&M	*	19	1-10	.100	1-5	.200	2-2	1.000	1	0	1	3.5	5	2	4	0	0	5	12.1
12/21/19	INCARNATE WORD	*	31	7-16	.438	2-4	.500	3-4	.750	7	5	12	4.3	1	6	5	1	0	19	12.7
12/29/19	ARK.-PINE BLUFF	*	35	5-13	.385	4-8	.500	2-2	1.000	0	5	5	4.3	3	3	5	0	1	16	13.0
01/02/20	USC	*	32	7-26	.269	4-12	.333	0-1	.000	1	2	3	4.2	1	2	0	0	1	18	13.4
01/04/20	UCLA	*	39	7-14	.500	0-4	.000	3-4	.750	0	5	5	4.3	1	5	3	1	0	17	13.6
01/09/20	AT CALIFORNIA	*	26	3-6	.500	2-3	.667	2-2	1.000	0	2	2	4.1	4	4	2	0	0	10	13.4
01/11/20	AT STANFORD	*	30	4-11	.364	3-7	.429	4-5	.800	0	3	3	4.1	0	4	2	0	0	15	13.5
01/16/20	OREGON	*	35	4-10	.400	1-3	.333	3-5	.600	1	1	2	3.9	2	6	6	1	2	12	13.4
01/18/20	OREGON ST.	*	39	8-13	.615	4-7	.571	14-14	1.000	1	7	8	4.2	2	8	2	1	2	34	14.6
01/23/20	AT COLORADO	*	33	4-16	.250	2-3	.667	0-0	.000	0	3	3	4.1	2	7	5	0	1	10	14.3
01/25/20	AT UTAH	*	38	9-17	.529	2-4	.500	1-2	.500	0	1	1	4.0	3	4	3	0	2	21	14.7
01/29/20	ARIZONA ST.	*	36	4-14	.286	2-5	.400	2-2	1.000	1	5	6	4.0	3	7	5	0	4	12	14.5
02/01/20	ARIZONA	*	30	7-16	.438	1-5	.200	0-0	.000	0	0	0	3.9	3	4	5	0	0	15	14.5
02/09/20	WASHINGTON	*	35	3-13	.231	0-5	.000	6-6	1.000	0	3	3	3.8	3	4	7	0	2	12	14.4
TOTAL			**736**	**115-331**	**.347**	**42-131**	**.321**	**60-75**	**.800**	**15**	**73**	**88**	**3.8**	**50**	**91**	**69**	**6**	**26**	**332**	**14.4**

CAREER/SEASON HIGHS

Minutes
Career: 39 (twice) vs Oregon St., 1/18/20
Season: 39 (twice) vs Oregon St., 1/18/20
Pac-12: 39 (twice) vs Oregon St., 1/18/20

Points
Career: 34 vs Oregon St., 1/18/20
Season: 34 vs Oregon St., 1/18/20
Pac-12: 34 vs Oregon St., 1/18/20

Field Goals Made
Career: 9 at Utah, 1/25/20
Season: 9 at Utah, 1/25/20
Pac-12: 9 at Utah, 1/25/20

Field Goal Attempts
Career: 26 vs USC, 1/2/20
Season: 26 vs USC, 1/2/20
Pac-12: 26 vs USC, 1/2/20

3-Pt Field Goals Made
Career: 4 (four times) vs Oregon St., 1/18/20
Season: 4 (four times) vs Oregon St., 1/18/20
Pac-12: 4 (twice) vs Oregon St., 1/18/20

3-Pt Field Goal Attempts
Career: 13 vs Omaha, 11/21/19
Season: 13 vs Omaha, 11/21/19
Pac-12: 12 vs USC, 1/2/20

Free Throws Made
Career: 14 vs Oregon St., 1/18/20
Season: 14 vs Oregon St., 1/18/20
Pac-12: 14 vs Oregon St., 1/18/20

Free Throws Attempted
Career: 14 vs Oregon St., 1/18/20
Season: 14 vs Oregon St., 1/18/20
Pac-12: 14 vs Oregon St., 1/18/20

Rebounds
Career: 12 vs Incarnate Word, 12/21/19
Season: 12 vs Incarnate Word, 12/21/19
Pac-12: 8 vs Oregon St., 1/18/20

Assists
Career: 8 vs Oregon St., 1/18/20
Season: 8 vs Oregon St., 1/18/20
Pac-12: 8 vs Oregon St., 1/18/20

Blocks
Career: 1 (six times) vs Oregon St., 1/18/20
Season: 1 (six times) vs Oregon St., 1/18/20
Pac-12: 1 (three times) vs Oregon St., 1/18/20

Steals
Career: 4 vs Arizona St. 1/29/20
Season: 4 vs Arizona St. 1/29/20
Pac-12: 4 vs Arizona St. 1/29/20

Most Recent Occurrences Noted

MISC. STATS

Category	Season	Career
Double-Figure Scoring	20	20
Double-Figure Rebounding	1	1
Double-Doubles	1	1
Triple-Doubles	0	0
Led WSU in Scoring	8	8
Led WSU in Rebounding	1	1
20+ Point Games	2	2
30+ Point Games	1	1

CAREER STATS

YEAR	GP	GS	MIN	AVG	FG	FGA	PCT	3FG	3FGA	3PCT	FT	FTA	PCT	OFF	DEF	TOT	AVG	PF	FO	AST	A/G	TO	BLK	STL	PTS	AVG
2019-20	23	22	736	32.0	115	331	.347	42	131	.321	60	75	.800	15	73	88	3.8	50	1	91	4.0	69	6	26	332	14.4
TOTAL	23	22	736	32.0	115	331	.347	42	131	.321	60	75	.800	15	73	88	3.8	50	1	91	4.0	69	6	26	332	14.4



11

DJ RODMAN

6-6 | FRESHMAN | FORWARD | NEWPORT BEACH, CALIF.

2019-20 GAME-BY-GAME STATISTICS

DATE	OPPONENT	GS	MIN	FGM/A	%	3FG/A	%	FTM/A	%	OFF	DEF	TOT	AVG	PF	AST	T/O	BLK	STL	PTS	PPG
11/07/19	SEATTLE U		9	2-3	.667	1-1	1.000	0-0	.000	2	0	2	2.0	3	0	0	0	1	5	5.0
11/12/19	AT SANTA CLARA		12	1-3	.333	1-3	.333	0-0	.000	2	0	2	2.0	1	0	0	0	1	3	4.0
11/17/19	IDAHO ST.		9	0-2	.000	0-1	.000	0-0	.000	0	0	0	1.3	3	0	0	0	0	0	2.7
11/21/19	OMAHA		3	0-0	.000	0-0	.000	0-0	.000	0	0	0	1.0	0	0	0	0	0	0	2.0
11/25/19	VS NEBRASKA		11	0-0	.000	0-0	.000	0-0	.000	0	1	1	1.0	0	2	1	0	0	0	1.6
11/26/19	VS OLD DOMINION									DNP										
11/27/19	VS COLORADO ST.									DNP										
12/04/19	AT IDAHO		6	0-0	.000	0-0	.000	0-0	.000	0	0	0	0.8	1	0	0	0	0	0	1.3
12/07/19	NEW MEXICO ST.									DNP										
12/15/19	UC RIVERSIDE									DNP										
12/19/19	FLORIDA A&M									DNP										
12/21/19	INCARNATE WORD		2	0-0	.000	0-0	.000	0-0	.000	1	1	2	1.0	0	0	0	0	0	0	1.1
12/29/19	ARK.-PINE BLUFF		11	1-4	.250	0-2	.000	1-1	1.000	3	1	4	1.4	2	1	0	0	0	3	1.4
01/02/20	USC		19	1-3	.333	1-1	1.000	0-0	.000	1	1	2	1.4	2	0	1	0	0	3	1.6
01/04/20	UCLA		5	0-1	.000	0-1	.000	0-0	.000	0	0	0	1.3	0	0	0	0	0	0	1.4
01/09/20	AT CALIFORNIA		9	0-3	.000	0-3	.000	0-1	.000	1	2	3	1.5	0	0	0	0	0	0	1.3
01/11/20	AT STANFORD		6	0-0	.000	0-0	.000	0-0	.000	0	1	1	1.4	0	0	0	0	0	0	1.2
01/16/20	OREGON		23	2-4	.500	2-4	.500	2-3	.667	0	5	5	1.7	0	1	1	0	0	8	1.7
01/18/20	OREGON ST.		30	2-7	.286	2-4	.500	0-0	.000	1	3	4	1.9	2	0	0	0	2	6	2.0
01/23/20	AT COLORADO		13	0-1	.000	0-0	.000	0-0	.000	1	1	2	1.9	0	0	0	0	1	0	1.9
01/25/20	AT UTAH		18	1-3	.333	0-2	.000	0-0	.000	1	0	1	1.8	0	1	0	0	0	2	1.9
01/29/20	ARIZONA ST.		15	2-3	.667	2-3	.667	0-0	.000	0	0	0	1.7	1	0	1	0	0	6	2.1
02/01/20	ARIZONA		18	0-3	.000	0-2	.000	0-0	.000	0	3	3	1.8	1	0	0	0	0	0	2.0
02/09/20	WASHINGTON		24	1-6	.167	0-3	.000	0-0	.000	3	4	7	2.1	1	2	0	0	0	2	2.0
TOTAL			**243**	**13-46**	**.283**	**9-30**	**.300**	**3-5**	**.600**	**16**	**23**	**39**	**2.1**	**17**	**7**	**4**	**0**	**5**	**38**	**2.0**

CAREER/SEASON HIGHS

Minutes
Career: 30 vs Oregon St., 1/18/20
Season: 30 vs Oregon St., 1/18/20
Pac-12: 30 vs Oregon St., 1/18/20

Points
Career: 8 vs Oregon, 1/16/20
Season: 8 vs Oregon, 1/16/20
Pac-12: 8 vs Oregon, 1/16/20

Field Goals Made
Career: 2 (four times) vs Arizona St. 1/29/20
Season: 2 (four times) vs Arizona St. 1/29/20
Pac-12: 2 (three times) vs Arizona St. 1/29/20

Field Goal Attempts
Career: 7 vs Oregon St., 1/18/20
Season: 7 vs Oregon St., 1/18/20
Pac-12: 7 vs Oregon St., 1/18/20

3-Pt Field Goals Made
Career: 2 (three times) vs Arizona St. 1/29/20
Season: 2 (three times) vs Arizona St. 1/29/20
Pac-12: 2 (three times) vs Arizona St. 1/29/20

3-Pt Field Goal Attempts
Career: 4 (twice) vs Oregon St., 1/18/20
Season: 4 (twice) vs Oregon St., 1/18/20
Pac-12: 4 (twice) vs Oregon St., 1/18/20

Free Throws Made
Career: 2 vs Oregon, 1/16/20
Season: 2 vs Oregon, 1/16/20
Pac-12: 2 vs Oregon, 1/16/20

Free Throws Attempted
Career: 3 vs Oregon, 1/16/20
Season: 3 vs Oregon, 1/16/20
Pac-12: 3 vs Oregon, 1/16/20

Rebounds
Career: 7 vs Washington, 2/9/20
Season: 7 vs Washington, 2/9/20
Pac-12: 7 vs Washington, 2/9/20

Assists
Career: 2 (twice) vs Washington, 2/9/20
Season: 2 (twice) vs Washington, 2/9/20
Pac-12: 2 vs Washington, 2/9/20

Blocks
Career: -
Season: -
Pac-12: -

Steals
Career: 2 vs Oregon St., 1/18/20
Season: 2 vs Oregon St., 1/18/20
Pac-12: 2 vs Oregon St., 1/18/20

Most Recent Occurrences Noted

MISC. STATS

Category	Season	Career
Double-Figure Scoring	0	0
Double-Figure Rebounding	0	0
Double-Doubles	0	0
Triple-Doubles	0	0
Led WSU in Scoring	0	0
Led WSU in Rebounding	0	0
20+ Point Games	0	0
30+ Point Games	0	0

CAREER STATS

YEAR	GP	GS	MIN	AVG	FG	FGA	PCT	3FG	3FGA	3PCT	FT	FTA	PCT	OFF	DEF	TOT	AVG	PF	FO	AST	A/G	TO	BLK	STL	PTS	AVG
2019-20	19	0	243	12.8	13	46	.283	9	30	.300	3	5	.600	16	23	39	2.1	17	0	7	0.4	4	0	5	38	2.0
TOTAL	19	0	243	12.8	13	46	.283	9	30	.300	3	5	.600	16	23	39	2.1	17	0	7	0.4	4	0	5	38	2.0



13

JEFF**POLLARD**

6-9 | SENIOR | FORWARD | BOUNTIFUL, UTAH

2019-20 GAME-BY-GAME STATISTICS

DATE	OPPONENT	GS	MIN	FGM/A	%	3FG/A	%	FTM/A	%	OFF	DEF	TOT	AVG	PF	AST	T/O	BLK	STL	PTS	PPG
11/07/19	SEATTLE U	*	20	3-9	.333	1-5	.200	0-0	.000	3	4	7	7.0	1	2	0	1	0	7	7.0
11/12/19	AT SANTA CLARA	*	26	2-4	.500	1-3	.333	2-2	1.000	1	5	6	6.5	1	1	1	0	0	7	7.0
11/17/19	IDAHO ST.	*	29	4-9	.444	0-2	.000	3-3	1.000	4	2	6	6.3	2	0	0	1	0	11	8.3
11/21/19	OMAHA	*	31	4-8	.500	2-3	.667	2-2	1.000	0	4	4	5.8	1	0	1	0	0	12	9.3
11/25/19	VS NEBRASKA	*	16	2-2	1.000	0-0	.000	0-0	.000	1	0	1	4.8	2	0	0	1	0	4	8.2
11/26/19	VS OLD DOMINION	*	18	4-9	.444	1-2	.500	1-2	.500	1	2	3	4.5	2	0	1	0	0	10	8.5
11/27/19	VS COLORADO ST.	*	21	6-7	.857	3-4	.750	1-2	.500	0	1	1	4.0	4	2	0	0	1	16	9.6
12/04/19	AT IDAHO	*	14	2-4	.500	0-0	.000	2-2	1.000	1	5	6	4.3	3	0	2	1	1	6	9.1
12/07/19	NEW MEXICO ST.	*	30	4-10	.400	0-1	.000	1-3	.333	3	7	10	4.9	2	2	1	0	1	9	9.1
12/15/19	UC RIVERSIDE	*	31	4-12	.333	1-7	.143	7-7	1.000	3	4	7	5.1	2	1	0	1	0	16	9.8
12/19/19	FLORIDA A&M	*	26	6-9	.667	0-1	.000	0-1	.000	2	3	5	5.1	2	0	0	0	1	12	10.0
12/21/19	INCARNATE WORD	*	22	5-6	.833	1-2	.500	0-0	.000	4	2	6	5.2	3	1	0	0	0	11	10.1
12/29/19	ARK.-PINE BLUFF	*	27	4-6	.667	0-2	.000	3-5	.600	1	1	2	4.9	0	0	0	0	0	11	10.2
01/02/20	USC	*	7	1-2	.500	0-1	.000	0-0	.000	0	0	0	4.6	0	0	0	0	0	2	9.6
01/04/20	UCLA	*	40	3-7	.429	0-1	.000	3-3	1.000	0	3	3	4.5	3	2	1	1	1	9	9.5
01/09/20	AT CALIFORNIA	*	32	3-6	.500	0-2	.000	5-7	.714	2	1	3	4.4	3	1	2	0	1	11	9.6
01/11/20	AT STANFORD	*	30	3-5	.600	0-1	.000	2-2	1.000	4	6	10	4.7	0	3	1	0	0	8	9.5
01/16/20	OREGON	*	31	5-7	.714	0-1	.000	1-2	.500	1	0	1	4.5	4	2	1	0	0	11	9.6
01/18/20	OREGON ST.	*	38	5-9	.556	0-0	.000	0-0	.000	0	3	3	4.4	3	0	1	0	0	10	9.6
01/23/20	AT COLORADO	*	29	2-4	.500	0-1	.000	0-0	.000	1	2	3	4.4	2	0	0	0	1	4	9.4
01/25/20	AT UTAH	*	28	3-9	.333	0-2	.000	0-0	.000	1	0	1	4.2	2	1	1	0	0	6	9.2
01/29/20	ARIZONA ST.	*	30	3-7	.429	0-1	.000	2-3	.667	1	1	2	4.1	3	1	2	1	0	8	9.1
02/01/20	ARIZONA	*	24	3-6	.500	0-0	.000	0-1	.000	1	3	4	4.1	2	0	0	0	0	6	9.0
02/09/20	WASHINGTON	*	28	2-5	.400	0-0	.000	4-6	.667	7	3	10	4.3	4	0	0	0	2	8	9.0
TOTAL			**628**	**83-162**	**.512**	**10-42**	**.238**	**39-53**	**.736**	**42**	**62**	**104**	**4.3**	**51**	**19**	**15**	**7**	**9**	**215**	**9.0**

CAREER/SEASON HIGHS

Minutes
Career: 40 vs UCLA, 1/4/20
Season: 40 vs UCLA, 1/4/20
Pac-12: 40 vs UCLA, 1/4/20

Points
Career: 16 (three times) vs UCR, 12/15/19
Season: 16 (twice) vs UCR, 12/15/19
Pac-12: 13 vs. Oregon State, 3/9/19

Field Goals Made
Career: 6 (five times) vs Florida A&M, 12/19/19
Season: 6 (twice) vs Florida A&M, 12/19/19
Pac-12: 6 vs. Oregon State, 3/9/19

Field Goal Attempts
Career: 12 vs UCR, 12/15/19
Season: 12 vs UCR, 12/15/19
Pac-12: 9 (three times) at Utah, 1/25/20

3-Pt Field Goals Made
Career: 3 vs Colorado St (at Cayman Isl), 11/27/19
Season: 3 vs Colorado St (at Cayman Isl), 11/27/19
Pac-12: 1 (twice) vs. Oregon (at Las Vegas), 3/13/19

3-Pt Field Goal Attempts
Career: 7 vs UCR, 12/15/19
Season: 7 vs UCR, 12/15/19
Pac-12: 2 (three times) at Cal, 1/9/20

Free Throws Made
Career: 7 vs UCR, 12/15/19
Season: 7 vs UCR, 12/15/19
Pac-12: 6 at Colorado, 1/10/19

Free Throws Attempted
Career: 7 (twice) at Cal, 1/9/20
Season: 7 (twice) at Cal, 1/9/20
Pac-12: 7 at Cal, 1/9/20

Rebounds
Career: 10 (three times) vs Washington, 2/9/20
Season: 10 (three times) vs Washington, 2/9/20
Pac-12: 10 (twice) vs Washington, 2/9/20

Assists
Career: 3 (three times) at Stanford, 1/11/20
Season: 3 at Stanford, 1/11/20
Pac-12: 3 at Stanford, 1/11/20

Blocks
Career: 2 vs. IUPUI, 12/16/17
Season: 1 (six times) vs UCLA, 1/4/20
Pac-12: 1 (twice) vs UCLA, 1/4/20

Steals
Career: 2 (three times) vs Washington, 2/9/20
Season: 2 vs Washington, 2/9/20
Pac-12: 2 (three times) vs Washington, 2/9/20

Most Recent Occurrences Noted

MISC. STATS

Category	Season	Career
Double-Figure Scoring	11	20
Double-Figure Rebounding	3	3
Double-Doubles	0	0
Triple-Doubles	0	0
Led WSU in Scoring	1	1
Led WSU in Rebounding	4	4
20+ Point Games	0	0
30+ Point Games	0	0

CAREER STATS

YEAR	GP	GS	MIN	AVG	FG	FGA	PCT	3FG	3FGA	3PCT	FT	FTA	PCT	OFF	DEF	TOT	AVG	PF	FO	AST	A/G	TO	BLK	STL	PTS	AVG
2016-17	24	1	205	8.5	17	36	.472	0	0	.000	10	16	.625	11	32	43	1.8	24	0	4	0.2	8	2	5	44	1.8
2017-18	27	4	312	11.6	40	72	.556	0	4	.000	18	27	.667	15	32	47	1.7	21	0	10	0.4	17	3	3	98	3.6
2018-19	29	23	525	18.1	55	93	.591	3	10	.300	25	32	.781	24	50	74	2.6	42	0	18	0.6	19	2	11	138	4.8
2019-20	24	24	628	26.2	83	162	.512	10	42	.238	39	53	.736	42	62	104	4.3	51	0	19	0.8	15	7	9	215	9.0
TOTAL	104	52	1670	16.1	195	363	.537	13	56	.232	92	128	.719	92	176	268	2.6	138	0	51	0.5	59	14	28	495	4.8



15

VOLODYMYR**MARKOVETSKYY**

7-1 | FRESHMAN | CENTER | TRUSKAVETS, UKRAINE

2019-20 GAME-BY-GAME STATISTICS

DATE	OPPONENT	GS	MIN	FGM/A	%	3FG/A	%	FTM/A	%	OFF	DEF	TOT	AVG	PF	AST	T/O	BLK	STL	PTS	PPG
11/07/19	SEATTLE U									DNP										
11/12/19	AT SANTA CLARA									DNP										
11/17/19	IDAHO STATE									DNP										
11/21/19	OMAHA	4	1-1	1.000	0-0	.000	0-0	.000		0	0	0	0.0	1	0	0	1	0	2	2.0
11/25/19	VS NEBRASKA	8	3-5	.600	0-0	.000	0-2	.000		6	1	7	3.5	2	0	1	0	0	6	4.0
11/26/19	VS OLD DOMINION	9	0-1	.000	0-0	.000	0-0	.000		1	2	3	3.3	1	0	0	1	0	0	2.7
11/27/19	VS COLORADO ST.	9	2-3	.667	0-0	.000	0-2	.000		3	1	4	3.5	1	0	0	0	0	4	3.0
12/04/19	AT IDAHO	7	1-2	.500	0-0	.000	1-2	.500		1	1	2	3.2	1	0	0	0	0	3	3.0
12/07/19	NEW MEXICO ST.									DNP										
12/15/19	UC RIVERSIDE	0	0-0	.000	0-0	.000	0-0	.000		0	0	0	2.7	1	0	1	0	0	0	2.5
12/19/19	FLORIDA A&M	2	0-0	.000	0-0	.000	0-0	.000		0	0	0	2.3	2	0	0	0	0	0	2.1
12/21/19	INCARNATE WORD	2	0-0	.000	0-0	.000	0-0	.000		0	1	1	2.1	0	0	1	0	0	0	1.9
12/29/19	ARK.-PINE BLUFF									DNP										
01/02/20	USC	9	0-0	.000	0-0	.000	1-2	.500		0	2	2	2.1	2	0	0	0	0	1	1.8
01/04/20	UCLA									DNP										
01/09/20	AT CALIFORNIA									DNP										
01/11/20	AT STANFORD	8	1-2	.500	0-0	.000	0-2	.000		1	1	2	2.1	2	0	0	0	0	2	1.8
01/16/20	OREGON									DNP										
01/18/20	OREGON ST.									DNP										
01/23/20	AT COLORADO	4	0-0	.000	0-0	.000	1-2	.500		0	2	2	2.1	0	0	0	1	0	1	1.7
01/25/20	AT UTAH									DNP										
01/29/20	ARIZONA ST.	10	2-2	1.000	0-0	.000	0-0	.000		0	1	1	2.0	2	0	1	0	0	4	1.9
02/01/20	ARIZONA	16	2-3	.667	0-0	.000	0-0	.000		1	3	4	2.2	2	0	0	0	0	4	2.1
02/09/20	WASHINGTON	12	0-0	.000	0-0	.000	0-0	.000		0	2	2	2.1	3	0	0	0	0	0	1.9
TOTAL		**100**	**12-19**	**.632**	**0-0**	**.000**	**3-12**	**.250**		**13**	**17**	**30**	**2.1**	**20**	**0**	**4**	**3**	**0**	**27**	**1.9**

CAREER/SEASON HIGHS

Minutes	
Career	16 vs Arizona, 2/1/20
Season	16 vs Arizona, 2/1/20
Pac-12	16 vs Arizona, 2/1/20
Points	
Career	6 vs Nebraska (at Cayman Isl), 11/25/19
Season	6 vs Nebraska (at Cayman Isl), 11/25/19
Pac-12	4 (twice) vs Arizona, 2/1/20
Field Goals Made	
Career	3 vs Nebraska (at Cayman Isl), 11/25/19
Season	3 vs Nebraska (at Cayman Isl), 11/25/19
Pac-12	2 (twice) vs Arizona, 2/1/20
Field Goal Attempts	
Career	5 vs Nebraska (at Cayman Isl), 11/25/19
Season	5 vs Nebraska (at Cayman Isl), 11/25/19
Pac-12	3 vs Arizona, 2/1/20
3-Pt Field Goals Made	
Career	-
Season	-
Pac-12	-
3-Pt Field Goal Attempts	
Career	-
Season	-
Pac-12	-
Free Throws Made	
Career	1 (three times) at Colorado, 1/23/20
Season	1 (three times) at Colorado, 1/23/20
Pac-12	1 (twice) at Colorado, 1/23/20
Free Throws Attempted	
Career	2 (six times) at Colorado, 1/23/20
Season	2 (six times) at Colorado, 1/23/20
Pac-12	2 (three times) at Colorado, 1/23/20
Rebounds	
Career	7 vs Nebraska (at Cayman Isl), 11/25/19
Season	7 vs Nebraska (at Cayman Isl), 11/25/19
Pac-12	4 vs Arizona, 2/1/20
Assists	
Career	-
Season	-
Pac-12	-
Blocks	
Career	1 (three time) at Colorado, 1/23/20
Season	1 (three time) at Colorado, 1/23/20
Pac-12	1 at Colorado, 1/23/20
Steals	
Career	-
Season	-
Pac-12	-

Most Recent Occurrences Noted

MISC. STATS

Category	Season	Career
Double-Figure Scoring	0	0
Double-Figure Rebounding	0	0
Double-Doubles	0	0
Triple-Doubles	0	0
Led WSU in Scoring	0	0
Led WSU in Rebounding	0	0
20+ Point Games	0	0
30+ Point Games	0	0

CAREER STATS

YEAR	GP	GS	MIN	AVG	FG	FGA	PCT	3FG	3FGA	3PCT	FT	FTA	PCT	OFF	DEF	TOT	AVG	PF	FO	AST	A/G	TO	BLK	STL	PTS	AVG
2019-20	14	0	100	7.1	12	19	.632	0	0	.000	3	12	.250	13	17	30	2.1	20	0	0	0.0	4	3	0	27	1.9
TOTAL	14	0	100	7.1	12	19	.632	0	0	.000	3	12	.250	13	17	30	2.1	20	0	0	0.0	4	3	0	27	1.9



22

RYAN**RAPP**

6-5 | FRESHMAN | GUARD | MELBOURNE, AUSTRALIA

2019-20 GAME-BY-GAME STATISTICS

DATE	OPPONENT	GS	MIN	FGM/A	%	3FG/A	%	FTM/A	%	OFF	DEF	TOT	AVG	PF	AST	T/O	BLK	STL	PTS	PPG
11/07/19	SEATTLE U									DNP										
11/12/19	AT SANTA CLARA									DNP										
11/17/19	IDAHO STATE									DNP										
11/21/19	OMAHA		6	0-1	.000	0-1	.000	0-0	.000	1	0	1	1.0	1	1	0	0	0	0	0.0
11/25/19	VS NEBRASKA									DNP										
11/26/19	VS OLD DOMINION									DNP										
11/27/19	VS COLORADO ST.									DNP										
12/04/19	AT IDAHO		10	0-2	.000	0-1	.000	2-2	1.000	0	2	2	1.5	1	0	0	0	0	2	1.0
12/07/19	NEW MEXICO ST.									DNP										
12/15/19	UC RIVERSIDE									DNP										
12/19/19	FLORIDA A&M		7	2-2	1.000	1-1	1.000	0-0	.000	0	1	1	1.3	1	0	2	0	0	5	2.3
12/21/19	INCARNATE WORD		4	0-0	.000	0-0	.000	2-2	1.000	0	0	0	1.0	0	0	0	0	0	2	2.3
12/29/19	ARK.-PINE BLUFF		4	0-0	.000	0-0	.000	0-0	.000	0	1	1	1.0	0	0	0	0	1	0	1.8
01/02/20	USC									DNP										
01/04/20	UCLA		12	2-2	1.000	0-0	.000	0-0	.000	1	1	2	1.2	0	1	1	0	0	4	2.2
01/09/20	AT CALIFORNIA		11	0-1	.000	0-1	.000	0-0	.000	0	0	0	1.0	0	1	0	0	1	0	1.9
01/11/20	AT STANFORD		19	3-5	.600	2-3	.667	0-0	.000	0	3	3	1.3	1	1	1	0	1	8	2.6
01/16/20	OREGON		1	0-0	.000	0-0	.000	0-0	.000	0	0	0	1.1	0	1	1	0	0	0	2.3
01/18/20	OREGON ST.		2	0-0	.000	0-0	.000	0-0	.000	0	0	0	1.0	0	0	0	0	0	0	2.1
01/23/20	AT COLORADO		7	0-1	.000	0-1	.000	0-0	.000	0	0	0	0.9	0	0	2	0	0	0	1.9
01/25/20	AT UTAH		4	0-0	.000	0-0	.000	0-0	.000	0	0	0	0.8	0	0	0	0	0	0	1.8
01/29/20	ARIZONA ST.									DNP										
02/01/20	ARIZONA		8	1-2	.500	0-1	.000	0-0	.000	1	0	1	0.8	0	0	0	0	0	2	1.8
02/09/20	WASHINGTON		5	0-1	.000	0-1	.000	0-0	.000	0	0	0	0.8	1	2	0	0	0	0	1.6
TOTAL			**100**	**8-17**	**.471**	**3-10**	**.300**	**4-4**	**1.000**	**3**	**8**	**11**	**0.8**	**5**	**7**	**7**	**0**	**3**	**23**	**1.6**

CAREER/SEASON HIGHS

Minutes
Career: 19 at Stanford, 1/11/20
Season: 19 at Stanford, 1/11/20
Pac-12: 19 at Stanford, 1/11/20

Points
Career: 8 at Stanford, 1/11/20
Season: 8 at Stanford, 1/11/20
Pac-12: 8 at Stanford, 1/11/20

Field Goals Made
Career: 3 at Stanford, 1/11/20
Season: 3 at Stanford, 1/11/20
Pac-12: 3 at Stanford, 1/11/20

Field Goal Attempts
Career: 5 at Stanford, 1/11/20
Season: 5 at Stanford, 1/11/20
Pac-12: 5 at Stanford, 1/11/20

3-Pt Field Goals Made
Career: 2 at Stanford, 1/11/20
Season: 2 at Stanford, 1/11/20
Pac-12: 2 at Stanford, 1/11/20

3-Pt Field Goal Attempts
Career: 3 at Stanford, 1/11/20
Season: 3 at Stanford, 1/11/20
Pac-12: 3 at Stanford, 1/11/20

Free Throws Made
Career: 2 (twice) vs Incarnate Word, 12/21/19
Season: 2 (twice) vs Incarnate Word, 12/21/19
Pac-12: -

Free Throws Attempted
Career: 2 at Idaho, 12/4/19
Season: 2 at Idaho, 12/4/19
Pac-12: -

Rebounds
Career: 3 at Stanford, 1/11/20
Season: 3 at Stanford, 1/11/20
Pac-12: 3 at Stanford, 1/11/20

Assists
Career: 2 vs Washington, 2/9/20
Season: 2 vs Washington, 2/9/20
Pac-12: 2 vs Washington, 2/9/20

Blocks
Career: -
Season: -
Pac-12: -

Steals
Career: 1 (three times) at Stanford, 1/11/20
Season: 1 (three times) at Stanford, 1/11/20
Pac-12: 1 (twice) at Stanford, 1/11/20

Most Recent Occurrences Noted

MISC. STATS

Category	Season	Career
Double-Figure Scoring	0	0
Double-Figure Rebounding	0	0
Double-Doubles	0	0
Triple-Doubles	0	0
Led WSU in Scoring	0	0
Led WSU in Rebounding	0	0
20+ Point Games	0	0
30+ Point Games	0	0

CAREER STATS

YEAR	GP	GS	MIN	AVG	FG	FGA	PCT	3FG	3FGA	3PCT	FT	FTA	PCT	OFF	DEF	TOT	AVG	PF	FO	AST	A/G	TO	BLK	STL	PTS	AVG
2019-20	14	0	100	7.1	8	17	.471	3	10	.300	4	4	1.000	3	8	11	0.8	5	0	7	0.5	7	0	3	23	1.6
TOTAL	14	0	100	7.1	8	17	.471	3	10	.300	4	4	1.000	3	8	11	0.8	5	0	7	0.5	7	0	3	23	1.6



24

NOAH**WILLIAMS**

6-5 | FRESHMAN | GUARD | SEATTLE, WASH.

2019-20 GAME-BY-GAME STATISTICS

DATE	OPPONENT	GS	MIN	FGM/A	%	3FG/A	%	FTM/A	%	OFF	DEF	TOT	AVG	PF	AST	T/O	BLK	STL	PTS	PPG
11/07/19	SEATTLE U		16	1-7	.143	0-1	.000	0-0	.000	4	5	9	9.0	2	2	0	0	0	2	2.0
11/12/19	AT SANTA CLARA		14	0-1	.000	0-1	.000	0-0	.000	1	1	2	5.5	2	1	2	0	0	0	1.0
11/17/19	IDAHO STATE									DNP										
11/21/19	OMAHA		13	0-3	.000	0-1	.000	1-2	.500	0	1	1	4.0	2	1	1	0	0	1	1.0
11/25/19	VS NEBRASKA		5	0-1	.000	0-0	.000	0-0	.000	0	0	0	3.0	4	0	0	0	0	0	0.8
11/26/19	VS OLD DOMINION									DNP										
11/27/19	VS COLORADO ST.									DNP										
12/04/19	AT IDAHO		16	5-6	.833	1-1	1.000	1-3	.333	0	3	3	3.0	4	1	1	0	2	12	3.0
12/07/19	NEW MEXICO ST.		15	1-4	.250	0-1	.000	2-2	1.000	0	2	2	2.8	3	0	1	0	0	4	3.2
12/15/19	UC RIVERSIDE		21	0-2	.000	0-1	.000	0-0	.000	2	3	5	3.1	3	3	1	1	0	0	2.7
12/19/19	FLORIDA A&M		19	4-7	.571	1-1	1.000	1-2	.500	4	1	5	3.4	3	2	4	0	1	10	3.6
12/21/19	INCARNATE WORD		16	1-3	.333	0-0	.000	0-0	.000	0	1	1	3.1	2	3	4	0	1	2	3.4
12/29/19	ARK.-PINE BLUFF		21	4-8	.500	0-1	.000	0-0	.000	1	2	3	3.1	0	1	0	2	2	8	3.9
01/02/20	USC		18	1-4	.250	0-1	.000	0-0	.000	2	1	3	3.1	1	2	1	0	0	2	3.7
01/04/20	UCLA		20	2-7	.286	1-2	.500	3-7	.429	3	1	4	3.2	2	1	0	0	1	8	4.1
01/09/20	AT CALIFORNIA		23	5-8	.625	0-2	.000	6-6	1.000	0	3	3	3.2	4	0	2	1	0	16	5.0
01/11/20	AT STANFORD		30	2-6	.333	0-0	.000	0-0	.000	3	1	4	3.2	4	3	2	0	2	4	4.9
01/16/20	OREGON	*	32	1-5	.200	0-0	.000	2-4	.500	1	4	5	3.3	3	2	2	0	2	4	4.9
01/18/20	OREGON ST.	*	32	6-8	.750	0-0	.000	5-7	.714	0	1	1	3.2	2	3	1	1	0	17	5.6
01/23/20	AT COLORADO	*	26	1-6	.167	0-1	.000	1-1	1.000	2	0	2	3.1	4	4	2	0	2	3	5.5
01/25/20	AT UTAH		6	1-3	.333	0-1	.000	0-0	.000	0	1	1	3.0	5	1	2	0	0	2	5.3
01/29/20	ARIZONA ST.	*	33	3-8	.375	1-3	.333	0-0	.000	1	5	6	3.2	2	2	4	0	4	7	5.4
02/01/20	ARIZONA	*	26	3-6	.500	0-2	.000	2-5	.400	0	7	7	3.4	3	1	2	1	0	8	5.5
02/09/20	WASHINGTON	*	30	4-11	.364	0-1	.000	2-4	.500	1	5	6	3.5	2	3	2	0	3	10	5.7
TOTAL			**432**	**45-114**	**.395**	**4-21**	**.190**	**26-43**	**.605**	**25**	**48**	**73**	**3.5**	**57**	**36**	**34**	**6**	**20**	**120**	**5.7**

CAREER/SEASON HIGHS

Minutes
Career: 33 vs Arizona St. 1/29/20
Season: 33 vs Arizona St. 1/29/20
Pac-12: 33 vs Arizona St. 1/29/20

Points
Career: 17 vs Oregon St., 1/18/20
Season: 17 vs Oregon St., 1/18/20
Pac-12: 17 vs Oregon St., 1/18/20

Field Goals Made
Career: 6 vs Oregon St., 1/18/20
Season: 6 vs Oregon St., 1/18/20
Pac-12: 6 vs Oregon St., 1/18/20

Field Goal Attempts
Career: 11 vs Washington, 2/9/20
Season: 11 vs Washington, 2/9/20
Pac-12: 11 vs Washington, 2/9/20

3-Pt Field Goals Made
Career: 1 (four times) vs Arizona St. 1/29/20
Season: 1 (four times) vs Arizona St. 1/29/20
Pac-12: 1 (twice) vs Arizona St. 1/29/20

3-Pt Field Goal Attempts
Career: 3 vs Arizona St. 1/29/20
Season: 3 vs Arizona St. 1/29/20
Pac-12: 3 vs Arizona St. 1/29/20

Free Throws Made
Career: 6 at Cal, 1/9/20
Season: 6 at Cal, 1/9/20
Pac-12: 6 at Cal, 1/9/20

Free Throws Attempted
Career: 7 (twice) vs Oregon St., 1/18/20
Season: 7 (twice) vs Oregon St., 1/18/20
Pac-12: 7 (twice) vs Oregon St., 1/18/20

Rebounds
Career: 9 vs Seattle U, 11/7/19
Season: 9 vs Seattle U, 11/7/19
Pac-12: 7 vs Arizona, 2/1/20

Assists
Career: 4 at Colorado, 1/23/20
Season: 4 at Colorado, 1/23/20
Pac-12: 4 at Colorado, 1/23/20

Blocks
Career: 2 vs Ark.-Pine Bluff, 12/29/19
Season: 2 vs Ark.-Pine Bluff, 12/29/19
Pac-12: 1 (three times) vs Arizona, 2/1/20

Steals
Career: 4 vs Arizona St. 1/29/20
Season: 4 vs Arizona St. 1/29/20
Pac-12: 4 vs Arizona St. 1/29/20

Most Recent Occurrences Noted

MISC. STATS

Category	Season	Career
Double-Figure Scoring	5	5
Double-Figure Rebounding	0	0
Double-Doubles	0	0
Triple-Doubles	0	0
Led WSU in Scoring	0	0
Led WSU in Rebounding	2	2
20+ Point Games	0	0
30+ Point Games	0	0

CAREER STATS

YEAR	GP	GS	MIN	AVG	FG	FGA	PCT	3FG	3FGA	3PCT	FT	FTA	PCT	OFF	DEF	TOT	AVG	PF	FO	AST	A/G	TO	BLK	STL	PTS	AVG
2019-20	21	6	432	20.6	45	114	.395	4	21	.190	26	43	.605	25	48	73	3.5	57	1	36	1.7	34	6	20	120	5.7
TOTAL	21	6	432	20.6	45	114	.395	4	21	.190	26	43	.605	25	48	73	3.5	57	1	36	1.7	34	6	20	120	5.7



32

TONY**MILLER**

6-6 | JUNIOR | FORWARD | WOODINVILLE, WASH.

2019-20 GAME-BY-GAME STATISTICS

DATE	OPPONENT	GS	MIN	FGM/A	%	3FG/A	%	FTM/A	%	OFF	DEF	TOT	AVG	PF	AST	T/O	BLK	STL	PTS	PPG
11/07/19	SEATTLE U		4	1-2	.500	0-0	.000	1-2	.500	1	0	1	1.0	0	1	0	0	0	3	3.0
11/12/19	AT SANTA CLARA									DNP										
11/17/19	IDAHO ST.		5	1-1	1.000	0-0	.000	0-0	.000	0	0	0	0.5	0	0	0	0	0	2	2.5
11/17/19	OMAHA									DNP										
11/25/19	VS NEBRASKA		5	0-0	.000	0-0	.000	1-2	.500	0	2	2	1.0	4	0	0	0	0	1	2.0
11/26/19	VS OLD DOMINION		14	0-1	.000	0-0	.000	0-1	.000	2	0	2	1.3	2	0	0	0	0	0	1.5
11/27/19	VS COLORADO ST.		12	5-6	.833	0-0	.000	0-2	.000	2	0	2	1.4	3	0	0	0	3	10	3.2
12/04/19	AT IDAHO		21	6-7	.857	0-0	.000	6-8	.750	1	4	5	2.0	0	0	2	0	2	18	5.7
12/07/19	NEW MEXICO ST.		15	3-4	.750	1-1	1.000	2-2	1.000	2	3	5	2.4	2	0	1	0	0	9	6.1
12/15/19	UC RIVERSIDE		9	2-4	.500	0-1	.000	0-1	.000	0	0	0	2.1	0	0	1	0	1	4	5.9
12/19/19	FLORIDA A&M		13	1-4	.250	0-0	.000	5-8	.625	3	1	4	2.3	1	0	1	0	0	7	6.0
12/21/19	INCARNATE WORD		18	5-7	.714	0-1	.000	0-1	.000	2	0	2	2.3	3	0	3	1	0	10	6.4
12/29/19	ARK.-PINE BLUFF		19	1-3	.333	0-0	.000	1-3	.333	1	2	3	2.4	1	2	1	0	2	3	6.1
01/02/20	USC		26	7-11	.636	0-0	.000	1-2	.500	6	5	11	3.1	4	0	2	0	1	15	6.8
01/04/20	UCLA		30	4-5	.800	0-0	.000	3-4	.750	1	5	6	3.3	2	0	1	1	0	11	7.2
01/09/20	AT CALIFORNIA		10	0-0	.000	0-0	.000	0-0	.000	0	0	0	3.1	1	0	1	1	2	0	6.6
01/11/20	AT STANFORD									DNP										
01/16/20	OREGON									DNP										
01/18/20	OREGON ST.									DNP										
01/23/20	AT COLORADO									DNP										
01/25/20	AT UTAH									DNP										
01/29/20	ARIZONA ST.									DNP										
02/01/20	ARIZONA									DNP										
02/09/20	WASHINGTON		3	0-1	.000	0-0	.000	0-0	.000	0	0	0	2.9	0	0	1	0	0	0	6.2
TOTAL			**204**	**36-56**	**.643**	**1-3**	**.333**	**20-36**	**.556**	**21**	**22**	**43**	**2.9**	**23**	**3**	**14**	**3**	**11**	**93**	**6.2**

CAREER/SEASON HIGHS

Minutes
Career: 30 vs UCLA, 1/4/20
Season: 30 vs UCLA, 1/4/20
Pac-12: 30 vs UCLA, 1/4/20

Points
Career: 18 at Idaho, 12/3/19
Season: 18 at Idaho, 12/4/19
Pac-12: 15 vs USC, 1/2/20

Field Goals Made
Career: 7 vs USC, 1/2/20
Season: 7 vs USC, 1/2/20
Pac-12: 7 vs USC, 1/2/20

Field Goal Attempts
Career: 11 vs USC, 1/2/20
Season: 11 vs USC, 1/2/20
Pac-12: 11 vs USC, 1/2/20

3-Pt Field Goals Made
Career: 1 vs NMSU, 12/7/19
Season: 1 vs NMSU, 12/7/19
Pac-12: -

3-Pt Field Goal Attempts
Career: 1 (three times) vs Incarnate Word, 12/21/19
Season: 1 (three times) vs Incarnate Word, 12/21/19
Pac-12: -

Free Throws Made
Career: 6 at Idaho, 12/4/19
Season: 6 at Idaho, 12/4/19
Pac-12: 3 vs UCLA, 1/4/20

Free Throws Attempted
Career: 8 (twice) vs Florida A&M, 12/19/19
Season: 8 (twice) vs Florida A&M, 12/19/19
Pac-12: 4 vs UCLA, 1/4/20

Rebounds
Career: 11 vs USC, 1/2/20
Season: 11 vs USC, 1/2/20
Pac-12: 11 vs USC, 1/2/20

Assists
Career: 2 vs Ark.-Pine Bluff, 12/29/19
Season: 2 vs Ark.-Pine Bluff, 12/29/19
Pac-12: -

Blocks
Career: 1 (three times) at Cal, 1/9/20
Season: 1 (three times) at Cal, 1/9/20
Pac-12: 1 (twice) at Cal, 1/9/20

Steals
Career: 3 vs Colorado St (at Cayman Isl), 11/27/19
Season: 3 vs Colorado St (at Cayman Isl), 11/27/19
Pac-12: 2 at Cal, 1/9/20

Most Recent Occurrences Noted

MISC. STATS

Category	Season	Career
Double-Figure Scoring	5	5
Double-Figure Rebounding	1	1
Double-Doubles	1	1
Triple-Doubles	0	0
Led WSU in Scoring	1	1
Led WSU in Rebounding	2	2
20+ Point Games	0	0
30+ Point Games	0	0

CAREER STATS

YEAR	GP	GS	MIN	AVG	FG	FGA	PCT	3FG	3FGA	3PCT	FT	FTA	PCT	OFF	DEF	TOT	AVG	PF	FO	AST	A/G	TO	BLK	STL	PTS	AVG
2019-20	15	0	204	13.6	36	56	.643	1	3	.333	20	36	.556	21	22	43	2.9	23	0	3	0.2	14	3	11	93	6.2
TOTAL	15	0	204	13.6	36	56	.643	1	3	.333	20	36	.556	21	22	43	2.9	23	0	3	0.2	14	3	11	93	6.2

THE **LAST** TIME

A COUG SCORED 30 OR MORE POINTS:
34, CJ Elleby, vs Washington, Feb. 9, 2020

AN OPP SCORED 30 OR MORE POINTS:
33, Sedrick Barefield, Utah, Feb. 23, 2019

A COUG COLLECTED 15 OR MORE REBOUNDS:
15, Drick Bernstine, vs. Bethune-Cookman, Dec. 22, 2017

AN OPP COLLECTED 15 OR MORE REBOUNDS:
16, Cheatham Zylan, Arizona State, Feb. 7, 2019

A COUG COLLECTED 10 OR MORE ASSISTS:
11, Malachi Flynn, vs Oregon, Mar. 1, 2018

AN OPP COLLECTED 10 OR MORE ASSISTS:
10, McKinley Wright, Colorado, Jan. 23, 2020

A COUG HAD 5 OR MORE STEALS:
7, CJ Elleby, vs Idaho State, Nov. 17, 2019

AN OPP HAD 5 OR MORE STEALS:
5, Chris Duarte, Oregon, Jan. 16, 2020

A COUG HAD 5 OR MORE BLOCKED SHOTS:
6, Carlos Daniel, vs Arizona, Jan. 30, 1997

AN OPP HAD 5 OR MORE BLOCKED SHOTS:
5, Lamine Diane, CSUN, Nov. 27, 2018

A COUG MADE 10 OR MORE FIELD GOALS:
10, CJ Elleby, vs Florida A&M, Dec. 19, 2019

AN OPP MADE 10 OR MORE FIELD GOALS:
10, Terrel; Brown, Seattle U, Nov. 7, 2019

A COUG ATTEMPTED 20 OR MORE FIELD GOALS:
22, CJ Elleby vs Oregon, Jan. 16, 2020

AN OPP ATTEMPTED 20 OR MORE FIELD GOALS:
24, Terell Brown, Seattle U, Nov. 7, 2019

A COUG MADE 10 OR MORE FREE THROWS:
10, CJ Elleby, vs Washington, Feb. 9, 2020

AN OPP MADE 10 OR MORE FREE THROWS:
10, Clayton Custer, Loyola, Nov. 21, 2016

A COUG MADE 5 OR MORE 3-PT FIELD GOALS:
6, CJ Elleby, vs Washington, Feb. 9, 2020

AN OPP MADE 5 OR MORE 3-PT FIELD GOALS:
5, Adam Thistlewood, Colorado State, Nov. 27, 2019

A COUG ATTEMPTED 10 OR MORE 3-PT FGS:
10, CJ Elleby, vs Arizona State, Jan. 29, 2020

AN OPP ATTEMPTED 10 OR MORE 3-PT FGS:
14, Jordan Allen, Rider, Dec. 17, 2018

WSU HAD 5 OR MORE COUGS IN DOUBLE-FIGURES:
vs Incarnate Word, Dec. 21, 2019

AN OPP HAD 5 OR MORE PLAYERS IN DOUBLE-FIGURES:
Nebraska, Nov. 25, 2019

WSU HAD 2 OR MORE COUGS POST A DOUBLE-DOUBLE:
CJ Elleby (20 pts, 10 rbd)
& Robert Franks (18 pts, 12 rbd) vs Cal, Mar. 2, 2019

AN OPP HAD 2 OR MORE PLAYERS POST A DOUBLE-DOUBLE:
Stone Gettings (19 pts, 12 rbds)
& Zeke Nnaji (10 pts, 10 rbds) Arizona, Feb. 1, 2020

WSU HAD A TRIPLE-DOUBLE:
Kyle Weaver (14 pts, 13 rbd, 10 ast), vs Stanford, Jan. 13, 2007

AN OPP HAD A TRIPLE-DOUBLE:

RECORD **WHEN**

Overall	**14-10**	Allowing fewer than five 3-pointers	4-4
At home	12-3	Allowing 5-9 3-pointers	10-6
On the road/Neutral	2-7	Allowing 10+ 3-pointers	0-0
In overtime	1-0	Making more FTs	13-1
After a win (won opener)	6-7	Making fewer FTs	1-9
After a loss	6-3	Making same FTs	0-0
Leading at halftime	11-3	Making fewer than 10 FTs	0-6
Trailing at halftime	3-7	Making 10-19 FTst	10-3
Tied at halftime	0-0	Making 20+ FTs	4-1
Leading by 1-5 at half	4-2	Opponent makes fewer than 10 FTs	8-2
Leading by 6-10 at half	4-0	Opponent makes 10-19 FTs	6-7
Leading by 10+ at half	3-1	Opponent makes 20+ FTs	0-1
Outscoring opp. in 2nd half	11-1	Outrebounding opponent	6-2
Outscored by opp. in 2nd half	2-8	Outrebounded by opponent	5-8
Scoring same points in 2nd half	1-1	Same rebounds	3-0
Leading with 5 minutes remaining	14-0	Fewer than 10 assists	0-4
Trailing with 5 minutes remaining	0-10	10-19 assists	14-6
Tied with 5 minutes remaining	0-0	20+ assists	0-0
Scoring fewer than 50 points	0-1	No blocks	0-1
Scoring 50-59 points	0-2	1-4 blocks	13-9
Scoring 60-69 points	4-5	5+ blocks	1-0
Scoring 70-79 points	6-2	Committing more turnovers	2-2
Scoring 80-89 points	4-0	Committing fewer turnovers	12-8
Scoring 90-99 points	0-0	Committing same turnovers	0-0
Scoring 100+ points	0-0	Committing fewer than 10 turnovers	5-4
Allowing 39 or fewer points	0-0	Committing 10-19 turnovers	8-6
Allowing 40-49 points	0-0	Committing 20+ turnovers	1-0
Allowing 50-59 points	6-0	Forcing fewer than 10 turnovers	1-2
Allowing 60-69 points	5-2	Forcing 10-19 turnovers	10-5
Allowing 70-79 points	3-5	Forcing 20+ turnovers	3-3
Allowing 80-89 points	0-3	In day games	6-4
Allowing 90+ points	0-0	In night games	8-6
Decided by 1 point	0-0	On Sunday	4-0
Decided by 2-3 points	1-0	On Monday	0-1
Decided by 4-5 points	0-0	On Tuesday	1-1
Decided by 6-9 points	2-4	On Wednesday	2-1
Decided by 10-19 points	9-4	On Thursday	3-4
Decided by 20+ points	2-2	On Friday	0-0
Higher field goal percentage	10-0	On Saturday	4-3
Lower field goal percentage	4-10	In November	3-4
Same field goal percentage	0-0	In December	6-0
Shooting less than 30%	0-1	In January	4-5
Shooting 30-39%	4-8	In February	1-1
Shooting 40-49%	7-1	In March	0-0
Shooting 50+ %	2-0	vs. Pac-12	5-6
Opponent shoots less than 30%	0-0	vs. Pac-12 at home	5-2
Opponent shoots 30-39%	5-3	vs. Pac-12 on the road	0-4
Opponent shoots 40-49%	8-3	vs. ranked opponents	1-0
Opponent shoots 50+ %	1-4	Winning the opening tip	1-5
More made 3-pt than opponent	11-8	Losing the opening tip	13-5
Fewer made 3-pt than opponent	1-2	Wearing White	13-2
Same made 3-pt than opponent	2-0	Wearing Crimson	0-5
Making fewer than five 3-pointers	1-1	Wearing Anthracite	1-3
Making 5-9 3-pointers	11-6		
Making 10+ 3-pointers	2-3		

THE LAST TIME WSU BASKETBALL

SCORING

Less than 40 points	25 Arizona at Tucson, 1/2/14
40-49 points	49 vs Arizona at Pullman, 2/1/20
90-99 points	91 at Arizona State, 2/7/19
100+ points (regulation)	103 vs. CSUN at Pullman, 11/27/18
100+ points	103 vs. CSUN at Pullman, 11/27/18

OPPONENT SCORING

Less than 40 points	39 Idaho State at Kennewick, 12/29/12
40-49 points	48 Idaho at Pullman, 12/7/16
90-99 points	98 Stanford at Palo Alto, 2/28/19
100+ points (regulation)	103 Creighton at St. Thomas, Virgin Islands, 11/18/16
100+ points	110 vs. Gonzaga at Pullman, 12/7/02 (OT)

FIELD GOAL PERCENTAGE

Less than .200 shooting	UNKNOWN
.200-.299 shooting	.278 (22-79) vs USC at Pullman, 1/2/20
.300-.399 shooting	.383 (23-60) vs Washington at Pullman, 2/9/20
.300-.399 shooting and won	.383 (23-60) vs Washington at Pullman, 2/9/20
.600 shooting or higher	.608 (18-30) vs. UTSA at Pullman, 12/6/14

OPPONENT FIELD GOAL PERCENTAGE

Less than .200 shooting	.167 (9-54) Miss.Valley St. at Pullman, 11/15/08
.200-.299 shooting	.280 (21-75) Delaware State at Pullman, 11/24/18
.300-.399 shooting	.397 (27-69) Arizona at Pullman, 2/1/20
.300-399 shooting and won	.397 (27-69) Arizona at Pullman, 2/1/20
.600 shooting or higher	.630 (29-46) Utah at Salt Lake City, 1/25/20

BASKETS MADE

40+ field goals made	(40-63) vs. UCLA at Pullman, 1/4/03
10+ 3-point field goals made	(10-25) vs Arizona St. at Pullman, 1/29/20
15+ 3-point field goals made	(15-36) vs. CSUN at Pullman, 11/27/18
Did not make a 3-pointer	(0-6) vs. Oregon at Los Angeles, 3/12/09
Made 30+ free throws	(39-51) vs. Rider at Pullman, 12/17/18
Attempted 45+ free throws	(39-51) vs. Rider at Pullman, 12/17/18
Attempted less than five free throws	(2-4) vs. Oregon at Eugene, 1/27/19
Attempted 5-10 free throws	(2-5) at Utah at Salt Lake City, 1/25/20
Attempted 11-15 free throws	(6-13) vs Arizona at Pullman, 2/1/20
Attempted zero free throws in a half	at Utah (first) at Salt Lake City, 1/25/20

OPPONENT BASKETS MADE

40+ field goals made	(40-71) Creighton at St. Thomas, Virgin Islands, 11/18/16
10+ 3-point field goals made	(10-28) Oregon at Las Vegas, 3/13/19
15+ 3-point field goals made	(16-35) Utah at Pullman, 2/23/19
Did not make a 3-pointer	(0-15) Mississippi Valley State at Spokane, 11/24/07
Made 30+ free throws	(31-40) Colorado at Boulder, 2/11/16
Attempted 45+ free throws	(32-47) Colorado State at Fort Collins, 12/14/02
Attempted less than five free throws	(4-4) Santa Clara at Pullman, 12/17/16
Attempted 5-10 free throws	(6-8) UAPB at Pullman, 12/29/19
Attempted 11-15 free throws	(8-14) Arizona at Pullman, 2/1/20
Attempted zero free throws in a half	California at Pullman (first), 1/17/19

REBOUNDS

Less than 10 rebounds	UNKNOWN
10-20 rebounds	20 (3 off/17 def) vs. Arizona at Tucson, 1/26/17
50+ rebounds	53 (20 off/33 def) vs Incarnate Word at Pullman, 12/21/19
20+ rebound margin	+22 (46/24) vs. Florida A&M at Pullman, 12/19/17

OPPONENT REBOUNDS

Less than 10 rebounds	7 Princeton at East Lansing, Mich., 12/29/92
10-20 rebounds	16 (2 off/14 def) Idaho State at Kennewick, 12/29/12
50+ rebounds	50 (15/35) SJSU at Pullman, 11/27/16
20+ rebound margin	+20 (49/29) Stanford at Palo Alto, 2/28/19

STEALS

10-14 steals	12 vs Arizona St. at Pullman, 1/29/20
15+ steals	16 vs. Wyoming at Pullman, 11/30/05

OPPONENT STEALS

10-14 steals	14 Oregon at Las Vegas, 3/13/19
15+ steals	15 Arizona State at Tempe, 2/7/19

ASSISTS

15-19 assists	15 vs Washington at Pullman, 2/9/20
20-25 assists	22 vs. Arizona State at Tempe, 2/7/19
More than 25 assists	27 vs. CSUN at Pullman, 11/27/18

OPPONENT ASSISTS

15-19 assists	19 Utah at Salt Lake City, 1/25/20
20-25 assists	23 Stanford at Stanford, 1/11/20
More than 25 assists	30 Arizona at Tucson, 2/1/01

TURNOVERS

Less than 5 turnovers	3 vs Seattle U at Pullman, 11/7/19
5-10 turnovers	9 vs Arizona at Pullman, 2/1/20
25-30 turnovers	25 vs. Kansas State at Manhattan, Kan., 12/5/09
31-35 turnovers	31 vs. UCLA at Los Angeles, 2/25/99
35 or more turnovers	37 vs. USC at Pullman, 1/10/65

OPPONENT TURNOVERS

Less than 5 turnovers	4 Washington at Seattle, 3/2/16
5-10 turnovers	6 Arizona at Pullman, 2/1/20
25-30 turnovers	25 Gonzaga at Spokane, 12/8/10
31-35 turnovers	32 Prairie View A&M at Pullman, 11/24/01
35 or more turnovers	35 Central Connecticut State, 11/22/91

BLOCKED SHOTS

10+ blocked shots	11 vs. Portland at Seattle, 11/23/10

OPPONENT BLOCKED SHOTS

10+ blocked shots	11 California at Berkeley, 1/12/13

FREE THROW PERCENTAGE

Less than .500	.462 (6-13) vs Arizona at Pullman, 2/1/20
.900-.999	.926 (25-27) vs Oregon St. at Pullman, 1/18/20
1.000	1.000 (12-12) vs. USC at Pullman, 2/2/19

OPPONENT FREE THROW PERCENTAGE

Less than .500	.400 (4-10) Oregon at Pullman, 3/6/18
.900-.999	.909 (10-11) Incarnate Word at Pullman, 12/21/19
1.000	1.000 (4-4) Santa Clara at Pullman, 12/17/16

MARGIN OF VICTORY

1-point	69-68 vs. Santa Clara at Pullman, 12/17/16
2-points	67-65 vs Arizona St. at Pullman, 1/29/20
20-30 points	28 (87-59) vs Incarnate Word at Pullman, 12/21/19
Back-to-back 20+ points	38 (93-55) vs. Santa Clara at Pullman, 12/11/11
	24 (66-42) vs. Western Oregon at Pullman, 12/18/11
31-40 points	31 (85-54) vs Seattle U at Pullman, 11/7/19
41-50 points	48 (84-36) vs. Sacramento State at Pullman, 11/30/10
50+ points	51 (76-25) vs. Mississippi Valley State at Pullman, 11/15/08
30+ halftime lead	30 (47-17) vs. Sacramento State at Pullman, 11/30/10
Single-overtime win	vs. UCLA at Pullman, 1/4/20 (79-71)
Double-overtime win	vs. Washington at Pullman, 3/8/08 (76-73)
Triple-overtime win	vs. UCLA at Pullman, 1/2/82 (57-51)

OPPONENT MARGIN OF VICTORY

1-point	71-70 (OT) Colorado at Spokane, 1/8/14
2-points	72-70 Washington at Pullman, 2/16/19
20-30 points	22 (78-56) Colorado at Boulder, 1/23/20
Back-to-back 20+ points	20 (78-58) Oregon at Eugene, 1/27/19
	20 (87-67) UCLA at Pullman, 1/30/19
31-40 points	33 (84-51) Oregon at Las Vegas, 3/13/19
40+ points	48 (98-50) Stanford at Palo Alto, 2/28/19
30+ halftime lead	34 (19-53) Arizona at Pullman, 2/15/15
Single-overtime win	Washington at Pullman, 1/9/16 (99-95)
Double-overtime win	Colorado at Boulder, 2/11/16
Triple-overtime win	Oregon at Pullman, 1/14/99 (87-83)

TEAM GAME HIGH/LOWS

WASHINGTON STATE

HIGHS

POINTS	89	OREGON ST. (01/18/20)
	87	INCARNATE WORD (12/21/19)
	87	FLORIDA A&M (12/19/19)
FIELD GOALS MADE	34	INCARNATE WORD (12/21/19)
FIELD GOAL ATTEMPTS	81	SEATTLE U (11/07/19)
FIELD GOAL PERCENTAGE	.525 (32-61)	FLORIDA A&M (12/19/19)
3 PT FIELD GOALS MADE	12	AT STANFORD (01/11/20)
	12	OMAHA (11/21/19)
3 PT FG ATTEMPTS	35	OMAHA (11/21/19)
3 PT FG PERCENTAGE	.524 (11-21)	OREGON (01/16/20)
FREE THROWS MADE	25	OREGON ST. (01/18/20)
FREE THROW ATTEMPTS	32	UCLA (01/04/20)
FREE THROW PERCENTAGE	.926 (25-27)	OREGON ST. (01/18/20)
REBOUNDS	53	INCARNATE WORD (12/21/19)
ASSISTS	17	INCARNATE WORD (12/21/19)
STEALS	12	ARIZONA ST. (01/29/20)
	12	AT IDAHO (12/04/19)
	12	AT SANTA CLARA (11/12/19)
BLOCKED SHOTS	5	ARK.-PINE BLUFF (12/29/19)
TURNOVERS	20	FLORIDA A&M (12/19/19)
FOULS	23	VS NEBRASKA (11/25/19)

LOWS

POINTS	49	ARIZONA (02/01/20)
	56	SOUTHERN CALIFORNIA (01/02/20)
	56	at Colorado (01/23/20)
FIELD GOALS MADE	17	vs New Mexico St. (12/07/19)
FIELD GOAL ATTEMPTS	48	vs New Mexico St. (12/07/19)
FIELD GOAL PERCENTAGE	.278 (22-79)	SOUTHERN CALIFORNIA (01/02/20)
3 PT FIELD GOALS MADE	3	IDAHO ST. (11/17/19)
	3	ARIZONA (02/01/20)
3 PT FG ATTEMPTS	17	IDAHO ST. (11/17/19)
	17	FLORIDA A&M (12/19/19)
3 PT FG PERCENTAGE	.167 (3-18)	ARIZONA (02/01/20)
FREE THROWS MADE	2	at Utah (01/25/20)
FREE THROW ATTEMPTS	5	at Utah (01/25/20)
FREE THROW PERCENTAGE	.400 (2-5)	at Utah (01/25/20)
REBOUNDS	21	at Utah (01/25/20)
ASSISTS	8	SOUTHERN CALIFORNIA (01/02/20)
	8	ARIZONA (02/01/20)
STEALS	1	OMAHA (11/21/19)
	1	ARIZONA (02/01/20)
BLOCKED SHOTS	0	SOUTHERN CALIFORNIA (01/02/20)
TURNOVERS	3	SEATTLE U (11/07/19)
FOULS	10	ARK.-PINE BLUFF (12/29/19)

OPPONENTS

HIGHS

POINTS	88	AT STANFORD (01/11/20)
	85	OMAHA (11/21/19)
	82	VS NEBRASKA (11/25/19)
FIELD GOALS MADE	36	AT STANFORD (01/11/20)
FIELD GOAL ATTEMPTS	68	ARIZONA (02/01/20)
FIELD GOAL PERCENTAGE	.630 (29-46)	AT UTAH (01/25/20)
3 PT FIELD GOALS MADE	9	AT COLORADO (01/23/20)
	9	AT STANFORD (01/11/20)
	9	VS NEBRASKA (11/25/19)
3 PT FG ATTEMPTS	28	VS NEW MEXICO ST. (12/07/19)
3 PT FG PERCENTAGE	.500 (9-18)	VS NEBRASKA (11/25/19)
FREE THROWS MADE	20	OMAHA (11/21/19)
FREE THROW ATTEMPTS	25	VS NEBRASKA (11/25/19)
FREE THROW PERCENTAGE	.909 (10-11)	INCARNATE WORD (12/21/19)
REBOUNDS	49	ARIZONA (02/01/20)
ASSISTS	23	AT STANFORD (01/11/20)
STEALS	10	FLORIDA A&M (12/19/19)
BLOCKED SHOTS	8	SOUTHERN CALIFORNIA (01/02/20)
TURNOVERS	23	UC RIVERSIDE (12/15/19)
FOULS	27	UCLA (01/04/20)

LOWS

POINTS	50	vs Old Dominion (11/26/19)
	50	ARK.-PINE BLUFF (12/29/19)
	54	SEATTLE U (11/07/19)
	54	vs New Mexico St. (12/07/19)
FIELD GOALS MADE	18	vs Old Dominion (11/26/19)
FIELD GOAL ATTEMPTS	45	SOUTHERN CALIFORNIA (01/02/20)
FIELD GOAL PERCENTAGE	.333 (18-54)	vs Old Dominion (11/26/19)
3 PT FIELD GOALS MADE	1	SEATTLE U (11/07/19)
	1	SOUTHERN CALIFORNIA (01/02/20)
3 PT FG ATTEMPTS	5	FLORIDA A&M (12/19/19)
3 PT FG PERCENTAGE	.067 (1-15)	SEATTLE U (11/07/19)
FREE THROWS MADE	6	vs Old Dominion (11/26/19)
	6	ARK.-PINE BLUFF (12/29/19)
	6	OREGON (01/16/20)
FREE THROW ATTEMPTS	8	ARK.-PINE BLUFF (12/29/19)
FREE THROW PERCENTAGE	.500 (6-12)	OREGON (01/16/20)
	.500 (7-14)	vs New Mexico St. (12/07/19)
REBOUNDS	24	FLORIDA A&M (12/19/19)
ASSISTS	4	SEATTLE U (11/07/19)
STEALS	0	OMAHA (11/21/19)
BLOCKED SHOTS	0	OREGON (01/16/20)
TURNOVERS	6	ARIZONA (02/01/20)
FOULS	12	at Colorado (01/23/20)

INDIVIDUAL GAME HIGH/LOWS

WASHINGTON STATE

Points	34	CJ Elleby vs Washington (02/09/20)
	34	Isaac Bonton vs Oregon St. (01/18/20)
	27	CJ Elleby vs Arizona St. (01/29/20)
	27	CJ Elleby vs Nebraska (11/25/19)
	27	CJ Elleby vs Omaha (11/21/19)
	27	CJ Elleby vs Seattle U (11/07/19)
Field Goals Made	12	CJ Elleby vs Seattle U (11/07/19)
	10	CJ Elleby vs Florida A&M (12/19/19)
Field Goal Att.	26	Isaac Bonton vs Southern California (01/02/20)
	22	CJ Elleby vs Southern California (01/02/20)
FG Pct (min 5 made)	.857 (6-7)	Tony Miller at Idaho (12/04/19)
	.857 (6-7)	Jeff Pollard vs Colorado St. (11/27/19)
3-Point FG Made	6	CJ Elleby vs Washington (02/09/20)
	4	CJ Elleby vs Arizona St. (01/29/20)
	4	Isaac Bonton vs Oregon St. (01/18/20)
	4	CJ Elleby vs Oregon (01/16/20)
	4	Daron Henson at Stanford (01/11/20)
	4	CJ Elleby at California (01/09/20)
	4	Isaac Bonton vs Southern California (01/02/20)
	4	Isaac Bonton vs Ark.-Pine Bluff (12/29/19)
	4	Isaac Bonton vs Omaha (11/21/19)
	4	CJ Elleby vs Omaha (11/21/19)
3-Point FG Att.	13	Isaac Bonton vs Omaha (11/21/19)
	12	Isaac Bonton vs Southern California (01/02/20)
3-Pt FG Pct (min 3 made)	.750 (3-4)	Jervae Robinson at Utah (01/25/20)
	.750 (3-4)	Jeff Pollard vs Colorado St. (11/27/19)
Free Throws Made	14	Isaac Bonton vs Oregon St. (01/18/20)
	10	CJ Elleby vs Washington (02/09/20)
	10	CJ Elleby vs New Mexico St. (12/07/19)
Free Throw Att.	14	Isaac Bonton vs Oregon St. (01/18/20)
	13	CJ Elleby vs New Mexico St. (12/07/19)
FT Pct (min 6 made)	1.000 (14-14)	Isaac Bonton vs Oregon St. (01/18/20)
	1.000 (10-10)	CJ Elleby vs Washington (02/09/20)
	1.000 (7-7)	Jeff Pollard vs UC Riverside (12/15/19)
	1.000 (7-7)	CJ Elleby vs Nebraska (11/25/19)
	1.000 (6-6)	Isaac Bonton vs Washington (02/09/20)
	1.000 (6-6)	CJ Elleby vs Oregon St. (01/18/20)
	1.000 (6-6)	Noah Williams at California (01/09/20)
Rebounds	14	CJ Elleby vs Oregon (01/16/20)
	12	CJ Elleby vs Arizona St. (01/29/20)
	12	Isaac Bonton vs Incarnate Word (12/21/19)
Assists	9	Jaylen Shead at Idaho (12/04/19)
	8	Isaac Bonton vs Oregon St. (01/18/20)
Steals	7	CJ Elleby vs Idaho St. (11/17/19)
	4	Noah Williams vs Arizona St. (01/29/20)
	4	Isaac Bonton vs Arizona St. (01/29/20)
	4	Jervae Robinson vs Arizona St. (01/29/20)
	4	CJ Elleby vs UCLA (01/04/20)
	4	Jervae Robinson at Santa Clara (11/12/19)
Blocked Shots	3	CJ Elleby vs Washington (02/09/20)
	3	CJ Elleby vs Ark.-Pine Bluff (12/29/19)

OPPONENTS

Points	27	Onyeka Okongwu vs Southern California (01/02/20)
	26	Matt Bradley at California (01/09/20)
	24	Rylan Jones at Utah (01/25/20)
	24	Terrell Brown vs Seattle U (11/07/19)
	22	Tres Tinkle vs Oregon St. (01/18/20)
	22	Payton Pritchard vs Oregon (01/16/20)
	22	Tyrell Terry at Stanford (01/11/20)
	22	Chris Smith vs UCLA (01/04/20)
	22	Guglielmo Caruso at Santa Clara (11/12/19)
Field Goals Made	12	Onyeka Okongwu vs Southern California (01/02/20)
	10	Matt Bradley at California (01/09/20)
	10	Terrell Brown vs Seattle U (11/07/19)
Field Goal Att.	24	Terrell Brown vs Seattle U (11/07/19)
	20	Tres Tinkle vs Oregon St. (01/18/20)
FG Pct (min 5 made)	1.000 (5-5)	Sean Miller-Moore vs Oregon St. (01/18/20)
	.875 (7-8)	Oscar da Silva at Stanford (01/11/20)
3-Point FG Made	5	Adam Thistlewood vs Colorado St. (11/27/19)
	5	Jared Stutzman vs Idaho St. (11/17/19)
3-Point FG Att.	9	Chier Maker vs Idaho St. (11/17/19)
	8	Trevelin Queen vs New Mexico St. (12/07/19)
	8	Xavier Green vs Old Dominion (11/26/19)
	8	Jared Stutzman vs Idaho St. (11/17/19)
3-Pt FG Pct (min 3 made)	.714 (5-7)	Adam Thistlewood vs Colorado St. (11/27/19)
	.625 (5-8)	Jared Stutzman vs Idaho St. (11/17/19)
Free Throws Made	7	Jonah Mathews vs Southern California (01/02/20)
	7	M.J. Randolph vs Florida A&M (12/19/19)
Free Throw Att.	11	Cam Mack vs Nebraska (11/25/19)
	10	M.J. Randolph vs Florida A&M (12/19/19)
FT Pct (min 6 made)	1.000 (6-6)	Rylan Jones at Utah (01/25/20)
	1.000 (6-6)	KJ Robinson vs Omaha (11/21/19)
Rebounds	14	Nico Carvacho vs Colorado St. (11/27/19)
	14	Matt Pile vs Omaha (11/21/19)
Assists	10	McKinley Wright at Colorado (01/23/20)
	6	Cam Mack vs Nebraska (11/25/19)
Steals	5	Chris Duarte vs Oregon (01/16/20)
	4	Rylan Jones at Utah (01/25/20)
	4	Marcus Larsson vs Incarnate Word (12/21/19)
Blocked Shots	4	Myles Carter vs Seattle U (11/07/19)
	3	Branden Carlson at Utah (01/25/20)
	3	McKinley Wright at Colorado (01/23/20)
	3	Kylor Kelley vs Oregon St. (01/18/20)
	3	Onyeka Okongwu vs Southern California (01/02/20)
	3	Artavious McDyess vs Ark.-Pine Bluff (12/29/19)
	3	Josip Vrankic at Santa Clara (11/12/19)

HIGH/LOWS BY HALF

WASHINGTON STATE - FIRST HALF

HIGHS

POINTS	48	OMAHA (11/21/19)
FIELD GOALS MADE	18	INCARNATE WORD (12/21/19)
FIELD GOAL ATTEMPTS	41	SOUTHERN CALIFORNIA (01/02/20)
FIELD GOAL PERCENTAGE	.563 (18-32)	INCARNATE WORD (12/21/19)
3 PT FIELD GOALS MADE	8	OREGON (01/16/20)
3 PT FG ATTEMPTS	17	VS NEW MEXICO ST. (12/07/19)
	17	SEATTLE U (11/07/19)
3 PT FG PERCENTAGE	.714 (5-7)	INCARNATE WORD (12/21/19)
FREE THROWS MADE	11	OREGON ST. (01/18/20)
	11	UCLA (01/04/20)
FREE THROW ATTEMPTS	14	UCLA (01/04/20)
FREE THROW PERCENTAGE	1.000 (11-11)	OREGON ST. (01/18/20)
REBOUNDS	26	INCARNATE WORD (12/21/19)
ASSISTS	10	AT COLORADO (01/23/20)
	10	OREGON (01/16/20)
STEALS	11	ARIZONA ST. (01/29/20)
BLOCKED SHOTS	3	ARIZONA (02/01/20)
TURNOVERS	12	AT IDAHO (12/04/19)
FOULS	10	FIVE TIMES LAST AT UTAH (01/25/20)

LOWS

POINTS	18	AT STANFORD (01/11/20)
FIELD GOALS MADE	5	UCLA (01/04/20)
FIELD GOAL ATTEMPTS	22	AT CALIFORNIA (01/09/20)
FIELD GOAL PERCENTAGE	.208 (5-24)	UCLA (01/04/20)
3 PT FIELD GOALS MADE	1	IDAHO ST. (11/17/19)
	1	ARIZONA (02/01/20)
3 PT FG ATTEMPTS	7	INCARNATE WORD (12/21/19)
3 PT FG PERCENTAGE	.091 (1-11)	ARIZONA (02/01/20)
FREE THROWS MADE	0	VS COLORADO ST. (11/27/19)
	0	AT UTAH (01/25/20)
FREE THROW ATTEMPTS	0	AT UTAH (01/25/20)
FREE THROW PERCENTAGE	.000 (0-0)	AT UTAH (01/25/20)
REBOUNDS	10	AT CALIFORNIA (01/09/20)
ASSISTS	3	VS OLD DOMINION (11/26/19)
	3	SOUTHERN CALIFORNIA (01/02/20)
	3	UCLA (01/04/20)
	3	ARIZONA (02/01/20)
STEALS	0	INCARNATE WORD (12/21/19)
BLOCKED SHOTS	0	FIVE TIMES
TURNOVERS	2	SEATTLE U (11/07/19)
FOULS	2	SEATTLE U (11/07/19)

OPPONENTS - FIRST HALF

HIGHS

POINTS	46	AT STANFORD (01/11/20)
FIELD GOALS MADE	18	AT STANFORD (01/11/20)
FIELD GOAL ATTEMPTS	36	ARIZONA (02/01/20)
FIELD GOAL PERCENTAGE	.667 (18-27)	AT STANFORD (01/11/20)
3 PT FIELD GOALS MADE	6	VS OLD DOMINION (11/26/19)
3 PT FG ATTEMPTS	12	VS OLD DOMINION (11/26/19)
	12	IDAHO ST. (11/17/19)
3 PT FG PERCENTAGE	.500 (6-12)	VS OLD DOMINION (11/26/19)
	.500 (1-2)	FLORIDA A&M (12/19/19)
FREE THROWS MADE	10	AT COLORADO (01/23/20)
FREE THROW ATTEMPTS	13	AT COLORADO (01/23/20)
FREE THROW PERCENTAGE	1.000 (8-8)	AT CALIFORNIA (01/09/20)
REBOUNDS	27	ARIZONA (02/01/20)
ASSISTS	11	AT UTAH (01/25/20)
STEALS	6	ARIZONA ST. (01/29/20)
BLOCKED SHOTS	5	AT STANFORD (01/11/20)
TURNOVERS	15	ARIZONA ST. (01/29/20)
FOULS	14	UCLA (01/04/20)

LOWS

POINTS	21	SEATTLE U (11/07/19)
	21	vs New Mexico St. (12/07/19)
FIELD GOALS MADE	8	vs New Mexico St. (12/07/19)
	8	INCARNATE WORD (12/21/19)
FIELD GOAL ATTEMPTS	22	vs New Mexico St. (12/07/19)
	22	SOUTHERN CALIFORNIA (01/02/20)
FIELD GOAL PERCENTAGE	.250 (8-32)	INCARNATE WORD (12/21/19)
3 PT FIELD GOALS MADE	0	SEATTLE U (11/07/19)
	0	ARK.-PINE BLUFF (12/29/19)
	0	SOUTHERN CALIFORNIA (01/02/20)
	0	OREGON ST. (01/18/20)
3 PT FG ATTEMPTS	2	FLORIDA A&M (12/19/19)
3 PT FG PERCENTAGE	.000 (0-7)	SEATTLE U (11/07/19)
	.000 (0-3)	ARK.-PINE BLUFF (12/29/19)
	.000 (0-3)	SOUTHERN CALIFORNIA (01/02/20)
	.000 (0-4)	OREGON ST. (01/18/20)
FREE THROWS MADE	0	UC RIVERSIDE (12/15/19)
FREE THROW ATTEMPTS	2	SEATTLE U (11/07/19)
	2	IDAHO ST. (11/17/19)
	2	UC RIVERSIDE (12/15/19)
	2	ARK.-PINE BLUFF (12/29/19)
	2	ARIZONA (02/01/20)
FREE THROW PERCENTAGE	.000 (0-2)	UC RIVERSIDE (12/15/19)
REBOUNDS	12	at Idaho (12/04/19)
	12	INCARNATE WORD (12/21/19)
ASSISTS	1	SEATTLE U (11/07/19)
STEALS	0	OMAHA (11/21/19)
BLOCKED SHOTS	0	Six Times
TURNOVERS	3	at Stanford (01/11/20)
	3	OREGON ST. (01/18/20)
FOULS	4	IDAHO ST. (11/17/19)
	4	vs Colorado St. (11/27/19)

WASHINGTON STATE - SECOND HALF

HIGHS

POINTS	46	FLORIDA A&M (12/19/19)
	46	AT IDAHO (12/04/19)
FIELD GOALS MADE	18	SEATTLE U (11/07/19)
FIELD GOAL ATTEMPTS	44	SEATTLE U (11/07/19)
FIELD GOAL PERCENTAGE	.625 (15-24)	FLORIDA A&M (12/19/19)
3 PT FIELD GOALS MADE	9	AT STANFORD (01/11/20)
3 PT FG ATTEMPTS	22	OMAHA (11/21/19)
3 PT FG PERCENTAGE	.692 (9-13)	AT STANFORD (01/11/20)
FREE THROWS MADE	18	WASHINGTON (02/09/20)
	18	VS NEW MEXICO ST. (12/07/19)
FREE THROW ATTEMPTS	22	WASHINGTON (02/09/20)
FREE THROW PERCENTAGE	1.000 (7-7)	ARK.-PINE BLUFF (12/29/19)
REBOUNDS	27	INCARNATE WORD (12/21/19)
ASSISTS	9	OREGON ST. (01/18/20)
	9	INCARNATE WORD (12/21/19)
STEALS	8	AT SANTA CLARA (11/12/19)
BLOCKED SHOTS	4	ARK.-PINE BLUFF (12/29/19)
TURNOVERS	13	FLORIDA A&M (12/19/19)
FOULS	14	VS NEBRASKA (11/25/19)

LOWS

POINTS	23	AT COLORADO (01/23/20)
FIELD GOALS MADE	7	OMAHA (11/21/19)
	7	VS NEW MEXICO ST. (12/07/19)
FIELD GOAL ATTEMPTS	17	VS NEW MEXICO ST. (12/07/19)
FIELD GOAL PERCENTAGE	.200 (7-35)	OMAHA (11/21/19)
3 PT FIELD GOALS MADE	1	AT SANTA CLARA (11/12/19)
	1	VS NEW MEXICO ST. (12/07/19)
3 PT FG ATTEMPTS	4	VS NEW MEXICO ST. (12/07/19)
3 PT FG PERCENTAGE	.077 (1-13)	AT SANTA CLARA (11/12/19)
FREE THROWS MADE	2	SOUTHERN CALIFORNIA (01/02/20)
	2	AT UTAH (01/25/20)
	2	ARIZONA ST. (01/29/20)
FREE THROW ATTEMPTS	4	SEATTLE U (11/07/19)
	4	VS OLD DOMINION (11/26/19)
	4	SOUTHERN CALIFORNIA (01/02/20)
	4	ARIZONA ST. (01/29/20)
FREE THROW PERCENTAGE	.364 (4-11)	ARIZONA (02/01/20)
REBOUNDS	10	AT UTAH (01/25/20)
ASSISTS	2	AT SANTA CLARA (11/12/19)
	2	VS NEW MEXICO ST. (12/07/19)
STEALS	0	OMAHA (11/21/19)
	0	ARIZONA (02/01/20)
BLOCKED SHOTS	0	EIGHT TIMES
TURNOVERS	1	SEATTLE U (11/07/19)
FOULS	6	INCARNATE WORD (12/21/19)
	6	UCLA (01/04/20)

OPPONENTS - SECOND HALF

HIGHS

POINTS	50	OMAHA (11/21/19)
FIELD GOALS MADE	18	at Stanford (01/11/20)
	18	FLORIDA A&M (12/19/19)
FIELD GOAL ATTEMPTS	39	vs New Mexico St. (12/07/19)
FIELD GOAL PERCENTAGE	.682 (15-22)	at Utah (01/25/20)
3 PT FIELD GOALS MADE	6	OMAHA (11/21/19)
3 PT FG ATTEMPTS	18	vs New Mexico St. (12/07/19)
3 PT FG PERCENTAGE	.750 (3-4)	at Utah (01/25/20)
FREE THROWS MADE	14	OMAHA (11/21/19)
FREE THROW ATTEMPTS	18	vs Nebraska (11/25/19)
FREE THROW PERCENTAGE	1.000 (7-7)	at Colorado (01/23/20)
	1.000 (1-1)	at Stanford (01/11/20)
REBOUNDS	27	at Colorado (01/23/20)
	27	at Santa Clara (11/12/19)
ASSISTS	13	at Stanford (01/11/20)
STEALS	7	FLORIDA A&M (12/19/19)
BLOCKED SHOTS	5	SOUTHERN CALIFORNIA (01/02/20)
TURNOVERS	12	at Santa Clara (11/12/19)
FOULS	15	WASHINGTON (02/09/20)
	15	OREGON (01/16/20)

LOWS

POINTS	22	vs Old Dominion (11/26/19)
	22	ARK.-PINE BLUFF (12/29/19)
FIELD GOALS MADE	7	ARK.-PINE BLUFF (12/29/19)
FIELD GOAL ATTEMPTS	22	at Utah (01/25/20)
FIELD GOAL PERCENTAGE	.280 (7-25)	ARK.-PINE BLUFF (12/29/19)
3 PT FIELD GOALS MADE	1	SEATTLE U (11/07/19)
	1	at Santa Clara (11/12/19)
	1	FLORIDA A&M (12/19/19)
	1	INCARNATE WORD (12/21/19)
	1	SOUTHERN CALIFORNIA (01/02/20)
	1	UCLA (01/04/20)
	1	ARIZONA ST. (01/29/20)
3 PT FG ATTEMPTS	3	FLORIDA A&M (12/19/19)
3 PT FG PERCENTAGE	.125 (1-8)	SEATTLE U (11/07/19)
	.125 (1-8)	ARIZONA ST. (01/29/20)
FREE THROWS MADE	1	at Stanford (01/11/20)
FREE THROW ATTEMPTS	1	at Stanford (01/11/20)
FREE THROW PERCENTAGE	.500 (4-8)	vs Old Dominion (11/26/19)
	.500 (4-8)	vs New Mexico St. (12/07/19)
	.500 (4-8)	OREGON (01/16/20)
	.500 (5-10)	ARIZONA ST. (01/29/20)
REBOUNDS	9	FLORIDA A&M (12/19/19)
ASSISTS	1	vs Old Dominion (11/26/19)
STEALS	0	SEATTLE U (11/07/19)
	0	OMAHA (11/21/19)
	0	SOUTHERN CALIFORNIA (01/02/20)
	0	at California (01/09/20)
BLOCKED SHOTS	0	UC RIVERSIDE (12/15/19)
	0	OREGON (01/16/20)
TURNOVERS	3	OMAHA (11/21/19)
	3	UCLA (01/04/20)
FOULS	4	vs Old Dominion (11/26/19)

CHARTING THE COUGS

Times Led WSU in Scoring

CJ Elleby	15
Isaac Bonton	8
Jeff Pollard	1
Tony Miller	1

Times Led WSU in Rebounding

CJ Elleby	12
Jeff Pollard	4
Tony Miller	2
Jaylen Shead	2
Aljaz Kunc	2
Noah Williams	2
Marvin Cannon	1
Isaac Bonton	1

Times Led WSU in Assists

Isaac Bonton	16
Jaylen Shead	4
Jervae Robinson	3
CJ Elleby	2
Noah Williams	1

Times Led WSU in Steals

CJ Elleby	11
Isaac Bonton	9
Noah Williams	6
Jervae Robinson	5
Tony Miller	4
Aljaz Kunc	4
Jaylen Shead	2
DJ Rodman	1

Times Led WSU in Blocks

Aljaz Kunc	10
CJ Elleby	10
Jeff Pollard	6
Isaac Bonton	5
Noah Williams	4
Marvin Cannon	3
Tony Miller	3
Jervae Robinson	2
Volodymyr Markovetskyy	1

Double-Figure Scoring Games

CJ Elleby	21
Isaac Bonton	20
Jeff Pollard	11
Tony Miller	5
Noah Williams	5
Jervae Robinson	4
Aljaz Kunc	4
Marvin Cannon	2
Daron Henson	2

20-Plus Point Games

CJ Elleby	14
Isaac Bonton	2

30-Plus Point Games

Isaac Bonton	1
CJ Elleby	1

Double-Doubles

CJ Elleby	4
Isaac Bonton	1
Tony Miller	1

Consecutive Double-Figure Scoring Games (Active)

Isaac Bonton	13
CJ Elleby	1
Jervae Robinson	1
Noah Williams	1

Technical Fouls

Washington State	5
Opponents	2

Jump Balls Controlled

Washington State	6
Opponents	18
CJ Elleby	6/24

Three-Point Plays

Washington State	24
Opponents	20

Four-Point Plays

Washington State	1
Opponents	1

Consecutive Free Throws Made (Active)

CJ Elleby	12
Isaac Bonton	7
Ryan Rapp	3
Jeff Pollard	3
Jervae Robinson	2
Jaylen Shead	1

Five-Second Violations

Washington State	-
Opponents	-

Shot Clock Violations

Washington State	6
Opponents	12

First to Score

Washington State	14
Opponents	10

First to Score for WSU

Aljaz Kunc	6
Isaac Bonton	6
CJ Elleby	6
Jeff Pollard	3
Jaylen Shead	2
Jervae Robinson	

How WSU Scored First Points

3-Pointer	11
Layup	7
Jump Shot	5
Free Throw	1

First Substitutions

Noah Williams	9
DJ Rodman	7
Tony Miller	4
Jervae Robinson	3
Jaylen Shead	3
Marvin Cannon	3
Volodymyr Markovetskyy	3
Isaac Bonton	1
Deion James	1

Charges Drawn

Washington State	37
Opponents	19

FIRST HALF POINTS

WASHINGTON STATE	805
OPPONENTS	767

SECOND HALF POINTS

WASHINGTON STATE	872
OPPONENTS	851

OVERTIME POINTS

WASHINGTON STATE	14
OPPONENTS	6

POINTS OFF TURNOVERS

WASHINGTON STATE	399 (16.6)
OPPONENTS	303 (12.6)

SECOND CHANCE POINTS

WASHINGTON STATE	232 (9.7)
OPPONENTS	187 (7.8)

POINTS IN THE PAINT

WASHINGTON STATE	676 (28.2)
OPPONENTS	784 (32.7)

FASTBREAK POINTS

WASHINGTON STATE	269 (11.2)
OPPONENTS	212 (8.8)

BENCH POINTS

WASHINGTON STATE	415 (17.3)
OPPONENTS	459 (19.1)

LARGEST WSU HALFTIME LEAD
22 vs Seattle U (Nov. 7)

LARGEST WSU HALFTIME DEFICIT
28 at Stanford (Jan. 11)

LARGEST WSU WIN
31 vs Seattle U (Nov. 7)

LARGEST WSU LOSS
26 at Stanford (Jan. 11)

LARGEST WSU LEAD
34 vs Seattle U (Nov. 7)

LARGEST WSU DEFICIT
33 at Stanford (Jan. 11)

SMALLEST WSU MARGIN OF VICTORY
2 vs Arizona State (Jan. 29)

SMALLEST OPP. MARGIN OF VICTORY
7 at Cal (Jan. 9)

GAME COMPARISONS

Opponent	1st	2nd	Score	Mar	Total FG	FG Pct	3-Pointers	3FG Pct	Free Throws	FT Pct	Rbds	Mar	Assist	TOver	Block	Steal	Fouls
SEATTLE U	43/21	42/33	85-54	+31	33-81/20-59	.407/.339	9-31/1-15	.290/.067	10-15/13-19	.667/.684	50/39	+11	13/4	3/12	3/4	10/1	13/14
Santa Clara	38/41	24/29	62-70	(8)	22-67/25-53	.328/.472	7-29/5-16	.241/.313	11-17/15-17	.647/.882	34/43	(9)	9/11	14/21	1/5	12/8	15/21
IDAHO ST.	37/32	35/29	72-61	+11	28-64/23-53	.438/.434	3-17/6-21	.176/.286	13-16/9-12	.813/.750	31/36	(5)	10/10	7/20	3/4	9/4	15/14
OMAHA	48/35	29/50	77-85	(8)	24-69/29-59	.348/.492	12-35/7-19	.343/.368	17-21/20-24	.810/.833	38/41	(3)	12/8	5/10	2/1	1/0	18/18
Nebraska	37/34	34/48	71-82	(11)	27-73/30-57	.370/.526	6-27/9-18	.222/.500	11-16/13-25	.688/.520	44/41	+3	9/11	13/15	3/2	6/5	23/16
Old Dominion	30/28	36/22	66-50	+16	23-60/18-54	.383/.333	8-24/8-21	.333/.381	12-17/6-11	.706/.545	39/39	-	10/5	7/15	4/4	4/3	14/16
Colorado St.	31/30	38/49	69-79	(10)	27-68/28-51	.397/.549	9-31/8-20	.290/.400	6-12/15-23	.500/.652	28/44	(16)	11/12	7/20	1/2	6/4	19/16
Idaho	32/24	46/41	78-65	+13	28-63/26-63	.444/.413	6-25/5-19	.240/.263	16-21/8-15	.762/.533	40/31	+9	12/11	16/18	1/1	12/6	19/20
New Mexico St.	30/21	33/33	63-54	+9	17-48/21-61	.354/.344	8-21/5-28	.381/.179	21-26/7-14	.808/.500	37/42	(5)	11/13	13/17	2/7	7/5	20/22
UC RIVERSIDE	27/24	43/32	70-56	+14	24-57/21-47	.421/.447	7-23/6-21	.304/.286	15-18/8-13	.833/.615	31/33	(2)	11/11	12/23	4/2	11/4	17/19
FLORIDA A&M	41/24	46/49	87-73	+14	32-61/28-60	.525/.467	6-17/2-5	.353/.400	17-24/15-21	.708/.714	46/24	+22	13/5	20/14	1/1	4/10	21/20
INCARNATE WORD	46/27	41/32	87-59	+28	34-69/22-64	.493/.344	7-18/5-17	.389/.294	12-16/10-11	.750/.909	53/27	+26	17/13	18/14	4/1	3/7	12/23
ARK.-PINE BLUFF	26/28	39/22	65-50	+15	24-62/20-51	.387/.392	6-25/4-9	.240/.444	11-15/6-8	.733/.750	36/36	-	14/5	8/15	5/7	7/4	10/17
SOUTHERN CALIFORNIA	27/31	29/34	56-65	(9)	22-79/23-45	.278/.511	6-28/1-7	.214/.143	6-10/18-24	.600/.750	39/46	(7)	8/11	6/20	0/8	4/3	19/17
UCLA	24/33	41/32	79-71	+8	25-59/26-62	.424/.419	6-20/6-21	.300/.286	23-32/13-21	.719/.619	37/43	(6)	11/9	10/16	4/5	7/3	18/27
California	34/40	32/33	66-73	(7)	19-49/26-51	.388/.510	7-25/4-12	.280/.333	21-28/17-20	.750/.850	26/33	(7)	10/12	12/17	2/2	5/2	21/22
Stanford	18/46	44/42	62-88	(26)	22-56/36-59	.393/.610	12-27/9-23	.444/.391	6-12/7-13	.500/.538	33/32	+1	13/23	18/9	1/6	6/8	17/18
OREGON	34/37	38/24	72-61	+11	25-52/24-51	.481/.471	11-21/7-21	.524/.333	11-17/6-12	.647/.500	33/27	+6	15/10	15/16	3/0	6/6	13/20
OREGON ST.	46/40	43/36	89-76	+13	28-55/31-62	.509/.500	8-20/2-13	.400/.154	25-27/12-15	.926/.800	30/30	-	16/15	8/9	2/4	5/3	16/21
Colorado	33/38	23/40	56-78	(22)	22-59/26-57	.373/.456	8-20/9-22	.400/.409	4-7/17-20	.571/.850	28/45	(17)	13/19	13/14	3/4	10/7	17/12
Utah	25/37	39/39	64-76	(12)	26-56/29-46	.464/.630	10-26/4-10	.385/.400	2-5/14-19	.400/.737	21/30	(9)	11/19	13/14	1/4	6/7	19/14
ARIZONA ST.	37/31	30/34	67-65	+2	23-56/26-63	.411/.413	10-25/5-19	.400/.263	11-16/8-15	.688/.533	34/42	(8)	14/9	19/21	4/4	12/8	16/15
ARIZONA	23/32	26/34	49-66	(17)	20-54/27-68	.370/.397	3-18/4-18	.167/.222	6-13/8-14	.462/.571	36/49	(13)	8/9	9/6	3/4	1/8	16/16
WASHINGTON	38/33	41/34	79-67	+12	23-60/25-59	.383/.424	9-24/7-25	.375/.280	24-28/10-17	.857/.588	44/33	+11	15/9	14/17	3/4	8/5	19/23

Note: Game totals are displayed in the format TEAM/OPPONENT for each category

WSU **GAME** LEADERS

DATE	TIME	OPPONENT	W/L	SCORE	ATTEND	OVERALL	PAC-12	HIGH POINTS	HIGH REBOUNDS
11/07/19	6:00 pm	SEATTLE U	W	85-54	2810	1-0	0-0	(27)CJ Elleby	(9)Noah Williams
11/12/19	7:00 pm	at Santa Clara	L	62-70	1202	1-1	0-0	(11)Isaac Bonton	(5)Aljaz Kunc
11/17/19	1:00 pm	IDAHO ST.	W	72-61	2704	2-1	0-0	(23)CJ Elleby	(8)CJ Elleby
11/21/19	4:00 pm	OMAHA	L	77-85	2204	2-2	0-0	(27)CJ Elleby	(9)CJ Elleby
11/25/19	4:30 pm	vs Nebraska	L	71-82	660	2-3	0-0	(27)CJ Elleby	(8)Jaylen Shead
11/26/19	5:00 pm	vs Old Dominion	W	66-50	406	3-3	0-0	(21)CJ Elleby	(7)Marvin Cannon
11/27/19	1:30 pm	vs Colorado St.	L	69-79	1023	3-4	0-0	(16)CJ Elleby	(6)CJ Elleby
								(16)Jeff Pollard	(6)Aljaz Kunc
12/04/19	10:17 pm	at Idaho	W	78-65	1316	4-4	0-0	(18)Tony Miller	(8)Jaylen Shead
12/07/19	12:00 pm	vs New Mexico St.	W	63-54	1222	5-4	0-0	(14)CJ Elleby	(5)Jeff Pollard
12/15/19	1:30 pm	UC RIVERSIDE	W	70-56	1995	6-4	0-0	(20)CJ Elleby	(7)Jeff Pollard
12/19/19	7:30 pm	FLORIDA A&M	W	87-73	1987	7-4	0-0	(25)CJ Elleby	(11)CJ Elleby
12/21/19	4:00 pm	INCARNATE WORD	W	87-59	2037	8-4	0-0	(19)Isaac Bonton	(12)Isaac Bonton
12/29/19	5:00 pm	ARK.-PINE BLUFF	W	65-50	2122	9-4	0-0	(22)CJ Elleby	(7)CJ Elleby
01/02/20	7:30 pm	*SOUTHERN CALIFORNIA	L	56-65	2256	9-5	0-1	(18)Isaac Bonton	(11)Tony Miller
01/04/20	4:00 pm	*UCLA	Wot	79-71	2825	10-5	1-1	(17)Isaac Bonton	(6)Tony Miller
01/09/20	7:30 pm	*at California	L	66-73	3953	10-6	1-2	(22)CJ Elleby	(9)CJ Elleby
01/11/20	3:00 pm	*at Stanford	L	62-88	3526	10-7	1-3	(15)Isaac Bonton	(10)Jeff Pollard
01/16/20	6:00 pm	*#8 OREGON	W	72-61	3082	11-7	2-3	(25)CJ Elleby	(14)CJ Elleby
01/18/20	1:00 pm	*OREGON ST.	W	89-76	10380	12-7	3-3	(34)Isaac Bonton	(9)CJ Elleby
01/23/20	8:00 pm	*at Colorado	L	56-78	7864	12-8	3-4	(15)CJ Elleby	(5)CJ Elleby
01/25/20	5:00 pm	*at Utah	L	64-76	9807	12-9	3-5	(21)Isaac Bonton	(7)CJ Elleby
01/29/20	8:00 pm	*ARIZONA ST.	W	67-65	2811	13-9	4-5	(27)CJ Elleby	(12)CJ Elleby
02/01/20	5:00 pm	*ARIZONA	L	49-66	4032	13-10	4-6	(15)Isaac Bonton	(7)Noah Williams
02/09/20	3:00 pm	*WASHINGTON	W	79-67	4866	14-10	5-6	(34)CJ Elleby	(10)CJ Elleby
									(10)Jeff Pollard

SEASON **HIGHLIGHTS**

Opponent	Result	Notes
SEATTLE U (Nov. 7)	W, 85-54	CJ Elleby scored a career-high 27 points as head coach Kyle Smith earned her first win at WSU. Smith's 31 point win in his debut was the largest debut victory in the modern era at WSU, second all-time only to Jack Friel's 44 point win in his debut in 1928
at Santa Clara (Nov. 12)	L, 62-70	Isaac Bonton scored a team-best 19 points including 11 in the second half.
IDAHO STATE (Nov. 17)	W, 72-61	CJ Elleby scored a team-best 23 points while nabbing a career-best 7 steals, one shy of WSU's single game record.
OMAHA (Nov. 21)	L, 77-85	The Cougs led by as much as 15 in the contest but saw Omaha score 50 second half points to pick up the comeback win. In the loss CJ Elleby tied his career high with 27 points including 18 in the first half.
vs. Nebraska (Nov. 25)	L, 71-82	CJ Elleby continued his tear scoring 27 points for the second-straight contest.
vs. Old Dominion (Nov. 26)	W, 66-50	WSU dominated defensively holding the Monarchs to 50 points, the lowest given up since 2013.
vs. Colorado State (Nov. 27)	L, 69-79	Jeff Pollard scored a career-best 16 points as four scored in double-figures.
at Idaho (Dec. 4)	W, 78-65	Tony Miller continued to emerge as a top threat for the Cougars as the junior scored 18 points on 6-of-7 shooting.
NEW MEXICO STATE (Dec. 7)	W, 63-54	Allowed just 54 points, tying for the second lowest point total given up on the year alongside of the Cougs' opening performance against Seattle U.
UC RIVERSIDE (Dec. 15)	W, 70-56	The Cougars forced 23 turnovers, the most since forcing 25 at Gonzaga Dec. 8, 2010.
FLORIDA A&M (Dec. 19)	W, 87-73	Scored a season-high 87 points while CJ Elleby produced the first double-double of the year with 25 pts and 11 rbds
INCARNATE WORD (Dec. 21)	W, 87-59	Tied their season-high for points in a game as Isaac Bonton came up with his first career double-double with career bests in points (19) and rebounds (12) as well as assists (6).
ARK.-PINE BLUFF (Dec. 29)	W, 65-50	WSU finished a perfect December coming back from a half-time deficit for the first time on the year.
USC (Jan. 2)	L, 56-65	Tony Miller produced his first double-double with 15 points and 11 rebounds.
UCLA (Jan. 4)	W, 79-71 (OT)	The Cougs came back from 11 down in the second half to beat UCLA in overtime, snapping a five-game skid against the Bruins.
at Cal (Jan. 9)	L, 66-73	Freshman Noah Williams came up with a career-best 16 points in the road loss as WSU mounted a late comeback that fell short.
at Stanford (Jan. 11)	L, 62-88	Daron Henson made just his second appearance for WSU scoring 12 points on 4-of-6 from deep.
#8 OREGON (Jan. 16)	W, 72-61	CJ Elleby's 25&14 double-double led the Cougs to their first win over a top-10 team since 2007.
OREGON ST. (Jan. 18)	W, 89-76	Isaac Bonton became the first Pac-12 play to go for 30+ pt, 8 rbd, 8 asst, in a game since 1997 as WSU scored a season high 89 points against the Beavers.
at #23 Colorado (Jan. 23)	L, 56-78	Daron Henson scored a career best 13 points off the bench, but a shorthanded Cougs fell to 0-9 all-time in Boulder.
at Utah (Jan. 25)	L, 64-76	WSU came back from down 12 to take the lead in the second half, but in the end fell for the 12-straight game vs Utah.
ARIZONA ST. (Jan. 29)	W, 67-65	CJ Elleby tied his career high with 27 points including hitting the game-winning 3-pt FG with 05.4 seconds to play.
ARIZONA (Feb. 1)	L, 49-66	WSU was held to a season-low 49 points against the Wildcats.
WASHINGTON (Feb. 9)	W, 79-67	CJ Elleby scored a career-best 34 points and grabbed 10 rebounds to lead the Cougs to their first win in five games in the Apple Cup series.

PREVIOUS **BOX SCORES**

Official Basketball Box Score - Final
Seattle U at Washington St.
11/08/19 Beasley Coliseum, Pullman
Washington State vs Seattle U

Game Time: 2:05 AM
Game Duration: 5:19
Attendance: 2,810

Officials: Randy McCall, John Higgins, Kelly Pfeifer

Seattle U - 54 Record: 1-1

NO.	Name		Min	FG M-A	3P M-A	FT M-A	Rebounds OR	DR	TOT	Fouls PF	FD	TP	AS	TO	ST	Blocks BS	BA	+/-
1	Myles Carter	F	29:45	3-7	0-1	2-2	2	1	3	0	2	8	0	1	0	4	0	-23
12	Mattia Da Campo	G	27:20	0-1	0-1	1-3	1	7	8	2	3	1	0	1	1	0	0	-25
13	Morgan Means	G	26:34	3-8	1-2	0-0	0	3	3	4	0	7	0	3	0	0	1	-25
23	Terrell Brown	G	35:55	10-24	0-1	4-5	1	7	8	1	4	24	2	5	0	0	1	-28
24	Delante Jones	G	25:26	0-7	0-5	0-0	0	4	4	4	0	0	1	0	0	0	1	-29
0	Rip Economou		10:08	0-1	0-1	0-0	1	0	1	2	0	0	0	0	0	0	0	-3
21	Jordan Dallas		03:33	0-3	0-2	0-0	0	1	1	1	0	0	0	0	0	0	0	0
2	Trey'von Hopkins		12:29	3-5	0-1	4-4	0	0	0	0	2	10	0	0	0	0	0	-11
34	Anand Hundal		09:38	0-0	0-0	0-0	0	0	0	0	0	0	0	0	0	0	0	-5
10	Aaron Nettles		13:50	1-3	0-1	2-3	0	0	0	0	1	4	1	0	0	0	0	-5
33	Mikkel Hauge		03:38	0-0	0-0	0-2	0	1	1	0	1	0	0	1	0	0	0	0
35	Dovy Pinskus		01:44	0-0	0-0	0-0	0	0	0	0	0	0	0	0	0	0	0	-1
Team							4	6	10			0		1				
Totals				20-59	1-15	13-19	9	30	39	14	13	54	4	12	1	4	3	-31

Technical Fouls::NONE

Shooting By Period		
1st	FG%	10-32 31.3%
	3PT%	0-7 0.0%
	FT%	1-2 50%
2nd	FG%	10-27 37.0%
	3PT%	1-8 12.5%
	FT%	12-17 70.6%
GM	FG%	20-59 33.9%
	3PT%	1-15 6.7%
	FT%	13-19 68.4%

Dead Ball Rebounds: 5, 0

Washington St. - 85 Record: 1-0

NO.	Name		Min	FG M-A	3P M-A	FT M-A	Rebounds OR	DR	TOT	Fouls PF	FD	TP	AS	TO	ST	Blocks BS	BA	+/-
4	Aljaz Kunc	F	16:37	2-6	1-3	0-0	1	2	3	2	0	5	0	0	0	1	0	25
13	Jeff Pollard	F	20:33	3-9	1-5	0-0	3	4	7	1	1	7	2	0	0	1	0	19
2	CJ Elleby	G	29:58	12-18	3-8	0-1	2	5	7	1	1	27	0	0	3	0	0	24
10	Isaac Bonton	G	28:40	5-14	0-3	2-4	1	7	8	1	4	12	4	0	1	1	1	25
23	Jaylen Shead	G	26:16	2-5	2-2	3-4	0	2	2	2	3	9	3	0	3	0	2	19
1	Jervae Robinson		20:15	3-7	1-3	0-0	0	0	0	0	0	7	0	0	1	0	0	15
20	Deion James		15:24	0-3	0-1	4-4	0	4	4	0	3	4	1	2	1	0	0	9
24	Noah Williams		17:25	1-7	0-1	0-0	4	5	9	2	1	2	2	0	0	0	1	3
5	Marvin Cannon		09:49	1-5	0-3	0-0	2	1	3	1	0	2	0	1	0	0	0	8
11	DJ Rodman		08:31	2-3	1-1	0-0	2	0	2	3	0	5	0	0	1	0	0	6
32	Tony Miller		04:05	1-2	0-0	1-2	1	0	1	0	1	3	1	0	0	0	0	3
3	Daron Henson		02:27	1-2	0-1	0-0	0	0	0	0	0	2	0	0	0	0	0	-1
Team							3	1	4			0		0				
Totals				33-81	9-31	10-15	19	31	50	13	14	85	13	3	10	3	4	31

Technical Fouls::NONE

Shooting By Period		
1st	FG%	15-37 40.5%
	3PT%	6-17 35.3%
	FT%	7-11 63.6%
2nd	FG%	18-44 40.9%
	3PT%	3-14 21.4%
	FT%	3-4 75%
GM	FG%	33-81 40.7%
	3PT%	9-31 29.0%
	FT%	10-15 66.7%

Dead Ball Rebounds: 4, 0

	SU	WSU
Biggest lead	0 (1st 20:00)	34 (2nd 3:24)
Best Scoring Run	5(2nd 9:20)	7(1st 7:00)
Lead Changes	0	
Times Tied	0	
Time with Lead	00:00	39:28

Points from	SU	WSU
Turnovers	0	16
Paint	24	34
Second Chance	4	11
Fast Breaks	2	18
Bench	14	25

Period by Period Scoring	1st	2nd	TOT
SU	21	33	54
WSU	43	42	85

Official Basketball Box Score - Final
Washington St. at Santa Clara
11/13/19 Leavey Center, Santa Clara
2019-20 Men's Basketball

Game Time: 3:00 AM
Game Duration: 1:48
Attendance: 1,202

Officials: Chris Rastatter, Glen Mayberry, Scott Brown

Washington St. - 62 Record: 1-1

NO.	Name		Min	FG M-A	3P M-A	FT M-A	Rebounds OR	DR	TOT	Fouls PF	FD	TP	AS	TO	ST	Blocks BS	BA	+/-
4	Aljaz Kunc	F	34:01	3-7	2-5	0-0	1	6	7	2	3	8	0	0	2	1	0	0
13	Jeff Pollard	F	25:12	2-4	1-3	2-2	1	5	6	1	3	7	1	1	0	0	1	-2
2	CJ Elleby	G	28:36	4-14	1-7	1-3	0	2	2	5	2	10	1	5	1	0	0	-1
10	Isaac Bonton	G	33:25	7-20	0-5	5-7	0	1	1	1	6	19	4	1	1	0	1	-2
23	Jaylen Shead	G	17:45	1-4	0-0	0-0	1	1	2	1	0	2	1	4	3	0	1	-13
1	Jervae Robinson		23:08	2-9	2-4	2-2	1	4	5	0	3	8	1	1	4	0	0	-11
20	Deion James		05:18	1-2	0-0	0-1	0	0	0	1	1	2	0	0	0	0	0	-5
24	Noah Williams		13:31	0-1	0-1	0-0	1	1	2	2	1	0	1	2	0	0	0	-1
11	DJ Rodman		12:28	1-3	1-3	0-0	2	0	2	1	1	3	0	0	1	0	1	-9
5	Marvin Cannon		06:36	1-3	0-1	1-2	1	1	2	1	1	3	0	0	0	0	1	4
Team							4	1	5			0		0				
Totals				22-67	7-29	11-17	12	22	34	15	21	62	9	14	12	1	5	-8

Technical Fouls::NONE

Shooting By Period		
1st	FG%	12-31 38.7%
	3PT%	6-16 37.5%
	FT%	8-10 80%
2nd	FG%	10-36 27.8%
	3PT%	1-13 7.7%
	FT%	3-7 42.9%
GM	FG%	22-67 32.8%
	3PT%	7-29 24.1%
	FT%	11-17 64.7%

Dead Ball Rebounds: 3, 0

Santa Clara - 70 Record: 3-0

NO.	Name		Min	FG M-A	3P M-A	FT M-A	Rebounds OR	DR	TOT	Fouls PF	FD	TP	AS	TO	ST	Blocks BS	BA	+/-
0	DJ Mitchell	F	24:08	1-6	0-0	1-2	1	7	8	3	3	3	2	2	1	1	0	-2
13	Josip Vrankic	F	36:18	0-4	0-1	2-2	0	4	4	3	1	2	3	1	3	3	0	11
30	Guglielmo Caruso	F	34:15	8-10	1-2	5-5	4	6	10	1	4	22	1	5	0	0	0	3
2	Tahj Eaddy	G	28:21	3-8	1-2	0-0	2	4	6	2	0	7	1	4	1	0	1	8
3	Trey Wertz	G	30:33	7-13	0-4	4-4	0	9	9	2	4	18	1	1	0	0	0	7
14	Keshawn Justice		08:30	1-3	1-3	0-0	0	0	0	1	0	3	1	2	0	0	0	-3
1	David Thompson		09:17	0-0	0-0	2-2	0	2	2	3	1	2	1	1	0	0	0	1
12	Jaden Bediako		05:30	0-0	0-0	0-0	1	0	1	4	0	0	1	3	1	0	0	5
24	Jalen Williams		20:24	4-7	1-2	1-2	0	3	3	2	2	10	0	2	2	1	0	8
4	Giordan Williams		02:44	1-2	1-2	0-0	0	0	0	0	0	3	0	0	0	0	0	2
Team							0	0	0			0		0				
Totals				25-53	5-16	15-17	8	35	43	21	15	70	11	21	8	5	1	8

Technical Fouls::NONE

Shooting By Period		
1st	FG%	17-30 56.7%
	3PT%	4-10 40.0%
	FT%	3-3 100%
2nd	FG%	8-23 34.8%
	3PT%	1-6 16.7%
	FT%	12-14 85.7%
GM	FG%	25-53 47.2%
	3PT%	5-16 31.3%
	FT%	15-17 88.2%

Dead Ball Rebounds: 0, 1

	WSU	SCU
Biggest lead	4 (1st 13:50)	14 (2nd 5:21)
Best Scoring Run	7(1st 13:50)	8(2nd 11:20)
Lead Changes	5	
Times Tied	7	
Time with Lead	04:46	31:23

Points from	WSU	SCU
Turnovers	16	9
Paint	22	34
Second Chance	9	7
Fast Breaks	7	12
Bench	16	18

Period by Period Scoring	1st	2nd	TOT
WSU	38	24	62
SCU	41	29	70

Official Basketball Box Score - Final
Idaho St. at Washington St.
11/17/19 Beasley Coliseum, Pullman
Washington State vs Idaho State

Game Time: 9:06 PM
Game Duration: 1:50
Attendance: 2,704

Officials: Kevin Ball, Rick Batsell, Jimmy Casa

Idaho St. - 61 Record: 2-2

NO.	Name		Min	FG M-A	3P M-A	FT M-A	Rebounds OR	DR	TOT	Fouls PF	FD	TP	AS	TO	ST	Blocks BS	BA	+/-
3	Malik Porter	F	27:17	4-6	0-0	1-2	2	6	8	2	2	9	0	1	1	1	0	-6
5	Chier Maker	F	36:20	5-15	1-9	4-4	3	3	6	2	2	15	1	2	1	0	1	-10
15	Coreyoun Rushin	F	31:16	3-6	0-0	0-1	3	2	5	3	3	6	3	5	2	1	1	-9
2	Tarik Cool	G	23:21	0-6	0-2	2-2	0	1	1	2	2	2	2	5	0	0	0	-12
21	Jared Stutzman	G	33:51	8-14	5-8	0-0	1	4	5	0	1	21	1	2	0	1	1	-10
1	Austin Smellie		12:37	3-4	0-1	0-0	1	2	3	1	1	6	1	0	0	0	0	-4
4	Chidi Udengwu		16:23	0-0	0-0	2-3	1	4	5	2	4	2	1	1	0	1	0	-6
12	Nico Aguirre		16:39	0-2	0-1	0-0	0	0	0	1	0	0	1	3	0	0	0	1
22	Jaxon Edelmayer		02:16	0-0	0-0	0-0	0	0	0	1	0	0	0	0	0	0	0	1
Team							1	2	3			0		1				
Totals				23-53	6-21	9-12	12	24	36	14	15	61	10	20	4	4	3	-11

Technical Fouls::NONE

Shooting By Period		
1st	FG%	13-27 48.1%
	3PT%	4-12 33.3%
	FT%	2-2 100%
2nd	FG%	10-26 38.5%
	3PT%	2-9 22.2%
	FT%	7-10 70%
GM	FG%	23-53 43.4%
	3PT%	6-21 28.6%
	FT%	9-12 75.0%

Dead Ball Rebounds: 3, 0

Washington St. - 72 Record: 2-1

NO.	Name		Min	FG M-A	3P M-A	FT M-A	Rebounds OR	DR	TOT	Fouls PF	FD	TP	AS	TO	ST	Blocks BS	BA	+/-
4	Aljaz Kunc	F	25:24	2-6	0-1	2-2	2	3	5	1	1	6	1	1	0	1	0	9
13	Jeff Pollard	F	29:11	4-9	0-2	3-3	4	2	6	2	2	11	0	0	0	1	1	9
2	CJ Elleby	G	38:14	9-14	2-4	3-4	3	5	8	1	6	23	1	2	7	0	0	12
10	Isaac Bonton	G	34:05	5-15	1-7	4-6	0	2	2	3	4	15	4	2	0	1	2	14
23	Jaylen Shead	G	28:47	4-7	0-0	0-0	2	1	3	1	0	8	2	2	1	0	0	8
1	Jervae Robinson		21:12	1-5	0-1	0-0	1	2	3	0	0	2	1	0	1	0	1	1
11	DJ Rodman		08:14	0-2	0-1	0-0	0	0	0	3	0	0	0	0	0	0	0	5
20	Deion James		04:30	2-3	0-0	1-1	0	0	0	4	1	5	0	0	0	0	0	8
5	Marvin Cannon		05:12	0-2	0-1	0-0	0	0	0	0	0	0	1	0	0	0	0	-5
32	Tony Miller		05:11	1-1	0-0	0-0	0	0	0	0	0	2	0	0	0	0	0	-6
Team							1	3	4			0		0				
Totals				28-64	3-17	13-16	13	18	31	15	14	72	10	7	9	3	4	11

Technical Fouls::NONE

Shooting By Period		
1st	FG%	17-32 53.1%
	3PT%	1-10 10.0%
	FT%	2-2 100%
2nd	FG%	11-32 34.4%
	3PT%	2-7 28.6%
	FT%	11-14 78.6%
GM	FG%	28-64 43.8%
	3PT%	3-17 17.6%
	FT%	13-16 81.3%

Dead Ball Rebounds: 2, 0

	ISU	WSU
Biggest lead	0 (1st 20:00)	14 (2nd 2:42)
Best Scoring Run	8(1st 6:09)	8(1st 13:24)
Lead Changes	0	
Times Tied	1	
Time with Lead	00:00	39:05

Points from	ISU	WSU
Turnovers	2	21
Paint	32	46
Second Chance	9	9
Fast Breaks	3	16
Bench	8	9

Period by Period Scoring	1st	2nd	TOT
ISU	32	29	61
WSU	37	35	72

Official Basketball Box Score - Final
Omaha at Washington St.
11/22/19 Beasley Coliseum, Pullman, WA
2019-20 Men's Basketball

Game Time: 12:00 AM
Game Duration: 1:53
Attendance: 2,204

Officials: Michael Greenstein, Bob Staffen, Chris Rastatter

Omaha - 85 Record: 3-3

NO.	Name		Min	FG M-A	3P M-A	FT M-A	Rebounds OR	DR	TOT	Fouls PF	FD	TP	AS	TO	ST	Blocks BS	BA	+/-
13	Wanjang Tut	F	26:09	3-8	0-0	2-2	1	5	6	4	1	8	0	2	0	0	1	-3
40	Matt Pile	F	30:40	2-6	0-0	1-2	3	11	14	4	2	5	2	2	0	1	0	10
0	JT Gibson	G	36:23	6-10	2-6	4-4	0	3	3	1	4	18	2	0	0	0	0	14
4	Zach Thornhill	G	20:50	4-8	0-3	3-4	0	2	2	2	2	11	1	0	0	0	1	-4
10	Ayo Akinwole	G	28:59	5-10	2-3	2-3	0	7	7	2	3	14	2	2	0	0	0	23
3	Kyle Luedtke		00:10	0-0	0-0	0-0	0	0	0	0	0	0	0	0	0	0	0	0
2	Darrius Hughes		12:05	0-2	0-0	1-2	0	3	3	2	1	1	0	1	0	0	0	-5
5	KJ Robinson		27:15	6-12	2-6	6-6	0	2	2	2	3	20	1	3	0	0	0	-3
23	Marlon Ruffin		17:29	3-3	1-1	1-1	0	2	2	1	2	8	0	0	0	0	0	8
Team							1	1	2			0		0				
Totals				29-59	7-19	20-24	5	36	41	18	18	85	8	10	0	1	2	8

Technical Fouls::NONE

Shooting By Period		
1st	FG%	14-31 45.2%
	3PT%	1-8 12.5%
	FT%	6-7 85.7%
2nd	FG%	15-28 53.6%
	3PT%	6-11 54.5%
	FT%	14-17 82.4%
GM	FG%	29-59 49.2%
	3PT%	7-19 36.8%
	FT%	20-24 83.3%

Dead Ball Rebounds: 3, 0

Washington St. - 77 Record: 2-2

NO.	Name		Min	FG M-A	3P M-A	FT M-A	Rebounds OR	DR	TOT	Fouls PF	FD	TP	AS	TO	ST	Blocks BS	BA	+/-
4	Aljaz Kunc	F	20:04	3-7	2-4	5-7	3	4	7	1	6	13	0	0	0	1	0	-3
13	Jeff Pollard	F	31:06	4-8	2-3	2-2	0	4	4	1	4	12	0	1	0	0	0	-9
1	Jervae Robinson	G	26:03	2-6	0-3	0-0	3	1	4	4	0	4	1	0	0	0	0	-10
2	CJ Elleby	G	36:49	7-19	4-9	9-10	0	9	9	3	6	27	3	1	0	0	0	-9
10	Isaac Bonton	G	37:17	7-20	4-13	0-0	1	6	7	2	0	18	6	1	1	0	0	-8
24	Noah Williams		13:46	0-3	0-1	1-2	0	1	1	2	1	1	1	1	0	0	0	-2
5	Marvin Cannon		16:58	0-3	0-1	0-0	1	0	1	2	0	0	0	1	0	0	0	-4
20	Deion James		04:55	0-1	0-0	0-0	0	0	0	1	0	0	0	0	0	0	1	-1
22	Ryan Rapp		05:56	0-1	0-1	0-0	1	0	1	1	0	0	1	0	0	0	0	5
11	DJ Rodman		03:01	0-0	0-0	0-0	0	0	0	0	1	0	0	0	0	0	0	5
15	Volodymyr Markovetskyy		04:05	1-1	0-0	0-0	0	0	0	1	0	2	0	0	0	1	0	-4
Team							2	1	3			0		0				
Totals				24-69	12-35	17-21	11	26	37	18	18	77	12	5	1	2	1	-8

Technical Fouls::NONE

Shooting By Period		
1st	FG%	17-34 50.0%
	3PT%	7-13 53.8%
	FT%	7-9 77.8%
2nd	FG%	7-35 20.0%
	3PT%	5-22 22.7%
	FT%	10-12 83.3%
GM	FG%	24-69 34.8%
	3PT%	12-35 34.3%
	FT%	17-21 81.0%

Dead Ball Rebounds: 2, 0

	OMA	WSU
Biggest lead	11 (2nd 0:22)	15 (2nd 17:14)
Best Scoring Run	10(2nd 14:10)	11(1st 5:00)
Lead Changes	2	
Times Tied	2	
Time with Lead	17:15	20:40

Points from	OMA	WSU
Turnovers	3	19
Paint	24	18
Second Chance	4	5
Fast Breaks	11	9
Bench	29	3

Period by Period Scoring	1st	2nd	TOT
OMA	35	50	85
WSU	48	29	77

PREVIOUS **BOX SCORES**

Official Basketball Box Score - Final
Washington St. at Nebraska
11/26/19
2019-20 Men's Basketball

Game Time: 12:30 AM
Game Duration: 2:01
Attendance: 660

Officials: John Higgins, John Gafney, Jeff Anderson

Washington St. - 71 **Record: 2-3**

NO.	Name		Min	FG M-A	3P M-A	FT M-A	Rebounds OR	DR	TOT	Fouls PF	FD	TP	AS	TO	ST	Blocks BS	BA	+/-
4	Aljaz Kunc	F	28:16	1-5	0-3	0-0	2	4	6	3	2	2	1	0	1	1	0	-15
13	Jeff Pollard	F	15:46	2-2	0-0	0-0	1	0	1	2	0	4	0	0	0	1	0	-1
1	Jervae Robinson	G	31:10	3-13	1-6	0-1	0	4	4	1	1	7	1	2	0	0	0	-8
2	CJ Elleby	G	28:33	9-21	2-7	7-7	2	4	6	3	6	27	1	3	2	1	0	-13
10	Isaac Bonton	G	30:20	6-19	3-9	2-3	0	7	7	2	3	17	0	4	2	0	1	-7
20	Deion James		03:21	1-1	0-0	0-0	0	0	0	0	0	2	0	0	0	0	0	-4
23	Jaylen Shead		26:43	1-5	0-2	1-1	4	4	8	2	1	3	4	2	1	0	0	-9
11	DJ Rodman		10:11	0-0	0-0	0-0	0	1	1	0	0	0	2	1	0	0	0	7
15	Volodymyr Markovetskyy		08:11	3-5	0-0	0-2	6	1	7	2	1	6	0	1	0	0	1	-6
32	Tony Miller		04:41	0-0	0-0	1-2	0	2	2	4	1	1	0	0	0	0	0	-1
24	Noah Williams		05:06	0-1	0-0	0-0	0	0	0	4	0	0	0	0	0	0	0	1
5	Marvin Cannon		07:42	1-1	0-0	0-0	0	0	0	0	0	2	0	0	0	0	0	1
Team							0	2	2			0		0				
Totals				27-73	6-27	11-16	15	29	44	23	15	71	9	13	6	3	2	-11

Technical Fouls::NONE

Shooting By Period		
1st FG%	14-32	43.8%
3PT%	4-15	26.7%
FT%	5-9	55.6%
2nd FG%	13-41	31.7%
3PT%	2-12	16.7%
FT%	6-7	85.7%
GM FG%	27-73	37.0%
3PT%	6-27	22.2%
FT%	11-16	68.8%

Dead Ball Rebounds: 2, 0

Nebraska - 82 **Record: 3-2**

NO.	Name		Min	FG M-A	3P M-A	FT M-A	Rebounds OR	DR	TOT	Fouls PF	FD	TP	AS	TO	ST	Blocks BS	BA	+/-
24	Yvan Ouedraogo	F	13:24	2-4	0-0	0-2	1	0	1	1	1	4	0	2	0	0	0	-2
3	Cam Mack	G	36:48	2-8	0-2	6-11	1	7	8	5	7	10	6	5	3	0	2	19
11	Dachon Burke	G	28:28	5-13	1-2	3-4	1	4	5	0	4	14	2	0	1	0	0	7
22	Haanif Cheatham	G	33:58	8-10	2-3	1-2	1	6	7	3	5	19	0	3	0	0	0	18
23	Jervay Green	G	27:58	5-9	3-5	3-4	2	6	8	3	2	16	2	1	0	0	1	11
1	Kevin Cross		26:36	6-8	2-4	0-2	0	8	8	0	4	14	1	3	0	2	0	13
25	Matej Kavas		14:13	1-3	0-1	0-0	0	0	0	2	0	2	0	0	0	0	0	-5
34	Thorir Thorbjarnarson		16:32	1-2	1-1	0-0	0	2	2	2	0	3	0	1	1	0	0	-1
15	Samari Curtis		02:03	0-0	0-0	0-0	0	0	0	0	0	0	0	0	0	0	0	-5
Team							1	1	2			0		0				
Totals				30-57	9-18	13-25	7	34	41	16	23	82	11	15	5	2	3	11

Technical Fouls: Mack 2nd0:53

Shooting By Period		
1st FG%	14-32	43.8%
3PT%	4-11	36.4%
FT%	2-7	28.6%
2nd FG%	16-25	64.0%
3PT%	5-7	71.4%
FT%	11-18	61.1%
GM FG%	30-57	52.6%
3PT%	9-18	50.0%
FT%	13-25	52.0%

Dead Ball Rebounds: 3, 0

	WSU	UNL
Biggest lead	6 (1st 6:44)	16 (2nd 7:22)
Best Scoring Run	10(1st 6:44)	8(2nd 7:22)
Lead Changes	3	
Times Tied	2	
Time with Lead	12:10	25:50

Points from	WSU	UNL
Turnovers	17	19
Paint	42	40
Second Chance	20	4
Fast Breaks	13	13
Bench	14	19

Period by Period Scoring	1st	2nd	TOT
WSU	37	34	71
UNL	34	48	82

Official Basketball Box Score - Final
Old Dominion at Washington St.
11/26/19 John Gray Gymnasium, George Town, Grand Cayman
2019-20 Men's Basketball

Game Time: 10:00 PM
Game Duration: 1:50
Attendance: 406

Officials: Doug Shows, John Gaffen, Mark Riggs

Old Dominion - 50 **Record: 3-4**

NO.	Name		Min	FG M-A	3P M-A	FT M-A	Rebounds OR	DR	TOT	Fouls PF	FD	TP	AS	TO	ST	Blocks BS	BA	+/-
13	Aaron Carver	F	24:43	1-2	0-0	2-2	2	4	6	2	3	4	1	1	0	1	1	-13
22	Kalu Ezikpe	F	09:11	0-3	0-1	2-2	0	1	1	4	1	2	0	1	0	0	2	-2
1	Jason Wade	G	21:40	1-4	1-1	2-3	0	2	2	2	2	5	2	1	0	0	0	-4
3	Malik Curry	G	30:05	2-5	0-1	0-1	0	2	2	0	3	4	2	0	0	0	0	-13
10	Xavier Green	G	31:52	8-18	4-8	0-0	1	3	4	1	0	20	0	2	0	0	0	-21
23	Dajour Dickens		22:04	0-4	0-0	0-0	1	5	6	4	1	0	0	2	1	2	1	-11
00	Marquis Godwin		25:43	4-8	3-5	0-0	0	4	4	0	1	11	0	4	0	1	0	-14
15	Joe Reece		19:04	2-7	0-3	0-3	2	2	4	2	2	4	0	0	2	0	0	-5
12	Jaylin Hunter		06:28	0-2	0-1	0-0	0	2	2	1	1	0	0	2	0	0	0	-2
20	Loren Brill		03:27	0-1	0-1	0-0	0	0	0	0	0	0	0	2	0	0	0	-1
21	Alfis Pilavios		02:49	0-0	0-0	0-0	0	0	0	0	0	0	0	0	0	0	0	2
4	Dimitris Karaiskos		01:30	0-0	0-0	0-0	0	0	0	0	0	0	0	0	0	0	0	2
35	Drew Lakey		01:24	0-0	0-0	0-0	0	0	0	0	0	0	0	0	0	0	0	2
Team							6	2	8			0		0				
Totals				18-54	8-21	6-11	12	27	39	16	14	50	5	15	3	4	4	-16

Technical Fouls::NONE

Shooting By Period		
1st FG%	10-28	35.7%
3PT%	6-12	50.0%
FT%	2-3	66.7%
2nd FG%	8-26	30.8%
3PT%	2-9	22.2%
FT%	4-8	50%
GM FG%	18-54	33.3%
3PT%	8-21	38.1%
FT%	6-11	54.5%

Dead Ball Rebounds: 1, 0

Washington St. - 66 **Record: 3-3**

NO.	Name		Min	FG M-A	3P M-A	FT M-A	Rebounds OR	DR	TOT	Fouls PF	FD	TP	AS	TO	ST	Blocks BS	BA	+/-
4	Aljaz Kunc	F	15:18	1-5	0-3	0-0	1	3	4	1	1	2	0	1	0	1	0	-6
13	Jeff Pollard	F	17:50	4-9	1-2	1-2	1	2	3	2	2	10	0	1	0	0	1	17
2	CJ Elleby	G	31:06	6-16	3-8	6-8	1	4	5	1	5	21	2	0	0	0	1	21
10	Isaac Bonton	G	30:38	3-12	1-4	2-2	0	2	2	1	2	9	2	1	3	0	1	17
23	Jaylen Shead	G	27:28	0-0	0-0	0-0	0	4	4	3	1	0	3	2	0	0	0	7
15	Volodymyr Markovetskyy		09:58	0-1	0-0	0-0	1	2	3	1	1	0	0	0	0	1	0	-6
5	Marvin Cannon		30:25	5-9	2-4	2-2	2	5	7	1	1	14	2	0	1	2	1	13
1	Jervae Robinson		23:59	4-7	1-3	1-2	1	1	2	2	1	10	1	2	0	0	0	11
32	Tony Miller		13:18	0-1	0-0	0-1	2	0	2	2	2	0	0	0	0	0	0	6
Team							2	5	7			0		0				
Totals				23-61	8-24	12-17	11	28	39	14	16	66	10	7	4	4	4	16

Technical Fouls::NONE

Shooting By Period		
1st FG%	10-30	33.3%
3PT%	2-9	22.2%
FT%	8-13	61.5%
2nd FG%	13-31	41.9%
3PT%	6-15	40.0%
FT%	4-4	100%
GM FG%	23-61	37.7%
3PT%	8-24	33.3%
FT%	12-17	70.6%

Dead Ball Rebounds: 4, 0

	ODU	WSU
Biggest lead	4 (1st 14:12)	21 (2nd 4:32)
Best Scoring Run	6(1st 8:55)	10(2nd 11:12)
Lead Changes	12	
Times Tied	3	
Time with Lead	11:07	27:23

Points from	ODU	WSU
Turnovers	6	10
Paint	14	24
Second Chance	8	9
Fast Breaks	2	9
Bench	15	24

Period by Period Scoring	1st	2nd	TOT
ODU	28	22	50
WSU	30	36	66

Official Basketball Box Score - Final
Colorado St. at Washington St.
11/27/19 John Gray Gymnasium, George Town, Grand Cayman
2019-20 Men's Basketball

Game Time: 6:30 PM
Game Duration: 2:00
Attendance: 1,023

Officials: Kipp Kissinger, Tony Greene, Matt Potter

Colorado St. - 79 **Record: 5-3**

NO.	Name		Min	FG M-A	3P M-A	FT M-A	Rebounds OR	DR	TOT	Fouls PF	FD	TP	AS	TO	ST	Blocks BS	BA	+/-
31	Adam Thistlewood	F	30:10	6-9	5-7	3-5	0	4	4	1	3	20	0	0	0	0	0	4
32	Nico Carvacho	C	30:34	7-10	0-0	2-3	2	12	14	4	5	16	3	3	0	0	0	13
1	Kris Martin	G	25:18	5-9	1-3	0-0	1	5	6	3	0	11	2	6	0	2	0	6
3	Kendle Moore	G	31:13	1-5	1-3	2-2	2	3	5	3	1	5	1	1	2	0	0	8
4	Isaiah Stevens	G	33:45	3-8	0-4	2-3	1	5	6	2	2	8	4	3	1	0	1	8
11	Dischon Thomas		03:05	0-0	0-0	0-2	0	1	1	0	0	0	0	1	0	0	0	-5
0	Hyron Edwards		14:43	0-0	0-0	2-2	0	0	0	2	2	2	2	4	1	0	0	4
21	David Roddy		23:52	5-9	0-2	2-4	2	3	5	1	4	12	0	1	0	0	0	7
23	John Tonje		07:20	1-1	1-1	2-2	1	0	1	0	1	5	0	1	0	0	0	5
Team							0	2	2			0		0				
Totals				28-51	8-20	15-23	9	35	44	16	18	79	12	20	4	2	1	10

Technical Fouls: Carvacho 2nd4:53

Shooting By Period		
1st FG%	11-25	44.0%
3PT%	4-11	36.4%
FT%	4-8	50%
2nd FG%	17-26	65.4%
3PT%	4-9	44.4%
FT%	11-15	73.3%
GM FG%	28-51	54.9%
3PT%	8-20	40.0%
FT%	15-23	65.2%

Dead Ball Rebounds: 3, 0

Washington St. - 69 **Record: 3-4**

NO.	Name		Min	FG M-A	3P M-A	FT M-A	Rebounds OR	DR	TOT	Fouls PF	FD	TP	AS	TO	ST	Blocks BS	BA	+/-
4	Aljaz Kunc	F	26:38	2-7	1-4	2-2	3	3	6	3	2	7	0	1	0	0	0	-2
13	Jeff Pollard	F	20:46	6-7	3-4	1-2	0	1	1	4	3	16	2	0	1	0	0	-5
2	CJ Elleby	G	36:14	7-19	2-11	0-0	0	6	6	3	2	16	4	3	0	1	0	-13
10	Isaac Bonton	G	37:16	3-16	2-7	3-4	1	4	5	2	2	11	1	3	1	0	2	-3
23	Jaylen Shead	G	19:27	0-2	0-0	0-0	0	1	1	0	0	0	3	0	1	0	0	-3
5	Marvin Cannon		14:11	1-5	0-3	0-0	0	0	0	2	2	2	1	0	0	0	0	-6
1	Jervae Robinson		25:01	1-3	1-2	0-0	0	2	2	1	2	3	0	0	0	0	0	-11
32	Tony Miller		12:00	5-6	0-0	0-2	2	0	2	3	1	10	0	0	3	0	0	-2
15	Volodymyr Markovetskyy		08:27	2-3	0-0	0-2	3	1	4	1	1	4	0	0	0	0	0	-5
Team							0	1	1			0		0				
Totals				27-68	9-31	6-12	9	19	28	19	15	69	11	7	6	1	2	-10

Technical Fouls: Pollard 1st17:50

Shooting By Period		
1st FG%	14-34	41.2%
3PT%	3-14	21.4%
FT%	0-2	0%
2nd FG%	13-34	38.2%
3PT%	6-17	35.3%
FT%	6-10	60%
GM FG%	27-68	39.7%
3PT%	9-31	29.0%
FT%	6-12	50.0%

Dead Ball Rebounds: 3, 0

	CSU	WSU
Biggest lead	12 (2nd 11:48)	4 (1st 14:43)
Best Scoring Run	8(2nd 14:29)	6(2nd 9:10)
Lead Changes	14	
Times Tied	3	
Time with Lead	28:17	09:47

Points from	CSU	WSU
Turnovers	9	26
Paint	34	30
Second Chance	13	11
Fast Breaks	5	7
Bench	19	19

Period by Period Scoring	1st	2nd	TOT
CSU	30	49	79
WSU	31	38	69

Official Basketball Box Score - Final
Washington St. at Idaho
12/05/19 Cowan Spectrum, Moscow
2019-20 Men's Basketball

Game Time: 3:05 AM
Game Duration: 1:44
Attendance: 1,316

Officials: Bob Stalfen, Deldre Carr, Chad Shepherd

Washington St. - 78 **Record: 4-4**

NO.	Name		Min	FG M-A	3P M-A	FT M-A	Rebounds OR	DR	TOT	Fouls PF	FD	TP	AS	TO	ST	Blocks BS	BA	+/-
4	Aljaz Kunc	F	20:11	3-10	2-6	0-0	1	4	5	2	0	8	1	1	0	0	0	-9
13	Jeff Pollard	F	13:19	2-4	0-0	2-2	1	5	6	3	3	6	0	2	1	1	1	11
1	Jervae Robinson	G	28:09	4-7	2-4	0-0	0	2	2	2	1	10	1	3	2	0	0	13
2	CJ Elleby	G	28:53	3-12	0-6	4-4	1	5	6	1	3	10	0	2	2	0	0	27
23	Jaylen Shead	G	37:04	3-9	0-3	0-0	2	6	8	2	1	6	9	3	3	0	0	18
5	Marvin Cannon		10:52	1-4	1-4	0-0	0	1	1	2	0	3	0	1	0	0	0	-11
24	Noah Williams		16:24	5-6	1-1	1-3	0	3	3	4	2	12	1	1	2	0	0	16
32	Tony Miller		21:43	6-7	0-0	6-8	1	4	5	0	6	18	0	2	2	0	0	19
15	Volodymyr Markovetskyy		07:18	1-2	0-0	1-2	1	1	2	1	1	3	0	0	0	0	0	-10
22	Ryan Rapp		09:54	0-2	0-1	2-2	0	2	2	1	2	2	0	0	0	0	0	-16
11	DJ Rodman		06:13	0-0	0-0	0-0	0	0	0	1	1	0	0	0	0	0	0	7
Team							0	0	0			0		1				
Totals				28-63	6-25	16-21	7	33	40	19	20	78	12	16	12	1	1	13

Technical Fouls: Williams 2nd15:29

Shooting By Period		
1st FG%	12-29	41.4%
3PT%	2-13	15.4%
FT%	6-9	66.7%
2nd FG%	16-34	47.1%
3PT%	4-12	33.3%
FT%	10-12	83.3%
GM FG%	28-63	44.4%
3PT%	6-25	24.0%
FT%	16-21	76.2%

Dead Ball Rebounds: 4, 0

Idaho - 65 **Record: 3-6**

NO.	Name		Min	FG M-A	3P M-A	FT M-A	Rebounds OR	DR	TOT	Fouls PF	FD	TP	AS	TO	ST	Blocks BS	BA	+/-
12	Chance Garvin	F	28:36	3-7	1-3	0-1	0	2	2	3	1	7	0	2	1	0	0	-6
34	Scott Blakney	F	28:26	5-8	0-0	3-4	3	3	6	5	4	13	1	3	0	1	0	-15
4	Keyshaad Dicen	G	32:34	4-10	1-3	1-2	0	10	10	4	3	10	4	3	1	0	0	-7
5	Quinton Forrest	G	12:42	3-6	0-0	1-2	0	1	1	2	1	7	0	0	0	0	1	-17
25	Trevon Allen	G	30:02	5-16	1-6	1-1	0	2	2	0	3	12	2	6	2	0	0	-22
23	Babacar Thiombane		26:14	1-4	0-1	2-5	0	3	3	4	4	4	1	3	1	0	0	5
2	Damen Thacker		21:22	4-7	2-4	0-0	0	4	4	0	1	10	1	1	1	0	0	-7
21	Gabe Quinnett		20:04	1-5	0-2	0-0	2	1	3	2	2	2	2	0	0	0	0	4
Team							0	0	0			0		0				
Totals				26-63	5-19	8-15	5	26	31	20	19	65	11	18	6	1	1	-13

Technical Fouls::NONE

Shooting By Period		
1st FG%	10-31	32.3%
3PT%	2-7	28.6%
FT%	2-4	50%
2nd FG%	16-32	50.0%
3PT%	3-12	25.0%
FT%	6-11	54.5%
GM FG%	26-63	41.3%
3PT%	5-19	26.3%
FT%	8-15	53.3%

Dead Ball Rebounds: 6, 3

	WSU	Idaho
Biggest lead	25 (2nd 4:56)	2 (1st 8:01)
Best Scoring Run	10(1st 1:22)	8(2nd 2:09)
Lead Changes	4	
Times Tied	0	
Time with Lead	38:38	00:54

Points from	WSU	Idaho
Turnovers	19	12
Paint	38	36
Second Chance	9	7
Fast Breaks	8	9
Bench	38	16

Period by Period Scoring	1st	2nd	TOT
WSU	32	46	78
Idaho	24	41	65

PREVIOUS **BOX SCORES**

Official Basketball Box Score - Final

New Mexico St. at Washington St.

12/07/19 Spokane Arena, Spokane, Wash.
2019-20 Men's Basketball

Game Time: 8:00 PM
Game Duration: 1:56
Attendance: 1,222

Officials: Verne Harris, Tommy Nunez, D.G Nelson

New Mexico St. - 54 **Record: 5-5**

NO.	Name		Min	FG M-A	3P M-A	FT M-A	Rebounds OR	DR	TOT	Fouls PF	FD	TP	AS	TO	ST	Blocks BS	BA	+/-
13	C.J. Bobbitt	F	24:56	2-3	1-2	1-2	1	3	4	4	2	6	2	1	0	0	0	-23
15	Ivan Aurrecoechea	F	13:34	4-7	0-1	0-1	2	3	5	2	2	8	0	5	1	1	1	1
1	Shunn Buchanan	G	25:45	1-5	1-3	0-0	0	4	4	3	5	3	4	2	0	0	0	-15
3	Terrell Brown	G	20:40	0-6	0-5	0-0	0	0	0	0	1	0	0	0	1	0	0	-9
21	Trevelin Queen	G	38:20	6-19	2-8	0-0	3	4	7	3	2	14	2	1	3	1	0	-13
35	Johnny McCants		20:06	1-4	0-2	2-6	1	2	3	4	3	4	1	4	0	2	0	4
10	Jabari Rice		25:30	6-12	0-4	2-3	4	5	9	3	2	14	2	2	0	0	1	9
24	William McNair		09:10	0-0	0-0	0-0	0	3	3	1	1	0	0	1	0	2	0	0
55	Shawn Williams		18:12	1-5	1-3	0-0	2	2	4	2	1	3	2	1	0	1	0	2
25	Robert Brown		03:47	0-0	0-0	2-2	0	0	0	0	1	2	0	0	0	0	0	-1
Team							2	1	3			0		0				
Totals				21-61	5-28	7-14	15	27	42	22	20	54	13	17	5	7	2	-9

Shooting By Period		
1st FG%	8-22	36.4%
3PT%	2-10	20.0%
FT%	3-6	50%
2nd FG%	13-39	33.3%
3PT%	3-18	16.7%
FT%	4-8	50%
GM FG%	21-61	34.4%
3PT%	5-28	17.9%
FT%	7-14	50.0%

Dead Ball Rebounds: 2, 0

Technical Fouls::NONE

Washington St. - 63 **Record: 5-4**

NO.	Name		Min	FG M-A	3P M-A	FT M-A	Rebounds OR	DR	TOT	Fouls PF	FD	TP	AS	TO	ST	Blocks BS	BA	+/-
4	Aljaz Kunc	F	17:28	2-5	2-4	0-0	1	1	2	2	2	6	0	0	2	1	0	-1
13	Jeff Pollard	F	30:16	4-10	0-1	1-3	3	7	10	2	5	9	2	1	1	0	3	17
1	Jervae Robinson	G	24:13	0-5	0-1	0-0	1	0	1	1	0	0	4	2	0	0	1	12
2	CJ Elleby	G	36:37	4-8	2-6	10-13	0	7	7	2	8	20	3	0	2	0	1	9
23	Jaylen Shead	G	30:44	1-4	1-2	2-2	0	5	5	4	1	5	1	7	1	0	0	5
10	Isaac Bonton		14:55	1-5	1-3	0-0	0	1	1	2	0	3	1	1	0	0	1	-4
32	Tony Miller		14:48	3-4	1-1	2-2	2	3	5	2	2	9	0	1	0	0	0	-12
24	Noah Williams		14:43	1-4	0-1	2-2	0	2	2	3	2	4	0	1	0	0	1	6
5	Marvin Cannon		16:16	1-3	1-2	4-4	0	2	2	2	2	7	0	0	1	1	0	13
Team							0	2	2			0		0				
Totals				17-48	8-21	21-26	7	30	37	20	22	63	11	13	7	2	7	9

Shooting By Period		
1st FG%	10-31	32.3%
3PT%	7-17	41.2%
FT%	3-5	60%
2nd FG%	7-17	41.2%
3PT%	1-4	25.0%
FT%	18-21	85.7%
GM FG%	17-48	35.4%
3PT%	8-21	38.1%
FT%	21-26	80.8%

Dead Ball Rebounds: 2, 0

Technical Fouls::NONE

	NMSU	WAZZU
Biggest lead	3 (1st 12:32)	14 (2nd 15:38)
Best Scoring Run	11(2nd 13:01)	11(1st 6:21)
Lead Changes	3	
Times Tied	2	
Time with Lead	03:56	32:51

Points from	NMSU	WAZZU
Turnovers	10	17
Paint	30	18
Second Chance	16	7
Fast Breaks	12	2
Bench	23	23

Period by Period Scoring	1st	2nd	TOT
NMSU	21	33	54
WAZZU	30	33	63

Official Basketball Box Score - Final

UC Riverside at Washington St.

12/15/19 Beasley Coliseum, Pullman
2019-20 Men's Basketball

Game Time: 9:32 PM
Game Duration: 1:56
Attendance: 1,995

Officials: Tony Padilla, Anthony Jordan, Scott Brown

UC Riverside - 56 **Record: 7-4**

NO.	Name		Min	FG M-A	3P M-A	FT M-A	Rebounds OR	DR	TOT	Fouls PF	FD	TP	AS	TO	ST	Blocks BS	BA	+/-
23	Angus McWilliam	F	18:14	6-10	1-2	0-0	3	3	6	4	0	13	0	2	0	1	1	-7
25	Callum McRae	C	14:16	2-3	0-0	0-0	0	2	2	2	0	4	0	2	0	1	0	-25
13	Khy Kabellis	G	27:36	0-3	0-2	0-0	0	7	7	1	2	0	5	4	0	0	0	-16
22	Dominick Pickett	G	27:46	2-6	1-3	0-0	0	2	2	1	1	5	1	1	0	0	2	-14
35	George Willborn III	G	15:39	4-4	1-1	2-7	0	2	2	2	4	11	0	5	1	0	0	-8
0	Dragan Elkaz		27:36	2-8	1-6	0-0	0	3	3	2	2	5	0	1	0	0	0	0
5	Zyon Pullin		19:05	0-4	0-2	4-4	1	1	2	1	3	4	2	1	1	0	0	-10
3	DJ McDonald		09:40	1-2	1-2	0-0	0	0	0	0	1	3	0	0	1	0	0	-2
4	Daniel Mading		09:22	0-1	0-1	0-0	0	2	2	2	1	0	0	0	3	0	0	-1
11	Zac Watson		15:55	3-3	0-0	0-0	0	1	1	3	0	6	0	3	1	0	0	11
15	Dikymbe Martin		14:51	1-3	1-2	2-2	1	0	1	1	2	5	3	0	0	0	1	2
Team							3	2	5			0		1				
Totals				21-47	6-21	8-13	8	25	33	19	16	56	11	23	4	2	4	-14

Shooting By Period		
1st FG%	11-24	45.8%
3PT%	2-10	20.0%
FT%	0-2	0%
2nd FG%	10-23	43.5%
3PT%	4-11	36.4%
FT%	8-11	72.7%
GM FG%	21-47	44.7%
3PT%	6-21	28.6%
FT%	8-13	61.5%

Dead Ball Rebounds: 3, 0

Technical Fouls::NONE

Washington St. - 70 **Record: 6-4**

NO.	Name		Min	FG M-A	3P M-A	FT M-A	Rebounds OR	DR	TOT	Fouls PF	FD	TP	AS	TO	ST	Blocks BS	BA	+/-
4	Aljaz Kunc	F	25:04	5-6	2-3	1-2	2	0	2	2	2	13	2	1	1	0	0	6
13	Jeff Pollard	F	30:28	4-12	1-7	7-7	3	4	7	2	6	16	1	0	0	1	2	23
1	Jervae Robinson	G	22:57	0-3	0-3	0-0	1	3	4	0	0	0	0	0	2	1	0	1
2	CJ Elleby	G	26:38	7-11	1-2	5-6	2	4	6	4	7	20	1	4	3	1	0	15
10	Isaac Bonton	G	28:18	5-15	2-5	0-0	0	1	1	3	0	12	3	2	2	0	0	26
23	Jaylen Shead		18:19	0-1	0-0	0-0	0	1	1	2	1	0	1	1	2	0	0	-11
24	Noah Williams		20:13	0-2	0-1	0-0	2	3	5	3	1	0	3	1	0	1	0	14
32	Tony Miller		09:09	2-4	0-1	0-1	0	0	0	0	1	4	0	1	1	0	0	-9
5	Marvin Cannon		18:31	1-3	1-1	2-2	0	3	3	0	1	5	0	0	0	0	0	5
15	Volodymyr Markovetskyy		00:23	0-0	0-0	0-0	0	0	0	1	0	0	0	1	0	0	0	0
Team							1	1	2			0		1				
Totals				24-57	7-23	15-18	11	20	31	17	19	70	11	12	11	4	2	14

Shooting By Period		
1st FG%	9-28	32.1%
3PT%	5-14	35.7%
FT%	4-5	80%
2nd FG%	15-29	51.7%
3PT%	2-9	22.2%
FT%	11-13	84.6%
GM FG%	24-57	42.1%
3PT%	7-23	30.4%
FT%	15-18	83.3%

Dead Ball Rebounds: 0, 0

Technical Fouls: Williams 2nd4:49

	UCR	WSU
Biggest lead	0 (1st 20:00)	19 (2nd 1:58)
Best Scoring Run	10(2nd 14:15)	12(2nd 9:26)
Lead Changes	0	
Times Tied	1	
Time with Lead	00:00	38:50

Points from	UCR	WSU
Turnovers	16	24
Paint	30	28
Second Chance	4	11
Fast Breaks	2	16
Bench	23	9

Period by Period Scoring	1st	2nd	TOT
UCR	24	32	56
WSU	27	43	70

Official Basketball Box Score - Final

Florida A&M at Washington St.

12/20/19 Beasley Coliseum, Pullman
2019-20 Men's Basketball

Game Time: 3:30 AM
Game Duration: 1:56
Attendance: 1,987

Officials: Randy McCall, Mike Reed, Crystal Hogan

Florida A&M - 73 **Record: 0-9**

NO.	Name		Min	FG M-A	3P M-A	FT M-A	Rebounds OR	DR	TOT	Fouls PF	FD	TP	AS	TO	ST	Blocks BS	BA	+/-
22	Evins Desir	C	11:42	2-5	0-0	0-0	1	4	5	0	1	4	0	1	0	0	0	-14
2	Kamron Reaves	G	30:42	5-7	1-2	0-0	0	1	1	0	2	11	2	3	2	0	0	-11
3	M.J. Randolph	G	34:45	7-12	0-0	7-10	1	1	2	0	9	21	1	0	2	0	0	-9
4	Rod Melton Jr.	G	30:20	7-13	0-1	1-2	0	0	0	0	3	15	1	0	0	0	0	-1
23	Bryce Moragne	G	21:10	2-5	0-0	0-1	1	1	2	4	1	4	0	3	2	1	1	-10
25	D.J. Jones		24:35	3-11	0-1	2-2	2	5	7	4	2	8	0	2	2	0	0	6
5	Nasir Core		18:40	1-2	0-0	3-4	0	2	2	5	2	5	0	4	1	0	0	-4
20	Brendon Myles		20:56	1-4	1-1	2-2	0	2	2	3	1	5	1	0	0	0	0	-23
30	Randall Leath		07:10	0-1	0-0	0-0	0	0	0	4	0	0	0	0	1	0	0	-4
Team							1	2	3			0		1				
Totals				28-60	2-5	15-21	6	18	24	20	21	73	5	14	10	1	1	-14

Shooting By Period		
1st FG%	10-28	35.7%
3PT%	1-2	50.0%
FT%	3-5	60%
2nd FG%	18-32	56.3%
3PT%	1-3	33.3%
FT%	12-16	75%
GM FG%	28-60	46.7%
3PT%	2-5	40.0%
FT%	15-21	71.4%

Dead Ball Rebounds: 2, 0

Technical Fouls::NONE

Washington St. - 87 **Record: 7-4**

NO.	Name		Min	FG M-A	3P M-A	FT M-A	Rebounds OR	DR	TOT	Fouls PF	FD	TP	AS	TO	ST	Blocks BS	BA	+/-
4	Aljaz Kunc	F	16:08	4-6	0-2	0-0	1	0	1	2	0	8	0	0	0	0	0	1
13	Jeff Pollard	F	25:39	6-9	0-1	0-1	2	3	5	2	1	12	0	0	1	0	0	-4
1	Jervae Robinson	G	20:06	1-3	1-1	0-0	0	5	5	0	0	3	2	3	0	0	0	-2
2	CJ Elleby	G	33:59	10-15	1-4	4-5	0	11	11	4	4	25	3	1	2	0	0	33
10	Isaac Bonton	G	19:11	1-10	1-5	2-2	1	0	1	5	1	5	2	4	0	0	0	5
23	Jaylen Shead		22:18	0-1	0-0	1-2	0	2	2	0	1	1	3	5	0	0	0	7
24	Noah Williams		19:00	4-7	1-1	1-2	4	1	5	3	1	10	2	4	1	0	0	16
5	Marvin Cannon		22:13	3-4	1-2	4-4	3	5	8	1	4	11	1	0	0	1	0	16
32	Tony Miller		13:00	1-4	0-0	5-8	3	1	4	1	6	7	0	1	0	0	1	4
15	Volodymyr Markovetskyy		01:45	0-0	0-0	0-0	0	0	0	2	1	0	0	0	0	0	0	2
22	Ryan Rapp		06:41	2-2	1-1	0-0	0	1	1	1	1	5	0	2	0	0	0	-8
Team							2	1	3			0		0				
Totals				32-61	6-17	17-24	16	30	46	21	20	87	13	20	4	1	1	14

Shooting By Period		
1st FG%	17-37	45.9%
3PT%	3-12	25.0%
FT%	4-4	100%
2nd FG%	15-24	62.5%
3PT%	3-5	60.0%
FT%	13-20	65%
GM FG%	32-61	52.5%
3PT%	6-17	35.3%
FT%	17-24	70.8%

Dead Ball Rebounds: 2, 0

Technical Fouls::NONE

	FAMU	WSU
Biggest lead	0 (1st 20:00)	25 (2nd 7:32)
Best Scoring Run	8(1st 8:26)	12(1st 10:58)
Lead Changes	0	
Times Tied	1	
Time with Lead	00:00	37:42

Points from	FAMU	WSU
Turnovers	31	25
Paint	40	42
Second Chance	9	15
Fast Breaks	12	12
Bench	18	34

Period by Period Scoring	1st	2nd	TOT
FAMU	24	49	73
WSU	41	46	87

Official Basketball Box Score - Final

Incarnate Word at Washington St.

12/22/19 Beasley Coliseum, Pullman
2019-20 Men's Basketball

Game Time: 12:06 AM
Game Duration: 2:04
Attendance: 2,037

Officials: D.G. Nelson, Casey McLennan, Chade Shepard

Incarnate Word - 59 **Record: 3-9**

NO.	Name		Min	FG M-A	3P M-A	FT M-A	Rebounds OR	DR	TOT	Fouls PF	FD	TP	AS	TO	ST	Blocks BS	BA	+/-
00	Dwight Murray	G	35:01	4-12	0-2	2-2	0	6	6	3	3	10	3	2	0	0	1	-38
2	Keaston Willis	G	33:19	2-12	2-5	2-2	0	3	3	4	2	8	3	2	0	0	0	-22
3	Drew Lutz	G	32:29	2-6	1-3	5-5	1	1	2	1	2	10	3	3	2	0	1	-19
5	Brandon Swaby	G	23:27	3-8	0-1	1-2	0	0	0	4	1	7	0	2	0	0	0	-6
33	Vincent Miszkiewicz		14:54	4-6	0-0	0-0	4	4	8	5	1	8	0	3	0	1	1	-24
12	Augustine Ene		11:53	3-8	2-4	0-0	0	0	0	0	2	8	2	2	0	0	0	2
15	Marcus Larsson		27:28	3-7	0-0	0-0	1	2	3	4	1	6	1	0	4	0	1	-11
21	Corey Sato		16:52	1-5	0-2	0-0	1	1	2	2	0	2	1	0	1	0	0	-17
4	Derek Van Vlerah		04:37	0-0	0-0	0-0	0	0	0	0	0	0	0	0	0	0	0	-5
Team							2	1	3			0		0				
Totals				22-64	5-17	10-11	9	18	27	23	12	59	13	14	8	1	4	-28

Shooting By Period		
1st FG%	8-32	25.0%
3PT%	4-10	40.0%
FT%	7-7	100%
2nd FG%	14-32	43.8%
3PT%	1-7	14.3%
FT%	3-4	75%
GM FG%	22-64	34.4%
3PT%	5-17	29.4%
FT%	10-11	90.9%

Dead Ball Rebounds: 1, 0

Technical Fouls::NONE

Washington St. - 87 **Record: 8-4**

NO.	Name		Min	FG M-A	3P M-A	FT M-A	Rebounds OR	DR	TOT	Fouls PF	FD	TP	AS	TO	ST	Blocks BS	BA	+/-
4	Aljaz Kunc	F	30:05	4-12	3-6	2-2	3	5	8	0	2	13	2	2	0	1	0	24
13	Jeff Pollard	F	21:50	5-6	1-2	0-0	4	2	6	3	1	11	1	0	0	0	0	16
1	Jervae Robinson	G	21:23	4-8	0-2	1-1	0	4	4	2	2	9	2	0	1	0	1	9
2	CJ Elleby	G	27:37	5-13	1-3	2-3	1	6	7	1	8	13	1	2	1	1	0	24
10	Isaac Bonton	G	30:10	7-16	2-4	3-4	7	5	12	1	3	19	6	5	0	1	0	33
5	Marvin Cannon		26:55	3-4	0-0	2-3	1	3	4	0	3	8	2	1	0	0	0	15
24	Noah Williams		16:19	1-3	0-0	0-0	0	1	1	2	1	2	3	4	1	0	0	-2
32	Tony Miller		18:10	5-7	0-1	0-1	2	0	2	3	2	10	0	3	0	1	0	12
22	Ryan Rapp		04:27	0-0	0-0	2-2	0	0	0	0	1	2	0	0	0	0	0	1
11	DJ Rodman		01:32	0-0	0-0	0-0	1	1	2	0	0	0	0	0	0	0	0	4
15	Volodymyr Markovetskyy		01:32	0-0	0-0	0-0	0	1	1	0	0	0	0	1	0	0	0	4
Team							1	5	6			0		0				
Totals				34-69	7-18	12-16	20	33	53	12	23	87	17	18	3	4	1	28

Shooting By Period		
1st FG%	18-32	56.3%
3PT%	5-7	71.4%
FT%	5-5	100%
2nd FG%	16-37	43.2%
3PT%	2-11	18.2%
FT%	7-11	63.6%
GM FG%	34-69	49.3%
3PT%	7-18	38.9%
FT%	12-16	75.0%

Dead Ball Rebounds: 1, 0

Technical Fouls::NONE

	UIW	WSU
Biggest lead	0 (1st 20:00)	28 (2nd 0:35)
Best Scoring Run	6(1st 15:13)	9(1st 16:36)
Lead Changes	0	
Times Tied	1	
Time with Lead	00:00	39:26

Points from	UIW	WSU
Turnovers	18	17
Paint	28	46
Second Chance	6	20
Fast Breaks	8	20
Bench	16	22

Period by Period Scoring	1st	2nd	TOT
UIW	27	32	59
WSU	46	41	87

PREVIOUS **BOX SCORES**

Official Basketball Box Score - Final
Ark.-Pine Bluff at Washington St.
12/30/19 Beasley Coliseum, Pullman
2019-20 Men's Basketball

Game Time: 1:00 AM
Game Duration: 1:42
Attendance: 2,122

Officials: Deron White, Mike Scyphers, D.G. Nelson

Ark.-Pine Bluff - 50 **Record: 1-11**

NO.	Name		Min	FG M-A	3P M-A	FT M-A	Rebounds OR	DR	TOT	Fouls PF	FD	TP	AS	TO	ST	Blocks BS	BA	+/-
2	Marquell Carter	F	35:37	3-8	1-3	0-0	1	7	8	0	1	7	0	3	1	0	0	-14
3	Markedric Bell	F	22:59	0-6	0-1	2-2	1	4	5	5	1	2	0	0	0	2	0	-3
12	Terrance Banyard	F	23:58	2-10	1-2	0-0	1	1	2	2	1	5	0	4	0	1	2	-21
4	Jordan Mcnair	G	18:10	3-5	1-1	0-0	0	1	1	2	2	7	1	0	2	0	1	-7
23	Dequan Morris	G	29:46	4-5	0-0	0-0	0	4	4	1	2	8	0	2	0	0	1	-9
10	Jamil Wilson		20:40	3-7	0-0	2-2	0	2	2	2	1	8	2	2	0	1	0	-6
15	Alvin Stredic Jr		09:17	0-1	0-0	0-2	1	2	3	2	1	0	0	0	0	0	0	2
24	Artavious McDyess		14:02	1-2	0-0	2-2	1	3	4	2	1	4	2	1	1	3	1	-6
40	Nicholas Jones		15:17	2-4	0-1	0-0	0	0	0	0	0	4	0	1	0	0	0	-5
00	Kshun Stokes		05:28	2-3	1-1	0-0	0	2	2	0	0	5	0	0	0	0	0	-2
33	Isaac Bassey		04:46	0-0	0-0	0-0	0	0	0	1	0	0	0	1	0	0	0	-4
Team							3	2	5			0		1				
Totals				20-51	4-9	6-8	8	28	36	17	10	50	5	15	4	7	5	-15

Shooting By Period		
1st FG%	13-26	50.0%
3PT%	0-3	0.0%
FT%	2-2	100%
2nd FG%	7-25	28.0%
3PT%	4-6	66.7%
FT%	4-6	66.7%
GM FG%	20-51	39.2%
3PT%	4-9	44.4%
FT%	6-8	75.0%

Dead Ball Rebounds: 1, 0

Technical Fouls::NONE

Washington St. - 65 **Record: 9-4**

NO.	Name		Min	FG M-A	3P M-A	FT M-A	Rebounds OR	DR	TOT	Fouls PF	FD	TP	AS	TO	ST	Blocks BS	BA	+/-
4	Aljaz Kunc	F	19:56	1-5	0-2	0-0	1	4	5	0	1	2	1	1	0	0	1	10
13	Jeff Pollard	F	26:27	4-6	0-2	3-5	1	1	2	0	7	11	0	0	0	0	0	3
1	Jervae Robinson	G	29:14	0-5	0-3	0-0	1	2	3	0	0	0	4	0	0	0	1	9
2	CJ Elleby	G	33:52	8-18	2-7	4-4	2	5	7	4	4	22	2	1	1	3	0	10
10	Isaac Bonton	G	35:50	5-13	4-8	2-2	0	5	5	3	1	16	3	5	1	0	4	18
24	Noah Williams		21:02	4-8	0-1	0-0	1	2	3	0	1	8	1	0	2	2	0	17
32	Tony Miller		18:53	1-3	0-0	1-3	1	2	3	1	2	3	2	1	2	0	1	14
11	DJ Rodman		11:01	1-4	0-2	1-1	3	1	4	2	1	3	1	0	0	0	0	-5
22	Ryan Rapp		03:45	0-0	0-0	0-0	0	1	1	0	0	0	0	0	1	0	0	-1
Team							2	1	3			0		0				
Totals				24-62	6-25	11-15	12	24	36	10	17	65	14	8	7	5	7	15

Shooting By Period		
1st FG%	9-28	32.1%
3PT%	4-14	28.6%
FT%	4-8	50%
2nd FG%	15-34	44.1%
3PT%	2-11	18.2%
FT%	7-7	100%
GM FG%	24-62	38.7%
3PT%	6-25	24.0%
FT%	11-15	73.3%

Dead Ball Rebounds: 2, 0

Technical Fouls::NONE

	UAPB	WSU
Biggest lead	6 (1st 2:30)	15 (2nd 0:08)
Best Scoring Run	10(1st 2:30)	9(2nd 11:45)
Lead Changes	6	
Times Tied	4	
Time with Lead	11:03	23:38

Points from	UAPB	WSU
Turnovers	2	16
Paint	18	32
Second Chance	4	14
Fast Breaks	4	20
Bench	21	14

Period by Period Scoring	1st	2nd	TOT
UAPB	28	22	50
WSU	26	39	65

Official Basketball Box Score - Final
Southern California at Washington St.
01/03/20 Beasley Coliseum, Pullman
2019-20 Men's Basketball

Game Time: 3:36 AM
Game Duration: 2:02
Attendance: 2,256

Officials: Tony Padilla, Gregory Nixon, Bob Staffen

Southern California - 65 **Record: 12-2 (1-0)**

NO.	Name		Min	FG M-A	3P M-A	FT M-A	Rebounds OR	DR	TOT	Fouls PF	FD	TP	AS	TO	ST	Blocks BS	BA	+/-
21	Onyeka Okongwu	F	33:50	12-14	0-0	3-4	4	8	12	3	4	27	1	5	0	3	0	19
31	Nick Rakocevic	F	23:37	1-6	0-1	0-0	0	10	10	3	2	2	1	1	0	2	0	10
2	Jonah Mathews	G	36:33	1-7	1-3	7-9	0	2	2	1	4	10	4	1	1	0	0	7
3	Elijah Weaver	G	25:09	4-5	0-0	0-1	0	4	4	1	2	8	1	3	0	0	0	17
20	Ethan Anderson	G	15:49	0-0	0-0	2-2	1	0	1	4	2	2	3	5	1	0	0	10
1	Kyle Sturdivant		11:47	1-5	0-1	0-0	0	4	4	0	0	2	1	1	1	0	0	-7
4	Daniel Utomi		14:56	0-0	0-0	4-4	0	3	3	2	2	4	0	3	0	0	0	-8
15	Isaiah Mobley		19:07	3-6	0-1	1-2	1	2	3	1	2	7	0	0	0	1	0	-5
23	Max Agbonkpolo		03:22	1-2	0-1	0-0	0	0	0	0	0	2	0	0	0	0	0	2
10	Quinton Adlesh		15:50	0-0	0-0	1-2	0	1	1	2	1	1	0	0	0	2	0	0
Team							0	6	6			0		1				
Totals				23-45	1-7	18-24	6	40	46	17	19	65	11	20	3	8	0	9

Shooting By Period		
1st FG%	11-22	50.0%
3PT%	0-3	0.0%
FT%	9-11	81.8%
2nd FG%	12-23	52.2%
3PT%	1-4	25.0%
FT%	9-13	69.2%
GM FG%	23-45	51.1%
3PT%	1-7	14.3%
FT%	18-24	75.0%

Dead Ball Rebounds: 3, 0

Technical Fouls::NONE

Washington St. - 56 **Record: 9-5 (0-1)**

NO.	Name		Min	FG M-A	3P M-A	FT M-A	Rebounds OR	DR	TOT	Fouls PF	FD	TP	AS	TO	ST	Blocks BS	BA	+/-
4	Aljaz Kunc	F	25:31	1-6	0-3	0-0	1	2	3	2	0	2	0	0	0	0	2	-12
13	Jeff Pollard	F	06:43	1-2	0-1	0-0	0	0	0	0	1	2	0	0	0	0	0	-1
1	Jervae Robinson	G	31:48	1-5	0-2	2-2	0	1	1	2	2	4	3	1	1	0	0	0
2	CJ Elleby	G	30:25	3-22	1-8	2-3	5	5	10	5	5	9	1	1	1	0	1	-7
10	Isaac Bonton	G	32:08	7-26	4-12	0-1	1	2	3	1	2	18	2	0	1	0	3	-11
24	Noah Williams		18:34	1-4	0-1	0-0	2	1	3	1	2	2	2	1	0	0	1	-11
32	Tony Miller		26:45	7-11	0-0	1-2	6	5	11	4	4	15	0	2	1	0	1	-8
15	Volodymyr Markovetskyy		09:09	0-0	0-0	1-2	0	2	2	2	1	1	0	0	0	0	0	-1
11	DJ Rodman		18:57	1-3	1-1	0-0	1	1	2	2	0	3	0	1	0	0	0	6
Team							4	0	4			0		0				
Totals				22-79	6-28	6-10	20	19	39	19	17	56	8	6	4	0	8	-9

Shooting By Period		
1st FG%	10-41	24.4%
3PT%	3-14	21.4%
FT%	4-6	66.7%
2nd FG%	12-38	31.6%
3PT%	3-14	21.4%
FT%	2-4	50%
GM FG%	22-79	27.8%
3PT%	6-28	21.4%
FT%	6-10	60.0%

Dead Ball Rebounds: 1, 0

Technical Fouls: Williams 2nd 10:54

	USC	WSU
Biggest lead	13 (1st 12:34)	1 (1st 18:45)
Best Scoring Run	8(1st 14:08)	5(1st 7:26)
Lead Changes	2	
Times Tied	1	
Time with Lead	37:58	01:36

Points from	USC	WSU
Turnovers	6	13
Paint	40	28
Second Chance	5	16
Fast Breaks	10	7
Bench	16	21

Period by Period Scoring	1st	2nd	TOT
USC	31	34	65
WSU	27	29	56

Official Basketball Box Score - Final
UCLA at Washington St.
01/05/20 Beasley Coliseum, Pullman
2019-20 Men's Basketball

Game Time: 12:06 AM
Game Duration: 2:18
Attendance: 2,825

Officials: Verne Harris, Mike Reed, Michael Greenstein

UCLA - 71 **Record: 8-7 (1-1)**

NO.	Name		Min	FG M-A	3P M-A	FT M-A	Rebounds OR	DR	TOT	Fouls PF	FD	TP	AS	TO	ST	Blocks BS	BA	+/-
2	Cody Riley	F	18:27	1-3	0-0	2-4	2	1	3	2	3	4	0	4	0	1	1	-6
4	Jaime Jaquez Jr.	G	25:41	1-6	0-2	3-3	1	2	3	3	2	5	1	3	0	1	0	-7
5	Chris Smith	G	25:21	8-14	1-1	5-8	2	5	7	4	5	22	1	2	0	0	1	-9
10	Tyger Campbell	G	15:04	0-3	0-1	0-0	0	0	0	3	0	0	2	2	0	0	0	-18
23	Prince Ali	G	27:45	5-9	1-2	0-0	1	3	4	0	1	11	2	0	1	0	1	-8
24	Jalen Hill		16:16	3-5	0-0	0-2	1	5	6	3	1	6	1	2	0	0	0	-2
3	Jules Bernard		25:51	4-10	1-5	1-2	2	5	7	5	3	10	0	2	0	2	1	1
13	Jake Kyman		14:28	3-6	2-5	0-0	0	3	3	1	0	8	1	0	0	0	0	-2
34	David Singleton		29:17	0-3	0-2	0-0	0	4	4	2	0	0	1	0	2	0	0	12
22	Shareef O'Neal		08:32	0-0	0-0	0-0	0	0	0	2	2	0	0	0	0	0	0	0
00	Alex Olesinski		18:18	1-3	1-3	2-2	1	2	3	2	1	5	0	0	0	1	0	-1
Team							0	3	3			0		1				
Totals				26-62	6-21	13-21	10	33	43	27	18	71	9	16	3	5	4	-8

Shooting By Period		
1st FG%	12-29	41.4%
3PT%	4-11	36.4%
FT%	5-6	83.3%
2nd FG%	12-25	48.0%
3PT%	1-6	16.7%
FT%	7-12	58.3%
:OT FG%	2-8	25.0%
3PT%	1-4	25.0%
FT%	1-3	33.3%
GM FG%	26-62	41.9%
3PT%	6-21	28.6%
FT%	13-21	61.9%

Dead Ball Rebounds: 3, 1

Technical Fouls::NONE

Washington St. - 79 **Record: 10-5 (1-1)**

NO.	Name		Min	FG M-A	3P M-A	FT M-A	Rebounds OR	DR	TOT	Fouls PF	FD	TP	AS	TO	ST	Blocks BS	BA	+/-
4	Aljaz Kunc	F	20:52	2-4	2-4	6-9	1	3	4	3	5	12	0	0	0	0	0	3
13	Jeff Pollard	F	40:07	3-7	0-1	3-3	0	3	3	3	4	9	2	1	1	1	0	11
1	Jervae Robinson	G	23:03	1-4	1-3	0-0	0	3	3	1	2	3	1	0	1	0	1	0
2	CJ Elleby	G	29:27	4-13	2-4	5-5	0	5	5	5	4	15	1	2	4	1	1	6
10	Isaac Bonton	G	39:06	7-14	0-4	3-4	0	5	5	1	4	17	5	3	0	1	1	13
24	Noah Williams		20:09	2-7	1-2	3-7	3	1	4	2	4	8	1	0	1	0	2	5
32	Tyler Miller		29:08	4-5	0-0	3-4	1	5	6	2	3	11	0	1	0	1	0	4
11	DJ Rodman		04:52	0-1	0-1	0-0	0	0	0	0	1	0	0	0	0	0	0	-11
23	Jaylen Shead		06:11	0-2	0-1	0-0	0	1	1	1	0	0	0	1	0	0	0	-7
22	Ryan Rapp		12:05	2-2	0-0	0-0	1	1	2	0	0	4	1	1	0	0	0	16
Team							0	4	4			0		1				
Totals				25-59	6-20	23-32	6	31	37	19	27	79	11	10	7	4	5	8

Shooting By Period		
1st FG%	5-24	20.8%
3PT%	3-10	30.0%
FT%	11-14	78.6%
2nd FG%	15-27	55.6%
3PT%	3-8	37.5%
FT%	8-12	66.7%
:OT FG%	5-8	62.5%
3PT%	0-2	0.0%
FT%	4-6	66.7%
GM FG%	25-59	42.4%
3PT%	6-20	30.0%
FT%	23-32	71.9%

Dead Ball Rebounds: 3, 0

Technical Fouls: Coach 1st 8:38

	UCLA	WSU
Biggest lead	11 (1st 1:07)	8 (1st OT 0:01)
Best Scoring Run	10(1st 11:45)	9(1st 14:59)
Lead Changes	13	
Times Tied	8	
Time with Lead	25:54	13:01

Points from	UCLA	WSU
Turnovers	12	13
Paint	30	32
Second Chance	10	7
Fast Breaks	8	20
Bench	29	23

Period by Period Scoring	1st	2nd	OT1	TOT
UCLA	33	32	6	71
WSU	24	41	14	79

Official Basketball Box Score - Final
Washington St. at California
01/10/20 Haas Pavilion, Berkeley
2019-20 Men's Basketball

Game Time: 3:35 AM
Game Duration: 2:01
Attendance: 3,953

Officials: Shawn Lehigh, Marc A. Beasley, Tom Nally

Washington St. - 66 **Record: 10-6 (1-2)**

NO.	Name		Min	FG M-A	3P M-A	FT M-A	Rebounds OR	DR	TOT	Fouls PF	FD	TP	AS	TO	ST	Blocks BS	BA	+/-
4	Aljaz Kunc	F	18:37	1-4	1-3	1-2	0	2	2	2	1	4	1	0	0	0	1	-5
13	Jeff Pollard	F	32:07	3-6	0-2	5-7	2	1	3	3	5	11	1	2	1	0	0	-5
1	Jervae Robinson	G	20:01	1-3	0-2	0-0	0	0	0	1	1	2	0	1	0	0	0	-10
2	CJ Elleby	G	38:19	6-17	4-9	6-8	3	6	9	4	6	22	2	2	1	0	1	-10
10	Isaac Bonton	G	25:56	3-6	2-3	2-2	0	2	2	4	1	10	4	2	0	0	0	-1
24	Noah Williams		23:44	5-8	0-2	6-6	0	3	3	4	5	16	0	2	0	1	0	5
32	Tony Miller		09:34	0-0	0-0	0-0	0	0	0	1	1	0	0	0	1	2	1	0
23	Jaylen Shead		11:52	0-1	0-0	1-2	0	1	1	2	1	1	1	2	0	0	0	-6
22	Ryan Rapp		10:41	0-1	0-1	0-0	0	0	0	0	0	0	0	1	0	1	0	-5
11	DJ Rodman		09:09	0-3	0-3	0-1	1	2	3	0	1	0	0	0	0	0	0	1
Team							1	2	3			0		0				
Totals				19-49	7-25	21-28	7	19	26	21	22	66	10	12	5	2	2	-7

Shooting By Period		
1st FG%	10-22	45.5%
3PT%	4-11	36.4%
FT%	10-13	76.9%
2nd FG%	9-27	33.3%
3PT%	3-14	21.4%
FT%	11-15	73.3%
GM FG%	19-49	38.8%
3PT%	7-25	28.0%
FT%	21-28	75.0%

Dead Ball Rebounds: 3, 0

Technical Fouls: Williams 1st 5:41

California - 73 **Record: 7-8 (1-1)**

NO.	Name		Min	FG M-A	3P M-A	FT M-A	Rebounds OR	DR	TOT	Fouls PF	FD	TP	AS	TO	ST	Blocks BS	BA	+/-
15	Grant Anticevich	F	38:25	4-12	1-3	3-3	3	0	3	2	2	12	2	3	0	1	0	7
21	Lars Thiemann	C	11:44	1-1	0-0	0-0	0	3	3	3	1	2	0	2	0	1	0	-6
1	Joel Brown	G	29:23	3-5	1-2	0-0	0	5	5	3	2	7	3	0	0	0	1	7
10	Kareem South	G	21:22	1-5	0-3	0-0	0	3	3	2	0	2	0	3	0	0	0	-15
20	Matt Bradley	G	39:07	10-14	2-4	4-5	1	9	10	3	4	26	4	5	0	0	0	10
3	Paris Austin		28:07	6-8	0-0	5-5	0	1	1	4	5	17	3	0	1	0	0	21
22	Andre Kelly		23:41	1-6	0-0	4-5	1	4	5	4	4	6	0	2	1	0	1	11
33	D.J. Thorpe		06:10	0-0	0-0	1-2	0	1	1	1	2	1	0	1	0	0	0	2
12	Kuany Kuany		02:01	0-0	0-0	0-0	0	1	1	0	0	0	0	0	0	0	0	-2
Team							1	0	1			0		1				
Totals				26-51	4-12	17-20	6	27	33	22	20	73	12	17	2	2	2	7

Shooting By Period		
1st FG%	15-27	55.6%
3PT%	2-6	33.3%
FT%	8-8	100%
2nd FG%	11-24	45.8%
3PT%	2-6	33.3%
FT%	9-12	75%
GM FG%	26-51	51.0%
3PT%	4-12	33.3%
FT%	17-20	85.0%

Dead Ball Rebounds: 3, 0

Technical Fouls::NONE

	WSU	Cal
Biggest lead	14 (1st 9:45)	13 (2nd 13:38)
Best Scoring Run	10(1st 9:45)	10(1st 3:27)
Lead Changes	2	
Times Tied	5	
Time with Lead	12:19	23:47

Points from	WSU	Cal
Turnovers	22	10
Paint	18	32
Second Chance	4	7
Fast Breaks	11	12
Bench	17	24

Period by Period Scoring	1st	2nd	TOT
WSU	34	32	66
Cal	40	33	73

PREVIOUS **BOX SCORES**

Official Basketball Box Score - Final
Washington St. at Stanford
01/11/20 Maples Pavilion, Stanford, CA
2019-20 Men's Basketball

Game Time: 11:00 PM
Game Duration: 1:52
Attendance: 3,526

Officials: Randy McCall, Jeff Wooten, Ryan McDaniel

Washington St. - 62 — **Record: 10-7 (1-3)**

NO.	Name		Min	FG M-A	3P M-A	FT M-A	Rebounds OR	DR	TOT	Fouls PF	FD	TP	AS	TO	ST	Blocks BS	BA	+/-
4	Aljaz Kunc	F	11:38	1-7	0-3	0-1	1	1	2	3	1	2	0	1	2	1	1	-7
13	Jeff Pollard	F	30:14	3-5	0-1	2-2	4	6	10	0	4	8	3	1	0	0	0	-16
1	Jervae Robinson	G	22:39	2-4	1-2	0-0	1	1	2	3	0	5	0	2	1	0	1	-11
2	CJ Elleby	G	22:15	2-9	2-5	0-0	0	3	3	4	3	6	2	5	0	0	0	-27
10	Isaac Bonton	G	30:12	4-11	3-7	4-5	0	3	3	0	5	15	4	2	0	0	1	-31
24	Noah Williams		30:56	2-6	0-0	0-0	3	1	4	4	2	4	3	2	2	0	1	-11
11	DJ Rodman		05:19	0-0	0-0	0-0	0	1	1	0	0	0	0	0	0	0	0	-4
15	Volodymyr Markovetskyy		07:00	1-2	0-0	0-2	1	1	2	2	2	2	0	0	0	0	1	-9
22	Ryan Rapp		19:01	3-5	2-3	0-0	0	3	3	1	0	8	1	1	1	0	0	-8
3	Daron Henson		20:46	4-7	4-6	0-2	1	1	2	0	1	12	0	3	0	0	1	-6
Team							0	1	1			0		1				
Totals				22-56	12-27	6-12	11	22	33	17	18	62	13	18	6	1	6	-26

Technical Fouls::NONE

Shooting By Period		
1st FG%	7-29	24.1%
3PT%	3-14	21.4%
FT%	1-5	20%
2nd FG%	15-27	55.6%
3PT%	9-13	69.2%
FT%	5-7	71.4%
GM FG%	22-56	39.3%
3PT%	12-27	44.4%
FT%	6-12	50.0%

Dead Ball Rebounds: 1, 0

Stanford - 88 — **Record: 14-2 (3-0)**

NO.	Name		Min	FG M-A	3P M-A	FT M-A	Rebounds OR	DR	TOT	Fouls PF	FD	TP	AS	TO	ST	Blocks BS	BA	+/-
13	Oscar da Silva	F	12:40	7-8	1-1	0-0	0	3	3	4	1	15	1	1	0	2	0	18
14	Spencer Jones	F	30:45	2-10	1-6	0-0	0	2	2	2	1	5	2	0	2	0	0	24
1	Daejon Davis	G	27:25	2-4	1-3	1-2	1	2	3	2	4	6	5	3	1	0	0	19
2	Bryce Wills	G	31:39	4-4	0-0	2-4	0	4	4	1	3	10	5	0	2	1	0	27
3	Tyrell Terry	G	23:38	8-12	4-7	2-2	0	6	6	4	1	22	3	1	0	0	0	32
32	Lukas Kisunas		14:53	4-4	0-0	1-2	1	3	4	2	2	9	3	2	1	2	0	12
11	Jaiden Delaire		17:36	3-5	0-0	0-2	0	3	3	1	1	6	1	2	0	1	0	2
4	Isaac White		22:13	4-8	2-6	1-1	0	2	2	0	2	11	1	0	2	0	0	5
22	James Keefe		10:01	2-3	0-0	0-0	0	0	0	0	1	4	1	0	0	0	1	3
12	Keenan Fitzmorris		03:18	0-1	0-0	0-0	0	2	2	2	0	0	0	0	0	0	0	-4
24	Sam Beskind		03:18	0-0	0-0	0-0	0	1	1	0	1	0	0	0	0	0	0	-4
15	Rodney Herenton		02:34	0-0	0-0	0-0	0	0	0	0	0	0	1	0	0	0	0	-4
Team							2	0	2			0		0				
Totals				36-59	9-23	7-13	4	28	32	18	17	88	23	9	8	6	1	26

Technical Fouls::NONE

Shooting By Period		
1st FG%	18-27	66.7%
3PT%	4-10	40.0%
FT%	6-12	50%
2nd FG%	18-32	56.3%
3PT%	5-13	38.5%
FT%	1-1	100%
GM FG%	36-59	61.0%
3PT%	9-23	39.1%
FT%	7-13	53.8%

Dead Ball Rebounds: 3, 0

	WSU	STN
Biggest lead	0 (1st 20:00)	33 (2nd 19:17)
Best Scoring Run	8(2nd 10:49)	14(1st 10:45)
Lead Changes	0	
Times Tied	1	
Time with Lead	00:00	37:49

Points from	WSU	STN
Turnovers	8	29
Paint	16	50
Second Chance	10	4
Fast Breaks	0	13
Bench	26	30

Period by Period Scoring	1st	2nd	TOT
WSU	18	44	62
STN	46	42	88

Official Basketball Box Score - Final
Oregon at Washington St.
01/17/20 Beasley Coliseum, Pullman
2019-20 Men's Basketball

Game Time: 2:00 AM
Game Duration: 1:57
Attendance: 3,082

Officials: Mike Reed, Bob Staffen, Kevin Brill

Oregon - 61 — **Record: 14-4 (3-2)**

NO.	Name		Min	FG M-A	3P M-A	FT M-A	Rebounds OR	DR	TOT	Fouls PF	FD	TP	AS	TO	ST	Blocks BS	BA	+/-
10	Shakur Juiston	F	29:30	3-4	1-1	0-0	1	6	7	2	2	7	1	2	0	0	1	-1
33	Francis Okoro	F	11:27	0-1	0-0	0-0	0	0	0	1	0	0	0	1	0	0	0	1
3	Payton Pritchard	G	40:00	8-15	3-7	3-4	1	4	5	2	5	22	5	6	0	0	2	-11
5	Chris Duarte	G	31:19	6-16	2-7	1-2	1	4	5	3	2	15	0	3	5	0	0	-13
32	Anthony Mathis	G	19:48	1-3	1-3	1-2	0	1	1	1	1	4	2	1	1	0	0	-10
0	Will Richardson		34:54	2-7	0-3	0-0	2	1	3	4	0	4	1	1	0	0	0	-6
1	N'Faly Dante		12:18	3-3	0-0	0-2	0	1	1	2	2	6	0	0	0	0	0	-16
13	Chandler Lawson		07:03	1-2	0-0	0-0	0	2	2	1	0	2	0	0	0	0	0	-4
14	C.J. Walker		10:37	0-0	0-0	1-2	0	3	3	3	1	1	1	1	0	0	0	6
22	Addison Patterson		03:04	0-0	0-0	0-0	0	0	0	1	0	0	0	0	0	0	0	-1
Team							0	0	0			0		1				
Totals				24-51	7-21	6-12	5	22	27	20	13	61	10	16	6	0	3	-11

Technical Fouls::NONE

Shooting By Period		
1st FG%	15-28	53.6%
3PT%	5-11	45.5%
FT%	2-4	50%
2nd FG%	9-23	39.1%
3PT%	2-10	20.0%
FT%	4-8	50%
GM FG%	24-51	47.1%
3PT%	7-21	33.3%
FT%	6-12	50.0%

Dead Ball Rebounds: 4, 0

Washington St. - 72 — **Record: 11-7 (2-3)**

NO.	Name		Min	FG M-A	3P M-A	FT M-A	Rebounds OR	DR	TOT	Fouls PF	FD	TP	AS	TO	ST	Blocks BS	BA	+/-
13	Jeff Pollard	F	30:22	5-7	0-1	1-2	1	0	1	4	4	11	2	1	0	0	0	12
1	Jervae Robinson	G	26:14	2-3	2-3	0-0	0	3	3	2	0	6	0	2	1	0	0	3
2	CJ Elleby	G	38:16	9-20	4-7	3-3	6	8	14	1	7	25	3	1	1	0	0	10
10	Isaac Bonton	G	35:08	4-10	1-3	3-5	1	1	2	2	3	12	6	6	2	1	0	14
24	Noah Williams	G	32:19	1-5	0-0	2-4	1	4	5	3	2	4	2	2	2	0	0	15
11	DJ Rodman		22:56	2-4	2-4	2-3	0	5	5	0	4	8	1	1	0	0	0	11
4	Aljaz Kunc		13:13	2-3	2-3	0-0	0	1	1	1	0	6	0	1	0	2	0	-5
22	Ryan Rapp		01:32	0-0	0-0	0-0	0	0	0	0	0	0	1	1	0	0	0	-5
Team							0	2	2			0		0				
Totals				25-52	11-21	11-17	9	24	33	13	20	72	15	15	6	3	0	11

Technical Fouls::NONE

Shooting By Period		
1st FG%	12-24	50.0%
3PT%	8-12	66.7%
FT%	2-4	50%
2nd FG%	13-28	46.4%
3PT%	3-9	33.3%
FT%	9-13	69.2%
GM FG%	25-52	48.1%
3PT%	11-21	52.4%
FT%	11-17	64.7%

Dead Ball Rebounds: 2, 0

	UO	WSU
Biggest lead	7 (1st 14:21)	12 (2nd 0:43)
Best Scoring Run	13(1st 1:49)	11(2nd 15:38)
Lead Changes	6	
Times Tied	4	
Time with Lead	12:55	23:28

Points from	UO	WSU
Turnovers	20	20
Paint	32	22
Second Chance	3	12
Fast Breaks	18	4
Bench	13	14

Period by Period Scoring	1st	2nd	TOT
UO	37	24	61
WSU	34	38	72

Official Basketball Box Score - Final
Oregon St. at Washington St.
01/18/20 Beasley Coliseum, Pullman
2019-20 Men's Basketball

Game Time: 9:00 PM
Game Duration: 2:09
Attendance: 10,380

Officials: Verne Harris, Shawn Lehigh, Chad Shepherd

Oregon St. - 76 — **Record: 12-6 (2-4)**

NO.	Name		Min	FG M-A	3P M-A	FT M-A	Rebounds OR	DR	TOT	Fouls PF	FD	TP	AS	TO	ST	Blocks BS	BA	+/-
3	Tres Tinkle	F	38:52	9-20	0-4	4-4	1	7	8	3	5	22	2	2	1	1	0	-12
4	Alfred Hollins	F	12:33	2-5	0-2	0-0	0	2	2	3	0	4	3	0	0	0	1	4
24	Kylor Kelley	F	30:51	5-8	0-0	1-2	3	2	5	0	1	11	3	1	1	3	0	-9
5	Ethan Thompson	G	37:29	5-10	0-2	4-6	0	5	5	3	4	14	2	3	1	0	0	-15
11	Zach Reichle	G	19:02	1-5	1-2	0-0	0	2	2	5	1	3	0	1	0	0	1	-1
2	Jarod Lucas		14:59	0-1	0-1	2-2	0	2	2	1	2	2	1	1	0	0	0	-12
12	Roman Silva		07:01	1-1	0-0	0-0	0	0	0	1	2	2	1	1	0	0	0	-1
1	Sean Miller-Moore		18:09	5-5	0-0	0-0	2	0	2	0	0	10	2	0	0	0	0	-12
00	Gianni Hunt		14:23	3-6	1-2	1-1	0	2	2	4	1	8	0	0	0	0	0	1
13	Antoine Vernon		04:33	0-0	0-0	0-0	0	0	0	1	0	0	1	0	0	0	0	-5
15	Payton Dastrup		02:08	0-1	0-0	0-0	1	0	1	0	0	0	0	0	0	0	0	-3
Team							1	0	1			0		0				
Totals				31-62	2-13	12-15	8	22	30	21	16	76	15	9	3	4	2	-13

Technical Fouls::NONE

Shooting By Period		
1st FG%	17-30	56.7%
3PT%	0-4	0.0%
FT%	6-7	85.7%
2nd FG%	14-32	43.8%
3PT%	2-9	22.2%
FT%	6-8	75%
GM FG%	31-62	50.0%
3PT%	2-13	15.4%
FT%	12-15	80.0%

Dead Ball Rebounds: 2, 0

Washington St. - 89 — **Record: 12-7 (3-3)**

NO.	Name		Min	FG M-A	3P M-A	FT M-A	Rebounds OR	DR	TOT	Fouls PF	FD	TP	AS	TO	ST	Blocks BS	BA	+/-
13	Jeff Pollard	F	38:04	5-9	0-0	0-0	0	3	3	3	2	10	0	1	0	0	1	18
1	Jervae Robinson	G	13:47	0-3	0-2	0-0	1	1	2	2	0	0	0	1	1	0	0	-3
2	CJ Elleby	G	38:00	7-15	2-7	6-6	2	7	9	3	7	22	5	2	0	0	1	7
10	Isaac Bonton	G	39:01	8-13	4-7	14-14	1	7	8	2	8	34	8	2	2	1	0	15
24	Noah Williams	G	32:43	6-8	0-0	5-7	0	1	1	2	4	17	3	1	0	1	1	14
11	DJ Rodman		29:44	2-7	2-4	0-0	1	3	4	2	0	6	0	0	2	0	1	10
4	Aljaz Kunc		06:47	0-0	0-0	0-0	0	1	1	2	0	0	0	1	0	0	0	4
22	Ryan Rapp		01:54	0-0	0-0	0-0	0	0	0	0	0	0	0	0	0	0	0	0
Team							1	1	2			0		0				
Totals				28-55	8-20	25-27	6	24	30	16	21	89	16	8	5	2	4	13

Technical Fouls::NONE

Shooting By Period		
1st FG%	15-30	50.0%
3PT%	5-11	45.5%
FT%	11-11	100%
2nd FG%	13-25	52.0%
3PT%	3-9	33.3%
FT%	14-16	87.5%
GM FG%	28-55	50.9%
3PT%	8-20	40.0%
FT%	25-27	92.6%

Dead Ball Rebounds: 1, 0

	OSU	WSU
Biggest lead	6 (1st 10:39)	15 (2nd 2:48)
Best Scoring Run	7(1st 10:39)	10(2nd 7:33)
Lead Changes	5	
Times Tied	9	
Time with Lead	13:04	22:28

Points from	OSU	WSU
Turnovers	6	16
Paint	54	32
Second Chance	10	7
Fast Breaks	4	29
Bench	22	6

Period by Period Scoring	1st	2nd	TOT
OSU	40	36	76
WSU	46	43	89

Official Basketball Box Score - Final
Washington St. at Colorado
01/24/20 CU Events Center, Boulder
Washington State at Colorado

Game Time: 3:00 AM
Game Duration: 1:52
Attendance: 7,864

Officials: Gregory Nixoxn, Deldre Carr, Scott Brown

Washington St. - 56 — **Record: 12-8 (3-4)**

NO.	Name		Min	FG M-A	3P M-A	FT M-A	Rebounds OR	DR	TOT	Fouls PF	FD	TP	AS	TO	ST	Blocks BS	BA	+/-
13	Jeff Pollard	F	29:11	2-4	0-1	0-0	1	2	3	2	3	4	0	0	1	0	1	-11
1	Jervae Robinson	G	27:57	3-7	1-4	1-2	0	4	4	3	1	8	1	2	1	0	1	-9
2	CJ Elleby	G	28:19	6-12	2-4	1-2	1	4	5	4	2	15	0	2	2	2	0	-24
10	Isaac Bonton	G	33:06	4-16	2-3	0-0	0	3	3	2	3	10	7	5	1	0	2	-13
24	Noah Williams	G	26:15	1-6	0-1	1-1	2	0	2	4	1	3	4	2	2	0	0	-15
11	DJ Rodman		13:13	0-1	0-0	0-0	1	1	2	0	0	0	0	0	1	0	0	-4
4	Aljaz Kunc		14:36	1-3	0-1	0-0	0	1	1	1	1	2	1	0	2	0	0	-11
3	Daron Henson		16:48	5-9	3-5	0-0	1	1	2	1	0	13	0	0	0	0	0	-10
22	Ryan Rapp		07:00	0-1	0-1	0-0	0	0	0	0	0	0	0	2	0	0	0	-9
15	Volodymyr Markovetskyy		03:35	0-0	0-0	1-2	0	2	2	0	1	1	0	0	0	1	0	-4
Team							2	2	4			0		0				
Totals				22-59	8-20	4-7	8	20	28	17	12	56	13	13	10	3	4	-22

Technical Fouls::NONE

Shooting By Period		
1st FG%	14-31	45.2%
3PT%	4-10	40.0%
FT%	1-1	100%
2nd FG%	8-28	28.6%
3PT%	4-10	40.0%
FT%	3-6	50%
GM FG%	22-59	37.3%
3PT%	8-20	40.0%
FT%	4-7	57.1%

Dead Ball Rebounds: 0, 0

Colorado - 78 — **Record: 15-4 (4-2)**

NO.	Name		Min	FG M-A	3P M-A	FT M-A	Rebounds OR	DR	TOT	Fouls PF	FD	TP	AS	TO	ST	Blocks BS	BA	+/-
21	Evan Battey	F	29:57	4-8	0-0	4-4	4	6	10	2	5	12	3	2	2	1	0	12
23	Lucas Siewert	F	29:16	4-10	3-5	5-6	2	8	10	1	4	16	0	1	2	0	0	21
00	Shane Gatling	G	16:53	3-6	1-3	0-0	0	1	1	1	0	7	0	2	0	0	0	-6
5	D'Shawn Schwartz	G	26:59	4-10	2-6	3-4	1	1	2	2	2	13	2	0	1	0	1	13
25	McKinley Wright	G	34:44	4-9	0-2	2-2	2	4	6	1	4	10	10	3	0	3	0	23
2	Daylen Kountz		18:47	1-4	0-1	0-0	0	3	3	0	0	2	2	3	2	0	1	19
35	Dallas Walton		11:46	3-3	0-0	1-1	1	3	4	0	1	7	0	1	0	0	0	9
3	Maddox Daniels		16:15	3-5	3-5	0-0	0	1	1	2	0	9	1	2	0	0	0	12
24	Eli Parquet		06:22	0-0	0-0	2-3	0	1	1	1	1	2	0	0	0	0	0	5
10	Alexander Strating		06:44	0-1	0-0	0-0	1	1	2	1	0	0	0	0	0	0	0	2
15	Jakub Dombek		02:17	0-1	0-0	0-0	0	1	1	1	0	0	1	0	0	0	1	0
Team							2	2	4			0		0				
Totals				26-57	9-22	17-20	13	32	45	12	17	78	19	14	7	4	3	22

Technical Fouls::NONE

Shooting By Period		
1st FG%	12-24	50.0%
3PT%	4-9	44.4%
FT%	10-13	76.9%
2nd FG%	14-33	42.4%
3PT%	5-13	38.5%
FT%	7-7	100%
GM FG%	26-57	45.6%
3PT%	9-22	40.9%
FT%	17-20	85.0%

Dead Ball Rebounds: 1, 0

	WSU	COLO
Biggest lead	5 (1st 16:08)	25 (2nd 1:17)
Best Scoring Run	5(1st 18:34)	12(2nd 1:17)
Lead Changes	6	
Times Tied	4	
Time with Lead	10:37	27:28

Points from	WSU	COLO
Turnovers	9	14
Paint	16	20
Second Chance	6	14
Fast Breaks	13	14
Bench	16	20

Period by Period Scoring	1st	2nd	TOT
WSU	33	23	56
COLO	38	40	78

PREVIOUS **BOX SCORES**

Official Basketball Box Score - Final
Washington St. at Utah
01/26/20 Jon M. Huntsman Center, Salt Lake City
2019-20 Men's Basketball

Game Time: 12:00 AM
Game Duration: 1:52
Attendance: 9,807

Officials: Randy McCall, Tony Padilla, Rick Randall

Washington St. - 64 Record: 12-9 (3-5)

NO.	Name		Min	FG M-A	3P M-A	FT M-A	Rebounds OR	DR	TOT	Fouls PF	FD	TP	AS	TO	ST	Blocks BS	BA	+/-
4	Aljaz Kunc	F	33:05	2-7	1-5	0-0	0	4	4	1	5	5	1	1	2	1	0	-8
13	Jeff Pollard	F	28:31	3-9	0-2	0-0	1	0	1	2	0	6	1	1	0	0	1	-1
1	Jervae Robinson	G	33:41	5-6	3-4	0-0	0	2	2	2	1	13	2	2	2	0	0	-6
2	CJ Elleby	G	28:41	4-9	3-6	1-3	0	7	7	5	4	12	1	4	0	0	0	0
10	Isaac Bonton	G	37:05	9-17	2-4	1-2	0	1	1	3	3	21	4	3	2	0	3	-3
11	DJ Rodman		17:48	1-3	0-2	0-0	1	0	1	0	1	2	1	0	0	0	0	-13
24	Noah Williams		06:15	1-3	0-1	0-0	0	1	1	5	0	2	1	2	0	0	0	-11
3	Daron Henson		11:30	1-2	1-2	0-0	1	0	1	1	0	3	0	0	0	0	0	-13
22	Ryan Rapp		03:24	0-0	0-0	0-0	0	0	0	0	0	0	0	0	0	0	0	-5
Team							2	1	3			0		0				
Totals				26-56	10-26	2-5	5	16	21	19	14	64	11	13	6	1	4	-12

Shooting By Period		
1st FG%	11-27	40.7%
3PT%	3-14	21.4%
FT%	0-0	0%
2nd FG%	15-29	51.7%
3PT%	7-12	58.3%
FT%	2-5	40%
GM FG%	26-56	46.4%
3PT%	10-26	38.5%
FT%	2-5	40.0%

Dead Ball Rebounds: 1, 0

Technical Fouls: Kunc 1st5:45

Utah - 76 Record: 12-7 (3-4)

NO.	Name		Min	FG M-A	3P M-A	FT M-A	Rebounds OR	DR	TOT	Fouls PF	FD	TP	AS	TO	ST	Blocks BS	BA	+/-
1	Timmy Allen	F	40:00	5-12	0-1	1-1	0	7	7	3	2	11	4	5	3	1	0	12
21	Riley Battin	F	28:33	1-3	0-2	0-2	0	5	5	2	1	2	3	1	0	0	0	7
35	Branden Carlson	C	23:02	4-4	0-0	4-6	1	1	2	2	4	12	1	1	0	3	0	-2
11	Both Gach	G	26:17	2-6	0-2	1-2	0	4	4	0	1	5	4	1	0	0	0	1
15	Rylan Jones	G	38:04	8-10	2-3	6-6	0	3	3	4	6	24	3	3	4	0	0	8
20	Mikael Jantunen		28:25	7-9	0-0	2-2	1	4	5	3	4	16	3	1	0	0	1	19
5	Jaxon Brenchley		15:39	2-2	2-2	0-0	1	2	3	0	0	6	1	0	0	0	0	15
Team							0	1	1			0		2				
Totals				29-46	4-10	14-19	3	27	30	14	18	76	19	14	7	4	1	12

Shooting By Period		
1st FG%	14-24	58.3%
3PT%	1-6	16.7%
FT%	8-9	88.9%
2nd FG%	15-22	68.2%
3PT%	3-4	75.0%
FT%	6-10	60%
GM FG%	29-46	63.0%
3PT%	4-10	40.0%
FT%	14-19	73.7%

Dead Ball Rebounds: 3, 0

Technical Fouls::NONE

	WSU	UTES
Biggest lead	9 (1st 13:56)	15 (2nd 0:39)
Best Scoring Run	8(1st 14:56)	12(1st 2:09)
Lead Changes	3	
Times Tied	3	
Time with Lead	15:13	24:00

Points from	WSU	UTES
Turnovers	7	19
Paint	30	40
Second Chance	3	5
Fast Breaks	9	8
Bench	7	22

Period by Period Scoring	1st	2nd	TOT
WSU	25	39	64
UTES	37	39	76

Official Basketball Box Score - Final
Arizona St. at Washington St.
01/30/20 Beasley Coliseum, Pullman
2019-20 Men's Basketball

Game Time: 4:00 AM
Game Duration: 2:01
Attendance: 2,811

Officials: Michael Greenstein, Kevin Brill, Rick Batsell

Arizona St. - 65 Record: 12-8 (3-4)

NO.	Name		Min	FG M-A	3P M-A	FT M-A	Rebounds OR	DR	TOT	Fouls PF	FD	TP	AS	TO	ST	Blocks BS	BA	+/-
4	Kimani Lawrence	F	18:25	2-6	0-3	0-0	1	2	3	1	1	4	0	1	0	0	0	-15
23	Romello White	F	36:23	6-10	0-0	3-4	5	6	11	4	5	15	4	2	0	1	1	-2
35	Taeshon Cherry	F	16:57	1-6	0-3	0-0	2	3	5	0	0	2	0	2	0	2	1	-19
1	Remy Martin	G	35:25	4-15	1-4	3-6	0	5	5	1	4	12	2	5	1	0	1	-10
2	Rob Edwards	G	33:50	4-9	3-6	0-0	0	1	1	2	0	11	1	4	2	0	1	6
11	Alonzo Verge Jr.		20:39	5-9	1-2	0-0	0	2	2	2	3	11	1	4	3	0	0	3
0	Mickey Mitchell		02:19	0-0	0-0	0-0	0	0	0	1	0	0	0	0	0	0	0	-3
24	Jalen Graham		11:38	4-5	0-0	1-2	3	3	6	4	1	9	0	1	0	1	0	9
5	Elias Valtonen		03:00	0-1	0-0	0-0	0	1	1	0	1	0	0	0	1	0	0	0
10	Jaelen House		11:46	0-1	0-0	1-3	0	0	0	0	1	1	0	1	1	0	0	10
3	Caleb Christopher		02:45	0-0	0-0	0-0	0	1	1	0	0	0	0	1	0	0	0	3
20	Khalid Thomas		06:53	0-1	0-1	0-0	0	3	3	0	0	0	1	0	0	0	0	8
Team							3	1	4			0		0				
Totals				26-63	5-19	8-15	14	28	42	15	16	65	9	21	8	4	4	-2

Shooting By Period		
1st FG%	12-30	40.0%
3PT%	4-11	36.4%
FT%	3-5	60%
2nd FG%	14-33	42.4%
3PT%	1-8	12.5%
FT%	5-10	50%
GM FG%	26-63	41.3%
3PT%	5-19	26.3%
FT%	8-15	53.3%

Dead Ball Rebounds: 3, 0

Technical Fouls::NONE

Washington St. - 67 Record: 13-9 (4-5)

NO.	Name		Min	FG M-A	3P M-A	FT M-A	Rebounds OR	DR	TOT	Fouls PF	FD	TP	AS	TO	ST	Blocks BS	BA	+/-
13	Jeff Pollard	F	29:55	3-7	0-1	2-3	1	1	2	3	3	8	1	2	0	1	1	-1
1	Jervae Robinson	G	35:16	1-3	1-3	0-0	0	3	3	3	2	3	1	2	4	1	0	-7
2	CJ Elleby	G	37:26	8-19	4-10	7-11	0	12	12	2	7	27	3	4	0	2	1	5
10	Isaac Bonton	G	36:15	4-14	2-5	2-2	1	5	6	3	1	12	7	5	4	0	2	-6
24	Noah Williams	G	33:21	3-8	1-3	0-0	1	5	6	2	2	7	2	4	4	0	0	7
11	DJ Rodman		15:12	2-3	2-3	0-0	0	0	0	1	0	6	0	1	0	0	0	6
15	Volodymyr Markovetskyy		10:05	2-2	0-0	0-0	0	1	1	2	0	4	0	1	0	0	0	3
4	Aljaz Kunc		02:30	0-0	0-0	0-0	1	0	1	0	0	0	0	0	0	0	0	3
Team							3	0	3			0		0				
Totals				23-56	10-25	11-16	7	27	34	16	15	67	14	19	12	4	4	2

Shooting By Period		
1st FG%	12-29	41.4%
3PT%	4-14	28.6%
FT%	9-12	75%
2nd FG%	11-27	40.7%
3PT%	6-11	54.5%
FT%	2-4	50%
GM FG%	23-56	41.1%
3PT%	10-25	40.0%
FT%	11-16	68.8%

Dead Ball Rebounds: 3, 0

Technical Fouls::NONE

	ASU	WSU
Biggest lead	4 (1st 17:42)	15 (2nd 15:29)
Best Scoring Run	13(2nd 10:47)	11(2nd 17:32)
Lead Changes	7	
Times Tied	5	
Time with Lead	05:04	32:09

Points from	ASU	WSU
Turnovers	18	15
Paint	40	22
Second Chance	16	4
Fast Breaks	13	13
Bench	21	10

Period by Period Scoring	1st	2nd	TOT
ASU	31	34	65
WSU	37	30	67

Official Basketball Box Score - Final
Arizona at Washington St.
02/02/20 Beasley Coliseum, Pullman
2019-20 Men's Basketball

Game Time: 1:00 AM
Game Duration: 1:49
Attendance: 4,032

Officials: Gregory Nixon, Frank Harvey III, Daryl Gelinas

Arizona - 66 Record: 15-6 (5-3)

NO.	Name		Min	FG M-A	3P M-A	FT M-A	Rebounds OR	DR	TOT	Fouls PF	FD	TP	AS	TO	ST	Blocks BS	BA	+/-
13	Stone Gettings	F	25:02	8-13	2-3	1-3	5	7	12	2	4	19	0	1	0	1	1	9
22	Zeke Nnaji	F	27:56	4-10	0-0	2-5	2	8	10	3	5	10	0	0	1	2	0	14
0	Josh Green	G	27:10	4-11	1-3	0-0	2	0	2	2	1	9	2	0	1	0	1	11
1	Nico Mannion	G	33:22	5-14	1-4	3-4	0	4	4	1	2	14	4	2	2	0	1	22
3	Dylan Smith	G	26:46	2-6	0-4	2-2	0	4	4	1	2	6	1	1	0	0	0	6
10	Jemarl Baker Jr.		23:14	2-6	0-2	0-0	1	5	6	4	2	4	2	0	1	0	0	16
11	Ira Lee		14:25	1-2	0-0	0-0	0	0	0	1	0	2	0	2	1	1	0	-3
5	Max Hazzard		14:33	0-3	0-2	0-0	0	1	1	1	0	0	0	0	1	0	0	1
35	Christian Koloko		07:32	1-3	0-0	0-0	2	2	4	1	0	2	0	0	1	0	0	9
Team							3	3	6			0		0				
Totals				27-68	4-18	8-14	15	34	49	16	16	66	9	6	8	4	3	17

Shooting By Period		
1st FG%	15-36	41.7%
3PT%	1-8	12.5%
FT%	1-2	50%
2nd FG%	12-32	37.5%
3PT%	3-10	30.0%
FT%	7-12	58.3%
GM FG%	27-68	39.7%
3PT%	4-18	22.2%
FT%	8-14	57.1%

Dead Ball Rebounds: 0, 1

Technical Fouls::NONE

Washington St. - 49 Record: 13-10 (4-6)

NO.	Name		Min	FG M-A	3P M-A	FT M-A	Rebounds OR	DR	TOT	Fouls PF	FD	TP	AS	TO	ST	Blocks BS	BA	+/-
13	Jeff Pollard	F	24:17	3-6	0-0	0-1	1	3	4	2	1	6	0	0	0	0	1	-11
1	Jervae Robinson	G	23:14	0-1	0-1	0-0	0	4	4	0	1	0	2	0	0	1	0	-16
2	CJ Elleby	G	29:44	2-12	1-4	2-2	0	4	4	4	4	7	1	2	1	1	1	-12
10	Isaac Bonton	G	29:56	7-16	1-5	0-0	0	0	0	3	2	15	4	5	0	0	2	-9
24	Noah Williams	G	25:46	3-6	0-2	2-5	0	7	7	3	4	8	1	2	0	1	0	-6
11	DJ Rodman		17:50	0-3	0-2	0-0	0	3	3	1	1	0	0	0	0	0	0	-10
15	Volodymyr Markovetskyy		15:43	2-3	0-0	0-0	1	3	4	2	0	4	0	0	0	0	0	-6
4	Aljaz Kunc		13:48	0-1	0-1	1-2	0	3	3	0	1	1	0	0	0	0	0	-4
22	Ryan Rapp		07:53	1-2	0-1	0-0	1	0	1	0	0	2	0	0	0	0	0	-8
5	Marvin Cannon		09:50	1-2	0-0	1-3	1	4	5	1	2	3	0	0	0	0	0	-2
3	Daron Henson		01:59	1-2	1-2	0-0	0	0	0	0	0	3	0	0	0	0	0	-1
Team							1	0	1			0		0				
Totals				20-54	3-18	6-13	5	31	36	16	16	49	8	9	1	3	4	-17

Shooting By Period		
1st FG%	10-30	33.3%
3PT%	1-11	9.1%
FT%	2-2	100%
2nd FG%	10-24	41.7%
3PT%	2-7	28.6%
FT%	4-11	36.4%
GM FG%	20-54	37.0%
3PT%	3-18	16.7%
FT%	6-13	46.2%

Dead Ball Rebounds: 1, 1

Technical Fouls::NONE

	UA	W
Biggest lead	20 (2nd 10:33)	7 (1st 12:48)
Best Scoring Run	14(1st 5:45)	9(1st 12:48)
Lead Changes	3	
Times Tied	2	
Time with Lead	28:29	06:46

Points from	UA	W
Turnovers	14	6
Paint	38	26
Second Chance	11	3
Fast Breaks	13	7
Bench	8	13

Period by Period Scoring	1st	2nd	TOT
UA	32	34	66
W	23	26	49

Official Basketball Box Score - Final
Washington at Washington St.
02/09/20 Beasley Coliseum, Pullman
2019-20 Men's Basketball

Game Time: 11:00 PM
Game Duration: 2:12
Attendance: 4,866

Officials: Verne Harris, Tommy Nunez, Deron White

Washington - 67 Record: 12-12 (2-9)

NO.	Name		Min	FG M-A	3P M-A	FT M-A	Rebounds OR	DR	TOT	Fouls PF	FD	TP	AS	TO	ST	Blocks BS	BA	+/-
11	Nahziah Carter	F	23:18	7-10	1-3	3-6	0	1	1	4	4	18	2	3	1	0	0	-11
13	Hameir Wright	F	10:54	0-4	0-3	0-0	0	0	0	1	1	0	0	0	0	0	2	-9
33	Isaiah Stewart	F	35:42	3-10	1-3	4-4	2	5	7	3	6	11	1	5	2	0	0	-8
5	Jamal Bey	G	27:04	2-5	1-3	0-0	0	3	3	5	0	5	1	0	0	0	1	-9
15	Marcus Tsohonis	G	30:39	5-13	2-6	1-3	1	2	3	1	2	13	2	3	0	1	0	-4
0	Jaden McDaniels		35:01	6-13	2-5	2-4	0	6	6	4	6	16	3	5	2	2	0	-7
10	Elijah Hardy		13:41	1-2	0-1	0-0	0	2	2	1	0	2	0	1	0	0	0	-10
1	Nate Roberts		16:10	1-1	0-0	0-0	2	3	5	2	0	2	0	0	0	0	0	3
14	Sam Timmins		06:43	0-0	0-0	0-0	1	0	1	2	0	0	0	0	0	1	0	-1
21	RaeQuan Battle		00:48	0-1	0-1	0-0	0	0	0	0	0	0	0	0	0	0	0	-4
Team							2	3	5			0		0				
Totals				25-59	7-25	10-17	8	25	33	23	19	67	9	17	5	4	3	-12

Shooting By Period		
1st FG%	13-29	44.8%
3PT%	4-10	40.0%
FT%	3-6	50%
2nd FG%	12-30	40.0%
3PT%	3-15	20.0%
FT%	7-11	63.6%
GM FG%	25-59	42.4%
3PT%	7-25	28.0%
FT%	10-17	58.8%

Dead Ball Rebounds: 2, 0

Technical Fouls::NONE

Washington St. - 79 Record: 14-10 (5-6)

NO.	Name		Min	FG M-A	3P M-A	FT M-A	Rebounds OR	DR	TOT	Fouls PF	FD	TP	AS	TO	ST	Blocks BS	BA	+/-
13	Jeff Pollard	F	28:17	2-5	0-0	4-6	7	3	10	4	7	8	0	0	2	0	0	11
1	Jervae Robinson	G	20:13	3-5	2-4	2-2	0	0	0	1	1	10	2	1	0	0	0	8
2	CJ Elleby	G	36:53	9-16	6-9	10-10	0	10	10	3	8	34	2	1	1	3	0	16
10	Isaac Bonton	G	34:29	3-13	0-5	6-6	0	3	3	3	3	12	4	7	2	0	2	7
24	Noah Williams	G	29:42	4-11	0-1	2-4	1	5	6	2	4	10	3	2	3	0	1	14
11	DJ Rodman		23:54	1-6	0-3	0-0	3	4	7	1	0	2	2	0	0	0	1	8
15	Volodymyr Markovetskyy		11:53	0-0	0-0	0-0	0	2	2	3	0	0	0	0	0	0	0	1
32	Tony Miller		02:57	0-1	0-0	0-0	0	0	0	0	0	0	0	1	0	0	0	-4
5	Marvin Cannon		03:23	0-0	0-0	0-0	1	0	1	0	0	0	0	1	0	0	0	-3
3	Daron Henson		02:58	1-2	1-1	0-0	0	0	0	1	0	3	0	0	0	0	0	-2
22	Ryan Rapp		05:21	0-1	0-1	0-0	0	0	0	1	0	0	2	0	0	0	0	4
Team							1	4	5			0		1				
Totals				23-60	9-24	24-28	13	31	44	19	23	79	15	14	8	3	4	12

Shooting By Period		
1st FG%	13-34	38.2%
3PT%	6-15	40.0%
FT%	6-6	100%
2nd FG%	10-26	38.5%
3PT%	3-9	33.3%
FT%	18-22	81.8%
GM FG%	23-60	38.3%
3PT%	9-24	37.5%
FT%	24-28	85.7%

Dead Ball Rebounds: 3, 0

Technical Fouls::NONE

	UW	WSU
Biggest lead	1 (1st 16:52)	12 (2nd 0:39)
Best Scoring Run	9(1st 7:34)	9(1st 14:27)
Lead Changes	14	
Times Tied	4	
Time with Lead	03:58	34:57

Points from	UW	WSU
Turnovers	18	27
Paint	24	14
Second Chance	7	10
Fast Breaks	8	15
Bench	20	5

Period by Period Scoring	1st	2nd	TOT
UW	33	34	67
WSU	38	41	79

2019-20 PAC-12 STATISTICS

Game Records

Record	Overall	Home	Away	Neutral
ALL GAMES	5-6	5-2	0-4	0-0
CONFERENCE	5-6	5-2	0-4	0-0
NON-CONFERENCE	0-0	0-0	0-0	0-0

Score by Periods

Team	1st	2nd	OT	TOT
Washington St.	339	386	14	739
Opponents	398	382	6	786

Team Box Score

No.	Player				Total		3-Point		F-Throw		Rebounds											
		GP-GS	MIN	AVG	FG-FGA	FG%	3FG-FGA	3FG%	FT-FTA	FT%	OFF	DEF	TOT	AVG	PF	DQ	A	TO	BLK	STL	PTS	AVG
2	ELLEBY, CJ	11-11	357:46	32.5	60-164	.366	31-73	.425	43-53	.811	17	71	88	8.0	40	3	21	26	9	11	194	17.6
10	BONTON, Isaac	11-11	372:22	33.9	60-156	.385	21-58	.362	35-41	.854	4	32	36	3.3	24	0	55	40	3	14	176	16.0
13	POLLARD, Jeff	11-11	317:49	28.9	33-67	.493	0-10	.000	17-24	.708	18	22	40	3.6	26	0	10	9	2	5	83	7.5
24	WILLIAMS, Noah	11-6	279:03	25.4	29-72	.403	2-13	.154	21-34	.618	13	29	42	3.8	32	1	22	20	3	14	81	7.4
3	HENSON, Daron	5-0	51:52	10.4	12-22	.545	10-16	.625	0-2	.000	3	2	5	1.0	3	0	0	3	0	0	34	6.8
32	MILLER, Tony	4-0	68:24	17.1	11-17	.647	0-0	.000	4-6	.667	7	10	17	4.3	7	0	0	5	2	3	26	6.5
1	ROBINSON, Jervae	11-11	277:53	25.3	19-44	.432	11-30	.367	5-6	.833	2	22	24	2.2	20	0	12	14	2	12	54	4.9
4	KUNC, Aljaz	10-5	160:37	16.1	10-35	.286	6-23	.261	8-14	.571	4	18	22	2.2	15	0	3	4	4	6	34	3.4
11	RODMAN, DJ	11-0	178:54	16.3	9-34	.265	7-23	.304	2-4	.500	8	20	28	2.5	7	0	4	3	0	3	27	2.5
15	MARKOVETSKYY, Volodymyr	6-0	57:24	9.6	5-7	.714	0-0	.000	2-6	.333	2	11	13	2.2	11	0	0	1	1	0	12	2.0
22	RAPP, Ryan	9-0	68:50	7.6	6-12	.500	2-7	.286	0-0	.000	2	4	6	0.7	2	0	6	5	0	2	14	1.6
5	CANNON, Marvin	2-0	13:13	6.6	1-2	.500	0-0	.000	1-3	.333	2	4	6	3.0	1	0	0	1	0	0	3	1.5
23	SHEAD, Jaylen	2-0	18:04	9.0	0-3	.000	0-1	.000	1-2	.500	0	2	2	1.0	3	0	1	3	0	0	1	0.5
Team											15	17	32					3				
Total		**11**	**2222**		**255-635**	**.402**	**90-254**	**.354**	**139-195**	**.713**	**97**	**264**	**361**	**32.8**	**191**	**4**	**134**	**137**	**26**	**70**	**739**	**67.2**
Opponents		**11**	**2225**		**299-623**	**.480**	**58-191**	**.304**	**130-190**	**.684**	**92**	**318**	**410**	**37.3**	**205**	**3**	**145**	**159**	**45**	**60**	**786**	**71.5**

Team Statistics

	WSU	OPP
Scoring	**739**	**786**
Points per game	67.2	71.5
Scoring margin	-4.3	-
Field goals-att	**255-635**	**299-623**
Field goal pct	.402	.480
3 point fg-att	**90-254**	**58-191**
3-point FG pct	.354	.304
3-pt FG made per game	8.2	5.3
Free throws-att	**139-195**	**130-190**
Free throw pct	.713	.684
F-Throws made per game	12.6	11.8
Rebounds	**361**	**410**
Rebounds per game	32.8	37.3
Rebounding margin	-4.5	-
Assists	**134**	**145**
Assists per game	12.2	13.2
Turnovers	**137**	**159**
Turnovers per game	12.5	14.5
Turnover margin	+2.0	-
Assist/turnover ratio	1.0	0.9
Steals	**70**	**60**
Steals per game	6.4	5.5
Blocks	**26**	**45**
Blocks per game	2.4	4.1
Winning streak	**1**	**-**
Home win streak	1	-
Attendance	**30252**	**25150**
Home games-Avg/Game	7-4322	4-6288
Neutral site-Avg/Game	-	0-0

Team Results

Date	Opponent		Score	Att.
01/02/2020	Southern California	L	56-65	2256
01/04/2020	UCLA	Wot	79-71	2825
01/09/2020	at California	L	66-73	3953
01/11/2020	at Stanford	L	62-88	3526
01/16/2020	Oregon	W	72-61	3082
01/18/2020	Oregon St.	W	89-76	10380
01/23/2020	at Colorado	L	56-78	7864
01/25/2020	at Utah	L	64-76	9807
01/29/2020	Arizona St.	W	67-65	2811
02/01/2020	Arizona	L	49-66	4032
02/09/2020	Washington	W	79-67	4866

2019-20 COMBINED STATISTICS

Game Records

Record	Overall	Home	Away	Neutral
ALL GAMES	14-10	12-3	1-5	1-2
CONFERENCE	5-6	5-2	0-4	0-0
NON-CONFERENCE	9-4	7-1	1-1	1-2

Score by Periods

Team	1st	2nd	OT	TOT
Washington St.	805	872	14	1691
Opponents	767	851	6	1624

Team Box Score

No.	Player				Total		3-Point		F-Throw		Rebounds											
		GP-GS	MIN	AVG	FG-FGA	FG%	3FG-FGA	3FG%	FT-FTA	FT%	OFF	DEF	TOT	AVG	PF	DQ	A	TO	BLK	STL	PTS	AVG
2	ELLEBY, CJ	24-24	774:52	32.3	151-362	.417	55-155	.355	98-121	.810	31	144	175	7.3	73	4	43	50	16	35	455	19.0
10	BONTON, Isaac	23-22	733:24	31.9	115-331	.347	42-131	.321	60-75	.800	15	73	88	3.8	50	1	91	69	6	26	332	14.4
13	POLLARD, Jeff	24-24	625:40	26.1	83-162	.512	10-42	.238	39-53	.736	42	62	104	4.3	51	0	19	15	7	9	215	9.0
32	MILLER, Tony	15-0	203:22	13.6	36-56	.643	1-3	.333	20-36	.556	21	22	43	2.9	23	0	3	14	3	11	93	6.2
3	HENSON, Daron	6-0	54:19	9.1	13-24	.542	10-17	.588	0-2	.000	3	2	5	0.8	3	0	0	3	0	0	36	6.0
24	WILLIAMS, Noah	21-6	435:34	20.7	45-114	.395	4-21	.190	26-43	.605	25	48	73	3.5	57	1	36	34	6	20	120	5.7
4	KUNC, Aljaz	23-18	455:47	19.8	43-122	.352	21-69	.304	20-29	.690	26	57	83	3.6	36	0	11	12	12	12	127	5.5
1	ROBINSON, Jervae	24-19	594:43	24.8	44-125	.352	20-66	.303	9-12	.750	11	52	63	2.6	33	0	30	27	3	23	117	4.9
5	CANNON, Marvin	14-0	198:53	14.2	19-48	.396	6-22	.273	16-20	.800	12	25	37	2.6	13	0	7	5	4	2	60	4.3
23	SHEAD, Jaylen	12-7	273:24	22.8	12-41	.293	3-10	.300	8-11	.727	9	29	38	3.2	20	0	31	29	0	15	35	2.9
20	JAMES, Deion	5-0	34:00	6.8	4-10	.400	0-1	.000	5-6	.833	0	4	4	0.8	6	0	1	2	0	1	13	2.6
11	RODMAN, DJ	19-0	240:05	12.6	13-46	.283	9-30	.300	3-5	.600	16	23	39	2.1	17	0	7	4	0	5	38	2.0
15	MARKOVETSKYY, Volodymyr	14-0	99:03	7.1	12-19	.632	0-0	.000	3-12	.250	13	17	30	2.1	20	0	0	4	3	0	27	1.9
22	RAPP, Ryan	14-0	99:33	7.1	8-17	.471	3-10	.300	4-4	1.000	3	8	11	0.8	5	0	7	7	0	3	23	1.6
Team											33	41	74					5				
Total		**24**	**4823**		**598-1478**	**.405**	**184-577**	**.319**	**311-429**	**.725**	**260**	**607**	**867**	**36.1**	**407**	**6**	**286**	**280**	**60**	**162**	**1691**	**70.5**
Opponents		**24**	**4825**		**610-1355**	**.450**	**129-420**	**.307**	**275-403**	**.682**	**205**	**681**	**886**	**36.9**	**441**	**8**	**264**	**373**	**86**	**122**	**1624**	**67.7**

Team Statistics

	WSU	OPP
Scoring	**1691**	**1624**
Points per game	70.5	67.7
Scoring margin	+2.8	-
Field goals-att	**598-1478**	**610-1355**
Field goal pct	.405	.450
3 point fg-att	**184-577**	**129-420**
3-point FG pct	.319	.307
3-pt FG made per game	7.7	5.4
Free throws-att	**311-429**	**275-403**
Free throw pct	.725	.682
F-Throws made per game	13.0	11.5
Rebounds	**867**	**886**
Rebounds per game	36.1	36.9
Rebounding margin	-0.8	-
Assists	**286**	**264**
Assists per game	11.9	11.0
Turnovers	**280**	**373**
Turnovers per game	11.7	15.5
Turnover margin	+3.9	-
Assist/turnover ratio	1.0	0.7
Steals	**162**	**122**
Steals per game	6.8	5.1
Blocks	**60**	**86**
Blocks per game	2.5	3.6
Winning streak	**1**	**-**
Home win streak	1	-
Attendance	**47333**	**27668**
Home games-Avg/Game	15-3156	6-4611
Neutral site-Avg/Game	-	3-696

Team Results

Date	Opponent		Score	Att.
11/07/2019	Seattle U	W	85-54	2810
11/12/2019	at Santa Clara	L	62-70	1202
11/17/2019	Idaho St.	W	72-61	2704
11/21/2019	Omaha	L	77-85	2204
11/25/2019	vs Nebraska	L	71-82	660
11/26/2019	vs Old Dominion	W	66-50	406
11/27/2019	vs Colorado St.	L	69-79	1023
12/04/2019	at Idaho	W	78-65	1316
12/07/2019	New Mexico St.	W	63-54	1222
12/15/2019	UC Riverside	W	70-56	1995
12/19/2019	Florida A&M	W	87-73	1987
12/21/2019	Incarnate Word	W	87-59	2037
12/29/2019	Ark.-Pine Bluff	W	65-50	2122
01/02/2020	Southern California	L	56-65	2256
01/04/2020	UCLA	Wot	79-71	2825
01/09/2020	at California	L	66-73	3953
01/11/2020	at Stanford	L	62-88	3526
01/16/2020	Oregon	W	72-61	3082
01/18/2020	Oregon St.	W	89-76	10380
01/23/2020	at Colorado	L	56-78	7864
01/25/2020	at Utah	L	64-76	9807
01/29/2020	Arizona St.	W	67-65	2811
02/01/2020	Arizona	L	49-66	4032
02/09/2020	Washington	W	79-67	4866

TV/RADIO TRAVEL ROSTER



#0 CARTER SONNEBORN
6-3 / FR / G / SPOKANE, WA



#1 JERVAE ROBINSON
6-2 / SR / G / AURORA, CO



#2 CJ ELLEBY
6-6 / SO / F / SEATTLE, WA



#3 DARON HENSON
6-7 / JR / F / PASADENA, CA



#4 ALJAŽ KUNC
6-8 / SO / F / LJUBLJANA, SLOVENIA



#5 MARVIN CANNON
6-5 / JR / G / RICHMOND, VA



#10 ISAAC BONTON
6-3 / JR / G / PORTLAND, OR



#11 DJ RODMAN
6-6 / FR / F / NEWPORT BEACH, CA



#13 JEFF POLLARD
6-9 / SR / F / BOUNTIFUL, UT



#15 VOLODYMYR MARKOVETSKYY
7-1 / FR / C / TRUSKAVETS, UKRAINE



#22 RYAN RAPP
6-5 / FR / G / MELBOURNE, AUSTRALIA



#24 NOAH WILLIAMS
6-5 / FR / G / SEATTLE, WA



#32 TONY MILLER
6-6 / JR / F / WOODINVILLE, WA



#33 BRANDTON CHATFIELD
6-10 / FR / F / CLARKSTON, WA



#35 BEN OLESEN
6-0 / FR / G / MILL CREEK, WA



KYLE SMITH
HEAD COACH



JIM SHAW
ASSISTANT COACH



DERRICK PHELPS
ASSISTANT COACH



JOHN ANDRZEJEK
ASSISTANT COACH



MICHAEL PLANK
RECRUITING COORDINATOR