UCLA WOMEN'S BASKETBALL

UCLA Athletic Communications / J.D. Morgan Center / 325 Westwood Plaza / Los Angeles, CA 90095
Women's Basketball Contact: Ryan Finney / rfinney@athletics.ucla.edu / o: (310) 206-4701 / c: (424) 832-0676

2017-18 SCHEDULE
OVERALL: 26-7 PAC-12: 14-4
HOME: 15-2 AWAY: 8-4 NEUTRAL: 3-1

Exhibition Game					
	Nov.	5	Vanguard	W	87-40
November					
Fri.	10	San José State		W	129-69
Sun.	12	Presbyterian College		W	76-40
Sat.	18	(3) Baylor	P12N	W	82-68
Tue.	21	(1) UConn	ESPNU	L	60-78
Fri.	24	vs. Kansas State [1]		W	64-55
Sat.	25	vs. Creighton [1]		W	72-63
Tue.	28	UC Riverside		W	68-48
December					
Sun.	3	UC Santa Barbara	P12N	W	74-44
Fri.	8	at (RV) Oklahoma State	FoxSports	L	72-87
Sun.	17	at Seton Hall		W	77-68
Wed.	20	at Fordham		W	67-30
Fri.	29	at (RV) Stanford*	P12N	L	65-76
Sun.	31	at (20) California*	P12N	W	82-46
January					
Fri.	5	(17) Oregon State*	P12N	W	84-49
Sun.	7	(10) Oregon*	P12N	L	61-70
Fri.	12	at (RV) Utah*	P12N	W	81-74
Sun.	14	at Colorado*	P12N	W	93-55
Fri.	19	(21) California*	P12N	W	60-52
Sun.	21	(RV) Stanford*	P12N	W	64-53
Fri.	26	at Washington*	P12N	W	86-69
Sun.	28	at Washington State*	P12N	W	79-71
February					
Fri.	2	USC*	P12N	W	59-46
Mon.	5	at USC*	P12N	W	84-70
Fri.	9	Arizona*	P12N	W	69-46
Sun.	11	(25) Arizona State*	P12N	W	71-63
Fri.	16	at (15) Oregon State*	P12N	L	64-67 OT
Mon.	19	at (8) Oregon*	ESPN2	L	94-101 OT
Thu.	22	Colorado*	P12N	W	73-67
Sat.	24	Utah*		W	78-71 OT
March					
Fri.	2	vs. California [2]	P12N	W	77-74
Sat.	3	vs. (6) Oregon [2]	P12N	L	62-65
Sat.	17	American [3]	ESPN2	W	71-60
Mon.	19	Creighton [3]	ESPN2	W	86-64
Fri.	23	vs. (8) Texas [4]	ESPN2		6:30 p.m.

1 South Point Thanksgiving Shootout (South Point Arena, Las Vegas)
2 Pac-12 Tournament (KeyArena, Seattle)
3 NCAA Tournament (First & Second Rounds, at UCLA)
4 NCAA Tournament (Sprint Center, Kansas City Regional)
* Pac-12 Conference games

All times listed are Pacific
Ranking in parenthesis indicates rank in AP top 25 on date of game

UCLA ON SOCIAL MEDIA

Women's Basketball Twitter:	@UCLAWBB
Women's Basketball Instagram:	@UCLAWBB
Women's Basketball Snapchat:	UCLAWBB
Women's Basketball Facebook:	/UCLAWomensBasketball
Women's Basketball Website:	www.UCLAWBB.com
UCLA Athletics Twitter:	@UCLAAthletics
UCLA Athletics Instagram:	@UCLAAthletics
UCLA Athletics Facebook:	/UCLAAthletics
UCLA Athletics Website:	www.UCLABruins.com
Head Coach Twitter:	@CoachCloseUCLA

#GoBruins

#GoBeyondGreat

No. 3 UCLA Faces No. 2 Texas in Sweet Sixteen in Kansas City

Friday, March 23, 2018
Kansas City, Mo. (Sprint Center)

GAME INFORMATION

Venue (Capacity):	Sprint Center (18,972)
Location:	Kansas City, Mo.
Date:	Friday, March 23, 2018
Tip:	6:30 p.m. PT/9:30 p.m. ET
Television:	ESPN2/ESPN3
TV Talent:	Pam Ward, Gail Goestenkors, Courtney Lyle
Internet Radio:	UCLABruins.com
Radio Talent:	Dave Marcus (play-by-play)

28-6, 15-3 Big 12 vs. **26-7, 14-4 Pac-12**

All-Time Series: Series tied 6-6

Last Meeting: L, 72-64 in Bridgeport, CT (Mar. 26, 2016)
UCLA in Series: Home: 2-2; Away: 3-2; Neutral: 1-2

FOR STARTERS

Ninth-ranked and third-seeded UCLA (26-7, 14-4 Pac-12 Conference) faces eighth-ranked and second-seeded Texas (28-6, 15-3 Big 12) in the Sweet Sixteen of the 2018 NCAA Tournament on Friday, March 23 at 6:30 p.m. PT/9:30 p.m. ET. The game will be broadcast on ESPN2 and ESPN3 with Pam Ward (play-by-play), Gail Goestenkors (analyst) and Courtney Lyle (reporter) calling all of the exciting action. Dave Marcus (play-by-play) will be on the call for the Bruins' internet radio broadcast.

SERIES HISTORY VS. TEXAS

This is the 13th meeting between Texas and UCLA with the series tied at 6-6. The Longhorns won the last meeting in the Sweet Sixteen on March 26, 2016 in Bridgeport, Conn., 72-64. For more information on that game, check the next page. The Bruins have met Texas in the NCAA Tournament twice (1-1) defeating the Longhorns in a Midwest Regional Second Round game at Texas, 82-81, on March 22, 1992.

UCLA IN THE NCAA TOURNAMENT

- UCLA is 17-14 (.548) all-time in the NCAA Tournament.
- This is the Bruins' 15th NCAA Tournament appearance (22nd postseason appearance including AIAW Tournaments).
- UCLA has won its last seven First Round games of the NCAA Tournament and its last three Second Round games.
- UCLA won its only national title in 1978 (AIAW) with a 90-74 win over Maryland at UCLA.
- UCLA reached the Sweet Sixteen in 2016 for the first time since 1999 and in 2017 made it back-to-back Sweet Sixteen appearances for the first time in school history (selected to field of 16 of the AIAW Division I Tournament in 1978 and 1979). The Bruins have now made it to the Sweet Sixteen for three consecutive years with the 86-64 win over Creighton.
- UCLA's best finish in the NCAA Tournament is the Elite Eight in 1999.
- UCLA Head Coach Cori Close is 7-3 (.700) all-time in the NCAA Tournament (2013, 2016, 2017, 2018).

TALE OF THE TAPE

UCLA		TEXAS
75.3	SCORING OFFENSE ▶	80.9
62.4	◀ SCORING DEFENSE	63.5
+12.9	SCORING MARGIN ▶	+17.4
.716	◀ FT%	.710
12.6	◀ FT MADE/GAME	11.6
.428	FG% ▶	.470
.388	◀ FG% DEFENSE	.400
.341	◀ 3FG%	.338
.321	3FG% DEFENSE ▶	.300
6.2	◀ 3FG MADE/GAME	5.4
41.8	REBOUNDING OFF. ▶	42.9
35.0	REBOUNDING DEF. ▶	31.6
+6.8	REBOUND MARGIN ▶	+11.4
16.4	◀ OFF. REBOUNDS	15.1
25.4	DEF. REBOUNDS ▶	27.8
.412	◀ OFF. REBOUND%	.405
.687	DEF. REBOUND% ▶	.748
16.6	◀ ASSISTS	16.5
1.3	◀ ASSIST/TO RATIO	1.1
12.4	◀ TURNOVERS/GAME	14.7
+3.8	◀ TURNOVER MARGIN	+2.6
4.2	◀ BLOCKS	3.6
9.7	◀ STEALS	8.3

SCORE BY QUARTERS (TOTAL PTS & AVG ARE FOR 2017-18; HIGH IS ALL-TIME MARK)

	1 (AVG/HIGH/OPP)	2 (AVG/HIGH/OPP)	3 (AVG/HIGH/OPP)	4 (AVG/HIGH/OPP)	OT (AVG/HIGH/OPP)	TOTAL
UCLA	**626** (19.0/38/SJSU)	**580** (17.6/33/@BAY)	**641** (19.4/35/SJSU)	**611** (18.5/30/@STAN)	**26** (8.7/12/CAL)	**2484**
Opponent	**490** (14.8/31/ORE)	**434** (13.2/28/@STAN)	**532** (16.1/27/TOL)	**574** (17.4/31/WSU)	**29** (9.7/16/ND)	**2059**

UCLA QUARTER HIGHS (ALL-TIME)

TEAM HIGHS					INDIVIDUAL HIGHS	
POINTS	REBOUNDS	ASSISTS	BLOCKS	STEALS	POINTS	REBOUNDS
38 - SJSU	21 - SAC	10 - SJSU	6 - UTAH	8 - SJSU	17 - Jordin Canada (USF-4Q)	11 - Monique Billings (CAL-2Q)
35 - SJSU	19 - JMU	10 - SAC	5 - UTAH	8 - ORE	17 - Nirra Fields (UTAH-4Q)	10 - Monique Billings (WSU-2Q)
33 - @BAY	19 - @COLO	9 - @NC A&T	5 - UW	8 - PAC	15 - Nicole Kornet (@STAN-4Q)	8 - Monique Billings (@WSU-3Q)

Texas 72, UCLA 64 - March 26, 2016

BRIDGEPORT, Conn. (AP) -- Sophomores Jordin Canada and Monique Billings each scored 20 points for No. 3 UCLA but it wasn't enough as No. 2 Texas rallied for a 72-64 win in the Sweet Sixteen at Webster Bank Arena on Saturday afternoon.

Imani Boyette scored 18 points and grabbed 10 rebounds to lead the second-seeded Longhorns to a come-from-behind win over UCLA (26-9).

Brooke McCarty added 15 points for Texas (31-4), which will play for the first time since 2003 in a game that could send it to the Final Four.

"They set out at the beginning of the year to get to this place, and that's all they talked about," coach Karen Aston said. "This was exactly where they wanted to be; they wanted to get one step further than last year."

Monique Billings grabbed 12 rebounds for a double-double for UCLA, which led by 10 points in the second quarter, five points at the half and 54-48 after three quarters.

But Texas scored the first 10 points of the fourth to take the lead for good.

"I remember Empress (Davenport) saying it's the last quarter and it's going to show how we go out," McCarty said. "So we went out there and played together as a team, and we all bought in in the last quarter and so that's why, that's why we came out.

UCLA missed its last nine shots and was just 1-for-17 in the fourth quarter.

Texas will play UConn in the regional final. The top-seeded Huskies, who ended the Longhorns' season in the Sweet 16 a year ago, routed Mississippi State 98-38 in Saturday's first semifinal.

The Longhorns won the game underneath, outscoring the Bruins 40-22 in the paint and outrebounding UCLA 46-40, despite trailing in that category by five at halftime.

UCLA had the early advantage in part because Texas' two big women, the 6-foot-7 Boyette and 6-5 Kelsey Lang each picked up two first-half fouls.

UCLA used a 9-0 run to take a 17-9 lead early in the game and led by six points after a quarter.

The Longhorns used a 7-0 run to cut that deficit to 27-24 before Billings answered with a hook shot from just right of the lane.

Boyette, who averages 11 points and nine rebounds a game, scored seven first-half points, but she had just one rebound at the break, two fewer than her 5-4 teammate McCarty. She picked up her third foul 40 seconds into the second half and finished with four.

The Bruins, who came into the game a perfect 21-0 when leading after 20 minutes, had a 33-28 lead at halftime.

A 3-pointer from the right baseline by McCarty, just the second for her and the team in the game, tied the score at 35. The Longhorns took their first lead since it was 2-0 on their next trip down the court on a pair of free throws by Atkins.

But UCLA responded. A fall-away jumper by Canada just before the third-quarter buzzer put the Bruins up 54-48.

"In the second half, Texas just adjusted to being more aggressive and taking us out of the sets that was working for us," said Canada. "So credit to them. That's all I could say was that they were more aggressive down the stretch."

UCLA, which won won the WNIT last season had an eight-game postseason unbeaten streak, second only to UConn. The Bruins were looking for their first national title since 1978, when they won an AIAW championship, four years before the NCAA had a women's tournament.

TIP INS:

UCLA: The Bruins struggled this year away from home. They were 15-1 in home games and are 11-8 elsewhere. ... Starter Kacy Swain missed her eighth game with a knee injury. She had been averaging 6.6 points and 6.9 rebounds for the Bruins. The Bruins are the first of the four Pac 12 teams in the Sweet 16 to lose. Washington and Stanford advanced Friday. Oregon State plays later Saturday.

TEXAS: Texas played UConn a year ago in the Sweet 16, losing to the Huskies, 105-54. ... The Longhorns have not been to a Final Four since the 2002-03 season when they also lost to UConn. ... Boyette blocked two shots, giving her 103 for the season. ...The Longhorns are now 38-27 all-time in the NCAA tournament and 13-4 when they are seeded second.

Official Basketball Box Score -- Game Totals -- Final Statistics
UCLA vs #7 Texas
03/26/16 2:05 p.m. at Bridgeport, Conn. (Webster Bank Arena)

UCLA 64 • 26-9

##	Player		Total FG-FGA	3-Ptr FG-FGA	FT-FTA	Rebounds Off	Def	Tot	PF	TP	A	TO	Blk	Stl	Min
11	Drummer, Lajahna	f	3-7	0-0	2-2	4	6	10	4	8	0	2	0	0	34
25	Billings, Monique	c	5-12	0-0	10-14	5	7	12	2	20	1	4	3	3	37
02	Korver, Kari	g	1-6	1-4	0-0	1	3	4	4	3	3	0	0	1	25
03	Canada, Jordin	g	5-16	0-2	10-12	2	2	4	4	20	3	5	1	0	38
21	Fields, Nirra	g	2-11	0-3	0-0	0	1	1	3	4	0	1	1	2	28
04	Hearn, Ashley		0-0	0-0	0-0	1	0	1	0	0	0	0	0	0	1
22	Burke, Kennedy		3-6	1-2	1-2	1	2	3	3	8	1	2	0	3	14
23	Hayes, Kelli		0-3	0-2	1-2	2	0	2	1	1	1	0	0	0	19
24	Hersler, Paulina		0-2	0-1	0-0	0	0	0	0	0	0	0	0	0	4
	Team					0	3	3							
	Totals		19-63	2-14	24-32	16	24	40	21	64	9	14	5	9	200

						Deadball Rebounds
FG %	1st Half: 11-31	35.5%	2nd half: 8-32	25.0%	Game: 19-63	30.2%	4
3FG %	1st Half: 1-7	14.3%	2nd half: 1-7	14.3%	Game: 2-14	14.3%	
FT %	1st Half: 10-14	71.4%	2nd half: 14-18	77.8%	Game: 24-32	75.0%	

#7 Texas 72 • 31-4

##	Player		Total FG-FGA	3-Ptr FG-FGA	FT-FTA	Rebounds Off	Def	Tot	PF	TP	A	TO	Blk	Stl	Min
34	Boyette, Imani	c	7-12	0-0	4-5	3	7	10	4	18	1	1	2	0	24
01	Davenport, Empress	g	3-9	0-1	2-4	0	3	3	4	8	0	5	0	0	33
02	Rodrigo, Celina	g	0-4	0-2	0-0	2	5	7	2	0	5	2	0	0	25
11	McCarty, Brooke	g	6-11	2-3	1-2	0	5	5	3	15	4	2	0	0	39
24	Atkins, Ariel	g	4-9	1-2	7-7	3	5	8	4	16	0	1	0	2	26
05	Hosey, Jordan		0-1	0-0	0-0	1	0	1	0	0	0	0	0	0	4
10	Higgs, Lashann		3-8	0-2	0-0	0	1	1	1	6	0	3	0	3	15
20	Taylor, Brianna		1-2	0-0	1-2	0	6	6	1	3	0	2	0	3	19
33	Hattis, Sara		0-0	0-0	0-0	0	0	0	1	0	0	0	0	0	4
40	Lang, Kelsey		3-10	0-0	0-0	3	0	3	3	6	0	0	0	0	11
	Team					2	0	2				1			
	Totals		27-66	3-10	15-20	14	32	46	23	72	10	17	2	8	200

						Deadball Rebounds
FG %	1st Half: 12-34	35.3%	2nd half: 15-32	46.9%	Game: 27-66	40.9%	6
3FG %	1st Half: 1-6	16.7%	2nd half: 2-4	50.0%	Game: 3-10	30.0%	
FT %	1st Half: 3-3	100.0	2nd half: 12-17	70.6%	Game: 15-20	75.0%	

Officials: Lisa Jones, Roy Gulbeyan, Cheryl Flores, Maggie Tieman
Technical fouls: UCLA-None. #7 Texas-None.
Attendance: 8898

Score by periods	1st	2nd	3rd	4th	Total
UCLA	17	16	21	10	**64**
#7 Texas	11	17	20	24	**72**

Points	In Paint	Off T/O	2nd Chance	Fast Break	Bench
UCLA	22	18	10	6	9
UT	40	14	8	6	15

Last FG - UCLA 4th-06:01, UT 4th-02:06.
Largest lead - UCLA by 10 2nd-06:47, UT by 8 4th-00:07.
UCLA led for 25:14. UT led for 13:03. Game was tied for 01:43.

Score tied - 4 times.
Lead changed - 8 times.

UCLA 71, AMERICAN 60

LOS ANGELES (AP) – Monique Billings scored 20 points and had 10 rebounds, Kennedy Burke added 15 points to lead No. 3 seed UCLA to a 71-60 win over 14th-seeded American University in the first round of the women's NCAA Tournament on Saturday at Pauley Pavilion.

Jordin Canada had 10 points and 11 assists for the Bruins (25-7), who advance to the second round for the third straight year.

Cecily Carl led American (26-7) with 22 points and 10 rebounds and Elina Koskimies added 13 points and Maria Liddane scored 12 points.

After the Eagles took an early lead to start the game, the Bruins countered with a 22-3 run over the final 4:33 of the opening quarter to build a double-digit advantage and take control. Billings scored 10 points during the UCLA surge as the Bruins opened a 27-12 lead after the first quarter.

She finished with 12 points in the first half as the Bruins led 38-25 at the break.

American cut the lead to 45-41 following Liddane's basket at the 4:33 mark of the third quarter but UCLA rallied and upped its lead to 63-48 on a bucket by Lajahna Drummer with 6:48 to play and cruised to the victory.

The Bruins improved to 14-2 at home this season and are 45-3 at home over the past three years.

Saturday's game was the first time the two teams have played against each other.

BIG PICTURE

American: The Eagles have had a historic 2017-18 season, culminating in the program's second Patriot League Tournament title in four years. Led by the Patriot League Coach of the Year Megan Gebbia and Patriot League Player of the Year, senior Emily Kinneston, AU earned a new program record with its 26 wins and went undefeated at home for the first time since the 1970s at 16-0.

UCLA: The Bruins, led by Pac-12 Defensive Player of the Year senior guard Canada, are making their 15th NCAA tournament appearance. UCLA's best finish was in 1999 when they reached the Elite Eight.

Official Basketball Box Score -- Game Totals -- Final Statistics
American vs UCLA
03/17/18 12:45 p.m. at Los Angeles, Calif. (Pauley Pavilion)

American 60 • 26-7

##	Player		Total FG-FGA	3-Ptr FG-FGA	FT-FTA	Rebounds Off	Def	Tot	PF	TP	A	TO	Blk	Stl	Min
33	Harris, Michael	f	3-5	0-0	2-4	2	5	7	1	8	3	1	1	0	37
44	Carl, Cecily	f	9-15	4-6	0-0	0	10	10	2	22	1	1	1	2	39
04	Kinneston, Emily	g	1-10	0-2	0-0	1	2	3	3	2	6	4	1	0	35
14	Liddane, Maria	g	5-12	1-4	1-1	4	1	5	2	12	6	8	0	0	39
23	Koskimies, Elina	g	5-9	3-6	0-0	3	4	7	4	13	2	1	0	1	32
03	Lewis, Kaitlyn		1-5	1-5	0-1	0	1	1	0	3	1	0	0	1	12
11	Cleveland, TaeKenya		0-0	0-0	0-0	0	0	0	0	0	0	0	0	0	1
22	Marenyi, Katie		0-0	0-0	0-2	1	0	1	0	0	0	0	0	0	5
	Team					1	1	2							
	Totals		24-56	9-23	3-8	12	24	36	12	60	19	15	3	4	200

FG % 1st Half: 10-26 38.5% 2nd half: 14-30 46.7% Game: 24-56 42.9%
3FG % 1st Half: 4-12 33.3% 2nd half: 5-11 45.5% Game: 9-23 39.1%
FT % 1st Half: 1-5 20.0% 2nd half: 2-3 66.7% Game: 3-8 37.5%
Deadball Rebounds 2

UCLA 71 • 25-7

##	Player		Total FG-FGA	3-Ptr FG-FGA	FT-FTA	Rebounds Off	Def	Tot	PF	TP	A	TO	Blk	Stl	Min
11	Drummer, Lajahna	f	4-7	1-2	0-0	0	4	4	2	9	1	0	0	0	18
25	Billings, Monique	f	7-17	0-0	6-8	6	4	10	0	20	1	2	3	3	38
03	Canada, Jordin	g	3-10	2-3	2-2	0	2	2	2	10	11	2	0	3	37
22	Burke, Kennedy	g	5-8	2-3	3-4	3	0	3	2	15	2	2	0	1	30
23	Hayes, Kelli	g	2-7	1-4	0-0	1	2	3	2	5	1	1	0	1	27
00	Horvat, Chantel		0-0	0-0	0-0	0	0	0	1	0	0	0	0	0	2
21	Onyenwere, Michaela		2-5	0-0	0-0	1	5	6	1	4	1	0	0	0	23
24	Dean, Japreece		2-4	2-3	0-0	0	3	3	3	6	3	0	0	1	22
33	Miller, Lauryn		1-2	0-0	0-0	0	1	1	1	2	0	0	0	0	3
	Team					0	1	1				1			
	Totals		26-60	8-15	11-14	11	22	33	14	71	20	8	3	9	200

FG % 1st Half: 14-33 42.4% 2nd half: 12-27 44.4% Game: 26-60 43.3%
3FG % 1st Half: 4-8 50.0% 2nd half: 4-7 57.1% Game: 8-15 53.3%
FT % 1st Half: 6-6 100.0 2nd half: 5-8 62.5% Game: 11-14 78.6%
Deadball Rebounds 2,1

Officials: Melissa Barlow, Jules Gallien, Shannon Feck
Technical fouls: American-None. UCLA-None.
Attendance: 2304
NCAA 1st Round

Score by periods	1st	2nd	3rd	4th	Total
American	12	13	23	12	**60**
UCLA	27	11	19	14	**71**

Points	In Paint	Off T/O	2nd Chance	Fast Break	Bench
AU	22	9	17	0	3
UCLA	34	15	12	12	12

Last FG - AU 4th-01:54, UCLA 4th-01:39.
Largest lead - AU by 4 1st-04:44, UCLA by 18 2nd-09:37.
AU led for 02:06. UCLA led for 36:28. Game was tied for 01:26.

Score tied - 2 times.
Lead changed - 4 times.

UCLA 86, CREIGHTON 64

LOS ANGELES (AP) – Jordin Canada scored 21 points and junior Japreece Dean added 16 points to lead third-seeded UCLA to an 86-64 victory over No. 11 seed Creighton in the second round of the women's NCAA Tournament on Monday night in Pauley Pavilion.

UCLA (26-7) reaches the Sweet 16 for the third consecutive year and advances to the Kansas City Regional and will face Texas on Friday at 6:00 p.m. PT.

Canada, made six of seven shots and dished out eight assists to lead the Bruins. The senior guard, the Pac 12 defensive Player of the Year and three-time All-Conference guard, has scored 20 or more points in six of her last eight games.

Senior Monique Billings scored 15 points and junior Kennedy Burke added 11 points for UCLA.

Audrey Faber led Creighton with 20 points and Olivia Elger added 13 for the Bluejays.

The Bruins scored on eight of their first nine possessions to jump to an early double-digit lead. Dean's 3-pointer at the 4:12 mark of the opening quarter gave UCLA an 18-7 lead. The Bruins kept the defensive pressure on the Bluejays and led 26-15 after the first quarter.

UCLA continued to use its speed and quickness in the second quarter and forced 10 first half turnovers while upping its lead to 49-32 at the break, following a pair of free throws by Billings down the stretch. Billings led the Bruins with 13 points in the first half. Creighton never got closer than 17 points in the second half.

Faber made 4-of-6 three point attempts and led the Bluejays with 16 points in the opening half.

Both teams shot over 50 percent in the first half and UCLA held a slim 15-12 advantage on the glass.

Monday was only the second meeting all-time between Creighton and UCLA. The Bruins won the first meeting earlier this year, 72-63, at the South Point Thanksgiving Shootout on Nov. 25, 2017 in Las Vegas.

The Bruins improved to 14-3 at home this season. Jaclyn Agnew and Sydney Lamberty, who combined to score 44 points in Creighton's win over Iowa on Saturday, made only 3 of 13 shots and scored nine points.

Official Basketball Box Score -- Game Totals -- Final Statistics
Creighton vs UCLA
03/19/18 6:00 p.m. PT at Los Angeles, Calif. (Pauley Pavilion)

Creighton 64 • 19-13

##	Player		Total FG-FGA	3-Ptr FG-FGA	FT-FTA	Rebounds Off	Def	Tot	PF	TP	A	TO	Blk	Stl	Min
05	AGNEW, Jaylyn	f	2-6	1-4	0-0	1	2	3	5	5	1	0	0	0	26
11	NORBY, Bailey	f	1-4	0-1	0-0	1	1	2	2	2	0	2	0	0	14
45	FABER, Audrey	f	6-12	4-8	4-4	0	3	3	0	20	2	2	1	0	36
02	MELLMAN, Myah	g	2-3	2-3	0-0	0	0	0	2	6	0	1	0	0	10
14	LAMBERTY, Sydney	g	1-7	0-2	2-2	0	3	3	0	4	7	5	0	1	37
15	REMBAO, Tatum		0-0	0-0	0-0	0	0	0	1	0	2	0	0	0	4
21	Elger, Olivia		4-10	3-6	2-2	0	4	4	0	13	3	1	0	0	22
22	KISSINGER, Brooke		1-2	0-1	1-1	0	0	0	2	3	0	1	0	0	6
24	CARDA, Temi		2-4	1-2	2-2	0	3	3	2	7	2	4	0	0	22
33	BROWN, Kylie		1-1	0-0	0-1	1	2	3	4	2	0	0	0	0	10
40	GREENE, Ali		1-2	0-0	0-0	2	1	3	3	2	1	2	0	0	13
	Team					2	1	3							
	Totals		21-51	11-27	11-12	7	20	27	21	64	18	18	1	1	200

FG % 1st Half: 13-25 52.0% 2nd half: 8-26 30.8% Game: 21-51 41.2%
3FG % 1st Half: 6-10 60.0% 2nd half: 5-17 29.4% Game: 11-27 40.7%
FT % 1st Half: 0-1 0.0% 2nd half: 11-11 100.0 Game: 11-12 91.7%
Deadball Rebounds 1

UCLA 86 • 26-7

##	Player		Total FG-FGA	3-Ptr FG-FGA	FT-FTA	Rebounds Off	Def	Tot	PF	TP	A	TO	Blk	Stl	Min
11	Drummer, Lajahna	f	5-12	0-2	0-1	3	1	4	4	10	0	0	1	1	20
25	Billings, Monique	f	4-8	0-0	7-8	4	5	9	3	15	0	1	1	2	28
03	Canada, Jordin	g	6-7	0-0	9-10	2	4	6	0	21	8	2	0	5	31
22	Burke, Kennedy	g	4-9	3-6	0-0	1	3	4	0	11	3	1	1	1	30
23	Hayes, Kelli	g	2-6	0-3	0-0	1	1	2	4	4	0	2	0	1	28
00	Horvat, Chantel		0-0	0-0	0-0	0	0	0	0	0	0	0	0	0	2
10	Rosenblum, Ally		0-3	0-0	0-0	0	1	1	1	0	0	2	0	1	6
21	Onyenwere, Michaela		2-3	0-0	1-2	2	4	6	4	5	2	1	0	1	15
24	Dean, Japreece		6-12	4-7	0-0	1	1	2	3	16	1	0	0	0	29
32	Baird, Chrissy		1-1	1-1	0-0	0	1	1	0	3	0	0	0	0	4
33	Miller, Lauryn		0-1	0-0	1-2	1	1	2	0	1	1	1	1	0	7
	Team					0	0	0							
	Totals		30-62	8-19	18-23	15	22	37	19	86	15	10	4	12	200

FG % 1st Half: 19-33 57.6% 2nd half: 11-29 37.9% Game: 30-62 48.4%
3FG % 1st Half: 5-10 50.0% 2nd half: 3-9 33.3% Game: 8-19 42.1%
FT % 1st Half: 6-8 75.0% 2nd half: 12-15 80.0% Game: 18-23 78.3%
Deadball Rebounds 2,1

Officials: Melissa Barlow, Tiffany Bird, Tim Daley
Technical fouls: Creighton-None. UCLA-None.
Attendance: 1860
NCAA 2nd Round

Score by periods	1st	2nd	3rd	4th	Total
Creighton	15	17	13	19	**64**
UCLA	26	23	22	15	**86**

Points	In Paint	Off T/O	2nd Chance	Fast Break	Bench
CU	16	7	6	4	27
UCLA	25	29	16	9	25

Last FG - CU 4th-00:17, UCLA 4th-01:18.
Largest lead - CU by 3 1st-08:57, UCLA by 28 3rd-01:10.
CU led for 00:51. UCLA led for 38:06. Game was tied for 01:03.

Score tied - 0 times.
Lead changed - 1 time.

ALL-PAC-12 HONORS (Coaches)

In a vote of the league's 12 women's basketball head coaches, Oregon's Sabrina Ionescu was named Pac-12 Player of the Year, Oregon's Satou Sabally was named Pac-12 Freshman of the Year and UCLA's Jordin Canada was tabbed the Pac-12 Defensive Player of the Year. Additionally, Stanford head coach Tara VanDerVeer was voted the John R. Wooden Coach of the Year.

California junior Kristine Anigwe (Phoenix, Ariz.) and UCLA senior Jordin Canada (Los Angeles, Calif.) earned a spot on the All-Conference team for the third-consecutive year, while another seven were repeat honorees. The All-Defensive team is made up of four student-athletes from the Los Angeles schools: repeat performers Canada and UCLA senior teammate Monique Billings (Corona, Calif.), and USC's Aliyah Mazyck, a junior guard, and Minyon Moore, a sophomore guard. Oregon State senior Marie Gülich joins them on the squad. Five different teams are represented on the All-Freshman team, which includes Bruin freshman Michaela Onyenwere. UCLA junior Kennedy Burke picked up honorable mention All-Pac-12 and honorable mention All-Defensive team accolades.

The Conference Coach of the Year honor was renamed in honor of the late John R. Wooden, former legendary UCLA coach, during the 2010-11 campaign.

ALL-PAC-12 (15 members)

Name	School	Position	Year	Hometown
Kristine Anigwe ***	California	F	Jr.	Phoenix, Ariz.
**Monique Billings ** **	**UCLA**	**F**	**Sr.**	**Corona, Calif.**
Jordin Canada * **	**UCLA**	**G**	**Sr.**	**Los Angeles, Calif.**
Maite Cazorla	Oregon	G	Jr.	Las Palmas, Spain
Marie Gülich **	Oregon State	F/C	Sr.	Cologne, Germany
Ruthy Hebard **	Oregon	F	So.	Fairbanks, Alaska
Borislava Hristova	Washington State	F	So.	Varna, Bulgaria
Megan Huff	Utah	F	Jr.	Federal Way, Wash.
Kianna Ibis	Arizona State	F	Jr.	Omaha, Neb.
Sabrina Ionescu **	Oregon	G	So.	Walnut Creek, Calif.
Kennedy Leonard **	Colorado	G	Jr.	Southlake, Texas
Brittany McPhee **	Stanford	G	Sr.	Normandy Park, Wash.
Amber Melgoza	Washington	G	So.	Santa Barbara, Calif.
Kristen Simon **	USC	F	Sr.	Gardena, Calif.
Alanna Smith	Stanford	F	Sr.	Melbourne, Australia

HONORABLE MENTION: Jalea Bennett, ARIZ (Sr., G); **Kennedy Burke, UCLA (Jr., G);** Mikayla Cowling, CAL (Sr., G/F); Aliyah Mazyck, USC (Jr., G); Katie McWilliams, OSU (Jr., G); Mikayla Pivec, OSU (So., G); Emily Potter, UTAH (Sr., F); Robbi Ryan, ASU (So., G); Asha Thomas, CAL (Jr., G); Kat Tudor, OSU (So., G); Kiana Williams, STAN (Fr., G).

ALL-FRESHMAN TEAM

Name	School	Position	Hometown
Michaela Onyenwere	**UCLA**	**F**	**Aurora, Colo.**
Satou Sabally	Oregon	F	Berlin, Germany
Kianna Smith	California	G	Moreno Valley, Calif.
Sam Thomas	Arizona	F	Bloomfield Hills, Mich.
Kiana Williams	Stanford	G	San Antonio, Texas

HONORABLE MENTION: (receiving at least one point): Kierra Collier, WASH (Fr., G); Taya Corosdale, OSU (Fr., F); Aleah Goodman, OSU (Fr., G); Annika Jank, COLO (Fr., F); Tori Williams, UTAH (Fr., G).

ALL-DEFENSIVE TEAM

Name	School	Position	Year	Hometown
**Monique Billings ** **	**UCLA**	**F**	**Sr.**	**Corona, Calif.**
Jordin Canada * **	**UCLA**	**G**	**Sr.**	**Los Angeles, Calif.**
Marie Gülich	Oregon State	F/C	Sr.	Cologne, Germany
Aliyah Mazyck	USC	G	Jr.	Charlotte, N.C.
Minyon Moore	USC	G	So.	Hercules, Calif.

HONORABLE MENTION: (receiving at least one point): Kristine Anigwe, CAL (Jr., F); **Kennedy Burke, UCLA (Jr., G);** Maite Cazorla, ORE (Jr., G); Mikayla Cowling, CAL (Sr., G/F); Kaylee Johnson, STAN (Sr., F); Kennedy Leonard, COLO (Jr., G); Katie McWilliams, OSU (Jr., G); Emily Potter, UTAH (Sr., F); Robbi Ryan, ASU (So., G); Marta Sniezek, STAN (Jr., G).





ALL-PAC-12 HONORS (Media)

A panel of Pac-12 women's basketball media members who cover the league agreed with the league's coaches voting Oregon's Sabrina Ionescu the Pac-12 Player of the Year and her teammate, Satou Sabally the Pac-12 Freshman of the Year. The media named UCLA's Jordin Canada and Oregon State's Marie Gülich co-Pac-12 Defensive Players of the Year. For its Pac-12 Coach of the Year, the media voted Oregon's Kelly Graves.

UCLA seniors Monique Billings and Canada were both named to the media's All-Pac-12 team and the Pac-12 All-Defensive Team for the second straight season.

The media also selected a 15-member All-Pac-12 team, a five-member All-Defensive team and a five-member All-Freshman team.

It is the ninth year of the Pac-12 media awards and are in addition to the Conference awards voted on by the league coaches. The panel included local and national media members.

2018 PAC-12 MEDIA ALL-PAC-12 (15 members)

Name	School	Pos.	Yr.	Hometown
Kristine Anigwe	California	F	Jr.	Phoenix, Ariz.
Monique Billings	**UCLA**	**F**	**Sr.**	**Corona, Calif.**
Jordin Canada	**UCLA**	**G**	**Sr.**	**Los Angeles, Calif.**
Marie Gülich	Oregon State	F/C	Sr.	Cologne, Germany
Ruthy Hebard	Oregon	F	So.	Fairbanks, Alaska
Borislava Hristova	Washington State		F	So. Varna, Bulgaria
Megan Huff	Utah	F	Jr.	Federal Way, Wash.
Kianna Ibis	Arizona State	F	Jr.	Omaha, Neb.
Sabrina Ionescu	Oregon	G	So.	Walnut Creek, Calif.
Kennedy Leonard	Colorado	G	Jr.	Southlake, Texas
Aliyah Mazyck	USC	G	Jr.	Charlotte, N.C.
Brittany McPhee	Stanford	G	Sr.	Normandy Park, Wash.
Amber Melgoza	Washington	G	So.	Santa Barbara, Calif.
Kristen Simon	USC	F	Sr.	Gardena, Calif.
Alanna Smith	Stanford	F	Sr.	Melbourne, Australia

2018 PAC-12 MEDIA ALL-DEFENSIVE TEAM (5 members)

Name	School	Pos.	Yr.	Hometown
Monique Billings	**UCLA**	**F**	**Sr.**	**Corona, Calif.**
Jordin Canada	**UCLA**	**G**	**Sr.**	**Los Angeles, Calif.**
Marie Gülich	Oregon State	F/C	Sr.	Cologne, Germany
Aliyah Mazyck	USC	G	Jr.	Charlotte, N.C.
Minyon Moore	USC	G	So.	Hercules, Calif.

2018 PAC-12 MEDIA ALL-FRESHMAN TEAM (5 members)

Name	School	Pos.	Hometown
Satou Sabally	Oregon	F	Berlin, Germany
Kianna Smith	California	G	Moreno Valley, Calif.
Sam Thomas	Arizona	F	Bloomfield Hills, Mich.
Kiana Williams	Stanford	G	San Antonio, Texas
Tori Williams	Utah	G	Boise, Idaho





CANADA NAMED WOMEN'S NAISMITH TROPHY SEMIFINALIST (FEB. 26)

The Atlanta Tipoff Club released the 10 semifinalists for the Citizen Naismith Trophy Women's College Player of the Year honor and UCLA senior point guard Jordin Canada made the cut. She is one of two players from the Pac-12, joining Oregon's Sabrina Ionescu. She is also one of seven guards and one of five seniors on the list. From this list, the Naismith Awards master voting academy will identify the four national finalists, to be announced on March 16. Fans will then be able to vote for their favorite player by visiting naismithtrophy.com/vote between March 19-30 to cast their ballot. The fan component counts for five percent of the overall final vote, and the winner of the Citizen Naismith Trophy for Women's Player of the Year will be revealed on March 31.

CANADA ON FIRE
UCLA's senior point guard Jordin Canada has been on a tear as of late, scoring 20 or more points in six of the last eight games with four double-doubles. Over that span, she has averaged 20.8 points, 8.9 assists, 3.8 rebounds and 3.3 steals per game while shooting 42.4 percent from the field (56-for-132), 37.5 percent from three-point range (15-for-40) and 86.7 percent from the free-throw line (39-for-45).

SENIORS STEPPED UP
In the 77-74 Pac-12 Tournament quarterfinal win over California, all three UCLA seniors scored 18 or more points. For Kelli Hayes, it was a career high 18 on a career-best 5-for-7 from three-point range. Monique Billings added 18 points and eight rebounds while Jordin Canada led all scorers with 27 points and added five assists and five steals. The seniors scored 81.8 percent of the Bruins' points against Cal (63-of-77).

CANADA MAKING HISTORY
UCLA's Jordin Canada became the first woman in Pac-12 history to score 1,800 points and dish out 700 assists (UCLA record) at Utah and Colorado (Jan. 12 & 14). She is in exclusive company in all of Pac-12 basketball as well, joining Gary Payton (2,172 points, 938 assists, Oregon State, 1987-90) on the men's side as the only two players to accomplish the feat in the history of the league. She currently ranks 14th all-time in the Pac-12 in career points (2,108) and needs 17 points for 13th (Jayne Appel, STAN, 2007-10) and 34 points for 12th (Ashley Walker, CAL, 2006-09). She will finish second at UCLA, having just passed Maylana Martin (2,101, 1997-2000). Canada, the UCLA all-time assist leader, became the Pac-12's all-time leader at No. 8 Oregon (Feb. 19) with 13 assists (now has 818), surpassing Sonja Henning's 757 assists at Stanford from 1988-91. She also ranks second in Pac-12 history with 339 steals and needs 34 to take over first (Lisa Willis, UCLA, 372, 2003-06).

TOP BILLINGS
UCLA's Monique Billings became the third woman in UCLA history and the 14th in Pac-12 history to score 1,500 points and grab 1,000 rebounds in a career in the win over Stanford (Jan. 21). She now has 1,732 points to rank 10th at UCLA and 38th in the Pac-12. She needs 20 points to move into 9th at UCLA (Anita Ortega, 1,751, 1976-79) and 46 points to move into 37th in the Pac-12 (Jamie Weisner, OSU, 1,777, 2012-16). She also has 1,145 boards, which ranks second at UCLA and 11th in the Pac-12. She needs 24 to move into 10th (Tina Thompson, USC, 1,168, 1994-97). Billings, the UCLA all-time leader in blocks (225) just passed Oregon's Jenny Mowe (1997-01) for 6th all-time in Pac-12 history.

CANADA AMONG NATION'S BEST
Senior point guard Jordin Canada is listed on many statistical charts among the nation's active players in the NCAA for the 2017-18 season. She is currently 2nd in assists (818), 4th in assists per game (6.06 apg), 4th in steals (339), 5th in triple doubles (2), 7th in free throws made (503), 10th in steals per game (2.51 spg), 10th in free throw attempts (631), 12th in field goal attempts (1,814), 15th in field goals made (754), 15th in scoring (2,108 points) and 45th in free throw percentage (79.7%).

BILLINGS AMONG NATION'S BEST
Senior forward Monique Billings is also listed on many statistical charts among the nation's active players in the NCAA for the 2017-18 season. She is currently 4th in rebounding (1,145), 7th in double-doubles (46), 6th in free throw attempts (670), 9th in games played (139), 13th in blocks (225), 21st in free throws made (430), 39th in scoring (1,732 points) and 44th in field goals made (651).

DRUMMER REBOUNDS
Redshirt junior forward Lajahna Drummer has been a rebounding force in 12 of her last 16 games, grabbing at least six boards in 12 of those contests for an average of 7.9 rebounds per game. She had a career-high-tying 14 boards in a win at Washington State (Jan. 28) and scored 10 points for the second double-double of her career. She had 11 points and 11 rebounds in a win at USC (Feb. 5). She also had 10 rebounds in a win over Stanford (Jan. 21) and 11 in a loss at Oregon State (Feb. 16). She had five points and 11 boards in the Pac-12 Tournament quarterfinal win over California (Mar. 2). She has seven double-digit rebounding games this year (13 in her career).

ONYENWERE ON OFFENSIVE GLASS
Freshman forward Michaela Onyenwere is one of three UCLA Bruins with more offensive rebounds (81) than defensive boards (79) on the year. Her 81 offensive rebounds is second on the team and her 2.5 orpg ranks 9th in the Pac-12. She is thrid on the team in field goal percentage (.475), and has shown the ability to register steals, recording 1.2 per game.

BURKE IS A BALLER
Junior guard Kennedy Burke is one of only two players in the Pac-12 (Sam Thomas, Fr., Arizona) ranked in the top 12 in both steals and blocks (in all games). She averages 1.8 steals per game which is second on the team and fifth in the Pac-12. She also averages 0.9 blocks per game, which is also second on the squad and tied for 12th in the league. Burke also ranks third on the team and 26th in the Pac-12 in scoring (10.5 ppg).

HAYES FOR THREE
Senior guard Kelli Hayes entered her senior season shooting 23.0 percent (17-for-74) from three-point range. This season, it has become a strength, as she has made more three-pointers this year than in the previous three combined, going 48-for-135 for 35.6 percent. The number of three-point field goals made ranks second while the attempted is tops on the team.

DEAN'S LIST
Junior guard Japreece Dean missed the first nine games of the year due to NCAA transfer rules, but she quickly made up for lost time. She is third on the team in three-point field goals made (41) and in attempts (120). Her 1.8 three-point field goals made per game in Pac-12 play led the team and ranked 9th in the league. Her 34.2 percent shooting from beyond the arc ranks fourth on the team. She has made at least one three-pointer in 17 of 24 games she has played and hit multiple treys in a game 11 times this year, including a high of five in wins at Colorado (Jan. 14) and Washington (Jan. 26) and four in the Second Round win over Creighton (Mar. 19).

IT'S MILLER TIME
Freshman forward Lauryn Miller leads the squad in field goal percentage at 54.3 percent (25-for-46) on the season. The number of makes don't qualify her for the Pac-12 or NCAA rankings, but she has shown signs of brilliance in her first collegiate campaign, logging six perfect games without a miss from the field.

BIG MACS ON CAMPUS
UCLA's roster features a school-record five McDonald's All-Americans in 2017-18 as freshman forward Michaela Onyenwere (2017) joins redshirt freshman guard Lindsey Corsaro (2016), junior forward Ashley Hearn (2015), redshirt junior forward Lajahna Drummer (2014) and senior point guard Jordin Canada (2014) as current Bruins that have played in the McDonald's All-American Game.

NATIONAL HONORS (AS OF MAR. 15)
USA TODAY ALL-AMERICAN
Jordin Canada (third team)

ESPNW ALL-AMERICAN
Jordin Canada (third team)

NAISMITH AWARD WATCH LIST
Monique Billings (pre)
Jordin Canada (pre/mid)

JOHN WOODEN AWARD MIDSEASON LIST
Monique Billings
Jordin Canada

LISA LESLIE AWARD WATCH LIST (Center)
Monique Billings (pre/mid/finalist)

NANCY LIEBERMAN AWARD WATCH LIST (PG)
Jordin Canada (pre/mid)

NAISMITH AWARD SEMIFINALIST
Jordin Canada

DAWN STALEY AWARD WATCH LIST
Jordin Canada

2018 PAC-12 HONORS
ALL-CONFERENCE
Jordin Canada (coaches/media)
Monique Billings (coaches/media)
Kennedy Burke, honorable mention (coaches)

DEFENSIVE PLAYER OF THE YEAR
Jordin Canada (coaches)

CO-DEFENSIVE PLAYER OF THE YEAR
Jordin Canada (media)

ALL-DEFENSIVE TEAM
Jordin Canada (coaches/media)
Monique Billings (coaches/media)
Kennedy Burke, honorable mention (coaches)

ALL-FRESHMAN TEAM
Michaela Onyenwere (coaches)

ALL-ACADEMIC TEAM
Monique Billings, honorable mention

MEDIA INFORMATION

UCLA Sports Information
J.D. Morgan Center, Suite 128
325 Westwood Plaza, Los Angeles, CA 90095

Women's Basketball SID	Ryan Finney
Office Phone	(310) 206-4701
Cell Phone	(424) 832-0676
E-mail	rfinney@athletics.ucla.edu
Website	www.uclabruins.com

WEEKLY AVAILABILITY

The best time for interviews with The Michael Price Family UCLA Head Women's Basketball Coach, Cori Close, or members of the Bruins' squad, is after practices. This year, the women's basketball team will be practicing in Pauley Pavilion at varying times during the morning with times normally ranging from 8:00 a.m. to Noon For access to weekly practices or to schedule an extended interview with a member of the UCLA women's basketball team, please contact WBB SID Ryan Finney. Practices are closed to the public. Coach Close would like a 24-hour advance notice of media wishing to attend practice.

CREDENTIALS

Admission to Pauley Pavilion's press seating and media room is by credential only. All credential requests should be made by emailing the women's basketball contact, UCLA Associate SID, Ryan Finney at least two days in advance of the game. If you can email one week prior to the date of the game, parking and credentials can be mailed. Requests can be made by contacting Ryan Finney at any of the means listed above. Members of the media covering UCLA should request credentials for road games through Finney via email or phone. Photographers should follow the same instructions as media members.

CREDENTIAL PICKUP

Credentials are available during the week at the Sports Information Office. Credentials not claimed prior to game day will be available at Pauley Pavilion's "Will Call" window (Northwest corner of the arena). The media will call window and entrance opens one hour prior to tip-off.

MEDIA SEATING

A press pass enables entrance at Pauley Pavilion's Northwest media gate (across from the intramural field). Press seating is available on the floor, with overflow seating available at center court in the upper level of the arena's south side (opposite team benches). Photographer credentials are available on a limited basis. Pauley Pavilion's media workroom is located in the Northeast corner of the building on the event level.

POSTGAME PROCEDURE

Head Coach Cori Close and selected players will be available to the media in the Dick Enberg Media Room following a 10-minute cooling off period after each game. UCLA's locker room is closed to the media, as is all team spaces (weight room, training room, etc.). To access the media room during or after the game if seated in the overflow area, follow the stairwell down to the court and proceed to the northeast corner (elevator access available on the southeast corner of the building). The visiting team's head coach will be available following a 10-minute cooling off period outside the visiting locker room (northwest corner, event level) or in the Dick Enberg Media Room (event level).

UCLA QUICK FACTS

School Information

Founded	1919
Enrollment	42,163
Nickname	Bruins
Colors	Blue and Gold
Home Arena (capacity)	Pauley Pavilion (13,800)
Affiliation	NCAA Division I
Conference	Pac-12
Chancellor	Gene D. Block
Director of Athletics	Daniel G. Guerrero
Athletic Dept. Phone	(310) 825-8699
Ticket Office Phone	(310) 825-2101

Women's Basketball History

First Season	1974-75 (44th season)
All-Time Record	810-511 (.613)
NCAA Tournament Appearances	14/21 (seven with AIAW)
Last NCAA Tournament Appearance	2017
National Championships	1 (1978-AIAW)

Team Information

2016-17 Record	25-9
2016-17 Pac-12 Record (finish)	13-5 (4th)
2016-17 Home/Road/Neutral	16-0/6-7/6-2
Letterwinners Returning/Lost	8/4
Starters Returning/Lost	4/1
Final Ranking (AP/USA Today)	15/13
Newcomers	4
Four-Year Transfers	1

2017-18 UCLA NUMERICAL ROSTER

No.	Name	Pos.	Ht.	Yr.	Hometown (High School/Previous School)
0	Chantel Horvat	G	6-1	Fr.	Geelong, Australia (Geelong College)
1	Kayla Owens	G	6-1	Fr.	Houston, Texas (Langham Creek HS)
3	Jordin Canada	G	5-6	Sr.	Los Angeles, Calif. (Windward HS)
4	Ashley Hearn	F	6-4	Jr.	Rowlett, Texas (Sachse HS)
5	Lindsey Corsaro	G	6-1	R-Fr.	Indianapolis, Ind. (Roncalli HS)
10	Ally Rosenblum	F	6-4	So.	Newport Coast, Calif. (Mater Dei HS)
11	Lajahna Drummer	F	6-1	R-Jr.	Inglewood, Calif. (Long Beach Poly HS)
21	Michaela Onyenwere	F	5-11	Fr.	Aurora, Colo. (Grandview HS)
22	Kennedy Burke	G	6-1	Jr.	Northridge, Calif. (Sierra Canyon School)
23	Kelli Hayes	G	6-0	Sr.	San Jose, Calif. (Archbishop Mitty HS)
24	Japreece Dean	G	5-6	Jr.	Cedar Park, Texas (Vista Ridge HS/Texas Tech)
25	Monique Billings	F	6-4	Sr.	Corona, Calif. (Santiago HS)
32	Chrissy Baird	G	6-1	R-Jr.	Wheaton, Ill. (Wheaton North HS)
33	Lauryn Miller	F	6-1	Fr.	Kirkwood, Mo. (Kirkwood HS)

2017-18 UCLA ALPHABETICAL ROSTER

No.	Name	Pos.	Ht.	Yr.	Hometown (High School/Previous School)
32	Chrissy Baird	G	6-1	R-Jr.	Wheaton, Ill. (Wheaton North HS)
25	Monique Billings	F	6-4	Sr.	Corona, Calif. (Santiago HS)
22	Kennedy Burke	G	6-1	Jr.	Northridge, Calif. (Sierra Canyon School)
3	Jordin Canada	G	5-6	Sr.	Los Angeles, Calif. (Windward HS)
5	Lindsey Corsaro	G	6-1	R-Fr.	Indianapolis, Ind. (Roncalli HS)
24	Japreece Dean	G	5-6	Jr.	Cedar Park, Texas (Vista Ridge HS/Texas Tech)
11	Lajahna Drummer	F	6-1	R-Jr.	Inglewood, Calif. (Long Beach Poly HS)
23	Kelli Hayes	G	6-0	Sr.	San Jose, Calif. (Archbishop Mitty HS)
4	Ashley Hearn	F	6-4	Jr.	Rowlett, Texas (Sachse HS)
0	Chantel Horvat	G	6-1	Fr.	Geelong, Australia (Geelong College)
33	Lauryn Miller	F	6-1	Fr.	Kirkwood, Mo. (Kirkwood HS)
21	Michaela Onyenwere	F	5-11	Fr.	Aurora, Colo. (Grandview HS)
1	Kayla Owens	G	6-1	Fr.	Houston, Texas (Langham Creek HS)
10	Ally Rosenblum	F	6-4	So.	Newport Coast, Calif. (Mater Dei HS)

COACHING STAFF

Cori Close	The Michael Price Family UCLA Head Basketball Coach, 7th season	
	UC Santa Barbara '93	
Jenny Huth	Assistant Coach, 7th season	Colorado '02
Tony Newnan	Assistant Coach, 7th season	UC Santa Barbara '92
Shannon Perry	Assistant Coach, 7th season	Iowa '98

SUPPORT STAFF

Pam Walker	Director of Operations	UCLA '85
Debbie Haliday	Staff Associate	UCLA '82
Christian Blanks	Video Coordinator	Hampton '13
Patrick Talley	Athletic Trainer	Northern Illinois '11
David Wood	Athletic Performance Coach	Cal Poly '05
Veronica Rodriguez-Mora	Academic Coordinator	NYU '02
Ryan Finney	Sports Information Director	Kansas State '90
Kenny Simpson	Equipment Manager	NC State '04
Caren Nicdao	Coordinator of Creative Content	UCLA '16
Brandon Osborn	Director of Creative Video	Art Center '12

PRONUNCIATION GUIDE

Chrissy Baird (bared)
Lindsey Corsaro (Core-SAR-row)
Japreece Dean (Juh-PREESE)
Lajahna Drummer (LAH-zsa-nay)
Chantel Horvat (Shan-tell HORE-vat)
Michaela Onyenwere (Mih-KAY-luh ON-yen-where)
Ally Rosenblum (Alley ROW-zen-bloom)
Cori Close (KLOHS)
Jenny Huth (HOOTH)

2017-18 UCLA WOMEN'S BASKETBALL RADIO/TV ROSTER



NO. 0
CHANTEL HORVAT
Fr. – G – 6-1
Geelong, Australia
Geelong College



NO. 1
KAYLA OWENS
Fr. – G – 6-1
Houston, TX
Langham Creek HS



NO. 3
JORDIN CANADA
Sr. – G – 5-6
Los Angeles, CA
Windward School



NO. 4
ASHLEY HEARN
Jr. – F – 6-4
Rowlett, TX
Sachse HS



NO. 5
LINDSEY CORSARO
RS-Fr. – G – 6-1
Indianapolis, IN
Roncalli HS



NO. 10
ALLY ROSENBLUM
So. – F – 6-4
Newport Coast, CA
Mater Dei HS



NO. 11
LAJAHNA DRUMMER
RS-Jr. – F – 6-1
Inglewood, CA
Long Beach Poly HS



NO. 21
MICHAELA ONYENWERE
Fr. – F – 5-11
Aurora, CO
Grandview HS



NO. 22
KENNEDY BURKE
Jr. – G – 6-1
Northridge, CA
Sierra Canyon School



NO. 23
KELLI HAYES
Sr. – G – 6-0
San Jose, CA
Archbishop Mitty HS



NO. 24
JAPREECE DEAN
Jr. – G – 5-6
Austin, TX
Vista Ridge HS/Texas Tech



NO. 25
MONIQUE BILLINGS
Sr. – F – 6-4
Corona, CA
Santiago HS



NO. 32
CHRISSY BAIRD
RS-Jr. – G – 6-1
Wheaton, IL
Wheaton North HS



NO. 33
LAURYN MILLER
Fr. – F – 6-1
Kirkwood, MO
Kirkwood HS

2017-18 UCLA WOMEN'S BASKETBALL COACHING STAFF



HEAD COACH
CORI CLOSE
Seventh Season



ASSISTANT COACH
JENNY HUTH
Seventh Season



ASSISTANT COACH
TONY NEWNAN
Seventh Season



ASSISTANT COACH
SHANNON PERRY
Seventh Season



DIR. OF OPERATIONS
PAM WALKER
29th Season

UCLA ... BY THE NUMBERS

2,108	Total number of points for Jordin Canada (will finish at #2 all-time at UCLA)
1,732	Total number of points for Monique Billings (needs 19 to move to #9 at UCLA)
1,145	Total number of rebounds for Monique Billings (needs 165 to move to #1 at UCLA)
818*^	Total number of assists for Jordin Canada (had 13 at #8 Oregon for Pac-12 record)
810	Total number of games UCLA has won entering Texas game (810-511, .613)
339	Total number of steals for Jordin Canada (needs 33 to move to #2 at UCLA)
225*	Total number of blocks for Monique Billings (will finish #6 in Pac-12 history)
139	Total No. of games Monique Billings & Kelli Hayes have played (UCLA record: 140)
130	Total number of games Jordin Canada has started in her career
129	Total number of consecutive games Jordin Canada has at least one assist
116	Total number of double-figure scoring games by Jordin Canada in her career
114	Total number of times Jordin Canada has led UCLA in assists in a game
96	Total number of wins for senior class (needs 3 for UCLA record in 4-year span)
73	Total number of times Monique Billings has led UCLA in rebounds in a game
59	Total number of times Jordin Canada has led UCLA in scoring in a game
46	Total number of career double-doubles by Monique Billings
40	Total number of 20-Pt. games by Jordin Canada (ranks 5th all-time at UCLA)
40	Number of consecutive games UCLA has won at home vs. unranked teams
35	Total number of times Monique Billings has led UCLA in scoring in a game
34	Total number of consecutive games Monique Billings has at least five rebounds
18	Total number of 20-Pt. games by Monique Billings in her career
12	Number of wins UCLA has over RPI Top 100 teams (ranks T-11th in NCAA)

UCLA Record; ^Pac-12 Record

WHEN UCLA WINS

17-0	When UCLA holds opponents to under 40% shooting from the field (9-0 in Pac-12)
17-0	When UCLA makes the same or more free throws (8-0 in Pac-12)
6-0	When UCLA has five or more players in double figures (3-0 in Pac-12)
26-2	When UCLA shoots just 35.0 % or better from the field (14-1 in Pac-12)
25-2	When UCLA leads at the end of three quarters (14-1 in Pac-12)
25-2	When UCLA leads at the half (13-1 in Pac-12)
24-2	When UCLA leads at the end of the first quarter (13-1 in Pac-12)
21-2	When UCLA holds opponents to less than 70 points (10-1 in Pac-12)
19-2	When UCLA scores 70 or more points (10-1 in Pac-12)
21-3	When UCLA has more or the same total of points in the paint (11-1 in Pac-12)
6-1	When UCLA has MORE turnovers (4-1 in Pac-12)
23-5	When UCLA has more fastbreak points (11-4 in Pac-12)
17-5	When UCLA has more bench points (9-2 in Pac-12)
17-5	When UCLA has more points off turnovers (8-3 in Pac-12)
17-6	When UCLA has more second chance points (11-3 in Pac-12)

UCLA NATIONAL STATISTICAL RANKINGS (349 DIV. I TEAMS)

9	Offensive rebounds per game (16.4 per game, #1 in Pac-12)
20	Assist turnover ratio (1.34, #4 in Pac-12)
22	Won-Lost Percentage (78.8, #2 in Pac-12)
24	Assists per game (16.6, #3 in Pac-12)
28	Turnovers per game (12.4, #3 in Pac-12)
29	Scoring margin (+12.9, #3 in Pac-12)
34	Rebounds per game (41.8, #2 in Pac-12)
34	Rebound margin (+6.8, #4 in Pac-12)
36	Scoring offense (75.3, #2 in Pac-12)
42	Turnover margin (-3.82, #2 in Pac-12)
55	Steals per game (9.7, #2 in Pac-12)
67	Blocks per game (4.2, #5 in Pac-12)
74	Field goal percentage (.428, #6 in Pac-12)
88	Field goal percentage defense (.388, #3 in Pac-12)
113	Scoring defense (62.4, #5 in Pac-12)
125	Free throw percentage (.716, #5 in Pac-12)
198	Three-point field goal percentage defense (.321, #5 in Pac-12)

ONYENWERE NAMED PAC-12 FRESHMAN OF THE WEEK (FEB. 15)

UCLA forward Michaela Onyenwere (Aurora, Colo.) was named the Pac-12 Freshman of the Week as announced by the league office. Onyenwere averaged 11.0 points and 7.0 rebounds per game while shooting 55.6 percent (15-for-27) from the field. She also averaged 1.3 steals per game and shot 75.0 percent (3-for-4) from the free-throw line. She helped lead then-No. 8/7 UCLA to a 3-0 record, including a win at crosstown-rival USC (84-70) on Monday, and home wins over Arizona (69-46) and then-No. 25 Arizona State (71-63). She led the Bruins in the win over Arizona with her third double-double of the year with a team-high 17 points and a personal-best 12 rebounds. She ended the week with 12 points and five boards in the win over the Sun Devils. Played only 11 minutes at USC, recording four points and four rebounds. This is the eighth freshman honor for UCLA all-time and the second of the 2017-18 season for UCLA and for Onyenwere.

CANADA NAMED PAC-12 PLAYER OF THE WEEK (JAN. 29)

UCLA senior point guard Jordin Canada (Los Angeles, Calif.) was named the Pac-12 Player of the Week as announced by the league office. Canada led UCLA to its second-consecutive Pac-12 road sweep with wins at Washington (86-69) and Washington State (79-71). Opened the week with 22 points, five rebounds and five assists at UW, becoming just the fifth player in Pac-12 history to go over 300 career steals. Followed up with 19 points, four rebounds, three assists and two more steals in the win at WSU. For the week, she averaged 20.5 points, 4.5 rebounds, 4.0 assists and 2.0 steals per game while shooting 51.7 percent (15-for-29) from the field and 75.0 percent (9-for-12) from the free-throw line. This is the second weekly honor this season and the third all-time for Canada and 58th all-time for UCLA.

BILLINGS NAMED PAC-12 PLAYER OF THE WEEK (JAN. 22)

UCLA senior forward Monique Billings (Corona, Calif.) was named the Pac-12 Player of the Week as announced by the league office. Billings led UCLA to another 2-0 week with a 60-52 win over then-No. 21 California on Friday (Jan. 19) and a 64-53 victory over Stanford on Sunday (Jan. 21) to move into a tie for second place in the Pac-12. She averaged a double-double on the week at 16.0 points and 13.0 rebounds and also added 2.5 blocks, 1.5 steals and 1.0 assists per game. The Pac-12 rebounding leader hauled in 18 boards in the win over California, a season-high and third-best in her career (had 25 in a win over Washington State last year and 22 in a loss at then-No. 2 South Carolina. She became only the third player in UCLA history and the 14th in the Pac-12 to score over 1,500 points and grab over 1,000 rebounds against the Cardinal. Billings also became the 21st player in Pac-12 history to reach the 1,000-rebound plateau. She now has 1,507 points and 1,004 rebounds. This is the third career weekly honor for Billings and the 57th for UCLA.

ONYENWERE NAMED PAC-12 FRESHMAN OF THE WEEK (JAN. 15)

UCLA forward Michaela Onyenwere was named the Pac-12 Freshman of the Week as announced by the league office. Onyenwere averaged 15.5 points and 10.0 rebounds per game in two road wins on the week. She also averaged 2.0 steals and 1.0 blocks per game while shooting 83.3 percent (5-of-6) from the free-throw line and 46.4 percent from the field (13-of-28). She registered career-highs in points (20) and rebounds (11) in the win at Utah, 81-74 on Friday, Jan. 12. She ten had 11 points and nine rebounds in the win at Colorado, 93-55 on Sunday, Jan. 14, as UCLA got its first road sweep of the season. This is the seventh freshman honor for UCLA all-time, the first of the 2017-18 season and the first for Onyenwere.

CANADA NAMED PAC-12 PLAYER OF THE WEEK (NOV. 20)

In a vote by the Pac-12 media, UCLA senior point guard Jordin Canada (Los Angeles, Calif.) was named the Pac-12 Player of the Week as announced by the league office. In the Bruins' only game of the week, she recorded her second double-double of the year in leading UCLA to an 82-68 win over No. 3 Baylor. She scored 20 points and added 13 assists while shooting 50 percent from three-point range (3-for-6) against the Bears. The 13 assists were tied for the 8th-most in UCLA history. The win was UCLA's 32nd-straight home victory (second longest in the country to UConn) and the 10th-straight home win over a ranked team. It also marked UCLA's first win over a top-three opponent since beating No. 2 Stanford on Jan. 4, 2008. This marks the 55th all-time selection for UCLA and second-career weekly honor for Canada.

UCLA ANNOUNCES MAJOR GIFT TO BASKETBALL (FEB. 8)

The UCLA Athletic Department announced a commitment of $6,500,000 from Jodi and Michael Price to establish The Michael Price Family UCLA Basketball Excellence Program, designed to make a difference in men's and women's basketball student-athletes' experience. Funds contributed to this first-of-its-kind program for UCLA, will be applied annually and equally across both men's and women's basketball, and will be used at the discretion of the head coach and director of athletics to fund development programs and initiatives, specifically for men's and women's basketball student-athletes. In honor of the Prices' generosity, for the next two decades, the head coaching positions of both the men's and women's basketball programs will be known as The Michael Price Family UCLA Head Basketball Coaches.

AP POLL
(Week 19 – Mar. 12, 2018)

RK	TEAM	RECORD	PTS
1	**UConn (32)**	**32-0**	**800**
2	**Baylor**	**31-1**	**743**
3	Louisville	32-2	736
4	Mississippi State	32-1	720
5	Notre Dame	29-3	656
6	**Oregon**	**30-4**	**640**
7	South Carolina	26-6	616
8	Texas	26-6	588
9	**UCLA**	**24-7**	**509**
10	Ohio State	27-6	482
11	Florida State	25-6	463
12	Tennessee	24-7	426
13	**Oregon State**	**23-7**	**419**
14	Texas A&M	24-9	353
15	**Stanford**	**22-10**	**347**
16	Maryland	25-7	296
17	Missouri	24-7	292
18	Georgia	25-6	273
19	South Florida	26-7	237
20	Duke	22-8	186
21	NC State	24-8	172
22	Green Bay	29-3	131
23	Belmont	31-3	109
24	LSU	19-9	59
25	Mercer	30-2	48

Also receiving votes: Gonzaga 16, Iowa 14, **Arizona State 14,** Quinnipiac 12, DePaul 9, Minnesota 8, **Oklahoma State 7,** Central Michigan 6, **California 4,** Michigan 4, Florida Gulf Coast 3, West Virginia 2.

USA TODAY COACHES POLL
(Week 19 – Mar. 12, 2018)

RK	TEAM	RECORD	PTS
1	**UConn (32)**	**32-0**	**800**
2	**Baylor**	**31-1**	**757**
3	Louisville	32-2	734
4	Mississippi State	32-1	700
5	**Oregon**	**30-4**	**664**
6	Notre Dame	29-3	646
7	South Carolina	26-6	617
8	Texas	26-6	571
9	**UCLA**	**24-7**	**526**
10	Ohio State	27-6	496
11	Florida State	25-6	483
12	**Oregon State**	**23-7**	**428**
13	Tennessee	24-7	407
14	Texas A&M	24-9	335
15	Missouri	24-7	332
16	Maryland	25-7	290
17	Georgia	25-6	280
18	Duke	22-8	253
19	**Stanford**	**22-10**	**237**
20	South Florida	26-7	224
21	Green Bay	29-3	184
22	NC State	24-8	134
23	DePaul	26-7	82
24	Mercer	30-2	81
25	Belmont	31-3	33

Also receiving votes: Florida Gulf Coast 25, Central Michigan 13, Miami 12, Syracuse 10, LSU 9, Michigan 9, Virginia 7, Marquette 5, **Oklahoma State 5,** Little Rock 3, Buffalo 2, Minnesota 2, Virginia Tech 2, Quinnipiac 1, UCF 1.

JOHN R. WOODEN AWARD PRESEASON WATCH LIST
The John R. Wooden Award® presented by Wendy's® announced the Women's Preseason Top 30 on ESPN's SportsCenter and espnW and UCLA senior point guard Jordin Canada and senior forward Monique Billings have made the list. The list is comprised of 30 student-athletes who are the early front-runners for college basketball's most prestigious honor. The list is chosen by a preseason poll of national women's college basketball media members.

NANCY LIEBERMAN AWARD TOP 20 WATCH LIST
The Naismith Memorial Basketball Hall of Fame announced on Nov. 6, 2017 the 20 watch list candidates for the 2018 Nancy Lieberman Award and UCLA senior Jordin Canada was on the list. Now in its nineteenth year, the award recognizes the top point guard in women's NCAA Division I college basketball. Candidates exhibit the floor leadership, play-making and ball-handling skills of Hall of Famer Nancy Lieberman.

ANN MEYERS DRYSDALE AWARD TOP 20 WATCH LIST
The Naismith Memorial Basketball Hall of Fame announced on Nov. 7, 2017 the 20 watch list candidates for the 2018 Ann Meyers Drysdale Award and UCLA junior guard Kennedy Burke was on the list. Named after the first player, male or female, named to the All-America Team in four straight college seasons, the annual award in its inaugural year recognizes the top shooting guard in women's NCAA Division I college basketball.

CHERYL MILLER AWARD TOP 20 WATCH LIST
The Naismith Memorial Basketball Hall of Fame and the Women's Basketball Coaches Association announced on Nov. 8, 2017 the 20 watch list candidates for the 2018 Cheryl Miller Award and UCLA's Kennedy Burke was on the list. Named after the three-time Naismith Player of the Year, the annual award in its inaugural year recognizes the top small forwards in women's NCAA Division I college basketball.

LISA LESLIE AWARD PRESEASON WATCH LIST
The Naismith Memorial Basketball Hall of Fame and the Women's Basketball Coaches Association announced on Nov. 10, 2017 the 20 watch list candidates for the 2018 Lisa Leslie Award and UCLA senior Monique Billings was on the list. Named after the three-time All-American and 1994 National Player of the Year, the annual award in its inaugural year recognizes the top centers in women's NCAA Division I college basketball.

PRESEASON ALL-AMERICANS
Senior point guard Jordin Canada was a first team preseason All-American by Street & Smith's, a second team All-American by Athlon Sports and a third team All-American by Lindy's Sports. Senior forward Monique Billings was a second team All-American by Street & Smith's.

PRESEASON ALL-PAC-12
Senior point guard Jordin Canada and senior forward Monique Billings were both named preseason All-Pac-12 in a vote by the league's media.

PRESEASON PROJECTIONS
For the second-consecutive year, UCLA was voted first in the Pac-12 Women's Basketball Coaches Poll and the Pac-12 Media Poll. The Bruins collected 115 points and seven first-place votes to earn the top spot ahead of Oregon and Stanford who tied for second place with 108 points each in the Coaches Poll. The Bruins received 14 first-place votes and 242 points to finish ahead of Oregon in the Media Poll. The Pac-12 is coming off another historic season where a league-record seven teams earned NCAA Tournament bids in 2016-17. Both polls were identical with Stanford being picked third or tied for second and Oregon State (4th) and California (5th) rounding out the top five. Arizona State was projected to finish sixth with Washington State, USC and Utah right behind. In 10th was Colorado while Arizona and Washington were picked to claim the last two spots.

PAC-12 MEDIA POLL

	Team	*Points*
1.	**UCLA (14)**	**242**
2.	Oregon (4)	226
3.	Stanford (3)	224
4.	Oregon State	168
5.	California	165
6.	Arizona State	147
7.	Washington State	129
8.	USC	101
9.	Utah	81
10.	Colorado	72
11.	Arizona	50
12.	Washington	33

PAC-12 COACHES POLL

	Team	*Points*
1.	**UCLA (7)**	**115**
T2.	Oregon (3)	108
T2.	Stanford (2)	108
4.	Oregon State	85
5.	California	83
6.	Arizona State	74
7.	Washington State	61
8.	USC	47
9.	Utah	40
10.	Colorado	38
11.	Arizona	20
12.	Washington	13

BRUINS IN THE POLLS
UCLA enters postseason play during 2017-18 season ranked at No. 9 in the Associated Press Top 25 Poll with 509 points and at No. 9 in the USA TODAY Coaches Poll with 526 points. The Bruins have now been ranked for 54 straight weeks in the AP Poll (dates back to week 4, Nov. 30, 2015) and for 50 consecutive weeks in the USA Today Poll (dates back to week 9, Jan. 4, 2016). The Bruins' 2017-18 ranked opponents are in bold in both polls to the left.

POLLING THE BRUINS
In addition to picking up a preseason ranking of 8th in the Associated Press Poll (second straight year in the top 10) and 7th in the USA Today Coaches Poll, the Bruins were ranked 5th by Athlon Sports, 5th by Street & Smith's and 7th by Lindy's Sports.

UCLA BRUINS IN THE 2017-18 POLLS

WEEK	AP	USA TODAY
Preseason	8	7
Nov. 13	8	no poll
Nov. 20	5	4
Nov. 27	7	7
Dec. 4	7	7
Dec. 11	11	12
Dec. 18	11	12
Dec. 25	11	12
Jan. 1	14	14
Jan. 8	14	14
Jan. 15	13	13
Jan. 22	13	12
Jan. 29	9	9
Feb. 5	8	7
Feb. 12	7	7
Feb. 19	10	10
Feb. 26	9	9
Mar. 5	9	9
Mar. 12	9	9
Apr. 1		

DOUBLE TRIPLE-DOUBLE

Senior Jordin Canada recorded the second triple-double of her career and the seventh in UCLA history with 26 points, 11 steals and 10 assists in the win over San José State (Nov. 10). It marked the third time in UCLA history that a triple-double was recorded with points, assists and steals and the first time it was achieved in a season opener. She joins Ann Meyers as the only Bruins to record two triple-doubles. It also marked the 31st triple-double in the history of the Pac-12 Conference.

PLAYER	DATE	OPPONENT	RESULT	PTS	RBS	ASTS	STLS
Jordin Canada	11/10/2017	San José State	W, 129-69	26	6	10	11
Jordin Canada	11/18/2016	Southern	W, 95-47	11	10	12	3
Markel Walker	02/04/2012	Washington State	W, 73-52	14	15	10	1
Noelle Quinn	02/19/2004	at California	W, 97-69	21	10	10	4
Erica Gomez	02/24/1996	USC	W, 80-64	18	11	10	3
Ann Meyers	02/18/1978	Stephen F. Austin	W, 85-74	20	14	10	10
Ann Meyers	02/25/1977	San Diego State	W, 98-45	14	10	4	12

DOUBLE-DOUBLE RECORD

In the 129-69 season-opening win over San José State (Nov. 10), UCLA had four players record double-doubles, a UCLA record. In addition to Jordin Canada's triple-double (26 points, 11 steals, 10 points), Monique Billings had 19 points and 11 rebounds, Michaela Onyenwere had 19 points and 10 rebounds and Kennedy Burke added 13 points and 13 rebounds.

BILLINGS ON THE BLOCK

UCLA senior forward Monique Billings took over the top spot on the UCLA career lists for blocks with three in the win over #3 Baylor (Nov. 18). She now has 225 for a career average of 1.6 bpg (139 games).

1)	**Monique Billings (2014-18)**	**225**
2)	Corinne Costa (2010-15)	179
3)	Ann Meyers (1975-78)	101
	Necie Thompson (1981-84)	101
5)	Natalie Williams (1991-94)	97

CANADA WITH THE ASSIST

UCLA senior point guard Jordin Canada moved into the top spot in UCLA career assists with 11 in the blowout win at Colorado (Jan. 14). She now has 818 for a career average of 6.1 apg (135 games).

1)	**Jordin Canada (2014-18)**	**818**
2)	Erica Gomez (1996, 1998-00)	697
3)	Nikki Blue (2003-06)	602
4)	Ann Meyers (1975-78)	544
5)	Mary Hegarty (1981-84)	528

SCORING RECORDS FALL

UCLA scored a school-record 129 points in its 60-point (129-69) season-opening home win over San José State on Nov. 10. The Bruins snapped a record that was set 47 years ago and then equalled 42 years ago, bettering the previous mark of 125 set in 1971 (against Utah State) and 1976 (against Oregon State). Freshman guard Kayla Owens made a 3-pointer to put UCLA over the 125-point mark with 1:21 remaining in the fourth quarter. The Bruins opened with 38 points in the first quarter (38-26), which was the most points scored by UCLA since the NCAA switched to quarters two full seasons ago (2015-16).

BRUINS NEARLY BREAK ATTENDANCE RECORD

The UCLA Bruins came within 268 people of breaking the UCLA all-time women's basketball single-game attendance record against No. 1 UConn on Nov. 21, 2017 when 9,263 people witnessed the battle of top five teams in Pauley Pavilion. It was the third-highest attended game behind the Jan. 23, 1999 game against USC (9,530) and the AIAW Tournament game against Maryland on March 25, 1978 (9,351).



THE LAST TIME ...

A Bruin Team Defeats a Ranked Opponent
No. 8/7 UCLA 71 vs. No. 25 Arizona State 63, 2/11/18

A Bruin Team Scored 100 Points
129 vs. San José State (129-69), 11/10/17

An Opponent Scored 100 Points
101, by No. 8 Oregon (101-94 in OT), 2/19/18

A Bruin Scored 40 or More Points
Natalie Williams, 43 vs. California, 2/24/94

An Opponent Scored 40 or More Points
43 by Giuliana Mendiola, Washington, 2/1/03

A Bruin Scored 30 or More Points
Monique Billings, 30 vs. Oregon, 1/15/17

An Opponent Scored 30 or More Points
31 by Alexis Robinson, Colorado, 2/22/18

A Bruin Grabbed 20 or More Rebounds
Monique Billings, 25 vs. Washington State, 2/19/17

An Opponent Grabbed 20 or More Boards
20 by Ruth Hamblin, Oregon State, 3/6/16

A Bruin Grabbed 15 or More Rebounds
Monique Billings, 16 vs. USC, 2/2/18

An Opponent Grabbed 15 or More Boards
15 by Kaylee Jensen, Oklahoma State, 12/8/17

A Bruin Had 20 Points, 20 Rebounds in Same Game
Jasmine Dixon, 31 points, 20 rebounds at Oregon, 2/27/10

UCLA Had Three Players Score 20 or More Points in Same Game
Canada (28), Fields (22), Billings (21), vs. California (2ot), 12/21/15

Opponent Had Three Players Score 20 or More Points in Same Game
Sabally (25), Cazorla (24), Ionescu (23), at No. 8 Oregon, 2/19/18

UCLA Had Six Players in Double Figures
Dean (21), Hayes (13), Burke (12), Onyenwere (11), Canada (10), Drummer (10), at Colorado, 1/14/18

UCLA Had All Five Starters in Double Figures
Billings (19), Canada (16), Hayes (16), Burke (12), Korver (11), vs. Michigan, 12/11/16

An Opponent Had All Five Starters in Double Figures
Cayton (18), Cowling (18), Anigwe (18), Range (15), Thomas (11), at California, 2/3/17

UCLA Had Four Double-Doubles in the Same Game
Canada (26 pts, 11 stls, 10 asts), Billings (19 pts, 11 rebs), Burke (13 pts, 13 rebs), Onyenwere (19 pts, 10 rebs), vs. San José State, 11/10/17

TOP BRUIN HOME GAME CROWDS

CROWD	DATE	SITE AND OPPONENT
9,530	1/23/99	Pauley Pavilion vs. USC
9,351	3/25/78	Pauley Pavilion vs. Maryland*
9,263	11/21/17	Pauley Pavilion vs. No. 1 UConn
9,160	11/11/16	Pauley Pavilion vs. Pacific
8,327	2/24/13	Pauley Pavilion vs. USC
8,094	2/29/04	Pauley Pavilion vs. USC
8,013	2/17/08	Pauley Pavilion vs. USC
8,006	2/13/10	Pauley Pavilion vs. USC
7,822	3/23/78	Pauley Pavilion vs. Montclair State*
7,787	1/16/00	Pauley Pavilion vs. USC
7,273	11/23/99	Pauley Pavilion vs. Texas
7,258	2/21/98	Pauley Pavilion vs. USC
7,190	1/7/18	Pauley Pavilion vs. No. 9 Oregon
7,134	1/13/07	Pauley Pavilion vs. USC
7,074	2/23/14	Pauley Pavilion vs. Stanford
7,036	3/10/01	Pauley Pavilion vs. Washington
6,972	2/28/16	Pauley Pavilion vs. Arizona State
6,725	2/20/11	Pauley Pavilion vs. Stanford
6,675	1/8/11	Pauley Pavilion vs. USC
6,674	11/13/15	Pauley Pavilion vs. St. John's
6,632	3/5/00	Pauley Pavilion vs. California
6,172	1/13/03	Pauley Pavilion vs. USC
6,103	1/25/15	Pauley Pavilion vs. California
6,057	2/2/18	Pauley Pavilion vs. USC
6,072	3/3/00	Pauley Pavilion vs. Stanford

*Notes: * indicates AIAW tournament game; NCAA tournament games not involving UCLA have drawn 6,172 on 3/30/84; 5,365 on 4/1/84.*

PERSONNEL UPDATE

The Bruins regained the services of redshirt junior forward Lajahna Drummer, redshirt guard Chrissy Baird, redshirt freshman Lindsey Corsaro and sophomore forward Ally Rosenblum for the 2017-18 season. The quartet missed most of last year due to undisclosed injuries. Drummer and Corsaro received medical hardship waivers. All have played this season. But Corsaro left the Presbyterian College game (Nov. 12) with an undisclosed injury and never returned (out for season). Junior forward Ashley Hearn left the team for personal reasons without playing a game this year (out for season). Freshman guard Kayla Owens left the UC Santa Barbara (Dec. 3) game with an undisclosed injury and has never returned (out for season). Junior guard Japreece Dean (transfer from Texas Tech) was cleared to play at Seton Hall on Dec. 17 and has played the last 24 games after missing the first nine. She satisfied the NCAAs "one academic year of residence" for four-year transfers.

HOME SWEET HOME

UCLA had its 32-game home winning streak (second longest in the nation) snapped by No. 1 UConn on Nov. 21 in the 78-60 loss to the Huskies. The loss to the Huskies also snapped a nine-game home winning streak over ranked teams. The winning streak finished as the second-longest in UCLA history, falling short of the record-setting 36 in a row from 1974-79. The Bruins have won 40 straight at home against unranked teams. The last loss at home to an unranked team was to California, 72-57, on Jan. 25, 2015. The Bruins had their 20-game home Pac-12 Conference winning streak, a UCLA record, snapped by No. 9 Oregon on Jan. 7 in the 70-61 loss to the Ducks. The Bruins have gone 46-3 (.939) at home the last three seasons. The only three losses at home have been to No. 1 UConn, to No. 2 South Carolina (68-65 on Nov. 22, 2015) and to No. 9 Oregon.

BRUINS IN BULK

The bulk of UCLA's production from last year returns as four starters are back for the 2017-18 season in senior point guard Jordin Canada, senior guard Kelli Hayes, junior guard Kennedy Burke and senior forward Monique Billings. In all, UCLA returns 82% of its blocks from last year, 79% of assists, 74% of steals, 73% of scoring and 69% of rebounding.

NATIONALLY-RANKED RECRUITING CLASS ARRIVES IN WESTWOOD

The sixth-ranked recruiting class (espnW HoopGurlz), signed by UCLA last season, has arrived on campus and is comprised of guards Chantel Horvat and Kayla Owens and forwards Michaela Onyenwere and Lauryn Miller. It has also been bolstered by Lindsey Corsaro, who joins the class as a redshirt freshman after playing in just four games a year ago and receiving a medical hardship for an undisclosed injury.

HORVAT: Ranked 15th in the 2017 HoopGurlz recruiting rankings by espnW … also rated No. 3 among all guards and was the highest-rated Australian, either male or female.

MILLER: Ranked 16th in the 2017 Prospects Nation recruiting rankings and the second-rated forward in the country … also rated No. 76 by Blue Star Media and No. 82 by Premier Basketball Report and 12th among front-line players by ESPN … 2017 Gatorade Missouri Player of the Year.

ONYENWERE: Ranked 10th in the 2017 HoopGurlz recruiting rankings by espnW and the third-rated forward in the country … is a three-time Gatorade Colorado Player of the Year (2015, 2016 and 2017).

OWENS: Ranked 36th in the 2017 HoopGurlz recruiting rankings by espnW and the sixth-rated guard in the country … also rated No. 38 by Blue Star Media, No. 45 by Prospects Nation and No. 58 by Premier Basketball Report.

BRUINS ON TV

Pac-12 women's basketball will have a record number of live television broadcasts in 2017-18 with over 111 games televised on Pac-12 Networks and an additional five on ESPN Networks, including the Pac-12 Tournament championship game on March 4 on ESPN2.

MOST EVER: UCLA will have a record 21 regular-season women's basketball games televised live this season. The Bruins will have games televised on three different networks, including 18 on the Pac-12 Networks, two on the ESPN family of networks and one on Fox Sports Go.

ESPN GAMES: UCLA's non-conference home game vs. #1 Connecticut on Nov. 21 will be televised by ESPNU at 7:30 p.m. PT/10:30 p.m. ET. The other game slated to be televised by ESPN will be the Bruins' contest at Oregon on Feb. 19 at 7:00 p.m. PT/10:00 p.m. ET.

FOX SPORTS GO: UCLA's game at Oklahoma State on Friday, Dec. 8 will be televised by Fox Sports Go at 5:00 p.m. PT/8:00 p.m. ET.

PAC-12 NETWORK: The Pac-12 Networks is scheduled to carry 18 contests, including two non-conference games, #3 Baylor (Nov. 18) and UC Santa Barbara (Dec. 3). The remaining 16 games on the Pac-12 Networks are all league contests – at Stanford (Dec. 29), at California (Dec. 31), Oregon State (Jan. 5), Oregon (Jan. 7), at Utah (Jan. 12), at Colorado (Jan. 14), California (Jan. 19), Stanford (Jan. 21), at Washington (Jan. 26), at Washington State (Jan. 28), USC (Feb. 2), at USC (Feb. 5), Arizona (Feb. 9), Arizona State (Feb. 11), at Oregon State (Feb. 16) and Colorado (Feb. 22).

BRUINS SIGN ANOTHER RANKED RECRUITING CLASS FOR 2018-19

UCLA has signed three heralded players to a National Letter of Intent for the 2018 recruiting class. The class, which is ranked No. 9 by PASS (Preferred Athlete Scouting Services), No. 18 by Blue Star Media Report and No. 19 by Prospects Nation, includes Shayley Harris (Redding, Calif./Folsom HS), Kiara Jefferson (Sacramento, Calif./West Campus HS) and Ahlana Smith (Charlotte, N.C./Mallard Creek HS). All three will enter UCLA in the fall of 2018 as a freshman and will become members of the 2018-19 women's basketball team.

HARRIS: Ranked 65th by Premier Basketball Report (#19 center) and 118th by Dan Olson Girl's Basketball Report (#18 center). She is also rated No. 100 by Blue Star Media.

JEFFERSON: Ranked 70th by Premier Basketball Report (#35 guard) and 164th by Dan Olson Girl's Basketball Report (#43 guard). She is also rated No. 48 by Blue Star Media and No. 65 by Prospects Nation.

SMITH: Ranked 30th in the espnW's HoopGurlz rankings, 32nd by Premier Basketball Report (#13 guard) and 28th by Dan Olson Girl's Basketball Report (#9 guard). She is also rated No. 34 by Prospects Nation and No. 51 by Blue Star Media.

UCLA SINGLE-GAME RECORDS

POINTS

Player	Points	Date	Opponent
Denise Curry	47	12/15/79	Oregon State
Natalie Williams	43	02/24/94	at California
Dora Dome	42	02/05/87	California
Denise Curry	40	01/20/81	Cal State Fullerton
Denise Curry	40	02/09/80	at Cal Poly Pomona
Maylana Martin	39	02/24/00	at Oregon
Ann Meyers	39	01/18/78	at Long Beach State
Rehema Stephens	39	01/18/92	at Stanford
Rehema Stephens	39	12/30/90	James Madison
Maylana Martin	38	02/20/99	at USC
Denise Curry	38	03/25/79	Tennessee
Denise Curry	38	12/15/79	Stanford
Denise Curry	38	01/16/79	LSU
Rehema Stephens	37	12/16/90	at Tennessee
Nirra Fields	36	12/28/13	Cal Poly
Nikki Blue	36	03/05/05	Arizona State
Denise Curry	36	12/26/79	BYU
Rehema Stephens	36	12/28/90	Utah
Michelle Greco	36	11/17/01	at Michigan State

REBOUNDS

Player	Rebounds	Date	Opponent
Monique Billings	**25**	**02/19/17**	**Washington State**
Natalie Williams	25	02/20/94	Arizona State
Denise Curry	25	03/10/78	at Long Beach State
Natalie Williams	23	02/04/94	at USC
Monique Billings	**22**	**12/18/16**	**at South Carolina**
Janae Hubbard	22	03/06/99	Arizona
Natalie Williams	22	03/14/92	at Oregon
Denise Curry	22	12/09/78	San José State
Natalie Williams	21	01/13/93	Oregon
Natalie Williams	21	12/29/92	Michigan State
Jasmine Dixon	20	02/27/10	at Oregon
Kisa Hughes	20	12/03/94	at Boise State
Natalie Williams	20	01/16/93	Oregon State
Ann Meyers	20	03/18/78	Stephen F. Austin

ASSISTS

Player	Assists	Date	Opponent
Jordin Canada	**16**	**03/18/17**	**Boise State**
Erica Gomez	16	01/05/99	Arizona State
Erica Gomez	15	12/06/95	Long Beach State
Ann Meyers	15	02/13/76	at Fresno State
Kristi Moore	15	01/31/87	at Washington State
Jordin Canada	**14**	**02/24/18**	**Utah**
Jordin Canada	**14**	**12/11/16**	**Michigan**
Nikki Blue	14	01/22/05	at California
Jordin Canada	**13**	**02/19/18**	**at #8 Oregon**
Jordin Canada	**13**	**11/18/17**	**#3 Baylor**
Jordin Canada	**13**	**01/15/17**	**Oregon**
Detra Lockhart	13	01/15/94	California
Mary Hegarty	13	02/04/83	at Arizona State
Jordin Canada	**12**	**12/11/16**	**Southern**
Six Other Times	12		

BLOCKS

Player	Blocks	Date	Opponent
Corrine Costa	7	02/08/14	at USC
Corrine Costa	7	12/21/13	Auburn
Corrine Costa	7	02/02/12	Washington
Corrine Costa	7	12/29/11	California
Monique Billings	**6**	**01/31/16**	**at Utah**
Corrine Costa	6	04/04/15	at West Virginia
Natalie Williams	6	03/06/92	Arizona
Monique Billings	**5**	**01/27/17**	**Arizona State**
Monique Billings	**5**	**11/11/16**	**Pacific**
Monique Billings	**5**	**03/19/16**	**Hawai'i**
Monique Billings	**5**	**01/05/15**	**Oregon**
10 Other Times	5		

STEALS

Player	Steals	Date	Opponent
Sandra VanEmbricqs	13	02/12/87	Arizona
Ann Meyers	12	02/25/77	at San Diego State
Jordin Canada	**11**	**11/10/17**	**San José State**
Nicole Anderson	10	02/05/93	Washington
Ann Meyers	10	03/18/78	Stephen F. Austin
Lisa Willis	9	12/22/05	Oregon State
Dietra Hanible	9	02/27/80	USC
Jeanne Beauprey	9	12/18/79	Oregon State
Ann Meyers	9	02/11/76	USC
22 Times	8		

MISCELLANEOUS STATS

GAMES PLAYED

PLAYER	2017-18	CAREER
Monique Billings	33	139
Kelli Hayes	33	139
Jordin Canada	33	135
Kennedy Burke	33	102
Lajahna Drummer	33	101
Ashley Hearn	0	49
Ally Rosenblum	20	34
Chantel Horvat	33	33
Michaela Onyenwere	33	33
Chrissy Baird	6	30
Lauryn Miller	29	29
Japreece Dean	24	24
Kayla Owens	8	8
Lindsey Corsaro	3	7

GAMES STARTED

PLAYER	2017-18	CAREER
Jordin Canada	33	130
Monique Billings	32	103
Kelli Hayes	33	68
Kennedy Burke	32	61
Lajahna Drummer	32	41
Japreece Dean	1	1
Michaela Onyenwere	1	1
Lindsey Corsaro	1	1

TRIPLE-DOUBLES

PLAYER	2017-18	CAREER
Jordin Canada	1	2
26 pts, 10 asts, 11 stls vs. San José State (11/10/17)		
11 pts, 10 rebs, 12 asts vs. Southern (11/18/16)		

DOUBLE-DOUBLES

PLAYER	2017-18	CAREER
Monique Billings	**18**	**47**
20 pts, 10 rebs vs. American (3/17/18)		
24 pts, 10 rebs vs. Utah (2/24/18)		
12 pts, 11 rebs vs. Colorado (2/22/18)		
26 pts, 10 rebs at Oregon (2/19/18)		
14 pts, 12 rebs at Oregon State (2/16/18)		
18 pts, 11 rebs at USC (2/5/18)		
14 pts, 16 rebs vs. USC (2/2/18)		
15 pts, 15 rebs at Washington State (1/28/18)		
14 pts, 18 rebs vs. California (1/19/18)		
22 pts, 10 rebs vs. Oregon (1/7/18)		
20 pts, 10 rebs at California (12/31/17)		
13 pts, 10 rebs at Stanford (12/29/17)		
10 pts, 10 rebs at Fordham (12/20/17)		
17 pts, 10 rebs vs. UC Santa Barbara (12/3/17)		
14 pts, 12 rebs vs. UC Riverside (11/28/17)		
17 pts, 12 rebs vs. Kansas State (11/24/17)		
19 pts, 11 rebs vs. San José State (11/10/17)		
17 pts, 16 rebs vs. UConn (3/25/17)		
19 pts, 11 rebs vs. Arizona State (3/3/17)		
12 pts, 11 rebs at Arizona (2/24/17)		
12 pts, 25 rebs vs. Washington State (2/19/17)		
18 pts, 12 rebs at Oregon (2/10/17)		
21 pts, 15 rebs at Stanford (2/6/17)		
16 pts, 10 rebs vs. Arizona State (1/27/17)		
12 pts, 12 rebs vs. USC (1/22/17)		
28 pts, 11 rebs at USC (1/18/17)		
30 pts, 14 rebs vs. Oregon (1/15/17)		
18 pts, 12 rebs at Washington State (1/6/17)		
27 pts, 18 rebs vs. Colorado (1/1/17)		
10 pts, 13 rebs vs. Utah (12/30/16)		
12 pts, 22 rebs at South Carolina (12/18/16)		
19 pts, 16 rebs vs. Michigan (12/11/16)		
13 pts, 10 rebs vs. Toledo (11/25/16)		
22 pts, 15 rebs vs. Southern (11/18/16)		
16 pts, 10 rebs at Baylor (11/14/16)		
15 pts, 11 rebs vs. Pacific (11/11/16)		
20 pts, 12 rebs vs. Texas (3/26/16)		
11 pts, 10 rebs vs. South Florida (3/19/16)		
14 pts, 10 rebs vs. Arizona State (2/28/16)		
13 pts, 13 rebs vs. Washington (2/14/16)		
12 pts, 11 rebs at Utah (1/31/16)		
23 pts, 12 rebs vs. USC (12/30/15)		
15 pts, 10 rebs at UC Riverside (12/28/15)		
20 pts, 11 rebs at Michigan (12/13/15)		
18 pts, 13 rebs vs. No. 3 Notre Dame (11/28/15)		
10 pts, 10 rebs vs. Sacramento State (12/12/14)		
Jordin Canada	**9**	**21**
10 pts, 11 asts vs. American (3/17/18)		
22 pts, 14 asts vs. Utah (2/24/18)		
20 pts, 11 asts vs. Colorado (2/22/18)		
26 pts, 13 asts at Oregon (2/19/18)		
16 pts, 10 asts vs. Arizona State (2/11/18)		
10 pts, 11 asts at Colorado (1/14/18)		
11 pts, 10 asts at Seton Hall (12/17/17)		
20 pts, 13 asts vs. Baylor (11/18/17)		
26 pts, 10 asts, 11 stls vs. San José State (11/10/17)		
20 pts, 11 asts vs. UConn (3/25/17)		
12 pts, 11 asts vs. Texas A&M (3/20/17)		
15 pts, 16 asts vs. Boise State (3/18/17)		
13 pts, 13 asts vs. Oregon (1/15/17)		
18 pts, 10 rebs vs. Oregon State (1/13/17)		
12 pts, 10 asts at N. Carolina A&T (12/20/16)		
16 pts, 12 asts vs. Michigan (12/11/16)		
19 pts, 10 rebs vs. Cal Poly (11/20/16)		
11 pts, 10 rebs, 12 asts vs. Southern (11/18/16)		
15 pts, 12 rebs vs. Pacific (11/11/16)		
12 pts, 11 asts vs. Oregon (1/2/16)		
15 pts, 10 rebs at James Madison (11/14/14)		
Michaela Onyenwere	**3**	**3**
17 pts, 12 rebs vs. Arizona (2/9/18)		
20 pts, 11 rebs at Utah (1/12/18)		
19 pts, 10 rebs vs. San José State (11/10/17)		
Lajahna Drummer	**2**	**3**
11 pts, 11 rebs at USC (2/5/18)		
10 pts, 14 rebs at Washington State (1/28/18)		
11 pts, 11 rebs vs. CSU Bakersfield (3/19/15)		
Kennedy Burke	**1**	**2**
13 pts, 13 rebs vs. San José State (11/10/17)		
14 pts, 10 rebs vs. Boise State (3/18/17)		

DOUBLE-FIGURE POINTS

PLAYER	2017-18	CAREER
Jordin Canada	29	116
Monique Billings	29	91
Kennedy Burke	22	53
Lajahna Drummer	9	17
Kelli Hayes	7	14
Michaela Onyenwere	9	9
Japreece Dean	6	6
Chantel Horvat	3	3

DOUBLE-FIGURE REBOUNDS

PLAYER	2017-18	CAREER
Monique Billings	18	48
Lajahna Drummer	7	13
Jordin Canada	0	5
Michaela Onyenwere	3	3
Kennedy Burke	1	2
Chantel Horvat	1	1
Kelli Hayes	0	1

30-PLUS POINT GAMES

PLAYER	2017-18	CAREER
Jordin Canada	0	2
Monique Billings	0	1

20-PLUS POINT GAMES

PLAYER	2017-18	CAREER
Jordin Canada	13	40
Monique Billings	6	18
Kennedy Burke	0	2
Japreece Dean/Michaela Onyenwere	1	1

LED TEAM IN SCORING

PLAYER	2017-18	CAREER
Jordin Canada	18	59
Monique Billings	15	35
Kennedy Burke	1	6
Michaela Onyenwere	2	2
Japreece Dean	1	1
Kelli Hayes	0	1

LED TEAM IN REBOUNDING

PLAYER	2017-18	CAREER
Monique Billings	21	73
Lajahna Drummer	7	23
Jordin Canada	1	9
Kennedy Burke	3	8
Michaela Onyenwere	5	5
Kelli Hayes	0	2

LED TEAM IN ASSISTS

PLAYER	2017-18	CAREER
Jordin Canada	29	114
Kennedy Burke	1	3
Chantel Horvat	2	2
Monique Billings	1	2
Kayla Owens	1	1
Kelli Hayes	0	1

UCLA STREAKS

WINS AND LOSSES	STREAK
Overall	Won 2
Pac-12	Won 2
Unranked Teams Anywhere	Won 13
Ranked Teams Anywhere	Lost 3
Home	Won 9
Home Pac-12	Won 7
Home Nonconference	Won 4
Home Ranked Nonconference	Lost 1
Home Unranked Nonconference	Won 27
Home Ranked Teams	Won 2
Home Unranked Teams	Won 40
Road	Lost 2
Road Pac-12	Lost 2
Road Nonconference	Won 2
Road Ranked Nonconference	Lost 5
Road Unranked Nonconference	Won 2
Road Ranked Teams	Lost 2
Road Unranked Teams	Won 5
Neutral	Lost 1
Neutral Pac-12	Lost 1
Neutral Nonconference	Won 4
Neutral Ranked Nonconference	Lost 4
Neutral Unranked Nonconference	Won 6
Neutral Ranked Teams	Lost 3
Neutral Unranked Teams	Won 10

CONSECUTIVE MADE FREE THROWS

Japreece Dean/Kelli Hayes	8
Lindsey Corsaro/Jordin Canada	5
Monique Billings	4
Chantel Horvat	2
Ally Rosenblum/Japreece Dean/Lauryn Miller	1

CONSECUTIVE GAMES WITH A 3-POINTER

Kennedy Burke/Japreece Dean	2
Chrissy Baird	1

CONSECUTIVE GAMES WITH 10+ POINTS

Monique Billings/Jordin Canada	9
Kennedy Burke	3
Lajahna Drummer/Japreece Dean	1

CONSECUTIVE GAMES WITH 5+ REBOUNDS

Monique Billings	34
Michaela Onyenwere	3
Jordin Canada	1

CONSECUTIVE GAMES WITH ONE+ ASSIST

Jordin Canada	129
Japreece Dean	20
Kennedy Burke	11
Michaela Onyenwere	3
Lauryn Miller	1

CONSECUTIVE GAMES WITH ONE+ STEAL

Jordin Canada	28
Kennedy Burke	8
Monique Billings	6
Michaela Onyenwere	2
Ally Rosenblum/Kelli Hayes/Lajahna Drummer	1
Lindsey Corsaro	1

CONSECUTIVE GAMES STARTED

Jordin Canada/Kelli Hayes	39
Lajahna Drummer	31
Monique Billings	23
Kennedy Burke	20

FOR THE RECORD IN 2017-18

	PAC-12	OVERALL
Tied or Leading at the end of 1Q	13-1	24-2
Tied or Leading at the end of 2Q	13-1	25-2
Tied or Leading at the end of 3Q	14-1	25-2
Trailing at the end of 1Q	1-3	2-5
Trailing at the end of 2Q	1-3	1-5
Trailing at the end of 3Q	0-3	1-5
In Overtime Games	1-2	1-2
Against Ranked Opponents	4-3	5-5
UCLA Scores 80+ Points	6-1	9-1
UCLA Scores 70-79 Points	4-0	10-1
UCLA Scores 60-69 Points	3-3	6-5
UCLA Scores Under 60 Points	1-0	1-0
Opponent Scores 80+ Points	0-1	0-2
Opponent Scores 70-79 Points	4-2	5-3
Opponent Scores 60-69 Points	3-1	9-2
Opponent Scores 50-59 Points	3-0	4-0
Opponent Scores Under 50 Points	4-0	8-0
UCLA FG% .500 or Better	1-1	4-1
UCLA FG% .450-.499	6-0	11-0
UCLA FG% .400-.449	2-0	4-0
UCLA FG% .350-.399	5-0	7-1
UCLA FG% .300-.349	0-3	0-5
UCLA FG% Less Than .300	0-0	0-0
Opponent FG% Less Than .300	3-0	5-0
Opponent FG% .300-.349	2-0	5-0
Opponent FG% .350-.399	4-0	7-0
Opponent FG% .400-.449	3-2	7-3
Opponent FG% .450-.499	2-0	2-1
Opponent FG% .500 or Better	0-2	0-3
UCLA Outshoots Opponent	11-0	22-0
UCLA Outshot by Opponent	3-4	4-7
Shooting % Tied	0-0	0-0
UCLA Makes More Free Throws	8-0	17-0
UCLA Makes Fewer Free Throws	6-4	8-7
Free Throws Are Tied	0-0	1-0
UCLA Leads In Rebounds	10-1	19-3
Opponent Leads In Rebounds	4-3	7-4
Rebounding Tied	0-0	0-0
UCLA Has Fewer Turnovers	9-3	19-6
UCLA Has More Turnovers	4-1	6-1
Turnovers Tied	1-0	1-0
Margin in Game is 1-5 Points	0-1	1-2
Margin in Game is 6-10 Points	6-2	9-2
Margin in Game is 11-19 Points	4-1	6-3
Margin in Game is 20+ Points	4-0	10-0
1 Player in Double Figures	0-0	0-0
2 Players in Double Figures	3-1	3-1
3 Players in Double Figures	4-1	13-4
4 Players in Double Figures	4-2	4-2
5 Players in Double Figures	2-0	4-0
6 Players in Double Figures	1-0	2-0
All 5 Starters in Double Figures	0-0	0-0
On Mondays	1-1	2-1
On Tuesdays	0-0	1-1
On Wednesdays	0-0	1-0
On Thursdays	1-0	1-0
On Fridays	6-2	9-3
On Saturdays	1-0	4-1
On Sundays	5-1	8-1
In November	0-0	6-1
In December	1-1	4-2
In January	7-1	7-1
In February	6-2	6-2
In March	0-0	3-1
In April	0-0	0-0

UCLA'S 2017-18 STARTING LINEUPS

OPPONENT	1	2	3	4	5
SAN JOSE STATE	Canada	Corsaro	Hayes	Burke	Billings
PRESBYTERIAN COLLEGE	Canada	Hayes	Burke	Drummer	Billings
#3 BAYLOR	Canada	Hayes	Burke	Drummer	Billings
#1 UCONN	Canada	Hayes	Burke	Drummer	Billings
vs. Kansas State	Canada	Hayes	Burke	Drummer	Billings
vs. Creighton	Canada	Hayes	Burke	Drummer	Billings
UC RIVERSIDE	Canada	Hayes	Burke	Drummer	Billings
UC SANTA BARBARA	Canada	Hayes	Burke	Drummer	Billings
at Oklahoma State	Canada	Hayes	Burke	Drummer	Billings
at Seton Hall	Canada	Hayes	Burke	Onyenwere	Drummer
at Fordham	Canada	Hayes	Burke	Drummer	Billings
at Stanford	Canada	Hayes	Burke	Drummer	Billings
at #20 California	Canada	Dean	Hayes	Drummer	Billings
#16 OREGON STATE	Canada	Hayes	Burke	Drummer	Billings
#9 OREGON	Canada	Hayes	Burke	Drummer	Billings
at Utah	Canada	Hayes	Burke	Drummer	Billings
at Colorado	Canada	Hayes	Burke	Drummer	Billings
#21 CALIFORNIA	Canada	Hayes	Burke	Drummer	Billings
STANFORD	Canada	Hayes	Burke	Drummer	Billings
at Washington	Canada	Hayes	Burke	Drummer	Billings
at Washington State	Canada	Hayes	Burke	Drummer	Billings
USC	Canada	Hayes	Burke	Drummer	Billings
at USC	Canada	Hayes	Burke	Drummer	Billings
ARIZONA	Canada	Hayes	Burke	Drummer	Billings
#25 ARIZONA STATE	Canada	Hayes	Burke	Drummer	Billings
at #15/14 Oregon State	Canada	Hayes	Burke	Drummer	Billings
at #8 Oregon	Canada	Hayes	Burke	Drummer	Billings
COLORADO	Canada	Hayes	Burke	Drummer	Billings
UTAH	Canada	Hayes	Burke	Drummer	Billings
vs. California	Canada	Hayes	Burke	Drummer	Billings
vs. #6 Oregon	Canada	Hayes	Burke	Drummer	Billings
vs. American	Canada	Hayes	Burke	Drummer	Billings
vs. Creighton	Canada	Hayes	Burke	Drummer	Billings
vs. #8 Texas					

SUPERLATIVE TEAM STATS

POINTS OFF TURNOVERS

TEAM	TOTAL	PER GAME
UCLA	599	18.2
OPP	403	12.2

SECOND CHANCE POINTS

TEAM	TOTAL	PER GAME
UCLA	472	14.3
OPP	330	10.0

POINTS IN THE PAINT

TEAM	TOTAL	PER GAME
UCLA	1111	33.7
OPP	836	25.3

FAST BREAK POINTS

TEAM	TOTAL	PER GAME
UCLA	274	8.3
OPP	121	3.7

BENCH POINTS

TEAM	TOTAL	PER GAME
UCLA	670	20.3
OPP	460	13.9

POINTS ON FREE THROWS

TEAM	TOTAL	PER GAME
UCLA	417	12.6
OPP	394	11.9

POINTS FROM 3-POINTERS

TEAM	TOTAL	PER GAME
UCLA	609	18.5
OPP	609	18.5

POINTS FROM 2-POINTERS

TEAM	TOTAL	PER GAME
UCLA	1458	44.2
OPP	1056	32.0

WELCOME TO PAULEY PAVILION

The complete renovation of UCLA's historic arena, Pauley Pavilion, took 33 months (from 2010-12) and cost just under $136 million. New Pauley Pavilion seats 13,800 fans – 1,000 more than the "old" Pauley Pavilion. Other key features of the renovated facility include a custom-designed video board, additional LED hustle boards, major increases in restrooms and a wider variety of concession stands. Here are a few key features, at a glance:

- New Pauley Pavilion houses a 16-foot by 12-foot, LED, High Definition Daktronics Video board perched above center court with all four sides visible to fans.
- In addition, there are LED hustle boards in each of the corners that track player statistics, as well as an LED ribbon board encircling the top of the arena.
- New Pauley Pavilion now has 154% more restrooms throughout the building, including on the event level.
- The pavilion's North side hosts a grand lobby that highlights the theme "Champions Made Here" as well as the multi-purpose Pavilion Club for game-day hospitality.
- Additional dining options include California Pizza Kitchen, Subway, Jersey Mike's, Jamba Juice, Pavilion Market, Joe Brewin Coffee Stand, the outdoor South Plaza and traditional fare.
- Not only does New Pauley Pavilion have a wider variety of concession stands, the arena now features a UCLA team store in the Northeast corner, operated by ASUCLA.
- New Pauley Pavilion includes nearly 100 monitors throughout the building, many of which are used to show the game telecast. Other monitors can be used as menu boards at numerous concession points.
- The renovation established 70,000 additional square feet of usable space than existed in the building's previous configuration. Additions include two state-of-the-art locker rooms with cherry wood lockers and adjacent lounge areas, a 24-seat film room, weight room and sports medicine room.
- Teams that called Pauley Pavilion home prior to the renovation (m/w basketball, m/w volleyball, and gymnastics) will continue to compete there. In addition, the 2013 NCAA Women's Gymnastics Championships and NCAA Men's Volleyball Championships took place in Pauley.



THE MO OSTIN BASKETBALL CENTER

In 2014, UCLA Athletics announced its efforts to raise private funds for a state-of-the-art basketball practice facility. Named after legendary music industry executive and philanthropist Morris "Mo" Ostin, the Mo Ostin Basketball Center is currently being constructed near Pauley Pavilion at the south end of the Los Angeles Tennis Center and officially opened on Oct. 26, 2017, less than three-and-a-half years after the campaign's launch.

The new The Mo Ostin Basketball Center is a comprehensive basketball practice facility located near Pauley Pavilion. Highlights of the new building design include:

- State-Of-The-Art basketball practice facility dedicated to honoring current and former UCLA Basketball student-athletes
- Practice gyms for both men's and women's programs
- Locker rooms for both men's and women's basketball programs
- Men's and women's basketball training area, weight room and film room
- Exclusive use for both men's and women's basketball programs and their student-athletes



UCLA CAREER RECORDS

POINTS

1)	Denise Curry (1978-81)	3,198
2)	**Jordin Canada (2014-18)**	**2,108**
3)	Maylana Martin (1997-00)	2,101
4)	Rehema Stephens (1990-92)	1,887
5)	Nirra Fields (2012-16)	1,867
6)	Noelle Quinn (2004-07)	1,829
7)	Natalie Williams (1991-94)	1,813
8)	Nikki Blue (2003-06)	1,797
9)	Anita Ortega (1976-79)	1,751
10)	**Monique Billings (2014-18)**	**1,732**
11)	Michelle Greco (1999-03)	1,707
12)	Ann Meyers (1975-78)	1,685
13)	Lisa Willis (2003-06)	1,677
14)	Dora Dome (1985-88)	1,589
15)	Atonye Nyingifa (2008-09, '10-14)	1,570
16)	Lindsey Pluimer (2005-08)	1,556
17)	Necie Thompson (1981-83)	1,536
18)	Anne Dean (1983-86)	1,364
19)	Markel Walker (2009-13)	1,339
20)	Doreena Campbell (2008-11)	1,283

REBOUNDS

1)	Denise Curry (1978-81)	1,310
2)	**Monique Billings (2014-18)**	**1,145**
3)	Natalie Williams (1991-94)	1,137
4)	Necie Thompson (1981-83)	940
5)	Maylana Martin (1997-00)	935
6)	Markel Walker (2010-13)	925
7)	Atonye Nyingifa (2008-09, '10-14)	920
8)	Ann Meyers (1975-78)	819
9)	Sandra VanEmbricqs (1987-90)	811
10)	Janae Hubbard (1997-00)	798

FIELD GOALS MADE

1)	Denise Curry (1978-81)	1,386
2)	Maylana Martin (1997-00)	775
3)	**Jordin Canada (2014-18)**	**748**
4)	Rehema Stephens (1990-92)	747
5)	Natalie Williams (1991-94)	745
6)	Nirra Fields (2012-16)	714
7)	Noelle Quinn (2004-07)	713
8)	Anita Ortega (1976-79)	705
9)	Ann Meyers (1975-78)	693
10)	Dora Dome (1985-88)	669

FIELD GOAL ATTEMPTS

1)	Denise Curry (1978-81)	2,283
2)	Nirra Fields (2012-16)	1,816
3)	**Jordin Canada (2014-18)**	**1,814**
4)	Rehema Stephens (1990-92)	1,807
5)	Noelle Quinn (2004-07)	1,649
6)	Anita Ortega (1976-79)	1,536
7)	Nikki Blue (2003-06)	1,522
8)	Dora Dome (1985-88)	1,495
9)	Michelle Greco (1999-03)	1,487
10)	Lisa Willis (2003-06)	1,443

FIELD GOAL PERCENTAGE (MIN. 4 M/G; 400 ATT.)

1)	Denise Curry (1978-81)	.607
2)	Kisa Hughes (1994-96)	.564
3)	Necie Thompson (1981-83)	.549
4)	Maylana Martin (1997-00)	.545
5)	Annette Keur (1984-85)	.540
6)	Natalie Williams (1991-94)	.528
7)	Jasmine Dixon (2009-11, '12-13)	.517
8)	Char Jones (1982-84)	.508
9)	Ann Meyers (1975-78)	.500
10)	Janae Hubbard (1997-99)	.499

FREE THROWS MADE

1)	Maylana Martin (1997-00)	550
2)	**Jordin Canada (2014-18)**	**503**
3)	Nikki Blue (2003-06)	455
4)	**Monique Billings (2014-18)**	**430**
5)	Denise Curry (1978-81)	426
6)	Atonye Nyingifa (2008-09, '10-14)	365
7)	Necie Thompson (1981-83)	360
8)	Anita Ortega (1976-79)	341
9)	Michelle Greco (1999-03)	336
10)	Rehema Stephens (1990-92)	326

FREE THROW ATTEMPTS

1)	Maylana Martin (1997-00)	797
2)	**Monique Billings (2014-18)**	**670**
3)	Necie Thompson (1981-83)	641
4)	Nikki Blue (2003-06)	637
5)	**Jordin Canada (2014-18)**	**631**
6)	Atonye Nyingifa (2008-09, '10-14)	536
7)	Anita Ortega (1976-79)	532
8)	Denise Curry (1978-81)	521
9)	Natalie Williams (1991-94)	511
10)	Markel Walker (2009-13)	484

FREE THROW % (MIN. ONE FT MADE/GAME)

1)	Denise Curry (1978-81)	.818
2)	Kari Korver (2012-13, 14-17)	.816
	Rachelle Roulier (1988-91)	.816
4)	Michelle Greco (1999-03)	.814
5)	Doreena Campbell (2008-11)	.808
	Lindsey Pluimer (2005-08)	.808
7)	**Jordin Canada (2014-18)**	**.797**
8)	Anne Dean (1983-86)	.788
9)	Jaime Brown (1985-88)	.786
10)	Ann Meyers (1975-78)	.785

ASSISTS

1)	**Jordin Canada (2014-18)**	**818**
2)	Erica Gomez (1996, 1998-00)	697
3)	Nikki Blue (2003-06)	602
4)	Ann Meyers (1975-78)	544
5)	Mary Hegarty (1981-84)	528
6)	Nicole Anderson (1990-93)	470
7)	Markel Walker (2009-13)	467
8)	Dianne Frierson (1977-80)	454
9)	Noelle Quinn (2004-07)	450
10)	Doreena Campbell (2008-11)	415

BLOCKED SHOTS

1)	**Monique Billings (2014-18)**	**225**
2)	Corinne Costa (2010-15)	179
3)	Ann Meyers (1975-78)	101
	Necie Thompson (1981-84)	101
5)	Natalie Williams (1991-94)	97
6)	Maylana Martin (1997-00)	96
7)	Sandra VanEmbricqs (1987-90)	95
8)	Lindsey Pluimer (2005-08)	93
9)	Lynn Kamrath (1989-92)	83
10)	Denise Curry (1978-81)	74

STEALS

1)	Ann Meyers (1975-78)	403
2)	Lisa Willis (2003-06)	372
3)	**Jordin Canada (2014-18)**	**339**
4)	Nikki Blue (2003-06)	325
5)	Michelle Greco (1999-03)	288
6)	Nicole Anderson (1990-93)	274
7)	Nirra Fields (2012-16)	264
8)	Markel Walker (2009-13)	262
9)	Sandra VanEmbricqs (1987-90)	258
10)	Tawana Grimes (1995-98)	256

20-POINT SCORING GAMES

1)	Denise Curry (1977-81)	94
2)	Rehema Stephens (1989-92)	50
3)	Natalie Williams (1990-94)	49
4)	Maylana Martin (1997-00)	46
5)	**Jordin Canada (2014-18)**	**40**
6)	Noelle Quinn (2004-07)	38
7)	Nirra Fields (2012-16)	36
	Ann Meyers (1974-78)	36
9)	Michelle Greco (1999-03)	35
10)	Anita Ortega (1975-79)	34

THREE-POINT SHOT ATTEMPTS

1)	Lisa Willis (2003-06)	710
2)	Kari Korver (2012-13, 14-17)	695
3)	Nirra Fields (2012-16)	453
4)	Thea Lemberger (2010-14)	388
5)	DeDe Mosman (1989-92)	361
6)	Michelle Greco (1999-03)	325
7)	Nikki Blue (2003-06)	321
8)	Rebekah Gardner (2009-12)	301
9)	**Jordin Canada (2014-18)**	**290**
10)	Whitney Jones (2000-04)	288

THREE-POINT SHOTS MADE

1)	Kari Korver (2012-13, 14-17)	256
	Lisa Willis (2003-06)	256
3)	Nirra Fields (2012-16)	138
4)	DeDe Mosman (1989-92)	136
5)	Thea Lemberger (2010-14)	117
6)	Melanie Pearson (1997-99)	115
7)	Nikki Blue (2003-06)	114
8)	Erica Tukiainen (2007-10)	103
9)	Michelle Greco (1999-03)	101
10)	**Jordin Canada (2014-18)**	**97**

THREE-PT. FIELD GOAL % (MIN. 100 ATT.)

1)	Melanie Pearson (1997-99; 115-287)	.401
2)	Shaina Zaidi (2004-07; 45-114)	.395
3)	Erica Tukiainen (2007-10; 103-265)	.389
4)	DeDe Mosman (1989-92; 136-361)	.377
5)	Kari Korver (2012-13, 14-17; 256-695)	.368
6)	Lisa Willis (2003-06; 256-710)	.361
7)	Doreena Campbell (2008-11; 85-236)	.360
8)	Nicole Kaczmarski (2000; 36-101)	.356
9)	Nikki Blue (2003-06; 114-321)	.355
10)	Lindsey Pluimer (2005-08; 84-238)	.353



Monique Billings

UCLA SEASON RECORDS

POINTS

1)	Denise Curry (36g, 1980-81)	930
2)	Denise Curry (30g, 1979-80)	855
3)	Denise Curry (34g, 1978-79)	803
4)	Rehema Stephens (28g, 1990-91)	709
5)	Denise Curry (30g, 1977-78)	610
6)	**Jordin Canada (34g, 2016-17)**	**606**
7)	Rehema Stephens (30g, 1991-92)	595
8)	Dora Dome (30g, 1987-88)	592
9)	Rehema Stephens (29g, 1989-90)	583
10)	Noelle Quinn (32g, 2005-06)	580
11)	Lisa Willis (32g, 2005-06)	570
12)	**Monique Billings (34g, 2016-17)**	**568**
13)	Maylana Martin (31g, 1998-99)	565
	Atonye Nyingifa (31g, 2013-14)	565
15)	Natalie Williams (24g, 1993-94)	561
16)	Necie Thompson (28g, 1981-82)	558
17)	**Jordin Canada (33g, 2017-18)**	**551**
18)	**Jordin Canada (34g, 2015-16)**	**549**
	Noelle Quinn (32g, 2006-07)	549
	Michelle Greco (29g, 2002-03)	549

REBOUNDS

1)	Denise Curry (36g, 1980-81)	360
2)	**Monique Billings (34g, 2016-17)**	**357**
3)	Denise Curry (34g, 1978-79)	340
4)	Denise Curry (30g, 1979-80)	337
5)	Necie Thompson (29g, 1982-83)	328
6)	**Monique Billings (33g, 2017-18)**	**319**
7)	Natalie Williams (23g, 1991-92)	318
8)	Necie Thompson (36g, 1980-81)	314
	Natalie Williams (24g, 1993-94)	314
10)	Natalie Williams (23g, 1992-93)	310
11)	Necie Thompson (28g, 1981-82)	298
12)	Maylana Martin (31g, 1998-99)	292
13)	**Monique Billings (35g, 2015-16)**	**285**
14)	Kisa Hughes (27g, 1994-95)	280
15)	Ann Meyers (29g, 1977-78)	278
	Sandra VanEmbricqs (29g, 1989-90)	278

FIELD GOALS MADE

1)	Denise Curry (36g, 1980-81)	390
2)	Denise Curry (30g, 1979-80)	361
3)	Denise Curry (34g, 1978-79)	355
4)	Denise Curry (30g, 1977-78)	280
5)	Rehema Stephens (28g, 1989-90)	273
6)	Dora Dome (30g, 1987-88)	252
7)	Natalie Williams (24g, 1993-94)	243
8)	Rehema Stephens (29g, 1989-90)	238
9)	Rehema Stephens (30g, 1991-92)	236
10)	Noelle Quinn (32g, 2005-06)	228

FIELD GOAL ATTEMPTS

1)	Denise Curry (36g, 1980-81)	647
2)	Rehema Stephens (28g, 1990-92)	617
3)	Denise Curry (30g, 1979-80)	599
4)	Rehema Stephens (29g, 1989-90)	596
5)	Rehema Stephens (30g, 1991-92)	594
6)	Denise Curry (34g, 1978-79)	586
7)	Michelle Greco (27g, 2000-01)	554
8)	Nirra Fields (36g, 2014-15)	547
9)	Dora Dome (30g, 1987-88)	512
10)	Noelle Quinn (32g, 2006-07)	507

FIELD GOAL PERCENTAGE

1)	Denise Curry (30g, 1977-78)	.621
2)	Denise Curry (34g, 1978-79)	.606
3)	Denise Curry (36g, 1980-81)	.603
4)	Denise Curry (30g, 1979-80)	.603
5)	Kisa Hughes (27g, 1995-96)	.577
6)	Natalie Williams (24g, 1993-94)	.570
7)	Kisa Hughes (27g, 1994-95)	.567
8)	Necie Thompson (28g, 1981-82)	.564
9)	Marja VanHelvoort (29g, 1983-84)	.562
10)	Natalie Williams (23g, 1991-92)	.560

FREE THROWS MADE

1)	**Monique Billings (34g, 2016-17)**	**154**
	Maylana Martin (31g, 1998-99)	154
3)	Atonye Nyingifa (28g, 2013-14)	152
4)	Denise Curry (36g, 1980-81)	150
5)	Maylana Martin (27g, 1996-97)	142
6)	**Jordin Canada (34g, 2016-17)**	**141**
7)	**Monique Billings (33g, 2017-18)**	**136**
	Nikki Blue (27g, 2004-05)	136
9)	Maylana Martin (29g, 1997-98)	134
10)	**Jordin Canada (34g, 2015-16)**	**133**
	Denise Curry (30g, 1979-80)	133

FREE THROW ATTEMPTS

1)	**Monique Billings (34g, 2016-17)**	**234**
2)	Atonye Nyingifa (28g, 2013-14)	233
3)	Necie Thompson (36g, 1980-81)	218
4)	Necie Thompson (28g, 1981-82)	217
5)	Maylana Martin (31g, 1998-99)	216
6)	Necie Thompson (29g, 1982-83)	206
7)	Maylana Martin (29g, 1999-00)	205
8)	Denise Curry (30g, 1980-81)	192
9)	**Monique Billings (33g, 2017-18)**	**190**
	Maylana Martin (27g, 1996-97)	190

FREE THROW % (MIN. ONE FT MADE/GAME)

1)	Anne Dean ('84-85, 68-74)	.919
2)	Denise Curry ('79-80, 133-149)	.893
3)	Jaime Brown ('87-88, 41-46)	.891
4)	Doreena Campbell ('09-10, 76-86)	.884
5)	Michelle Greco ('00-01, 77-89)	.865
6)	Michelle Greco ('99-00, 38-44)	.864
7)	Mary Hegarty ('81-82, 36-42)	.857
8)	Nicole Kaczmarski ('99-00, 58-69)	.841
	Rachelle Roulier ('87-88, 58-69)	.841
10)	Nicole Kornet ('16-17, 51-61)	.836

ASSISTS

1)	**Jordin Canada (34g, 2016-17)**	**242**
2)	Mary Hegarty (36g, 1980-81)	240
3)	**Jordin Canada (33g, 2017-18)**	**235**
4)	Erica Gomez (34g, 1998-99)	227
5)	**Jordin Canada (34g, 2015-16)**	**193**
6)	Nikki Blue (32g, 2005-06)	189
7)	Markel Walker (31g, 2012-13)	187
8)	Noelle Quinn (32g, 2006-07)	184
9)	Ann Meyers (29g, 1977-78)	182
10)	Angel Hardy (30g, 1984-85)	181

BLOCKED SHOTS

1)	**Monique Billings (34g, 2016-17)**	**66**
2)	Corinne Costa (34g, 2014-15)	61
3)	**Monique Billings (35g, 2015-16)**	**56**
4)	**Monique Billings (33g, 2017-18)**	**53**
	Necie Thompson (36g, 1980-81)	53
6)	Corinne Costa (21g, 2013-14)	52
7)	**Monique Billings (37g, 2014-15)**	**50**
	Corinne Costa (29g, 2011-12)	50
9)	Kristee Porter (22g, 2000-01)	39
10)	Maylana Martin (29g, 1999-00)	38

STEALS

1)	Ann Meyers (29g, 1977-78)	125
2)	Ann Meyers (23g, 1974-75)	119
3)	Lisa Willis (32g, 2005-06)	115
4)	**Jordin Canada (33g, 2017-18)**	**106**
5)	Lisa Willis (28g, 2004-05)	102
6)	Lisa Willis (30g, 2003-04)	100
	Nicole Anderson (27g, 1992-93)	100
8)	Detra Lockhart (27g, 1993-94)	97
9)	Nikki Blue (27g, 2004-05)	91
	Mary Hegarty (36g, 1980-81)	91

THREE-POINT SHOT ATTEMPTS

1)	Kari Korver (34g, 2016-17)	221
2)	Lisa Willis (28g, 2004-05)	194
3)	Lisa Willis (32g, 2005-06)	193
4)	Lisa Willis (30g, 2003-04)	189
5)	Kari Korver (35g, 2015-16)	185
6)	Kari Korver (37g, 2014-15)	179
7)	Nicole Kornet (33g, 2016-17)	173
8)	Michelle Greco (27g, 2000-01)	171
9)	Nirra Fields (31g, 2013-14)	165
10)	Thea Lemberger (29g, 2013-14)	155

THREE-POINT SHOTS MADE

1)	Kari Korver (34g, 2016-17)	77
2)	Kari Korver (37g, 2014-15)	74
3)	Lisa Willis (32g, 2005-06)	70
	Lisa Willis (28g, 2004-05)	70
	Lisa Willis (30g, 2003-04)	70
6)	Kari Korver (35g, 2015-16)	67
7)	Nirra Fields (31g, 2013-14)	50
	Michelle Greco (27g, 2000-01)	50
9)	**Jordin Canada (33g, 2017-18)**	**49**
	Erica Tukiainen (34g, 2009-10)	49
	Thea Lemberger (29g, 2013-14)	49
	Melanie Pearson (29g, 1997-98)	49
13)	**Kelli Hayes (33g, 2017-18)**	**48**

THREE-PT. FIELD GOAL % (MIN. 50 ATT.)

1)	Kellie Bennett ('94-95, 24-51)	.471
2)	Melanie Pearson ('97-98, 49-109)	.450
3)	Doreena Campbell ('07-08, 23-53)	.434
4)	Erica Tukiainen ('09-10, 49-114)	.430
5)	Melanie Pearson ('96-97, 26-62)	.419
6)	Nikki Blue ('05-06, 38-91)	.418
7)	Kari Korver ('14-15, 73-176)	.413
8)	Doreena Campbell ('09-10, 26-64)	.406
9)	Shaina Zaidi ('06-07, 38-94)	.404
	DeDe Mosman ('89-90, 36-89)	.404



Jordin Canada



THE MICHAEL PRICE FAMILY UCLA HEAD BASKETBALL COACH CORI CLOSE

Cori Close was named head women's basketball coach at UCLA on April 21, 2011, and is currently 149-85 (.637) overall. She entered her seventh season at the helm of the Bruins' program in 2017-18. She posted her 100th victory in a 95-47 win over Southern (Nov. 18). Close was named the 2016 United States Marine Corps/WBCA NCAA Division I Region 5 Co-Coach of the Year (with Arizona State's Charli Turner Thorne).

Close guided the Bruins to a 25-9 overall record in 2016-17, including a fourth-place finish in the Pac-12 with a 13-5 record (the No. 1 conference in the country in RPI for the second straight season). She also guided the Bruins to their first back-to-back Sweet Sixteen appearances in program history.

In 2015-16, Close led the Bruins to a 26-9 overall record and a third-place finish in the Pac-12 with a 14-4 record and guided the Bruins to the Sweet Sixteen for the first time since 1999.

She led the Bruins to their first WNIT Championship in school history in UCLA's first-ever appearance in the postseason tournament with a 62-60 win over West Virginia in Charleston, W.Va., on April 4, 2015. It marked UCLA's first postseason title of any kind since winning the Pac-10 Tournament in 2006.

This is the first head coaching assignment for Close, who has worked as associate head coach or assistant on teams that have advanced to the NCAA Tournament in 16 seasons, won at least 20 games in 16 of the previous 18 seasons and won or shared a total of 11 conference championships.

Close, who served on the Bruin coaching staff in 1994 and 1995, returns to Westwood after spending seven seasons as associate head coach at Florida State University. Considered one of the top offensive minds in the game, Close helped guide the Seminoles into a nationally-recognized program in her time. FSU ranked among the nation's top 30 teams in scoring, field goal percentage and three-point field goal percentage her last two seasons.

Florida State advanced to the NCAA Tournament in each of coach Close's seasons in Tallahassee and won at least 20 games in all but one. Point guard play and offensive efficiency were strong points under Close's direction. FSU shot at least .418 from the field in each of the last seven seasons and hit over 37% of its three-point attempts the last two seasons, including a school-record 212 made three-point shots in 2010.

In addition to her on-court tasks, Close was also instrumental in recruiting (she coached four first-team All-ACC Freshman team selections and five players selected in the WNBA draft while at FSU) while also working with the school's marketing department in their efforts to promote the program.

In 2010-11, Florida State posted a 24-8 record, finished third in the Atlantic Coast Conference with an 11-3 mark, was ranked No. 20 in the final ESPN/USA Today poll and advanced to the second round of the NCAA Tournament after matching the program's best tournament seed ever at No. 3. The 2010 FSU squad captured a share of the ACC regular season championship, set a school record with 29 wins and advanced to the Elite 8 of the NCAA Tournament for the first time in school history. Jacinta Monroe was selected in the first round of the WNBA draft, No. 6 overall, the highest of any FSU player.

The 2009 Seminole squad also won a share of the conference regular season crown and earned the highest seed into the NCAA Tournament in school history, at the time, at No. 3. The 2008 FSU team earned its highest regular season ranking ever in the polls to that point in time, at No. 18. In 2007, Florida State advanced to the Sweet 16 for the first time in school history and earned its highest ranking to that point, at No. 19, in the season's final national poll. In Close's initial season in Tallahassee, FSU posted its first 20-win campaign in 14 seasons.

Close joined the FSU staff after serving nine seasons (1995-2004), the last three as associate head coach, at her alma mater, UC Santa Barbara, class of 1993. Some of her duties included overseeing skill development of the players, on-court offensive coaching, recruiting and scheduling.

As UCSB's player development coordinator, Close's work led to such achievements as a 98 percent graduation rate, seven WNBA players, 15 professional players overseas, 12 Big West Conference MVPs, nine district All-Americans and one second-team All-American. Close was responsible for all offensive tactics, offensive instruction and game-time decisions which helped result in eight NCAA appearances, including three second round games and a trip to the Sweet 16, one NIT consolation championship and 10 Big West Conference regular season or tournament championships. The Gauchos landed three top-10 ranked recruiting classes during her tenure.

Close was also instrumental in fostering support and increasing revenue streams for the UCSB basketball program. She developed and implemented a comprehensive marketing plan, designed fundraising initiatives, coordinated speaking, community service and radio/television appearances and created a Fastbreakers booster program. Her efforts were rewarded in the women's hoops program becoming the largest revenue producer in the department of athletics.

Close began her collegiate coaching career at UCLA while serving in the role of the restricted earnings coach on the first staff of then-new head coach Kathy Olivier in the 1994 and 1995 seasons. She earned her Master's Degree in educational administration during her time at the University.

As a player, Close was a four-year starting point guard at UC Santa Barbara and captained the 1992 and 1993 teams which each advanced to the second round of the NCAA Tournament. A native of Milpitas, CA, she was a 1993 first-team all-Big West selection and the MVP of the 1993 Conference Tournament. Close was the first player in school history to record more than 1,000 points and 500 assists for a career and ranked among the top 10 in seven Gaucho statistical categories. She averaged a school-record 8.3 assists per game in 1993 which was among the top 10 marks in the nation that season. On April 30, 2005, Close was inducted into the UC Santa Barbara Athletics Hall of Fame.

COACH CLOSE CAREER HIGHLIGHTS

- Coached in 19 NCAA Tournaments
- Advanced to at least the 2nd round in her last 14 NCAA's
- Teams have advanced to six Sweet 16's and one Elite 8
- Teams have won at least 20 games in 19 of 25 seasons
- Teams have won or shared a total of 11 conference titles
- Helped Florida State win a school record 29 games in 2010
- Helped coach 11 players drafted by WNBA teams
- Won UCLA's first-ever postseason WNIT Championship in 2015

CLOSE YEAR-BY-YEAR RECORD AS HEAD COACH

Year	Record	School	Conf.	Finish	NCAA (NIT)
2017-18	26-7	UCLA	14-4	T-3rd	Sweet 16
2016-17	25-9	UCLA	13-5	4th	Sweet 16
2015-16	26-9	UCLA	14-4	T-3rd	Sweet 16
2014-15	19-18	UCLA	8-10	6th	(Champions)
2013-14	13-18	UCLA	7-11	8th	---
2012-13	26-8	UCLA	14-4	3rd	2nd Rd.
2011-12	14-16	UCLA	9-9	T-5th	---
Totals	**149-85, .637**		**79-47, .627**		

RECORD VS. ALL FOES AT UCLA

School	Record	School	Record	School	Record
American	1-0	Miami	0-1	South Carolina	0-2
Arizona	12-2	Michigan	3-0	Southern	1-0
Arizona State	9-3	Minnesota	1-0	Stetson	1-0
Auburn	0-1	Nebraska	0-2	Stanford	3-11
Baylor	1-2	North Carolina	0-2	Temple	0-1
Boise State	1-0	North Carolina A&T	1-0	Tennessee	0-1
California	6-9	North Carolina State	0-1	Tennessee Tech	1-0
Cal Poly	2-0	Northern Colorado	1-0	Texas	1-2
Cincinnati	1-0	Notre Dame	0-4	Texas A&M	1-0
Colgate	1-0	Oklahoma	2-1	Toledo	1-0
Colorado	8-3	Oklahoma State	0-1	UC Irvine	1-0
Connecticut	0-3	Oregon	6-7	UC Riverside	3-0
Creighton	2-0	Oregon State	6-8	UC Santa Barbara	2-0
CSU Bakersfield	2-0	Pacific	1-0	USC	9-5
CSUN	0-1	Pepperdine	2-0	USF	1-0
Fordham	1-0	Presbyterian College	1-0	Utah	11-0
Grand Canyon	1-0	Princeton	1-0	Washington	6-5
Hawai'i	2-0	Sacramento State	2-0	Washington State	9-2
Iowa	1-0	Saint John's	2-0	West Virginia	1-1
James Madison	1-2	Saint Joseph's	1-1	**Totals**	**149-85**
Kansas State	1-0	Saint Mary's	2-0		
LSU	0-1	Samford	1-0		
Louisiana Tech	1-0	San Diego	1-0		
Loyola Marymount	2-0	San Diego State	3-0		
McNeese State	1-0	San José State	1-0		
		Seton Hall	1-0		

RECORD AS ASSISTANT OR ASSOCIATE HEAD COACH

2010-11	24-8	Florida State	11-3	3rd	2nd Rd.
2009-10	29-6	Florida State	12-2	T-1st	Elite 8
2008-09	26-8	Florida State	12-2	T-1st	2nd Rd.
2007-08	19-14	Florida State	7-7	5th	2nd Rd.
2006-07	24-10	Florida State	10-4	4th	Sweet 16
2005-06	20-10	Florida State	10-4	4th	2nd Rd.
2004-05	24-8	Florida State	9-5	4th	2nd Rd.
2003-04	27-7	UCSB	17-1	1st	Sweet 16
2002-03	27-5	UCSB	15-1	1st	2nd Rd.
2001-02	26-6	UCSB	16-0	1st	2nd Rd.
2000-01	22-9	UCSB	12-2	1st	1st Rd.
1999-00	30-4	UCSB	15-0	1st	1st Rd.
1998-99	26-4	UCSB	15-0	1st	1st Rd.
1997-98	27-6	UCSB	14-1	1st	2nd Rd.
1996-97	24-6	UCSB	14-1	1st	1st Rd.
1995-96	24-7	UCSB	14-2	1st	---
1994-95	10-17	UCLA	5-13	T-8th	---
1993-94	15-12	UCLA	10-8	5th	---
Totals	**424-147, .743**		**218-56, .796**		

PLAYERS COACHED BY CLOSE IN WNBA DRAFT

Year	Name	Rd	Pick	Team
2016	Nirra Fields	3rd	32	Phoenix Mercury
2010	Jacinta Monroe	1st	6	Washington Mystics
2009	Britany Miller	2nd	18	Detroit Shock
	Tanae Davis-Cain	3rd	37	Detroit Shock
	Mara Freshour	3rd	38	Seattle Storm
2005	Kristen Mann	1st	11	Minnesota Lynx
	Roneeka Hodges	2nd	15	Houston Comets
2004	Lindsay Taylor	2nd	26	Houston Comets
2002	Kayte Christensen	3rd	40	Phoenix Mercury
2001	Erin Buescher	2nd	23	Minnesota Lynx
2000	Stacy Clinesmith	2nd	30	Sacramento Monarchs



#0 CHANTEL HORVAT

Freshman – G – 6-1
Geelong, Australia
(Geelong College)

SEASON HIGHS:

Category	Season High
Points	12 vs. San José State (Nov. 10)
Rebounds	10 vs. Arizona (Feb. 9)
Assists	5 vs. Creighton (Nov. 25)
Steals	3 at #20 California (Dec. 31)
Blocks	1 (6X), last at USC (Feb. 5)
FG Made	5 vs. San José State (Nov. 10)
FG Att.	9 (2X), last vs. Creighton (Nov. 25)
3PFG Made	2 (3X), last at Fordham (Dec. 20)
3PFG Att.	5 vs. Creighton (Nov. 25)
FT Made	3 vs. Creighton (Nov. 25)
FT Att.	6 vs. Creighton (Nov. 25)

CAREER HIGHS:

Category	Career High
Points	12 vs. San José State (11/10/17)
Rebounds	10 vs. Arizona (2/9/18)
Assists	5 vs. Creighton (11/25/17)
Steals	3 at #20 California (12/31/17)
Blocks	1 (6X), last at USC (2/5/18)
FG Made	5 vs. San José State (11/10/17)
FG Att.	9 (2X), last vs. Creighton (11/25/17)
3PFG Made	2 (3X), last at Fordham (12/20/17)
3PFG Att.	5 vs. Creighton (11/25/17)
FT Made	3 vs. Creighton (11/25/17)
FT Att.	6 vs. Creighton (11/25/17)

STATISTICAL RANKINGS:

Category	All Games
---	---

KEY: (P) Pac-12 ranking; (N) National ranking

MISCELLANEOUS:

Category	2017-18	Career
Double-Doubles	0	0
Double-Figure Points	3	3
Double-Figure Rebounds	0	0
30-Point Games	0	0
20-Point Games	0	0
Led Team in Scoring	0	0
Led Team in Rebounds	0	0
Led Team in Assists	2	2

CHANTEL HORVAT'S 2017-18 GAME-BY-GAME STATISTICS:

				Total		3-Pointers		Free throws		Rebounds											
Opponent	Date	gs	min	fg-fga	pct	3fg-fga	pct	ft-fta	pct	off	def	tot	avg	pf	a	t/o	blk	stl	pts	avg
SAN JOSE STATE	11/10/17		14	5-7	.714	1-2	.500	1-2	.500	1	3	4	4.0	3	1	0	0	0	12	12.0
PRESBYTERIAN COLLEG	11/12/17		16	4-5	.800	2-2	1.000	0-0	.000	1	1	2	3.0	3	3	2	0	0	10	11.0
#3 BAYLOR	11/18/17		12	1-4	.250	1-3	.333	0-0	.000	1	0	1	2.3	4	0	1	0	2	3	8.3
#1 UCONN	11/21/17		27	4-9	.444	0-2	.000	0-0	.000	1	0	1	2.0	2	0	1	1	1	8	8.3
vs Kansas State	11/24/17		30	1-9	.111	0-3	.000	1-3	.333	5	1	6	2.8	4	2	4	0	0	3	7.2
vs Creighton	11/25/17		24	2-5	.400	2-5	.400	3-6	.500	1	1	2	2.7	3	5	1	1	1	9	7.5
UC RIVERSIDE	11/28/17		24	1-5	.200	1-2	.500	1-2	.500	2	3	5	3.0	2	2	1	0	1	4	7.0
UC SANTA BARBARA	12/03/17		21	3-4	.750	1-2	.500	0-0	.000	2	1	3	3.0	3	2	3	0	1	7	7.0
at Oklahoma State	12/08/17		18	2-5	.400	1-3	.333	0-0	.000	1	1	2	2.9	3	0	1	0	0	5	6.8
at Seton Hall	12/17/17		9	1-2	.500	0-1	.000	0-0	.000	1	2	3	2.9	2	1	2	0	0	2	6.3
at Fordham	12/20/17		21	3-6	.500	2-4	.500	2-3	.667	1	2	3	2.9	2	3	4	0	1	10	6.6
at Stanford	12/29/17		11	0-5	.000	0-3	.000	0-0	.000	1	2	3	2.9	0	0	0	0	0	0	6.1
at #20 California	12/31/17		21	4-8	.500	1-2	.500	0-0	.000	0	3	3	2.9	0	0	1	0	3	9	6.3
#16 OREGON STATE	01/05/18		23	2-6	.333	1-2	.500	0-0	.000	2	1	3	2.9	2	3	1	1	1	5	6.2
#9 OREGON	01/07/18		7	0-4	.000	0-2	.000	0-0	.000	0	0	0	2.7	2	0	0	0	0	0	5.8
at UTAH	01/12/18		11	2-4	.500	1-2	.500	0-0	.000	1	3	4	2.8	0	0	0	1	0	5	5.8
at Colorado	01/14/18		20	2-7	.286	1-4	.250	0-0	.000	1	3	4	2.9	2	2	0	0	1	5	5.7
#21 CALIFORNIA	01/19/18		19	2-5	.400	0-3	.000	2-2	1.000	1	2	3	2.9	1	1	2	1	0	6	5.7
STANFORD	01/21/18		21	2-4	.500	1-3	.333	0-0	.000	1	2	3	2.9	3	0	0	0	0	5	5.7
at Washington	01/26/18		15	1-3	.333	0-1	.000	1-2	.500	2	0	2	2.9	1	1	1	0	0	3	5.6
at Washington State	01/28/18		12	1-5	.200	0-1	.000	0-0	.000	0	0	0	2.7	2	0	0	0	1	2	5.4
USC	02/02/18		5	0-0	.000	0-0	.000	0-0	.000	0	0	0	2.6	1	0	1	0	0	0	5.1
at USC	02/05/18		15	3-4	.750	1-2	.500	0-0	.000	0	1	1	2.5	0	0	2	1	0	7	5.2
ARIZONA	02/09/18		22	2-6	.333	1-4	.250	0-2	.000	4	6	10	2.8	1	1	5	0	2	5	5.2
#25 ARIZONA STATE	02/11/18		4	0-1	.000	0-1	.000	0-0	.000	1	0	1	2.8	1	1	0	0	0	0	5.0
at #15 Oregon State	02/16/18		13	0-3	.000	0-1	.000	0-0	.000	1	0	1	2.7	3	1	0	0	0	0	4.8
at #8 Oregon	02/19/18		9	0-2	.000	0-1	.000	0-0	.000	0	0	0	2.6	1	2	2	0	0	0	4.6
COLORADO	02/22/18		14	3-6	.500	1-3	.333	0-0	.000	1	3	4	2.6	3	1	0	0	0	7	4.7
UTAH	02/24/18		7	0-0	.000	0-0	.000	0-0	.000	0	0	0	2.6	1	1	1	0	0	0	4.6
vs California	03/02/18		15	0-3	.000	0-2	.000	2-2	1.000	2	2	4	2.6	0	2	0	1	0	2	4.5
vs #6 Oregon	03/03/18		19	1-4	.250	1-3	.333	0-0	.000	2	3	5	2.7	2	3	1	0	0	3	4.4
AMERICAN	03/17/18		2	0-0	.000	0-0	.000	0-0	.000	0	0	0	2.6	1	0	0	0	0	0	4.3
CREIGHTON	03/19/18		2	0-0	.000	0-0	.000	0-0	.000	0	0	0	2.5	0	0	0	0	0	0	4.2
Totals		0	503	52-141	.369	20-69	.290	13-24	.542	37	46	83	2.5	58	38	37	7	15	137	4.2

Games played: 33
Minutes/game: 15.2
Points/game: 4.2
FG Pct: 36.9
3FG Pct: 29.0
FT Pct: 54.2

Rebounds/game: 2.5
Assists/game: 1.2
Turnovers/game: 1.1
Assist/turnover ratio: 1.0
Steals/game: 0.5
Blocks/game: 0.2

CHANTEL HORVAT'S CAREER STATISTICS:

			Total		3-Point		F-Throws		Rebounds										Scoring	
Season	gp-gs	min/avg	fg-fga	pct	fg-fga	pct	ft-fta	pct	off	def	tot	avg	pf	fo	ast	to	blk	stl	pts	avg
2017-18	33-0	503/15.2	52-141	.369	20-69	.290	13-24	.542	37	46	83	2.5	58	0	38	37	7	15	137	4.2
TOTAL	33-0	503/15.2	52-141	.369	20-69	.290	13-24	.542	37	46	83	2.5	58	0	38	37	7	15	137	4.2



#1 KAYLA OWENS

Freshman – G – 6-1
Houston, Texas
(Langham Creek HS)

Out for Season

SEASON HIGHS:

Category	Season High
Points	8 (2X), last vs. UC Riverside (Nov. 28)
Rebounds	2 (2X), last vs. UC Riverside (Nov. 28)
Assists	5 vs. Presbyterian College (Nov. 12)
Steals	3 vs. UC Riverside (Nov. 28)
Blocks	1 vs. San José State (Nov. 10)
FG Made	3 (3X), last vs. UC Riverside (Nov. 28)
FG Att.	7 vs. Creighton (Nov. 25)
3PFG Made	2 vs. UC Riverside (Nov. 28)
3PFG Att.	5 vs. Creighton (Nov. 25)
FT Made	1 vs. Creighton (Nov. 25)
FT Att.	2 vs. Creighton (Nov. 25)

CAREER HIGHS:

Category	Career High
Points	8 (2X), last vs. UC Riverside (11/28/17)
Rebounds	2 (2X), last vs. UC Riverside (11/28/17)
Assists	5 vs. Presbyterian College (11/12/17)
Steals	3 vs. UC Riverside (11/28/17)
Blocks	1 vs. San José State (11/10/17)
FG Made	3 (3X), last vs. UC Riverside (11/28/17)
FG Att.	7 vs. Creighton (11/25/17)
3PFG Made	2 vs. UC Riverside (11/28/17)
3PFG Att.	5 vs. Creighton (11/25/17)
FT Made	1 vs. Creighton (11/25/17)
FT Att.	2 vs. Creighton (11/25/17)

STATISTICAL RANKINGS:

Category	All Games
---	---

KEY: (P) Pac-12 ranking; (N) National ranking

MISCELLANEOUS:

Category	2017-18	Career
Double-Doubles	0	0
Double-Figure Points	0	0
Double-Figure Rebounds	0	0
30-Point Games	0	0
20-Point Games	0	0
Led Team in Scoring	0	0
Led Team in Rebounds	0	0
Led Team in Assists	1	1

KAYLA OWENS' 2017-18 GAME-BY-GAME STATISTICS:

				Total		3-Pointers		Free throws		Rebounds										
Opponent	Date	gs	min	fg-fga	pct	3fg-fga	pct	ft-fta	pct	off	def	tot	avg	pf	a	t/o	blk	stl	pts	avg
SAN JOSE STATE	11/10/17		13	3-5	.600	1-3	.333	0-0	.000	0	0	0	0.0	2	3	2	1	0	7	7.0
PRESBYTERIAN COLLEG	11/12/17		17	2-4	.500	0-1	.000	0-0	.000	0	0	0	0.0	2	5	2	0	0	4	5.5
#3 BAYLOR	11/18/17		2	0-1	.000	0-1	.000	0-0	.000	0	0	0	0.0	0	0	0	0	0	0	3.7
#1 UCONN	11/21/17		2	0-0	.000	0-0	.000	0-0	.000	0	1	1	0.3	0	0	0	0	0	0	2.8
vs Kansas State	11/24/17		7	0-1	.000	0-1	.000	0-0	.000	1	0	1	0.4	1	0	2	0	0	0	2.2
vs Creighton	11/25/17		7	3-7	.429	1-5	.200	1-2	.500	1	1	2	0.7	0	1	1	0	0	8	3.2
UC RIVERSIDE	11/28/17		19	3-4	.750	2-3	.667	0-0	.000	0	2	2	0.9	2	3	1	0	3	8	3.9
UC SANTA BARBARA	12/03/17		6	1-3	.333	0-2	.000	0-0	.000	1	0	1	0.9	0	0	1	0	0	2	3.6
Totals		0	73	12-25	.480	4-16	.250	1-2	.500	3	4	7	0.9	7	12	9	1	3	29	3.6

Games played: 8
Minutes/game: 9.1
Points/game: 3.6
FG Pct: 48.0
3FG Pct: 25.0
FT Pct: 50.0

Rebounds/game: 0.9
Assists/game: 1.5
Turnovers/game: 1.1
Assist/turnover ratio: 1.3
Steals/game: 0.4
Blocks/game: 0.1

KAYLA OWENS' CAREER STATISTICS:

			Total		3-Point		F-Throws		Rebounds										Scoring	
Season	gp-gs	min/avg	fg-fga	pct	fg-fga	pct	ft-fta	pct	off	def	tot	avg	pf	fo	ast	to	blk	stl	pts	avg
2017-18	8-0	73/9.1	12-25	.480	4-16	.250	1-2	.500	3	4	7	0.9	7	0	12	9	1	3	29	3.6
TOTAL	8-0	73/9.1	12-25	.480	4-16	.250	1-2	.500	3	4	7	0.9	7	0	12	9	1	3	29	3.6



#3 JORDIN CANADA

Senior – G – 5-6
Los Angeles, California
(Windward HS)

SEASON HIGHS:

Category	Season High
Points	28 at Oklahoma State (Dec. 8)
Rebounds	7 (2X), last at Oklahoma State (Dec. 8)
Assists	14 vs. Utah (Feb. 24)
Steals	11 vs. San José State (Nov. 10)
Blocks	---
FG Made	11 at Oklahoma State (Dec. 8)
FG Att.	28 at Stanford (Dec. 29)
3PFG Made	4 vs. San José State (Nov. 10)
3PFG Att.	8 (4X), last vs. #6 Oregon (Mar. 3)
FT Made	11 (3X), last vs. California (Mar. 2)
FT Att.	14 vs. Stanford (Jan. 21)

CAREER HIGHS:

Category	Career High
Points	31 at West Virginia (4/4/15)
Rebounds	12 vs. Pacific (11/11/16)
Assists	16 vs. Boise State (3/18/17)
Blocks	2 vs. Colorado (2/6/15)
Steals	11 vs. San José State (11/10/17)
FG Made	12 vs. Oregon State (3/4/17)
FG Att.	28 (2X), last at Stanford (12/29/17)
3PFG Made	4 (2X), last vs. San José State (11/10/17)
3PFG Att.	8 (4X), last vs. #6 Oregon (3/3/18)
FT Made	13 at West Virginia (4/4/15)
FT Att.	15 at West Virginia (4/4/15)

STATISTICAL RANKINGS:

Category	All Games
Scoring	16.7 ppg (P-7; N-129)
Assists	7.1 apg (P-2; N-7)
Steals	3.2 spg (P-1; N-11)
Free Throw Pct	.818 (P-2; N-88)
3-Pt. FG Pct	.395 (P-9)
Assist/Turnover	2.8 (P-3; N-18)
Triple-Doubles	1 (P-2; N-5)

KEY: (P) Pac-12 ranking; (N) National ranking

MISCELLANEOUS:

Category	2017-18	Career
Double-Doubles	8	20
Triple-Doubles	1	2
Double-Figure Points	29	116
Double-Figure Rebounds	0	5
Double-Figure Assists	9	17
30-Point Games	0	2
20-Point Games	13	40
Led Team in Scoring	18	59
Led Team in Rebounds	1	9
Led Team in Assists	29	114

JORDIN CANADA'S 2017-18 GAME-BY-GAME STATISTICS:

				Total		3-Pointers		Free throws		Rebounds											
Opponent	Date	gs	min	fg-fga	pct	3fg-fga	pct	ft-fta	pct	off	def	tot	avg	pf	a	t/o	blk	stl	pts	avg
SAN JOSE STATE	11/10/17	*	27	10-12	.833	4-4	1.000	2-2	1.000	0	6	6	6.0	3	10	0	0	11	26	26.0
PRESBYTERIAN COLLEG	11/12/17	*	13	3-5	.600	0-1	.000	0-0	.000	0	0	0	3.0	0	1	0	0	2	6	16.0
#3 BAYLOR	11/18/17	*	39	7-16	.438	3-6	.500	3-4	.750	0	1	1	2.3	2	13	4	0	0	20	17.3
#1 UCONN	11/21/17	*	40	5-16	.313	3-8	.375	2-2	1.000	3	3	6	3.3	3	4	4	0	5	15	16.8
vs Kansas State	11/24/17	*	25	3-8	.375	0-4	.000	0-0	.000	0	5	5	3.6	4	6	3	0	5	6	14.6
vs Creighton	11/25/17	*	33	2-6	.333	0-1	.000	1-2	.500	2	5	7	4.2	2	2	1	0	2	5	13.0
UC RIVERSIDE	11/28/17	*	29	4-9	.444	2-5	.400	0-0	.000	0	1	1	3.7	1	7	1	0	4	10	12.6
UC SANTA BARBARA	12/03/17	*	36	7-13	.538	0-0	.000	0-0	.000	1	5	6	4.0	2	5	2	0	6	14	12.8
at Oklahoma State	12/08/17	*	40	11-23	.478	1-4	.250	5-5	1.000	0	7	7	4.3	3	7	2	0	2	28	14.4
at Seton Hall	12/17/17	*	36	5-13	.385	0-2	.000	1-2	.500	2	3	5	4.4	3	10	1	0	2	11	14.1
at Fordham	12/20/17	*	30	7-9	.778	0-0	.000	2-3	.667	0	4	4	4.4	1	6	0	0	4	16	14.3
at Stanford	12/29/17	*	39	7-28	.250	2-6	.333	4-5	.800	1	3	4	4.3	4	6	3	0	7	20	14.8
at #20 California	12/31/17	*	32	5-8	.625	2-4	.500	4-4	1.000	0	3	3	4.2	2	9	4	0	2	16	14.8
#16 OREGON STATE	01/05/18	*	22	5-10	.500	0-1	.000	1-2	.500	1	3	4	4.2	2	6	2	0	1	11	14.6
#9 OREGON	01/07/18	*	36	6-19	.316	3-8	.375	4-6	.667	0	3	3	4.1	5	6	4	0	2	19	14.9
at UTAH	01/12/18	*	34	6-14	.429	0-2	.000	8-10	.800	1	1	2	4.0	0	8	3	0	4	20	15.2
at Colorado	01/14/18	*	29	5-10	.500	0-1	.000	0-0	.000	0	1	1	3.8	0	11	1	0	3	10	14.9
#21 CALIFORNIA	01/19/18	*	33	5-12	.417	3-4	.750	0-0	.000	1	0	1	3.7	2	3	4	0	2	13	14.8
STANFORD	01/21/18	*	28	4-12	.333	2-4	.500	11-14	.786	0	3	3	3.6	1	5	6	0	2	21	15.1
at Washington	01/26/18	*	33	9-15	.600	2-3	.667	2-4	.500	0	5	5	3.7	2	5	2	0	2	22	15.5
at Washington State	01/28/18	*	37	6-14	.429	0-3	.000	7-8	.875	1	3	4	3.7	0	3	4	0	2	19	15.6
USC	02/02/18	*	36	5-8	.625	3-3	1.000	3-4	.750	0	3	3	3.7	1	9	6	0	2	16	15.6
at USC	02/05/18	*	35	3-11	.273	1-2	.500	11-13	.846	0	3	3	3.7	3	8	2	0	3	18	15.7
ARIZONA	02/09/18	*	18	2-4	.500	1-2	.500	2-2	1.000	0	2	2	3.6	3	4	3	0	2	7	15.4
#25 ARIZONA STATE	02/11/18	*	33	7-17	.412	2-6	.333	0-0	.000	2	0	2	3.5	2	10	0	0	3	16	15.4
at #15 Oregon State	02/16/18	*	43	9-25	.360	3-8	.375	0-0	.000	0	4	4	3.5	3	5	3	0	1	21	15.6
at #8 Oregon	02/19/18	*	45	9-17	.529	3-7	.429	5-5	1.000	0	1	1	3.4	4	13	3	0	4	26	16.0
COLORADO	02/22/18	*	38	6-13	.462	2-5	.400	6-6	1.000	1	5	6	3.5	2	11	3	0	1	20	16.1
UTAH	02/24/18	*	42	8-19	.421	2-6	.333	4-6	.667	1	4	5	3.6	1	14	3	0	3	22	16.3
vs California	03/02/18	*	36	8-21	.381	0-3	.000	11-12	.917	1	2	3	3.6	4	5	1	0	5	27	16.7
vs #6 Oregon	03/03/18	*	39	7-20	.350	3-8	.375	2-4	.500	1	2	3	3.5	0	4	6	0	4	19	16.8
AMERICAN	03/17/18	*	37	3-10	.300	2-3	.667	2-2	1.000	0	2	2	3.5	2	11	2	0	3	10	16.6
CREIGHTON	03/19/18	*	31	6-7	.857	0-0	.000	9-10	.900	2	4	6	3.6	0	8	2	0	5	21	16.7
Totals		33	1104	195-444	.439	49-124	.395	112-137	.818	21	97	118	3.6	67	235	85	0	106	551	16.7

Games played: 33
Minutes/game: 33.5
Points/game: 16.7
FG Pct: 43.9
3FG Pct: 39.5
FT Pct: 81.8

Rebounds/game: 3.6
Assists/game: 7.1
Turnovers/game: 2.6
Assist/turnover ratio: 2.8
Steals/game: 3.2

JORDIN CANADA'S CAREER STATISTICS:

			Total		3-Point		F-Throws		Rebounds										Scoring	
Season	gp-gs	min/avg	fg-fga	pct	fg-fga	pct	ft-fta	pct	off	def	tot	avg	pf	fo	ast	to	blk	stl	pts	avg
2014-15	34-30	1024/30.1	141-375	.376	3-23	.130	117-151	.775	20	96	116	3.4	70	1	148	120	3	69	402	11.8
2015-16	34-34	1164/34.2	200-493	.406	16-61	.262	133-174	.764	36	98	134	3.9	75	2	193	109	2	79	549	16.1
2016-17	34-32	1173/34.5	218-502	.434	29-82	.354	141-169	.834	51	125	176	5.2	80	4	242	91	2	85	606	17.8
2017-18	33-33	1104/33.5	195-444	.439	49-124	.395	112-137	.818	21	97	118	3.6	67	1	235	85	0	106	551	16.7
TOTAL	135-129	4465/33.1	754-1814	.416	97-290	.334	503-631	.797	128	416	544	4.0	292	8	818	405	7	339	2108	15.6



#4 ASHLEY HEARN

Junior – F – 6-4
Rowlett, Texas
(Sachse HS)

Out for Season

SEASON HIGHS:

Category	*Season High*
Points	---
Rebounds	---
Assists	---
Steals	---
Blocks	---
FG Made	---
FG Att.	---
3PFG Made	---
3PFG Att.	---
FT Made	---
FT Att.	---

CAREER HIGHS:

Category	*Career High*
Points	6 at North Carolina A&T (12/20/16)
Rebounds	6 vs. James Madison (11/20/15)
Assists	2 at Sacramento State (12/18/15)
Blocks	4 (3X), last vs. Arizona (1/29/17)
Steals	2 (2X), last vs. Pacific (11/11/16)
FG Made	3 at North Carolina A&T (12/20/16)
FG Att.	6 vs. James Madison (11/20/15)
3PFG Made	---
3PFG Att.	---
FT Made	1 (3X), last vs. WSU (2/19/17)
FT Att.	3 vs. Hawai'i (12/4/16)

STATISTICAL RANKINGS:

Category	*All Games*
---	---

KEY: (P) Pac-12 ranking; (N) National ranking

MISCELLANEOUS:

Category	*2017-18*	*Career*
Double-Doubles	0	0
Double-Figure Points	0	0
Double-Figure Rebounds	0	0
30-Point Games	0	0
20-Point Games	0	0
Led Team in Scoring	0	0
Led Team in Rebounds	0	0
Led Team in Assists	0	0

ASHLEY HEARN'S 2017-18 GAME-BY-GAME STATISTICS:

ASHLEY HEARN'S CAREER STATISTICS:

			Total		3-Point		F-Throws		Rebounds										Scoring	
Season	gp-gs	min/avg	fg-fga	pct	fg-fga	pct	ft-fta	pct	off	def	tot	avg	pf	fo	ast	to	blk	stl	pts	avg
2015-16	22-0	145/6.6	3-20	.150	0-0	.000	0-0	.000	6	21	27	1.2	18	0	8	17	12	6	6	0.3
2016-17	27-0	212/7.9	18-30	.600	0-0	.000	3-8	.375	11	32	43	1.6	31	1	2	14	29	8	39	1.4
TOTAL	49-0	357/7.3	21-50	.420	0-0	.000	3-8	.375	17	53	70	1.4	49	1	10	31	41	14	45	0.9



#5 LINDSEY CORSARO

RS-Freshman – G – 6-1
Indianapolis, Indiana
(Roncalli HS)

Out for Season

SEASON HIGHS:

Category	*Season High*
Points	7 vs. San José State (Nov. 10)
Rebounds	4 vs. San José State (Nov. 10)
Assists	---
Blocks	---
Steals	1 (2X), last vs. Presbyterian College (Nov. 12)
FG Made	1 vs. San José State (Nov. 10)
FG Att.	6 vs. San José State (Nov. 10)
3PFG Made	---
3PFG Att.	2 vs. San José State (Nov. 10)
FT Made	5 vs. San José State (Nov. 10)
FT Att.	5 vs. San José State (Nov. 10)

CAREER HIGHS:

Category	*Career High*
Points	7 vs. San José State (11/10/17)
Rebounds	4 vs. San José State (11/10/17)
Assists	1 vs. Hawai'i (12/4/16)
Blocks	---
Steals	1 (2X), last vs. Presbyterian College (11/12/17)
FG Made	1 (2X), last vs. San José State (11/10/17)
FG Att.	6 vs. San José State (11/12/17)
3PFG Made	1 vs. Hawai'i (12/4/16)
3PFG Att.	4 vs. Hawai'i (12/4/16)
FT Made	5 vs. San José State (11/10/17)
FT Att.	5 vs. San José State (11/10/17)

STATISTICAL RANKINGS:

Category	*All Games*
---	---

KEY: (P) Pac-12 ranking; (N) National ranking

MISCELLANEOUS:

Category	*2017-18*	*Career*
Double-Doubles	0	0
Double-Figure Points	0	0
Double-Figure Rebounds	0	0
30-Point Games	0	0
20-Point Games	0	0
Led Team in Scoring	0	0
Led Team in Rebounds	0	0
Led Team in Assists	0	0

LINDSEY CORSARO'S 2017-18 GAME-BY-GAME STATISTICS:

				Total		3-Pointers		Free throws		Rebounds										
Opponent	Date	gs	min	fg-fga	pct	3fg-fga	pct	ft-fta	pct	off	def	tot	avg	pf	a	t/o	blk	stl	pts	avg
SAN JOSE STATE	11/10/17	*	20	1-6	.167	0-2	.000	5-5	1.000	0	4	4	4.0	2	0	2	0	0	7	7.0
PRESBYTERIAN COLLEG	11/12/17		8	0-1	.000	0-0	.000	0-0	.000	0	2	2	3.0	3	0	1	0	1	0	3.5
Totals		1	28	1-7	.143	0-2	.000	5-5	1.000	0	6	6	3.0	5	0	3	0	1	7	3.5

Games played: 2
Minutes/game: 14.0
Points/game: 3.5
FG Pct: 14.3
3FG Pct: 0.0
FT Pct: 100.0

Rebounds/game: 3.0
Turnovers/game: 1.5
Steals/game: 0.5

LINDSEY CORSARO'S CAREER STATISTICS:

			Total		3-Point		F-Throws		Rebounds										Scoring	
Season	gp-gs	min/avg	fg-fga	pct	fg-fga	pct	ft-fta	pct	off	def	tot	avg	pf	fo	ast	to	blk	stl	pts	avg
2016-17	4-0	23/5.8	1-6	.167	1-5	.200	3-4	.750	0	3	3	0.8	3	0	1	1	0	1	6	1.5
2017-18	2-1	28/14.0	1-7	.143	0-2	.000	5-5	1.000	0	6	6	3.0	5	0	0	3	0	1	7	3.5
TOTAL	6-1	51/8.5	2-13	.154	1-7	.143	8-9	.889	0	9	9	1.5	8	0	1	4	0	2	13	2.2



#10 ALLY ROSENBLUM

Sophomore – F – 6-4
Newport Coast, California
(Mater Dei HS)

SEASON HIGHS:

Category	Season High
Points	8 vs. Presbyterian College (Nov. 12)
Rebounds	6 at Colorado (Jan. 14)
Assists	1 (3X), last vs. #16 Oregon State (Jan. 5)
Blocks	1 (4X), last at Colorado (Jan. 14)
Steals	1 (2X), last vs. Creighton (Mar. 19)
FG Made	3 vs. Presbyterian College (Nov. 12)
FG Att.	6 vs. San José State (Nov. 10)
3PFG Made	---
3PFG Att.	1 vs. San José State (Nov. 10)
FT Made	2 vs. Presbyterian College (Nov. 12)
FT Att.	2 (3X), last vs. UC Santa Barbara (Dec. 3)

CAREER HIGHS:

Category	Career High
Points	8 vs. Presbyterian College (11/12/17)
Rebounds	6 (4X), last at Colorado (1/14/18)
Assists	2 at North Carolina A&T (12/20/16)
Blocks	1 (5X), last at Oklahoma State (12/8/17)
Steals	1 (3X), last vs. Creighton (3/19/18)
FG Made	3 vs. Presbyterian College (11/12/17)
FG Att.	6 vs. San José State (11/12/17)
3PFG Made	1 vs. Pacific (11/11/16)
3PFG Att.	1 (3X), last vs. San José State (11/10/17)
FT Made	2 vs. Presbyterian College (11/12/17)
FT Att.	2 (6X), last vs. UC Santa Barbara (12/3/17)

STATISTICAL RANKINGS:

Category	All Games

KEY: (P) Pac-12 ranking; (N) National ranking

MISCELLANEOUS:

Category	2017-18	Career
Double-Doubles	0	0
Double-Figure Points	0	0
Double-Figure Rebounds	0	0
30-Point Games	0	0
20-Point Games	0	0
Led Team in Scoring	0	0
Led Team in Rebounds	0	0
Led Team in Assists	0	0

ALLY ROSENBLUM'S 2017-18 GAME-BY-GAME STATISTICS:

				Total		3-Pointers		Free throws		Rebounds										
Opponent	Date	gs	min	fg-fga	pct	3fg-fga	pct	ft-fta	pct	off	def	tot	avg	pf	a	t/o	blk	stl	pts	avg
SAN JOSE STATE	11/10/17		14	1-6	.167	0-1	.000	0-0	.000	1	2	3	3.0	1	0	0	0	0	2	2.0
PRESBYTERIAN COLLEG	11/12/17		11	3-4	.750	0-0	.000	2-2	1.000	1	0	1	2.0	1	1	0	1	0	8	5.0
vs Kansas State	11/24/17		6	0-0	.000	0-0	.000	1-2	.500	0	0	0	1.3	0	0	2	0	0	1	3.7
vs Creighton	11/25/17		6	0-1	.000	0-0	.000	0-0	.000	0	1	1	1.3	1	0	0	0	0	0	2.8
UC RIVERSIDE	11/28/17		10	1-4	.250	0-0	.000	0-0	.000	0	2	2	1.4	1	0	1	0	0	2	2.6
UC SANTA BARBARA	12/03/17		8	0-1	.000	0-0	.000	1-2	.500	3	2	5	2.0	2	1	3	1	0	1	2.3
at Oklahoma State	12/08/17		5	0-0	.000	0-0	.000	0-0	.000	0	0	0	1.7	2	0	0	1	1	0	2.0
at Fordham	12/20/17		8	0-0	.000	0-0	.000	0-0	.000	0	2	2	1.8	1	0	0	0	0	0	1.8
at Stanford	12/29/17		2	0-0	.000	0-0	.000	0-0	.000	0	0	0	1.6	0	0	0	0	0	0	1.6
at #20 California	12/31/17		3	1-2	.500	0-0	.000	0-0	.000	0	1	1	1.5	0	0	0	0	0	2	1.6
#16 OREGON STATE	01/05/18		9	1-3	.333	0-0	.000	0-0	.000	1	0	1	1.5	3	1	2	0	0	2	1.6
at Colorado	01/14/18		9	1-4	.250	0-0	.000	0-0	.000	1	5	6	1.8	1	0	0	1	0	2	1.7
STANFORD	01/21/18		0	0-0	.000	0-0	.000	0-0	.000	0	0	0	1.7	0	0	0	0	0	0	1.5
at Washington	01/26/18		5	1-2	.500	0-0	.000	0-0	.000	0	1	1	1.6	1	0	0	0	0	2	1.6
at Washington State	01/28/18		2	0-0	.000	0-0	.000	0-0	.000	0	0	0	1.5	0	0	0	0	0	0	1.5
USC	02/02/18		3	0-0	.000	0-0	.000	0-0	.000	0	0	0	1.4	2	0	0	0	0	0	1.4
at USC	02/05/18		2	0-0	.000	0-0	.000	0-0	.000	0	0	0	1.4	0	0	0	0	0	0	1.3
ARIZONA	02/09/18		9	1-2	.500	0-0	.000	0-0	.000	0	3	3	1.4	3	0	0	0	0	2	1.3
COLORADO	02/22/18		2	0-0	.000	0-0	.000	0-0	.000	0	0	0	1.4	0	0	0	0	0	0	1.3
CREIGHTON	03/19/18		6	0-3	.000	0-0	.000	0-0	.000	0	1	1	1.4	1	0	2	0	1	0	1.2
Totals		0	120	10-32	.313	0-1	.000	4-6	.667	7	20	27	1.4	20	3	10	4	2	24	1.2

Games played: 20
Minutes/game: 6.0
Points/game: 1.2
FG Pct: 31.3
3FG Pct: 0.0
FT Pct: 66.7

Rebounds/game: 1.4
Assists/game: 0.2
Turnovers/game: 0.5
Assist/turnover ratio: 0.3
Steals/game: 0.1
Blocks/game: 0.2

ALLY ROSENBLUM'S CAREER STATISTICS:

			Total		3-Point		F-Throws		Rebounds										Scoring	
Season	gp-gs	min/avg	fg-fga	pct	fg-fga	pct	ft-fta	pct	off	def	tot	avg	pf	fo	ast	to	blk	stl	pts	avg
2016-17	12-0	102/8.5	8-18	.444	1-3	.333	2-6	.333	11	22	33	2.8	17	0	4	3	1	1	19	1.6
2017-18	20-0	120/6.0	10-32	.313	0-1	.000	4-6	.667	7	20	27	1.4	20	0	3	10	4	2	24	1.2
TOTAL	32-0	222/6.9	18-50	.360	1-4	.250	6-12	.500	18	42	60	1.9	37	0	7	13	5	3	43	1.3



#11 LAJAHNA DRUMMER

RS-Junior – F – 6-1
Inglewood, California
(Long Beach Poly HS)

SEASON HIGHS:

Category	Season High
Points	15 vs. #25 Arizona State (Feb. 11)
Rebounds	14 (2X), last at Washington State (Jan. 28)
Assists	3 at #8 Oregon (Feb. 19)
Blocks	3 (2X), last vs. Utah (Feb. 24)
Steals	2 (4X), last vs. California (Mar. 14)
FG Made	7 vs. #26 Arizona State (Feb. 11)
FG Att.	12 vs. Creighton (Mar. 19)
3PFG Made	2 vs. #21 California (Jan. 19)
3PFG Att.	2 (6X), last vs. American (Mar. 17)
FT Made	7 vs. San José State (Nov. 10)
FT Att.	12 vs. San José State (Nov. 10)

CAREER HIGHS:

Category	Career High
Points	16 at Colorado (1/29/16)
Rebounds	14 (2X), last at Washington State (1/28/18)
Assists	4 at Sacramento State (12/18/15)
Blocks	3 (2X), last vs. Utah (2/24/18)
Steals	4 vs. California (1/25/15)
FG Made	7 vs. #25 Arizona State (2/11/18)
FG Att.	13 vs. Arizona (2/26/16)
3PFG Made	2 vs. #21 California (1/19/18)
3PFG Att.	2 (6X), last vs. American (3/17/18)
FT Made	11 at JMU (11/14/14)
FT Att.	12 vs. San José State (11/10/17)

STATISTICAL RANKINGS:

Category	All Games
Rebounds	6.8 rpg (P-14)
Def. Rebounds	4.5 drpg (P-13)
Off. Rebounds	2.3 orpg (P-11)

KEY: (P) Pac-12 ranking; (N) National ranking

MISCELLANEOUS:

Category	2017-18	Career
Double-Doubles	2	3
Double-Figure Points	9	17
Double-Figure Rebounds	7	13
30-Point Games	0	0
20-Point Games	0	0
Led Team in Scoring	0	0
Led Team in Rebounds	7	23
Led Team in Assists	0	0

LAJAHNA DRUMMER'S 2017-18 GAME-BY-GAME STATISTICS:

				Total		3-Pointers		Free throws		Rebounds											
Opponent	Date	gs	min	fg-fga	pct	3fg-fga	pct	ft-fta	pct	off	def	tot	avg	pf	a	t/o	blk	stl	pts	avg
SAN JOSE STATE	11/10/17		13	2-4	.500	1-1	1.000	7-12	.583	2	3	5	5.0	1	1	1	0	1	12	12.0
PRESBYTERIAN COLLEG	11/12/17	*	17	3-7	.429	0-0	.000	0-0	.000	3	4	7	6.0	2	0	3	0	0	6	9.0
#3 BAYLOR	11/18/17	*	24	3-4	.750	0-0	.000	2-2	1.000	2	7	9	7.0	4	1	0	3	2	8	8.7
#1 UCONN	11/21/17	*	25	0-2	.000	0-0	.000	0-0	.000	2	6	8	7.3	3	2	0	0	0	0	6.5
vs Kansas State	11/24/17	*	22	1-6	.167	1-2	.500	1-2	.500	3	7	10	7.8	4	0	1	0	0	4	6.0
vs Creighton	11/25/17	*	23	5-8	.625	0-1	.000	0-0	.000	2	1	3	7.0	4	0	1	0	1	10	6.7
UC RIVERSIDE	11/28/17	*	15	1-5	.200	0-1	.000	0-0	.000	2	5	7	7.0	2	0	4	1	1	2	6.0
UC SANTA BARBARA	12/03/17	*	20	4-7	.571	1-1	1.000	0-0	.000	2	3	5	6.8	1	1	2	0	1	9	6.4
at Oklahoma State	12/08/17	*	23	1-3	.333	0-1	.000	1-4	.250	4	3	7	6.8	4	0	1	1	2	3	6.0
at Seton Hall	12/17/17	*	12	0-5	.000	0-1	.000	0-0	.000	0	3	3	6.4	1	0	2	1	0	0	5.4
at Fordham	12/20/17	*	19	3-6	.500	0-0	.000	0-0	.000	1	6	7	6.5	3	1	1	0	0	6	5.5
at Stanford	12/29/17	*	19	1-1	1.000	0-0	.000	0-0	.000	0	0	0	5.9	0	1	0	0	0	2	5.2
at #20 California	12/31/17	*	19	3-8	.375	0-0	.000	0-0	.000	1	5	6	5.9	4	1	0	1	0	6	5.2
#16 OREGON STATE	01/05/18	*	18	4-9	.444	1-2	.500	1-2	.500	0	3	3	5.7	2	1	0	0	1	10	5.6
#9 OREGON	01/07/18	*	30	2-6	.333	0-0	.000	1-3	.333	7	7	14	6.3	3	0	2	1	0	5	5.5
at UTAH	01/12/18	*	14	2-3	.667	0-0	.000	2-2	1.000	1	4	5	6.2	4	0	2	0	0	6	5.6
at Colorado	01/14/18	*	14	3-6	.500	0-0	.000	4-6	.667	0	3	3	6.0	3	0	1	0	2	10	5.8
#21 CALIFORNIA	01/19/18	*	30	4-10	.400	2-2	1.000	2-2	1.000	3	4	7	6.1	3	0	2	0	0	12	6.2
STANFORD	01/21/18	*	33	1-8	.125	0-2	.000	1-2	.500	5	5	10	6.3	2	0	0	0	1	3	6.0
at Washington	01/26/18	*	18	1-2	.500	0-0	.000	0-0	.000	2	7	9	6.4	3	0	1	0	0	2	5.8
at Washington State	01/28/18	*	32	3-8	.375	1-2	.500	3-6	.500	5	9	14	6.8	2	1	1	1	0	10	6.0
USC	02/02/18	*	23	3-7	.429	0-0	.000	0-0	.000	1	5	6	6.7	1	0	0	1	0	6	6.0
at USC	02/05/18	*	28	4-8	.500	1-1	1.000	2-6	.333	4	7	11	6.9	3	0	2	1	1	11	6.2
ARIZONA	02/09/18	*	7	1-3	.333	0-0	.000	0-0	.000	0	0	0	6.6	2	0	0	1	0	2	6.0
#25 ARIZONA STATE	02/11/18	*	27	7-7	1.000	1-1	1.000	0-0	.000	1	7	8	6.7	4	0	1	0	1	15	6.4
at #15 Oregon State	02/16/18	*	30	2-6	.333	0-2	.000	1-2	.500	5	6	11	6.8	4	2	1	0	0	5	6.3
at #8 Oregon	02/19/18	*	27	4-7	.571	0-0	.000	0-0	.000	4	4	8	6.9	5	3	2	1	0	8	6.4
COLORADO	02/22/18	*	19	2-7	.286	0-0	.000	1-3	.333	2	2	4	6.8	1	0	0	0	1	5	6.4
UTAH	02/24/18	*	35	4-7	.571	1-1	1.000	0-2	.000	4	5	9	6.9	1	0	1	3	1	9	6.4
vs California	03/02/18	*	32	2-4	.500	0-1	.000	1-4	.250	1	10	11	7.0	2	0	2	1	2	5	6.4
vs #6 Oregon	03/03/18	*	26	0-3	.000	0-0	.000	0-0	.000	5	3	8	7.0	2	0	1	0	0	0	6.2
AMERICAN	03/17/18	*	18	4-7	.571	1-2	.500	0-0	.000	0	4	4	6.9	2	1	0	0	0	9	6.3
CREIGHTON	03/19/18	*	20	5-12	.417	0-2	.000	0-1	.000	3	1	4	6.8	4	0	0	1	1	10	6.4
Totals		32	732	85-196	.434	11-26	.423	30-61	.492	77	149	226	6.8	86	16	35	18	19	211	6.4

Games played: 33
Minutes/game: 22.2
Points/game: 6.4
FG Pct: 43.4
3FG Pct: 42.3
FT Pct: 49.2

Rebounds/game: 6.8
Assists/game: 0.5
Turnovers/game: 1.1
Assist/turnover ratio: 0.5
Steals/game: 0.6
Blocks/game: 0.5

LAJAHNA DRUMMER'S CAREER STATISTICS:

			Total		3-Point		F-Throws		Rebounds										Scoring	
Season	gp-gs	min/avg	fg-fga	pct	fg-fga	pct	ft-fta	pct	off	def	tot	avg	pf	fo	ast	to	blk	stl	pts	avg
2014-15	37-1	613/16.6	74-191	.387	0-0	.000	50-93	.538	71	112	183	4.9	89	4	14	49	14	21	198	5.4
2015-16	29-8	601/20.7	69-172	.401	0-1	.000	42-62	.677	63	94	157	5.4	68	4	16	41	8	24	180	6.2
2016-17	2-0	18/9.0	1-4	.250	0-0	.000	1-1	1.000	1	2	3	1.5	1	0	2	1	0	1	3	1.5
2017-18	33-32	732/22.2	85-196	.434	11-26	.423	30-61	.492	77	149	226	6.8	86	1	16	35	18	19	211	6.4
TOTAL	101-41	1964/19.4	229-563	.407	11-27	.407	123-217	.567	212	357	569	5.6	244	9	48	126	40	65	592	5.9



#21 MICHAELA ONYENWERE

Freshman – F – 5-11
Aurora, Colorado
(Grandview HS)

SEASON HIGHS:

Category	Season High
Points	20 at Utah (Jan. 12)
Rebounds	12 vs. Arizona (Feb. 9)
Assists	2 (4X), last vs. Creighton (Mar. 19)
Steals	5 vs. Presbyterian College (Nov. 12)
Blocks	2 (2X), last vs. #6 Oregon (Mar. 3)
FG Made	9 vs. San José State (Nov. 10)
FG Att.	15 (2X), last vs. Arizona (Feb. 9)
3PFG Made	1 vs. #1 UConn (Nov. 21)
3PFG Att.	2 (2X), last at Oklahoma State (Dec. 8)
FT Made	4 (3X), last at Washington (Jan. 26)
FT Att.	5 at Utah (Jan. 12)

CAREER HIGHS:

Category	Career High
Points	20 at Utah (1/12/18)
Rebounds	12 vs. Arizona (2/9/18)
Assists	2 (4X), last vs. Creighton (3/19/18)
Steals	5 vs. Presbyterian College (11/12/17)
Blocks	2 (2X), last vs. #6 Oregon (3/3/18)
FG Made	9 vs. San José State (11/10/17)
FG Att.	15 (2X), last vs. Arizona (2/9/18)
3PFG Made	1 vs. #1 UConn (11/21/17)
3PFG Att.	2 (2X), last at Oklahoma State (12/8/17)
FT Made	4 (3X), last at Washington (1/26/18)
FT Att.	5 at Utah (1/12/18)

STATISTICAL RANKINGS:

Category	All Games
Off. Rebounds	2.5 orpg (P-10)

KEY: (P) Pac-12 ranking; (N) National ranking

MISCELLANEOUS:

Category	2017-18	Career
Double-Doubles	3	3
Double-Figure Points	9	9
Double-Figure Rebounds	3	3
30-Point Games	0	0
20-Point Games	1	1
Led Team in Scoring	2	2
Led Team in Rebounds	5	5
Led Team in Assists	0	0

MICHAELA ONYENWERE'S 2017-18 GAME-BY-GAME STATISTICS:

				Total		3-Pointers		Free throws		Rebounds											
Opponent	Date	gs	min	fg-fga	pct	3fg-fga	pct	ft-fta	pct	off	def	tot	avg	pf	a	t/o	blk	stl	pts	avg
SAN JOSE STATE	11/10/17		18	9-15	.600	0-0	.000	1-2	.500	7	3	10	10.0	0	1	1	2	1	19	19.0
PRESBYTERIAN COLLEG	11/12/17		20	2-4	.500	0-0	.000	4-4	1.000	4	2	6	8.0	3	2	0	1	5	8	13.5
#3 BAYLOR	11/18/17		13	0-1	.000	0-0	.000	0-0	.000	2	2	4	6.7	1	0	1	0	0	0	9.0
#1 UCONN	11/21/17		11	2-4	.500	1-2	.500	0-0	.000	0	0	0	5.0	2	0	0	0	0	5	8.0
vs Kansas State	11/24/17		14	2-4	.500	0-0	.000	1-1	1.000	1	2	3	4.6	3	0	1	0	2	5	7.4
vs Creighton	11/25/17		14	1-3	.333	0-0	.000	2-2	1.000	0	2	2	4.2	0	0	0	1	0	4	6.8
UC RIVERSIDE	11/28/17		13	2-3	.667	0-0	.000	1-1	1.000	1	0	1	3.7	1	0	2	0	3	5	6.6
UC SANTA BARBARA	12/03/17		20	5-10	.500	0-1	.000	2-2	1.000	5	1	6	4.0	0	0	1	0	4	12	7.3
at Oklahoma State	12/08/17		22	3-9	.333	0-2	.000	3-4	.750	6	2	8	4.4	2	0	2	0	0	9	7.4
at Seton Hall	12/17/17	*	31	7-9	.778	0-0	.000	0-0	.000	1	8	9	4.9	1	2	1	0	1	14	8.1
at Fordham	12/20/17		15	2-6	.333	0-0	.000	0-0	.000	3	3	6	5.0	0	0	2	1	0	4	7.7
at Stanford	12/29/17		23	1-5	.200	0-0	.000	0-0	.000	2	1	3	4.8	4	0	1	0	0	2	7.3
at #20 California	12/31/17		18	2-5	.400	0-0	.000	1-1	1.000	2	0	2	4.6	4	2	1	1	0	5	7.1
#16 OREGON STATE	01/05/18		16	6-11	.545	0-0	.000	0-0	.000	5	1	6	4.7	1	1	1	0	2	12	7.4
#9 OREGON	01/07/18		14	1-2	.500	0-0	.000	1-2	.500	1	0	1	4.5	2	0	1	1	4	3	7.1
at UTAH	01/12/18		30	8-16	.500	0-0	.000	4-5	.800	6	5	11	4.9	4	0	1	1	2	20	7.9
at Colorado	01/14/18		23	5-12	.417	0-0	.000	1-1	1.000	2	7	9	5.1	3	0	1	1	2	11	8.1
#21 CALIFORNIA	01/19/18		10	0-0	.000	0-0	.000	0-0	.000	0	3	3	5.0	0	1	1	0	0	0	7.7
STANFORD	01/21/18		7	0-3	.000	0-0	.000	0-0	.000	0	0	0	4.7	1	0	1	0	2	0	7.3
at Washington	01/26/18		19	4-5	.800	0-0	.000	4-4	1.000	3	4	7	4.9	5	1	1	0	1	12	7.5
at Washington State	01/28/18		8	2-3	.667	0-0	.000	1-2	.500	2	1	3	4.8	4	0	1	0	0	5	7.4
USC	02/02/18		17	0-4	.000	0-0	.000	0-0	.000	1	1	2	4.6	0	1	0	0	0	0	7.0
at USC	02/05/18		11	2-4	.500	0-0	.000	0-0	.000	1	3	4	4.6	2	0	0	0	0	4	6.9
ARIZONA	02/09/18		28	8-15	.533	0-0	.000	1-2	.500	7	5	12	4.9	2	1	1	0	2	17	7.3
#25 ARIZONA STATE	02/11/18		18	5-8	.625	0-0	.000	2-2	1.000	4	1	5	4.9	3	0	1	0	2	12	7.5
at #15 Oregon State	02/16/18		17	2-4	.500	0-0	.000	3-4	.750	3	1	4	4.9	0	0	0	1	1	7	7.5
at #8 Oregon	02/19/18		14	0-0	.000	0-0	.000	0-0	.000	1	3	4	4.9	0	0	0	0	0	0	7.2
COLORADO	02/22/18		22	3-7	.429	0-0	.000	2-2	1.000	4	4	8	5.0	2	0	1	0	1	8	7.3
UTAH	02/24/18		12	1-5	.200	0-0	.000	0-0	.000	2	0	2	4.9	3	1	1	1	1	2	7.1
vs California	03/02/18		11	1-5	.200	0-0	.000	0-0	.000	1	1	2	4.8	2	0	0	0	0	2	6.9
vs #6 Oregon	03/03/18		19	4-8	.500	0-0	.000	0-0	.000	1	4	5	4.8	1	1	0	2	1	8	6.9
AMERICAN	03/17/18		23	2-5	.400	0-0	.000	0-0	.000	1	5	6	4.8	1	1	0	0	0	4	6.8
CREIGHTON	03/19/18		15	2-3	.667	0-0	.000	1-2	.500	2	4	6	4.8	4	2	1	0	1	5	6.8
Totals		1	566	94-198	.475	1-5	.200	35-43	.814	81	79	160	4.8	61	17	26	13	38	224	6.8

Games played: 33
Minutes/game: 17.2
Points/game: 6.8
FG Pct: 47.5
3FG Pct: 20.0
FT Pct: 81.4

Rebounds/game: 4.8
Assists/game: 0.5
Turnovers/game: 0.8
Assist/turnover ratio: 0.7
Steals/game: 1.2
Blocks/game: 0.4

MICHAELA ONYENWERE'S CAREER STATISTICS:

			Total		3-Point		F-Throws		Rebounds										Scoring	
Season	gp-gs	min/avg	fg-fga	pct	fg-fga	pct	ft-fta	pct	off	def	tot	avg	pf	fo	ast	to	blk	stl	pts	avg
2017-18	33-1	566/17.2	94-198	.475	1-5	.200	35-43	.814	81	79	160	4.8	61	1	17	26	13	38	224	6.8
TOTAL	33-1	566/17.2	94-198	.475	1-5	.200	35-43	.814	81	79	160	4.8	61	1	17	26	13	38	224	6.8



#22 KENNEDY BURKE

Junior – G – 6-1
Northridge, California
(Sierra Canyon HS)

SEASON HIGHS:

Category	Season High
Points	19 vs. #3 Baylor (Nov. 18)
Rebounds	13 vs. San José State (Nov. 10)
Assists	5 (2X), last at Colorado (Jan. 14)
Blocks	3 vs. #25 Arizona State (Feb. 11)
Steals	5 (2X), last at Colorado (Jan. 14)
FG Made	7 (4X), last vs. California (Mar. 2)
FG Att.	21 at Oklahoma State (Dec. 8)
3PFG Made	3 (2X), last vs. Creighton (Mar. 19)
3PFG Att.	10 vs. #1 UConn (Nov. 21)
FT Made	6 at Colorado (Jan. 14)
FT Att.	6 (3X), last at Washington State (Jan. 28)

CAREER HIGHS:

Category	Career High
Points	23 (2X), last vs. USC (1/22/17)
Rebounds	13 vs. San José State (11/10/17)
Assists	9 vs. Texas A&M (3/20/17)
Blocks	4 (3X), last vs. WSU (2/19/17)
Steals	5 (3X), last at Colorado (1/14/18)
FG Made	9 vs. USC (1/22/17)
FG Att.	21 at Oklahoma State (12/8/17)
3PFG Made	5 vs. Southern (11/18/16)
3PFG Att.	10 vs. #1 UConn (11/21/17)
FT Made	9 vs. Notre Dame (11/20/16)
FT Att.	12 at UC Riverside (11/20/16)

STATISTICAL RANKINGS:

Category	All Games
Scoring	10.5 ppg (P-26)
Blocks	0.9 bpg (P-12)
Steals	1.8 spg (P-5; N-244)

KEY: (P) Pac-12 ranking; (N) National ranking

MISCELLANEOUS:

Category	2017-18	Career
Double-Doubles	1	2
Double-Figure Points	22	53
Double-Figure Rebounds	1	2
30-Point Games	0	0
20-Point Games	0	2
Led Team in Scoring	1	6
Led Team in Rebounds	3	8
Led Team in Assists	1	3

KENNEDY BURKE'S 2017-18 GAME-BY-GAME STATISTICS:

				Total		3-Pointers		Free throws		Rebounds											
Opponent	Date	gs	min	fg-fga	pct	3fg-fga	pct	ft-fta	pct	off	def	tot	avg	pf	a	t/o	blk	stl	pts	avg
SAN JOSE STATE	11/10/17	*	30	5-8	.625	0-2	.000	3-4	.750	4	9	13	13.0	1	2	5	1	1	13	13.0
PRESBYTERIAN COLLEG	11/12/17	*	31	5-10	.500	1-5	.200	0-0	.000	1	8	9	11.0	0	3	4	1	0	11	12.0
#3 BAYLOR	11/18/17	*	37	7-12	.583	1-5	.200	4-4	1.000	2	3	5	9.0	2	2	0	2	2	19	14.3
#1 UCONN	11/21/17	*	32	5-19	.263	1-10	.100	3-3	1.000	2	0	2	7.3	2	2	1	2	3	14	14.3
vs Kansas State	11/24/17	*	26	3-5	.600	1-2	.500	5-6	.833	0	1	1	6.0	0	3	3	1	3	12	13.8
vs Creighton	11/25/17	*	28	7-18	.389	1-5	.200	2-2	1.000	5	1	6	6.0	2	2	1	0	2	17	14.3
UC RIVERSIDE	11/28/17	*	15	3-9	.333	0-2	.000	1-2	.500	3	1	4	5.7	1	4	1	2	1	7	13.3
UC SANTA BARBARA	12/03/17	*	25	2-7	.286	0-1	.000	2-2	1.000	0	1	1	5.1	1	3	1	1	3	6	12.4
at Oklahoma State	12/08/17	*	34	5-21	.238	1-5	.200	1-3	.333	4	4	8	5.4	3	1	4	2	5	12	12.3
at Seton Hall	12/17/17	*	31	5-8	.625	0-1	.000	0-0	.000	0	3	3	5.2	3	0	0	1	0	10	12.1
at Fordham	12/20/17	*	23	1-6	.167	0-1	.000	3-3	1.000	1	1	2	4.9	1	0	3	0	2	5	11.5
at Stanford	12/29/17	*	28	6-13	.462	2-5	.400	0-2	.000	2	2	4	4.8	4	2	0	1	1	14	11.7
at #20 California	12/31/17		24	4-9	.444	0-0	.000	2-2	1.000	0	4	4	4.8	1	5	0	1	4	10	11.5
#16 OREGON STATE	01/05/18	*	24	0-5	.000	0-0	.000	0-0	.000	3	0	3	4.6	2	3	0	0	2	0	10.7
#9 OREGON	01/07/18	*	32	3-8	.375	1-2	.500	0-0	.000	1	1	2	4.5	3	4	0	0	1	7	10.5
at UTAH	01/12/18	*	23	2-5	.400	1-2	.500	4-4	1.000	1	2	3	4.4	2	1	2	1	0	9	10.4
at Colorado	01/14/18	*	24	3-5	.600	0-2	.000	6-6	1.000	3	0	3	4.3	1	5	4	1	5	12	10.5
#21 CALIFORNIA	01/19/18	*	34	6-11	.545	1-1	1.000	0-0	.000	5	2	7	4.4	0	4	3	1	2	13	10.6
STANFORD	01/21/18	*	31	4-7	.571	1-3	.333	1-3	.333	1	1	2	4.3	3	3	2	0	2	10	10.6
at Washington	01/26/18	*	29	5-9	.556	0-1	.000	0-0	.000	2	4	6	4.4	2	4	2	1	0	10	10.6
at Washington State	01/28/18	*	29	7-15	.467	0-0	.000	2-6	.333	4	1	5	4.4	2	0	5	1	2	16	10.8
USC	02/02/18	*	28	1-6	.167	1-2	.500	4-4	1.000	1	4	5	4.5	1	1	2	0	1	7	10.6
at USC	02/05/18	*	26	2-3	.667	0-1	.000	4-4	1.000	2	4	6	4.5	2	1	2	0	0	8	10.5
ARIZONA	02/09/18	*	27	4-8	.500	1-2	.500	1-1	1.000	4	5	9	4.7	2	2	2	2	3	10	10.5
#25 ARIZONA STATE	02/11/18	*	34	3-6	.500	1-3	.333	0-0	.000	1	1	2	4.6	1	1	2	3	1	7	10.4
at #15 Oregon State	02/16/18	*	41	4-11	.364	2-5	.400	1-2	.500	0	1	1	4.5	3	4	1	0	1	11	10.4
at #8 Oregon	02/19/18	*	39	5-10	.500	3-6	.500	0-1	.000	2	1	3	4.4	1	1	3	2	2	13	10.5
COLORADO	02/22/18	*	27	3-8	.375	2-2	1.000	0-2	.000	3	2	5	4.4	2	3	2	1	2	8	10.4
UTAH	02/24/18	*	36	4-8	.500	1-4	.250	1-2	.500	0	2	2	4.3	1	3	1	0	2	10	10.4
vs California	03/02/18	*	29	1-8	.125	0-3	.000	2-4	.500	5	1	6	4.4	1	1	0	0	0	4	10.2
vs #6 Oregon	03/03/18	*	29	7-15	.467	0-1	.000	0-0	.000	4	1	5	4.4	2	2	0	0	3	14	10.3
AMERICAN	03/17/18	*	30	5-8	.625	2-3	.667	3-4	.750	3	0	3	4.4	2	2	2	0	1	15	10.4
CREIGHTON	03/19/18	*	30	4-9	.444	3-6	.500	0-0	.000	1	3	4	4.4	0	3	1	1	1	11	10.5
Totals		32	966	131-310	.423	28-93	.301	55-76	.724	70	74	144	4.4	54	77	59	29	58	345	10.5

Games played: 33
Minutes/game: 29.3
Points/game: 10.5
FG Pct: 42.3
3FG Pct: 30.1
FT Pct: 72.4

Rebounds/game: 4.4
Assists/game: 2.3
Turnovers/game: 1.8
Assist/turnover ratio: 1.3
Steals/game: 1.8
Blocks/game: 0.9

KENNEDY BURKE'S CAREER STATISTICS:

			Total		3-Point		F-Throws		Rebounds										Scoring	
Season	gp-gs	min/avg	fg-fga	pct	fg-fga	pct	ft-fta	pct	off	def	tot	avg	pf	fo	ast	to	blk	stl	pts	avg
2015-16	35-0	646/18.5	76-186	.409	21-65	.323	30-53	.566	33	95	128	3.7	57	0	36	50	25	44	203	5.8
2016-17	34-29	997/29.3	161-352	.457	32-112	.286	61-92	.663	76	91	167	4.9	66	0	65	70	37	65	415	12.2
2017-18	33-32	966/29.3	131-310	.423	28-93	.301	55-76	.724	70	74	144	4.4	54	0	77	59	29	58	345	10.5
TOTAL	102-61	2609/25.6	368-848	.434	81-270	.300	146-221	.661	179	260	439	4.3	177	0	178	179	91	167	963	9.4



#23 KELLI HAYES

Senior – G – 6-0
San Jose, California
(Archbishop Mitty HS)

SEASON HIGHS:

Category	Season High
Points	18 vs. California (Mar. 2)
Rebounds	6 vs. USC (Feb. 2)
Assists	4 (2X), last vs. #16 Oregon State (Jan. 5)
Blocks	1 (5X), last at #8 Oregon (Feb. 19)
Steals	2 (2X), last at USC (Feb. 5)
FG Made	6 vs. California (Mar. 2)
FG Att.	10 vs. USC (Feb. 2)
3PFG Made	5 vs. California (Mar. 2)
3PFG Att.	9 vs. Arizona (Feb. 9)
FT Made	3 vs. San José State (Nov. 10)
FT Att.	4 vs. San José State (Nov. 10)

CAREER HIGHS:

Category	Career High
Points	18 vs. California (3/2/16)
Rebounds	10 vs. Iowa (11/24/16)
Assists	5 vs. USC (1/22/17)
Blocks	2 (2X), last vs. Arizona (3/4/16)
Steals	3 (3X), last at UC Riverside (12/28/15)
FG Made	7 (2X), last vs. Oregon (1/15/17)
FG Att.	14 (2X), last vs. Michigan (12/11/16)
3PFG Made	5 vs. California (3/2/18)
3PFG Att.	9 vs. Arizona (2/9/18)
FT Made	5 vs. Cal Poly (11/20/16)
FT Att.	8 vs. Cal Poly (11/20/16)

STATISTICAL RANKINGS:

Category	Pac-12 Games
---	---

KEY: (P) Pac-12 ranking; (N) National ranking

MISCELLANEOUS:

Category	2017-18	Career
Double-Doubles	0	0
Double-Figure Points	6	13
Double-Figure Rebounds	0	1
30-Point Games	0	0
20-Point Games	0	0
Led Team in Scoring	0	1
Led Team in Rebounds	0	2
Led Team in Assists	0	1

KELLI HAYES' 2017-18 GAME-BY-GAME STATISTICS:

				Total		3-Pointers		Free throws		Rebounds											
Opponent	Date	gs	min	fg-fga	pct	3fg-fga	pct	ft-fta	pct	off	def	tot	avg	pf	a	t/o	blk	stl	pts	avg
SAN JOSE STATE	11/10/17	*	23	1-6	.167	1-4	.250	3-4	.750	2	2	4	4.0	1	4	0	0	2	6	6.0
PRESBYTERIAN COLLEG	11/12/17	*	34	3-6	.500	1-4	.250	0-0	.000	1	3	4	4.0	1	2	2	0	0	7	6.5
#3 BAYLOR	11/18/17	*	30	3-7	.429	2-5	.400	1-2	.500	0	0	0	2.7	1	2	0	0	1	9	7.3
#1 UCONN	11/21/17	*	21	1-4	.250	1-4	.250	0-0	.000	1	0	1	2.3	1	2	4	0	0	3	6.3
vs Kansas State	11/24/17	*	31	4-9	.444	4-8	.500	0-0	.000	1	4	5	2.8	3	3	1	0	1	12	7.4
vs Creighton	11/25/17	*	28	2-3	.667	1-2	.500	0-0	.000	1	2	3	2.8	4	2	0	1	1	5	7.0
UC RIVERSIDE	11/28/17	*	33	5-9	.556	2-5	.400	0-0	.000	0	3	3	2.9	3	1	1	0	0	12	7.7
UC SANTA BARBARA	12/03/17	*	30	0-8	.000	0-4	.000	2-2	1.000	1	1	2	2.8	1	3	1	0	0	2	7.0
at Oklahoma State	12/08/17	*	26	3-8	.375	0-4	.000	0-0	.000	0	3	3	2.8	3	1	0	0	0	6	6.9
at Seton Hall	12/17/17	*	24	5-9	.556	3-6	.500	2-2	1.000	3	1	4	2.9	4	2	2	0	0	15	7.7
at Fordham	12/20/17	*	29	3-5	.600	2-4	.500	1-1	1.000	2	0	2	2.8	2	1	2	1	1	9	7.8
at Stanford	12/29/17	*	12	0-2	.000	0-2	.000	0-0	.000	1	1	2	2.8	1	0	1	0	0	0	7.2
at #20 California	12/31/17	*	21	2-8	.250	1-4	.250	0-0	.000	1	0	1	2.6	2	1	0	0	0	5	7.0
#16 OREGON STATE	01/05/18	*	32	3-6	.500	2-2	1.000	0-0	.000	1	4	5	2.8	0	4	2	0	0	8	7.1
#9 OREGON	01/07/18	*	16	0-3	.000	0-2	.000	0-0	.000	0	2	2	2.7	2	1	1	0	0	0	6.6
at UTAH	01/12/18	*	29	3-8	.375	3-6	.500	0-0	.000	2	2	4	2.8	1	1	1	1	1	9	6.8
at Colorado	01/14/18	*	22	5-8	.625	3-5	.600	0-0	.000	1	2	3	2.8	4	1	1	0	0	13	7.1
#21 CALIFORNIA	01/19/18	*	18	0-4	.000	0-4	.000	0-0	.000	0	0	0	2.7	0	1	0	0	0	0	6.7
STANFORD	01/21/18	*	21	1-3	.333	1-2	.500	0-0	.000	1	1	2	2.6	1	1	2	0	0	3	6.5
at Washington	01/26/18	*	19	3-8	.375	2-5	.400	0-0	.000	2	1	3	2.7	1	1	2	0	0	8	6.6
at Washington State	01/28/18	*	20	1-2	.500	1-2	.500	0-0	.000	0	1	1	2.6	1	1	0	1	0	3	6.4
USC	02/02/18	*	29	4-10	.400	3-7	.429	0-0	.000	1	5	6	2.7	1	1	1	0	0	11	6.6
at USC	02/05/18	*	21	3-6	.500	2-5	.400	2-2	1.000	0	2	2	2.7	1	2	2	0	2	10	6.8
ARIZONA	02/09/18	*	30	3-13	.231	2-9	.222	0-0	.000	0	3	3	2.7	1	3	0	0	0	8	6.8
#25 ARIZONA STATE	02/11/18	*	25	3-4	.750	1-1	1.000	0-0	.000	0	1	1	2.6	1	1	2	0	1	7	6.8
at #15 Oregon State	02/16/18	*	17	0-3	.000	0-3	.000	0-0	.000	0	0	0	2.5	1	1	0	0	0	0	6.6
at #8 Oregon	02/19/18	*	16	3-6	.500	2-5	.400	0-0	.000	0	0	0	2.4	3	0	2	0	0	8	6.6
COLORADO	02/22/18	*	16	2-7	.286	1-3	.333	0-0	.000	0	0	0	2.4	1	1	3	1	0	5	6.6
UTAH	02/24/18	*	23	1-5	.200	1-3	.333	0-0	.000	1	0	1	2.3	4	2	1	0	0	3	6.4
vs California	03/02/18	*	26	6-8	.750	5-7	.714	1-2	.500	1	1	2	2.3	3	0	0	0	1	18	6.8
vs #6 Oregon	03/03/18	*	11	0-1	.000	0-1	.000	0-0	.000	0	0	0	2.2	2	1	1	0	0	0	6.6
AMERICAN	03/17/18	*	27	2-7	.286	1-4	.250	0-0	.000	1	2	3	2.3	2	1	1	0	1	5	6.6
CREIGHTON	03/19/18	*	28	2-6	.333	0-3	.000	0-0	.000	1	1	2	2.2	4	0	2	0	1	4	6.5
Totals		33	788	77-202	.381	48-135	.356	12-15	.800	26	48	74	2.2	61	48	38	5	13	214	6.5

Games played: 33
Minutes/game: 23.9
Points/game: 6.5
FG Pct: 38.1
3FG Pct: 35.6
FT Pct: 80.0

Rebounds/game: 2.2
Assists/game: 1.5
Turnovers/game: 1.2
Assist/turnover ratio: 1.3
Steals/game: 0.4
Blocks/game: 0.2

KELLI HAYES' CAREER STATISTICS:

			Total		3-Point		F-Throws		Rebounds										Scoring	
Season	gp-gs	min/avg	fg-fga	pct	fg-fga	pct	ft-fta	pct	off	def	tot	avg	pf	fo	ast	to	blk	stl	pts	avg
2014-15	36-1	433/12.0	37-81	.457	3-11	.273	11-16	.688	30	31	61	1.7	34	0	18	24	8	17	88	2.4
2015-16	35-3	718/20.5	58-150	.387	4-23	.174	21-28	.750	27	44	71	2.0	53	1	22	32	11	15	141	4.0
2016-17	34-31	905/26.6	82-209	.392	10-40	.250	17-27	.630	47	90	137	4.0	81	2	46	47	5	24	191	5.6
2017-18	33-33	788/23.9	77-202	.381	48-135	.356	12-15	.800	26	48	74	2.2	61	0	48	38	5	13	214	6.5
TOTAL	138-68	2844/20.6	254-642	.396	65-209	.311	61-86	.709	130	213	343	2.5	229	3	134	141	29	69	634	4.6



#24 JAPREECE DEAN

Junior – G – 5-6
Austin, Texas
(Vista Ridge HS)

SEASON HIGHS:

Category	Season High
Points	21 at Colorado (Jan. 14)
Rebounds	6 vs. #9 Oregon (Jan. 7)
Assists	7 vs. #25 Arizona State (Feb. 11)
Steals	3 at Washington (Jan. 26)
Blocks	---
FG Made	8 at Colorado (jan. 14)
FG Att.	16 at Washington (Jan. 26)
3PFG Made	5 at Colorado (Jan. 14)
3PFG Att.	9 at Stanford (Dec. 29)
FT Made	2 at Utah (Jan. 12)
FT Att.	2 (2X), last at Utah (Jan. 12)

CAREER HIGHS:

Category	Career High
Points	21 at Colorado (1/14/18)
Rebounds	6 vs. #9 Oregon (1/7/18)
Assists	7 vs. #25 Arizona State (2/11/18)
Steals	3 at Washington (1/26/18)
Blocks	---
FG Made	8 at Colorado (1/14/18)
FG Att.	16 at Washington (1/26/18)
3PFG Made	5 (2X), last at Washington (1/26/18)
3PFG Att.	9 (2X), last at Washington (1/26/18)
FT Made	2 at Utah (1/12/18)
FT Att.	2 (2X), last at Utah (1/12/18)

STATISTICAL RANKINGS:

Category	Pac-12 Games
3-Pt. FG Made	1.8 (P-10)

KEY: (P) Pac-12 ranking; (N) National ranking

MISCELLANEOUS:

Category	2017-18	Career
Double-Doubles	0	0
Double-Figure Points	6	6
Double-Figure Rebounds	0	0
30-Point Games	0	0
20-Point Games	1	1
Led Team in Scoring	1	1
Led Team in Rebounds	0	0
Led Team in Assists	0	0

JAPREECE DEAN'S 2017-18 GAME-BY-GAME STATISTICS:

				Total		3-Pointers		Free throws		Rebounds											
Opponent	Date	gs	min	fg-fga	pct	3fg-fga	pct	ft-fta	pct	off	def	tot	avg	pf	a	t/o	blk	stl	pts	avg
at Seton Hall	12/17/17		19	3-5	.600	2-4	.500	0-0	.000	0	3	3	3.0	2	1	3	0	0	8	8.0
at Fordham	12/20/17		19	0-4	.000	0-3	.000	0-0	.000	0	2	2	2.5	1	3	4	0	0	0	4.0
at Stanford	12/29/17		28	5-12	.417	4-9	.444	0-0	.000	1	2	3	2.7	2	1	0	0	0	14	7.3
at #20 California	12/31/17	*	22	2-7	.286	1-6	.167	0-0	.000	0	0	0	2.0	1	6	0	0	0	5	6.8
#16 OREGON STATE	01/05/18		18	4-5	.800	3-4	.750	0-0	.000	0	1	1	1.8	1	2	0	0	1	11	7.6
#9 OREGON	01/07/18		29	2-10	.200	1-7	.143	0-2	.000	1	5	6	2.5	1	3	0	0	1	5	7.2
at UTAH	01/12/18		23	1-10	.100	1-5	.200	2-2	1.000	1	0	1	2.3	2	4	1	0	0	5	6.9
at Colorado	01/14/18		23	8-13	.615	5-7	.714	0-0	.000	1	2	3	2.4	3	2	0	0	0	21	8.6
#21 CALIFORNIA	01/19/18		16	0-5	.000	0-3	.000	2-2	1.000	0	2	2	2.3	0	2	2	0	1	2	7.9
STANFORD	01/21/18		19	1-3	.333	0-0	.000	0-0	.000	0	1	1	2.2	3	4	2	0	1	2	7.3
at Washington	01/26/18		27	6-16	.375	5-9	.556	0-0	.000	0	0	0	2.0	3	2	3	0	3	17	8.2
at Washington State	01/28/18		23	2-8	.250	1-5	.200	4-4	1.000	0	2	2	2.0	0	1	2	0	1	9	8.3
USC	02/02/18		22	1-8	.125	1-6	.167	0-0	.000	1	2	3	2.1	2	2	1	0	0	3	7.8
at USC	02/05/18		24	3-6	.500	2-5	.400	0-0	.000	0	4	4	2.2	3	1	1	0	0	8	7.9
ARIZONA	02/09/18		24	3-9	.333	2-5	.400	0-0	.000	1	0	1	2.1	0	2	2	0	1	8	7.9
#25 ARIZONA STATE	02/11/18		24	0-4	.000	0-3	.000	0-0	.000	0	0	0	2.0	2	7	0	0	1	0	7.4
at #15 Oregon State	02/16/18		21	3-8	.375	0-4	.000	0-0	.000	0	1	1	1.9	1	1	1	0	2	6	7.3
at #8 Oregon	02/19/18		30	5-10	.500	3-8	.375	0-0	.000	2	0	2	1.9	3	4	0	0	0	13	7.6
COLORADO	02/22/18		24	3-8	.375	2-6	.333	0-0	.000	1	0	1	1.9	1	3	1	0	0	8	7.6
UTAH	02/24/18		25	3-7	.429	2-6	.333	0-0	.000	1	1	2	1.9	2	2	1	0	2	8	7.7
vs California	03/02/18		14	0-2	.000	0-1	.000	1-2	.500	0	0	0	1.8	1	0	0	0	0	1	7.3
vs #6 Oregon	03/03/18		20	0-4	.000	0-4	.000	0-0	.000	0	2	2	1.8	2	0	1	0	1	0	7.0
AMERICAN	03/17/18		22	2-4	.500	2-3	.667	0-0	.000	0	3	3	1.9	3	3	0	0	1	6	7.0
CREIGHTON	03/19/18		29	6-12	.500	4-7	.571	0-0	.000	1	1	2	1.9	3	1	0	0	0	16	7.3
Totals		1	545	63-180	.350	41-120	.342	9-12	.750	11	34	45	1.9	42	57	25	0	16	176	7.3

Games played: 24
Minutes/game: 22.7
Points/game: 7.3
FG Pct: 35.0
3FG Pct: 34.2
FT Pct: 75.0

Rebounds/game: 1.9
Assists/game: 2.4
Turnovers/game: 1.0
Assist/turnover ratio: 2.3
Steals/game: 0.7

JAPREECE DEAN'S CAREER STATISTICS:

			Total		3-Point		F-Throws		Rebounds										Scoring	
Season	gp-gs	min/avg	fg-fga	pct	fg-fga	pct	ft-fta	pct	off	def	tot	avg	pf	fo	ast	to	blk	stl	pts	avg
2017-18	24-1	545/22.7	63-180	.350	41-120	.342	9-12	.750	11	34	45	1.9	42	0	57	25	0	16	176	7.3
TOTAL	24-1	545/22.7	63-180	.350	41-120	.342	9-12	.750	11	34	45	1.9	42	0	57	25	0	16	176	7.3



#25 MONIQUE BILLINGS

Senior – F – 6-4
Corona, California
(Santiago HS)

SEASON HIGHS:

Category	Season High
Points	26 at #8 Oregon (Feb. 19)
Rebounds	18 vs. #21 California (Jan. 19)
Assists	3 (3X), last vs. Arizona (Feb. 9)
Blocks	6 at Seton Hall (Dec. 17)
Steals	4 vs. Utah (Feb. 24)
FG Made	11 at #8 Oregon (Feb. 19)
FG Att.	18 vs. #3 Baylor (Nov. 18)
3PFGM/ATT	---/1 (4X), last at USC (Feb. 5)
FT Made	8 (2X), last at USC (Feb. 5)
FT Att.	11 (2X), last vs. #9 Oregon (Jan. 7)

CAREER HIGHS:

Category	Career High
Points	30 vs. Oregon (1/15/17)
Rebounds	25 vs. Washington St. (2/19/17)
Assists	4 vs. Colorado (1/1/17)
Blocks	6 (2X), last at Seton Hall (12/17/17)
Steals	6 (2X), last vs. Oregon (1/15/17)
FG Made	11 (3X), last at #8 Oregon (2/21/18)
FG Att.	20 (2X), last vs. UW (2/17/17)
3PFGM/ATT	---/1 (4X), last at USC (2/5/18)
FT Made	10 (2X), last vs. Southern (11/18/16)
FT Att.	18 (2X), last vs. Colorado (1/1/17)

STATISTICAL RANKINGS:

Category	All Games
Scoring	15.3 ppg (P-10; N-200)
Rebounding	9.7 rpg (P-1; N-43)
Field Goal %	.481 (P-6; N-104)
Blocks	1.6 bpg (P-5; N-89)
Off. Rebounds	3.7 orpg (P-1; N-32)
Def. Rebounds	6.0 drpg (P-1; N-41)

KEY: (P) Pac-12 ranking; (N) National ranking

MISCELLANEOUS:

Category	2017-18	Career
Double-Doubles	17	46
Double-Figure Points	29	91
Double-Figure Rebounds	18	48
20-Rebound Games	0	2
30-Point Games	0	1
20-Point Games	6	18
Led Team in Scoring	15	35
Led Team in Rebounds	21	73
Led Team in Assists	1	2

MONIQUE BILLINGS' 2017-18 GAME-BY-GAME STATISTICS:

				Total		3-Pointers		Free throws		Rebounds										
Opponent	Date	gs	min	fg-fga	pct	3fg-fga	pct	ft-fta	pct	off	def	tot	avg	pf	a	t/o	blk	stl	pts	avg
SAN JOSE STATE	11/10/17	*	16	7-11	.636	0-0	.000	5-6	.833	4	7	11	11.0	4	3	2	5	1	19	19.0
PRESBYTERIAN COLLEG	11/12/17	*	21	4-10	.400	0-0	.000	4-4	1.000	2	4	6	8.5	0	1	0	0	1	12	15.5
#3 BAYLOR	11/18/17	*	37	8-18	.444	0-1	.000	5-8	.625	2	4	6	7.7	3	2	3	3	1	21	17.3
#1 UCONN	11/21/17	*	37	6-13	.462	0-0	.000	3-4	.750	5	4	9	8.0	2	1	1	0	0	15	16.8
vs Kansas State	11/24/17	*	31	5-11	.455	0-1	.000	7-11	.636	5	7	12	8.8	3	1	6	0	0	17	16.8
vs Creighton	11/25/17	*	26	5-10	.500	0-0	.000	2-2	1.000	3	4	7	8.5	2	0	3	1	1	12	16.0
UC RIVERSIDE	11/28/17	*	27	5-14	.357	0-1	.000	4-6	.667	4	8	12	9.0	2	2	4	0	2	14	15.7
UC SANTA BARBARA	12/03/17	*	21	7-10	.700	0-0	.000	3-4	.750	3	7	10	9.1	1	1	2	2	0	17	15.9
at Oklahoma State	12/08/17	*	27	4-13	.308	0-0	.000	1-4	.250	5	1	6	8.8	4	0	1	1	0	9	15.1
at Seton Hall	12/17/17		30	5-9	.556	0-0	.000	7-10	.700	3	4	7	8.6	3	2	3	6	2	17	15.3
at Fordham	12/20/17	*	25	5-10	.500	0-0	.000	0-0	.000	2	8	10	8.7	2	0	3	0	0	10	14.8
at Stanford	12/29/17	*	38	3-8	.375	0-0	.000	7-9	.778	6	4	10	8.8	4	1	4	2	3	13	14.7
at #20 California	12/31/17	*	32	9-11	.818	0-0	.000	2-2	1.000	3	7	10	8.9	2	0	3	2	1	20	15.1
#16 OREGON STATE	01/05/18	*	27	8-12	.667	0-0	.000	3-3	1.000	2	4	6	8.7	1	1	1	1	3	19	15.4
#9 OREGON	01/07/18	*	34	7-15	.467	0-0	.000	8-11	.727	4	6	10	8.8	2	1	3	1	1	22	15.8
at UTAH	01/12/18	*	31	2-12	.167	0-0	.000	3-4	.750	4	5	9	8.8	4	0	0	1	2	7	15.3
at Colorado	01/14/18	*	19	2-5	.400	0-0	.000	1-2	.500	3	8	11	8.9	1	1	0	2	0	5	14.6
#21 CALIFORNIA	01/19/18	*	38	5-13	.385	0-0	.000	4-5	.800	8	10	18	9.4	5	1	1	3	2	14	14.6
STANFORD	01/21/18	*	38	6-12	.500	0-0	.000	6-9	.667	3	5	8	9.4	3	1	1	2	1	18	14.8
at Washington	01/26/18	*	29	5-12	.417	0-0	.000	0-1	.000	4	4	8	9.3	3	1	0	0	3	10	14.6
at Washington State	01/28/18	*	33	6-11	.545	0-0	.000	3-4	.750	5	10	15	9.6	3	3	2	1	0	15	14.6
USC	02/02/18	*	31	5-12	.417	0-0	.000	4-6	.667	6	10	16	9.9	4	0	3	3	1	14	14.5
at USC	02/05/18	*	35	5-12	.417	0-1	.000	8-10	.800	5	6	11	9.9	3	2	3	3	1	18	14.7
ARIZONA	02/09/18	*	19	1-3	.333	0-0	.000	5-6	.833	3	2	5	9.7	3	3	2	0	0	7	14.4
#25 ARIZONA STATE	02/11/18	*	35	5-13	.385	0-0	.000	4-6	.667	3	4	7	9.6	2	1	2	1	0	14	14.4
at #15 Oregon State	02/16/18	*	43	4-12	.333	0-0	.000	6-8	.750	4	8	12	9.7	4	1	2	1	0	14	14.3
at #8 Oregon	02/19/18	*	42	11-15	.733	0-0	.000	4-7	.571	4	6	10	9.7	1	2	1	1	1	26	14.8
COLORADO	02/22/18	*	37	5-8	.625	0-0	.000	2-6	.333	1	10	11	9.8	2	2	1	0	1	12	14.7
UTAH	02/24/18	*	42	10-16	.625	0-0	.000	4-6	.667	1	9	10	9.8	4	0	3	4	4	24	15.0
vs California	03/02/18	*	36	6-16	.375	0-0	.000	6-8	.750	3	5	8	9.7	3	1	3	1	1	18	15.1
vs #6 Oregon	03/03/18	*	35	8-13	.615	0-0	.000	2-2	1.000	2	7	9	9.7	3	1	0	2	1	18	15.2
AMERICAN	03/17/18	*	38	7-17	.412	0-0	.000	6-8	.750	6	4	10	9.7	0	1	2	3	3	20	15.3
CREIGHTON	03/19/18	*	28	4-8	.500	0-0	.000	7-8	.875	4	5	9	9.7	3	0	1	1	2	15	15.3
Totals		32	1038	185-385	.481	0-4	.000	136-190	.716	122	197	319	9.7	86	37	66	53	39	506	15.3

Games played: 33
Minutes/game: 31.5
Points/game: 15.3
FG Pct: 48.1
3FG Pct: 0.0
FT Pct: 71.6

Rebounds/game: 9.7
Assists/game: 1.1
Turnovers/game: 2.0
Assist/turnover ratio: 0.6
Steals/game: 1.2
Blocks/game: 1.6

MONIQUE BILLINGS' CAREER STATISTICS:

			Total		3-Point		F-Throws		Rebounds										Scoring	
Season	gp-gs	min/avg	fg-fga	pct	fg-fga	pct	ft-fta	pct	off	def	tot	avg	pf	fo	ast	to	blk	stl	pts	avg
2014-15	37-2	611/16.5	81-173	.468	0-0	.000	51-107	.477	77	107	184	5.0	70	0	12	59	50	38	213	5.8
2015-16	35-35	1003/28.7	178-362	.492	0-0	.000	89-131	.679	122	163	285	8.1	95	0	34	70	56	56	445	12.7
2016-17	34-34	1064/31.3	207-439	.472	0-0	.000	154-242	.636	118	239	357	10.5	90	2	29	53	66	61	568	16.7
2017-18	33-32	1038/31.5	185-385	.481	0-4	.000	136-190	.716	122	197	319	9.7	86	1	37	66	53	39	506	15.3
TOTAL	139-103	3716/26.7	651-1359	.479	0-4	.000	430-670	.642	439	706	1145	8.2	341	3	112	248	225	194	1732	12.5



#32 CHRISSY BAIRD

RS-Junior – G – 6-1
Wheaton, Illinois
(Wheaton North HS)

SEASON HIGHS:

Category	Season High
Points	3 vs. Creighton (Mar. 19)
Rebounds	3 at Colorado (Jan. 14)
Assists	---
Steals	1 at Fordham (Dec. 20)
Blocks	---
FG Made	1 (2X), last vs. Creighton (Mar. 19)
FG Att.	5 at Colorado (Jan. 14)
3PFG Made	1 vs. Creighton (Mar. 19)
3PFG Att.	1 vs. Creighton (Mar. 19)
FT Made	1 vs. Arizona (Feb. 9)
FT Att.	2 vs. Arizona (Feb. 9)

CAREER HIGHS:

Category	Career High
Points	3 vs. Creighton (3/19/18)
Rebounds	3 (2X), last at Colorado (1/14/18)
Assists	1 vs. Arizona (3/4/16)
Blocks	1 vs. Northern Colorado (3/26/15)
Steals	1 at Fordham (12/20/17)
FG Made	1 (5X), last vs. Creighton (3/19/18)
FG Att.	5 at Colorado (1/14/18)
3PFG Made	1 vs. Creighton (3/19/18)
3PFG Att.	1 vs. Creighton (3/19/18)
FT Made	2 at Arizona (2/7/16)
FT Att.	2 (3X), last vs. Arizona (2/9/18)

STATISTICAL RANKINGS:

Category	All Games
---	---

KEY: (P) Pac-12 ranking; (N) National ranking

MISCELLANEOUS:

Category	2017-18	Career
Double-Doubles	0	0
Double-Figure Points	0	0
Double-Figure Rebounds	0	0
30-Point Games	0	0
20-Point Games	0	0
Led Team in Scoring	0	0
Led Team in Rebounds	0	0
Led Team in Assists	0	0

CHRISSY BAIRD'S 2017-18 GAME-BY-GAME STATISTICS:

				Total		3-Pointers		Free throws		Rebounds										
Opponent	Date	gs	min	fg-fga	pct	3fg-fga	pct	ft-fta	pct	off	def	tot	avg	pf	a	t/o	blk	stl	pts	avg
at Fordham	12/20/17		3	0-1	.000	0-0	.000	0-0	.000	0	1	1	1.0	0	0	0	0	1	0	0.0
#16 OREGON STATE	01/05/18		2	0-2	.000	0-0	.000	0-0	.000	0	0	0	0.5	0	0	0	0	0	0	0.0
at Colorado	01/14/18		3	1-5	.200	0-0	.000	0-0	.000	3	0	3	1.3	0	0	0	0	0	2	0.7
STANFORD	01/21/18		0	0-0	.000	0-0	.000	0-0	.000	0	0	0	1.0	0	0	0	0	0	0	0.5
ARIZONA	02/09/18		3	0-2	.000	0-0	.000	1-2	.500	1	0	1	1.0	1	0	0	0	0	1	0.6
vs #6 Oregon	03/03/18		2	0-0	.000	0-0	.000	0-0	.000	0	0	0	0.8	0	0	0	0	0	0	0.5
CREIGHTON	03/19/18		4	1-1	1.000	1-1	1.000	0-0	.000	0	1	1	0.9	0	0	0	0	0	3	0.9
Totals		0	17	2-11	.182	1-1	1.000	1-2	.500	4	2	6	0.9	1	0	0	0	1	6	0.9

Games played: 7
Minutes/game: 2.4
Points/game: 0.9
FG Pct: 18.2
3FG Pct: 100.0
FT Pct: 50.0

Rebounds/game: 0.9
Steals/game: 0.1

CHRISSY BAIRD'S CAREER STATISTICS:

			Total		3-Point		F-Throws		Rebounds										Scoring	
Season	gp-gs	min/avg	fg-fga	pct	fg-fga	pct	ft-fta	pct	off	def	tot	avg	pf	fo	ast	to	blk	stl	pts	avg
2014-15	8-0	13/1.6	1-2	.500	0-0	.000	1-2	.500	0	2	2	0.3	2	0	0	1	1	0	3	0.4
2015-16	15-0	32/2.1	2-7	.286	0-0	.000	2-2	1.000	1	7	8	0.5	4	0	1	2	0	0	6	0.4
2017-18	7-0	17/2.4	2-11	.182	1-1	1.000	1-2	.500	4	2	6	0.9	1	0	0	0	0	1	6	0.9
TOTAL	30-0	62/2.1	5-20	.250	1-1	1.000	4-6	.667	5	11	16	0.5	7	0	1	3	1	1	15	0.5



#33 LAURYN MILLER

Freshman – F – 6-1
Kirkwood, Missouri
(Kirkwood HS)

SEASON HIGHS:

Category	Season High
Points	7 at Fordham (Dec. 20)
Rebounds	5 (2X), last vs. #16 Oregon State (Jan. 5)
Assists	2 vs. San José State (Nov. 10)
Steals	4 vs. Presbyterian College (Nov. 12)
Blocks	2 (3X), last vs. Arizona (Feb. 9)
FG Made	3 (2X), last vs. #16 Oregon State (Jan. 5)
FG Att.	8 vs. #16 Oregon State (Jan. 5)
3PFG Made	---
3PFG Att.	---
FT Made	3 at Fordham (Dec. 20)
FT Att.	3 at Fordham (Dec. 20)

CAREER HIGHS:

Category	Career High
Points	7 at Fordham (12/20/17)
Rebounds	5 (2X), last at #16 Oregon State (1/5/18)
Assists	2 (2X), last at #20 California (12/31/17)
Steals	4 vs. Presbyterian College (11/12/17)
Blocks	2 (3X), last vs. Arizona (2/9/18)
FG Made	3 (2X), last at #16 Oregon State (1/5/18)
FG Att.	8 vs. #16 Oregon State (1/5/18)
3PFG Made	---
3PFG Att.	---
FT Made	3 at Fordham (12/20/17)
FT Att.	3 at Fordham (12/20/17)

STATISTICAL RANKINGS:

Category	All Games
---	---

KEY: (P) Pac-12 ranking; (N) National ranking

MISCELLANEOUS:

Category	2017-18	Career
Double-Doubles	0	0
Double-Figure Points	0	0
Double-Figure Rebounds	0	0
30-Point Games	0	0
20-Point Games	0	0
Led Team in Scoring	0	0
Led Team in Rebounds	0	0
Led Team in Assists	0	0

LAURYN MILLER'S 2017-18 GAME-BY-GAME STATISTICS:

				Total		3-Pointers		Free throws		Rebounds											
Opponent	Date	gs	min	fg-fga	pct	3fg-fga	pct	ft-fta	pct	off	def	tot	avg	pf	a	t/o	blk	stl	pts	avg
SAN JOSE STATE	11/10/17		12	3-3	1.000	0-0	.000	0-1	.000	1	0	1	1.0	3	2	2	0	0	6	6.0
PRESBYTERIAN COLLEG	11/12/17		12	2-5	.400	0-0	.000	0-0	.000	1	0	1	1.0	1	0	0	0	4	4	5.0
#3 BAYLOR	11/18/17		6	1-1	1.000	0-0	.000	0-0	.000	1	0	1	1.0	0	1	0	0	0	2	4.0
#1 UCONN	11/21/17		5	0-0	.000	0-0	.000	0-0	.000	0	0	0	0.8	1	0	1	0	0	0	3.0
vs Kansas State	11/24/17		8	2-3	.667	0-0	.000	0-2	.000	0	2	2	1.0	1	0	0	0	0	4	3.2
vs Creighton	11/25/17		11	1-1	1.000	0-0	.000	0-0	.000	0	1	1	1.0	1	0	0	0	0	2	3.0
UC RIVERSIDE	11/28/17		15	2-2	1.000	0-0	.000	0-0	.000	0	0	0	0.9	0	1	0	2	0	4	3.1
UC SANTA BARBARA	12/03/17		13	2-3	.667	0-0	.000	0-0	.000	2	0	2	1.0	3	0	0	0	1	4	3.3
at Oklahoma State	12/08/17		5	0-0	.000	0-0	.000	0-0	.000	0	0	0	0.9	0	0	1	0	1	0	2.9
at Seton Hall	12/17/17		8	0-0	.000	0-0	.000	0-0	.000	0	0	0	0.8	0	0	0	0	0	0	2.6
at Fordham	12/20/17		8	2-2	1.000	0-0	.000	3-3	1.000	3	2	5	1.2	2	0	0	0	0	7	3.0
at #20 California	12/31/17		8	2-3	.667	0-0	.000	0-0	.000	1	2	3	1.3	3	2	0	0	0	4	3.1
#16 OREGON STATE	01/05/18		9	3-8	.375	0-0	.000	0-0	.000	4	1	5	1.6	3	1	0	0	1	6	3.3
#9 OREGON	01/07/18		2	0-1	.000	0-0	.000	0-0	.000	0	1	1	1.6	2	0	0	0	0	0	3.1
at UTAH	01/12/18		5	0-0	.000	0-0	.000	0-0	.000	0	1	1	1.5	3	0	2	0	0	0	2.9
at Colorado	01/14/18		14	1-2	.500	0-0	.000	0-0	.000	1	2	3	1.6	1	0	1	1	0	2	2.8
#21 CALIFORNIA	01/19/18		2	0-1	.000	0-0	.000	0-0	.000	0	1	1	1.6	0	0	0	0	0	0	2.6
STANFORD	01/21/18		2	1-2	.500	0-0	.000	0-1	.000	0	0	0	1.5	0	0	0	0	0	2	2.6
at Washington	01/26/18		6	0-0	.000	0-0	.000	0-0	.000	1	2	3	1.6	0	0	1	2	0	0	2.5
at Washington State	01/28/18		4	0-0	.000	0-0	.000	0-0	.000	0	0	0	1.5	0	0	0	0	1	0	2.4
USC	02/02/18		6	1-1	1.000	0-0	.000	0-0	.000	2	1	3	1.6	2	0	0	0	0	2	2.3
at USC	02/05/18		3	0-0	.000	0-0	.000	0-0	.000	0	0	0	1.5	0	0	0	0	0	0	2.2
ARIZONA	02/09/18		13	1-2	.500	0-0	.000	0-0	.000	1	1	2	1.5	1	0	0	2	0	2	2.2
at #8 Oregon	02/19/18		3	0-3	.000	0-0	.000	0-0	.000	1	0	1	1.5	1	0	0	0	0	0	2.1
COLORADO	02/22/18		1	0-0	.000	0-0	.000	0-0	.000	0	0	0	1.4	0	0	0	0	0	0	2.0
UTAH	02/24/18		3	0-0	.000	0-0	.000	0-0	.000	0	0	0	1.4	1	0	0	1	0	0	2.0
vs California	03/02/18		1	0-0	.000	0-0	.000	0-0	.000	0	0	0	1.3	0	0	0	0	0	0	1.9
AMERICAN	03/17/18		3	1-2	.500	0-0	.000	0-0	.000	0	1	1	1.3	1	0	0	0	0	2	1.9
CREIGHTON	03/19/18		7	0-1	.000	0-0	.000	1-2	.500	1	1	2	1.3	0	1	1	1	0	1	1.9
Totals		0	195	25-46	.543	0-0	.000	4-9	.444	20	19	39	1.3	30	8	9	9	8	54	1.9

Games played: 29
Minutes/game: 6.7
Points/game: 1.9
FG Pct: 54.3
FT Pct: 44.4

Rebounds/game: 1.3
Assists/game: 0.3
Turnovers/game: 0.3
Assist/turnover ratio: 0.9
Steals/game: 0.3
Blocks/game: 0.3

LAURYN MILLER'S CAREER STATISTICS:

			Total		3-Point		F-Throws		Rebounds										Scoring	
Season	gp-gs	min/avg	fg-fga	pct	fg-fga	pct	ft-fta	pct	off	def	tot	avg	pf	fo	ast	to	blk	stl	pts	avg
2017-18	29-0	195/6.7	25-46	.543	0-0	.000	4-9	.444	20	19	39	1.3	30	0	8	9	9	8	54	1.9
TOTAL	29-0	195/6.7	25-46	.543	0-0	.000	4-9	.444	20	19	39	1.3	30	0	8	9	9	8	54	1.9

NCAA TOURNAMENT BOX SCORES

NCAA Tournament History

Postseason Tournament Appearances	15 (NCAA) - 7 (AIAW) / 22
Last NCAA Tournament Appearance	2018
All-Time NCAA Tournament Record	17-14 (.548)
National Championships	0 (NCAA) - 1 (1978-AIAW) / 1
NCAA Appearances: 83, 85, 90, 92, 98, 99, 00, 04, 06, 10, 11, 13, 16, 17, 18	
Best NCAA Finish:	Elite Eight, 1999

2017-18

Mar. 17, 2018: Los Angeles Regional 1st Rd. at Pauley Pavilion - UCLA

UCLA 71 — Drummer 9, Billings 20, Canada 10, Burke 15, Hayes 5, Horvat 0, Onyenwere 4, Dean 6, Miller 2.
American 60 — Harris 8, Carl 22, Kinneston 2, Liddane 12, Koskimies 13, Lewis 3, Cleveland 0, Marenyi 0.
Half — UCLA 38, American 25. Attn. — 2304.

Mar. 19, 2018: Los Angeles Regional 2nd Rd. at Pauley Pavilion - UCLA

UCLA 86 — Drummer 10, Billings 15, Canada 21, Burke 11, Hayes 4, Horvat 0, Rosenblum 0, Onyenwere 5, Dean 16, Baird 3, Miller 1.
Creighton 64 — Agnew 5, Norby 2, Faber 20, Mellman 6, Lamberty 4, Rembao 0, Elger 13, Kissinger 3, Carda 7, Brown 2, Greene 2.
Half — UCLA 49, American 32. Attn. — 1860.

2016-17

Mar. 18, 2017: Los Angeles Regional 1st Rd. at Pauley Pavilion - UCLA

UCLA 83 — Billings 19, Korver 9, Canada 15, Burke 14, Hayes 8, Kornet 14, Hearn 0, Williams 1, Hersler 3.
Boise State 56 — Harrell 4, Vanderschaaf, 8, Rodriguez 3, Hermida 5, Pahukoa, Brooke 13, Woodvine 4, Shaw 4, Hodgins 0, Lupfer 13, Toth 0, Edringer 0, Pahukoa, Brittney 2, Wheeler 0.
Half — UCLA 44, Boise State 27. Attn. — 2256.

Mar. 20, 2017: Los Angeles Regional 2nd Rd. at Pauley Pavilion - UCLA

UCLA 75 — Billings 12, Korver 21, Canada 12, Burke 9, Hayes 4, Kornet 4, Hearn 4, Williams 0, Hersler 9.
Texas A&M 43 — Cooper 0, Hillsman 10, Howard 2, Knox 10, Williams, D. 10, Jackson 4, Williams, J. 0, Lumpkin 6, Michalke 1, Spencer 0.
Half — UCLA 42, Boise State 21. Attn. — 2077.

Mar. 25, 2017: Bridgeport Regional semifinal at Bridgeport, CT (Webster Bank Arena - University of Connecticut)

UCLA 71 — Canada 20, Billings 17, Korver 15, Burke 5, Hayes 3, Kornet 8, Hersler 3, Williams 0.
UConn 86 — Collier 27, Williams 17, Chong 16, Samuelson 15, Nurse 9, Dangerfield 2.
Half — UCLA 31, Boise State 48. Attn. — 8830.

2015-16

Mar. 19, 2016: Los Angeles Regional 1st Rd. at Pauley Pavilion - UCLA

UCLA 66 — Drummer 9, Billings 8, Korver 2, Canada 10, Fields 16, Hearn 0, Burke 15, Hayes 6, Hersler 0, Baird 0.
Hawai'i 50 — King 8, Adolpho 2, Toeaina 3, Crawford 2, Karaitiana 2, Wimbley 9, Harris 6, Sampton 0, Huff 18, Morris 0.
Half — UCLA 37, Hawai'i 25. Attn. — 2552.

Mar. 21, 2016: Los Angeles Regional 2nd Rd. at Pauley Pavilion - UCLA

UCLA 72 — Korver 12,Canada 19,Drummer 8,Fields 14, Burke 5, Hayes 3, Hersler 0, Billings 11.
South Florida 67 — Williams 29, Pujol 0, Jespersen 0, Cashin 0, Ferreira 0, Flores 0, Stringfield 5, Jenkins 23, Laksa 10, Weber 0.
Half — UCLA 40, South Florida 24. Attn. — 1,656.

Mar. 26, 2016: Bridgeport Regional semifinal at Bridgeport, CT (Webster Bank Arena - University of Connecticut)

UCLA 64 — Drummer 8, Billings 20, Korver 3, Canada 20, Fields 4, Hearn 0, Burke 8, Hayes 1, Hersler 0.
Texas 72 — Boyette 18, Davenport 8, Rodrigo 0, McCarty 15, Atkins 16, Hosey 0, Higgs 6, Taylor 3, Hattis 0, Lang 6.
Half — UCLA 33, Texas 28. Attn. — 8,898.

2012-13

Mar. 23, 2013: Columbus, OH Region, 1st Rd. at Columbus, OH (St. John Arena - Ohio State Univ.)

UCLA 66 — Nyingifa 10, Brewer 9, Dixon 10, Williams 6, Walker 2, Lemberger 2, Korver 8, Swain 6, Fields 13, Brooks 0.
Stetson 49 — Sims 13, Burris 4, Sharp 5, Sanders 9, McGowan 14, Coddington 2, Taylor 0, Dennis 0, Mills 2. Half — UCLA 36, Stetson 20. Attn. — 2,256.

Mar. 25, 2013: Columbus, OH Region, 2nd Rd. at Columbus, OH (St. John Arena - Ohio State Univ.)

UCLA 72 — Nyingifa 18, Brewer 10, Dixon 13, Williams 2, Walker 14, Lemberger 10, Korver 2, Swain 0, Fields 3.
Oklahoma 85 — McFarland 20, Griffin 10, Ellenberg 27, Hook 3, Campbell 19, Kornet 5, Hartman 1. Half — UCLA 36, Oklahoma 42. Attn. — 1,358.

2010-11

Mar. 19, 2010: Spokane, WA Region, 1st Rd. at Spokane, WA (McCarthey Athletic Center - Gonzaga Univ.)

UCLA 55 — Nyingifa 4, Dixon 15, Morris 4, Campbell 11, Wakler 9, Earl 0, Nzekwe 0, Williams 1, Rk. Gardner 11.
Montana 47 — Smith 14, Ena 9, Linford 4, DeBoer 5, Stender 6, Nelson 0, Baker 6, Hurley 1, Sullivan 2. Half — UCLA 26, Montana 17. Attn. — 5,632.

Mar. 21, 2010: Spokane, WA Region 2nd Rd. game at Spokane, WA (McCarthey Athletic Center - Gonzaga Univ.)

UCLA 75 — Nyingifa 7, Dixon 18, Morris 20, Campbell 6, Walker 8, Earl 2, Nzekwe 0, Williams 0, Costa 0, Rk. Gardner 14.
Gonzaga 89 — Standish 30, Bowen 0, Bekkering 9, Vandersloot 29, K. Redmon 15, J. Redmon 0, Raap 6. Half — UCLA 38, Gonzaga 35. Attn. — 5,804.

2009-10

Mar. 21, 2010: Kansas City, MO Regional, 1st Rd. at Minneapolis, MN (Williams Arena - Minnesota)

UCLA 74 — Walker 8, Dixon 17, Tukiainen 12, Campbell 11, Gardner 13, Earl 0, Morris 4, Nzekwe 2, Williams 0, Alexander 4, Taka 3, Shepard 0.
N.C. State 54 — Holston 9, Ellison 2, White 7, Gartrell 13, Kastanek 21, Strachan 0, Beal 0, Tasler 2, Muciniece 0, Durham 0, Halteman 0, Lliteras 0. Half — UCLA 26, NC State 25. Attn. — 3,327.

Mar. 23, 2010: Kansas City, MO Regional 2nd Rd. game at Minneapolis, MN (Williams Arena - Minnesota)

UCLA 70 — Walker 11, Dixon 13, Morris 15, Campbell 15, Tukiainen 2, Gardner 9, Earl 3, Williams 0, Alexander 0.
Nebraska 83 — Griffin 18, Montgomery 9, Moore 9, Kelley 22, Turner 12, Neals 3, Kuhlman 6, Redmon 4, Freeman 0, Reeves 0, Periago 0.
Half — Nebraska 35, UCLA 30. Attn. — 2,396.

2005-06

Mar. 19, 2006: Cleveland, OH Regional, 1st Rd. at West Lafayette, IN (Mackey Arena - Purdue University)

UCLA 74 — Livingston 4, Pluimer 8, Quinn 21, Blue 7, Willis 23, Oren 2, Ibekwe 6, Pedersen 3, Henderson 0, Zaidi 0, Lezcano 0.
Bowling Green 61 — Honegger 15, Mann 16, Thorburn 0, Horne 7, Achter 11, McDowell 8, Flynn 2, McCall 0, Goldsberry 0, Lause 2, Taylor 0, McKenzie 0. Half — UCLA 42, Bowling Green 28. Attn. — 4,239.

Mar. 21, 2006: Cleveland, OH Regional 2nd Rd. game at West Lafayette, IN (Mackey Arena - Purdue University)

UCLA 54 — Livingston 0, Quinn 9, Pluimer 6, Blue 18, Willis 15, Ibekwe 6, Pitts 0, Oren 0, Henderson 0, Zaidi 0.
Purdue 61 — Traore 11, Lawless 14, Wisdom-Hylton 14, Gearlds 15, Webb 6, Campbell 0, Howell 0, Bogdanova 0, Freeman 0, Duncan 1.

Other Post-Season Results

1980-81 AIAW Playoffs

West Regional at Pepperdine
UCLA 92, USF 68
USC 102, UCLA 85
UCLA 61, San Diego St. 54 (3rd place)
Sectional Playoffs
UCLA 72, Oregon St. 65 (Pauley)
UCLA 73, Kansas 71 (at Kansas)
Louisiana Tech 87, UCLA 54 (at Tech)

1979-80 AIAW Playoffs

West Regionals at San Jose State
UCLA 81, San Jose St. 66
Long Beach St. 89, UCLA 88
USF 74, UCLA 60 (3rd place)

1978-79 AIAW Playoffs

West Regional at UCSB
UCLA 85, Stanford 68
UCLA 97, USC 81
UCLA 96, Long Beach St. 80*
Sectionals at Stanford
UCLA 105, Oregon St. 70
UCLA 92, Wayland Baptist 73*
Final Four at Greensboro, NC
Old Dominion 87, UCLA 82 (Semis)
Tennessee 104, UCLA 86 (3rd place)

1977-78 AIAW Playoffs

West Regional at Stanford
UCLA 80, Stanford 54
UCLA 79, Long Beach St. 78, ot
UCLA 100, UNLV 88*
Sectionals at Long Beach
UCLA 102, BYU 57
UCLA 86, Stephen F. Austin 60*
Final Four at UCLA
UCLA 85, Montclair St. 77 (semis)
UCLA 90, Maryland 74*

1976-77 AIAW Playoffs

West Regional at Fullerton
UCLA 86, UCSB 33
UCLA 91, Long Beach St. 77
Cal St. Fullerton 91, UCLA 87*
NWIT at Amarillo, TX
UCLA 102, Indiana St. 73
UCLA 66, Old Dominion 59
Wayland Baptist 79, UCLA 75*

1975-76 AIAW Playoffs

West Regional at San Jose St.
Long Beach St. 78, UCLA 77
UCLA 97, UNLV 77
NWIT at Amarillo, TX
UCLA 76, West Texas St. 63
UCLA 80, Belmont 71
Wayland Baptist 90, UCLA 77*

1974-75 SCWIAC Conf. Tourn.

UCLA 67, UCSB 54 at Riverside
UCLA 62,Cal Poly Pomona 56 at Riverside
Cal St. Fullerton 63, UCLA 62* at Riverside
NWIT at Amarillo, TX
UCLA 74, Indiana 61
UCLA 62, Mercer 50
Wayland Baptist 79, UCLA 41*

**indicates championship game*

NCAA TOURNAMENT BOX SCORES

Halftime — UCLA 26, Purdue 24. Attn. — 3,766.

2003-04

Mar. 21, 2004: Mideast Regional 1st Rd. at Minneapolis, MN (Williams Arena-University of Minnesota)
UCLA 81 — Jones 3, Veasley 2, Blue 33, Willis 15, Quinn 15, Oren 2, Arranaga 5, Livingston 6.
Minnesota 92 — Bolden 5, Andersson 14, McCarville 19, Schonrock 15, Whalen 31, Roysland 2, Dimitroff 0, Broback 6, Collison 0, Podominick 0. Half — Minn. 38, UCLA 37. Attn. — 12,357.

1999-00

Mar. 17, 2000: Mideast Regional 1st Rd. at Notre Dame, IN (Joyce Center-Notre Dame University)
UCLA 72 — Philman 8, Martin 8, Hubbard 15, Gomez 9, Kaczmarski 13, Flannigan 9, Jackson 0, Greco 6, Funicello 4.
George Washington 79 — Lawrence 10, Jefferson 2, Dubovcova 18, Egleston 5, Aguilar 23, Joens 5, Alexander 13, Baskova 0, Davidson 3, Carlson 0. Half — GW 39, UCLA 26. Attn. — 5,195.

1998-99

Mar. 13, 1999: West Regional 1st Rd. at Los Angeles, CA (Pauley Pavilion-UCLA)
UCLA 76 — Philman 5, Martin 18, Hubbard 12, Gomez 15, Flannigan 16, Pearson 8, Greco 2, Rembert 0, Funicello 0.
UW-Green Bay 69 — Ebel 3, Nordgaard 27, Warden 7, Krueger 5 , Knutson 7, Leonhard 6, Tilque 12, Schoeneberger 2.
Half — UCLA 42, UWGB 24. Attn. — 2,390.

Mar. 15, 1999: West Regional 2nd Rd. at Los Angeles, CA (Pauley Pavilion-UCLA)
UCLA 87 — Philman 16, Martin 21, Hubbard 13, Gomez 6, Flannigan 6, Pearson 13, Belavic 2, Greco 3, Rembert 0, Funicello 7.
Kentucky 63 — McDole 16, Meadows 15, Owens 5, Wait 2, Jackson 10, Martinez 2, Alexander 3, Keith 0, Vieth 5, Barnes 5, Christman 0, Young 0, Seaton 0. Half — UCLA 34, UK 24. Attn. — 2,604.

Mar. 20, 1999: West Regional semifinal at Los Angeles, CA (Sports Arena-USC)
UCLA 77 — Philman 0, Martin 11, Hubbard 21, Flannigan 16, Gomez 0, Pearson 17, Greco 8, Funicello 4.
Colorado State 68 — Cronin 24, Hannen 3, McDill 1, Manning 2, Hammon 21, Gorton 7, Johnson 6, Randles 4. Half — UCLA 26, Colorado State 25. Attn. — 4,583.

Mar. 22, 1999: West Regional final at Los Angeles, CA (Sports Arena-USC)
UCLA 62 — Philman 10, Martin 16, Hubbard 10, Flannigan 11, Greco 6, Gomez 6, Pearson 3, Funicello 0.
Louisiana Tech 88 — Maxwell 22, Wilson 23, Massey 12, Stallworth 12, Jackson 9, Walker 2, Sides 2, Lassiter 0, Lennox 6, Lewis 0, Gilmore 0. Half — La. Tech 35, UCLA 32. Attn. — 5,302.

1997-98

Mar. 13, 1998: Midwest Regional 1st Rd. at Tuscaloosa, AL (Coleman Coliseum-University of Alabama)
UCLA 65 — Philman 3, Martin 16, Hubbard 12, Grimes 6, Gomez 4, Pearson 15, Jackson 0, Flannigan 4, Veasley 5, Funicello 0.
Michigan 58 — Murray 13, Thomas 17, Johns 9, Thorius 4, Lemire 5, Franklin 6, Walker 4, Willard 0. Half — UCLA 33, Michigan 23. Attn. — 3,025.

Mar. 15, 1998: Midwest Regional 2nd Rd. game at Tuscaloosa, AL (Coleman Coliseum- University of Alabama)
UCLA 74 — Philman 16, Martin 13, Hubbard 19, Grimes 9, Gomez 8, Pearson 2, Jackson 7, Veasley 0, Funicello 0, Flannigan 0.
Alabama 75 — Caudle 2, Mills 12, Canty 28, Goss 8, Ezell 19, Jones 4, Carruth 0, Duncan 2. Half — UCLA 41, Alabama 28. Attn. — 3,250.

1991-92

Mar. 13, 1992: Midwest Regional 1st Rd. at Los Angeles, CA (Pauley Pavilion - UCLA)
UCLA 93 — Stephens 11, Williams 22, Kamrath 6, Anderson 16, Mosman 9, Tarabochia 0, Lockhart 0, Jalewalia 21, Allen 0, Gische 0, VanOostveen 8.
Notre Dame 72 — Bowen 18, Haysbert 0, Nowlin 14, Leary 0, Orlosky 8, Knapp 0, Smith 2, Washington 7, Marciniak 21, Alexander 2, Rupe 0. Half — UCLA 37, Notre Dame 24. Attn. — 441.

Mar. 22, 1992: Midwest Regional 2nd Rd. at Austin, TX (Erwin Events Center - University of Texas)
UCLA 82 — Stephens 20, Kamrath 5, Williams 24, Anderson 4, Mosman 17, Lockhart 7, Jalewalia 3, VanOostveen 2.
Texas 81 — Meeks 19, Benton 7, C. Henderson 28, Pointer 12, N. Henderson 9, Jones 2, Kennedy 0, Clark 4, Pollard 0.
Half — Texas 47, UCLA 42. Attn. — 4,990.

Mar. 26, 1992: Midwest Regional semifinal at Boulder, CO (Coors Events Center - University of Colorado)
UCLA 57 — Stephens 13, Kamrath 3, Williams 17, Anderson 8, Mosman 7, Jalewalia 7, Lockhart 2, VanOostveen 0.
SW Missouri State 83 — Rapier 8, Winkfield 14, Baucom 10, Robbins 13, M. Howard 18, Shira 10, Muller 8, J. Howard 1, Sumrall 1, Ediger 0. Half — SW Miss. St. 37, UCLA 22. Attn. — 2,739.

1989-90

Mar. 14, 1990: West Regional 1st Rd. game at Fayetteville, AR (Barnhill Arena - University of Arkansas)
UCLA 80 — VanEmbricqs 13, Wootton 10, Kamrath 6, Stephens 16, Mosman 13, Roulier 7, Young 2, Bouldin 13.
Arkansas 90 — Nicholas 22, Jackson 13, Savage 21, Willson 6, DeHorney 22, Gore 2, Goshien 2, Moore 2, Crosby 0.
Half — UCLA 37, Ark. 30. Regulation — UCLA 75, Ark. 75. Attn. — 3,257.

1984-85

Mar. 15, 1985: West Regional 1st Rd. at Seattle, WA (Edmundson Pavilion - University of Washington)
UCLA 78 — Joyner 13, VandeLagematt 2, Keur 12, Hardy 16, Dean 18, Biggs 8, Brown 0, Dome 9.
Washington 62 — Oriard 15, Avelino 13, Bishop 6, Rue 4, Hughley 20, Hamilton 0, Tucker 0, Recknor 0, Raschkow 4.
Half — UCLA 34, Washington 32. Attn. — 3,832.

Mar. 21, 1985: West Regional semifinal at Los Angeles, CA (Pauley Pavilion - UCLA)
Georgia 78 — McClain 9, O'Connor 8, Harris 17, Edwards 21, Gardner 8, Abrams 4, Waites 7, Inman 2, Acosta 0, Bootz 2.
UCLA 42 — VandeLagemaat 2, Joyner 7, Keur 14, Hardy 2, Dean 6, Biggs 4, Brown 2, Mead 0, Nishi 0, Dome 5.
Halftime — Georgia 43, UCLA 14. Attn. — 4,624.

1982-83

Mar. 19, 1983: West Regional 1st Rd. at Willamette, OR (Sparks Center - Oregon State)
UCLA 62 — Joyner 6, Dean 2, Thompson 24, McCoy 5, McFadden 0, Hardy 7, Jones 12, Thurston 4, Alston 2.
Oregon State 75 — Martin 23, Coleman 6, Spoelstra 8, Sturzenegger 9, Clark 23, Coleman 6, Lopez 0, Channel 3, Mothershed 3, Novo 0. Half — Oregon State 39, UCLA 26. Attn. — 1,523.

2017-18 UCLA WBB STATISTICS

Overall: 26-7 Home: 15-2 Away: 8-4 Neutral: 3-1 Pac-12: 14-4

2017-18 UCLA Women's Basketball
#9 UCLA Combined Team Statistics (as of Mar 20, 2018)
All games

RECORD:	OVERALL	HOME	AWAY	NEUTRAL
ALL GAMES	26-7	15-2	8-4	3-1
CONFERENCE	14-4	8-1	6-3	0-0
NON-CONFERENCE	12-3	7-1	2-1	3-1

					Total		3-Point		F-Throw		Rebounds											
##	Player	gp-gs	min	avg	fg-fga	fg%	3fg-fga	3fg%	ft-fta	ft%	off	def	tot	avg	pf	dq	a	to	blk	stl	pts	avg
03	Canada, Jordin	33-33	1104	33.5	195-444	.439	49-124	.395	112-137	.818	21	97	118	3.6	67	1	235	85	0	106	551	16.7
25	Billings, Monique	33-32	1038	31.5	185-385	.481	0-4	.000	136-190	.716	122	197	319	9.7	86	1	37	66	53	39	506	15.3
22	Burke, Kennedy	33-32	966	29.3	131-310	.423	28-93	.301	55-76	.724	70	74	144	4.4	54	0	77	59	29	58	345	10.5
24	Dean, Japreece	24-1	545	22.7	63-180	.350	41-120	.342	9-12	.750	11	34	45	1.9	42	0	57	25	0	16	176	7.3
21	Onyenwere, Michaela	33-1	566	17.2	94-198	.475	1-5	.200	35-43	.814	81	79	160	4.8	61	1	17	26	13	38	224	6.8
23	Hayes, Kelli	33-33	788	23.9	77-202	.381	48-135	.356	12-15	.800	26	48	74	2.2	61	0	48	38	5	13	214	6.5
11	Drummer, Lajahna	33-32	732	22.2	85-196	.434	11-26	.423	30-61	.492	77	149	226	6.8	86	1	16	35	18	19	211	6.4
00	Horvat, Chantel	33-0	503	15.2	52-141	.369	20-69	.290	13-24	.542	37	46	83	2.5	58	0	38	37	7	15	137	4.2
33	Miller, Lauryn	29-0	195	6.7	25-46	.543	0-0	.000	4-9	.444	20	19	39	1.3	30	0	8	9	9	8	54	1.9
10	Rosenblum, Ally	20-0	120	6.0	10-32	.313	0-1	.000	4-6	.667	7	20	27	1.4	20	0	3	10	4	2	24	1.2
32	Baird, Chrissy	7-0	17	2.4	2-11	.182	1-1	1.000	1-2	.500	4	2	6	0.9	1	0	0	0	0	1	6	0.9
	Team										63	62	125					7				
	Total.....	33	6675		932-2177	.428	203-596	.341	417-582	.716	542	837	1379	41.8	578	4	548	409	139	319	2484	75.3
	Opponents.....	33	6675		731-1886	.388	203-632	.321	394-560	.704	381	775	1156	35.0	519	14	439	535	74	211	2059	62.4

TEAM STATISTICS	UCLA	OPP
SCORING	2484	2059
Points per game	75.3	62.4
Scoring margin	+12.9	-
FIELD GOALS-ATT	932-2177	731-1886
Field goal pct	.428	.388
3 POINT FG-ATT	203-596	203-632
3-point FG pct	.341	.321
3-pt FG made per game	6.2	6.2
FREE THROWS-ATT	417-582	394-560
Free throw pct	.716	.704
F-Throws made per game	12.6	11.9
REBOUNDS	1379	1156
Rebounds per game	41.8	35.0
Rebounding margin	+6.8	-
ASSISTS	548	439
Assists per game	16.6	13.3
TURNOVERS	409	535
Turnovers per game	12.4	16.2
Turnover margin	+3.8	-
Assist/turnover ratio	1.3	0.8
STEALS	319	211
Steals per game	9.7	6.4
BLOCKS	139	74
Blocks per game	4.2	2.2
ATTENDANCE	55238	44531
Home games-Avg/Game	17-3249	12-2695
Neutral site-Avg/Game	-	4-3048

Score by Periods	1st	2nd	3rd	4th	OT	Totals
#9 UCLA	626	580	641	611	26	2484
Opponents	490	434	532	574	29	2059

	Date	Opponent		Score	Att.
	11/10/17	SAN JOSE STATE	W	129-69	1437
	11/12/17	PRESBYTERIAN COLLEGE	W	76-40	1101
	11/18/17	#3 BAYLOR	W	82-68	3912
	11/21/17	#1 UCONN	L	60-78	9263
	11/24/17	vs Kansas State	W	64-55	225
	11/25/17	vs Creighton	W	72-63	225
	11/28/17	UC RIVERSIDE	W	68-48	1890
	12/03/17	UC SANTA BARBARA	W	74-44	2074
	12/08/17	at Oklahoma State	L	72-87	2969
	12/17/17	at Seton Hall	W	77-68	1165
	12/20/17	at Fordham	W	67-30	1327
*	12/29/17	at Stanford	L	65-76	3102
*	12/31/17	at #20 California	W	82-46	2570
*	01/05/18	#16 OREGON STATE	W	84-49	1986
*	01/07/18	#9 OREGON	L	61-70	7190
*	01/12/18	at UTAH	W	81-74	3281
*	01/14/18	at Colorado	W	93-55	2160
*	01/19/18	#21 CALIFORNIA	W	60-52	2704
*	01/21/18	STANFORD	W	64-53	2948
*	01/26/18	at Washington	W	86-69	1688
*	01/28/18	at Washington State	W	79-71	1093
*	02/02/18	USC	W	59-46	6057
*	02/05/18	at USC	W	84-70	876
*	02/09/18	ARIZONA	W	69-46	1883
*	02/11/18	#25 ARIZONA STATE	W	71-63	3690
*	02/16/18	at #15 Oregon State	Lot	64-67	5011
*	02/19/18	at #8 Oregon	Lot	94-101	7098
*	02/22/18	COLORADO	W	73-67	1073
*	02/24/18	UTAH	Wot	78-71	3866
	03/02/18	vs California	W	77-74	4852
	03/03/18	vs #6 Oregon	L	62-65	6889
	03/17/18	AMERICAN	W	71-60	2304
	03/19/18	CREIGHTON	W	86-64	1860

* - Conference game

2017-18 UCLA WBB STATISTICS

Overall: 26-7 Home: 15-2 Away: 8-4 Neutral: 3-1 Pac-12: 14-4

2017-18 UCLA Women's Basketball
#9 UCLA Combined Team Statistics (as of Mar 20, 2018)
NCAA Tournament

RECORD:	OVERALL	HOME	AWAY	NEUTRAL
ALL GAMES	2-0	2-0	0-0	0-0
CONFERENCE	0-0	0-0	0-0	0-0
NON-CONFERENCE	2-0	2-0	0-0	0-0

					Total		3-Point		F-Throw		Rebounds											
##	Player	gp-gs	min	avg	fg-fga	fg%	3fg-fga	3fg%	ft-fta	ft%	off	def	tot	avg	pf	dq	a	to	blk	stl	pts	avg
25	Billings, Monique	2-2	66	33.0	11-25	.440	0-0	.000	13-16	.813	10	9	19	9.5	3	0	1	3	4	5	35	17.5
03	Canada, Jordin	2-2	68	34.0	9-17	.529	2-3	.667	11-12	.917	2	6	8	4.0	2	0	19	4	0	8	31	15.5
22	Burke, Kennedy	2-2	60	30.0	9-17	.529	5-9	.556	3-4	.750	4	3	7	3.5	2	0	5	3	1	2	26	13.0
24	Dean, Japreece	2-0	51	25.5	8-16	.500	6-10	.600	0-0	.000	1	4	5	2.5	6	0	4	0	0	1	22	11.0
11	Drummer, Lajahna	2-2	38	19.0	9-19	.474	1-4	.250	0-1	.000	3	5	8	4.0	6	0	1	0	1	1	19	9.5
23	Hayes, Kelli	2-2	55	27.5	4-13	.308	1-7	.143	0-0	.000	2	3	5	2.5	6	0	1	3	0	2	9	4.5
21	Onyenwere, Michaela	2-0	38	19.0	4-8	.500	0-0	.000	1-2	.500	3	9	12	6.0	5	0	3	1	0	1	9	4.5
32	Baird, Chrissy	1-0	4	4.0	1-1	1.000	1-1	1.000	0-0	.000	0	1	1	1.0	0	0	0	0	0	0	3	3.0
33	Miller, Lauryn	2-0	10	5.0	1-3	.333	0-0	.000	1-2	.500	1	2	3	1.5	1	0	1	1	1	0	3	1.5
00	Horvat, Chantel	2-0	4	2.0	0-0	.000	0-0	.000	0-0	.000	0	0	0	0.0	1	0	0	0	0	0	0	0.0
10	Rosenblum, Ally	1-0	6	6.0	0-3	.000	0-0	.000	0-0	.000	0	1	1	1.0	1	0	0	2	0	1	0	0.0
	Team										0	1	1					1				
	Total.....	2	400		56-122	.459	16-34	.471	29-37	.784	26	44	70	35.0	33	0	35	18	7	21	157	78.5
	Opponents.....	2	400		45-107	.421	20-50	.400	14-20	.700	19	44	63	31.5	33	1	37	33	4	5	124	62.0

TEAM STATISTICS	UCLA	OPP
SCORING	157	124
Points per game	78.5	62.0
Scoring margin	+16.5	-
FIELD GOALS-ATT	56-122	45-107
Field goal pct	.459	.421
3 POINT FG-ATT	16-34	20-50
3-point FG pct	.471	.400
3-pt FG made per game	8.0	10.0
FREE THROWS-ATT	29-37	14-20
Free throw pct	.784	.700
F-Throws made per game	14.5	7.0
REBOUNDS	70	63
Rebounds per game	35.0	31.5
Rebounding margin	+3.5	-
ASSISTS	35	37
Assists per game	17.5	18.5
TURNOVERS	18	33
Turnovers per game	9.0	16.5
Turnover margin	+7.5	-
Assist/turnover ratio	1.9	1.1
STEALS	21	5
Steals per game	10.5	2.5
BLOCKS	7	4
Blocks per game	3.5	2.0
ATTENDANCE	4164	0
Home games-Avg/Game	2-2082	0-0
Neutral site-Avg/Game	-	0-0

Score by Periods	1st	2nd	3rd	4th	Totals
#9 UCLA	53	34	41	29	157
Opponents	27	30	36	31	124

Date	Opponent		Score	Att.
03/17/18	AMERICAN	W	71-60	2304
03/19/18	CREIGHTON	W	86-64	1860

* - Conference game

2017-18 UCLA WBB STATISTICS

Overall: 26-7 Home: 15-2 Away: 8-4 Neutral: 3-1 Pac-12: 14-4

2017-18 UCLA Women's Basketball
#10 UCLA Combined Team Statistics (as of Feb 25, 2018)
Conference games

RECORD:	OVERALL	HOME	AWAY	NEUTRAL
ALL GAMES	14-4	8-1	6-3	0-0
CONFERENCE	14-4	8-1	6-3	0-0
NON-CONFERENCE	0-0	0-0	0-0	0-0

					Total		3-Point		F-Throw		Rebounds											
##	Player	gp-gs	min	avg	fg-fga	fg%	3fg-fga	3fg%	ft-fta	ft%	off	def	tot	avg	pf	dq	a	to	blk	stl	pts	avg
03	Canada, Jordin	18-18	613	34.1	107-256	.418	31-75	.413	72-89	.809	9	47	56	3.1	37	1	136	56	0	46	317	17.6
25	Billings, Monique	18-18	603	33.5	99-202	.490	0-1	.000	74-105	.705	69	118	187	10.4	51	1	21	32	28	24	272	15.1
22	Burke, Kennedy	18-17	536	29.8	66-147	.449	17-41	.415	26-39	.667	35	37	72	4.0	33	0	47	33	15	31	175	9.7
24	Dean, Japreece	18-1	422	23.4	52-149	.349	33-98	.337	8-10	.800	10	23	33	1.8	30	0	49	17	0	14	145	8.1
11	Drummer, Lajahna	18-18	423	23.5	51-113	.451	7-13	.538	18-36	.500	45	83	128	7.1	47	1	9	16	10	8	127	7.1
21	Onyenwere, Michaela	18-0	307	17.1	50-109	.459	0-0	.000	20-25	.800	46	40	86	4.8	40	1	8	14	6	20	120	6.7
23	Hayes, Kelli	18-18	387	21.5	37-106	.349	25-70	.357	2-2	1.000	11	25	36	2.0	26	0	23	21	3	4	101	5.6
00	Horvat, Chantel	18-0	249	13.8	24-73	.329	8-35	.229	3-6	.500	16	26	42	2.3	24	0	14	16	4	8	59	3.3
33	Miller, Lauryn	15-0	81	5.4	9-23	.391	0-0	.000	0-1	.000	11	12	23	1.5	17	0	3	4	6	2	18	1.2
10	Rosenblum, Ally	11-0	46	4.2	5-13	.385	0-0	.000	0-0	.000	2	10	12	1.1	10	0	1	2	1	0	10	0.9
32	Baird, Chrissy	4-0	8	2.0	1-9	.111	0-0	.000	1-2	.500	4	0	4	1.0	1	0	0	0	0	0	3	0.8
	Team										38	36	74					1				
	Total.....	18	3675		501-1200	.418	121-333	.363	224-315	.711	296	457	753	41.8	316	4	311	212	73	157	1347	74.8
	Opponents.....	18	3675		408-1029	.397	107-337	.318	223-328	.680	203	444	647	35.9	274	8	253	281	51	104	1146	63.7

TEAM STATISTICS	UCLA	OPP
SCORING	1347	1146
Points per game	74.8	63.7
Scoring margin	+11.2	-
FIELD GOALS-ATT	501-1200	408-1029
Field goal pct	.418	.397
3 POINT FG-ATT	121-333	107-337
3-point FG pct	.363	.318
3-pt FG made per game	6.7	5.9
FREE THROWS-ATT	224-315	223-328
Free throw pct	.711	.680
F-Throws made per game	12.4	12.4
REBOUNDS	753	647
Rebounds per game	41.8	35.9
Rebounding margin	+5.9	-
ASSISTS	311	253
Assists per game	17.3	14.1
TURNOVERS	212	281
Turnovers per game	11.8	15.6
Turnover margin	+3.8	-
Assist/turnover ratio	1.5	0.9
STEALS	157	104
Steals per game	8.7	5.8
BLOCKS	73	51
Blocks per game	4.1	2.8
ATTENDANCE	31226	26879
Home games-Avg/Game	9-3470	9-2987
Neutral site-Avg/Game	-	0-0

Score by Periods	1st	2nd	3rd	4th	OT	Totals
#10 UCLA	340	299	335	347	26	1347
Opponents	271	237	289	320	29	1146

	Date	Opponent		Score	Att.
*	12/29/17	at Stanford	L	65-76	3102
*	12/31/17	at #20 California	W	82-46	2570
*	01/05/18	#16 OREGON STATE	W	84-49	1986
*	01/07/18	#9 OREGON	L	61-70	7190
*	01/12/18	at UTAH	W	81-74	3281
*	01/14/18	at Colorado	W	93-55	2160
*	01/19/18	#21 CALIFORNIA	W	60-52	2704
*	01/21/18	STANFORD	W	64-53	2948
*	01/26/18	at Washington	W	86-69	1688
*	01/28/18	at Washington State	W	79-71	1093
*	02/02/18	USC	W	59-46	6057
*	02/05/18	at USC	W	84-70	876
*	02/09/18	ARIZONA	W	69-46	1883
*	02/11/18	#25 ARIZONA STATE	W	71-63	3690
*	02/16/18	at #15 Oregon State	Lot	64-67	5011
*	02/19/18	at #8 Oregon	Lot	94-101	7098
*	02/22/18	COLORADO	W	73-67	902
*	02/24/18	UTAH	Wot	78-71	3866

* - Conference game

2017-18 UCLA WBB STATISTICS

Overall: 26-7 Home: 15-2 Away: 8-4 Neutral: 3-1 Pac-12: 14-4

2017-18 UCLA Women's Basketball
#9 UCLA Points-Rebounds-Assists (as of Mar 20, 2018)
All games

				00	01	03	05	10	11	21
Opponent	Date	Score		HORVAT,CHA	OWENS,KAYL	CANADA,JOR	CORSARO,LI	ROSENBLUM,	DRUMMER,LA	ONYENWERE,
SAN JOSE STATE	11/10/17	129-69	W	12-4-1	7-0-3	26-6-10	7-4-0	2-3-0	12-5-1	19-10-1
PRESBYTERIAN COLLEGE	11/12/17	76-40	W	10-2-3	4-0-5	6-0-1	0-2-0	8-1-1	6-7-0	8-6-2
#3 BAYLOR	11/18/17	82-68	W	3-1-0	0-0-0	20-1-13	DNP	DNP	8-9-1	0-4-0
#1 UCONN	11/21/17	60-78	L	8-1-0	0-1-0	15-6-4	DNP	DNP	0-8-2	5-0-0
vs Kansas State	11/24/17	64-55	W	3-6-2	0-1-0	6-5-6	DNP	1-0-0	4-10-0	5-3-0
vs Creighton	11/25/17	72-63	W	9-2-5	8-2-1	5-7-2	DNP	0-1-0	10-3-0	4-2-0
UC RIVERSIDE	11/28/17	68-48	W	4-5-2	8-2-3	10-1-7	DNP	2-2-0	2-7-0	5-1-0
UC SANTA BARBARA	12/03/17	74-44	W	7-3-2	2-1-0	14-6-5	DNP	1-5-1	9-5-1	12-6-0
at Oklahoma State	12/08/17	72-87	L	5-2-0	DNP	28-7-7	DNP	0-0-0	3-7-0	9-8-0
at Seton Hall	12/17/17	77-68	W	2-3-1	DNP	11-5-10	DNP	DNP	0-3-0	14-9-2
at Fordham	12/20/17	67-30	W	10-3-3	DNP	16-4-6	DNP	0-2-0	6-7-1	4-6-0
at Stanford	12/29/17	65-76	L	0-3-0	DNP	20-4-6	DNP	0-0-0	2-0-1	2-3-0
at #20 California	12/31/17	82-46	W	9-3-0	DNP	16-3-9	DNP	2-1-0	6-6-1	5-2-2
#16 OREGON STATE	01/05/18	84-49	W	5-3-3	DNP	11-4-6	DNP	2-1-1	10-3-1	12-6-1
#9 OREGON	01/07/18	61-70	L	0-0-0	DNP	19-3-6	DNP	DNP	5-14-0	3-1-0
at UTAH	01/12/18	81-74	W	5-4-0	DNP	20-2-8	DNP	DNP	6-5-0	20-11-0
at Colorado	01/14/18	93-55	W	5-4-2	DNP	10-1-11	DNP	2-6-0	10-3-0	11-9-0
#21 CALIFORNIA	01/19/18	60-52	W	6-3-1	DNP	13-1-3	DNP	DNP	12-7-0	0-3-1
STANFORD	01/21/18	64-53	W	5-3-0	DNP	21-3-5	DNP	0-0-0	3-10-0	0-0-0
at Washington	01/26/18	86-69	W	3-2-1	DNP	22-5-5	DNP	2-1-0	2-9-0	12-7-1
at Washington State	01/28/18	79-71	W	2-0-0	DNP	19-4-3	DNP	0-0-0	10-14-1	5-3-0
USC	02/02/18	59-46	W	0-0-0	DNP	16-3-9	DNP	0-0-0	6-6-0	0-2-1
at USC	02/05/18	84-70	W	7-1-0	DNP	18-3-8	DNP	0-0-0	11-11-0	4-4-0
ARIZONA	02/09/18	69-46	W	5-10-1	DNP	7-2-4	DNP	2-3-0	2-0-0	17-12-1
#25 ARIZONA STATE	02/11/18	71-63	W	0-1-1	DNP	16-2-10	DNP	DNP	15-8-0	12-5-0
at #15 Oregon State	02/16/18	64-67	L	0-1-1	DNP	21-4-5	DNP	DNP	5-11-2	7-4-0
at #8 Oregon	02/19/18	94-101	L	0-0-2	DNP	26-1-13	DNP	DNP	8-8-3	0-4-0
COLORADO	02/22/18	73-67	W	7-4-1	DNP	20-6-11	DNP	0-0-0	5-4-0	8-8-0
UTAH	02/24/18	78-71	W	0-0-1	DNP	22-5-14	DNP	DNP	9-9-0	2-2-1
vs California	03/02/18	77-74	W	2-4-2	DNP	27-3-5	DNP	DNP	5-11-0	2-2-0
vs #6 Oregon	03/03/18	62-65	L	3-5-3	DNP	19-3-4	DNP	DNP	0-8-0	8-5-1
AMERICAN	03/17/18	71-60	W	0-0-0	DNP	10-2-11	DNP	DNP	9-4-1	4-6-1
CREIGHTON	03/19/18	86-64	W	0-0-0	DNP	21-6-8	DNP	0-1-0	10-4-0	5-6-2

				22	23	24	25	32	33
Opponent	Date	Score		BURKE,KENN	HAYES,KELL	DEAN,JAPRE	BILLINGS,M	BAIRD,CHRI	MILLER,LAU
SAN JOSE STATE	11/10/17	129-69	W	13-13-2	6-4-4	DNP	19-11-3	DNP	6-1-2
PRESBYTERIAN COLLEGE	11/12/17	76-40	W	11-9-3	7-4-2	DNP	12-6-1	DNP	4-1-0
#3 BAYLOR	11/18/17	82-68	W	19-5-2	9-0-2	DNP	21-6-2	DNP	2-1-1
#1 UCONN	11/21/17	60-78	L	14-2-2	3-1-2	DNP	15-9-1	DNP	0-0-0
vs Kansas State	11/24/17	64-55	W	12-1-3	12-5-3	DNP	17-12-1	DNP	4-2-0
vs Creighton	11/25/17	72-63	W	17-6-2	5-3-2	DNP	12-7-0	DNP	2-1-0
UC RIVERSIDE	11/28/17	68-48	W	7-4-4	12-3-1	DNP	14-12-2	DNP	4-0-1
UC SANTA BARBARA	12/03/17	74-44	W	6-1-3	2-2-3	DNP	17-10-1	DNP	4-2-0
at Oklahoma State	12/08/17	72-87	L	12-8-1	6-3-1	DNP	9-6-0	DNP	0-0-0
at Seton Hall	12/17/17	77-68	W	10-3-0	15-4-2	8-3-1	17-7-2	DNP	0-0-0
at Fordham	12/20/17	67-30	W	5-2-0	9-2-1	0-2-3	10-10-0	0-1-0	7-5-0
at Stanford	12/29/17	65-76	L	14-4-2	0-2-0	14-3-1	13-10-1	DNP	DNP
at #20 California	12/31/17	82-46	W	10-4-5	5-1-1	5-0-6	20-10-0	DNP	4-3-2
#16 OREGON STATE	01/05/18	84-49	W	0-3-3	8-5-4	11-1-2	19-6-1	0-0-0	6-5-1
#9 OREGON	01/07/18	61-70	L	7-2-4	0-2-1	5-6-3	22-10-1	DNP	0-1-0
at UTAH	01/12/18	81-74	W	9-3-1	9-4-1	5-1-4	7-9-0	DNP	0-1-0
at Colorado	01/14/18	93-55	W	12-3-5	13-3-1	21-3-2	5-11-1	2-3-0	2-3-0
#21 CALIFORNIA	01/19/18	60-52	W	13-7-4	0-0-1	2-2-2	14-18-1	DNP	0-1-0
STANFORD	01/21/18	64-53	W	10-2-3	3-2-1	2-1-4	18-8-1	0-0-0	2-0-0
at Washington	01/26/18	86-69	W	10-6-4	8-3-1	17-0-2	10-8-1	DNP	0-3-0
at Washington State	01/28/18	79-71	W	16-5-0	3-1-1	9-2-1	15-15-3	DNP	0-0-0
USC	02/02/18	59-46	W	7-5-1	11-6-1	3-3-2	14-16-0	DNP	2-3-0
at USC	02/05/18	84-70	W	8-6-1	10-2-2	8-4-1	18-11-2	DNP	0-0-0
ARIZONA	02/09/18	69-46	W	10-9-2	8-3-3	8-1-2	7-5-3	1-1-0	2-2-0
#25 ARIZONA STATE	02/11/18	71-63	W	7-2-1	7-1-1	0-0-7	14-7-1	DNP	DNP
at #15 Oregon State	02/16/18	64-67	L	11-1-4	0-0-1	6-1-1	14-12-1	DNP	DNP
at #8 Oregon	02/19/18	94-101	L	13-3-1	8-0-0	13-2-4	26-10-2	DNP	0-1-0
COLORADO	02/22/18	73-67	W	8-5-3	5-0-1	8-1-3	12-11-2	DNP	0-0-0
UTAH	02/24/18	78-71	W	10-2-3	3-1-2	8-2-2	24-10-0	DNP	0-0-0
vs California	03/02/18	77-74	W	4-6-1	18-2-0	1-0-0	18-8-1	DNP	0-0-0
vs #6 Oregon	03/03/18	62-65	L	14-5-2	0-0-1	0-2-0	18-9-1	0-0-0	DNP
AMERICAN	03/17/18	71-60	W	15-3-2	5-3-1	6-3-3	20-10-1	DNP	2-1-0
CREIGHTON	03/19/18	86-64	W	11-4-3	4-2-0	16-2-1	15-9-0	3-1-0	1-2-1

2017-18 UCLA WBB STATISTICS

Overall: 26-7 Home: 15-2 Away: 8-4 Neutral: 3-1 Pac-12: 14-4

2017-18 UCLA Women's Basketball
#9 UCLA Team High/Low Analysis (as of Mar 20, 2018)
All games

#9 UCLA - TEAM GAME HIGHS

POINTS	129		SAN JOSE STATE (11/10/17)
	94		at #8 Oregon (02/19/18)
	93		at Colorado (01/14/18)
	86		CREIGHTON (03/19/18)
	86		at Washington (01/26/18)
FIELD GOALS MADE	47		SAN JOSE STATE (11/10/17)
	37		at #8 Oregon (02/19/18)
FIELD GOAL ATTEMPTS	83		SAN JOSE STATE (11/10/17)
	82		at Oklahoma State (12/08/17)
FIELD GOAL PERCENTAGE	.566	(47-83)	SAN JOSE STATE (11/10/17)
	.529	(37-70)	at #8 Oregon (02/19/18)
3 PT FIELD GOALS MADE	11		at #8 Oregon (02/19/18)
	9		at Washington (01/26/18)
	9		at Colorado (01/14/18)
3 PT FG ATTEMPTS	27		at #8 Oregon (02/19/18)
	26		#1 UCONN (11/21/17)
3 PT FG PERCENTAGE	.636	(7-11)	#16 OREGON STATE (01/05/18)
	.533	(8-15)	AMERICAN (03/17/18)
FREE THROWS MADE	27		at USC (02/05/18)
	27		SAN JOSE STATE (11/10/17)
FREE THROW ATTEMPTS	38		SAN JOSE STATE (11/10/17)
	35		at USC (02/05/18)
FREE THROW PERCENTAGE	1.000	(10-10)	PRESBYTERIAN COLLEGE (11/12/17)
	1.000	(9-9)	at #20 California (12/31/17)
REBOUNDS	65		SAN JOSE STATE (11/10/17)
	53		ARIZONA (02/09/18)
	53		at Colorado (01/14/18)
ASSISTS	27		SAN JOSE STATE (11/10/17)
	26		at #20 California (12/31/17)
STEALS	17		SAN JOSE STATE (11/10/17)
	16		UC SANTA BARBARA (12/03/17)
BLOCKED SHOTS	9		UTAH (02/24/18)
	9		SAN JOSE STATE (11/10/17)
TURNOVERS	23		vs Kansas State (11/24/17)
	19		at Fordham (12/20/17)
FOULS	24		at Oklahoma State (12/08/17)
	23		vs Kansas State (11/24/17)

2017-18 UCLA WBB STATISTICS

Overall: 26-7 Home: 15-2 Away: 8-4 Neutral: 3-1 Pac-12: 14-4

2017-18 UCLA Women's Basketball
#9 UCLA High/Low Analysis (as of Mar 20, 2018)
All games

#9 UCLA - GAME LOWS

POINTS	59		USC (02/02/18)
	60		#1 UCONN (11/21/17)
	60		#21 CALIFORNIA (01/19/18)
	61		#9 OREGON (01/07/18)
	62		vs #6 Oregon (03/03/18)
FIELD GOALS MADE	20		STANFORD (01/21/18)
	20		USC (02/02/18)
FIELD GOAL ATTEMPTS	54		STANFORD (01/21/18)
	54		at USC (02/05/18)
FIELD GOAL PERCENTAGE	.309	(21-68)	#9 OREGON (01/07/18)
	.311	(23-74)	at Stanford (12/29/17)
3 PT FIELD GOALS MADE	2		UC SANTA BARBARA (12/03/17)
	3		at Oklahoma State (12/08/17)
	3		at Washington State (01/28/18)
3 PT FG ATTEMPTS	11		UC SANTA BARBARA (12/03/17)
	11		#16 OREGON STATE (01/05/18)
3 PT FG PERCENTAGE	.158	(3-19)	at Oklahoma State (12/08/17)
	.182	(2-11)	UC SANTA BARBARA (12/03/17)
FREE THROWS MADE	4		vs #6 Oregon (03/03/18)
	5		#16 OREGON STATE (01/05/18)
FREE THROW ATTEMPTS	6		vs #6 Oregon (03/03/18)
	7		#16 OREGON STATE (01/05/18)
FREE THROW PERCENTAGE	.550	(11-20)	at Oklahoma State (12/08/17)
	.563	(9-16)	UTAH (02/24/18)
REBOUNDS	28		#25 ARIZONA STATE (02/11/18)
	31		#3 BAYLOR (11/18/17)
	31		#1 UCONN (11/21/17)
ASSISTS	9		at Oklahoma State (12/08/17)
	9		at Washington State (01/28/18)
	9		vs California (03/02/18)
STEALS	4		USC (02/02/18)
	5		at Seton Hall (12/17/17)
	5		at #15 Oregon State (02/16/18)
BLOCKED SHOTS	1		vs Kansas State (11/24/17)
	2		at Fordham (12/20/17)
	2		#16 OREGON STATE (01/05/18)
	2		STANFORD (01/21/18)
	2		at #15 Oregon State (02/16/18)
	2		COLORADO (02/22/18)
TURNOVERS	6		vs California (03/02/18)
	8		vs Creighton (11/25/17)
	8		#25 ARIZONA STATE (02/11/18)
	8		at #15 Oregon State (02/16/18)
	8		AMERICAN (03/17/18)
FOULS	11		#21 CALIFORNIA (01/19/18)

2017-18 UCLA WBB STATISTICS

Overall: 26-7 Home: 15-2 Away: 8-4 Neutral: 3-1 Pac-12: 14-4

2017-18 UCLA Women's Basketball
#9 UCLA High/Low Analysis (as of Mar 20, 2018)
All games

Opponent - GAME HIGHS

POINTS	101		at #8 Oregon (02/19/18)
	87		at Oklahoma State (12/08/17)
	78		#1 UCONN (11/21/17)
	76		at Stanford (12/29/17)
	74		vs California (03/02/18)
	74		at UTAH (01/12/18)
FIELD GOALS MADE	35		at #8 Oregon (02/19/18)
	29		vs California (03/02/18)
	29		at Washington State (01/28/18)
	29		at Oklahoma State (12/08/17)
FIELD GOAL ATTEMPTS	76		SAN JOSE STATE (11/10/17)
	70		at Colorado (01/14/18)
FIELD GOAL PERCENTAGE	.556	(35-63)	at #8 Oregon (02/19/18)
	.540	(27-50)	#1 UCONN (11/21/17)
3 PT FIELD GOALS MADE	13		at #8 Oregon (02/19/18)
	11		CREIGHTON (03/19/18)
	11		SAN JOSE STATE (11/10/17)
3 PT FG ATTEMPTS	35		SAN JOSE STATE (11/10/17)
	27		CREIGHTON (03/19/18)
	27		COLORADO (02/22/18)
	27		PRESBYTERIAN COLLEGE (11/12/17)
3 PT FG PERCENTAGE	.600	(6-10)	#25 ARIZONA STATE (02/11/18)
	.538	(7-13)	#1 UCONN (11/21/17)
FREE THROWS MADE	22		#9 OREGON (01/07/18)
	22		at Oklahoma State (12/08/17)
FREE THROW ATTEMPTS	29		at Oklahoma State (12/08/17)
	26		#9 OREGON (01/07/18)
FREE THROW PERCENTAGE	1.000	(8-8)	PRESBYTERIAN COLLEGE (11/12/17)
	.944	(17-18)	vs Creighton (11/25/17)
REBOUNDS	48		at Stanford (12/29/17)
	47		at Oklahoma State (12/08/17)
ASSISTS	23		at #8 Oregon (02/19/18)
	21		at Washington State (01/28/18)
STEALS	12		at Seton Hall (12/17/17)
	11		at Washington State (01/28/18)
	11		#21 CALIFORNIA (01/19/18)
	11		#1 UCONN (11/21/17)
	11		SAN JOSE STATE (11/10/17)
BLOCKED SHOTS	7		at #15 Oregon State (02/16/18)
	6		vs #6 Oregon (03/03/18)
	6		at UTAH (01/12/18)
TURNOVERS	25		UC RIVERSIDE (11/28/17)
	24		at #20 California (12/31/17)
FOULS	26		SAN JOSE STATE (11/10/17)
	24		vs California (03/02/18)

2017-18 UCLA WBB STATISTICS

Overall: 26-7 Home: 15-2 Away: 8-4 Neutral: 3-1 Pac-12: 14-4

2017-18 UCLA Women's Basketball
#9 UCLA High/Low Analysis (as of Mar 20, 2018)
All games

Opponent - GAME LOWS

POINTS	30		at Fordham (12/20/17)
	40		PRESBYTERIAN COLLEGE (11/12/17)
	44		UC SANTA BARBARA (12/03/17)
	46		at #20 California (12/31/17)
	46		USC (02/02/18)
	46		ARIZONA (02/09/18)
FIELD GOALS MADE	10		at Fordham (12/20/17)
	13		PRESBYTERIAN COLLEGE (11/12/17)
FIELD GOAL ATTEMPTS	47		UC SANTA BARBARA (12/03/17)
	47		#25 ARIZONA STATE (02/11/18)
FIELD GOAL PERCENTAGE	.196	(10-51)	at Fordham (12/20/17)
	.265	(13-49)	PRESBYTERIAN COLLEGE (11/12/17)
3 PT FIELD GOALS MADE	1		at #20 California (12/31/17)
	2		#3 BAYLOR (11/18/17)
	2		at Fordham (12/20/17)
	2		#16 OREGON STATE (01/05/18)
3 PT FG ATTEMPTS	9		#3 BAYLOR (11/18/17)
	10		#25 ARIZONA STATE (02/11/18)
3 PT FG PERCENTAGE	.083	(1-12)	at #20 California (12/31/17)
	.095	(2-21)	at Fordham (12/20/17)
FREE THROWS MADE	3		AMERICAN (03/17/18)
	5		STANFORD (01/21/18)
FREE THROW ATTEMPTS	8		PRESBYTERIAN COLLEGE (11/12/17)
	8		AMERICAN (03/17/18)
FREE THROW PERCENTAGE	.375	(3-8)	AMERICAN (03/17/18)
	.455	(5-11)	STANFORD (01/21/18)
REBOUNDS	22		at Fordham (12/20/17)
	23		UC SANTA BARBARA (12/03/17)
ASSISTS	6		at Fordham (12/20/17)
	8		PRESBYTERIAN COLLEGE (11/12/17)
	8		vs Kansas State (11/24/17)
	8		at Seton Hall (12/17/17)
	8		ARIZONA (02/09/18)
STEALS	1		at #20 California (12/31/17)
	1		CREIGHTON (03/19/18)
BLOCKED SHOTS	0		vs Creighton (11/25/17)
	0		UC SANTA BARBARA (12/03/17)
	0		at Oklahoma State (12/08/17)
	0		USC (02/02/18)
	0		#25 ARIZONA STATE (02/11/18)
TURNOVERS	9		at USC (02/05/18)
	10		at #8 Oregon (02/19/18)
FOULS	7		vs #6 Oregon (03/03/18)
	9		PRESBYTERIAN COLLEGE (11/12/17)
	9		#16 OREGON STATE (01/05/18)

2017-18 UCLA WBB STATISTICS

Overall: 26-7 Home: 15-2 Away: 8-4 Neutral: 3-1 Pac-12: 14-4

2017-18 UCLA Women's Basketball
#9 UCLA Player High/Low Analysis (as of Mar 20, 2018)
All games

#9 UCLA - INDIVIDUAL GAME HIGHS

Points	28		Canada, Jordin at Oklahoma State (12/08/17)
	27		Canada, Jordin vs California (03/02/18)
	26		Billings, Monique at #8 Oregon (02/19/18)
	26		Canada, Jordin at #8 Oregon (02/19/18)
	26		Canada, Jordin vs San Jose State (11/10/17)
Field Goals Made	11		Billings, Monique at #8 Oregon (02/19/18)
	11		Canada, Jordin at Oklahoma State (12/08/17)
Field Goal Att.	28		Canada, Jordin at Stanford (12/29/17)
	25		Canada, Jordin at #15 Oregon State (02/16/18)
FG Pct (min 5 made)	1.000	(7-7)	Drummer, Lajahna vs #25 Arizona State (02/11/18)
	.857	(6-7)	Canada, Jordin vs Creighton (03/19/18)
3-Point FG Made	5		Hayes, Kelli vs California (03/02/18)
	5		Dean, Japreece at Washington (01/26/18)
	5		Dean, Japreece at Colorado (01/14/18)
3-Point FG Att.	10		Burke, Kennedy vs #1 UConn (11/21/17)
	9		Hayes, Kelli vs Arizona (02/09/18)
	9		Dean, Japreece at Washington (01/26/18)
	9		Dean, Japreece at Stanford (12/29/17)
3-Pt FG Pct (min 2 made)	1.000	(4-4)	Canada, Jordin vs San Jose State (11/10/17)
	1.000	(3-3)	Canada, Jordin vs USC (02/02/18)
	1.000	(2-2)	Burke, Kennedy vs Colorado (02/22/18)
	1.000	(2-2)	Drummer, Lajahna vs #21 California (01/19/18)
	1.000	(2-2)	Hayes, Kelli vs #16 Oregon State (01/05/18)
	1.000	(2-2)	Horvat, Chantel vs Presbyterian College (11/12/17)
Free Throws Made	11		Canada, Jordin vs California (03/02/18)
	11		Canada, Jordin at USC (02/05/18)
	11		Canada, Jordin vs Stanford (01/21/18)
Free Throw Att.	14		Canada, Jordin vs Stanford (01/21/18)
	13		Canada, Jordin at USC (02/05/18)
FT Pct (min 3 made)	1.000	(6-6)	Canada, Jordin vs Colorado (02/22/18)
	1.000	(6-6)	Burke, Kennedy at Colorado (01/14/18)
	1.000	(5-5)	Canada, Jordin at #8 Oregon (02/19/18)
	1.000	(5-5)	Canada, Jordin at Oklahoma State (12/08/17)
	1.000	(5-5)	Corsaro, Lindsey vs San Jose State (11/10/17)
	1.000	(4-4)	Burke, Kennedy at USC (02/05/18)
	1.000	(4-4)	Burke, Kennedy vs USC (02/02/18)
	1.000	(4-4)	Dean, Japreece at Washington State (01/28/18)
	1.000	(4-4)	Onyenwere, Michaela at Washington (01/26/18)
	1.000	(4-4)	Burke, Kennedy at UTAH (01/12/18)
	1.000	(4-4)	Canada, Jordin at #20 California (12/31/17)
	1.000	(4-4)	Burke, Kennedy vs #3 Baylor (11/18/17)
	1.000	(4-4)	Onyenwere, Michaela vs Presbyterian College (11/12/17)
	1.000	(4-4)	Billings, Monique vs Presbyterian College (11/12/17)
	1.000	(3-3)	Billings, Monique vs #16 Oregon State (01/05/18)
	1.000	(3-3)	Miller, Lauryn at Fordham (12/20/17)
	1.000	(3-3)	Burke, Kennedy at Fordham (12/20/17)
	1.000	(3-3)	Burke, Kennedy vs #1 UConn (11/21/17)
Rebounds	18		Billings, Monique vs #21 California (01/19/18)
	16		Billings, Monique vs USC (02/02/18)
Assists	14		Canada, Jordin vs Utah (02/24/18)
	13		Canada, Jordin at #8 Oregon (02/19/18)
	13		Canada, Jordin vs #3 Baylor (11/18/17)
Steals	11		Canada, Jordin vs San Jose State (11/10/17)

2017-18 UCLA WBB STATISTICS

Overall: 26-7 Home: 15-2 Away: 8-4 Neutral: 3-1 Pac-12: 14-4

	7	Canada, Jordin at Stanford (12/29/17)
Blocked Shots	6	Billings, Monique at Seton Hall (12/17/17)
	5	Billings, Monique vs San Jose State (11/10/17)
Turnovers	6	Canada, Jordin vs #6 Oregon (03/03/18)
	6	Canada, Jordin vs USC (02/02/18)
	6	Canada, Jordin vs Stanford (01/21/18)
	6	Billings, Monique vs Kansas State (11/24/17)
Fouls	5	Drummer, Lajahna at #8 Oregon (02/19/18)
	5	Onyenwere, Michaela at Washington (01/26/18)
	5	Billings, Monique vs #21 California (01/19/18)
	5	Canada, Jordin vs #9 Oregon (01/07/18)
Minutes	45	Canada, Jordin at #8 Oregon (02/19/18)
	43	Canada, Jordin at #15 Oregon State (02/16/18)
	43	Billings, Monique at #15 Oregon State (02/16/18)
	42	Billings, Monique vs Utah (02/24/18)
	42	Canada, Jordin vs Utah (02/24/18)
	42	Billings, Monique at #8 Oregon (02/19/18)

2017-18 UCLA WBB STATISTICS

Overall: 26-7 Home: 15-2 Away: 8-4 Neutral: 3-1 Pac-12: 14-4

2017-18 UCLA Women's Basketball
#9 UCLA Opponent High/Low Analysis (as of Mar 20, 2018)
All games

OPPONENT INDIVIDUAL GAME HIGHS

Points	33		Brown, Kalani vs #3 Baylor (11/18/17)
	31		Robinson, Alexis vs Colorado (02/22/18)
	27		Goodwin, Loryn at Oklahoma State (12/08/17)
	26		McPhee, Brittany at Stanford (12/29/17)
	25		Sabally, Satou at #8 Oregon (02/19/18)
	25		Hristova,Borislava at Washington State (01/28/18)
Field Goals Made	13		Brown, Kalani vs #3 Baylor (11/18/17)
	11		Robinson, Alexis vs Colorado (02/22/18)
	11		Hristova,Borislava at Washington State (01/28/18)
Field Goal Att.	25		Robinson, Alexis vs Colorado (02/22/18)
	24		Hristova,Borislava at Washington State (01/28/18)
FG Pct (min 5 made)	1.000	(6-6)	Provo, Daneesha at UTAH (01/12/18)
	.857	(6-7)	JIMENEZ, Nicole at Seton Hall (12/17/17)
3-Point FG Made	7		Sabally, Satou at #8 Oregon (02/19/18)
	5		Robinson, Alexis vs Colorado (02/22/18)
	5		Cazorla, Maite at #8 Oregon (02/19/18)
3-Point FG Att.	13		Robinson, Alexis vs Colorado (02/22/18)
	11		Mazyck, Aliyah at USC (02/05/18)
3-Pt FG Pct (min 2 made)	1.000	(3-3)	Walker, Megan vs #1 UConn (11/21/17)
	1.000	(2-2)	Ryan, Robbi vs #25 Arizona State (02/11/18)
	1.000	(2-2)	Ruden, Jamie vs #25 Arizona State (02/11/18)
	1.000	(2-2)	Simon, Kristen at USC (02/05/18)
	1.000	(2-2)	Provo, Daneesha at UTAH (01/12/18)
	1.000	(2-2)	Jensen, Kaylee at Oklahoma State (12/08/17)
Free Throws Made	10		Ionescu, Sabrina at #8 Oregon (02/19/18)
	9		Goodwin, Loryn at Oklahoma State (12/08/17)
Free Throw Att.	12		Ionescu, Sabrina at #8 Oregon (02/19/18)
	10		Huff, Megan at UTAH (01/12/18)
	10		Miller, Braxtin at Oklahoma State (12/08/17)
FT Pct (min 3 made)	1.000	(9-9)	Goodwin, Loryn at Oklahoma State (12/08/17)
	1.000	(8-8)	Gulich, Marie at #15 Oregon State (02/16/18)
	1.000	(5-5)	Effa, Marguerite at USC (02/05/18)
	1.000	(5-5)	JIMENEZ, Nicole at Seton Hall (12/17/17)
	1.000	(4-4)	FABER, Audrey vs Creighton (03/19/18)
	1.000	(4-4)	Gildon, Oti at #8 Oregon (02/19/18)
	1.000	(4-4)	Bennett, JaLea vs Arizona (02/09/18)
	1.000	(4-4)	Molina,Chanelle at Washington State (01/28/18)
	1.000	(4-4)	Sabally, Satou vs #9 Oregon (01/07/18)
	1.000	(4-4)	Cazorla, Maite vs #9 Oregon (01/07/18)
	1.000	(4-4)	Williams, Kiana at Stanford (12/29/17)
	1.000	(4-4)	CAVANAUGH, Bre at Fordham (12/20/17)
	1.000	(4-4)	Radford, Nina vs UC Santa Barbara (12/03/17)
	1.000	(4-4)	GREENE, Ali vs Creighton (11/25/17)
	1.000	(4-4)	REMBAO, Tatum vs Creighton (11/25/17)
	1.000	(4-4)	Collier, Napheesa vs #1 UConn (11/21/17)
	1.000	(4-4)	Dangerfield, Crystal vs #1 UConn (11/21/17)
	1.000	(4-4)	Hall, Kacie vs Presbyterian College (11/12/17)
	1.000	(4-4)	Turney, Taylor vs San Jose State (11/10/17)
	1.000	(3-3)	Hebard, Ruthy vs #9 Oregon (01/07/18)
	1.000	(3-3)	Cowling, Mikayla at #20 California (12/31/17)
	1.000	(3-3)	HOLDEN, Lauren at Fordham (12/20/17)
Rebounds	15		Jensen, Kaylee at Oklahoma State (12/08/17)
	14		Johnson, Hannah at Washington (01/26/18)

2017-18 UCLA WBB STATISTICS

Overall: 26-7 Home: 15-2 Away: 8-4 Neutral: 3-1 Pac-12: 14-4

	14	Cohen, Dekeiya vs #3 Baylor (11/18/17)
Assists	12	Ionescu, Sabrina at #8 Oregon (02/19/18)
	11	Leonard, Kennedy vs Colorado (02/22/18)
	11	Moore, Minyon at USC (02/05/18)
Steals	5	Bean, Erika vs Utah (02/24/18)
	5	Collier, Napheesa vs #1 UConn (11/21/17)
Blocked Shots	4	Hebard,Ruthy vs #6 Oregon (03/03/18)
	4	Potter, Emily at UTAH (01/12/18)
Turnovers	8	Liddane, Maria vs American (03/17/18)
	7	Ionescu, Sabrina vs #9 Oregon (01/07/18)
	7	Curry, Michelle vs UC Riverside (11/28/17)
	7	Marquez, Danae vs San Jose State (11/10/17)
Fouls	5	AGNEW, Jaylyn vs Creighton (03/19/18)
	5	Anigwe,Kristine vs California (03/02/18)
	5	Clark, Tilar vs Utah (02/24/18)
	5	Adams, Jordan at USC (02/05/18)
	5	Simon, Kristen at USC (02/05/18)
	5	Molina,Chanelle at Washington State (01/28/18)
	5	Johnson, Kaylee vs Stanford (01/21/18)
	5	Sniezek, Marta vs Stanford (01/21/18)
	5	Provo, Daneesha at UTAH (01/12/18)
	5	Maley, Anneli vs #9 Oregon (01/07/18)
	5	GREENE, Ali vs Creighton (11/25/17)
	5	Lakes, Mary vs Kansas State (11/24/17)
	5	Cohen, Dekeiya vs #3 Baylor (11/18/17)
	5	Lewis, Cydni vs San Jose State (11/10/17)

2017-18 UCLA WBB STATISTICS

Overall: 26-7 Home: 15-2 Away: 8-4 Neutral: 3-1 Pac-12: 14-4

2017-18 UCLA Women's Basketball
#9 UCLA Game-by-Game Highs (as of Mar 20, 2018)
All games

Opponent	Date	Score	Points	Rebounds	Assists	Steals	Blocked shots
SAN JOSE STATE	11/10/17	129-69	26-Canada, Jordin	13-Burke, Kennedy	10-Canada, Jordin	11-Canada, Jordin	5-Billings, Monique
PRESBYTERIAN COLLEGE	11/12/17	76-40	12-Billings, Monique	9-Burke, Kennedy	5-Owens, Kayla	5-Onyenwere, Michae	1-Rosenblum, Ally Onyenwere, Michael Burke, Kennedy
#3 BAYLOR	11/18/17	82-68	21-Billings, Monique	9-Drummer, Lajahna	13-Canada, Jordin	2-Horvat, Chantel Burke, Kennedy Drummer, Lajahna	3-Drummer, Lajahna Billings, Monique
#1 UCONN	11/21/17	60-78	15-Canada, Jordin Billings, Monique	9-Billings, Monique	4-Canada, Jordin	5-Canada, Jordin	2-Burke, Kennedy
vs Kansas State	11/24/17	64-55	17-Billings, Monique	12-Billings, Monique	6-Canada, Jordin	5-Canada, Jordin	1-Burke, Kennedy
vs Creighton	11/25/17	72-63	17-Burke, Kennedy	7-Billings, Monique Canada, Jordin	5-Horvat, Chantel	2-Burke, Kennedy Canada, Jordin	1-Onyenwere, Michae Hayes, Kelli Horvat, Chantel Billings, Monique
UC RIVERSIDE	11/28/17	68-48	14-Billings, Monique	12-Billings, Monique	7-Canada, Jordin	4-Canada, Jordin	2-Burke, Kennedy Miller, Lauryn
UC SANTA BARBARA	12/03/17	74-44	17-Billings, Monique	10-Billings, Monique	5-Canada, Jordin	6-Canada, Jordin	2-Billings, Monique
at Oklahoma State	12/08/17	72-87	28-Canada, Jordin	8-Burke, Kennedy Onyenwere, Michael	7-Canada, Jordin	5-Burke, Kennedy	2-Burke, Kennedy
at Seton Hall	12/17/17	77-68	17-Billings, Monique	9-Onyenwere, Michae	10-Canada, Jordin	2-Billings, Monique Canada, Jordin	6-Billings, Monique
at Fordham	12/20/17	67-30	16-Canada, Jordin	10-Billings, Monique	6-Canada, Jordin	4-Canada, Jordin	1-Hayes, Kelli Onyenwere, Michael
at Stanford	12/29/17	65-76	20-Canada, Jordin	10-Billings, Monique	6-Canada, Jordin	7-Canada, Jordin	2-Billings, Monique
at #20 California	12/31/17	82-46	20-Billings, Monique	10-Billings, Monique	9-Canada, Jordin	4-Burke, Kennedy	2-Billings, Monique
#16 OREGON STATE	01/05/18	84-49	19-Billings, Monique	6-Billings, Monique Onyenwere, Michael	6-Canada, Jordin	3-Billings, Monique	1-Horvat, Chantel Billings, Monique
#9 OREGON	01/07/18	61-70	22-Billings, Monique	14-Drummer, Lajahna	6-Canada, Jordin	4-Onyenwere, Michae	1-Drummer, Lajahna Onyenwere, Michael Billings, Monique
at UTAH	01/12/18	81-74	20-Canada, Jordin Onyenwere, Michael	11-Onyenwere, Micha	8-Canada, Jordin	4-Canada, Jordin	1-Horvat, Chantel Billings, Monique Onyenwere, Michael Burke, Kennedy Hayes, Kelli
at Colorado	01/14/18	93-55	21-Dean, Japreece	11-Billings, Monique	11-Canada, Jordin	5-Burke, Kennedy	2-Billings, Monique
#21 CALIFORNIA	01/19/18	60-52	14-Billings, Monique	18-Billings, Monique	4-Burke, Kennedy	2-Burke, Kennedy Billings, Monique Canada, Jordin	3-Billings, Monique
STANFORD	01/21/18	64-53	21-Canada, Jordin	10-Drummer, Lajahna	5-Canada, Jordin	2-Canada, Jordin Onyenwere, Michael Burke, Kennedy	2-Billings, Monique
at Washington	01/26/18	86-69	22-Canada, Jordin	9-Drummer, Lajahna	5-Canada, Jordin	3-Dean, Japreece Billings, Monique	2-Miller, Lauryn
at Washington State	01/28/18	79-71	19-Canada, Jordin	15-Billings, Monique	3-Canada, Jordin Billings, Monique	2-Canada, Jordin Burke, Kennedy	1-Billings, Monique Hayes, Kelli Drummer, Lajahna Burke, Kennedy
USC	02/02/18	59-46	16-Canada, Jordin	16-Billings, Monique	9-Canada, Jordin	2-Canada, Jordin	3-Billings, Monique
at USC	02/05/18	84-70	18-Billings, Monique Canada, Jordin	11-Drummer, Lajahna Billings, Monique	8-Canada, Jordin	3-Canada, Jordin	3-Billings, Monique
ARIZONA	02/09/18	69-46	17-Onyenwere, Micha	12-Onyenwere, Micha	4-Canada, Jordin	3-Burke, Kennedy	2-Burke, Kennedy Miller, Lauryn

2017-18 UCLA WBB STATISTICS

Overall: 26-7 Home: 15-2 Away: 8-4 Neutral: 3-1 Pac-12: 14-4

2017-18 UCLA Women's Basketball
#9 UCLA Game-by-Game Highs (as of Mar 20, 2018)
All games

Opponent	Date	Score	Points	Rebounds	Assists	Steals	Blocked shots
#25 ARIZONA STATE	02/11/18	71-63	16-Canada, Jordin	8-Drummer, Lajahna	10-Canada, Jordin	3-Canada, Jordin	3-Burke, Kennedy
at #15 Oregon State	02/16/18	64-67	21-Canada, Jordin	12-Billings, Monique	5-Canada, Jordin	2-Dean, Japreece	1-Onyenwere, Michae Billings, Monique
at #8 Oregon	02/19/18	94-101	26-Canada, Jordin Billings, Monique	10-Billings, Monique	13-Canada, Jordin	4-Canada, Jordin	2-Burke, Kennedy
COLORADO	02/22/18	73-67	20-Canada, Jordin	11-Billings, Monique	11-Canada, Jordin	2-Burke, Kennedy	1-Hayes, Kelli Burke, Kennedy
UTAH	02/24/18	78-71	24-Billings, Monique	10-Billings, Monique	14-Canada, Jordin	4-Billings, Monique	4-Billings, Monique
vs California	03/02/18	77-74	27-Canada, Jordin	11-Drummer, Lajahna	5-Canada, Jordin	5-Canada, Jordin	1-Billings, Monique Horvat, Chantel Drummer, Lajahna
vs #6 Oregon	03/03/18	62-65	19-Canada, Jordin	9-Billings, Monique	4-Canada, Jordin	4-Canada, Jordin	2-Onyenwere, Michae Billings, Monique
AMERICAN	03/17/18	71-60	20-Billings, Monique	10-Billings, Monique	11-Canada, Jordin	3-Canada, Jordin Billings, Monique	3-Billings, Monique
CREIGHTON	03/19/18	86-64	21-Canada, Jordin	9-Billings, Monique	8-Canada, Jordin	5-Canada, Jordin	1-Drummer, Lajahna Burke, Kennedy Miller, Lauryn Billings, Monique

2018 NCAA Division I Women's BASKETBALL CHAMPIONSHIP

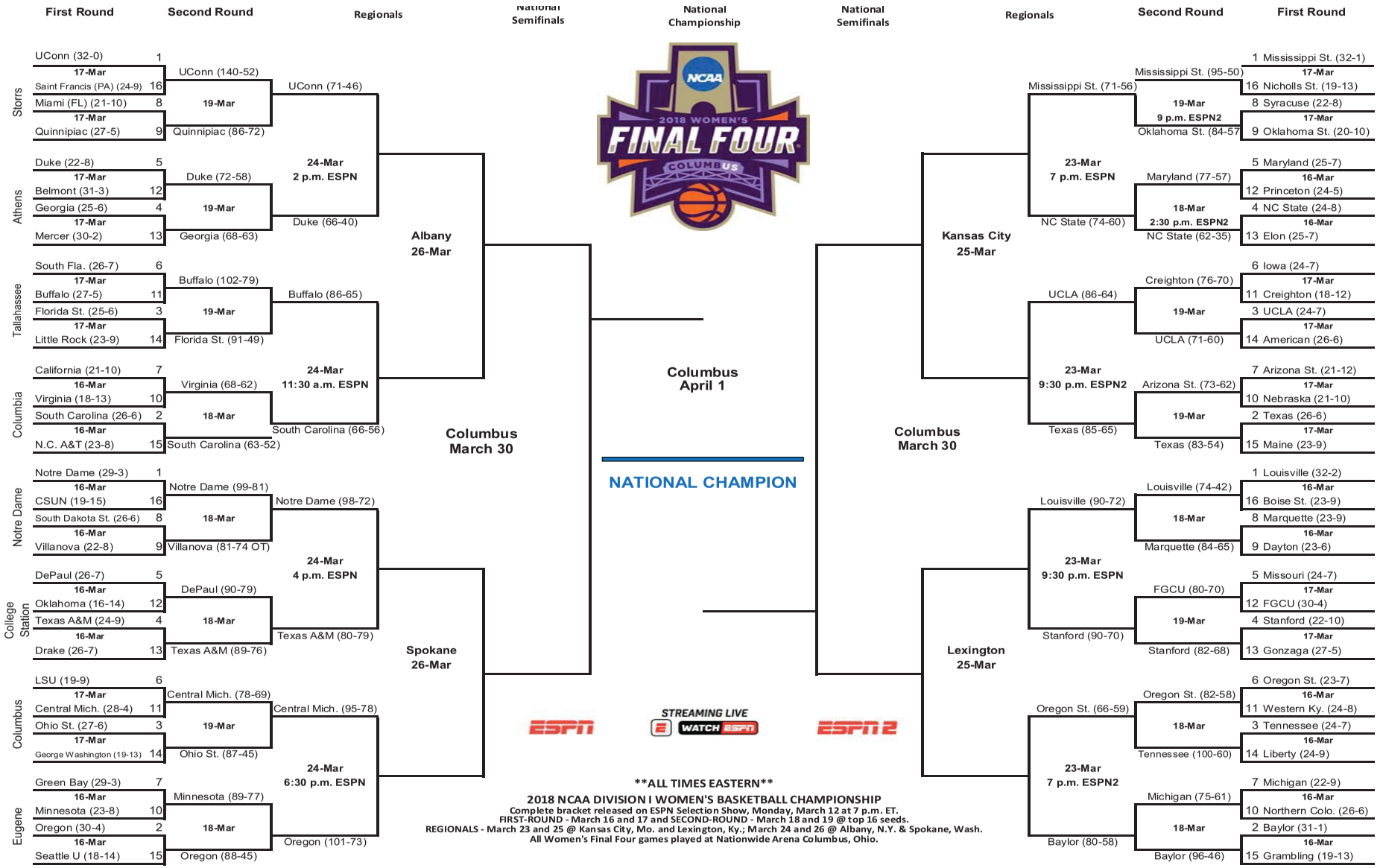

ALL TIMES EASTERN

2018 NCAA DIVISION I WOMEN'S BASKETBALL CHAMPIONSHIP

Complete bracket released on ESPN Selection Show, Monday, March 12 at 7 p.m. ET.
FIRST-ROUND - March 16 and 17 and SECOND-ROUND - March 18 and 19 @ top 16 seeds.
REGIONALS - March 23 and 25 @ Kansas City, Mo. and Lexington, Ky.; March 24 and 26 @ Albany, N.Y. & Spokane, Wash.
All Women's Final Four games played at Nationwide Arena Columbus, Ohio.

© 2018 National Collegiate Athletic Association. No commercial use without the NCAA's written permission.
The NCAA opposes all sports wagering. This bracket should not be used for sweepstakes, contests, office pools or other gambling activities.
NCAA and Women's Final Four are trademarks of the National Collegiate Athletic Association.

2017-18 UCLA WOMEN'S BASKETBALL