GONZAGA BASKETBALL

2 FINAL FOURS | 13 SWEET 16 APPEARANCES | 25 NCAA TOURNAMENT APPEARANCES | 26 WCC REGULAR SEASON TITLES | 21 WCC TOURNAMENT TITLES

GAME 36 - 3-seed: Gonzaga (30-5) vs. 2-seed: UCLA (31-5) | March 23 | 6:40 p.m. PT | Las Vegas | T-Mobile Arena | NCAA West Region Semifinal

ON AIR

TELEVISION

CBS

(Kevin Harlan, Dan Bonner, Stan Van Gundy & Lauren Shehadi)

RADIO

Gonzaga Sports Properties (Tom Hudson & Adam Morrison)

LIVE STATS

GoZags.com

2022-23 SCHEDULE/RESULTS (H: 14-1; A: 7-2; N: 9-2)

Date	GU Rank	Opp Rank	Opponent	TV	Time/Result
OCTOBER					
28	2/2	11/11	# > vs. Tennessee	iNDemand PPV	L, 80-99
NOVEMBER					
2	2/2	-/-	# WARNER PACIFIC	KHQ	W, 101-70
7	2/2	-/-	NORTH FLORIDA	KHQ/ROOT	W, 104-63
11	2/2	RV/RV	^ vs. Michigan State	ESPN	W, 64-63
16	2/2	11/11	at Texas	ESPN2	L, 74-93
20	2/2	4/4	+ vs. Kentucky	ESPN	W, 88-72
24	6/5	-/-	% vs. Portland State	ESPN	W, 102-78
25	6/5	24/23	% vs. Purdue	ESPN	L, 66-84
27	6/5	RV/RV	% vs. Xavier	ESPN	W, 88-84
DECEMBER					
2	14/12	6/10	@ vs. Baylor	Peacock	L, 63-64
5	18/18	-/-	KENT STATE	KHQ/ROOT	W, 73-66
9	18/18	-/-	WASHINGTON	KHQ/ROOT PLUS	W, 77-60
12	15/15	-/-	NORTHERN ILLINOIS	KHQ/ROOT PLUS	W, 88-67
17	15/15	4/5	& vs. Alabama	CBS	W, 100-90
20	11/12	-/-	MONTANA	KHQ/ROOT PLUS	W, 85-75
28	10/11	-/-	EASTERN OREGON	KHQ/ROOT	W, 120-42
31	10/11	-/-	* PEPPERDINE	KHQ/ROOT	W, 111-88
JANUARY					
5	9/10	-/-	* at San Francisco	ESPN2	W, 77-75
7	9/10	-/-	* at Santa Clara	KHQ/ROOT	W, 81-76
12	8/8	-/-	* at Brigham Young	ESPN	W, 75-7414
8/8	-/-	-/-	* PORTLAND	ESPN2	W, 115-75
19	6/6	-/-	* LOYOLA MARYMOUNT	KHQ/WCC	L, 67-68
21	6/6	-/-	* at Pacific	KHQ/ROOT PLUS	W, 99-90
28	14/14	-/-	* at Portland	KHQ/ROOT	W, 82-67
FEBRUARY					
2	12/14	-/-	* SANTA CLARA	CBS Sports Net	W, 88-70
4	12/14	18/18	* at Saint Mary's	ESPN	L, 70-78 (OT)
9	16/16	-/-	* SAN FRANCISCO	ESPN2	W, 99-81
11	16/16	-/-	* BRIGHAM YOUNG	ESPN2	W, 88-81
16	13/12	-/-	* at Loyola Marymount	CBS Sports Net	W, 108-65
18	13/12	-/-	* at Pepperdine	KHQ/ROOT	W, 97-88
23	12/12	-/-	* SAN DIEGO	ESPN2	W, 97-72
25	12/12	15/14	* SAINT MARY'S	ESPN	W, 77-68
MARCH					
1	10/10	-/-	CHICAGO STATE	KHQ/ROOT PLUS	W, 104-65
6	9/8	-/-	! San Francisco	ESPN2	W, 84-73
7	9/8	16/16	! Saint Mary's	ESPN	W, 77-51
17	9/9	--/--	< Grand Canyon	TruTV	W, 82-70
19	9/9	22/23	< Texas Christian	TBS	W, 84-81
23	*9/9*	*7/6*	*> UCLA*	*CBS*	*7:30 p.m.*

Pacific times and HOME GAMES are in all caps | * West Coast Conference game
Exhibition game | > Legends of Basketball Classic (Comerica Arena)
^ Armed Forces Classic (USS Abraham Lincoln) | + Game Played at Spokane Arena
% PK85 Invitational (Moda Center and Memorial Coliseum) | @ Peacock Classic (Sanford Pentagon)
& C.M. Newton Classic (Legacy Arena) | ^ WCC Championships - Las Vegas (Orleans Arena)
< NCAA First and Second Round - Denver | > NCAA West Regionals - Las Vegas

ZAG STAT

8 The Zags are the only program to appear in the last eight Sweet 16s, including this season. GU is the fourth program ever to reach eight straight Sweet 16s, along with UCLA, Duke, and North Carolina.

ON THIS DATE

March 23, 2017

Jordan Mathews hit the go-ahead three-pointer with under a minute to play and top-seeded Gonzaga survived to beat No. 4 seed West Virginia 61-58 to advance to the West Regional final. Mathews, Przemek Karnowski and Johnathan Williams all had 13 points to lead the Bulldogs. Nigel Williams-Goss finished with 10 points.

- Gonzaga is 2-5 all-time on March 23

ZAGS

LEADERS	PPG	RPG	APG
Drew Timme	21.1	7.3	3.2
Julian Strawther	15.3	6.1	1.3
Anton Watson	11.3	6.1	2.4
Rasir Bolton	10.5	1.9	2.6
Nolan Hickman	8.2	2.5	3.1

LAST 5 GAMES

W, 84-81, TCU (March 19)
W, 82-70, Grand Canyon (March 17)
W, 77-51, Saint Mary's (March 7)
W, 84-73, San Francisco (March 6)
W, 104-65, Chicago State (March 1)

HEAD COACH

Mark Few (687-134) 24th year

30-5	Overall Record	31-5
87.3	Points Per Game	74.1
73.1	Opponent's PPG	60.2
52.6%	FG Percentage	46.1%
44.4%	Opponent's FG%	40.5%
38.7%	3PT Percentage	34.8%
34.8%	Opponent's 3PT%	31.0%
70.1%	FT Percentage	72.8%
36.7	Rebounds Per Game	35.6
31.3	Opponent Rebs PG	31.9
16.4	Assists Per Game	14.6
10.6	Turnovers Per Game	10.1
7.5	Steals Per Game	8.4
3.5	Blocks Per Game	3.8
6	NET Ranking	28

UCLA

LEADERS	PPG	RPG	APG
Jaime Jaquez Jr.	17.5	8.1	2.3
Tyger Campbell	13.4	2.6	4.9
Amari Bailey	10.9	3.8	2.2
David Singleton	9.1	2.8	1.1
Adem Bona	7.7	5.3	0.7

LAST 5 GAMES

W, 68-63, Northwestern (March 18)
W, 86-53, UNC-Asheville (March 16)
L, 59-61, Arizona (March 11)
W, 75-56, Oregon (March 10)
W, 80-69, Colorado (March 9)

HEAD COACH

Mick Cronin (464-206) 20th year

SERIES INFO: This is the eighth meeting between UCLA and Gonzaga. GU leads series 5-2.
STREAK: Gonzaga, W2 | IN SPOKANE: 0-1 | IN LOS ANGELES: 2-0 | NEUTRAL: 3-1
FIRST MEETING: Gonzaga won the first all-time between the programs, 59-43, at UCLA on Dec. 11, 1999.
LAST MEETING: No. 1 GU overwhelmed No. 2 UCLA 83-63 in the T-Mobile Arena in Las Vegas on Nov. 23, 2021.

THE TIPOFF

- Third-seeded Gonzaga clashes with second-seeded UCLA Thursday at 6:45 p.m., in the semifinals of the NCAA West Regional in the 2023 NCAA Tournament in T-Mobile Arena in Las Vegas.
- GU is making its 24th consecutive NCAA Tournament Appearance and 25th overall. The 24 straight berths to the field is the third-longest current streak in the nation (Kansas 33 and Michigan State 25).
- The Zags are 43-24 all-time in the 25 NCAA Tournament appearances with 13 trips to the Sweet 16, five trips to the Elite Eight, two Final Fours and two appearances in the national championship game.
- The Zags are 40-22 in the NCAA Tournament under head coach Mark Few with a berth in all 24 seasons.
- Gonzaga is one of only two teams to win its opening-round NCAA Tournament game each of the last 14 tournaments, Kansas is the other at 16. The Zags are the only program to appear in the last eight Sweet 16s.
- The Bulldogs have the most wins in the NCAA Tournament since 2017, going 19-5, Kansas is next at 16-4. GU's 24 wins in the tournament since 2015 are also the most, with Villanova and North Carolina second at 21.
- Gonzaga has earned more NCAA Tournament "units" than any program in the country in the last five seasons.
- The Bulldogs are 34-18 all-time as a single-digit seed, with a 16-2 record in first round games.
- GU played in Denver in the NCAA Tournament for the third time in program history. In 2011 in the Pepsi Center, the Zags upset 6-seeded St. John's in the first round, 86-71, before falling to 3-seeded BYU in the second round. In 2016, Gonzaga upset 6-seeded Seton Hall 68-52 and 3-seeded Utah 82-59 in the first and second rounds.
- In 2021-22, top-seeded GU defeated 16th-seeded Georgia State (93-72) and ninth-seeded Memphis (82-78) in Portland, Ore., advancing to the Sweet 16 in San Francisco, where it fell to fourth-seeded Arkansas (68-74).
- GU clinched the program's eighth 30-win season, with the previous seven being in the last 10 years.
- Gonzaga clinched its 16th straight 25-win season, which is now the NCAA Div. 1 record.
- The Zags lead the country averaging 87.3 points per game and shooting 52.6 percent from the field. The Zags are also first in effective field goal percentage (.589) and top KenPom's ratings in offensive efficiency.
- Drew Timme is second in the nation with 292 made field goals and is sixth with 738 points. His 21.1 points per game rank 14th in the nation. Timme and Anton Watson are first and second in the WCC in field goal percentage at 62.4 and 61.6 percent. Watson is second in two-point field goal percentage at 66.7 percent. Nolan Hickman is second with a 2.42 assist-to-turnover ratio. Anton Watson is second averaging 1.89 steals.
- Timme was named a finalist for the Naismith Trophy, which is presented to the nation's top player.
- Timme was named the West Coast Conference Player of the Year for the second straight season, while Malachi Smith was named the Sixth Man of the Year. Timme and Julian Strawther earned First Team All-WCC honors.
- Timme was named First Team All-American by Sporting News, and to the Wooden Award National Ballot. He is also a Malone Award Finalist (nation's top power forward), an award he won in 2021, while Strawther is a Julius Erving Award Finalist (nation's top small forward).



0 Julian Strawther
G | 6-7 | 205 | Jr.
Las Vegas, Nev. | Liberty
Communications Studies
pronounced straw-THUR

	PPG	RPG	APG	SPG	BPG	FG%	3FG%	FT%
22-23	15.3	6.1	1.3	0.9	0.5	48.3	42.3	77.8
WCC	17.6	5.1	1.4	0.8	0.4	50.0	44.2	77.4
CAREER	10.9	4.5	0.9	0.6	0.3	49.1	39.1	74.4
21-22	11.8	5.4	1.0	0.5	0.2	49.8	36.5	70.5
22WCC	11.9	3.5	1.1	0.5	0.3	53.5	39.1	67.9

Season Highs:
Points: 40-at Portland (1/28/23)
Rebounds: 14-Kentucky (11/20/22)
Assists: 4, 3x, last vs. USF (3/6/23)
Made 3s: 8-at Portland (1/28/23)

Career Highs:
Points: 40-at Portland (1/28/23)
Rebounds: 14-Kentucky (11/20/22)
Assists: 4, 3x, last vs. USF (3/6/23)
Made 3s: 8-at Portland (1/28/23)

Naismith and Wooden Preseason Watch Lists ... Julius Erving Small Forward Finalist ... First Team All-WCC ... Four double-doubles this season ... 8 20-pt games ... 2021-22 WCC Honorable Mention ... Started 63 of last 64 games ... Liberty HS's all-time leading scorer (2,252 points) and rebounder (839 rebounds).



2 Drew Timme
F | 6-10 | 235 | Sr.
Richardson, Texas | Pearce
Sport Management
pronounced like Timmy

	PPG	RPG	APG	SPG	BPG	FG%	3FG%	FT%
22-23	21.1	7.3	3.2	0.7	1.0	62.1	13.0	63.7
WCC	20.8	6.8	3.1	0.5	0.8	59.1	09.1	64.5
CAREER	17.1	6.6	2.4	0.5	0.9	62.0	24.3	65.9
21-22	18.4	6.8	2.8	0.3	0.8	58.6	28.6	67.8
22WCC	18.5	6.9	3.1	0.3	1.0	56.5	33.3	70.6

Season Highs:
Points: 38-at Pacific (1/21/23)
Rebounds: 17-Kent State (12/5/22)
Assists: 8-vs. BYU (2/11/23)
Blocks: 3-Grand Canyon (3/17/23)

Career Highs:
Points: 38-at Pacific (1/21/23)
Rebounds: 17-Kent State (12/5/22)
Assists: 8, 2x, last vs. BYU (2/11/23)
Blocks: 5-Pacific (1/25/20)

3X All-American ... Naismith Semifinalist ... Wooden Ballot ... Sporting News All-American ... CBS Sports Preseason Player of the Year ... Karl Malone Power Forward Finalist ... WCC Player of the Year ... 2021-22 WCC Player of the Year ... 2020-21 Karl Malone Award Winner ... 1st on GU career scoring and 5th rebounding all-time lists



5 Hunter Sallis
G | 6-5 | 180 | So.
Omaha, Neb. | Millard North
Sport Management
pronounced SAL-liss

	PPG	RPG	APG	SPG	BPG	FG%	3FG%	FT%
22-23	4.4	2.1	1.4	0.7	0.2	46.3	26.8	78.9
WCC	4.3	2.0	1.4	0.8	0.3	52.1	31.6	81.3
CAREER	4.3	2.1	1.0	0.6	0.2	50.9	26.7	75.8
21-22	4.3	2.0	0.6	0.6	0.2	56.4	26.3	70.8
22WCC	4.4	1.9	0.5	0.4	0.1	57.4	50.0	57.1

Season Highs:
Points: 13-vs. San Francisco (2/9/23)
Rebounds: 6-No. Florida (11/7/22)
Assists: 7-vs. Portland (1/14/23)
Made 3s: 1, 11x, vs. SMC (2/25/23)

Career Highs:
Points: 16-Alcorn (11/15/21)
Rebounds: 7-CMU (11/22/21)
Assists: 7-vs. Portland (1/14/23)
Made 3s: 1, 16x, vs. SMC (2/25/23)

Shooting 59.7 percent from two-point range ... played in all 32 games last season ... 3rd-highest ranked recruit ever to sign with GU ... as a senior in HS, averaged 22.2 points, 5.6 rebounds and 3.8 assists per game ... first five-star basketball recruit in Nebraska history... 1,819 career points, the third-most in Class A history.



11 Nolan Hickman
G | 6-2 | 180 | So.
Seattle, WA
Wasatch Academy
Sport Management

	PPG	RPG	APG	SPG	BPG	FG%	3FG%	FT%
22-23	8.2	2.5	3.1	1.0	0.3	43.5	36.8	81.3
WCC	7.6	2.6	2.9	1.1	0.4	43.6	31.4	83.3
CAREER	6.7	2.1	2.2	0.8	0.3	43.8	34.5	76.6
21-22	5.1	1.5	1.3	0.6	0.2	44.4	30.8	66.7
22WCC	4.4	1.4	1.2	0.8	0.3	40.3	29.4	40.0

Season Highs:
Points: 20-at Santa Clara (1/7/23)
Rebounds: 7-Kent State (12/5/22)
Assists: 8-Baylor (12/2/22)
Made 3s: 5-vs. CSU (1/1/23)

Career Highs:
Points: 20-at Santa Clara (1/7/23)
Rebounds: 7-Kent State (12/5/22)
Assists: 8-Baylor (12/2/22)
Made 3s: 5-vs. CSU (3/1/23)

Seven 5+ assist games this season ... played in all 32 games last season ... 2021-22 WCC All-Freshman Team ... 24th-ranked player in the Class of 2021 ... Named a McDonald's All-American and the Utah player of the year by MaxPreps ... averaged 16 points, 3.3 assists and 2.5 rebounds per game as HS senior.



13 Malachi Smith
G | 6-4 | 205 | R-Jr.
Belleville, IL | Chattanooga
Organizational Leadership
pronounced mal-lah-KYE

	PPG	RPG	APG	SPG	BPG	FG%	3FG%	FT%
22-23	8.5	3.6	1.4	0.9	0.0	53.6	50.6	81.0
WCC	8.4	3.4	1.6	0.8	0.1	55.6	50.0	82.4
CAREER	12.3	5.3	2.3	1.2	0.1	48.4	41.0	81.7
21-22	19.9	6.7	3.0	1.7	0.1	49.3	40.7	82.7
22SOU	20.2	6.7	2.8	1.9	0.2	48.5	40.2	81.3

Season Highs:
Points: 27-vs. Portland (1/14/23)
Rebounds: 10-EOU (12/28/22)
Assists: 5-vs. Portland (1/14/23)
Made 3s: 7-vs. Portland (1/14/23)

Career Highs:
Points: 36-at Murray St (12/18/21)
Rebounds: 14-TN Tech (12/22/20)
Assists: 7-at Furman (2/12/22)
Made 3s: 7-vs. Portland (1/14/23)

Masters GPA 4.0 ... Jerry West Preseason Watch List ... 2021-22 Southern Conference Player of the Year ... 2022 Lou Henson National Player of the Year (Mid-Major POTY) ... Started in all 35 games in 2021-22 ... Led the Southern Conf at 19.9 points per game, 20th in NCAA Div. I ... 27 20+ pt games in career, 36 8+ rebound games



15 Efton Reid III
C | 7-0 | 240 | So.
Richmond, VA | LSU
Undeclared Business
pronounced eff-TUHN

	PPG	RPG	APG	SPG	BPG	FG%	3FG%	FT%
22-23	2.2	1.1	0.1	0.1	0.1	62.2	0.0	53.8
WCC	1.0	0.7	0.0	0.0	0.1	27.3	0.0	50.0
CAREER	4.6	3.0	0.3	0.3	0.5	53.6	21.7	50.0
21-22	6.3	4.3	0.5	0.5	0.8	51.9	25.0	48.3
22SEC	3.8	3.3	0.4	0.3	0.5	45.6	20.0	29.4

Season Highs:
Points: 16-EOU (12/28/22)
Rebounds: 8 - No. Florida (11/7/22)
Assists: 1, 2x, last NIU (12/12/22)
Blocks: 1, 2x, last vs. SCU (2/2/23)

Career Highs:
Points: 16, 2x, last EOU (12/28/22)
Rebounds: 10-NW State (12/14/21)
Assists: 2, 3x, last Tenn (1/22/22)
Blocks: 3, 2x, last Kentucky (1/4/22)

Only LSU player to start all 34 games in 2020-21 ... 26 blocks ... 7 games in double figures, topped by 16 in the opener against ULM ... 12 pts 6/6 from field in SEC Tourney vs Missouri ... No. 24 recruit nationally, No. 3 rated center ... as HS senior averaged 16 points and 11 rebounds as IMG put together a 25-0 regular season record



20 Kaden Perry
F | 6-9 | 230 | So.
Battle Ground, WA
Battle Ground
Undeclared Business

	PPG	RPG	APG	SPG	BPG	FG%	3FG%	FT%
22-23	0.0	0.0	0.0	0.0	0.0	0.0	0.0	0.0
WCC	0.0	0.0	0.0	0.0	0.0	0.0	0.0	0.0
CAREER	1.8	2.3	0.1	0.0	0.1	77.8	-	0.0
21-22	-	-	-	-	-	-	-	-
22WCC	-	-	-	-	-	-	-	-

Season Highs:
Points:
Rebounds:
Assists:
Blocks:

Career Highs:
Points: 6-CMU (11/23/21)
Rebounds: 4-CMU (11/23/21)
Assists: 1-Bellarmine (11/19/21)
Blocks: 1-No. Arizona (12/20/21)

Played in eight games last season due to back injury ...was ranked No. 75 on ESPN's Top 100 recruits for 2021 and as high as No. 34 on 247Sports, graded as a four-star on both services ... as a HS senior averaged 23.7 points, 15.3 rebounds and 3.3 blocks per game ... invited to USA Basketball's Junior National Team's minicamp



22 Anton Watson
F | 6-8 | 225 | Sr.
Spokane, WA | Gonzaga Prep
Sport Management

	PPG	RPG	APG	SPG	BPG	FG%	3FG%	FT%
22-23	11.3	6.1	2.4	1.9	0.7	60.8	32.6	57.4
WCC	12.9	6.2	2.4	2.0	0.4	64.8	35.3	54.8
CAREER	8.1	4.5	1.8	1.4	0.5	59.0	24.7	62.8
21-22	7.5	3.5	1.1	1.1	0.5	62.9	21.1	72.0
22WCC	8.6	4.1	1.6	1.2	0.3	54.5	27.3	82.9

Season Highs:
Points: 20-vs. San Francisco (3/6/23)
Rebounds: 13, 2x, at Pacific (1/21/23)
Assists: 8-Pepperdine (12/31/22)
Blocks: 2, 4x, last vs. USF (3/6/23)

Career Highs:
Points: 23-at Portland (1/9/21)
Rebounds: 13, 2x, at Pacific (1/21/23)
Assists: 8-Pepperdine (12/31/22)
Blocks: 3-NW State (12/20/21)

Honorable Mention All-WCC ... 2nd in WCC at 67.2 2pt% ... Finished fifth in the WCC for steals per game at 1.3 and totaled 40 steals ... played in all 32 games as sophomore, making 17 starts ... appeared in 15 games as a freshman ... ranked 46th on 247 Sports and was a four-star recruit of Spokane's Gonzaga Prep



33 Ben Gregg
F | 6-10 | 225 | So.
Clackamas, OR | Clackamas
Sport Management

	PPG	RPG	APG	SPG	BPG	FG%	3FG%	FT%
22-23	5.3	3.0	0.7	0.5	0.7	50.8	39.0	76.9
WCC	5.5	3.2	0.8	0.4	0.7	50.7	33.3	64.7
CAREER	3.4	2.2	0.5	0.3	0.5	46.5	36.3	67.3
21-22	2.4	2.0	0.6	0.1	0.2	37.0	30.8	28.6
22WCC	1.5	1.6	0.3	0.1	0.3	40.0	28.6	25.0

Season Highs:
Points: 18, 2x, last vs. USD (2/23/23)
Rebounds: 8-at Santa Clara (1/7/23)
Assists: 3, 2x, last vs. CSU (3/1/23)
Blocks: 3, 2x, last TCU (3/19/23)

Career Highs:
Points: 18, 2x, last vs. USD (2/23/23)
Rebounds: 8-at Santa Clara (1/7/23)
Assists: 3, 2x, last vs. CSU (3/1/23)
Blocks: 3, 2x, last TCU (3/19/23

Appeared in 17 games last season ... graduated early, joined Zags as a freshman in 2020-21 ... Played in 18 games for GU in 2020-21 ... No. 29 recruit in ESPN's top 100 in 2020-21 ... as HS junior Oregon Gatorade Player of the Year, after averaging 21.1 points, 9.3 rebounds and 3.3 assists per game



34 Braden Huff
F | 6-10 | 235 | Fr.
Glen Ellyn, IL | Glenbard West
Undeclared Business

	PPG	RPG	APG	SPG	BPG	FG%	3FG%	FT%
22-23	0.0	0.0	0.0	0.0	0.0	0.0	0.0	0.0
WCC	0.0	0.0	0.0	0.0	0.0	0.0	0.0	0.0
CAREER	-	-	-	-	-	-	-	-

Season Highs:
Points:
Rebounds:
Assists:
Blocks:

Career Highs:
Points:
Rebounds:
Assists:
Blocks:

Four-star recruit according to ESPN and 247Sports .... Named Mr. Basketball in Illinois as senior ... averaged 16.4 points, 5.7 rebounds, 3.2 assists and 1.3 steals while shooting 61% from the field as a senior ... led Glenbard West to the Illinois 4A title ... registered 17.5 points, 6.5 rebounds, 2.8 assists and 1.5 blocks as a junior



45 Rasir Bolton
G | 6-3 | 185 | Sr.
Petersburg, VA | Iowa State
Organizational Leadership
pronounced RAH-Zheer

	PPG	RPG	APG	SPG	BPG	FG%	3FG%	FT%
22-23	10.5	1.9	2.6	0.9	0.1	44.3	39.2	78.8
WCC	10.9	2.2	2.6	1.0	0.1	48.9	37.7	75.0
CAREER	12.4	2.7	2.5	0.8	0.1	43.4	37.9	83.9
21-22	11.2	2.4	2.3	0.6	0.0	50.2	46.0	81.7
22WCC	11.0	2.1	2.8	1.0	0.0	51.0	50.0	77.8

Season Highs:
Points: 24-Kentucky (11/20/22)
Rebounds: 6, 2x, last vs. USF (3/6/23)
Assists: 8-PSU (11/24/22)
Made 3s: 5-at San Francisco (1/5/23)

Career Highs:
Points: 29-Fla A&M (12/12/19)
Rebounds: 9-Ok St (1/21/20)
Assists: 8-PSU (11/24/22)
Made 3s: 7-Colgate (12/8/18)

Academic All-WCC (3.72 GPA) ... Jerry West Preseason Watch List ... 2021-22 WCC Honorable Mention selection ... Started in all 32 games last season ... Led the team with 64 three pointers made and a .460 three-point percentage, a season high 5 versus Texas Tech ... Big 12 3rd Team in 2020-21 with Iowa State averaged 15.5 ppg



55 Dominick Harris
G | 6-3 | 185 | R-So.
Murrieta, CA |
Rancho Christian
Sport Management

	PPG	RPG	APG	SPG	BPG	FG%	3FG%	FT%
22-23	1.6	0.6	0.6	0.1	0.1	41.2	30.0	100
WCC	0.4	0.8	0.0	0.0	0.0	0.0	0.0	100
CAREER	2.5	0.7	0.5	0.1	0.1	41.7	36.4	73.3
20-21	3.0	0.7	0.4	0.1	0.0	41.8	39.1	71.4
21WCC	2.5	0.5	0.2	0.1	0.0	38.5	45.5	72.7

Season Highs:
Points: 8-vs. CSU (3/1/23)
Rebounds: 3-EOU (12/28/22)
Assists: 5-EOU (12/28/22)
Made 3s: 2-vs. CSU (3/1/23)

Career Highs:
Points: 12-NAU (12/28/20)
Rebounds: 5-Dixie (12/29/20)
Assists: 5-EOU (12/28/22)
Made 3s: 2, 4x, last vs. CSU (3/1/23)

Sat out the 2021-22 season due to a foot injury... Played in 25 games as freshman... four-star recruit according to ESPN, ranked as the 59th-best recruit in the Class of 2020 and No. 60 by 247 Sports ... 2020 Iverson Classic Selection ... 2020 McDonald's All-American Game Nominee ... Max Preps California All-State Second Team

GENERAL

Location ..... Spokane, Wash.
Founded 1887
Total Enrollment 7,566
Undergraduate 5,320
Master's Students 1,601
Doctoral Students 293
Law Students 352
Campus Size ..... 152 acres
Nickname ..... Bulldogs
Colors ..... Navy and white
Conference ..... West Coast (WCC)

ADMINISTRATION

President ..... Dr. Thayne M. McCulloh
Alma Mater ..... Gonzaga '89
Athletic Director ..... Chris Standiford
Alma Mater ..... Gonzaga '91
Athletic Phone ..... (509) 313-4202
Ticket Office Phone ..... (509) 313-6000

COMMUNICATIONS

Asst. AD/Communications (MBB) ..... Barrett Henderson
Office Phone ..... (509) 313-4288
Cell Phone ..... (541) 805-5687
Email ..... hendersonb@gonzaga.edu
SID Mailing Address
..... Gonzaga Athletics
..... 502 E. Boone Ave.
..... Spokane, WA 99258-0066
Web Site ..... www.GoZags.com
Twitter ..... @ZagMBB
Instagram ..... @ZagMBB
Facebook ..... /ZagMBB

RADIO INFORMATION

Gonzaga Sports Properties
Contact ..... Mark Livingston
Address
..... Gonzaga Athletics
..... 502 E. Boone Ave.
..... Spokane, WA 99258-0066
Phone ..... (509) 313-5729
Play-by-Play Announcer ..... Tom Hudson
Email ..... tomhudson@icloud.com
Analyst ..... Adam Morrison

McCARTHEY ATHLETIC CENTER

Year Opened 2004
Capacity 6,000
Consecutive sellouts 282 (11/19/04-present)
Straight sellouts overall ..... 303 (since 11/8/01)
Record ..... 266-16 (.943)
Undefeated seasons (last) 7 (2021-22)
Conference Record ..... 143-7 (.950)
Undefeated seasons (last) 12 (2021-22)

2022-23 ROSTER

NUMERICAL

No.	Name	Pos.	Ht.	Wt.	Yr.	Hometown/High School/College
0	Julian Strawther	G	6-7	215	JR	Las Vegas, NV/Liberty
2	Drew Timme	F	6-10	235	SR	Dallas, TX/Pearce
4	Kellen Mitchell	G	6-7	205	FR	Spring Lake, MI/Fairmont Prep
5	Hunter Sallis	G	6-5	180	SO	Omaha, NE/Millard North
11	Nolan Hickman	G	6-2	180	SO	Seattle, WA/Wasatch Academy
13	Malachi Smith	G	6-4	205	RJR	Belleville, IL/Belleville West/Chattanooga
15	Efton Reid III	C	7-0	240	SO	Richmond, VA/IMG Academy/Louisiana State
20	Kaden Perry	F	6-9	230	SO	Battle Ground, WA/Battle Ground
22	Anton Watson	F	6-8	225	SR	Spokane, WA/Gonzaga Prep
25	Colby Brooks	F	6-7	215	RSO	Los Angeles, CA/Loyola
30	Abe Eagle	F	6-9	225	RSO	Los Angeles, CA/Chaminade Prep
32	Joe Few	G	6-0	160	SO	Spokane, WA/Gonzaga Prep
33	Ben Gregg	F	6-10	230	SO	Clackamas, OR/Clackamas
34	Braden Huff	F	6-10	235	FR	Glen Ellyn, IL/Glenbard West
45	Rasir Bolton	G	6-3	185	SR	Petersburg, VA/Massanutten Military/Iowa State
55	Dominick Harris	G	6-3	185	RSO	Murrieta, CA/Rancho Christian

ALPHABETICAL

No.	Name	Pos.	Ht.	Wt.	Yr.	Hometown/High School/College
45	Rasir Bolton	G	6-3	185	SR	Petersburg, VA/Massanutten Military/Iowa State
25	Colby Brooks	F	6-7	215	RSO	Los Angeles, CA/Loyola
30	Abe Eagle	F	6-9	225	RSO	Los Angeles, CA/Chaminade Prep
32	Joe Few	G	6-0	160	SO	Spokane, WA/Gonzaga Prep
33	Ben Gregg	F	6-10	230	SO	Clackamas, OR/Clackamas
55	Dominick Harris	G	6-3	185	RSO	Murrieta, CA/Rancho Christian
11	Nolan Hickman	G	6-2	180	SO	Seattle, WA/Wasatch Academy
34	Braden Huff	F	6-10	235	FR	Glen Ellyn, IL/Glenbard West
4	Kellen Mitchell	G	6-7	205	FR	Spring Lake, MI/Fairmont Prep
20	Kaden Perry	F	6-9	230	SO	Battle Ground, WA/Battle Ground
15	Efton Reid III	C	7-0	240	SO	Richmond, VA/IMG Academy/Louisiana State
5	Hunter Sallis	G	6-5	180	SO	Omaha, NE/Millard North
13	Malachi Smith	G	6-4	205	RJR	Belleville, IL/Belleville West/Chattanooga
0	Julian Strawther	G	6-7	215	JR	Las Vegas, NV/Liberty
2	Drew Timme	F	6-10	235	SR	Dallas, TX/Pearce
22	Anton Watson	F	6-8	225	SR	Spokane, WA/Gonzaga Prep

COACHING STAFF

Head Coach: Mark Few (24th Season), Oregon, 1987
Assistant Coach: Brian Michaelson (10th Season), Gonzaga, 2005
Assistant Coach: Roger Powell Jr. (Fourth Season) Illinois, 2005
Assistant Coach: Stephen Gentry (Second Season), Gonzaga, 2006
Director of Operations: Jorge Sanz (Fourth Season), Florida Atlantic, 2011
Video Coordinator: Kurt Baumbauer (Second Season), Gonzaga, 2017

PRONUNCIATION GUIDE

Gonzaga: Gone-ZAG-uh (Zag rhymes with "bag")
RASIR Bolton: RAH-Zheer
Drew TIMME: Pronounced like Timmy

BREAKDOWN BY LOCATION

Washington (4): Few, Hickman, Perry, Watson
California (3): Brooks, Eagle, Harris
Illinois (2): Huff, Smith
Virginia (2): Bolton, Reid III
Michigan (1): Mitchell
Nebraska (1): Sallis
Nevada (1): Strawther
Oregon (1): Gregg
Texas (1): Timme

BREAKDOWN BY CLASS

Senior (4): Bolton, Timme, Watson
Junior (2): Smith, Strawther
Sophomore (8): Brooks, Eagle, Few, Gregg, Harris, Hickman, Perry, Sallis
Freshman (2): Huff, Mitchell

2023 NCAA® DIVISION I MEN'S BASKETBALL CHAMPIONSHIP

FIRST ROUND MARCH 16-17 | SECOND ROUND MARCH 18-19 | SWEET 16® MARCH 23-24 | ELITE 8® MARCH 25-26 | NATIONAL SEMIFINALS APRIL 1 | NATIONAL SEMIFINALS APRIL 1 | ELITE 8® MARCH 25-26 | SWEET 16® MARCH 23-24 | SECOND ROUND MARCH 18-19 | FIRST ROUND MARCH 16-17

FIRST FOUR®

DAYTON MARCH 14-15

S	16 Texas A&M-CC (23-10) 75	MW	11 Mississippi St. (21-12) 59		61 Texas Southern (14-20) 16	E	98 Arizona St. (22-12) 11 W
	16 SE Missouri St. (19-16) 71		11 Pittsburgh (22-11) 60		84 FDU (19-15) 16		73 Nevada (22-10) 11

SOUTH — LOUISVILLE

1 Alabama (29-5) 96	1 Alabama 73 Birmingham	1 Alabama Mar 24		
16 Texas A&M-CC 75				
8 Maryland (21-12) 67	8 Maryland 51			
9 West Virginia (19-14) 65				
5 San Diego St. (27-6) 63	5 San Diego St. 75 Orlando	5 SDSU		
12 Charleston (31-3) 57				
4 Virginia (25-7) 67	13 Furman 52			
13 Furman (27-7) 68				
6 Creighton (21-12) 72	6 Creighton 85 Denver	6 Creighton Mar 24		
11 NC State (23-10) 63				
3 Baylor (22-10) 74	3 Baylor 76			
14 UCSB (27-7) 56				
7 Missouri (24-9) 76	7 Missouri 63 Sacramento	15 Princeton		
10 Utah St. (26-8) 65				
2 Arizona (28-6) 55	15 Princeton 78			
15 Princeton (21-8) 59				

EAST — NEW YORK

1 Purdue (29-5) 58	16 FDU 70 Columbus	9 Fla. Atlantic Mar 23		
16 Fairleigh Dickinson 63				
8 Memphis (26-8) 65	9 Fla. Atlantic 78			
9 Florida Atlantic (31-3) 66				
5 Duke (26-8) 74	5 Duke 52 Orlando	4 Tennessee		
12 Oral Roberts (30-4) 51				
4 Tennessee (23-10) 58	4 Tennessee 65			
13 Louisiana (26-7) 55				
6 Kentucky (21-11) 61	6 Kentucky 69 Greensboro	3 Kansas St. Mar 23		
11 Providence (21-11) 53				
3 Kansas St. (23-9) 77	3 Kansas St. 75			
14 Montana St. (25-9) 65				
7 Michigan St. (19-12) 72	7 Michigan St. 69 Columbus	7 Michigan St.		
10 USC (22-10) 62				
2 Marquette (28-6) 78	2 Marquette 60			
15 Vermont (23-10) 61				

MIDWEST — KANSAS CITY

Houston 1 Mar 24	81 Houston 1 Birmingham	63 Houston (31-3) 1		
	64 Auburn 9	52 Northern Ky. (22-12) 16		
	75 Iowa (19-13) 8			
Miami (FL) 5	85 Miami (FL) 5 Albany	83 Auburn (20-12) 9		
	69 Indiana 4	63 Miami (FL) (25-7) 5		
Xavier 3 Mar 24	73 Pittsburgh 11 Greensboro	56 Drake (27-7) 12		
	84 Xavier 3	71 Indiana (22-11) 4		
	66 Penn St. 10 Des Moines	60 Kent St. (28-6) 13		
Texas 2	71 Texas 2	41 Iowa St. (19-13) 6		
		59 Pittsburgh 11		
		72 Xavier (25-9) 3		
		67 Kennesaw St. (26-8) 14		
		59 Texas A&M (25-9) 7		
		76 Penn St. (22-13) 10		
		81 Texas (26-8) 2		
		61 Colgate (26-8) 15		

WEST — LAS VEGAS

Arkansas 8 Mar 23	71 Kansas 1 Des Moines	96 Kansas (27-7) 1		
	72 Arkansas 8	68 Howard (22-12) 16		
	73 Arkansas (20-13) 8			
UConn 4	55 Saint Mary's 5 Albany	63 Illinois (20-12) 9		
	70 UConn 4	51 VCU (27-7) 12		
	87 UConn (25-8) 4			
	63 Iona (27-7) 13			
Gonzaga 3 Mar 23	81 TCU 6 Denver	72 TCU (21-12) 6		
	84 Gonzaga 3	70 Arizona St. 11		
	82 Gonzaga (28-5) 3			
UCLA 2	63 Northwestern 7 Sacramento	70 Grand Canyon (24-11) 14		
	68 UCLA 2	75 Northwestern (21-11) 7		
		67 Boise St. (24-9) 10		
		86 UCLA (29-5) 2		
		53 UNC Asheville (27-7) 15		

NATIONAL CHAMPIONSHIP

APRIL 3

SEMIFINALS — CBS | SEMIFINALS — CBS

CBS

#MARCHMADNESS

Watch the tournament on these networks or online at NCAA.COM/MARCHMADNESS.

MARCH MADNESS — truTV TNT CBS truTV

ALL TIMES EASTERN

*On March 12, the NCAA Division I Men's Basketball Committee will select eight teams to play in the First Four. Those games are scheduled for March 14 and 15 in Dayton. The four winning teams will advance to first-round sites to be determined by the committee during selection weekend. First- and second-round and regional sites will be placed in the bracket by the committee on March 12.

March 16 and 17 first- and second-round sites: Birmingham, Des Moines, Orlando, Sacramento. March 18 and 19 first- and second-round sites: Albany, Columbus, Denver, Greensboro. March 23 and 25 regional sites: Las Vegas, New York. March 24 and 26 regional sites: Kansas City, Louisville.

©2023 National Collegiate Athletic Association. No commercial use without the NCAA's written permission. The NCAA opposes all forms of sports wagering.

NCAA.com

HEAD COACH - MARK FEW











NOTES

Gonzaga University head coach Mark Few has established himself as one of the most successful coaches in NCAA Division I basketball annals in his 23 seasons at the helm, and in the process has made Bulldog basketball a household name across the country. He served as an assistant coach at GU for 10 seasons prior to take the reins of the program. Few has put together one of the most dominating runs in NCAA history, especially in the West Coast Conference. The Zags have won or shared 21 regular season league titles in his 23 seasons (all but the 1999-2000 and 2011-12 season) and taken home the conference tournament championship 18 times. The Bulldogs won or shared 11 straight West Coast Conference regular-season titles from 2000-11, which was the longest current active streak in the nation at the time and the second-best streak all-time in the NCAA Division I ranks behind UCLA's 13 Pac-10 Conference titles from 1967-79. Few led Gonzaga to the national championship game in the program's first-ever Final Four in 2017, and again in the second Final Four in 2021. Under Few, GU has appeared in four Elite Eight appearances (2015, 2017, 2019 and 2021) and 11 Sweet 16 appearances (2000, '01, '06, '09, '15, '16, '17, '18, '19, '21, '22). He has coached 20 All-Americans, nine Academic All-Americans, 95 all-conference selections, 16 WCC Players of the Year, 10 league newcomers of the year and nine league defenders of the year. Few has also cultivated NBA talent, including current NBA players in Domantas Sabonis, Kelly Olynyk, Zach Collins, Rui Hachimura, Brandon Clarke, Jalen Suggs, Corey Kispert and Chet Holmgren. He also helped recruit and develop Dan Dickau, Richie Frahm, Adam Morrison, Jeremy Pargo, Elias Harris, Austin Daye, Rob Sacre, Ronny Turiaf, Kevin Pangos and Joel Ayayi, all NBA players. Holmgren became the highest-drafted player in GU history when he was taken No. 2 overall by the Oklahoma City Thunder in 2022.

Entering the 2022-23 Season, Few:

- Is the winningest active coach by percentage at .836 (657-129)
- Ranks second in winning percentage after 21 seasons at .828 (599-124), second after 22 seasons at .834 (630-125) and second after 23 seasons at .836 (657-129).
- Is in the Top 15 among active Division I coaches for most 20-win seasons with 23, never having won less than 20 games in a season ... Is first for most consecutive 20-win seasons for active coaches with 23

In December 2021, Few was named as an assistant coach for the USA men's national team. The coaching staff for the 2022-24 USA Basketball Men's National Team today was announced when USA Basketball Men's National Team managing director Grant Hill officially named eight-time NBA championship Golden State Warriors head coach Steve Kerr to lead the USA Men's National Team. Additionally, Few, Miami Heat head mentor Erik Spoelstra and Los Angeles Clippers head coach Tyron Lue will complete the 2022-24 USA National Team coaching staff as assistant coaches. As an assistant coach, Few will help lead the USA National Team in 2022-24, which will include all USA Men's National Team training camps, and the 2023 FIBA World Cup that is scheduled to be held in the Philippines, Japan, and Indonesia from Aug. 25-Sept. 10, 2023, and the 2024 Summer Olympic Games that are scheduled for July 26-Aug. 11 in Paris, France. Few was an assistant coach to the Team USA Select Team at the USA Basketball Men's National Team Training Camp in Las Vegas in 2021. Few served as an assistant coach with the 2019 Select Team and was one of nine assistants at the national team's 2018 minicamp in Las Vegas. He was the head coach for the United States team that took third place at the 2015 Pan American Games, and he was an assistant coach when the U.S. won a gold medal at the 2012 FIBA Americas U18 Tournament.

For all that Few has accomplished on the court, his achievements off of it are equally impressive. In 2002, Mark and his wife Marcy initiated the Spokane branch of Coaches vs Cancer. The Few's annual event would become the largest Coaches vs Cancer fundraiser across the country. Quietly and without fanfare, Few has created a culture of giving at Gonzaga. In 2007, Gonzaga began hosting the Ronald McDonald House Charities Classic. For six seasons, these annual games helped raise over $750,000 for Spokane's Ronald McDonald House. Building on their success with Coaches vs Cancer, the Fews and others in the Spokane region launched the Community Cancer Fund in 2014 to keep more money in the local market while devoting more resources to cancer patients, their families and the local organizations that serve them. In the last six years, the Community Cancer Fund has raised over 17 million dollars bringing the total raised over 18 years between the organizations to well over 25 million dollars. Among the highlights, the charity established a 3-million-dollar endowment to fund Camp Good Times, a week-long summer camp for kids with cancer.
And this year, the Community Cancer Fund worked to increase lodging options for cancer patients and their families traveling to the region for treatment, which included the completion and opening of a 5-million-dollar Hospitality Center at Kootenai Health and a campus expansion of Spokane's Ronald McDonald House.

HEAD COACH

	Overall		Conf.		WCC	
Year	W	L	W	L	Finish	Post-Season
2023	30	5	14	2	T-1st	
2022	28	4	13	1	1st	NCAA Sweet 16
2021	31	1	15	0	1st	NCAA Runner-Up
2020	31	2	15	1	1st	NCAA Canceled
2019	33	4	16	0	1st	NCAA Elite Eight
2018	32	5	17	1	1st	NCAA Sweet 16
2017	37	2	17	1	1st	NCAA Runner-Up
2016	28	8	15	3	T-1st	NCAA Sweet 16
2015	35	3	17	1	1st	NCAA Elite Eight
2014	29	7	15	3	1st	NCAA 3rd Round
2013	32	3	16	0	1st	NCAA 3rd Round
2012	26	7	13	3	2nd	NCAA 3rd Round
2011	25	10	11	3	T-1st	NCAA 3rd Round
2010	27	7	12	2	1st	NCAA 2nd Round
2009	28	6	14	0	1st	NCAA Sweet 16
2008	25	8	13	1	1st	NCAA 1st Round
2007	23	11	11	3	1st	NCAA 1st Round
2006	29	4	14	0	1st	NCAA Sweet 16
2005	26	5	12	2	1st	NCAA 2nd Round
2004	28	3	14	0	1st	NCAA 2nd Round
2003	24	9	12	2	1st	NCAA 2nd Round
2002	29	4	13	1	1st	NCAA 1st Round
2001	26	7	13	1	1st	NCAA Sweet 16
2000	26	9	11	3	2nd	NCAA Sweet 16
TOTAL	687	134	332	34		

ASSISTANT COACH

	Overall		Conf.		WCC	
Year	W	L	W	L	Finish	Post-Season
1999	28	7	12	2	1st	NCAA Elite Eight
1998	24	10	10	4	1st	NIT - 2nd Round
1997	15	12	8	6	T- 4th	
1996	21	9	10	4	T-1st	NIT
1995	21	9	7	7	4th	NCAA
1994	22	8	12	2	1st	NIT 2nd Round
1993	19	9	10	4	2nd	
1992	20	10	8	6	3rd	

GRADUATE ASSISTANT COACH

	Overall		Conf.		WCC	
Year	W	L	W	L	Finish	Post-Season
1991	14	14	5	9	4th	
1990	8	20	3	11	8th	

WCC Regular-Season Titles (25)
2013-23; 2001-11; 1998-99; 1996; 1994
WCC Tournament Titles (21)
2020-23; 2013-18; 2009-11; 2004-07; 1999-02;95
WCC Tournament Championship Games (28)
1998-2023; 1995-96; 1992
NCAA Tournament Appearances (24)
1999-2023; 1995
NIT Appearances (3) 1998, 1996, 1994

NCAA TOURNAMENT NOTES

- Gonzaga is making its 24th consecutive NCAA Tournament appearance and 25th overall.
- The 24 straight berths to the field are the third-longest current streak in the nation (Kansas and Michigan State), and the sixth-longest in NCAA Div. 1 history. The Zags are 43-24 all-time in their 24 NCAA Tournament appearances with 13 trips to the Sweet 16, five trips to the Elite Eight, two Final Fours and two appearances in the national championship game.
- GU is 40-22 in the NCAA Tournament under Few with a berth in all 24 seasons of his head coaching career.
- The Bulldogs have the most wins in the NCAA Tournament since 2017, going 19-5, Kansas is next at 16-4. GU's 24 wins in the tournament since 2015 is also the most, with Villanova and North Carolina second at 21. Duke and Kansas both have 20.
- Gonzaga is one of only two teams to win its opening-round NCAA Tournament game each of the last 14 tournaments, Kansas is the other at 16.
- The Zags are 34-18 all-time as a single-digit seed, with a 16-2 record in first round games as a single-digit seed.
- The Zags receive a three-seed for the third time in program history, with the last coming in 2006 when they advanced to the Sweet 16.
- Gonzaga played in Denver in the NCAA Tournament for the third time in program history. In 2011 in the Pepsi Center, the Zags upset 6-seeded St. John's in the first round, 86-71, before falling to 3-seeded BYU in the second round. In 2016, Gonzaga upset 6-seeded Seton Hall 68-52 and 3-seeded Utah 82-59 in the first and second rounds.
- In 2021-22, top-seeded Gonzaga defeated 16th-seeded Georgia State (93-72) and ninth-seeded Memphis (82-78) in Portland, Ore. The Zags then advanced to the Sweet 16 in San Francisco, where it fell to fourth-seeded Arkansas (68-74).

FACT CHECKING

- During Few's coaching career, his GU teams are 33-8 (.800) as the higher seed, including a 26-4 mark since 2009.
    - 2022: #4 Arkansas def. #1 Gonzaga
    - 2019: #3 Texas Tech def. #1 Gonzaga
    - 2018: #9 Florida State def. #4 Gonzaga
    - 2013: #9 Wichita State def. #1 Gonzaga
    - 2008: #10 Davidson def. #7 Gonzaga
    - 2005: #6 Texas Tech def. #3 Gonzaga
    - 2004: #10 Nevada def. #2 Gonzaga
    - 2002: #11 Wyoming def. #6 Gonzaga
- Since 2009, the Zags have lost only four games against a lower-seeded team, a span of 12 NCAA Tournaments.
- Few's teams have also pulled seven upset wins in his 23 previous NCAA Tournaments.

MADE FOR MARCH

- Drew Timme has 253 total points in the NCAA tournament, making him the all-time GU leading scorer in the tourney. That also ranks 24th all-time in NCAA history.
- He has 100 made field goals in the tournament, which also leads GU in tourney all-time, and ranks 20th in the history of the tournament.
- Timme's 51 made free-throws during the tournament tops the program, while his 73 attempted free throws are second.
- Timme's 87 rebounds are also most in the tournament in program history, while Anton Watson is seventh with 58 boards.
- Watson is tied for third in program history with 14 steals in the NCAA Tournament in his career.

MARCH HISTORY

- Drew Timme recorded his ninth 20-point performance in the NCAA Tournament in the win over TCU.
- That mark matches the most 20-point games in a career in the NCAA Tournament's history. Richard Hamilton (UCONN), Corliss Williamson (Arkansas), Glen Rice (Michigan), Danny Manning (Kansas), Elvin Hayes (Houston) and Bill Bradley (Princeton) all have nne 20-point games in the NCAA Tournament.

SWEET 16 ALL OVER AGAIN

- Gonzaga is the only program in the country to appear in each of the last eight Sweet 16s, including this year.
- Per ESPN stats, the Zags are the fourth program ever to reach eight straight Sweet 16s. They join UCLA, Duke, and North Carolina.
- Since the field expanded in 1985, North Carolina and Duke had streaks of nine straight Sweet 16s, which rank as the longest.
- The Bulldogs appear in the Sweet 16 for the 13th time in program history, which ranks 21st in NCAA history.
- All 13 appearances have been since 1995-96, which ranks seventh in the nation.

SCOUTING THE BRUINS

- UCLA secured their third consecutive Sweet 16 berth with a 68-63 win over Northwestern in the second round in Sacramento, Calif., Saturday. Three Bruins scored in double figures, with Jaime Jaquez Jr. totaling a team-best 24 points. Amari Bailey finished with 14 points and six assists, while Tyger Campbell totaled 12 points – all at the free throw stripe (12-for-12).
- The Bruins won the Pac-12 regular season title, going 18-2 in conference play.
- UCLA is one of the country's best defensive teams, allowing only 60.2 points per game, which ranks sixth in the country. It is second in turnover margin (5.5) and fourth in scoring margin (13.9).
- Jaquez Jr. averages a team-high 17.5 points per game, and a team-best 8.1 rebounds.
- Campbell adds 13.4 points per outing, along with 4.9 assists. He ranks fifth in the country in assist-to-turnover ratio (3.11).
- Bailey also chips in 10.9 points per game.

SERIES NOTES

- This will be the eighth all-time between Gonzaga and UCLA. The Bulldogs have won five of the previous seven meetings.
- The Zags have won the last two NCAA Tournament matchups, with GU winning the latest 93-90 in overtime in the national semifinal in Indianapolis in 2021. Jalen Suggs hit the game-winner as time expired from near half-court. Drew Timme led the Bulldogs with 25 points.
- The Bulldogs won the last meeting, 83-63, in T-Mobile Arena in Las Vegas on Nov. 23, 2021. Drew Timme scored 18 points with eight rebounds. Julian Strawther added 12 points and nine rebounds.
- Gonzaga won the first all-time between the programs, 59-43, at UCLA on Dec. 11, 1999.
- The Zags are 42-18 against Pac-12 foes under Few.
- GU has won its last 12 meetings against Pac-12 foes.
- The Bulldogs are 5-3 against Pac-12 opponents in the NCAA Tournament.

AGAINST THE BRUINS

- In his two games against UCLA, Drew Timme scored 25 points going from 11-of-15 from the field in the 2021 Final Four, and then 18 points on 6-of-12 shooting from the field last season in Las Vegas. He had four rebounds in the first meeting and eight in the second.
- Anton Watson only played 10 minutes in the national semifinal in 2021, scoring two points on free-throws. He played five minutes in last season's meeting, not taking a shot, and had four fouls.
- Rasir Bolton made both of his three-point attempts in the Las Vegas meeting last season and had nine points. Julian Strawther had 12 points and nine rebounds.

INSIDE T-MOBILE

- In three games against Central Michigan, UCLA and Duke last season inside T-Mobile Arena, Las Vegas native Julian Strawther totaled 47 points and 22 rebounds. He was 17-of-34 from the field in those games, going 8-for-18 from three-point range.
- Timme totaled 46 points on 18-of-31 shooting from the field. He grabbed 20 rebounds.

UP NEXT

- With a victory, Gonzaga would advance to the West Regional final on Saturday. It would be the Bulldogs' sixth appearance in the Elite Eight.
- The Zags would play the winner of the other West Region semifinal between fourth-seeded UCONN and eighth-seeded Arkansas.

MILESTONE WATCH

- Drew Timme ranks first in program history with 2,259 points and is tied for fifth with 873 rebounds. He is eight rebounds from passing Cory Violette for fourth all-time at GU in rebounds.
- Anton Watson is seventh all-time in GU history with 162 steals in his career. He needs six more for sixth. Watson's 66 steals are also three from second for most in a single season.

THIRTY-WIN CLUB

- Gonzaga reached the 30-win plateau for the eighth time in program history with its win over TCU.
- GU has reached 30 wins in a season eight times, all coming in the last 11 years; 32-3 in 2012-13, 35-3 in 2014-15, 37-2 in 2016-17, 32-5 in 2017-18, 33-4 in 2018-19, 31-2 in 2019-20, 31-1 in 2021-22.
- Gonzaga is the only program in NCAA Div. 1 history to reach post five consecutive 30-win seasons, accomplishing the feat from 2016-17 to 2021-22.
- GU has finished with 29 wins three previous times.

ELITE FEAT

- Gonzaga is one win from its sixth appearance in the Elite Eight.
- The Zags have appeared in the Elite Eight four times in the last seven tournaments. (2015, 2017, 2019, 2021)

PROTECTING THE RIM

- After reaching at least five blocks in a game only seven times during the season, the Zags had a season-high eight blocks in the first round win over Grand Canyon and five blocks against TCU.

- Drew Timme had three blocks versus Grand Canyon and Ben Gregg came off the bench with three versus Texas Christian.
- In the last five games, GU has 29 blocks, with 20 coming in the last three contests.

WELCOME TO THE 1K CLUB

- Julian Strawther needed nine points in the game against Texas Christian to reach the 1,000-point plateau in his career. He finished with the game with 10.
- Strawther is the 49th member of the 1,000-point club in Gonzaga's program history.

THE SLATE

- The Zags' non-conference schedule was the fifth-most difficult in the country per KenPom.
- Gonzaga's 7-2 record in true road games ranks seventh in the nation. The Bulldogs are 16-4 away from Spokane.
- The Bulldogs are 12-4 versus Quad 1 and 2 opponents this season, going 7-4 against Quad 1. Six of those six Quad 1 victories came against ranked foes.
- Teams Gonzaga faced that made the NCAA Tournament with its seed ...

No. 1 Alabama, W
No. 1 Purdue, L
No. 2 Texas, L
No. 3 Xavier, W
No. 3 Baylor, L
No. 4 Tennessee (exhibition)
No. 5 Saint Mary's, L, W, W
No. 6 Kentucky, W
No. 7 Michigan State, W
No. 13 Kent State, W

FAMILIAR TERRITORY

- Gonzaga's tops the nation in key offensive categories again this season. Here's a look at the last five years.

	PPG	FG%	2pt FG%	Margin
2022-23	87.3 (1st)	52.6 (1st)	58.7 (2nd)	14.2 (2nd)
2021-22	87.2 (1st)	52.1 (1st)	60.4 (2nd)	21.0 (1st)
2020-21	91.0 (1st)	54.9 (1st)	63.9 (1st)	21.3 (1st)
2019-20	87.4 (1st)	51.5 (2nd)	57.4 (2nd)	19.6 (1st)
2018-19	87.6 (1st)	52.6 (1st)	61.4 (1st)	22.8 (1st)

BEHIND THE SCORING

- The Zags top the country in points per possession at 1.23, and lead making 32.6 field goals per game.
- The Bulldogs are second in the nation shooting 58.7 percent on two-pointers. They are second the country getting 48.4 percent of their points from two-pointers, after leading the nation in the category last year (48.9).
- Gonzaga leads the nation averaging 42.1 points per first half, after leading the country in the stat last season at 42.7. The Zags also lead in second half scoring this season at 44.0, and were first last season at 44.5.
- The Bulldogs average 42.9 points in the paint, scoring 50 or more in the paint seven times this season. GU outscored Pepperdine 70-46 in the paint on Dec. 31, 66-24 versus North Florida in the season-opener, and 84-12 against Eastern Oregon.

BULLDOG BITES

- Per Bart Torvik's metric rankings, the Zags (.9599) have been the nation's second best team since Feb. 1, topped by UCONN (.9632) and UCLA is third (.9592).
- Three Zags have over 1,600 points in their collegiate careers led by Drew Timme's 2,259 points. Rasir Bolton has 1,861 points and Malachi Smith has 1,604. Julian Strawther is at 1,001 and Anton Watson has 925.
- Gonzaga is 18-0 when Julian Strawther scores 14 points or more in a game this season.
- The Bulldogs are 20-1 when Anton Watson scores 10 points and 12-0 when he scores 14 or more.
- GU is 14-0 when Rasir Bolton scores 12 or more, and 14-1 when he dishes out three or more assists.
- Gonzaga is 13-0 when Malachi Smith has two or more assists, and 14-1 when he grabs four or more rebounds.
- The Bulldogs have won 148 straight games when leading by 10 or more points at halftime.
- Gonzaga's eight 100-point games this season are a program record.

TIMME NAMED NAISMITH FINALIST

- Drew Timme was named to the Naismith Trophy Men's College Player of the Year Semifinalist List, the Atlanta Tipoff Club announced.
- Timme is joined by Purdue's Zach Edey, Indiana's Trayce Jackson-Davis and Jalen Wilson of Kansas.
- The Fan Vote to help narrow the list down to the final honoree will open March 21, and close March 28. The fan vote will account for five percent of the overall final vote. The 2023 Jersey Mike's Naismith Trophy for Men's Player of the Year will be awarded on April 2 during the Men's Final Four.

DUO UP FOR NAISMITH POSITION AWARDS

- Julian Strawther was named one of the five finalists for the 2023 Julius Erving Small Forward of the Year Award and Drew Timme was named one of the five finalists for the 2023 Karl Malone Power Forward of the Year Award.
- Timme won the Karl Malone Award in 2021 and was a finalist for last season's Center of the Year Award.
- The five finalists for the 2023 Karl Malone Power Forward of the Year Award are Timme (Gonzaga), Bryce Hopkins (Providence), Trayce Jackson-Davis (Indiana), Kris Murray (Iowa), and Ąžuolas Tubelis (Arizona).
- The five finalists for the 2023 Julius Erving Award are Strawther (Gonzaga), Jaime Jaquez Jr. (UCLA), Keyontae Johnson (Kansas State), Brandon Miller (Alabama), and Jalen Wilson (Kansas).
- In March, five finalists will be presented to the Hall of Fame's selection committee. The committee for the awards are composed of top men's college basketball personnel including media members, head coaches, sports information directors and Hall of Famers.
- The winners of the awards will be presented on a to be determined date, along with the other four members of the Men's Starting Five.

CHASING HISTORY

- Timme is climbing on the GU career program records ...

POINTS

Name	Points	Years	Played
1. *Drew Timme*	*2,259*	*4*	*2019-pres.*
2. Frank Burgess	2,196	3	1959-61
3. Jim McPhee	2,015	5	1986-90
4. Adam Morrison	1,867	3	2004-06

REBOUNDS

Name	Rebounds	Years	Played
1. Jerry Vermillion	1,670	4	1952-55
2. Elias Harris	979	4	2009-13

HISTORY

First Season....1908
All-time Record....1,786-1,107 (.613)
NCAA Tournament Appearances....25
Record....41-23
Last (Round)....2022 (Sweet 16)
Consecutive....23 (1998-present)
NCAA Sweet 16 Appearances (last)....12 (2022)
NCAA Elite Eight Appearances (last)....5 (2021)
NCAA Final Four Appearances (last)....2 (2021)
NIT Appearances (last)....3 (1998)
WCC Championships (last)....26 (2023)
WCC Tournament titles (last)....21 (2023)

TEAM INFORMATION

2021-22 Record....28-4
Home....16-0
Away....5-1
Neutral....7-3
WCC Record....13-1
Home....8-0
Away....5-1
Finish....First
Tournament....Champions
NCAA Tournament....Sweet 16
Associated Press Final Ranking....1
USA Today Final Ranking....5
Starters Returning/Lost....3/2
Letterwinners Returning/Lost....9/5
Points/Rebounds Returning....72 percent/66 percent

COACHES AND STAFF

Head Coach....Mark Few
Alma Mater....Oregon '87
Record at Gonzaga....687-134 (24)
Overall Record....687-134 (24)
Assistant Coach....Brian Michaelson
Alma Mater....Gonzaga '05
Season on staff....Ninth
Assistant Coach....Roger Powell Jr.
Alma Mater....Illinois '05
Season on staff....Third
Assistant Coach....Stephen Gentry
Alma Mater....Gonzaga '06
Season on staff....First
Director of Operations....Jorge Sanz
Alma Mater....Florida Atlantic '11
Season on staff....Fourth
Video Coordinator....Kurt Baumbauer
Alma Mater....Gonzaga '17
Season on staff....First
Strength and Conditioning Coach....Travis Knight
Athletic Trainer....Josh Therrien
Academic Support Services....Steffany Galbraith
Creative Director - Recruiting....Matt Villareal

3. Gary Lechman	910	3	1965-67
4. Cory Violette	880	4	2001-04
5. Drew Timme	*873*	*4*	*2019-pres.*
6. Ronny Turiaf	859	4	2002-05
7. Przemek Karnowski	819	5	2012-17
8. Greg Sten	783	3	1971-73
9. Casey Calvary	757	4	1998-01
10. Domantas Sabonis	694	2	2015-16

FIELD GOALS MADE

Name	Field Goals	Played
1. Drew Timme	*889*	*2019-pres.*
2. Frank Burgess	800	1959-61
3. Jim McPhee	774	1986-90

POINT POST

- Gonzaga's Drew Timme ranks among the best post passers in program history ...

Name	Assists	Avg.	Season
1. *Drew Timme*	*111*	*3.2*	*2022-23*
2. Drew Timme	88	2.8	2021-22
3. Drew Timme	75	2.3	2020-21
4. Domantas Sabonis	64	1.8	2015-16
5. Casey Calvary	54	1.7	2000-01

CLIMBING IN THE CONFERENCE

- Drew Timme continues to rise on WCC career lists ...

	Points	Years	G	Avg.
1. Hank Gathers, LMU	2,490	1987-90	89	28.0
2. Kevin Foster, SCU	2,423	2008-13	133	18.2
3. Tyler Haws, BYU	2,323	2012-15	104	22.3
4. Jared Brownridge, SCU	2,313	2013-17	129	17.9
5. Drew Timme, GU	*2,259*	*2019-pres.*	*131*	*17.1*
6. Colbey Ross, PEP	2,236	2017-21	125	17.9
7. Terrell Lowery, LMU	2,201	1988-92	119	18.5
8. Anthony Ireland, LMU	2,169	2010-14	132	16.4
9. Bill Cartwright, USF	2,116	1975-79	111	19.1
10. Forrest McKenzie, LMU	2,060	1981-86	110	18.7

ZAGS IN THE WCC TOURNAMENT

- Gonzaga is 65-16 all-time in the West Coast Conference Tournament with 21 titles and 29 finals appearances, including each of the last 26 seasons.
- The Bulldogs are 51-5 under Mark Few in the WCC Tournament with title-game appearances in all 24 seasons.
- The Zags are 32-3 in the WCC Tournament since 2009, when the event moved to Las Vegas.
- GU's three losses in the event in Las Vegas have all been to Saint Mary's, the 2010, 2012 and 2019 finals.
- The Bulldogs were 34-13 in the conference tournament prior to it coming to Vegas.
- The Zags have never lost an opening game of the tournament in Las Vegas, winning all 15.
- Gonzaga has won the opening game of tournament the past 26 years, dating back to a loss in 64-59 in the 1997 quarterfinals to fourth-seeded San Diego as a fifth-seed.
- The Bulldogs are 31-6 in opening games at the event, including 14-6 in the quarterfinals (nine straight wins).
- Gonzaga has won in the WCC tournament semifinals in each of the past 26 years. The Zags last loss in the WCC semifinals was 1994, 83-75, to San Diego in Santa Clara.
- The Bulldogs are 29-2 in semifinal games at the tournament, winning all 15 in Las Vegas.
- Gonzaga is 12-3 in the WCC Tournament finals played in Las Vegas.
- The Bulldogs are 21-8 in championship games at the tournament.

MAKE THAT ELEVEN STRAIGHT

- Gonzaga clinched a share of the 2022-23 West Coast Conference regular season title.
- The Zags have either shared or owned the WCC regular season title outright in each of the last 11 seasons.
- Gonzaga has 26 WCC regular season titles, Coach Few has led GU to 22 of them.
- Gonzaga currently owns the nationally-best active streak of regular season titles, owned or shared at 11.
- Since 1997-98, the Bulldogs have either won or shared 24 of the 26 regular season titles, sharing only four (this season with Saint Mary's, 2015-16 with Saint Mary's, 2010-11 with Saint Mary's, 2001-02 with Pepperdine). SMC won the 2011-12 title and Pepperdine took the 1999-2000 title, both by one game over Gonzaga.
- The Zags shared the title with Santa Clara in 1995-96, and won it outright in 1993-94.
- The Zags matched their program record of 11 straight regular season conference titles from 2001 to 2011.
- Kansas owns the NCAA Div. 1 record with 14 regular season conference titles from 2005 to 2018. UCLA won 13 consecutive league titles from 1967 to 1979. UCONN (1951-60) and UNLV (1983-92) with 10 straight titles are tied for fifth behind Gonzaga's two 11-season runs.

TIMME ON WOODEN BALLOT

- Drew Timme was named to the 2022 Men's National Ballot for the John R. Wooden Award presented by Wendy's the Los Angeles Athletic Club announced.
- Selected by the Wooden Award National Advisory Board, the National Ballot consists of 15 student-athletes who are candidates for the Wooden Award All American Team and Wooden Award Trophy as the most outstanding college basketball player.
- Voting will take place from March 13 to March 20, and voters take into consideration a player's entire season of play, as well as the opening rounds of the NCAA Tournament. The finalists for the 2023 Wooden Award presented by Wendy's will be announced on March 29.
- Timme was a Wooden finalist last season, finishing in the final five as an All-American.

SENIOR DAY SEND OFF

- Gonzaga honored seniors Rasir Bolton, Malachi Smith, Drew Timme and Anton Watson in its regular season finale against Chicago State March 1.
- Seven Bulldogs finished in double-digit scoring, including all four seniors. The four seniors combined for 19-of-29 shooting from the field.
- The Zags led by as many as 44 points and won the game 104-65. GU scored 62 points in the second half.
- Gonzaga shot 60.7 percent from the field, including 13-of-26 from behind-the-arc. GU was 23-for-31 (74.2 percent) from the field in the second half.
- The Bulldogs' 156.7 offensive efficiency rating in the game ranks as the program's second-best mark since KenPom started in 2002.

TIMME REPEATS AS WCC PLAYER OF THE YEAR

- Drew Timme was named the West Coast Conference Player of the Year for the second straight season. He shared this year's honor with Santa Clara's Brandin Podziemski.
- The Zags' Malachi Smith was voted as the league's Sixth Man of the Year. Timme was joined by Julian Strawther on the conference's first team, while Anton Watson earned honorable mention accolades.
- All five major individual awards – along with the All-West

BEST WINNING PERCENTAGE SINCE 2010-11

	W	L	Pct.
1. ***Gonzaga***	367	56	0.868
2. Kansas	354	81	0.814
3. Duke	334	89	0.790
4. Kentucky	330	98	0.771
5. Wichita State	309	93	0.769

BEST WINNING PERCENTAGE LAST SIX SEASONS

	W	L	Pct.
1. ***Gonzaga***	192	18	0.914
2. Kansas	171	41	0.807
3. Villanova	166	40	0.806
4. Houston	164	41	0.800
5. New Mexico State	150	38	0.798

BEST WINNING PERCENTAGE LAST FIVE SEASONS

	W	L	Pct.
1. ***Gonzaga***	155	16	0.906
2. Houston	143	30	0.827
3. Kansas	140	36	0.795
4. New Mexico State	122	32	0.792
5. Virginia	128	34	0.790

BEST WINNING PERCENTAGE LAST FOUR SEASONS

	W	L	Pct.
1. ***Gonzaga***	123	11	0.918
2. Houston	116	22	0.841
3. Belmont	104	25	0.806
4. Kansas	109	28	0.796
5. Baylor	101	27	0.789

BEST HOME PERCENTAGE LAST FOUR SEASONS

	W	L	Pct.
1. ***Gonzaga***	77	1	0.987
2. South Dakota State	67	2	0.971
3. Houston	79	4	0.952
4. Kansas	74	6	0.925
5. Belmont	64	6	0.914

BEST ROAD PERCENTAGE SINCE 2010-11

	W	L	Pct.
1. ***Gonzaga***	100	20	0.833
2. Wichita State	95	35	0.731
3. Saint Mary's	83	40	0.675
4. Kansas	83	44	0.654
5. Belmont	119	65	0.647

BEST ROAD PERCENTAGE LAST FIVE SEASONS

	W	L	Pct.
1. ***Gonzaga***	41	4	0.911
2. New Mexico State	41	15	0.732
3. Vermont	49	18	0.731
4. Virginia	40	15	0.727
5. Belmont	52	21	0.712

BEST FIELD GOAL PERCENTAGE SINCE 2010-11

	FGM	FGA	Pct.
1. ***Gonzaga***	12406	24532	.506
2. Belmont	11158	23053	.484
3. Kansas	12047	25178	.478
4. Creighton	11240	23569	.477
5. Saint Mary's	10412	21894	.476

BEST FIELD GOAL PERCENTAGE LAST FIVE SEASONS

	FGM	FGA	Pct.
1. ***Gonzaga***	5474	10504	.521
2. South Dakota State	4634	9357	.495
3. Dayton	4104	8307	.494
4. Loyola Chicago	4288	8675	.494
5. Belmont	4780	9810	.487

MOST POINTS PER GAME LAST FIVE SEASONS

	Points	Avg.
1. ***Gonzaga***	14720	87.25
2. South Dakota State	13095	82.88
3. Belmont	13079	81.96

MOST WINS OVER FOUR-YEAR SPAN IN D1 HISTORY

	Wins	Seasons
1. Villanova	136	2014-18
2. ***Gonzaga***	133	2016-20
Duke	133	1998-2001

NODS AND HONORS

Rasir Bolton
College Hoops Today All-WCC Team
Lindy's Top 150 (No. 102)
Lindy's All-WCC Second Team
Lindy's WCC Top Shooter
The Almanac WCC Second Team
Jerry West Award Watch List
WCC All-Academic Team

Nolan Hickman
College Hoops Today Top Breakout Player
College Hoops Today WCC Breakout Player
ESPN Top Breakout Player
The Almanac Top 100 Players (No. 83)
The Almanac Top Breakout Players (No. 2)
The Athletic Top Breakout Guards

Hunter Sallis
College Hoops Today WCC Breakout Player

Malachi Smith
College Hoops Today Top WCC Transfer
Lindy's Top 150 (No. 123)
Lindy's All-WCC Second Team
Lindy's WCC Newcomer of the Year
Jerry West Award Watch List
WCC Sixth Man of the Year

Julian Strawther
College Hoops Today Top Upcoming Star
College Hoops Today All-WCC Team
Lindy's Top 150 (No. 38)
Lindy's All-WCC First Team
Lindy's WCC Top NBA Prospect
The Almanac Top 100 Players (No. 28)
The Almanac WCC First Team
The Almanac WCC Best Pro Prospect
Julius Erving Award Watch List
Naismith Player of the Year Watch List
Wooden Award Watch List
WCC Player of the Week (Jan. 30)
Julius Erving Award Top 10
All-WCC First Team
Julius Erving Award Finalist
WCC All-Tournament Team
NABC All-District 9 Second Team
USBWA All-District IX Second Team

Drew Timme
Associated Press All-American First Team
Blue Ribbon All-American First Team
CBS Sports National Player of the Year
CBS Sports All-American First Team
College Hoops Today All-American First Team
College Hoops Today WCC Player of the Year
College Hoops Today All-WCC Team
ESPN Vitale All-American First Team
Lindy's Top 150 (No. 2)
Lindy's All-American First Team
Lindy's All-Glass Cleaning Team
Lindy's All-WCC First Team
Lindy's WCC Player of the Year
Lindy's WCC Most Entertaining Player
The Almanac All-American First Team
The Almanac Top 100 Players (No. 2)

Coast Conference Teams and the All-Freshman Team – were voted on solely by the league's 10 head coaches.
- Timme is the second Bulldog to earn back-to-back WCC Player of the Year honors. Blake Stepp achieved the feat in 2003 and 2004.
- The West Coast Conference named a Zag Player of the Year for the fifth straight season. Timme was Gonzaga's 20th WCC Player of the Year selection.
- Smith joined Andrew Nembhard (2021) as the lone GU players to be named Sixth Man of the Year, which started as a recognition in 2021.

STREAKS VERSUS THE WCC
- Here's a look at the current streaks over league foes, with GU's last loss versus the opponent at home and on the road. The numbers in parenthesis represents the Zags' win streaks at home and on the road.

WCC Opponent	Wins	Last Road Loss	Last Home L
Pepperdine	45	2002 (20)	1998 (25)
San Francisco	27	2012 (10)	1989 (33)
Santa Clara	26	2011 (11)	2007 (16)
Pacific	18	1976 (8)	-- (7)
Portland	16	2014 (8)	2003 (17)
San Diego	16	2014 (7)	2000 (23)
BYU	7	2020 (3)	2017 (6)
Saint Mary's	2	2023 (-)	2018 (4)
LMU	1	2010 (11)	2023

MORE IMPRESSIVE WCC STATS
- Since the 2016-17 season, the Zags have won 107 out of their last 113 West Coast Conference regular season games. Including the WCC Tournament, GU is 122-7 over that span.
- The Bulldogs have won 65 of their last 69 games against conference competition dating back to the 2019-20 season.

ZAGS HIT 25 WINS ... AGAIN
- Gonzaga has now won at least 25 games in each of the last 16 consecutive seasons.
- The Zags have reached the 25-win plateau in 19 of the last 20 seasons, and 21 of the last 25.
- Gonzaga now owns the NCAA Div. 1 record with 16 straight 25-win seasons. Kansas had 15 straight 25-win seasons from 2005 to 2020.

ELEMENTARY MY DEAR WATSON
- Anton Watson went on a tear during West Coast Conference play this season.
- He averaged 12.9 points during league play, which ranks third on the team.
- The Spokane native led the WCC shooting 64.8 percent (83-128) from the field in conference action.
- He was 10th in the WCC grabbing 6.2 rebounds per league game. His 2.5 offensive boards per WCC game ranked second.
- The senior was fourth with 1.9 steals and 14th dishing out 2.4 assists per conference contest.

THERE'S NO PLACE LIKE HOME
- Since the McCarthey Athletic Center opened in 2004, Gonzaga boasts a 266-16 record at home.
- The Zags' 94.5 winning percentage at home since 2004-05 ranks second in the nation.
- GU has sold out every game since the 6,000-seat McCarthey Athletic Center opened, a streak of 282 games.
- Gonzaga's 75 straight home wins streak, the longest in program history, was snapped on Jan. 18.
- During the Zags' 75-game home win streak, GU won 48 times by 20 or more points, 37 times by 30-plus points, 13 times by 40 points, four by 50 points, two by 60 points and one by 78 points. Sixty-eight of the 75 straight wins inside the McCarthey Athletic Center were by double-digits.

LIFE ON THE ROAD
- Since the 2007-08 season, the Zags are 129-29 in true road games. GU's 81.9-win pct. in true road games is best in the nation over that span.
- Since the 2005-06 season, Gonzaga is 258-74 in road or neutral games. The Zags' 77.6-win percentage in road or neutral games tops the nation over that span.

26/20 VISION
- GU has clinched its 26th straight 20-win season.
- The Zags' 26-straight 20-win seasons rank second for the longest active run in the country. (Kansas 32)
- Prior to the previous 26 seasons, the Bulldogs reached 20 wins in a season eight times since 1907-08.
- Gonzaga has won at least 25 games in each of the last 15 consecutive seasons.

TIMME TIDBITS
- Drew Timme is at 102 starts in his collegiate career.
- GU is 43-4 when Drew Timme scores 20 or more.
- Timme's record in his apprearances is 120-12 (.907). He has never lost back-to-back games at Gonzaga.
- The Zags have been ranked No. 1 in 30 of the 75 AP polls during Timme's career.

STEADY IN THE POLLS
- The Zags' 132 straight AP Poll appearances top the nation, with Houston second at 63.
- The Bulldogs' 132 consecutive appearances in the Top 25 is 12th all-time in the poll's history.
- Gonzaga is the only program in the country to appear in every AP poll since 2017.
- The Zags have finished in the Top-10 in each of the last seven final AP polls. The only program in the nation to accomplish that feat.
2022-23: No. 9
2021-22: No. 1
2020-21: No. 1
2019-20: No. 2
2018-19: No. 4
2017-18: No. 8
2016-17: No. 2

DAGGER DOGS
- In the Bulldogs' 10 wins by single digits during the regular season, they outscored their opponents 146-97 (14.6-9.7) over the last five minutes of those games.
- In the last five minutes of those games, GU has shot 58.2 percent (39-of-67) from the field, including 17-of-25 from three-point range (68 percent). Zag foes have been held to 33-of-78 (42.3 percent) from the field, and 5-of-29 from behind-the-arc.
- GU outrebounded opponents 53-30 over that span.
- Julian Strawther leads the team with 48 points on 12-18 shooting from the field (8-10 from three) over that stretch.

THAT'S MORE LIKE IT
- Gonzaga avenged a loss to Loyola Marymount by routing the Lions in Los Angeles, 108-65.
- According to OPTAstats, it was the largest road win by any Division I team in the last 40 years against a team they had lost to at home earlier that season.

The Almanac WCC Player of the Year
The Almanac WCC First Team
Karl Malone Award Watch List
NABC Player of the Year Watch List
Naismith Player of the Year Watch List
Sporting News All-American First Team
Wooden Award Watch List
Phil Knight Legacy All-Tournament Team
WCC Player of the Week (Dec. 12)
WCC Player of the Week (Dec. 20)
WCC Player of the Week (Jan. 2)
Wooden Award Midseason Team
Karl Malone Award Top 10
Oscar Robertson Late Season List
Wooden Award Late Season List
Naismith Trophy Player of the Week (Feb. 27)
WCC Player of the Year
All-WCC First Team
Wooden Award National Ballot
Sporting News All-American First Team
Karl Malone Award Finalist
WCC Tournament Most Outstanding Player
Lute Olson National Player of the Year Finalist
Naismith Trophy Semifinalist
NABC All-District 9 First Team
USBWA All-District IX First Team
Associated Press All-American Second Team
NABC All-American First Team
USBWA All-American First Team
Naismith Trophy Finalist

Anton Watson
College Hoops Today Top 10 Glue Guy
Lindy's WCC Top Defender
All-WCC Honorable Mention
The Athletic All-Glue Guy Team
WCC All-Tournament Team

**** Preseason honor*

- The Zags never gave the sold-out crowd a chance to get into the game jumping out to a 15-4 lead at the first media timeout, which stretched to 32-10 by the second media.
- GU went on a 20-0 run in the opening half and led by 40 points at halftime, 68-28.
- The Bulldogs' 68 points were the most in a half by Gonzaga this season. Gonzaga scored 67 points in the loss earlier in the season to LMU. The Zags made 27 shots from the field in the first half at Loyola Marymount, after making 24 in the game in Spokane versus the Lions.
- Gonzaga's 68 first half points are tied for the 15th-most scored in half in the country this season. The program record is 86 set in a 147-136 loss at LMU on Feb. 18, 1989.
- The Bulldogs currently average 42.2 points in the first half this season, which leads the nation.

DOWN THE STRETCH
- At the final media timeout with 4:21 left in regulation against BYU, the Zags trailed 71-68. From that point until the end of the game, GU outscored the Cougars, 20-10.
- In the final 4:21, Gonzaga was 3-of-6 from the field, with all three makes coming behind-the-arc. The Zags were also a perfect 11-for-11 from the free-throw line over the span.
- Julian Strawther made two of those three-pointers and was 3-for-3 from the free-throw line after being fouled on a three.
- Rasir Bolton made the other three-pointer and made all six of his free-throws down the stretch.

NIGHT OF MILESTONES IN MCCARTHEY
- In Gonzaga's 88-70 win over Santa Clara, two Zags reached historic career scoring marks.
- Drew Timme became the Bulldogs' third 2,000-point scorer in program history. He needed eight points entering the game and finished with 15.
- Malachi Smith needed seven points to reach 1,500 points in his career, and finished with eight. As a freshman he scored 190 points at Wright State, before totaling 1,115 points in two seasons at Chattanooga. He currently has 196 points this season at Gonzaga.

ALL ROSEY FOR JULIAN IN PORTLAND
- Julian Strawther racked up a career-high 40 points in Gonzaga's 82-67 win at Portland. His previous career-high was 23 points was set in Portland earlier this season against Xavier with a then career-high five made threes.
- At Portland, the junior made 14 of his 21 shots from the field, including eight of 12 from behind-the-arc.
- His eight made threes were the most since Corey Kispert matched Dan Dickau and Kevin Pangos program record of nine against Virginia in the 2020-21 season.
- He was the first Zag to score 40 points in a game since Kyle Wiltjer totaled 45 points at Pacific on Feb. 19, 2016.
- Strawther's 40 points were the second-most by a WCC player this season. San Diego's Eric Williams Jr. had 43 versus Utah State on Nov. 17.

DREW UP A PERFORMANCE IN STOCKTON
- Drew Timme totaled 38 points on 17-of-23 shooting from the field in the Zags win at Pacific on Jan. 21.
- His 38 points were a new career-high, besting his 37-point performance against Texas in 2021-22.
- At the time, the 38 points were the most by a Zag since Johnathan Williams scored 39 against Florida in 2017.
- Timme's 17 made shots from the field are the most by a GU player since Adam Morrison made 18 at Washington in a 43-point effort on Dec. 4, 2005.
- Timme's 38 points were the third-most by a WCC player this season. Timme's 17 made field goals are currently the most in a single game this season by a WCC player.

AGAINST THE BEST
- Since 2018-19, Gonzaga boasts a 7-1 record in regular season games against teams ranked in the Top 5 in either the AP or Coaches polls.
- Only one of those games, a win over No. 5 Texas last season, was at home in the McCarthey Athletic Center.
- The lone loss was by three points to No. 5/6 Duke last season in Las Vegas.
- Over that same span, the Zags are 8-3 versus Top-10 foes in regular season games.
- Since March 2016, Gonzaga is 32-15 vs. ranked opponents, and has won 20 of last 27 games against ranked foes.

YEO JOINS BULLDOGS ROSTER
- Gonzaga announced the addition of South Korean Jun Seok Yeo (pronounced JUNE Suh-k YO) to the roster. Yeo will enroll in classes this semester and train with the Zags this season, but not play in a game until 2023-24 as a sophomore.
- Yeo is a transfer from Korea University in Seoul, South Korea. The 6-8, 220-pound forward attended the NBA Global Academy in Australia, before graduating from Yongsan High School in Seoul.
- At the 2021 FIBA U-19 World Cup in Latvia, Yeo averaged a tournament-high 25.6 points per game, while grabbing 10.6 rebounds per outing, which ranked second in the event.

ZAGS INK STROMER ON SIGNING DAY
- Dusty Stromer (6-6, 180 lbs., G) is a four-star recruit according to ESPN and 247Sports. He ranks as the 48th top recruit in his class on ESPN 100.
- During his junior season at Notre Dame High School, he averaged 20.2 points, 6.6 rebounds and 1.4 steals in 29 games. Stromer shot 46 percent from the field and 38 percent from three-point range.
- Stromer led the Knights to their first Mission League title since 2001 and the program's first-ever CIF Southern Section Open Division playoff berth.
- During league play, he scored 22.8 points and grabbed 7.8 rebounds per game en route to claiming the Mission League MVP and All-CIF honors.
- During league play, he scored 22.8 points and grabbed 7.8 rebounds per game en route to claiming the Mission League MVP and All-CIF honors.

NEVER A DOUBT
- In a thrilling three-game slate, all victories, Gonzaga trailed by 12 at USF, 14 at Santa Clara and 10 at BYU. The Zags were behind 50-38 at the 18:36 mark of the second half at USF, and 68-58 with 4:56 left at BYU.
- The Bulldogs have come back to win five games this season after trailing by double-digits.
- GU also trailed Baylor by 10 points before taking the lead, but fell by one in Sioux Falls, 64-63.
- The Zags also have a win over Alabama on the road after trailing by nine, and over Xavier after trailing by eight with 6:19 remaining in regulation, 71-63.

BIG SHOT RAH IN SF
- Gonzaga led for a total of 99 seconds in the 77-75 win at San Francisco. Julian Strawther opened the game with a three, but until Rasir Bolton's put-back with seven seconds left, the Zags did not lead until the 3-2 start of the game. GU trailed for 35 minutes and 26 seconds in the victory.

- Bolton finished with 21 points, but scored 11 of the Bulldogs' final 15 points over the last 5:15. He hit three straight shots from three during the final stretch.

PROVO FINALE
- In the final West Coast Conference meeting between Gonzaga and BYU in Provo, Utah, the Zags escaped with a 75-74 victory due to late game heroics.
- With four minutes and 56 seconds left, GU trailed 68-58. The Bulldogs then scored 17 of the game's final 23 points.
- In the final five minutes, Gonzaga made six of nine from the field, including four of six from behind-the-arc. BYU was limited to two of seven from the field.
- Julian Strawther made two threes, including the game-winner with nine seconds left, and Hunter Sallis and Nolan Hickman both made one three in the final five minutes.
- Gonzaga forced three turnovers in the final stretch with Sallis and Hickman coming away with key steals.

DIALING FROM LONG DISTANCE
- Gonzaga made 17 three-pointers in a 115-75 win over Portland, the second-most in a single game under Few.
- The Zags made the most under Few last season against Portland, making 18 of 41 shots from deep.
- The GU record, also the WCC record, for most makes from three is 22 against San Francisco in 1995.
- Malachi Smith made seven of his 10 three-pointers against Portland on Jan. 14, finishing with a season-high 27 points, and a game-high eight rebounds.

HISTORIC AT HOME
- Gonzaga's 75 straight home wins were the most in the modern era of Div. 1 (Since 1985).
- Arizona had 71 straight victories from 1987-1992.
- During the Zags' 75-game home win streak, GU won 48 times by 20 or more points, 37 times by 30-plus points, 13 times by 40 points, four by 50 points, two by 60 points and one by 78 points. Sixty-eight of the 75 straight wins inside the McCarthey Athletic Center were by double-digits.
- The Bulldogs had 39 straight home victories over WCC opponents, including 36 by double-digit scoring.
- The 39 straight wins over WCC foes is a program best.
- The Bulldogs' 75 consecutive victories at home are tied for eighth all-time in NCAA Div. 1 history with Long Beach State.

1.	Kentucky	129	1943-1955
2.	St. Bonaventure	99	1948-1961
3.	UCLA	98	1970-1976
4.	Cincinnati	86	1957-1964
5.	Arizona	81	1945-1951
5.	Marquette	81	1967-1973
7.	Lamar	80	1978-1984
8.	*Gonzaga*	*75*	*2018-pres.*
	Long Beach State	75	1969-1974
10.	UNLV	72	1974-1978

HISTORIC WIN
- The Bulldogs' 120-42 victory over Eastern Oregon set multiple record marks.
- The 78-point margin broke the program record for margin of victory (previously 61 vs. Denver).
- The 51 made field goals set a new program record (previously 50 vs. Carroll). GU attempted 72 shots versus EOU.
- Gonzaga's 70.8 percent from the field matched the second-best mark in program history (record is 71.8% against Saint Mary's in 1996).
- The Zags' 120 points were the most points scored in a regular season game since a 120-79 win over Idaho State on Nov. 6, 2018. It was only the sixth time Gonzaga reached the 120-point mark in program history.
- GU made 75.0 percent of its shots from the field in the first half, which was the best percentage in a half over the last nine seasons.
- Gonzaga had seven double-digit scorers for the first time since a 116-88 win at Portland on Jan. 9, 2021.
- The Zags forced Eastern Oregon into 28 turnovers, the most by a GU foe since Southern Utah had 28 in 2012. Gonzaga had 19 steals in the win over EOU, the most under Mark Few.

SWEET HOME ALABAMA
- Gonzaga picked up its second win this season over No. 4 ranked team beating Alabama.
- In the second half against the Crimson Tide, the Zags scored 53 points, shot 74.1 percent from the field (including 66.7 percent from three-point range), and scored 1.43 points per possession.
- Six Bulldogs finished in double-digit scoring.
- GU forced 21 turnovers and made 12 steals. Malachi Smith had five steals.

TOP DOGS
- Gonzaga beat in-state foe Washington for the seventh straight time on Dec. 9.
- During Gonzaga's seven-game winning streak, only twice has the game been decided by 10 points or less.
- The 77-60 Zag victory was the 14th win out of the last 15 meetings in favor of GU.
- This season's meeting was the 49th all-time matchup between the programs.
- The Huskies' last win in the series was in 2005, but they have not won at Gonzaga since 1944.

GIVING THANKS FOR THESE EVENTS
- Gonzaga is 44-12 under Mark Few in events during the week of Thanksgiving, and 33-6 in the last nine Thanksgiving week events including this one.
- Under Mark Few, GU has won seven tournaments during the week of Thanksgiving, and played in 11 of the 16 tournament championship games.

CLOSING IT OUT
- Gonzaga rallied for an 88-84 victory over Xavier in the third-place game at the Phil Knight Legacy tournament.
- The Zags trailed 71-83 with 6:19 left in regulation.
- GU didn't miss a shot from the field over the final 6:08, going 6-for-6 from the field, including 4-of-4 from behind-the-arc. The Bulldogs went 9-for-12 from the free throw line over that stretch as well.

LATE NIGHT BUCKETS
- Gonzaga's late night win over Portland State in the Phil Knight Legacy quarterfinals brought several impressive stats.
- Malachi Smith made the most threes without a miss (5-of-5) since Killian Tillie made all five of his shots from outside-the-arc in back-to-back games in the 2017 WCC Tournament quarterfinals and semifinals.
- The Zags made eight of their season-high 12 three-pointers in the first half.
- GU also had 24 assists on its 38 made field goals

DOGS AND CATS FOR SIX YEARS
- Gonzaga and Kentucky announced a six-game series over the next six seasons.
- The series began this season at the Spokane Arena on Nov. 20. Kentucky hosts GU next season in Lexington. The programs meet in Seattle during the 2024-25 season, before facing each other in Nashville in 2025-26.
- Gonzaga and Kentucky meet on their home courts beginning in 2026-27 in Rupp Arena, and in the McCarthey Athletic Center in 2027-28.
- The programs have previously only met once when the Wildcats beat Gonzaga 80-72 in the 2002 Maui Invitational.

DOGS RULE CATS
- No. 2 Gonzaga rolled to an 88-72 victory over No. 4 Kentucky in the Spokane Arena. The Bulldogs never trailed and led by as many as 19 points.
- Rasir Bolton scored 24 points, Drew Timme added 22 and Julian Strawther had 20 points and 14 rebounds.
- The Zag trio became only the second trio with 20 points each in a game against Kentucky under John Calipari since Duke's Zion Williamson, R.J. Barrett, and Cam Reddish accomplished the feat in 2018.
- Anton Watson had 10 points and 10 rebounds for GU.

GONZAGA WINS ARMED FORCES CLASSIC
- Drew Timme had 22 points and 13 rebounds, and led Gonzaga in a spirited comeback from a 12-point deficit that carried the Bulldogs to a 64-63 victory over Michigan State on the flight deck of the USS Abraham Lincoln at North Island Naval Air Station.
- Julian Strawther had 13 points and nine rebounds, and Nolan Hickman scored 10.
- Michigan State led 38-31 at halftime and 45-33 with 16:12 left in regulation.

SEASON-OPENING SUCCESS
- The Zags have won 17 straight regular season-openers dating back to a 73-66 loss to Saint Joseph's in the 2003 Coaches vs. Cancer Classic in New York City.
- Gonzaga cruised to a 104-63 win over North Florida in this season's opener on Nov. 7.
- In last year's season-opener, No. 1 Gonzaga beat No. 6 Kansas in the Fort Myers Tipoff in Florida, 102-90.
- GU has won 32 consecutive regular season home-openers since a 73-65 loss to Boise State on Dec. 7, 1988.
- Gonzaga has won all 17 regular season home-openers in the McCarthey Athletic Center.
- The Bulldogs have won all 22 regular season home-openers under Mark Few.

ZAGS OPEN SEASON RANKED NO. 2
- Gonzaga was ranked No. 2 in the preseason AP poll. North Carolina beat out the Bulldogs for the top spot.
- This marks the 22nd straight season GU has been ranked in the AP poll. It's the 13th consecutive year the Zags have appeared in the preseason poll, starting in the top-20 for the 10th straight season. It's the ninth time GU has been in the Top-10 in the preseason AP ranking.
- The Zags opened the last two seasons at No. 1 in the AP poll. Gonzaga had 1,479 points in this year's preseason poll, with 12 first-place votes. Last year, the Zags had 1,562 points in the preseason poll, with 55 first-place votes.

Associated Press Top 25

(March 13)		REC	PTS
1	Alabama (48)	29-5	1508
2	Houston (9)	31-3	1404
3	Purdue (3)	29-5	1367
4	Kansas	27-7	1303
5	Texas	26-8	1276
6	Marquette	28-6	1244
7	UCLA (1)	29-5	1209
8	Arizona	28-6	1155
9	***Gonzaga***	28-5	1046
10	UConn	25-8	854
11	Baylor	22-10	779
12	Duke	26-8	763
13	Xavier	25-9	738
14	Virginia	25-7	711
15	Kansas State	23-9	709
16	Miami	25-7	581
17	Texas A&M	25-9	562
18	San Diego State	27-6	550
19	Saint Mary's	26-7	426
20	Tennessee	23-10	381
21	Indiana	22-11	332
22	TCU	21-12	254
23	Missouri	24-9	171
24	Memphis	26-8	110
25	Florida Atlantic	31-3	99

Also receiving votes: Creighton 94, Oral Roberts 58, Kentucky 39, Iowa State 32, VCU 26, Utah State 15, Penn State 11, Charleston 10, Kent State 2, Drake 2, West Virginia 2, Northwestern 2

USA Today/Coaches' Top 25

(March 13)		REC	PTS
1	Houston (21)	31-3	777
2	Alabama (8)	29-5	759
3	Purdue (2)	29-5	728
4	Marquette	28-6	654
5	Kansas (1)	27-7	652
6	UCLA	29-5	649
7	Texas	26-8	647
8	Arizona	28-6	608
9	***Gonzaga***	28-5	546
10	Virginia	25-7	418
11	Baylor	22-10	399
12	Connecticut	25-8	391
13	Kansas State	23-9	370
14	Xavier	25-9	369
15	Miami-Florida	25-7	342
16	Duke	26-8	334
17	Texas A&M	25-9	289
18	San Diego St.	27-6	266
19	Saint Mary's	26-7	240
19	Indiana	22-11	240
21	Tennessee	23-10	153
22	Creighton	21-12	118
23	Texas Christian	21-12	117
24	Missouri	24-9	65
25	Florida Atlantic	31-3	54

Also receiving votes: Iowa State 47; Kentucky 29; Penn St. 24; Northwestern 23; Providence 21; Oral Roberts 20; Utah St. 14; VCU 9; Maryland 6; Kent St. 6; NC State 5; Memphis 4; Pittsburgh 3; Charleston 3; Michigan St. 1.

PLAYER CAPSULES

#0 JULIAN STRAWTHER

6-7 • JR • G • Las Vegas, Nev.

- 2021-22: WCC Honorable Mention selection ... Started in 31 of 32... Averaged 11.8 points per game... Scored a season high 20 points against BYU ... Third highest rebounder on the team with 172, averaging 5.4 a game, season high of 12 rebounds against Tarleton St.
- 2020-21: Appeared in 25 games...Averaged 3.4 points...scored a season-high 12 points in a win at Portland on Jan. 9.
- High School: Averaged 31.5 pts, 11.1 rebounds and 2.2 assists and 2.1 steals per game his senior year... became Liberty High School's all-time leading scorer (2,252 points) and rebounder (839 rebounds)... No. 63 in 247 Sports' ratings and No. 70 in ESPN's top 100.
- International: At 2019 FIBA Under-19 World Cup in Greece, Strawther was second in the tournament averaging 22 points per game at 45 percent shooting from the field for Puerto Rico... had four games scoring at least 20 points, with his tournament-high performance coming in the final game, a 40-point effort against Russia.

#2 DREW TIMME

6-10 • SR • F • Richardson, Texas

- 2021-22: Started all 32 games ... Surpassed 1,500 career points ... Surpassed 600 career rebounds ... Became the programs All Time leader in points in the NCAA Tournament, along with FG Made and FT Made ... Scored a career-high 37 points against Texas ... Had a total of 216 rebounds; 157 were defensively ... 88 assists, including a career-best eight against San Francisco ... 25 blocks... Named WCC Plater of the Year... Made All-WCC First Team ... Made Sporting News All-American Second Team ... Made Sports Illustrated All-American Third Team... AP All-American Second Team ... Elected to the John R. Wooden All-American Team ... Named Lute Olson All-American Team ... Sporting News All-American Second Team
- 2020-21: Started in all 32 games... led the WCC in scoring (19.0 ppg) and shooting percentage (65.5 percent)... fourth in the conference in rebounds per game (7.0)...scored 20+ points in 16 games... recorded top-10 most single-game points (30) and rebounds (13) in program history in NCAA Tournament against Oklahoma... named Karl Malone Power Forward of the Year, All-WCC First Team, NABC All-District 9 Second Team, USBWA All-District IX Team, Lute Olson Award Finalist, John R. Wooden All-American Team, AP All-American Second Team.
- 2019-20: WCC All-Freshman Team... appeared in all 33 games... made four starts... averaged 9.8 points per game... led the team shooting 62.1 percent from the field... third in WCC in blocked shots... scored double-digits in 16 games... four double-digit rebounds games... scored 20 points and grabbed 10 rebounds at Saint Mary's on Feb. 8.
- High School: Five-star recruit according to Rivals and ranked 41st on 247 Sports' top recruits for the 2019 class... Nominated for the 2019 McDonald's All-American game as a senior.

#5 HUNTER SALLIS

6-5 • SO • G • Omaha, Neb.

- 2021-22: Played in all 32 games... Averaged 4.3 points per game, posting a season high 16 against Alcorn ... Averaged 2 rebounds a game, for a total of 63 on the season ... Finished tied for fourth on the team for steals per game at 0.6 and 19 total on the year.
- High School: Sallis is the third-highest recruit ever to sign with the Zags... ranked sixth in the class of 2021 according to 247 Sports, 16th on the ESPN Top 100 recruits list...averaged 22.2 points, 5.6 rebounds and 3.8 assists to lead Millard North to its first Class A state title during his senior season...was the first five-star basketball recruit in Nebraska history...third signee in program history to be named a McDonald's All-American.

#11 NOLAN HICKMAN

6-2 • SO • G • Seattle, Wash.

- 2021-22: Played in all 32 games... Averaged 5.1 points per game, posting a season high 16 against Central Michigan ... Finished tied for fourth on the team for steals per game at 0.6 and 20 total on the year ... 49 rebounds on the year, of which 46 were defensively... Named to the WCC All-Freshman Team
- High School: Hickman was the 24th-ranked player in the Class of 2021, and a five-star recruit, according to ESPN...named a McDonald's All-American and the Utah player of the year by MaxPreps...averaged 16 points, 3.3 assists and 2.5 rebounds per game as a senior, earning All-American honors and leading Wasatch Academy (Utah) to a top-10 national ranking and a spot in the Geico Nationals.

#13 MALACHI SMITH

6-4 • R-JR • G • Belleville, Ill.

- Chattanooga: Appeared and started in all 35 games in 2021-22... all at the point position... Led the team and the Southern Conference with a 19.9 points per game average... tied for 20th in NCAA Division I... finished with 1,115 career points at UTC... Only player in NCAA Division I basketball that posted at least 600 points, 200 rebounds, 50 assists, 50 steals and 50 3PT FG made during the 2021-22 season...team leader in points (16.8), rebounds (8.8), assists (3.3) and total steals (37)... First team All-SoCon.
- Wright State: Played one season earning Horizon League All-Freshman honors... Came off the bench in all 35 games averaging 5.4 points, 2.9 assists and 1.7 assists.
- High School: Played for Joe Muniz at Belleville West...second team All-State and first team All-Conference leading the Maroons to the 2018 Illinois 4A State Championship... Averaged 15.5 points per game as a senior.

#15 EFTON REID III

7-0 • SO • C • Richmond, VA.

- LSU: Only LSU player to start all 34 games ... Averaged 6.3 points, 4.3 rebounds...Shot 51.9 percent from the field... 26 blocks... Seven games in double figures, topped by 16 in the opener against ULM (11/9).
- High School: Came to LSU from IMG Academy in Bradenton, Florida where he averaged 16 points and 11 rebounds as IMG put together a 25-0 regular season record ... No. 24 recruit nationally, No. 3 rated center ... Played at Steward High in Richmond, Virginia before transferring to IMG .

#20 KADEN PERRY

6-9 • SO • F • Battle Ground, Wash.

- 2021-22: Played in 8 games ...Career-high 6 points against Central Michigan ... Averaged 2.3 rebounds per game and grabbed 18 total.
- High School: Averaged 23.7 points, 15.3 rebounds and 3.3 blocks per game during his junior season...in his sophomore year, he led Battle Ground to its first state tournament appearance since 2002...was ranked No. 75 on ESPN's Top 100 recruits for 2021 and as high as No. 34 on 247Sports.

#22 ANTON WATSON

6-8 • SR • F • Spokane, Wash.

- 2021-22: Appeared in all 32 games... Scored a total of 235 points, posting

WEST COAST CONFERENCE

	WCC	PCT	OVER	PCT	STREAK
Gonzaga	14-2	.875	30-5	.857	W11
Saint Mary's	14-2	.875	27-8	.771	L1
Santa Clara	11-5	.688	23-10	.697	L2
Loyola Marymount	9-7	.562	19-12	.613	L1
San Francisco	7-9	.438	20-14	.588	L1
Brigham Young	7-9	.438	19-15	.559	L1
Pacific	7-9	.438	15-18	.455	L1
Portland	5-11	.312	14-19	.424	L1
San Diego	4-12	.250	11-20	.355	L6
Pepperdine	2-14	.125	9-22	.290	L5

2022-23 WCC Awards

Coach of the Year - Randy Bennett, Saint Mary's
Co-Players of the Year - ***Drew Timme, Gonzaga*** and Brandin Podziemski, SCU
Newcomer of the Year - Brandin Podziemski, Santa Clara
Defensive Player of the Year - Logan Johnson, Saint Mary's
Sixth Man of the Year - ***Malachi Smith, Gonzaga***

All-Conference First Team
Logan Johnson, Saint Mary's
Aidan Mahaney, Saint Mary's
Brandin Podziemski, Santa Clara
Tyrell Roberts, San Francisco
Mitchell Saxen, Saint Mary's
Khalil Shabazz, San Francisco
Cam Shelton, LMU
Carlos Stewart, Santa Clara
Julian Strawther, Gonzaga
Drew Timme, Gonzaga

All-Conference Second Team
Marcellus Earlington, San Diego
Keshawn Justice, Santa Clara
Maxwell Lewis, Pepperdine
Fousseyni Traore, BYU
Moses Wood, Portland

All-Conference Honorable Mention
Keylan Boone, Pacific
Alex Ducas, Saint Mary's
Spencer Johnson, BYU
Keli Leaupepe, LMU
Tyler Robertson, Portland
Anton Watson, Gonzaga

All-Freshman Team
Juan Sebastian Gorosito, Portland
Dallin Hall, BYU
Aidan Mahaney, Saint Mary's
Moe Odum, Pacific
Jevon Porter, Pepperdine

2022-23 Preseason Poll

1. ***Gonzaga*** (9)	81
2. Saint Mary's (1)	73
3. BYU	57
3. San Francisco	57
5. Portland	48
6. Santa Clara	43
7. Pepperdine	33
8. San Diego	31
9. Loyola Marymount	17
10. Pacific	10
(First place votes)	

2022 WCC Preseason Team

Name	Institution
Rasir Bolton	***Gonzaga***
Alex Ducas	Saint Mary's
Logan Johnson	Saint Mary's
Keshawn Justice	Santa Clara
Houston Mallette	Pepperdine
Tyler Robertson	Portland
Khalil Shabazz	San Francisco
Julian Strawther	***Gonzaga***
Drew Timme	***Gonzaga***
Fousseyni Traore	BYU

#0 JULIAN STRAWTHER
6-7 • JR • G • Las Vegas, Nev.
- 2021-22: WCC Honorable Mention selection ... Started in 31 of 32... Averaged 11.8 points per game... Scored a season high 20 points against BYU ... Third highest rebounder on the team with 172, averaging 5.4 a game, season high of 12 rebounds against Tarleton St.
- 2020-21: Appeared in 25 games...Averaged 3.4 points...scored a season-high 12 points in a win at Portland on Jan. 9.
- High School: Averaged 31.5 pts, 11.1 rebounds and 2.2 assists and 2.1 steals per game his senior year...became Liberty High School's all-time leading scorer (2,252 points) and rebounder (839 rebounds)... No. 63 in 247 Sports' ratings and No. 70 in ESPN's top 100.
- International: At 2019 FIBA Under-19 World Cup in Greece, Strawther was second in the tournament averaging 22 points per game at 45 percent shooting from the field for Puerto Rico... had four games scoring at least 20 points, with his tournament-high performance coming in the final game, a 40-point effort against Russia.

#2 DREW TIMME
6-10 • SR • F • Richardson, Texas
- 2021-22: Started all 32 games ... Surpassed 1,500 career points ... Surpassed 600 career rebounds ... Became the programs All Time leader in points in the NCAA Tournament, along with FG Made and FT Made ... Scored a career-high 37 points against Texas ... Had a total of 216 rebounds; 157 were defensively ... 88 assists, including a career-best eight against San Francisco ... 25 blocks... Named WCC Plater of the Year... Made All-WCC First Team ... Made Sporting News All-American Second Team ... Made Sports Illustrated All-American Third Team... AP All-American Second Team ... Elected to the John R. Wooden All-American Team ... Named Lute Olson All-American Team ... Sporting News All-American Second Team
- 2020-21: Started in all 32 games... led the WCC in scoring (19.0 ppg) and shooting percentage (65.5 percent)...fourth in the conference in rebounds per game (7.0)...scored 20+ points in 16 games... recorded top-10 most single-game points (30) and rebounds (13) in program history in NCAA Tournament against Oklahoma... named Karl Malone Power Forward of the Year, All-WCC First Team, NABC All-District 9 Second Team, USBWA All-District IX Team, Lute Olson Award Finalist, John R. Wooden All-American Team, AP All-American Second Team.
- 2019-20: WCC All-Freshman Team... appeared in all 33 games... made four starts... averaged 9.8 points per game... led the team shooting 62.1 percent from the field... third in WCC in blocked shots... scored double-digits in 16 games... four double-digit rebounds games... scored 20 points and grabbed 10 rebounds at Saint Mary's on Feb. 8.
- High School: Five-star recruit according to Rivals and ranked 41st on 247 Sports' top recruits for the 2019 class... Nominated for the 2019 McDonald's All-American game as a senior.

#5 HUNTER SALLIS
6-5 • SO • G • Omaha, Neb.
- 2021-22: Played in all 32 games... Averaged 4.3 points per game, posting a season high 16 against Alcorn ... Averaged 2 rebounds a game, for a total of 63 on the season ... Finished tied for fourth on the team for steals per game at 0.6 and 19 total on the year.
- High School: Sallis is the third-highest recruit ever to sign with the Zags... ranked sixth in the class of 2021 according to 247 Sports, 16th on the ESPN Top 100 recruits list...averaged 22.2 points, 5.6 rebounds and 3.8 assists to lead Millard North to its first Class A state title during his senior season...was the first five-star basketball recruit in Nebraska history... third signee in program history to be named a McDonald's All-American.

#11 NOLAN HICKMAN
6-2 • SO • G • Seattle, Wash.
- 2021-22: Played in all 32 games... Averaged 5.1 points per game, posting a season high 16 against Central Michigan ... Finished tied for fourth on the team for steals per game at 0.6 and 20 total on the year ... 49 rebounds on the year, of which 46 were defensively... Named to the WCC All-Freshman Team
- High School: Hickman was the 24th-ranked player in the Class of 2021, and a five-star recruit, according to ESPN...named a McDonald's All-American and the Utah player of the year by MaxPreps...averaged 16 points, 3.3 assists and 2.5 rebounds per game as a senior, earning All-American honors and leading Wasatch Academy (Utah) to a top-10 national ranking and a spot in the Geico Nationals.
-

#13 MALACHI SMITH
6-4 • R-JR • G • Belleville, Ill.
- Chattanooga: Appeared and started in all 35 games in 2021-22... all at the point position... Led the team and the Southern Conference with a 19.9 points per game average... tied for 20th in NCAA Division I... finished with 1,115 career points at UTC... Only player in NCAA Division I basketball that posted at least 600 points, 200 rebounds, 50 assists, 50 steals and 50 3PT FG made during the 2021-22 season...team leader in points (16.8), rebounds (8.8), assists (3.3) and total steals (37)... First team All-SoCon.
- Wright State: Played one season earning Horizon League All-Freshman honors... Came off the bench in all 35 games averaging 5.4 points, 2.9 assists and 1.7 assists.
- High School: Played for Joe Muniz at Belleville West...second team All-State and first team All-Conference leading the Maroons to the 2018 Illinois 4A State Championship... Averaged 15.5 points per game as a senior.

#15 EFTON REID III
7-0 • SO • C • Richmond, VA.
- LSU: Only LSU player to start all 34 games ... Averaged 6.3 points, 4.3 rebounds...Shot 51.9 percent from the field... 26 blocks... Seven games in double figures, topped by 16 in the opener against ULM (11/9).
- High School: Came to LSU from IMG Academy in

RECORDS WHEN ...

	22-23	Under Few
Leading at halftime	24-2	562-37
Trailing at halftime	5-3	106-89
Tied at halftime	1-0	19-9
Leading with 10:00 remaining	25-1	131-22*
Trailing with 10:00 remaining	5-3	36-69*
Tied with 10:00 remaining	0-1	6-6*
Leading with 5:00 remaining	26-1	492-20*
Trailing with 5:00 remaining	4-4	29-73*
Tied with 5:00 remaining	0-0	7-4*
In Overtime	0-1	23-12
GU outrebounds opponents	26-2	548-57
GU is outrebounded	3-3	109-68
Same amount of rebounds	1-0	20-9
GU commits more turnovers	10-3	244-83
Opponent commits more turnovers	19-2	123-39
Same amount of turnovers	1-0	48-10
GU has more fouls than opponent	6-4	141-79
Opponent has more fouls than GU	21-1	122-47
Same amount of fouls	3-0	39-7
GU shoots 50 percent or better	22-0	413-19
Opponent shoots 50 percent or better	5-1	35-34
GU shoots less than 50 percent	8-5	272-115
Opponent shoots less than 50 percent	24-4	638-100
GU shoots better than opponent	25-1	642-45
Opponent shoots better than GU	4-4	45-88
Same shooting percentage	1-0	3-0
GU has more free-throw attempts	21-4	525-55
Opponent has more free-throw atts	9-1	137-74
Same amount of free-throw attempts	0-0	22-5
GU bench outscores opponent bench	16-2	302-38*
Opponent bench outscores GU bench	13-3	209-55*
Benches score the same	1-0	16-3*
GU makes 10 or more three-pointers	8-0	149-15
GU makes 9 or less three-pointers	22-5	534-119
GU shoots above 75 FT percentage	8-0	282-52
GU shoots below 75 FT percentage	22-5	404-81
Games decided by 1-5 points	6-2	99-51
Games decided by 6-10 points	7-1	114-42
Games decided by 11-15 points	3-0	112-20
Games decided by 16 or more points	14-2	349-21
GU scores 50 or less	0-0	0-5
GU scores between 51-59	0-0	11-9
GU scores between 60-69	1-3	76-54
GU scores between 70-79	6-2	180-50
GU scores between 80-89	11-0	226-11
GU scores between 90-99	4-0	135-4
GU scores 100 or more	8-0	59-1
Opponent scores 50 or less	1-0	81-0
Opponent scores between 51-59	1-0	157-1
Opponent scores between 60-69	9-2	239-26
Opponent scores between 70-79	11-1	148-49
Opponent scores between 80-89	6-1	48-43
Opponent scores between 90-99	2-1	12-11
Opponent scores 100 or more	0-0	2-4
Vs. Top 25 Team	5-3	45-50
Vs. Top 10 Team	2-1	13-29
In November	5-2	121-19
In December	7-1	132-44
In January	6-1	171-18
In February	7-1	166-25
In March	5-0	99-25
In April	0-0	2-2
On Monday	4-0	70-10
On Tuesday	2-0	58-14
On Wednesday	2-1	49-12
On Thursday	7-1	167-26
On Friday	3-2	48-13
On Saturday	7-1	244-51
On Sunday	5-0	50-7

WHEN WAS THE LAST TIME ...

TEAM

Gonzaga Was Ranked (AP Poll)

No. 1	Mar. 14, 2022
Top 5 (2-5)	Nov. 14, 2022
Top 10 (6-10)	Jan. 16, 2023

Gonzaga Played a Ranked Opponent (AP Poll)

No. 1	vs. No. 1 Duke (89-87) on Nov. 21, 2018
Top 5	vs. No. 4 Alabama (100-90) on Dec. 17, 2022
Top 10	vs. No. 6 Baylor (63-64) on Dec. 2, 2022
Top 25	vs. No. 22 TCU (84-81) on Mar. 19, 2023

Gonzaga Beat a Ranked Opponent (AP Poll)

Top 5	vs. No. 4 Alabama (100-90) on Dec. 17, 2022
Top 10	vs. No. 6 Kansas (102-90) on Nov. 26, 2020
Top 25	vs. No. 22 TCU (84-81) on Mar. 19, 2023

100 Points by a Team

By Gonzaga	104 vs. Chicago State (3/1/23)
By Opponent	103 by North Carolina (12/15/18)

30-39 Point Win

By Gonzaga	104-65 vs. Chicago State (3/1/23)
By Opponent	76-41 vs. Duke (12/19/09)

Overtime Game

Gonzaga Win	93-90 vs. UCLA (4/3/21)
Gonzaga Loss	78-70 at Saint Mary's (2/4/23)

Double Overtime Game

Gonzaga Win	90-86 vs. Stanford (1/31/07)
Gonzaga Loss	105-111 vs. Florida (11/24/17)

Won The Game In The Final Seconds

By Gonzaga	Julian Strawther three pointer at 9.5 seconds Gonzaga defeated BYU 75-74 (1/12/23)
By Opponent	Roosevelt Jones layup at 0.2 seconds Butler defeated Gonzaga 64-63 (1/19/13)

Made Fewer Than 20 Field Goals

By Gonzaga	18, vs. Saint Mary's (3/12/19)
By Opponent	18, by Saint Mary's (3/7/23)

Had 70-79 Field Goal Attempts

By Gonzaga	71, vs. San Diego (2/23/23)
By Opponent	72, by Santa Clara (1/7/23)

Made 10+ Three-Point Field Goals

By Gonzaga	11, vs. San Francisco (3/6/23)
By Opponent	14, by San Francisco (3/6/23)

Had 30+ Three-Point Field Goals Attempts

By Gonzaga	38, vs. Portland (1/14/23)
By Opponent	37, by San Francisco (3/6/23)

Shot Less Than 20 Percent From 3-Point Line

By Gonzaga	.188 (3-of-16) at Santa Clara (1/30/20)
By Opponent	.188 (3-of-16) by Michigan State (11/11/22)

Made 5 or Fewer Free Throws

By Gonzaga	3, Purdue (11/25/22)
By Opponent	5, by Grand Canyon (3/17/23)

Shot Over 90 Percent From The Foul Line

By Gonzaga	.904 (19-of 21) Kentucky (11/20/22)
By Opponent	.917 (11-of-12) by BYU (2/11/23)

Shot 100 Percent From The Foul Line

By Gonzaga	19-of-19, Washington (12/5/18)
By Opponent	6-of-6 by Santa Clara (1/30/20)

Had 20-29 Assists

By Gonzaga	22, vs. San Francisco (3/6/23)
By Opponent	21, by UCLA (4/3/21)

Had 20+ Turnovers

By Gonzaga	20, at Texas (11/16/22)
By Opponent	28, by Eastern Oregon (12/28/22)

Committed 10 or Fewer Turnovers

By Gonzaga	9, vs. Saint Mary's (3/7/23)
By Opponent	9, by TCU (3/19/23)

INDIVIDUAL

30-39 Points by a Player

By Gonzaga	34, Drew Timme, at Pepperdine (2/18/23)
By Opp.	36, Brandon Miller, Alabama (12/17/22)

Two Players Scored 20 or More Points

By Gonzaga	Julian Strawther (28) & Drew Timme (21) Grand Canyon (3/17/23)
By Opp.	Houston Mallette (22) & Jevon Porter (20) by Pepperdine (2/18/23)

10+ Field Goals Made by a Player

By Gonzaga	12, Drew Timme, TCU (3/19/23)
By Opp.	11, Cam Shelton, Loyola Marymount (1/19/23)

20-29 Field Goal Attempts by a Player

By Gonzaga	21, Drew Timme, TCU (3/19/23)
By Opp.	24, Khalil Shabazz, San Francisco (3/6/23)

Player Shot .800 With 10+ Field Goals Attempts

By Gonzaga	8-of-10 (.800), Drew Timme, vs. Saint Mary's (3/7/23)
By Opp.	8-of-10 (.800), Anthony Crump, Northern Illinois (12/12/22)

5+ 3pt Field Goals Made by a Player

By Gonzaga	5, Nolan Hickman, vs. Chicago State (3/1/23)
By Opp.	6, Khalil Shabazz, San Francisco (3/6/23)

10+ 3pt Field Goal Attempts by a Player

By Gonzaga	12, Julian Strawther, at Portland (1/28/23)
By Opp.	15, Khalil Shabazz, San Francisco (3/6/23))

10+ Free Throws Made by a Player

By Gonzaga	10, Drew Timme, Bellarmine (11/19/21)
By Opp.	11, Logan Johnson, Saint Mary's (2/25/23)

10+ Free Throws Attempted by a Player

By Gonzaga	11, Anton Watson & 10, Drew Timme, at Pacific (1/21/23)
By Opp.	15, Logan Johnson, Saint Mary's (2/25/23)

15+ Free Throws Attempted by a Player

By Gonzaga	15, Filip Petrusev, Loyola Marymount (2/6/20)
By Opp.	15, Logan Johnson, Saint Mary's (2/25/23)

Player Shot 1.000 With 10+ Free Throw Attempts

By Gonzaga	10-of-10, Zach Norvell Jr., Idaho State (11/6/18)
By Opp.	11-of-11, Jordan Ford, Saint Mary's (3/10/20)

10+ Rebounds by a Player

By Gonzaga	12, Anton Watson, TCU (3/19/23)
By Opp.	11, Mitchel Saxen, Saint Mary's (2/4/23)

15+ Rebounds by a Player

By Gonzaga	17, Drew Timme, Kent State (12/5/22)
By Opp.	15, Oscar Tshiebwe, Kentucky (11/20/22)

Two Players with 10 or More Rebounds

By Gonzaga	11, Anton Watson & 10, Julian Strawther, Grand Canyon (3/17/23)
By Opp.	11, Mitchel Saxen & 10, Kyle Bowen, Saint Mary's (2/4/23)

5+ Offensive Rebounds by a Player

By Gonzaga	6, Anton Watson, TCU (3/19/23)
By Opp.	5, Alex Ducas, Saint Mary's (3/7/23)

10+ Assists by a Player

By Gonzaga	11, Andrew Nembhard, vs. Georgia St (3/17/22)
By Opp.	10, Colbey Ross, Pepperdine (1/4/20)

5+ Blocked Shots by a Player

By Gonzaga	7, Chet Holmgren, vs. Georgia State (3/17/22)
By Opp.	6, Charles Bediako, Alabama (12/4/21)

5+ Steals by a Player

By Gonzaga	5, Malachi Smith, Alabama (12/17/22)
By Opp.	5, Spencer Johnson, BYU (1/12/23)

Double-Double by a Player*

By Gonzaga	28/10, Julian Strawther & 14/11, Anton Watson, Grand Canyon (3/17/23)
By Opp.	15/11, Mitchell Saxen, Saint Mary's (2/4/23)

2022-23 SEASON AND CAREER HIGHS



SEASON		CAREER
40, at Portland, 1/28/23	Points	40, at Portland, 1/28/23
14, Kentucky, 11/20/22	Rebounds	14, Kentucky, 11/20/22
4, 3x, last vs. San Francisco, 3/6/23	Assists	4, 3x, last vs. San Francisco, 3/6/23
3, 3x, last at Portland, 1/28/23	Steals	3, 3x, last at Portland, 1/28/23
2, 3x, last Grand Canyon, 3/17/23	Blocks	2, 4x, last Grand Canyon, 3/17/23
40, 2x, last vs. Saint Mary's, 2/25/23	Minutes	40, 2x, last vs. Saint Mary's, 2/25/23

0 JULIAN STRAWTHER JR | G | 6-7 | 205 | Las Vegas, NV | Liberty



SEASON		CAREER
38, at Pacific, 1/21/23	Points	38, at Pacific, 1/21/23
17, Kent State, 12/5/22	Rebounds	17, Kent State, 12/5/22
8, vs. BYU, 2/11/23	Assists	8, 2x, last vs. BYU, 2/11/23
4, Washington, 12/9/22	Steals	4, 2x. last Washington, 12/9/22
3, Grand Canyon, 3/17/23	Blocks	5, Pacific, 1/25/20
8, 3x, last at Saint Mary's, 2/4/23	Minutes	39, UCLA, 11/23/21

2 DREW TIMME SR | F | 6-10 | 235 | Dallas, TX | Pearce



SEASON		CAREER
	Points	
	Rebounds	
	Assists	
	Steals	
	Blocks	
	Minutes	

4 KELLEN MITCHELL FR | G | 6-7 | 205 | Spring Lake, MI | Fairmont Prep



SEASON		CAREER
13, vs. San Francisco, 2/9/23	Points	16, Alcorn State, 11/15/21
7, Northern Illinois, 12/12/22	Rebounds	7, 2x, last Northern Illinois, 12/12/22
7, vs. Portland, 1/14/23	Assists	7, vs. Portland, 1/14/23
3, vs. Portland, 1/14/23	Steals	4, Bellarmine, 11/19/21
2, 2x, last at Saint Mary's, 2/4/23	Blocks	2, 2x, last at Saint Mary's, 2/4/23
30, Northern Illinois, 12/12/22	Minutes	30, Northern Illinois, 12/12/22

5 HUNTER SALLIS SO | G | 6-5 | 180 | Omaha, NE | Millard North



SEASON		CAREER
20, at Santa Clara, 1/7/23	Points	20, at Santa Clara, 1/7/23
7, Kent State, 12/5/22	Rebounds	7, Kent State, 12/5/22
8, Baylor, 12/2/22	Assists	8, Baylor, 12/2/22
3, 3x, last at Saint Mary's, 2/4/23	Steals	3, 3x, last at Saint Mary's, 2/4/23
2, 2x, last at Santa Clara, 1/7/23	Blocks	2, 2x, last at Santa Clara, 1/7/23
40, Kent State, 12/5/22	Minutes	40, Kent State, 12/5/22

11 NOLAN HICKMAN SO | G | 6-2 | 180 | Seattle, WA | Wasatch Academy



SEASON		CAREER
27, vs. Portland, 1/14/23	Points	36, at Murray State, 12/18/21
10, vs. Eastern Oregon, 12/28/22	Rebounds	14, at Tennessee Tech, 11/30/20
5, vs. Portland, 1/14/23	Assists	7, 4x, last at Furman, 2/12/22
6, Michigan State, 11/11/22	Steals	6, 2x, last Michigan State, 11/11/22
1, vs. Saint Mary's, 2/25/23	Blocks	1, 13x, last vs. Saint Mary's, 2/25/23
30, 2x, Michigan St., 11/11/22	Minutes	42, Furman, 3/7/22

13 MALACHI SMITH RJR | G | 6-4 | 205 | Belleville, IL | Chattanooga



SEASON		CAREER
16, vs. Eastern Oregon, 12/28/22	Points	16, 2x, last vs. Eastern Ore., 12/28/22
8, North Florida, 11/7/22	Rebounds	10, Northwestern State, 12/14/21
1, at Texas, 11/16/22	Assists	2, 3x, last at Tennessee, 1/22/22
2, North Florida, 11/7/22	Steals	2, 4x, last vs. Arkansas, 3/11/22
1, 2x, last vs. Santa Clara, 2/2/23	Blocks	3, 2x, last Kentucky, 1/4/22
19, vs. Eastern Oregon, 12/28/22	Minutes	31, Tennessee, 1/22/22

15 EFTON REID III SO | C | 7-0 | 240 | Richmond, VA | Louisiana State



SEASON		CAREER
	Points	6, vs. CMU, 11/22/21
	Rebounds	4, 2x, last vs. CMU, 11/22/21
	Assists	1, Bellarmine, 11/19/21
	Steals	
	Blocks	1, Northern Ariz., 12/20/21
	Minutes	12, vs. CMU, 11/22/21

20 KADEN PERRY SO | F | 6-9 | 230 | Battle Ground, WA | Battle Ground

CAREER SUPERLATIVES

PLAYED/STARTED	2022-23	CAREER	STREAK
Rasir Bolton	35-35	150-126	67
Drew Timme	35-35	132-103	99
Malachi Smith	35-1	130-61	-
Anton Watson	35-35	114-57	35
Julian Strawther	35-35	92-66	42
Ben Gregg	34-0	69-0	-
Nolan Hickman	35-34	67-34	4
Hunter Sallis	35-0	67-0	-
Efton Reid	24-0	58-34	-
Dominick Harris	12-0	37-0	-
Joe Few	-	13-0	-
Kaden Perry	-	8-0	-
Colby Brooks	8-0	8-0	-
Abe Eagle	5-0	5-0	-

DOUBLE-DIGIT GAMES	2022-23	CAREER Points
Drew Timme	33	109
Rasir Bolton	18	100
Malachi Smith	15	77
Julian Strawther	31	54
Anton Watson	21	44
Nolan Hickman	13	18
Efton Reid	1	8
Ben Gregg	7	7
Hunter Sallis	4	6
Dominick Harris	-	3

Rebounds	2022-23	CAREER
Drew Timme	8	22
Malachi Smith	1	14
Anton Watson	7	12
Julian Strawther	6	9
Efton Reid	-	1

20+ POINTS	2022-23	CAREER
Drew Timme	18	48
Malachi Smith	2	27
Rasir Bolton	3	19
Julian Strawther	8	10
Anton Watson	1	1
Nolan Hickman	1	1

8+ REBOUNDS	2022-23	CAREER
Drew Timme	12	44
Malachi Smith	3	36
Anton Watson	10	19
Julian Strawther	11	17
Efton Reid	1	7
Rasir Bolton	-	4
Ben Gregg	1	1

5+ ASSISTS	2022-23	CAREER
Rasir Bolton	7	28
Malachi Smith	1	19
Drew Timme	8	13
Nolan Hickman	7	7
Anton Watson	3	5
Hunter Sallis	2	2
Dominick Harris	1	1

3+ BLOCKS	2022-23	CAREER
Drew Timme	1	4
Ben Gregg	2	2
Efton Reid	-	2
Anton Watson	-	1

3+ STEALS	2022-23	CAREER
Malachi Smith	3	23
Anton Watson	12	19
Rasir Bolton	2	8
Drew Timme	2	5
Julian Strawther	3	3
Nolan Hickman	3	3
Hunter Sallis	1	2
Ben Gregg	1	1



SEASON			CAREER
20, vs. San Francisco, 3/6/23	Points	23, at Portland, 1/9/21	
13, 2x, last at Pacific, 1/21/23	Rebounds	13, 2x, last at Pacific, 1/21/23	
8, vs. Pepperdine, 12/31/22	Assists	8, vs. Pepperdine, 12/31/22	
5, North Florida, 11/7/22	Steals	5, 2x, last North Florida, 11/7/22	
2, 4x, last vs. San Francisco, 3/6/23	Blocks	3, NW St., 12/21/20	
39, 3x, last vs. San Francisco, 2/9/23	Minutes	38, 3x, last vs. San Francisco, 2/9/23	



22 ANTON WATSON SR | F | 6-8 | 225 | Spokane, WA | Gonzaga Prep

SEASON			CAREER
7, vs. Eastern Oregon, 12/28/22	Points	7, vs. Eastern Oregon, 12/28/22	
3, vs. Eastern Oregon, 12/28/22	Rebounds	3, vs. Eastern Oregon, 12/28/22	
	Assists		
1, 2x, last at LMU, 2/16/23	Steals	1, 2x, last at LMU, 2/16/23	
3, North Florida, 11/7/22	Blocks	3, North Florida, 11/7/22	
6, at LMU, 2/16/23	Minutes	6, at LMU, 2/16/23	



25 COLBY BROOKS RSO | G | 6-7 | 215 | Los Angeles, CA | Loyola

SEASON			CAREER
2, 2x, last vs. Portland, 1/14/23	Points		
1, at LMU, 2/16/23	Rebounds		
1, vs. Eastern Oregon, 12/28/22	Assists		
	Steals		
	Blocks		
4, 2x, last at LMU, 2/16/23	Minutes		



30 ABE EAGLE RSO | F | 6-9 | 225 | Los Angeles, CA | Chaminade Prep

SEASON			CAREER
	Points	1, BYU, 1/13/22	
	Rebounds	2, CMU, 11/22/21	
	Assists	1, 4x, last Pacific, 2/10/22	
	Steals		
	Blocks		
	Minutes	3, CMU, 11/22/21	



32 JOE FEW FR | G | 6-9 | 225 | Spokane, WA | Gonzaga Prep

SEASON			CAREER
18, 2x, last vs. San Diego, 2/23/23	Points	18, 2x, last vs. San Diego, 2/23/23	
8, at Santa Clara, 1/7/23	Rebounds	8, at Santa Clara, 1/7/23	
3, 2x, last vs. Chicago State, 3/1/23	Assists	3, 2x, last vs. Chicago State, 3/1/23	
3, Northern Illinois, 12/12/22	Steals	3, Northern Illinois, 12/12/22	
3, 2x, last TCU, 3/19/23	Blocks	3, 2x, last TCU, 3/19/23	
24, vs. Saint Mary's, 3/7/23	Minutes	24, vs. Saint Mary's, 3/7/23	



33 BEN GREGG SO | F | 6-10 | 225 | Clackamas, OR | Clackamas

SEASON			CAREER
	Points		
	Rebounds		
	Assists		
	Steals		
	Blocks		
	Minutes		



34 BRADEN HUFF FR | F | 6-10 | 235 | Glen Ellyn, IL | Glenbard West

SEASON			CAREER
24, Kentucky, 11/20/22	Points	29, vs. Florida A&M, 12/31/19	
6, 2x, last vs. San Francisco, 3/6/23	Rebounds	9, vs. Okla. St., 1/21/20	
8, Portland State, 11/24/22	Assists	8, Portland State, 11/24/22	
3, 2x, last vs. Portland, 1/14/23	Steals	4, 4x, last vs. Baylor, 1/2/21	
1, 3x, last vs. Saint Mary's, 3/7/23	Blocks	1, 13x, last vs. Saint Mary's, 3/7/23	
40, at Santa Clara, 1/7/23	Minutes	40, 3x, last at Santa Clara, 1/7/23	



45 RASIR BOLTON SR | G | 6-3 | 185 | Petersburg, VA | Iowa State

SEASON			CAREER
8, vs. Chicago State, 3/1/23	Points	12, Northern Ariz., 12/28/20	
3, vs. Eastern Oregon, 12/28/22	Rebounds	5, Dixie St., 12/29/20	
5, vs. Eastern Oregon, 12/28/22	Assists	5, vs. Eastern Oregon, 12/28/22	
1, vs. Eastern Oregon, 12/28/22	Steals	1, 3x, last Eastern Ore., 12/28/22	
1, vs. Eastern Oregon, 12/28/22	Blocks	1, vs. Eastern Oregon, 12/28/22	
14, vs. Eastern Oregon, 12/28/22	Minutes	20, Dixie St., 12/29/20	

55 DOMINICK HARRIS RSO | G | 6-3 | 185 | Murrieta, CA | Rancho Christian

DOUBLE-DOUBLE TRACKER

	2022-23	Career
Drew Timme	8	21
Anton Watson	7	7
Julian Strawther	5	7
Malachi Smith	1	1

CURRENT STREAKS

Overall	Won 11
Unranked teams anywhere	Won 11
Ranked teams anywhere	Won 3
Home	Won 6
Home WCC	Won 5
Home non-conference	Won 52
Home unranked non-conference	Won 51
Home ranked teams	Won 5
Home unranked teams	Won 5
Road	Won 2
Road WCC	Won 2
Road ranked teams	Lost 4
Road unranked teams	Won 43
Neutral	Won 5
Neutral ranked teams	Won 3
Neutral unranked teams	Won 17

Consecutive Made Free Throws (active streak)	
Malachi Smith	7
Dominick Harris	5
Rasir Bolton	3
Hunter Sallis	2
Nolan Hickman	2
Colby Brooks	2
Efton Reid	2
Drew Timme	1
Ben Gregg	1
Joe Few	1

Consecutive Games with a Three-Point Field Goal	
Julian Strawther	5/12
Rasir Bolton	2/21
Malachi Smith	1/18
Drew Timme	1/2
Nolan Hickman	0/7
Ben Gregg	0/4
Hunter Sallis	0/3
Anton Watson	0/2
Dominick Harris	0/2
Colby Brooks	0/1

* First number is active streak,second is career longest streak

UNIFORM RECORDS

		Since	
	2022-23	16-17	08-09
White	21-1	149-10	305-30
Gonzaga	14-1	125-10	281-30
ZAGS Throwback	7-0	24-0	24-0
Gray	1-1	6-1	6-1
Navy	5-0	39-3	88-25
Black	2-1	25-6	49-15
Teal	1-0	3-0	4-0

NCAA TOURNAMENT HISTORY

1995: West Region (#14 seed) at Salt Lake City, Utah
#3 Maryland 87, Gonzaga 63

1999: West Region (#10 seed) at Seattle, Wash.
Gonzaga 75, #7 Minnesota 63
Gonzaga 82, #2 Stanford 74
West Regional at Phoenix, Ariz.
Gonzaga 73, #6 Florida 72
#1 Connecticut 67, Gonzaga 62

2000: West Region (#10 seed) at Tucson, Ariz.
Gonzaga 77, #7 Louisville 66
Gonzaga 82, #2 St. John's 76
West Regional at Albuquerque, N.M.
#6 Purdue 75, Gonzaga 66

2001: South Region (#12 seed) at Memphis, Tenn.
Gonzaga 86, #5 Virginia 85
Gonzaga 85, #13 Indiana State 68
South Regional at Atlanta, Ga.
#1 Michigan State 77, Gonzaga 62

2002: West Region (#6 seed) at Albuquerque, N.M.
#11 Wyoming 73, Gonzaga 66

2003: West Region (#9 seed) at Salt Lake City, Utah
Gonzaga 74, #8 Cincinnati 69
#1 Arizona 96, Gonzaga 95 (2ot)

2004: St. Louis Regional (#2 seed) *at Seattle, Wash.
Gonzaga 76, #15 Valparaiso 49
#10 Nevada 91, Gonzaga 72

2005: Albuquerque Regional (#3 seed) at Tucson, Ariz.
Gonzaga 74, #14 Winthrop 64
#6 Texas Tech 71, Gonzaga 69

2006: Oakland Regional (#3 seed) at Salt Lake City, Utah
Gonzaga 79, #14 Xavier 75
Gonzaga 90, #6 Indiana 80
Oakland Regional at Oakland, Calif.
#2 UCLA 73, Gonzaga 71

2007: San Jose Regional (#10 seed) at Sacramento, Calif.
#7 Indiana 70, Gonzaga 57

2008: Midwest Regional (#7 seed) at Raleigh, N.C.
#10 Davidson 82, Gonzaga 76

2009: South Regional (#4 seed) at Portland, Ore.
Gonzaga 77, #13 Akron 64
Gonzaga 83, #12 Western Kentucky 81
South Regional at Memphis, Tenn.
#1 North Carolina 98, Gonzaga 77

2010: West Regional (#8 seed) at Buffalo, N.Y.
Gonzaga 67, #9 Florida State 60
#1 Syracuse 87, Gonzaga 65

2011: West Regional (#11 seed) at Denver, Colo.
Gonzaga 86, #6 St. John's 71
#3 BYU 89, Gonzaga 67

2012: East Regional (#7 seed) at Pittsburgh, Pa.
Gonzaga 77, #10 West Virginia 54
#2 Ohio State 73, Gonzaga 66

2013: West Regional (#1 seed) at Salt Lake City, Utah
Gonzaga 64, #16 Southern 58
#9 Wichita State 76, Gonzaga 70

2014: West Regional (#8 seed) at San Diego, Calif.
Gonzaga 85, #9 Oklahoma State 77
#1 Arizona 84, Gonzaga 61

2015: South Regional (#2 seed) at Seattle, Wash.
Gonzaga 86, #15 North Dakota State 76
Gonzaga 87, #7 Iowa 68
South Regional at Houston, Texas
Gonzaga 74, #11 UCLA 62
#1 Duke 66, Gonzaga 52

2016: Midwest Regional (#11 seed) at Denver, Colo.
Gonzaga 68, #6 Seton Hall 52
Gonzaga 82, #3 Utah 59
Midwest Regional at Chicago, Ill.
#10 Syracuse 63, Gonzaga 60

2017: West Regional (#1 seed) at Salt Lake City, Utah
Gonzaga 66, #16 South Dakota State 46
Gonzaga 79, #8 Northwestern 73
West Regional at San Jose, Calif.
Gonzaga 61, #4 West Virginia 58
Gonzaga 83, #11 Xavier 59
Final Four at Phoenix, Ariz.
Gonzaga 77, #7 South Carolina 73
#1 North Carolina 71, Gonzaga 65

2018: West Regional (#4 seed) at Boise, ID
Gonzaga 68, #13 UNC-Greensboro 64
Gonzaga 90, #5 Ohio State 84
West Regional at Los Angeles, Calif.
#9 Florida State 75, Gonzaga 60

2019: West Regional (#1 seed) at Salt Lake City, UT
Gonzaga 87, #16 Fairleigh Dickinson 49
Gonzaga 83, #9 Baylor 71
West Regional at Anaheim, Calif.
Gonzaga 72, #4 Florida State 58
#3 Texas Tech 75, Gonzaga 69

2021: West Regional (#1 seed) at Indianapolis
Gonzaga 98, #16 Norfolk State 55
Gonzaga 87, #8 Oklahoma 71
Gonzaga 83, #5 Creighton 65
Gonzaga 85, #6 USC 66
Gonzaga 93, #11 UCLA 90 (ot)
#1 Baylor 86, Gonzaga 70

2022: West Regional (#1 seed) at Portland, OR
Gonzaga 93, #16 Georgia State 72
Gonzaga 82, #9 Memphis 78
West Regional at San Francisco, Calif.
#4 Arkansas 74, Gonzaga 68

2023: West Regional (#3 seed) at Denver, CO
Gonzaga 82, #14 Grand Canyon 70
Gonzaga 84, #6 TCU 81

NCAA TOURNAMENT HISTORY

GONZAGA RECORD AT NCAA SITES

Site	Record	Last
Albuquerque	0-2	2002
Anaheim	1-1	2019
Atlanta	0-1	2001
Boise	2-0	2018
Buffalo	1-1	2010
Chicago	0-1	2016
Denver	5-1	2023
Houston	1-1	2015
Indianapolis	5-1	2021
Los Angeles	0-1	2018
Memphis	2-1	2009
Oakland	0-1	2006
Phoenix	2-2	2017
Pittsburgh	1-1	2012
Portland	4-0	2022
Raleigh	0-1	2008
Sacramento	0-1	2007
Salt Lake City	8-3	2019
San Diego	1-1	2014
San Francisco	0-1	2022
San Jose	2-0	2017
Seattle	5-1	2015
Tucson	3-1	2005

GONZAGA RECORD AGAINST SEEDS

Seed	Record	Last
#1	0-9	2021
#2	2-2	2012
#3	1-3	2019
#4	3-1	2022
#5	3-0	2021
#6	7-2	2023
#7	4-1	2017
#8	3-0	2021
#9	3-2	2022
#10	1-3	2016
#11	3-1	2021
#12	1-0	2009
#13	3-0	2018
#14	3-0	2023
#15	2-0	2004
#16	5-0	2022

Overall NCAA Record: 43-24 (.642)

* Starting with the 2004 NCAA Tournament, Regional sites were designated by host city and not region of the country. In 2002 the NCAA also started to have the top four seeds in each region play the first and second rounds at a site closest to the higher seeded teams location. Teams then advance to their pre-selected regional site for the Sweet Sixteen and Elite Eight.

NCAA TOURNAMENT STATS

						TOTAL			3-PTS						REBOUNDS										
##	PLAYER	GP	GS	MIN	AVG	FG	FGA	PCT	3FG	FGA	PCT	FT	FTA	PCT	OFF	DEF	TOT	AVG	PF	FO	A	TO	BLK	STL	PTS	AVG
21	DICKAU, DAN	4	4	156	39	26	68	0.382	15	35	0.429	27	32	0.844	3	6	9	2.3	10	0	15	12	1	5	94	23.5
2	***TIMME, DREW***	***11***	***11***	***349***	***31.7***	***100***	***164***	***0.610***	***2***	***7***	***0.286***	***51***	***73***	***0.699***	***33***	***54***	***87***	***7.9***	***28***	***0***	***37***	***21***	***8***	***4***	***253***	***23.0***
3	MORRISON, ADAM	7	5	225	32.1	58	112	0.518	9	31	0.29	24	33	0.727	9	33	42	6	12	0	14	15	1	4	149	21.3
15	CLARKE, BRANDON	4	4	128	32.0	33	51	0.647	0	1	0	15	21	0.714	13	27	40	10.0	6	0	10	11	15	5	81	20.3
33	WILTJER, KYLE	7	7	220	31.4	49	90	0.544	16	30	0.533	10	14	0.714	10	55	45	6.4	16	0	13	12	4	3	124	17.7
24	FRAHM, RICHIE	7	7	238	34	34	79	0.43	18	49	0.367	34	41	0.829	3	33	36	5.1	10	0	17	16	1	7	120	17.1
5	WILLIAMS-GOSS, NIGEL	6	6	223	37.2	33	94	0.351	8	23	0.348	26	37	0.703	6	38	44	7.3	13	0	26	14	2	8	100	16.7
13	BATISTA, J.P.	5	5	154	30.8	31	64	0.484	0	3	0	16	18	0.889	14	25	39	7.8	13	0	3	12	3	6	78	15.6
23	NORVELL JR,, ZACH	7	7	213	30.4	29	90	0.322	21	57	0.368	24	30	0.800	13	26	39	5.6	16	0	22	16	0	5	103	14.7
1	SUGGS, JALEN	6	6	194	32.3	31	65	0.477	7	25	0.28	18	21	0.857	2	26	28	4.7	15	0	28	22	2	10	87	14.5
4	PANGOS, KEVIN	10	10	362	36.2	44	112	0.393	27	73	0.37	29	36	0.806	1	22	23	2.3	21	0	30	20	0	15	144	14.4
13	SANTANGELO, MATT	7	7	250	35.7	33	92	0.359	16	39	0.41	18	24	0.75	3	21	24	3.4	18	0	39	21	0	8	100	14.3
11	SABONIS, DOMANTAS	7	3	198	28.3	44	75	0.587	1	2	0.5	16	25	0.64	24	51	75	10.7	23	2	9	15	9	4	100	14.3
20	HARRIS, ELIAS	8	8	235	29.4	39	80	0.488	8	18	0.444	27	36	0.75	15	37	52	6.5	15	0	7	14	3	8	113	14.1
35	TURIAF, RONNY	7	6	197	28.1	29	58	0.5	0	0	0	38	63	0.603	13	40	53	7.6	23	1	5	13	9	6	96	13.7
31	CALVARY, CASEY	10	10	289	28.9	52	86	0.605	8	13	0.615	24	39	0.615	28	51	79	7.9	28	0	19	22	17	5	136	13.6
34	HOLMGREN, CHET	3	3	82	27.3	17	29	0.586	1	8	0.125	4	10	0.4	10	30	40	13.3	13	2	8	3	13	2	39	13.0
21	ROGERS, PAUL	1	1	38	38	5	7	0.714	0	0	0	3	4	0.75	1	7	8	8	3	0	1	4	4	1	13	13.0
35	RUBRIGHT, JASON	1	1	32	32	4	9	0.444	1	5	0.2	4	4	1	2	4	6	6	4	0	1	0	0	1	13	13.0
32	GRAY, STEVEN	8	5	262	32.8	36	83	0.434	21	51	0.412	7	8	0.875	7	24	31	3.9	20	0	33	19	1	8	100	12.5
11	HALL, QUENTIN	4	4	132	33	15	35	0.429	7	18	0.389	12	20	0.6	1	20	21	5.3	13	1	8	11	0	8	49	12.3
4	MATHEWS, JORDAN	6	6	185	30.8	22	62	0.354	17	45	0.378	11	17	0.647	5	19	24	4	8	0	5	6	0	8	72	12.0
45	***BOLTON, RASIR***	***5***	***5***	***144***	***28.8***	***19***	***41***	***0.463***	***10***	***26***	***0.385***	***10***	***13***	***0.769***	***0***	***6***	***6***	***1.2***	***11***	***0***	***10***	***7***	***0***	***3***	***58***	***11.6***
11	AYAYI, JOEL	7	6	207	29.6	31	58	0.534	8	22	0.364	11	14	0.786	9	31	40	5.7	13	0	9	8	1	3	81	11.6
21	HACHIMURA, RUI	10	5	199	19.9	40	83	0.482	2	7	0.286	32	49	0.653	15	28	43	4.3	21	0	3	11	8	1	114	11.4
15	BOULDIN, MATT	7	7	238	34	26	70	0.371	5	25	0.2	23	29	0.793	7	31	38	5.4	13	0	24	17	3	11	80	11.4
21	SACRE, ROBERT	7	7	180	25.7	30	56	0.536	0	0	0	20	31	0.645	15	30	45	6.4	19	0	5	16	9	5	80	11.4
15	RILLIE, JOHN	1	1	39	39	4	14	0.286	3	11	0.273	0	0	0	2	5	7	7	2	0	8	3	0	1	11	11.0
25	SKINNER, TONY	4	2	130	32.5	15	32	0.469	9	19	0.474	5	6	0.833	5	13	18	4.5	7	0	4	7	4	1	44	11.0
3	WILLIAMS, JOHNATHAN	9	9	253	28.1	40	73	0.547	3	11	0.272	15	40	0.375	22	48	70	7.7	23	0	7	17	6	4	98	10.8
24	KISPERT, COREY	13	10	369	28.4	51	105	0.486	28	65	0.431	9	15	0.6	12	47	59	4.5	23	1	18	10	5	12	139	10.7
10	STEPP, BLAKE	8	8	283	35.4	23	94	0.245	10	61	0.164	29	34	0.853	4	22	26	3.3	15	0	41	20	1	7	85	10.6
3	NEMBHARD, ANDREW	9	9	335	37.2	31	70	0.443	14	38	0.368	18	25	0.72	2	26	28	3.1	15	0	50	19	0	9	94	10.4
2	PARGO, JEREMY	8	5	226	28.3	26	50	0.52	8	15	0.533	22	30	0.733	5	16	21	2.6	14	0	25	14	2	6	82	10.3
13	OLYNYK, KELLY	6	2	121	20.2	22	47	0.468	0	5	0	18	27	0.667	13	20	33	5.5	10	0	4	9	1	3	62	10.3
24	KARNOWSKI, PRZEMEK	13	12	302	23.2	54	94	0.574	0	0	0	24	48	0.5	26	50	76	5.8	36	0	21	34	12	5	132	10.2
5	BELL JR., GARY	10	10	302	30.2	30	72	0.417	15	43	0.349	19	23	0.826	2	24	26	2.6	21	0	18	13	2	5	94	9.4
13	PERKINS, JOSH	16	16	514	32.1	48	117	0.410	22	73	0.301	27	39	0.692	5	38	42	2.6	51	2	57	28	3	20	145	9.1
32	COLLINS, ZACH	6	0	108	18	20	31	0.645	2	3	0.667	12	18	0.667	13	28	41	6.8	20	2	3	14	18	1	54	9.0
23	COLE, DAVID	1	0	13	13	3	7	0.429	1	4	0.25	2	2	1	1	0	1	1	1	0	0	0	0	0	9	9.0
22	WESLEY, BYRON	4	4	95	23.8	13	30	0.433	1	2	0.5	8	11	0.727	5	9	14	3.5	2	0	8	4	1	1	35	8.8
42	HEYTVELT, JOSH	7	3	137	19.6	21	37	0.568	2	6	0.333	17	26	0.654	4	18	22	3.1	15	0	4	11	4	2	61	8.7
30	DENCH, AXEL	7	3	150	21.4	22	43	0.512	5	10	0.5	11	15	0.733	13	11	24	3.4	13	0	17	7	3	6	60	8.6
33	VIOLETTE, CORY	8	3	190	23.8	30	69	0.435	1	4	0.25	8	16	0.5	23	25	48	6	20	1	8	9	1	5	69	8.6
34	EATON, JEREMY	4	4	96	24	14	35	0.4	0	0	0	6	11	0.545	1	14	15	3.8	16	1	4	7	5	4	34	8.5
22	DOWNS, MICAH	5	3	114	22.8	14	28	0.5	5	14	0.357	9	10	0.9	4	14	18	3.6	8	0	5	3	3	5	42	8.4
1	BROOKS, WINSTON	2	2	77	38.5	6	8	0.75	4	6	0.667	0	0	0	1	12	13	6.5	7	1	7	3	0	1	16	8.0
24	KINLOCH, JON	1	1	26	26	3	6	0.5	1	4	0.25	1	2	0.5	1	1	2	2	3	0	1	5	0	0	8	8.0
1	BROOKS, WINSTON	2	2	77	38.5	6	8	0.75	4	6	0.667	0	0	0	1	12	13	6.5	7	1	7	3	0	1	16	8.0
0	***STRAWTHER, JULIAN***	***9***	***5***	***168***	***18.7***	***23***	***56***	***0.411***	***10***	***33***	***0.303***	***15***	***22***	***0.682***	***5***	***29***	***34***	***3.8***	***15***	***1***	***7***	***4***	***2***	***1***	***71***	***7.9***

						TOTAL			3-PTS						REBOUNDS											
##	PLAYER	GP	GS	MIN	AVG	FG	FGA	PCT	3FG	FGA	PCT	FT	FTA	PCT	OFF	DEF	TOT	AVG	PF	FO	A	TO	BLK	STL	PTS	AVG
15	HERNANDEZ, ALEX	4	0	82	20.5	10	22	0.455	1	1	1	10	10	1	11	8	19	4.8	9	0	2	5	1	5	31	7.8
22	KNIGHT, ERROLL	7	4	154	22	21	34	0.618	2	5	0.4	8	11	0.727	15	12	27	3.9	20	1	10	3	2	2	52	7.4
5	RAIVIO, DEREK	8	6	216	27	17	50	0.34	8	28	0.286	14	16	0.875	4	9	13	1.6	18	1	24	14	0	8	56	7.0
13	**SMITH, MALACHI**	**2**	**0**	**31**	**15.5**	**5**	**8**	**.625**	**3**	**4**	**.75**	**0**	**0**	**0**	**0**	**8**	**8**	**4.0**	**1**	**0**	**0**	**4**	**0**	**0**	**13**	**6.5**
2	CARTER, MARQUISE	4	2	76	19	7	18	0.389	3	6	0.5	9	11	0.818	3	8	11	2.8	6	0	11	3	0	2	26	6.5
32	MALLON, SEAN	8	4	153	19.1	18	38	0.474	2	6	0.333	13	15	0.867	12	25	37	4.6	20	1	4	9	6	5	51	6.4
22	***WATSON, ANTON***	***11***	***2***	***224***	***20.4***	***26***	***50***	***0.52***	***3***	***7***	***0.429***	***13***	***25***	***0.52***	***21***	***37***	***58***	***5.3***	***20***	***0***	***20***	***11***	***6***	***17***	***68***	***6.2***
10	DIXON, KYLE	1	1	30	30	3	9	0.333	0	1	0	0	1	0	0	1	1	1	4	0	4	4	0	6	6	6.0
25	PENDERGRAFT, DAVID	7	1	122	17.4	13	23	0.565	3	8	0.375	10	16	0.625	5	17	22	3.1	16	1	6	1	1	3	39	5.6
21	MCCLELLAN, ERIC	7	3	120	17.1	14	29	0.482	3	7	0.429	7	9	0.778	3	13	16	2.3	8	0	13	11	2	4	38	5.4
32	GOURDE, ZACH	9	6	167	18.6	18	38	0.474	0	1	0	12	19	0.632	6	28	34	3.8	22	0	6	18	6	2	48	5.3
3	DRANGINIS, KYLE	10	3	237	23.7	16	41	0.39	6	16	0.375	13	16	0.813	12	24	36	3.6	20	1	17	10	2	9	51	5.1
35	DOWER, SAM	8	2	133	16.6	16	41	0.39	2	4	0.5	6	8	0.75	14	17	31	3.9	18	1	7	12	2	1	40	5.0
0	MELSON, SILAS	14	3	305	21.8	22	64	0.343	9	33	0.272	9	1	0.562	9	31	40	2.9	16	0	12	11	3	5	62	4.4
43	BARHAM, DREW	4	0	45	11.3	5	9	0.556	5	8	0.625	2	6	0.333	3	5	8	2	8	0	0	1	0	2	17	4.3
15	FLOYD, RYAN	7	3	140	20	9	23	0.391	7	16	0.438	4	5	0.8	3	11	14	2	10	1	10	8	0	5	29	4.1
3	PETRUSEV, FILIP	1	0	9	9.0	2	3	0.667	0	0	0	0	0	0	1	2	3	3.0	2	0	0	2	0	0	4	4.0
33	TILLIE, KILLIAN	12	2	186	15.5	16	40	0.400	4	11	0.363	12	18	0.667	7	36	43	3.9	26	0	12	8	5	7	48	4.0
34	FOX, RICHARD	4	0	26	6.5	5	11	0.455	0	0	0	5	7	0.714	4	3	7	1.8	6	0	0	0	0	0	15	3.8
11	STOCKTON, DAVID	8	2	152	19	10	25	0.4	2	10	0.2	7	11	0.636	2	11	13	1.6	16	0	31	15	1	2	29	3.6
3	GOODSON, DEMETRI	7	4	148	21.1	6	18	0.333	0	3	0	13	16	0.813	6	7	13	1.9	15	0	12	7	1	3	25	3.6
4	COOK, AARON	6	0	68	11.3	7	12	0.583	5	9	0.556	2	2	1	0	9	9	1.5	2	0	14	10	1	1	21	3.5
23	SPINK, MARK	10	3	136	13.6	13	32	0.406	0	0	0	9	13	0.692	14	22	36	3.6	28	0	4	5	3	6	35	3.5
10	EDI, GUY LANDRY	3	2	41	13.7	4	7	0.571	0	2	0	2	2	1	0	5	5	1.7	5	0	2	2	0	1	10	3.3
0	CRANDALL, GENO	4	0	54	13.5	5	9	0.556	3	4	0.750	0	1	0	2	6	8	2.0	7	0	4	6	0	5	13	3.3
10	***SALLIS, HUNTER***	***5***	***0***	***57***	***11.4***	***6***	***11***	***0.545***	***0***	***0***	***0***	***3***	***4***	***0.75***	***1***	***5***	***6***	***1.2***	***9***	***0***	***3***	***0***	***1***	***2***	***15***	***3.0***
22	LEASURE, MIKE	4	0	29	7.3	3	6	0.5	2	3	0.667	4	4	1	2	2	4	1	4	0	1	4	0	0	12	3.0
0	COLEMAN, GERARD	2	0	10	5	2	3	0.667	0	0	0	2	2	1	2	0	2	1	0	0	1	1	0	0	6	3.0
24	BANKHEAD, KYLE	8	2	101	12.6	8	17	0.471	6	11	0.545	1	3	0.333	2	8	10	1.3	6	0	8	3	0	1	23	2.9
11	***HICKMAN, NOLAN***	***5***	***2***	***98***	***19.6***	***6***	***18***	***0.333***	***0***	***9***	***0***	***2***	***2***	***1***	***1***	***8***	***9***	***1.8***	***8***	***0***	***4***	***1***	***1***	***3***	***14***	***2.8***
31	KUSO, ABDULLAHI	2	1	30	15	2	8	0.25	0	0	0	1	2	0.5	3	4	7	3.5	4	0	0	3	2	3	5	2.5
50	BROWN, IRA	4	0	11	2.8	2	2	1	1	1	1	4	4	1	0	3	3	0.8	3	0	0	0	0	0	9	2.3
30	HART, MIKE	6	2	85	14.2	4	10	0.4	3	5	0.6	2	2	1	14	16	30	5	13	0	4	0	1	2	13	2.2
15	SPANGLER, RYAN	2	0	23	11.5	2	3	0.667	0	0	0	0	1	0	1	8	9	4.5	3	0	1	2	0	1	4	2.0
13	REISMAN, JOSH	1	0	3	3	0	1	0	0	0	0	2	2	1	0	0	0	0	0	0	0	0	0	0	2	2.0
14	MICHAELSON, BRIAN	1	0	1	1	1	1	1	0	0	0	0	0	0	0	0	0	0	0	0	0	0	0	0	2	2.0
34	SNIDER, SCOTT	1	0	7	7	1	2	0.5	0	0	0	0	1	0	1	1	2	2	0	0	1	2	0	0	2	2.0
55	***HARRIS, DOMINICK***	***4***	***0***	***11***	***2.8***	***2***	***3***	***0.667***	***1***	***1***	***1***	***2***	***2***	***1***	***1***	***0***	***1***	***0.25***	***2***	***0***	***0***	***0***	***0***	***0***	***7***	***1.8***
25	NILSON, MIKE	4	0	52	13	1	3	0.333	1	1	1	3	6	0.5	5	4	9	2.3	8	0	2	2	0	2	6	1.5
25	REASON, ANTHONY	4	1	47	11.8	2	5	0.4	0	2	0	2	3	0.667	3	1	4	1	7	0	7	1	0	1	6	1.5
5	VILARINO, G.J.	2	0	15	7.5	1	1	1	0	0	0	1	2	0.5	0	3	3	1.5	0	0	0	1	0	2	3	1.5
5	ARLAUSKAS, MARTYNAS	3	0	6	2.0	1	2	0.5	0	0	0	2	4	0.5	1	1	2	0.7	1	0	0	0	0	0	4	1.3
55	TRIANO, DUSTIN	3	0	4	1.3	1	1	1	0	0	0	0	0	0	0	0	0	0	0	0	0	0	0	0	2	1.0
22	MOENNINGHOFF, M.	3	0	10	3.3	1	2	0.5	1	2	0.5	0	0	0	0	1	1	0.3	2	0	0	0	0	0	3	1.0
20	GURGANIOUS, LARRY	2	0	9	4.5	1	2	0.5	0	0	0	0	0	0	0	0	0	0	2	0	0	0	0	1	2	1.0
14	NEMETH, JOHN	1	0	1	1	0	1	0	0	0	0	1	2	0.5	1	0	1	1	0	0	0	0	0	0	1	1.0
21	BALLO, OUMAR	3	0	9	3.0	1	1	1	0	0	0	0	0	0	0	2	2	0.7	1	0	0	1	1	0	2	0.7
2	NUNEZ, ANGEL	6	0	16	2.7	1	4	0.25	0	1	0	2	2	1	0	4	4	0.7	1	0	0	0	0	0	4	0.7
2	BEACH, JACK	3	0	5	1.7	1	3	0.333	0	1	0	0	0	0	1	1	2	0.7	0	0	0	0	0	0	2	0.7
25	EDWARDS, RYAN	4	0	13	3.25	1	1	1	0	0	0	0	0	0	1	3	4	1.3	1	0	0	1	0	0	2	0.7
34	SHERRELL, JAY	3	0	3	1	1	1	1	0	0	0	0	0	0	0	1	1	0.3	1	0	0	0	0	0	2	0.7
33	***GREGG, BEN***	***7***	***0***	***31***	***4.4***	***1***	***6***	***.167***	***1***	***3***	***.333***	***1***	***3***	***.333***	***1***	***5***	***6***	***0.9***	***7***	***0***	***0***	***0***	***6***	***1***	***4***	***0.6***
11	SORENSON, ANDREW	3	0	7	2.3	0	1	0	0	1	0	1	2	0.5	0	0	0	0	0	0	0	0	0	0	1	0.3
22	JONES, JEREMY	10	0	39	3.9	0	0	0	0	1	0	0	0	0	1	6	7	0.7	6	0	5	4	3	2	2	0.2
15	***FEW, JOE***	***1***	***0***	***1***	***1.0***	***0***	***1***	***0***	***0***	***0***	***0***	***0***	***0***	***0***	***1***	***0***	***1***	***1.0***	***0***	***0***	***0***	***0***	***0***	***0***	***0***	***0***
14	LARSEN, JACOB	2	0	6	3.0	0	1	.000	0	0	0	0	0	0	0	0	0	0	0	0	0	1	0	0	0	0
10	LANG, MATT	3	0	4	1.3	0	2	0	0	2	0	0	0	0	1	0	1	0.3	1	0	0	0	0	0	0	0
4	FOSTER JR., GREG	1	0	6	6.0	0	0	0	0	0	0	0	2	0	0	0	0	0	1	0	0	0	0	0	0	0
4	ALTIDOR-CESPEDES, P.	6	3	76	12.7	0	4	0	0	3	0	0	0	0	0	5	5	0.8	9	0	7	2	0	0	0	0
34	KONG, BOL	2	0	16	8	0	2	0	0	2	0	0	0	0	0	1	1	0.5	2	0	1	1	0	0	0	0
11	WILLIAMS, KEVIN	1	0	10	10	0	2	0	0	0	0	0	0	0	1	0	1	1	0	0	0	0	0	0	0	0
11	FORBES, GERMAYNE	3	0	9	3	0	0	0	0	0	0	0	0	0	0	0	0	0	0	0	0	1	0	0	0	0
35	GRAVES, WILL	2	0	2	1.0	0	0	0	0	0	0	0	0	0	0	0	0	0	0	0	0	0	0	0	0	0
45	FOSTER, WILL	2	0	7	3.5	0	0	0	0	0	0	0	0	0	0	2	2	1	1	0	0	0	1	0	0	0
10	ZAKHAROV, PAVEL	1	0	1	1.0	0	0	0	0	0	0	0	0	0	0	0	0	0	0	0	0	0	0	0	0	0
22	TRICCO, JIMMY	4	0	6	1.5	0	0	0	0	0	0	0	1	0	0	0	0	0	0	0	1	0	0	0	0	0
32	MORGAN, SCOTT	1	0	3	3	0	0	0	0	0	0	0	0	0	0	0	0	0	1	0	0	1	0	0	0	0
25	KEITA, MATHIS	2	0	3	1.5	0	1	0	0	0	0	0	0	0	0	0	0	0	1	0	0	0	0	0	0	0
10	ALBERTS, BRYAN	4	0	6	1.5	0	2	0	0	0	0	0	0	0	0	2	2	0.5	1	0	0	0	0	0	0	0
TM	TEAM.....																									
	TOTAL.....	64				1651	3602	0.458	437	1241	0.352	966	1391	0.694	691	1683	2374	37.1	1125	20	915	797	234	356	4632	72.4
	OPPONENTS...	64				1608	3840	0.419	449	1298	0.346	813	1173	0.693	694	1447	2141	33.5	1222	6	838	693	240	403	4474	69.9

NCAA TOURNAMENT GAME-BY-GAME

DATE	OPPONENT	W/L	GU-OPP	FGM-FGA	PCT.	3FG-3FGA	PCT.	FTM-FTA	PCT.	OR	DR	REB	PF	A	TO	BLK	STL
3-16-95	Maryland (#3)	L	63-87	23-57	.404	6-25	.240	11-16	.688	10	20	30	18	16	19	4	9
3-11-99	Minnesota (#7)	W	75-63	25-55	.455	9-21	.429	16-23	.696	4	29	33	16	14	13	6	9
3-13-99	Stanford (#2)	W	82-74	24-59	.407	11-20	.550	23-32	.719	14	33	47	22	17	12	1	5
3-18-99	Florida (#6)	W	73-72	25-55	.455	12-22	.545	11-18	.611	8	19	27	21	18	17	2	10
3-20-99	Connecticut (#1)	L	62-67	20-57	.351	5-21	.238	17-22	.773	13	20	33	23	10	11	5	8
3-16-00	Louisville (#7)	W	77-66	24-42	.571	8-16	.500	21-29	.724	10	25	35	14	18	24	3	3
3-18-00	St. John's (#2)	W	82-76	26-56	.464	9-22	.409	21-29	.724	9	29	38	18	15	10	0	3
3-23-00	Purdue (#6)	L	66-75	27-61	.443	5-20	.250	7-11	.636	13	20	33	22	17	10	4	7
3-16-01	Virginia (#5)	W	86-85	30-59	.508	9-16	.563	17-27	.630	14	25	39	20	17	16	6	6
3-18-01	Indiana State (#13)	W	85-68	30-52	.577	4-11	.364	21-24	.875	13	24	37	16	17	17	5	8
3-23-01	Michigan State (#1)	L	62-77	22-58	.379	9-22	.409	9-13	.692	7	22	29	20	13	10	2	5
3-14-02	Wyoming (#11)	L	66-74	19-71	.268	7-26	.269	21-27	.778	22	22	44	20	11	9	3	6
3-20-03	Cincinnati (#8)	W	74-69	20-47	.426	6-14	.429	28-37	.757	8	28	36	15	12	12	2	2
3-22-03	Arizona (#1)	L	95-96 (2ot)	34-77	.442	11-30	.367	16-21	.762	16	27	43	25	20	11	5	5
3-18-04	Valparaiso (#15)	W	76-49	29-54	.537	3-13	.231	15-25	.600	10	36	46	14	19	15	5	6
3-20-04	Nevada (#10)	L	72-91	28-75	.373	3-22	.136	13-18	.722	19	20	39	23	9	10	1	4
3-17-05	Winthrop (#14)	W	74-64	27-59	.458	5-16	.313	15-22	.682	11	29	40	14	13	10	5	5
3-19-05	Texas Tech (#6)	L	69-71	29-62	.468	2-13	.154	9-18	.500	17	27	44	17	14	13	1	2
3-16-06	Xavier (#14)	W	79-75	26-50	.520	6-12	.500	21-27	.778	8	25	33	25	11	10	4	4
3-18-06	Indiana (#6)	W	90-80	28-61	.459	2-11	.182	32-41	.780	14	27	41	14	13	7	2	9
3-23-06	UCLA (#3)	L	71-73	24-51	.471	3-10	.300	20-26	.769	11	26	37	22	14	17	4	3
3-15-07	Indiana (#6)	L	57-70	23-58	.397	9-25	.360	15-16	.938	12	33	45	14	15	13	2	3
3-21-08	Davidson (#10)	L	76-82	28-55	.509	12-27	.444	8-14	.571	11	23	34	19	14	19	1	11
3-19-09	Akron (#13)	W	77-64	23-44	.523	5-15	.333	26-31	.839	7	27	34	18	15	8	5	5
3-21-09	Western Kentucky (#12)	W	83-81	30-60	.500	9-21	.429	14-19	.737	9	21	33	12	18	11	4	4
3-27-09	North Carolina (#1)	L	77-98	27-58	.466	7-23	.304	16-23	.699	4	27	31	19	10	12	5	6
3-19-10	Florida State (#9)	W	67-60	21-42	.500	3-10	.300	22-30	.733	6	32	38	19	11	15	5	5
3-21-10	Syracuse (#1)	L	65-87	25-60	.417	3-21	.143	12-20	.600	11	16	27	18	14	11	3	8
3-17-11	St. John's (#6)	W	86-71	28-52	.538	9-15	.600	21-26	.808	12	31	43	15	20	15	2	6
3-19-11	BYU (#3)	L	67-89	24-57	.421	2-9	.222	17-21	.810	12	24	36	19	18	15	5	4
3-15-12	West Virginia (#10)	W	77-54	28-50	.560	9-17	.529	12-16	.750	6	25	31	25	15	10	2	9
3-17-12	Ohio State (#2)	L	66-73	22-56	.393	8-23	.348	14-19	.737	13	21	34	19	14	9	1	3
3-21-13	Southern (#16)	W	64-58	23-55	.418	8-20	.400	10-15	.667	11	29	40	16	14	10	0	6
3-23-13	Wichita State (#9)	L	70-76	21-59	.356	8-23	.348	20-29	.690	21	18	39	17	13	13	2	8
3-21-14	Oklahoma State (#9)	W	85-77	25-50	.500	9-18	.500	26-41	.634	7	30	37	28	13	15	1	5
3-23-14	Arizona (#1)	L	61-84	22-54	.407	6-16	.375	11-13	.846	11	28	39	14	13	21	5	3
3-20-15	North Dakota State (#15)	W	86-76	30-58	.517	7-22	.318	19-28	.679	11	24	35	13	16	9	3	5
3-22-15	Iowa (#7)	W	87-68	32-52	.615	10-16	.625	13-21	.619	7	27	34	11	20	11	2	4
3-27-15	UCLA (#11)	W	74-62	27-67	.403	3-19	.158	17-23	.739	18	32	50	18	15	5	4	5
3-29-15	Duke (#1)	L	52-66	22-50	.440	2-10	.200	6-9	.667	8	27	35	15	8	13	3	1
3-17-16	Seton Hall (#6)	W	68-52	24-56	.429	6-17	.353	14-21	.667	12	36	48	19	12	20	2	7
3-19-16	Utah (#3)	W	82-59	34-61	.557	9-19	.474	5-6	.833	8	26	34	13	14	9	3	7
3-25-16	Syracuse (#10)	L	60-63	24-55	.436	8-21	.381	4-5	.800	12	25	37	14	18	17	8	4
3-16-17	South Dakota State (#16)	W	66-46	25-63	.397	8-30	.267	8-18	.444	14	36	50	13	8	9	7	5
3-18-17	Northwestern (#8)	W	79-73	26-59	.441	4-16	.250	23-36	.639	15	27	42	18	10	14	7	7
3-23-17	West Virginia (#4)	W	61-58	18-44	.409	4-10	.400	21-32	.656	7	27	34	26	7	16	3	5
3-25-17	Xavier (#11)	W	83-59	29-61	.475	12-24	.500	13-25	.520	11	30	41	19	15	10	6	7
4-1-17	South Carolina (#7)	W	77-73	29-60	.483	9-19	.474	10-13	.769	10	31	41	21	15	12	8	3
4-3-17	North Carolina (#1)	L	65-71	20-59	.339	8-19	.421	17-26	.654	12	37	49	22	11	14	5	2
3-15-18	UNC-Greensboro (#13)	W	68-64	25-59	.424	5-23	.217	13-25	.520	10	27	37	14	7	10	2	5
3-17-18	Ohio State (#5)	W	90-84	31-58	.534	9-22	.409	19-31	.613	13	26	39	22	15	13	4	5
3-22-18	Florida State (#9)	L	60-75	20-59	.339	5-20	.250	15-24	.625	14	28	42	16	7	13	2	5
3-21-19	Fairleigh Dickinson (#16)	W	87-49	34-64	.531	9-21	.429	10-16	.625	15	32	47	20	22	11	6	9
3-23-19	Baylor (#9)	W	83-71	31-57	.544	7-20	.350	14-21	.667	13	26	39	21	19	11	7	6
3-28-19	Florida State (#4)	W	72-58	25-62	.403	7-19	.368	15-20	.750	13	32	45	16	11	14	6	6
3-30-19	Texas Tech (#3)	L	69-75	25-59	.424	7-26	.269	12-16	.750	12	25	37	16	15	16	4	8
3-20-21	Norfolk State (#16)	W	98-55	34-61	.557	14-27	.519	16-18	.889	9	36	45	15	27	11	3	8
3-22-21	Oklahoma (#8)	W	87-71	28-57	.491	8-22	.364	23-26	.885	11	23	34	12	12	10	2	7
3-28-21	Creighton (#5)	W	83-65	34-57	.596	9-24	.375	6-10	.600	6	29	35	12	23	16	2	5
3-30-21	Southern California (#6)	W	85-66	33-66	.500	7-21	.333	12-17	.706	12	29	41	16	21	9	3	6
4-3-21	UCLA (#11)	W	93-90 (ot)	37-63	.587	7-21	.333	12-20	.600	6	20	26	16	26	10	3	8
4-5-21	Baylor (#1)	L	70-86	25-49	.510	5-17	.294	15-21	.714	5	17	22	17	16	14	3	4
3-17-22	Georgia State (#16)	W	93-72	36-71	.507	5-18	.278	16-30	.533	16	38	54	18	23	7	9	5
3-19-22	Memphis (#9)	W	82-78	30-58	.517	9-27	.333	13-24	.542	10	28	38	15	18	7	4	2
3-24-22	Arkansas (#4)	L	68-74	24-64	.375	5-21	.238	15-20	.750	11	34	45	17	9	15	3	5
3-17-23	Grand Canyon (#14)	W	82-70	30-56	.536	7-15	.467	15-19	.789	10	29	39	15	13	12	8	6
3-19-23	Texas Christian (#6)	W	84-81	30-67	.448	8-25	.320	16-25	.640	12	31	43	17	14	11	5	6

NCAA TOURNAMENT RECORDS

CAREER

GAMES PLAYED

1.	Josh Perkins	16
2.	Silas Melson	14
3.	Przemek Karnowski	13
	Corey Kispert	13
5.	Killian Tillie	12
6.	***Drew Timme***	***11***
	Anton Watson	***11***
8.	Rui Hachimura	10
	Kevin Pangos	10
	Gary Bell Jr.	10
	Casey Calvary	10
	Mark Spink	10

POINTS

1.	***Drew Timme***	***253***
2.	Adam Morrison	149
3.	Josh Perkins	145
4.	Kevin Pangos	144
5.	Corey Kispert	139
6.	Casey Calvary	136
7.	Przemek Karnowski	131
8.	Kyle Wiltjer	124
9.	Richie Frahm	120
10.	Rui Hachimura	114

FIELD GOALS MADE

1.	***Drew Timme***	***100***
2.	Adam Morrison	58
3.	Przemek Karnowski	54
4.	Casey Calvary	52
5.	Corey Kispert	51
6.	Kyle Wiltjer	49
7.	Josh Perkins	48
8.	Kevin Pangos	44
	Domantas Sabonis	44
10.	Rui Hachimura	40
	Johnathan Williams	40

FIELD GOALS ATTEMPTED

1.	***Drew Timme***	***143***
2.	Josh Perkins	117
3.	Kevin Pangos	112
4.	Adam Morrison	112
5.	Corey Kispert	105
6.	Blake Stepp	94
	Nigel Williams-Goss	94
	Przemek Karnowski	94
9.	Matt Santangelo	92
10.	Zach Norvell Jr.	90
	Kyle Wiltjer	90

FIELD GOAL PERCENTAGE

(minimum two fgm/game)

1.	Winston Brooks	.750	(6-8)
2.	Paul Rogers	.714	(5-7)
3.	Brandon Clarke	.647	(33-51)
4.	Zach Collins	.645	(20-31)
5.	Erroll Knight	.618	(21-34)
6.	***Drew Timme***	***.610***	***(100-164)***
7.	Casey Calvary	.605	(52-86)
8.	Domantas Sabonis	.587	(44-75)
9.	Chet Holmgren	.586	(17-29)
10.	Przemek Karnowski	.574	(54-94)

3-POINT FIELD GOALS MADE

1.	Corey Kispert	28
2.	Kevin Pangos	27
3.	Josh Perkins	22
	Zach Norvell Jr.	21
	Steven Gray	21
6.	Richie Frahm	18
7.	Jordan Mathews	17
8.	Matt Santangelo	16
	Kyle Wiltjer	16
10.	Dan Dickau	15
	Gary Bell Jr.	15

3-POINT FIELD GOALS ATTEMPTED

1.	Josh Perkins	73
	Kevin Pangos	73
3.	Corey Kispert	65
4.	Blake Stepp	61
5.	Zach Norvell Jr.	57
6.	Steven Gray	51
7.	Richie Frahm	49
8.	Jordan Mathews	45
9.	Gary Bell Jr.	43
10.	Matt Santangelo	39

3-POINT FIELD GOAL PERCENTAGE

(minimum two fgm)

1.	Winston Brooks	.667	(4-6)
	Zach Collins	.667	(2-3)
	Mike Leasure	.667	(2-3)
4.	Drew Barham	.625	(5-8)
5.	Casey Calvary	.615	(8-13)
6.	Geno Crandall	.600	(3-5)
	Mike Hart	.600	(3-5)
8.	Kyle Bankhead	.545	(6-11)
9.	Kyle Wiltjer	.533	(16-30)
	Jeremy Pargo	.533	(8-15)

FREE THROWS MADE

1.	***Drew Timme***	***51***
2.	Ronny Turiaf	38
3.	Richie Frahm	34
4.	Rui Hachimura	32
5.	Blake Stepp	29
	Kevin Pangos	29
7.	Josh Perkins	27
	Dan Dickau	27
	Elias Harris	27
10.	Nigel Williams-Goss	26

FREE THROWS ATTEMPTED

1.	***Drew Timme***	***73***
2.	Ronny Turiaf	63
3.	Rui Hachimura	49
4.	Przemek Karnowski	49
5.	Richie Frahm	41
6.	Johnathan Williams	40
7.	Josh Perkins	39
	Casey Calvary	39
9.	Nigel Williams-Goss	37
10.	Kevin Pangos	36
	Elias Harris	36

FREE THROW PERCENTAGE

(minimum two ftm/game)

1.	Alex Hernandez	1.000	(10-10)
	Jason Rubright	1.000	(4-4)
	David Cole	1.000	(2-2)
	Josh Reisman	1.000	(2-2)
6.	Jalen Suggs	.933	(14-15)
7.	J.P. Batista	.889	(16-18)
8.	Blake Stepp	.853	(29-34)
9.	Dan Dickau	.844	(27-32)
10.	Richie Frahm	.829	(34-41)

REBOUNDS

1.	***Drew Timme***	***87***
2.	Casey Calvary	80
3.	Przemek Karnowski	76
4.	Domantas Sabonis	75
5.	Johnathan Williams	70
6.	Corey Kispert	59
7.	***Anton Watson***	***58***
8.	Ronny Turiaf	53
9.	Elias Harris	52
10.	Cory Violette	48

ASSISTS

1.	Josh Perkins	57
2.	Andrew Nembhard	50
3.	Blake Stepp	40
4.	Matt Santangelo	39
5.	Steven Gray	33
6.	David Stockton	31
7.	Kevin Pangos	30
8.	Jalen Suggs	28
9.	Nigel Williams-Goss	26
10.	Jeremy Pargo	25

TURNOVERS

1.	Przemek Karnowski	34
2.	Josh Perkins	28
3.	Casey Calvary	22
	Jalen Suggs	22
5.	Matt Santangelo	21
6.	Blake Stepp	20
	Kevin Pangos	20
8.	Steven Gray	19
	Andrew Nembhard	19
10.	Zach Gourde	18

STEALS

1.	Josh Perkins	20
2.	Kevin Pangos	15
3.	***Anton Watson***	***14***
4.	Corey Kispert	12
5.	Matt Bouldin	11
6.	Jalen Suggs	10
7.	Nigel Williams-Goss	8
	Derek Raivio	8
	Quentin Hall	8
	Matt Santangelo	8
	Steven Gray	8
	Elias Harris	8

BLOCKED SHOTS

1.	Zach Collins	18
2.	Casey Calvary	17
3.	Brandon Clarke	15
4.	Chet Holmgren	13
5.	Przemek Karnowski	12
6.	Domantas Sabonis	9
	Robert Sacre	9
	Ronny Turiaf	9
9.	**Drew Timme**	**8**
	Rui Hachimura	8
	Austin Daye	8

TEAM - SINGLE GAME

POINTS

1. Norfolk State (2021) 98
2. Arizona (2003) 95
3. UCLA (2021) 93
   Georgia State (2022) 93
5. Indiana (2006) 90
   Ohio State (2018) 90
7. Oklahoma (2021) 87
   Fairleigh Dickinson (2019) 87
   Iowa (2015) 87
10. St. John's (2011) 86
    North Dakota State (2015) 86

POINTS ALLOWED

1. South Dakota State (2017) 46
2. Fairleigh Dickinson (2019) 49
   Valparaiso (2004) 49
4. Seton Hall (2016) 52
5. West Virginia (2012) 54
6. Norfolk State (2021) 55
7. Florida State (2019) 58
   Southern (2013) 58
   West Virginia (2017) 58
10. Xavier (2017) 59
    Utah (2016) 59

MARGIN OF VICTORY

1. Norfolk State (2021) ..... (43) 98-55
2. Fairleigh Dickinson (2019) ..... (38) 87-49
3. Valparaiso (2004) ..... (27) 76-49
4. Xavier (2017) ..... (24) 83-59
5. Utah (2016) ..... (23) 82-59
   West Virginia (2012) ..... (23) 77-54
7. Georgia State (2022) ..... (21) 93-72
8. South Dakota State (2017) ..... (20) 66-46
9. Iowa (2015) ..... (19) 87-68
   Southern California (2021) ..... (19) 85-66

FIELD GOALS MADE

1. UCLA (2021) 37
2. Georgia State (2022) 36
3. Creighton (2021) 34
   Norfolk State (2021) 34
   Utah (2016) 34
   Fairleigh Dickinson (2019) 34
   Arizona (2003) 34
8. Southern California (2021) 33
9. Iowa (2005) 32
10. Baylor (2019) 31
    Ohio State (2018) 31

FIELD GOAL PERCENTAGE

1. Iowa (2015) 61.5 (32-52)
2. Creighton (2021) 59.6 (34-57)
3. UCLA (2021) 58.7 (37-63)
4. Indiana State (2001) 57.7 (30-52)
5. Louisville (2000) 57.1 (24-42)
6. West Virginia (2012) 56.0 (28-50)
7. Norfolk State (2021) 55.7 (34-61)
   Utah (2016) 55.7 (34-61)
9. Baylor (2019) 54.4 (31-57)
10. St. John's (2011) 53.8 (28-52)

3-POINT FIELD GOALS MADE

1. Norfolk State (2021) 14
2. Florida (1999) 12
   Xavier (2017) 12
   Davidson (2008) 12
5. Stanford (1999) 11
   Arizona (2003) 11
7. Iowa (2015) 10
8. 15 games tied at 9

3-POINT FIELD GOALS ATTEMPTED

1. Arizona (2003) 30
   South Dakota State (2017) 30
3. Norfolk State (2021) 27
   Davidson (2008) 27
   Memphis (2022) 27
6. Wyoming (2002) 26
   Texas Tech (2019) 26
8. ***TCU (2023)*** ***25***
   Maryland (1995) 25
   Indiana (2005) 25

3-POINT FIELD GOAL PERCENTAGE

1. Iowa (2015) 62.5 (10-16)
2. St. John's (2011) 60.0 (9-15)
3. Virginia (2001) 56.3 (9-16)
4. Stanford (1999) 55.0 (11-20)
5. Florida (1999) 54.5 (12-22)
6. West Virginia (2012) 52.9 (9-17)
7. Norfolk State (2021) 51.9 (14-27)
8. Xavier (2017) 50.0 (12-24)
   Oklahoma State (2014) 50.0 (9-18)
   Louisville (2000) 50.0 (8-16)
   Xavier (2006) 50.0 (6-12)

FREE THROWS MADE

1. Indiana (2006) 32
2. Cincinnati (2008) 28
3. Oklahoma State (2014) 26
   Akron (2009) 26
5. Oklahoma (2021) 23
   Stanford (1999) 23
   Northwestern (2017) 23
8. Florida State (2010) 22
9. Seven games tied at 21

FREE THROWS ATTEMPTED

1. Indiana (2006) 41
   Oklahoma State (2014) 41
3. Cincinnati (2008) 37
4. Northwestern (2017) 36
5. West Virginia (2017) 32
6. Akron (2009) 31
   Ohio State (2018) 31
8. Florida State (2010) 30
   Georgia State (2022) 30
10. St. John's (2000) 29
    Louisville (2000) 29
    Wichita State (2013) 29

REBOUNDS

1. Georgia State (2022) 54
2. UCLA (2015) 50
   South Dakota State (2017) 50
4. North Carolina (2017) 49
5. Seton Hall (2016) 48
6. Stanford (1999) 47
   Fairleigh Dickinson (2019) 47
8. Valparaiso (2004) 46
9. Arkansas (2022) 45
   Norfolk State (2021) 45
   Indiana (2007) 45
   Florida State (2019) 45

ASSISTS

1. Norfolk State (2021) 27
2. UCLA (2021) 26
3. Creighton (2021) 23
   Georgia State (2022) 23
5. Fairleigh Dickinson (2019) 22
6. Southern California (2021) 21
7. St. John's (2011) 20
   Arizona (2003) 20
   Iowa (2015) 20
10. Valparaiso (2004) 19
    Baylor (2019) 19

FEWEST TURNOVERS

1. UCLA (2015) 5
2. Indiana (2006) 7
   Georgia State (2022) 7
   Memphis (2022) 7
4. Akron (2009) 8
5. Southern California (2021) 9

MOST TURNOVERS

1. Louisville (2000) 24
2. Arizona (2014) 21
3. Seton Hall (2016) 20

STEALS

1. Davidson (2008) 11
2. Florida (1999) 10
3. Maryland (1995) 9
   Minnesota (1999) 9
   Indiana (2006) 9
   West Virginia (2012) 9
   Fairleigh Dickinson (2019) 9
8. Seven games tied at 8

BLOCKED SHOTS

1. Georgia State (2022) 9
2. ***Grand Canyon*** ***8***
   Syracuse (2016) 8
   South Carolina (2017) 8
5. South Dakota State (2017) 7
   Northwestern (2017) 7
   Baylor (2017) 7
8. Minnesota (1999) 6
   Virginia (2001) 6
   Xavier (2017) 6
   Fairleigh Dickinson (2019) 6
   Florida State (2019) 6

SINGLE GAME

POINTS

1. Brandon Clarke (Baylor, '19) 36
2. Adam Morrison (Xavier, '06) 35
3. ***Drew Timme (Georgia State, '22) 32***
4. Richie Frahm (Louisville, '00) 31
5. Drew Timme (Oklahoma, '21) 30
6. Dan Dickau (Virginia, '01) 29
7. ***Drew Timme (TCU, '23) 28***
   Julian Strawther (Grand Canyon, '23) 28
   Zach Norvell Jr. (Ohio State, '18) 28
10. Adam Morrison (Winthrop, '05) 27

FIELD GOALS MADE

1. Brandon Clarke (Baylor, '19) 15
2. ***Drew Timme (Georgia State, '22) 13***
3. ***Drew Timme (TCU, '23) 12***
   Adam Morrison (Winthrop, '05) 12
5. Adam Morrison (Xavier, '06) 11
   Drew Timme (UCLA, '21) 11
7. ***Drew Timme (Memphis, '22) 10***
   Drew Timme (Creighton, '21) 10
   Drew Timme (Southern California, '21) 10
   Kyle Wiltjer (Iowa, '15) 10
   J.P. Batista (Indiana, '06) 10
   Adam Morrison (UCLA, '06) 10
   Adam Morrison (Texas Tech, '05) 10

FIELD GOAL PERCENTAGE

(minimum 5 fg made)

1. Anton Watson (Norfolk State, '21) .. 1.000 (7-7)
   Axel Dench (Louisville, '00) 1.000 (5-5)
3. Killian Tillie (FDU, '19) ..... .875 (7-8)
4. Brandon Clarke (Baylor, '19) ..... .833 (15-18)
   Kyle Wiltjer (Iowa, '15) ..... .833 (10-12)
   Casey Calvary (Florida, '99) ..... .833 (5-6)
7. Rui Hachimura (Ohio State, '18) 818 (9-11)
8. Casey Calvary (Purdue, '00) ..... .750 (9-12)
   Drew Timme (Oklahoma, '21) 750 (9-12)
   Corey Kispert (Baylor'19) ..... .750 (6-8)
   Gary Bell Jr. (OK St., '14) ..... .750 (6-8)
   Eric McClellan (Utah., '16) 750 (9-12)
   Przemek Karnowski (W. Va., '17). 750 (6-8)
   Joel Ayayi (UCLA, '21) 750 (9-12)

3-POINT FIELD GOALS MADE

1. Steven Gray (Davidson '08) 7
2. Corey Kispert (Norfolk State, '21) 6
   Zach Norvell Jr. (Ohio State, '18) 6
   Dan Dickau (Virginia, '01) 6
   Matt Santangelo (St. John's, '00) 6
6. Andrew Nembhard (Memphis, '22) 5
   Tony Skinner (Arizona, '03) 5
   Dan Dickau (Michigan State, '01) 5
   Richie Frahm (Florida, '99) 5
   Richie Frahm (Minnesota, '99) 5

3-POINT FIELD GOALS ATTEMPTED

1. Blake Stepp (Arizona, '03) 15
2. Dan Dickau (Wyoming, '02) 14
3. Steven Gray (Daivdson '08) 12
   Blake Stepp (Nevada, '04) 12
   Kevin Pangos (Wichita St., '13) 12
5. Zach Norvell Jr. (Ohio State, '18) 11
   Tony Skinner (Arizona, '03) 11
   Richie Frahm (Minnesota, '99) 11
   John Rillie (Maryland, '95) 11
9. Andrew Nembhard (Memphis, '22) 10
   Joel Ayayi (Creighton, '21) 10
   Blake Stepp (Michigan State, '01) 10
   Matt Santangelo (St. John's, '00) 10

3-POINT FIELD GOAL PERCENTAGE

(minimum 3 made)

1. Matt Santangelo (Stanford, '99) 1.000 (3-3)
2. ***Malachi Smith (TCU, '23) ..... .750 (3-4)***
   Julian Strawther (Norfolk St, '21) ..... .750 (3-4)
   Jerry Pargo (W. Kentucky, '09) ..... .750 (3-4)
   Winston Brooks (Cincinnati, '03) ..... .750 (3-4)
   Gary Bell Jr. (Oklahoma St., '14) ..... .750 (3-4)
7. Corey Kispert (Norfolk State, '21) ..... .667 (6-9)
   Dan Dickau (Virginia, '01) ..... .667 (6-9)
   Corey Kispert (Baylor '19) ..... .667 (4-6)
   Kyle Wiltjer (Iowa, '15) ..... .667 (4-6)

FREE THROWS MADE

1. Ronny Turiaf (Cincinnati, '03) 16
2. Drew Timme (Oklahoma, '21) 12
   Dan Dickau (Indiana State, 01) 12
   Kevin Pangos (Okla. St. '14) 12
5. Ronny Turiaf (Winthrop, '05) 11
6. Kelly Olynyk (Wichita St., '13) 10
7. Adam Morrison (Xavier, '06) 9
   Richie Frahm (Louisville, '00) 9
   Marquise Carter (St. John's, '11) 9
10. J.P. Batista (Xavier, '06) 8
    Derek Raivio (Indiana, '06) 8
    Blake Stepp (Valparaiso, '04) 8
    Dan Dickau (Wyoming, '02) 8
    Richie Frahm (Stanford, '99) 8
    Elias Harris (Syracuse, '10) 8

FREE THROWS ATTEMPTED

1. Ronny Turiaf (Cincinnati, '03) 22
2. Ronny Turiaf (Winthrop, '05) 16
3. Drew Timme (Oklahoma, '21) 14
   Kelly Olynyk (Wichita St., '13) 14
   Kevin Pangos (Okla. St. '14) 14
6. Richie Frahm (Louisville, '00) 13
   Elias Harris (Syracuse, '10) 13
   Drew Timme (Georgia State, '22) 13
9. Rui Hachimura (Ohio State '18) 12
   Dan Dickau (Indiana St., '01) 12

FREE THROW PERCENTAGE

(minimum 5 made)

1. Dan Dickau (Indiana St., '01) 1.000 (12-12)
   J.P. Batista (Xavier, '06) 1.000 (8-8)
   Richie Frahm (Minnesota, '99) 1.000 (7-7)
   Matt Bouldin (Akron, '09) 1.000 (6-6)
   Micah Downs (Akron, '09) 1.000 (6-6)
   Josh Perkins (Florida State, '19) 1.000 (5-5)
   Rui Hachimura (FDU, '19) 1.000 (5-5)
   Kyle Wiltjer (NDSU, '15) 1.000 (5-5)
9. Richie Frahm (Stanford, '99) ..... .889 (8-9)
10. Josh Heytvelt (Akron, '09) ..... .875 (7-8)
    Sean Mallon (Indiana, '06) ..... .875 (7-8)
    Blake Stepp (Cincinnati, '03) ..... .875 (7-8)
    Drew Timme (Arkansas, '22) ..... .875 (7-8)

REBOUNDS

1. Domantas Sabonis (Syracuse, '16) 17
   Chet Holmgren (Georgia State, '22) 17
3. Domantas Sabonis (Seton Hall, '16) 16
4. Casey Calvary (Virginia, '01) 15
5. Chet Holmgren (Arkansas, '22) 14
   Drew Timme (Memphis, '22) 14
   Johnathan Williams (SDSU, '17) 14
   Mike Hart (Wichita St., '13) 14
7. ***Drew Timme (Georgia State, '22) 13***
   Drew Timme (Oklahoma, '21) 13
   Johnathan Williams (UNCG, '18) 13
   Zach Collins (South Carolina, '17) 13
   Ronny Turiaf (Texas Tech, '05) 13
   Ronny Turiaf (Winthrop, '05) 13

ASSISTS

1. Andrew Nembhard (Georgia State, '22) 11
2. Blake Stepp (Valparaiso, '04) 9
3. Andrew Nembhard (Creighton, '21) 8
   Jalen Suggs (Southern California, '21) 8
   Andrew Nembhard (UCLA, '21) 8
   Josh Perkins (Ohio State '18) 8
   Blake Stepp (Arizona, '03) 8
   Matt Santangelo (Purdue, '00) 8
   Matt Santangelo (Minnesota, '99) 8
   John Rillie (Maryland, '95) 8
   Steven Gray (Syracuse, '10) 8

TURNOVERS

1. Jalen Suggs (Creighton, '21) 6
   Brandon Clarke (Texas Tech, '19) 6
   Jeremy Pargo (Davidson '08) 6
   Zach Gourde (Wyoming, '02) 6
   Dan Dickau (Indiana State, 01) 6
   Matt Santangelo (Louisville, '00) 6
   Quentin Hall (Florida, '99) 6
8. 11 players tied with 5 turnovers

STEALS

1. Kyle Dixon (Maryland, '95) 6
2. Quentin Hall (Florida, '99) 5
3. Alex Hernandez (Virginia, '01) 4
   Paul Rogers (Maryland, '95) 4
   Robert Sacre (Syracuse, '10) 4

BLOCKED SHOTS

1. Chet Holmgren (Georgia State, '22) 7
2. Zach Collins (South Carolina, '17) 6
3. Brandon Clarke (Florida State '19) 5
   Brandon Clarke (Fairleigh Dickinson, '19) 5
   Domantas Sabonis (Syracuse '16) 5
6. Chet Holmgren (Memphis, '22) 4
   Rui Hachimura (Ohio State, '18) 4
   Zach Collins (Northwestern, '17) 4
   Austin Daye (Akron, '09) 4
   Robert Sacre (BYU, '11) 4
10. ***Ben Gregg (TCU, '23) 3***
    Drew Timme (Grand Canyon, '23) 3
    Brandon Clarke (Fairleigh Dickinson, '19) 3
    Zach Collins (South Dak. St., '17) 3
    Johnathan Williams (Xavier, '17) 3
    Tony Skinner (Arizona, '03) 3
    Zach Gourde (Indiana State, '01) 3
    Casey Calvary (Virginia, '01) 3
    Casey Calvary (Purdue, '00) 3
    Jeremy Eaton (Connecticut, '99) 3
    Casey Calvary (Minnesota, '99) 3

STARTERS

Nov. 7 - North Florida	Hickman	Bolton	Strawther	Timme	Watson	Jan. 14 - Portland	Hickman	Bolton	Strawther	Timme	Watson
Nov. 11 - Michigan State	Hickman	Bolton	Strawther	Timme	Watson	Jan. 19 - Loyola Marymount	Hickman	Bolton	Strawther	Timme	Watson
Nov. 16 - Texas	Hickman	Bolton	Strawther	Timme	Watson	Jan. 21 - Pacific	Hickman	Bolton	Strawther	Timme	Watson
Nov. 20 - Kentucky	Hickman	Bolton	Strawther	Timme	Watson	Jan. 28 - Portland	Hickman	Bolton	Strawther	Timme	Watson
Nov. 24 - Portland State	Hickman	Bolton	Strawther	Timme	Watson	Feb. 2 - Santa Clara	Hickman	Bolton	Strawther	Timme	Watson
Nov. 25 - Purdue	Hickman	Bolton	Strawther	Timme	Watson	Feb. 4 - Saint Mary's	Hickman	Bolton	Strawther	Timme	Watson
Nov. 27 - Xavier	Hickman	Bolton	Strawther	Timme	Watson	Feb. 9 - San Francisco	Hickman	Bolton	Strawther	Timme	Watson
Dec. 2 - Baylor	Hickman	Bolton	Strawther	Timme	Watson	Feb. 11 - BYU	Hickman	Bolton	Strawther	Timme	Watson
Dec. 5 - Kent State	Hickman	Bolton	Strawther	Timme	Watson	Feb. 16 - Loyola Marymount	Hickman	Bolton	Strawther	Timme	Watson
Dec. 9 - Washington	Hickman	Bolton	Strawther	Timme	Watson	Feb. 18 - Pepperdine	Hickman	Bolton	Strawther	Timme	Watson
Dec. 12 - Northern Illinois	Hickman	Bolton	Strawther	Timme	Watson	Feb. 23 - San Diego	Hickman	Bolton	Strawther	Timme	Watson
Dec. 17 - Alabama	Hickman	Bolton	Strawther	Timme	Watson	Feb. 25 - Saint Mary's	Hickman	Bolton	Strawther	Timme	Watson
Dec. 20 - Montana	Hickman	Bolton	Strawther	Timme	Watson	March 1 - Chicago State	Smith	Bolton	Strawther	Timme	Watson
Dec. 28 - Eastern Oregon	Hickman	Bolton	Strawther	Timme	Watson	March 6 - San Francisco	Hickman	Bolton	Strawther	Timme	Watson
Dec. 31 - Pepperdine	Hickman	Bolton	Strawther	Timme	Watson	March 7 - Saint Mary's	Hickman	Bolton	Strawther	Timme	Watson
Jan. 5 - San Francisco	Hickman	Bolton	Strawther	Timme	Watson	March 17 - Grand Canyon	Hickman	Bolton	Strawther	Timme	Watson
Jan. 7 - Santa Clara	Hickman	Bolton	Strawther	Timme	Watson	March 19 - TCU	Hickman	Bolton	Strawther	Timme	Watson
Jan. 12 - BYU	Hickman	Bolton	Strawther	Timme	Watson						

2022-23 POINTS BREAKDOWN

	Off Turnovers	2nd Chance	In Paint	Fast Break	Bench	Big Run	Big Lead
Nov. 7 - North Florida	28-7	9-16	66-24	28-3	39-15	**26**	42
Nov. 11 - Michigan State	15-13	17-6	32-32	3-14	9-12	11	3
Nov. 16 - Texas	7-27	10-12	28-30	2-12	16-29	10	7
Nov. 20 - Kentucky	18-13	11-12	44-24	6-5	8-12	10	19
Nov. 24 - Portland State	21-9	14-0	40-28	10-20	41-21	9	27
Nov. 25 - Purdue	4-5	8-13	20-32	5-9	14-19	7	8
Nov. 27 - Xavier	15-13	10-7	30-42	23-16	6-8	8	13
Dec. 2 - Baylor	15-17	16-13	28-30	10-13	23-17	11	7
Dec. 5 - Kent State	9-13	13-11	34-34	7-6	6-19	11	10
Dec. 9 - Washington	18-11	10-4	44-32	12-10	11-7	9	19
Dec. 12 - Northern Illinois	17-4	23-20	44-24	7-4	42-6	10	21
Dec. 17 - Alabama	23-11	7-11	50-42	12-18	19-16	8	12
Dec. 20 - Montana	17-8	17-6	32-34	14-7	22-5	13	17
Dec. 28 - Eastern Oregon	42-7	18-3	84-12	36-0	52-13	20	**78**
Dec. 31 - Pepperdine	21-12	13-11	70-46	30-5	29-10	9	27
Jan. 5 - San Francisco	24-3	4-22	38-32	9-3	7-11	6	3
Jan. 7 - Santa Clara	12-16	15-13	42-48	12-8	7-12	13	6
Jan. 12 - BYU	14-21	16-9	42-28	18-18	22-8	9	10
Jan. 14 - Portland	37-5	15-22	48-20	30-2	50-18	17	46
Jan. 19 - Loyola Marymount	22-8	10-11	36-36	11-9	14-24	8	8
Jan. 21 - Pacific	7-11	14-11	58-38	5-14	10-48	12	12
Jan. 28 - Portland	29-10	9-8	36-18	2-2	11-14	9	16
Feb. 2 - Santa Clara	9-9	15-10	44-20	10-1	19-18	8	22
Feb. 4 - Saint Mary's	8-9	2-5	40-44	10-5	18-14	9	11
Feb. 9 - San Francisco	25-18	19-14	48-30	19-9	28-20	9	28
Feb. 11 - BYU	11-11	12-10	32-38	14-18	12-30	9	9
Feb. 16 - Loyola Marymount	34-13	5-12	58-24	9-10	28-24	20	51
Feb. 18 - Pepperdine	12-9	11-12	46-36	3-6	9-10	7	12
Feb. 23 - San Diego	22-7	24-8	54-32	13-6	33-35	12	35
Feb. 25 - Saint Mary's	21-12	6-10	42-28	10-7	18-15	11	19
March 1 - Chicago State	34-13	22-17	44-30	20-4	37-7	11	44
March 6 - San Francisco	6-10	19-17	28-20	4-6	18-19	6	15
March 7 - Saint Mary's	13-7	6-11	36-24	8-9	28-7	9	37
March 17 - Grand Canyon	11-12	16-2	40-26	11-4	7-19	16	22
March 19 - TCU	10-10	10-14	44-38	24-10	18-18	9	13
Totals	639-397	442-369	1502-1076	447-293	731-580		
Average/Game	18.3-11.1	12.6-10.5	42.9-30.7	12.8-8.4	20.9-16.6		

2022-23 GAME TRENDS

Largest Deficit

23 (67-90) | 3:13, 2nd) Nov. 16 - at Texas

Largest Deficit Overcome

12 (33-45) | 16:12, 2nd) Nov. 11 - Michigan State
- GU regained lead 61-59 (3:11, 2nd)

12 (18-30) | 5:25, 1st) Dec. 2 - Baylor
- GU regained lead 41-40 (15:39, 2nd)

Largest Deficit Overcome in Win

12 (33-45) | 16:12, 2nd) Nov. 11 - Michigan State
- GU regained lead 61-59 (3:11, 2nd)

Games Trailed at Half

31-38	Nov. 11 - Michigan State
37-47	Nov. 16 - at Texas
28-33	Nov. 25 - Purdue
33-38	Dec. 2 - Baylor
34-37	Feb. 11 - BYU
33-38	March 19 - TCU

Games trailed in wins, latest time and total time trailed

Nov. 7 - North Florida	6-7 (17:08, 1st) (0:41)
Nov. 11 - Michigan State	56-59 (4:00, 2nd) (29:52)
Nov. 24 - Portland State	12-14 (12:31, 1st) (0:45)
Nov. 27 - Xavier	73-75 (3:46, 2nd) (5:36)
Dec. 5 - Kent State	65-66 (2:30, 2nd) (12:42)
Dec. 9 - Washington	9-12 (9:25, 1st) (6:25)
Dec. 17 - Alabama	23-24 (10:18, 1st) (7:47)
Dec. 20 - Montana	23-25 (6:01, 1st) (11:49)
Dec. 31 - Pepperdine	16-17 (13:34, 1st) (3:22)
Jan. 5 - San Francisco	73-75 (0:57, 2nd) (35:26)
Jan. 7 - Santa Clara	73-74 (1:14, 2nd) (22:26)
Jan. 12 - BYU	72-74 (0:10, 2nd) (14:36)
Jan. 21 - Pacific	45-47 (0:02, 1st) (13:09)
Jan. 28 - Portland	4-5 (17:47, 1st) (1:38)
Feb. 2 - Santa Clara	2-3 (18:45, 1st) (1:00)
Feb. 11 - BYU	71-73 (3:11, 2nd) (13:45)
Feb. 18 - Pepperdine	37-38 (2:36, 1st) (9:27)
Feb. 23 - San Diego	5-6 (14:35, 1st) (5:03)
March 1 - Chicago State	7-8 (17:16, 1st) (0:31)
March 17 - Grand Canyon	33-34 (1:42, 1st) (11:19)
March 19 - TCU	53-55 (11:33, 2nd) (23:33)

2022-23 SCORING BY HALF

Opponent	1st half	Margin	FG %	2nd half	Margin	FG %	OT	Margin	FG %	Final	Margin	FG %
North Florida	53-**23**	+30	66.7-27.6	51-40	+11	61.8-43.3	--	--	--	104-63	+41	64.2-35.6
vs. Michigan State	31-38	-7	34.5-50.0	33-25	+8	50.0-25.0	--	--	--	64-63	+1	41.8-40.4
at Texas	37-47	-10	54.2-51.5	37-46	-9	44.4-51.5	--	--	--	74-93	-19	49.0-51.5
vs. Kentucky	41-25	+16	55.2-**25.0**	47-47	0	57.7-51.4	--	--	--	88-72	+16	56.4-39.1
vs. Portland State	55-31	+24	65.6-37.9	47-47	0	54.8-46.9	--	--	--	102-78	+24	60.3-42.6
vs. Purdue	28-33	-5	34.3-38.7	38-51	-13	46.9-56.7	--	--	--	66-84	-18	40.3-47.5
vs. Xavier	40-34	+6	46.9-41.2	48-50	-2	53.3-61.8	--	--	--	88-84	+4	50.0-51.5
vs. Baylor	33-38	-5	37.0-43.2	30-26	+4	35.3-28.0	--	--	--	63-64	-1	36.1-37.1
Kent State	40-34	+6	50.0-40.6	33-32	+1	39.1-38.7	--	--	--	73-66	+7	45.5-39.7
Washington	36-26	+10	46.7-32.3	41-34	+7	57.7-50.0	--	--	--	77-60	+17	51.8-40.4
Northern Illinois	36-30	+6	40.6-42.9	52-37	+15	50.0-42.9	--	--	--	88-67	+21	45.7-42.9
vs. Alabama	47-42	+5	46.5-44.8	53-48	+5	**74.1**-58.1	--	--	--	100-90	+10	57.1-51.7
Montana	36-28	+8	51.7-38.5	49-47	+2	52.2-60.0	--	--	--	85-75	+10	51.9-50.0
Eastern Oregon	58-28	+30	**75.0**-41.4	**62-14**	**+48**	67.5-**16.0**	--	--	--	**120-42**	**+78**	**70.8-29.6**
Pepperdine	56-40	+16	62.5-48.5	55-48	+7	59.5-55.9	--	--	--	111-88	+23	61.0-52.2
at San Francisco	36-46	-10	40.6-50.0	41-29	+12	50.0-40.0	--	--	--	77-75	+2	45.5-45.8
at Santa Clara	36-37	-1	45.7-48.6	45-39	+6	48.3-45.9	--	--	--	81-76	+5	46.9-47.2
at Brigham Young	44-39	+5	55.9-53.6	31-35	-4	34.3-40.6	--	--	--	75-74	+1	44.9-46.7
Portland	61-28	**+33**	60.5-34.5	54-47	+7	52.4-50.0	--	--	--	115-75	+40	56.3-41.5
Loyola Marymount	33-32	+1	50.0-50.0	34-36	-2	38.5-44.8	--	--	--	67-68	-1	44.4-47.4
at Pacific	47-47	--	48.5-48.5	52-43	+9	70.0-46.7	--	--	--	99-90	+9	58.7-47.6
at Portland	35-29	+6	44.8-34.6	47-38	+9	59.3-63.6	--	--	--	82-67	+15	51.8-47.9
Santa Clara	43-24	+19	56.3-30.0	45-46	-1	63.0-50.0	--	--	--	88-70	+18	59.3-40.0
at Saint Mary's	32-24	+8	48.0-34.4	29-37	-8	57.9-52.2	9-17	-8	49.0-83.3	70-78	-8	49.0-45.9
San Francisco	60-40	+20	59.5-44.8	39-41	-2	44.4-48.5	--	--	--	99-81	+18	53.1-46.8
Brigham Young	34-37	-3	50.0-41.2	54-44	+10	51.7-54.8	--	--	--	88-81	+7	50.9-47.7
at Loyola Marymount	**68**-28	+40	71.1-32.1	40-37	+3	46.4-46.2	--	--	--	108-65	+43	60.6-38.9
at Pepperdine	50-42	+8	59.4-58.3	47-46	+1	54.5-47.5	--	--	--	97-88	+9	56.9-51.6
San Diego	48-31	+17	52.8-48.3	49-41	+8	57.1-46.9	--	--	--	97-72	+25	54.9-47.5
Saint Mary's	39-26	+13	51.6-45.0	38-42	-4	57.1-50.0	--	--	--	77-68	+9	53.8-47.8
Chicago State	42-28	+14	46.7-33.3	**62**-37	+25	74.2-55.6	--	--	--	104-65	+39	60.7-43.3
San Francisco	43-35	+8	46.7-50.0	41-38	+3	50.0-33.3	--	--	--	84-73	+11	48.2-40.3
Saint Mary's	37-19	+18	54.0-28.0	40-32	+8	63.0-38.0	--	--	--	77-51	+26	58.0-33.3
Grand Canyon	40-36	+4	51.6-45.5	42-34	+8	56.0-40.6	--	--	--	82-70	+12	53.6-43.1
Texas Christian	33-38	-5	36.4-45.2	51-43	+8	52.9-44.4	--	--	--	84-81	+3	44.8-44.8

2022-23 Gonzaga Men's Basketball

Gonzaga Team Game-by-Game Comparison (as of Mar 19, 2023)

All games

Opponent	1st	2nd	Score	Mar	Total FG	FG Pct	3-Pointers	3FG Pct	Free Throws	FT Pct	Rebounds		Assist	T/Over	Block	Steal	Fouls
NORTH FLORIDA	53/23	51/40	104-63	+41	43-67/21-59	.642/.356	5-12/8-30	.417/.267	13-16/13-22	.813/.591	41/29	+12	22/13	14/22	2/1	15/7	26/19
Michigan St.	31/38	33/25	64-63	+1	23-55/21-52	.418/.404	4-18/3-16	.222/.188	14-22/18-28	.636/.643	40/32	+8	8/11	18/16	7/1	11/9	22/22
Texas	37/47	37/46	74-93	(19)	25-51/34-66	.490/.515	9-19/13-33	.474/.394	15-21/12-16	.714/.750	35/31	+4	10/17	20/10	3/4	3/8	15/22
KENTUCKY	41/25	47/47	88-72	+16	31-55/27-69	.564/.391	7-19/6-25	.368/.240	19-21/12-16	.905/.750	39/29	+10	8/11	18/11	2/0	7/10	12/22
Portland St.	55/31	47/47	102-78	+24	38-63/26-61	.603/.426	12-24/11-25	.500/.440	14-20/15-17	.700/.882	40/26	+14	24/14	11/13	2/3	4/5	18/20
Purdue	28/33	38/51	66-84	(18)	27-67/29-61	.403/.475	9-28/10-26	.321/.385	3-4/16-22	.750/.727	31/46	(15)	15/21	7/8	4/3	2/3	19/13
Xavier	40/34	48/50	88-84	+4	31-62/35-68	.500/.515	13-24/8-15	.542/.533	13-19/6-8	.684/.750	38/31	+7	23/18	13/9	4/3	6/5	13/17
Baylor	33/38	30/26	63-64	(1)	22-61/23-62	.361/.371	6-22/6-24	.273/.250	13-21/12-15	.619/.800	47/32	+15	12/8	18/14	3/5	9/7	18/16
KENT ST.	40/34	33/32	73-66	+7	25-55/25-63	.455/.397	6-18/6-23	.333/.261	17-27/10-13	.630/.769	43/30	+13	16/9	9/7	3/2	1/7	15/24
WASHINGTON	36/26	41/34	77-60	+17	29-56/23-57	.518/.404	5-19/7-26	.263/.269	14-21/7-9	.667/.778	36/29	+7	19/10	12/16	4/2	12/7	12/18
NIU	36/30	52/37	88-67	+21	32-70/24-56	.457/.429	6-20/5-22	.300/.227	18-21/14-17	.857/.824	41/33	+8	16/6	6/15	2/2	8/3	14/19
Alabama	47/42	53/48	100-90	+10	40-70/31-60	.571/.517	7-17/8-25	.412/.320	13-19/20-24	.684/.833	30/37	(7)	16/11	9/21	1/3	12/3	24/19
MONTANA	36/28	49/47	85-75	+10	27-52/28-56	.519/.500	5-17/8-20	.294/.400	26-34/11-16	.765/.688	33/27	+6	12/9	9/12	3/1	3/4	15/25
EASTERN ORE.	58/28	62/14	120-42	+78	51-72/16-54	.708/.296	9-18/5-22	.500/.227	9-14/5-7	.643/.714	45/19	+26	27/6	13/28	5/0	19/4	15/16
PEPPERDINE	56/40	55/48	111-88	+23	47-77/35-67	.610/.522	10-22/6-15	.455/.400	7-14/12-16	.500/.750	35/34	+1	25/15	11/17	0/5	9/5	17/14
San Francisco	36/46	41/29	77-75	+2	30-66/27-59	.455/.458	10-26/10-23	.385/.435	7-10/11-13	.700/.846	26/45	(19)	14/7	6/17	3/5	6/3	14/14
Santa Clara	36/37	45/39	81-76	+5	30-64/34-72	.469/.472	7-19/5-16	.368/.313	14-22/3-4	.636/.750	39/39	-	14/16	9/11	5/2	3/6	13/21
BYU	44/39	31/35	75-74	+1	31-69/28-58	.449/.483	6-18/13-24	.333/.542	7-13/5-10	.538/.500	47/30	+17	18/18	16/17	4/3	10/12	14/15
PORTLAND	61/28	54/47	115-75	+40	45-80/22-53	.563/.415	17-38/11-33	.447/.333	8-12/20-32	.667/.625	39/36	+3	22/13	4/19	3/1	12/1	25/12
LMU (CA)	33/32	34/36	67-68	(1)	24-54/27-57	.444/.474	4-14/7-19	.286/.368	15-23/7-12	.652/.583	29/38	(9)	13/12	8/16	3/7	8/4	14/21
Pacific	47/47	52/43	99-90	+9	37-63/30-63	.587/.476	6-19/9-20	.316/.450	19-29/21-23	.655/.913	37/24	+13	13/13	8/6	5/0	3/4	19/20
Portland	35/29	47/38	82-67	+15	29-56/23-48	.518/.479	11-23/10-24	.478/.417	13-20/11-16	.650/.688	30/25	+5	15/12	13/18	0/5	12/7	14/17
SANTA CLARA	43/24	45/46	88-70	+18	35-59/24-60	.593/.400	8-17/8-24	.471/.333	10-14/14-19	.714/.737	36/28	+8	20/8	11/11	3/2	6/6	21/18
Saint Mary's (CA)	32/24	29/37	70-78	(8)	25-51/28-61	.490/.459	4-11/6-24	.364/.250	16-23/16-21	.696/.762	30/37	(7)	5/11	11/8	4/2	7/6	24/20
SAN FRANCISCO	60/40	39/41	99-81	+18	34-64/29-62	.531/.468	6-20/11-30	.300/.367	25-33/12-16	.758/.750	39/30	+9	16/13	9/15	3/0	9/4	14/22
BYU	34/37	54/44	88-81	+7	28-55/31-65	.509/.477	6-18/8-24	.333/.333	26-34/11-12	.765/.917	34/33	+1	16/15	9/12	4/1	7/5	14/28
LMU (CA)	68/28	40/37	108-65	+43	40-66/21-54	.606/.389	8-17/8-27	.471/.296	20-28/15-22	.714/.682	34/28	+6	14/6	8/19	5/1	10/3	22/25
Pepperdine	50/42	47/46	97-88	+9	37-65/33-64	.569/.516	7-18/7-23	.389/.304	16-24/15-22	.667/.682	31/35	(4)	18/17	9/10	3/2	3/5	18/18
SAN DIEGO	48/31	49/41	97-72	+25	39-71/29-61	.549/.475	7-26/12-23	.269/.522	12-22/2-2	.545/1000	45/26	+19	23/16	8/14	2/1	7/6	11/19
SAINT MARY'S (CA)	39/26	38/42	77-68	+9	28-52/22-46	.538/.478	4-14/8-18	.286/.444	17-20/16-22	.850/.727	29/25	+4	13/11	7/11	2/3	6/5	19/18
CHICAGO ST.	42/28	62/37	104-65	+39	37-61/26-60	.607/.433	13-26/9-27	.500/.333	17-24/4-7	.708/.571	36/31	+5	21/7	7/17	5/0	12/3	14/18
San Francisco	43/35	41/38	84-73	+11	27-56/27-67	.482/.403	11-26/14-37	.423/.378	19-26/5-6	.731/.833	38/36	+2	22/14	9/8	4/2	6/3	13/20
Saint Mary's (CA)	37/19	40/32	77-51	+26	29-50/18-54	.580/.333	8-14/4-16	.571/.250	11-14/11-15	.786/.733	32/25	+7	17/8	9/11	7/2	4/4	16/15
Grand Canyon	40/36	42/34	82-70	+12	30-56/28-65	.536/.431	7-15/9-24	.467/.375	15-19/5-7	.789/.714	39/25	+14	13/11	12/7	8/0	6/5	15/16
TCU	33/38	51/43	84-81	+3	30-67/30-67	.448/.448	8-25/9-25	.320/.360	16-25/12-20	.640/.600	43/36	+7	14/16	11/9	5/6	6/3	17/24

Note: Game totals are displayed in the format TEAM/OPPONENT for each category

2022-23 Gonzaga Men's Basketball
Points-rebounds-assists
All games

Opponent	Date	Score		0 STRAWTHER,	2 TIMME,DREW	5 SALLIS,HUN	11 HICKMAN,NO	13 SMITH,MALA	15 REID,EFTON	22 WATSON,ANT	25 BROOKS,COL	30 EAGLE,ABE	33 GREGG,BEN	45 BOLTON,RAS
North Florida	11/07/2022	104-63	W	16-5-2	22-2-2	10-6-2	6-2-5	15-6-3	8-8-0	10-4-4	4-1-0	DNP	0-1-1	11-2-3
vs Michigan St.	11/11/2022	64-63	W	13-9-1	22-13-4	0-3-0	10-2-1	5-5-0	4-1-0	3-2-2	DNP	DNP	0-1-0	7-1-0
at Texas	11/16/2022	74-93	L	13-6-1	18-9-1	5-4-1	8-3-2	7-1-0	4-1-1	8-2-2	DNP	DNP	DNP	11-3-2
Kentucky	11/20/2022	88-72	W	20-14-0	22-7-3	4-3-0	4-0-2	2-1-1	0-1-0	10-10-2	DNP	DNP	2-1-0	24-1-0
vs Portland St.	11/24/2022	102-78	W	10-6-2	18-6-1	12-3-6	9-4-4	23-5-2	0-1-0	10-5-1	DNP	DNP	4-4-0	14-0-8
vs Purdue	11/25/2022	66-84	L	4-10-0	22-9-4	2-1-0	15-2-5	3-2-0	0-0-0	0-3-3	DNP	DNP	9-2-0	11-0-3
vs Xavier	11/27/2022	88-84	W	23-9-3	16-6-7	3-0-0	14-6-5	0-1-0	0-0-0	16-7-2	DNP	DNP	3-6-0	13-0-6
vs Baylor	12/02/2022	63-64	L	10-10-0	9-5-1	2-1-1	0-2-8	16-2-0	0-0-0	13-13-0	DNP	DNP	5-2-1	8-2-1
Kent St.	12/05/2022	73-66	W	14-8-0	29-17-4	3-3-1	10-7-4	3-2-3	DNP	8-5-2	DNP	DNP	0-1-0	6-0-2
Washington	12/09/2022	77-60	W	18-12-0	22-7-4	7-1-2	9-3-4	0-1-1	4-2-0	9-2-2	DNP	DNP	0-2-0	8-4-6
NIU	12/12/2022	88-67	W	4-2-0	26-6-3	10-2-2	5-0-4	14-6-3	0-2-1	6-8-0	DNP	DNP	18-7-1	5-3-1
vs Alabama	12/17/2022	100-90	W	11-2-0	29-10-4	2-1-3	13-1-4	12-4-0	2-1-0	17-5-2	DNP	DNP	3-2-1	11-0-2
Montana	12/20/2022	85-75	W	15-10-0	32-11-5	2-1-1	5-0-3	11-3-0	DNP	6-1-1	DNP	DNP	9-3-1	5-1-1
Eastern Ore.	12/28/2022	120-42	W	10-5-2	18-7-3	7-0-4	13-1-2	10-10-4	16-2-0	13-6-2	7-3-0	2-0-1	5-6-3	14-2-1
Pepperdine	12/31/2022	111-88	W	22-4-1	35-10-5	2-4-2	0-3-3	15-3-1	0-1-0	11-4-8	2-1-0	DNP	10-2-0	14-2-5
at San Francisco	01/05/2023	77-75	W	16-6-2	11-4-4	2-2-0	8-0-3	2-4-1	DNP	14-4-1	DNP	DNP	3-0-1	21-3-2
at Santa Clara	01/07/2023	81-76	W	18-6-4	20-6-4	2-1-0	20-2-2	0-1-0	DNP	7-5-0	DNP	DNP	5-8-1	9-6-3
at BYU	01/12/2023	75-74	W	11-8-1	19-12-4	5-1-2	3-5-4	5-2-1	2-1-0	18-9-0	DNP	DNP	10-6-1	2-1-5
Portland	01/14/2023	115-75	W	14-7-0	18-1-2	7-1-7	13-2-2	27-8-5	2-2-0	12-7-2	0-0-0	2-0-0	12-4-1	8-3-3
LMU (CA)	01/19/2023	67-68	L	6-4-0	17-7-2	7-2-1	12-3-6	4-3-1	0-0-0	8-6-2	DNP	DNP	3-2-0	10-1-1
at Pacific	01/21/2023	99-90	W	15-5-0	38-5-3	0-0-0	4-3-4	8-2-1	DNP	16-13-4	DNP	DNP	2-2-0	16-2-1
at Portland	01/28/2023	82-67	W	40-6-1	8-5-5	5-0-0	2-3-1	6-3-1	0-0-0	17-5-4	DNP	DNP	0-1-2	4-3-1
Santa Clara	02/02/2023	88-70	W	12-5-2	15-11-5	4-2-0	8-2-2	8-2-3	2-0-0	18-5-4	DNP	DNP	5-3-1	16-3-3
at Saint Mary's (CA)	02/04/2023	70-78	Lot	10-4-1	23-5-1	2-3-2	7-1-1	13-4-0	0-1-0	8-5-0	DNP	DNP	3-3-0	4-1-0
San Francisco	02/09/2023	99-81	W	8-4-1	21-4-1	13-2-0	4-6-2	4-4-3	0-0-0	15-10-2	DNP	DNP	9-3-1	23-1-6
BYU	02/11/2023	88-81	W	26-5-2	19-7-8	2-4-1	6-0-1	5-2-0	DNP	12-6-1	DNP	DNP	5-5-2	13-2-1
at LMU (CA)	02/16/2023	108-65	W	28-3-1	13-6-1	5-3-3	11-4-5	13-3-1	3-1-0	16-4-1	4-2-0	0-1-0	3-3-1	12-2-1
at Pepperdine	02/18/2023	97-88	W	28-7-2	34-7-2	4-2-3	5-2-4	5-4-3	DNP	9-3-2	DNP	DNP	0-2-1	12-1-1
San Diego	02/23/2023	97-72	W	17-2-1	22-13-1	4-5-2	10-1-5	7-5-3	DNP	8-5-4	4-0-0	0-0-0	18-7-0	7-4-7
Saint Mary's (CA)	02/25/2023	77-68	W	11-5-3	19-6-1	5-0-0	9-4-1	13-5-2	DNP	17-8-3	DNP	DNP	0-0-1	3-0-2
Chicago St.	03/01/2023	104-65	W	11-2-4	17-4-3	4-4-1	15-4-1	14-9-0	0-1-0	10-3-7	0-0-0	0-0-0	10-5-3	15-1-2
vs San Francisco	03/06/2023	84-73	W	15-3-4	17-8-5	3-3-0	8-4-4	2-2-3	1-0-0	20-7-3	DNP	DNP	12-2-0	6-6-3
vs Saint Mary's (CA)	03/07/2023	77-51	W	10-2-2	18-6-2	2-3-0	12-2-2	14-3-2	5-0-0	9-10-5	0-1-0	DNP	7-2-0	0-3-3
vs Grand Canyon	03/17/2023	82-70	W	28-10-1	21-6-3	2-3-2	6-3-2	2-3-0	DNP	14-11-3	DNP	DNP	3-1-0	6-1-2
vs TCU	03/19/2023	84-81	W	10-9-3	28-8-3	6-1-0	2-2-1	11-5-0	DNP	9-12-4	DNP	DNP	1-2-0	17-1-3

Game Records

Record	Overall	Home	Away	Neutral
ALL GAMES	30-5	15-1	7-2	8-2
CONFERENCE	14-2	7-1	7-1	0-0
NON-CONFERENCE	16-3	8-0	0-1	8-2

Team Results

Date	Opponent		Score	Att.	High Points	High Rebounds
11/07/2022	North Florida	W	104-63	6000	(22) TIMME, Drew	(8) REID, Efton
11/11/2022	vs Michigan St.	W	64-63	3572	(22) TIMME, Drew	(13) TIMME, Drew
11/16/2022	at Texas	L	74-93	11313	(18) TIMME, Drew	(9) TIMME, Drew
11/20/2022	Kentucky	W	88-72	12333	(24) BOLTON, Rasir	(14) STRAWTHER, Julian
11/24/2022	vs Portland St.	W	102-78	4512	(23) SMITH, Malachi	(6) TIMME, Drew
						(6) STRAWTHER, Julian
11/25/2022	vs Purdue	L	66-84	8090	(22) TIMME, Drew	(10) STRAWTHER, Julian
11/27/2022	vs Xavier	W	88-84	2807	(23) STRAWTHER, Julian	(9) STRAWTHER, Julian
12/02/2022	vs Baylor	L	63-64	3448	(16) SMITH, Malachi	(13) WATSON, Anton
12/05/2022	Kent St.	W	73-66	6000	(29) TIMME, Drew	(17) TIMME, Drew
12/09/2022	Washington	W	77-60	6000	(22) TIMME, Drew	(12) STRAWTHER, Julian
12/12/2022	NIU	W	88-67	6000	(26) TIMME, Drew	(8) WATSON, Anton
12/17/2022	vs Alabama	W	100-90	15847	(29) TIMME, Drew	(10) TIMME, Drew
12/20/2022	Montana	W	85-75	6000	(32) TIMME, Drew	(11) TIMME, Drew
12/28/2022	Eastern Ore.	W	120-42	6000	(18) TIMME, Drew	(10) SMITH, Malachi
12/31/2022	Pepperdine	W	111-88	6000	(35) TIMME, Drew	(10) TIMME, Drew
01/05/2023	at San Francisco	W	77-75	3313	(21) BOLTON, Rasir	(6) STRAWTHER, Julian
01/07/2023	at Santa Clara	W	81-76	4200	(20) TIMME, Drew	(8) GREGG, Ben
					(20) HICKMAN, Nolan	
01/12/2023	at BYU	W	75-74	18987	(19) TIMME, Drew	(12) TIMME, Drew
01/14/2023	Portland	W	115-75	6000	(27) SMITH, Malachi	(8) SMITH, Malachi
01/19/2023	LMU (CA)	L	67-68	6000	(17) TIMME, Drew	(7) TIMME, Drew
01/21/2023	at Pacific	W	99-90	4376	(38) TIMME, Drew	(13) WATSON, Anton
01/28/2023	at Portland	W	82-67	4497	(40) STRAWTHER, Julian	(6) STRAWTHER, Julian
02/02/2023	Santa Clara	W	88-70	6000	(18) WATSON, Anton	(11) TIMME, Drew
02/04/2023	at Saint Mary's (CA)	Lot	70-78	3500	(23) TIMME, Drew	(5) TIMME, Drew
						(5) WATSON, Anton
02/09/2023	San Francisco	W	99-81	6000	(23) BOLTON, Rasir	(10) WATSON, Anton
02/11/2023	BYU	W	88-81	6000	(26) STRAWTHER, Julian	(7) TIMME, Drew
02/16/2023	at LMU (CA)	W	108-65	2772	(28) STRAWTHER, Julian	(6) TIMME, Drew
02/18/2023	at Pepperdine	W	97-88	3108	(34) TIMME, Drew	(7) TIMME, Drew
						(7) STRAWTHER, Julian
02/23/2023	San Diego	W	97-72	6000	(22) TIMME, Drew	(13) TIMME, Drew
02/25/2023	Saint Mary's (CA)	W	77-68	6000	(19) TIMME, Drew	(8) WATSON, Anton
03/01/2023	Chicago St.	W	104-65	6000	(17) TIMME, Drew	(9) SMITH, Malachi
03/06/2023	vs San Francisco	W	84-73	0	(20) WATSON, Anton	(8) TIMME, Drew
03/07/2023	vs Saint Mary's (CA)	W	77-51	0	(18) TIMME, Drew	(10) WATSON, Anton
03/17/2023	vs Grand Canyon	W	82-70	19152	(28) STRAWTHER, Julian	(11) WATSON, Anton
03/19/2023	vs TCU	W	84-81	19229	(28) TIMME, Drew	(12) WATSON, Anton

Gonzaga - Game Highs

POINTS	120		Eastern Ore. (12/28/2022)
	115		Portland (01/14/2023)
	111		Pepperdine (12/31/2022)
	108		at LMU (CA) (02/16/2023)
	104		Chicago St. (03/01/2023)
	104		North Florida (11/07/2022)
FIELD GOALS MADE	51		Eastern Ore. (12/28/2022)
	47		Pepperdine (12/31/2022)
FIELD GOAL ATTEMPTS	80		Portland (01/14/2023)
	77		Pepperdine (12/31/2022)
FIELD GOAL PERCENTAGE	.708	(51-72)	Eastern Ore. (12/28/2022)
	.642	(43-67)	North Florida (11/07/2022)
3 PT FG MADE	17		Portland (01/14/2023)
	13		Chicago St. (03/01/2023)
	13		vs Xavier (N) (11/27/2022)
3 PT FG ATTEMPTS	38		Portland (01/14/2023)
	28		vs Purdue (N) (11/25/2022)
3 PT FG PERCENTAGE	.571	(8-14)	vs Saint Mary's (CA) (N) (03/07/2023)
	.542	(13-24)	vs Xavier (N) (11/27/2022)
FREE THROWS MADE	26		BYU (02/11/2023)
	26		Montana (12/20/2022)
FREE THROW ATTEMPTS	34		BYU (02/11/2023)
	34		Montana (12/20/2022)
FREE THROW PERCENTAGE	.905	(19-21)	Kentucky (11/20/2022)
	.857	(18-21)	NIU (12/12/2022)
REBOUNDS	47		at BYU (01/12/2023)
	47		vs Baylor (N) (12/02/2022)
ASSISTS	27		Eastern Ore. (12/28/2022)
	25		Pepperdine (12/31/2022)
STEALS	19		Eastern Ore. (12/28/2022)
	15		North Florida (11/07/2022)
BLOCKED SHOTS	8		vs Grand Canyon (N) (03/17/2023)
	7		vs Saint Mary's (CA) (N) (03/07/2023)
	7		vs Michigan St. (N) (11/11/2022)
TURNOVERS	20		at Texas (11/16/2022)
	18		vs Baylor (N) (12/02/2022)
	18		Kentucky (11/20/2022)
	18		vs Michigan St. (N) (11/11/2022)
FOULS	26		North Florida (11/07/2022)
	25		Portland (01/14/2023)

Opponent - Game Highs

POINTS	93		at Texas (11/16/2022)
	90		at Pacific (01/21/2023)
	90		vs Alabama (N) (12/17/2022)
	88		at Pepperdine (02/18/2023)
	88		Pepperdine (12/31/2022)
FIELD GOALS MADE	35		Pepperdine (12/31/2022)
	35		vs Xavier (N) (11/27/2022)
FIELD GOAL ATTEMPTS	72		at Santa Clara (01/07/2023)
	69		Kentucky (11/20/2022)
FIELD GOAL PERCENTAGE	.522	(35-67)	Pepperdine (12/31/2022)
	.517	(31-60)	vs Alabama (N) (12/17/2022)
3 PT FG MADE	14		vs San Francisco (N) (03/06/2023)
	13		at BYU (01/12/2023)
	13		at Texas (11/16/2022)
3 PT FG ATTEMPTS	37		vs San Francisco (N) (03/06/2023)
	33		Portland (01/14/2023)
	33		at Texas (11/16/2022)
3 PT FG PERCENTAGE	.542	(13-24)	at BYU (01/12/2023)
	.533	(8-15)	vs Xavier (N) (11/27/2022)
FREE THROWS MADE	21		at Pacific (01/21/2023)
	20		Portland (01/14/2023)
	20		vs Alabama (N) (12/17/2022)
FREE THROW ATTEMPTS	32		Portland (01/14/2023)
	28		vs Michigan St. (N) (11/11/2022)
FREE THROW PERCENTAGE	1.000	(2-2)	San Diego (02/23/2023)
	.917	(11-12)	BYU (02/11/2023)
REBOUNDS	46		vs Purdue (N) (11/25/2022)
	45		at San Francisco (01/05/2023)
ASSISTS	21		vs Purdue (N) (11/25/2022)
	18		at BYU (01/12/2023)
	18		vs Xavier (N) (11/27/2022)
STEALS	12		at BYU (01/12/2023)
	10		Kentucky (11/20/2022)
BLOCKED SHOTS	7		LMU (CA) (01/19/2023)
	6		vs TCU (N) (03/19/2023)
TURNOVERS	28		Eastern Ore. (12/28/2022)
	22		North Florida (11/07/2022)
FOULS	28		BYU (02/11/2023)
	25		at LMU (CA) (02/16/2023)
	25		Montana (12/20/2022)

Gonzaga - Game Lows

POINTS	63		vs Baylor (N) (12/02/2022)
	64		vs Michigan St. (N) (11/11/2022)
	66		vs Purdue (N) (11/25/2022)
	67		LMU (CA) (01/19/2023)
	70		at Saint Mary's (CA) (02/04/2023)
FIELD GOALS MADE	22		vs Baylor (N) (12/02/2022)
	23		vs Michigan St. (N) (11/11/2022)
FIELD GOAL ATTEMPTS	50		vs Saint Mary's (CA) (N) (03/07/2023)
	51		at Saint Mary's (CA) (02/04/2023)
	51		at Texas (11/16/2022)
FIELD GOAL PERCENTAGE	.361	(22-61)	vs Baylor (N) (12/02/2022)
	.403	(27-67)	vs Purdue (N) (11/25/2022)
3 PT FG MADE	4		Saint Mary's (CA) (02/25/2023)
	4		at Saint Mary's (CA) (02/04/2023)
	4		LMU (CA) (01/19/2023)
	4		vs Michigan St. (N) (11/11/2022)
3 PT FG ATTEMPTS	11		at Saint Mary's (CA) (02/04/2023)
	12		North Florida (11/07/2022)
3 PT FG PERCENTAGE	.222	(4-18)	vs Michigan St. (N) (11/11/2022)
	.263	(5-19)	Washington (12/09/2022)
FREE THROWS MADE	3		vs Purdue (N) (11/25/2022)
	7		at BYU (01/12/2023)
	7		at San Francisco (01/05/2023)
	7		Pepperdine (12/31/2022)
FREE THROW ATTEMPTS	4		vs Purdue (N) (11/25/2022)
	10		at San Francisco (01/05/2023)
FREE THROW PERCENTAGE	.500	(7-14)	Pepperdine (12/31/2022)
	.538	(7-13)	at BYU (01/12/2023)
REBOUNDS	26		at San Francisco (01/05/2023)
	29		Saint Mary's (CA) (02/25/2023)
	29		at Saint Mary's (CA) (02/04/2023)
	29		LMU (CA) (01/19/2023)
ASSISTS	5		at Saint Mary's (CA) (02/04/2023)
	8		Kentucky (11/20/2022)
	8		vs Michigan St. (N) (11/11/2022)
STEALS	1		Kent St. (12/05/2022)
	2		vs Purdue (N) (11/25/2022)
BLOCKED SHOTS	0		at Portland (01/28/2023)
	0		Pepperdine (12/31/2022)
TURNOVERS	4		Portland (01/14/2023)
	6		at San Francisco (01/05/2023)
	6		NIU (12/12/2022)
FOULS	11		San Diego (02/23/2023)
	12		Washington (12/09/2022)
	12		Kentucky (11/20/2022)

Opponent - Game Lows

POINTS	42		Eastern Ore. (12/28/2022)
	51		vs Saint Mary's (CA) (N) (03/07/2023)
	60		Washington (12/09/2022)
	63		vs Michigan St. (N) (11/11/2022)
	63		North Florida (11/07/2022)
FIELD GOALS MADE	16		Eastern Ore. (12/28/2022)
	18		vs Saint Mary's (CA) (N) (03/07/2023)
FIELD GOAL ATTEMPTS	46		Saint Mary's (CA) (02/25/2023)
	48		at Portland (01/28/2023)
FIELD GOAL PERCENTAGE	.296	(16-54)	Eastern Ore. (12/28/2022)
	.333	(18-54)	vs Saint Mary's (CA) (N) (03/07/2023)
3 PT FG MADE	3		vs Michigan St. (N) (11/11/2022)
	4		vs Saint Mary's (CA) (N) (03/07/2023)
3 PT FG ATTEMPTS	15		Pepperdine (12/31/2022)
	15		vs Xavier (N) (11/27/2022)
3 PT FG PERCENTAGE	.188	(3-16)	vs Michigan St. (N) (11/11/2022)
	.227	(5-22)	Eastern Ore. (12/28/2022)
	.227	(5-22)	NIU (12/12/2022)
FREE THROWS MADE	2		San Diego (02/23/2023)
	3		at Santa Clara (01/07/2023)
FREE THROW ATTEMPTS	2		San Diego (02/23/2023)
	4		at Santa Clara (01/07/2023)
FREE THROW PERCENTAGE	.500	(5-10)	at BYU (01/12/2023)
	.571	(4-7)	Chicago St. (03/01/2023)
REBOUNDS	19		Eastern Ore. (12/28/2022)
	24		at Pacific (01/21/2023)
ASSISTS	6		at LMU (CA) (02/16/2023)
	6		Eastern Ore. (12/28/2022)
	6		NIU (12/12/2022)
STEALS	1		Portland (01/14/2023)
	3		vs TCU (N) (03/19/2023)
	3		vs San Francisco (N) (03/06/2023)
	3		Chicago St. (03/01/2023)
	3		at LMU (CA) (02/16/2023)
	3		at San Francisco (01/05/2023)
	3		vs Alabama (N) (12/17/2022)
	3		NIU (12/12/2022)
	3		vs Purdue (N) (11/25/2022)
BLOCKED SHOTS	0		vs Grand Canyon (N) (03/17/2023)
	0		Chicago St. (03/01/2023)
	0		San Francisco (02/09/2023)
	0		at Pacific (01/21/2023)
	0		Eastern Ore. (12/28/2022)
	0		Kentucky (11/20/2022)
TURNOVERS	6		at Pacific (01/21/2023)
	7		vs Grand Canyon (N) (03/17/2023)
	7		Kent St. (12/05/2022)
FOULS	12		Portland (01/14/2023)
	13		vs Purdue (N) (11/25/2022)

Gonzaga - Individual Game Highs

POINTS	40		Julian Strawther at Portland (01/28/2023)
	38		Drew Timme at Pacific (01/21/2023)
	35		Drew Timme vs Pepperdine (12/31/2022)
	34		Drew Timme at Pepperdine (02/18/2023)
	32		Drew Timme vs Montana (12/20/2022)
FIELD GOALS MADE	17		Drew Timme at Pacific (01/21/2023)
	15		Drew Timme at Pepperdine (02/18/2023)
	15		Drew Timme vs Pepperdine (12/31/2022)
FIELD GOAL ATTEMPTS	23		Drew Timme at Pacific (01/21/2023)
	21		Drew Timme vs TCU (N) (03/19/2023)
	21		Julian Strawther at Portland (01/28/2023)
FIELD GOAL PERCENTAGE (min 5 made)	1.000	(8-8)	Anton Watson vs Santa Clara (02/02/2023)
	1.000	(8-8)	Efton Reid vs Eastern Ore. (12/28/2022)
3 PT FG MADE	8		Julian Strawther at Portland (01/28/2023)
	7		Malachi Smith vs Portland (01/14/2023)
3 PT FG ATTEMPTS	12		Julian Strawther at Portland (01/28/2023)
	10		Malachi Smith vs Portland (01/14/2023)
3 PT FG PERCENTAGE (min 2 made)	1.000	(5-5)	Malachi Smith vs Portland St. (N) (11/24/2022)
	1.000	(3-3)	Malachi Smith vs Pepperdine (12/31/2022)
	1.000	(2-2)	Dominick Harris vs Chicago St. (03/01/2023)
	1.000	(2-2)	Malachi Smith at Pacific (01/21/2023)
	1.000	(2-2)	Julian Strawther vs Montana (12/20/2022)
	1.000	(2-2)	Malachi Smith vs Alabama (N) (12/17/2022)
FREE THROWS MADE	8		Anton Watson at Pacific (01/21/2023)
	8		Drew Timme vs Montana (12/20/2022)
	8		Drew Timme vs NIU (12/12/2022)
FREE THROW ATTEMPTS	13		Drew Timme vs Montana (12/20/2022)
	12		Drew Timme vs LMU (CA) (01/19/2023)
	12		Drew Timme vs Kent St. (12/05/2022)
FREE THROW PERCENTAGE (min 3 made)	1.000	(7-7)	Julian Strawther vs Kentucky (11/20/2022)
	1.000	(6-6)	Rasir Bolton vs BYU (02/11/2023)
	1.000	(6-6)	Hunter Sallis vs San Francisco (02/09/2023)
	1.000	(5-5)	Drew Timme vs Saint Mary's (CA) (02/25/2023)
	1.000	(5-5)	Rasir Bolton vs Eastern Ore. (12/28/2022)
	1.000	(5-5)	Julian Strawther vs Montana (12/20/2022)
	1.000	(5-5)	Ben Gregg vs NIU (12/12/2022)
	1.000	(5-5)	Julian Strawther vs North Florida (11/07/2022)
	1.000	(4-4)	Ben Gregg vs Saint Mary's (CA) (N) (03/07/2023)
	1.000	(4-4)	Anton Watson vs Chicago St. (03/01/2023)
	1.000	(4-4)	Julian Strawther at LMU (CA) (02/16/2023)
	1.000	(4-4)	Rasir Bolton vs San Francisco (02/09/2023)
	1.000	(4-4)	Julian Strawther vs Santa Clara (02/02/2023)
	1.000	(4-4)	Julian Strawther at Portland (01/28/2023)
	1.000	(4-4)	Ben Gregg vs Montana (12/20/2022)
	1.000	(4-4)	Nolan Hickman vs Portland St. (N) (11/24/2022)
	1.000	(4-4)	Rasir Bolton vs Kentucky (11/20/2022)
	1.000	(4-4)	Rasir Bolton at Texas (11/16/2022)
	1.000	(4-4)	Julian Strawther vs Michigan St. (N) (11/11/2022)
REBOUNDS	17		Drew Timme vs Kent St. (12/05/2022)
	14		Julian Strawther vs Kentucky (11/20/2022)
ASSISTS	8		Drew Timme vs BYU (02/11/2023)
	8		Anton Watson vs Pepperdine (12/31/2022)
	8		Nolan Hickman vs Baylor (N) (12/02/2022)
	8		Rasir Bolton vs Portland St. (N) (11/24/2022)

Opponent - Individual Game Highs

POINTS	36		Brandon Miller vs Alabama (N) (12/17/2022)
	27		Logan Johnson vs Saint Mary's (CA) (02/25/2023)
	27		Cam Shelton vs LMU (CA) (01/19/2023)
	26		Khalil Shabazz vs San Francisco (N) (03/06/2023)
	26		Tyrese Hunter at Texas (11/16/2022)
FIELD GOALS MADE	12		Brandon Miller vs Alabama (N) (12/17/2022)
	11		Cam Shelton vs LMU (CA) (01/19/2023)
	11		Jack Nunge vs Xavier (N) (11/27/2022)
FIELD GOAL ATTEMPTS	24		Khalil Shabazz vs San Francisco (N) (03/06/2023)
	23		Cam Shelton vs LMU (CA) (01/19/2023)
FIELD GOAL PERCENTAGE (min 5 made)	1.000	(5-5)	Mitchell Saxen at Saint Mary's (CA) (02/04/2023)
	.857	(6-7)	Parker Braun at Santa Clara (01/07/2023)
3 PT FG MADE	6		Khalil Shabazz vs San Francisco (N) (03/06/2023)
	6		Brandon Miller vs Alabama (N) (12/17/2022)
3 PT FG ATTEMPTS	15		Khalil Shabazz vs San Francisco (N) (03/06/2023)
	11		Brandon Miller vs Alabama (N) (12/17/2022)
3 PT FG PERCENTAGE (min 2 made)	1.000	(3-3)	Colby Jones vs Xavier (N) (11/27/2022)
	1.000	(2-2)	Logan Johnson vs Saint Mary's (CA) (02/25/2023)
	1.000	(2-2)	Josh Kunen at San Francisco (01/05/2023)
	1.000	(2-2)	Josh Bannan vs Montana (12/20/2022)
FREE THROWS MADE	11		Logan Johnson vs Saint Mary's (CA) (02/25/2023)
	9		Alden Applewhite vs Portland (01/14/2023)
FREE THROW ATTEMPTS	15		Logan Johnson vs Saint Mary's (CA) (02/25/2023)
	14		Alden Applewhite vs Portland (01/14/2023)
FREE THROW PERCENTAGE (min 3 made)	1.000	(7-7)	Jordan Ivy-Curry at Pacific (01/21/2023)
	1.000	(6-6)	Mike Miles vs TCU (N) (03/19/2023)
	1.000	(6-6)	Dischon Thomas vs Montana (12/20/2022)
	1.000	(6-6)	Jaden Bradley vs Alabama (N) (12/17/2022)
	1.000	(6-6)	Brandon Miller vs Alabama (N) (12/17/2022)
	1.000	(6-6)	Oscar Tshiebwe vs Kentucky (11/20/2022)
	1.000	(6-6)	Sir'Jabari Rice at Texas (11/16/2022)
	1.000	(5-5)	Nick Blake at Pacific (01/21/2023)
	1.000	(4-4)	Tyrell Roberts at San Francisco (01/05/2023)
	1.000	(4-4)	Zarique Nutter vs NIU (12/12/2022)
	1.000	(4-4)	PJ Fuller II vs Washington (12/09/2022)
	1.000	(4-4)	Miryne Thomas vs Kent St. (12/05/2022)
	1.000	(4-4)	Jalen Bridges vs Baylor (N) (12/02/2022)
	1.000	(4-4)	Braden Smith vs Purdue (N) (11/25/2022)
	1.000	(3-3)	Tyrell Roberts vs San Francisco (N) (03/06/2023)
	1.000	(3-3)	Noah Waterman vs BYU (02/11/2023)
	1.000	(3-3)	Fousseyni Traore vs BYU (02/11/2023)
	1.000	(3-3)	Juan Sebastian Gorosito at Portland (01/28/2023)
	1.000	(3-3)	Zane Meeks at San Francisco (01/05/2023)
	1.000	(3-3)	Carson Basham vs Pepperdine (12/31/2022)
REBOUNDS	15		Oscar Tshiebwe vs Kentucky (11/20/2022)
	13		Noah Clowney vs Alabama (N) (12/17/2022)
ASSISTS	8		Tyler Robertson at Portland (01/28/2023)
	8		Rudi Williams at BYU (01/12/2023)
	8		Cameron Parker vs Portland St. (N) (11/24/2022)
STEALS	5		Spencer Johnson at BYU (01/12/2023)
	4		Mike Mitchell Jr. vs Pepperdine (12/31/2022)
	4		Malique Jacobs vs Kent St. (12/05/2022)
	4		Cason Wallace vs Kentucky (11/20/2022)

2022-23 Gonzaga Men's Basketball
Season/Career Statistics
All games

as of Mar 20, 2023

Summary

	Season Statistics										Career Statistics									
Player	GP-GS	MIN/G	FG%	3FG%	FT%	R/G	A/G	STL	BLK	PTS/G	GP-GS	MIN/G	FG%	3FG%	FT%	R/G	A/G	STL	BLK	PTS/G
BOLTON, Rasir	35-35	26.6	.443	.392	.788	1.9	2.6	30	4	10.5	150-126	28.6	.434	.379	.839	2.7	2.5	127	14	12.4
BROOKS, Colby	8-0	2.9	.727	.500	.800	1.0	0.0	2	0	2.6	8-0	2.9	.727	.500	.800	1.0	0.0	2	0	2.6
EAGLE, Abe	5-0	2.2	.667	.000	.000	0.2	0.2	0	0	0.8	5-0	2.2	.667	.000	.000	0.2	0.2	0	0	0.8
GREGG, Ben	34-0	11.9	.508	.390	.769	3.0	0.7	17	24	5.3	69-0	8.2	.465	.363	.673	2.2	0.5	20	35	3.4
HARRIS, Dominick	12-0	4.7	.412	.300	1.000	0.6	0.6	1	1	1.6	37-0	6.3	.417	.364	.733	0.7	0.5	4	1	2.5
HICKMAN, Nolan	35-34	28.3	.435	.368	.813	2.5	3.1	35	11	8.2	67-34	23.0	.438	.345	.766	2.1	2.2	55	18	6.7
REID, Efton	24-0	4.7	.622	.000	.538	1.1	0.1	3	2	2.2	58-34	13.5	.536	.217	.500	3.0	0.3	20	28	4.6
SALLIS, Hunter	35-0	16.6	.463	.268	.789	2.1	1.4	23	7	4.4	67-0	15.1	.509	.267	.758	2.1	1.0	42	12	4.3
SMITH, Malachi	35-1	20.5	.536	.506	.810	3.6	1.4	33	1	8.5	130-61	26.0	.484	.410	.817	5.3	2.3	158	13	12.3
STRAWTHER, Julian	35-35	30.9	.483	.423	.778	6.1	1.3	31	16	15.3	92-66	23.2	.491	.391	.744	4.5	0.9	52	23	10.9
TIMME, Drew	35-35	31.4	.621	.130	.637	7.3	3.2	23	34	21.1	132-103	27.1	.620	.243	.659	6.6	2.4	70	113	17.1
WATSON, Anton	35-35	29.1	.608	.326	.574	6.1	2.4	66	23	11.3	114-57	21.3	.590	.247	.628	4.5	1.8	162	62	8.1

Scoring

	Season Statistics								Career Statistics							
Player	FG-FGA	FG%	3FG-3FGA	3FG%	FT-FTA	FT%	PTS	PTS/G	FG-FGA	FG%	3FG-3FGA	3FG%	FT-FTA	FT%	PTS	PTS/G
BOLTON, Rasir	125-282	.443	49-125	.392	67-85	.788	366	10.5	617-1421	.434	232-612	.379	395-471	.839	1861	12.4
BROOKS, Colby	8-11	.727	1-2	.500	4-5	.800	21	2.6	8-11	.727	1-2	.500	4-5	.800	21	2.6
EAGLE, Abe	2-3	.667	0-0	.000	0-2	.000	4	0.8	2-3	.667	0-0	.000	0-2	.000	4	0.8
GREGG, Ben	63-124	.508	23-59	.390	30-39	.769	179	5.3	87-187	.465	29-80	.363	33-49	.673	236	3.4
HARRIS, Dominick	7-17	.412	3-10	.300	2-2	1.000	19	1.6	30-72	.417	12-33	.364	22-30	.733	94	2.5
HICKMAN, Nolan	107-246	.435	46-125	.368	26-32	.813	286	8.2	171-390	.438	70-203	.345	36-47	.766	448	6.7
REID, Efton	23-37	.622	0-3	.000	7-13	.538	53	2.2	120-224	.536	5-23	.217	21-42	.500	266	4.6
SALLIS, Hunter	57-123	.463	11-41	.268	30-38	.789	155	4.4	114-224	.509	16-60	.267	47-62	.758	291	4.3
SMITH, Malachi	111-207	.536	43-85	.506	34-42	.810	299	8.5	576-1190	.484	144-351	.410	308-377	.817	1604	12.3
STRAWTHER, Julian	181-375	.483	77-182	.423	98-126	.778	537	15.3	346-704	.491	140-358	.391	169-227	.744	1001	10.9
TIMME, Drew	292-470	.621	3-23	.130	151-237	.637	738	21.1	889-1434	.620	18-74	.243	463-703	.659	2259	17.1
WATSON, Anton	160-263	.608	15-46	.326	62-108	.574	397	11.3	362-614	.590	24-97	.247	177-282	.628	925	8.1

Totals

	Season Statistics								Career Statistics							
Player	O-REB	D-REB	TOTAL	PF	FO	A	TO	A/TO	O-REB	D-REB	TOTAL	PF	FO	A	TO	A/TO
BOLTON, Rasir	7	59	66	65	1	91	40	2.3	57	354	411	304	3	377	315	1.2
BROOKS, Colby	2	6	8	2	0	0	3	0.0	2	6	8	2	0	0	3	0.0
EAGLE, Abe	0	1	1	1	0	1	0	0.0	0	1	1	1	0	1	0	0.0
GREGG, Ben	45	56	101	63	2	24	21	1.1	61	92	153	97	2	35	33	1.1
HARRIS, Dominick	1	6	7	10	0	7	3	2.3	8	17	25	29	0	17	10	1.7
HICKMAN, Nolan	8	81	89	59	0	109	45	2.4	11	127	138	88	0	150	68	2.2
REID, Efton	10	16	26	27	1	2	14	0.1	61	111	172	140	6	18	61	0.3
SALLIS, Hunter	18	57	75	69	3	49	23	2.1	36	102	138	104	3	69	44	1.6
SMITH, Malachi	28	98	126	35	0	48	27	1.8	165	518	683	176	0	296	217	1.4
STRAWTHER, Julian	26	189	215	76	1	47	53	0.9	77	340	417	162	2	80	90	0.9
TIMME, Drew	87	169	256	77	1	111	89	1.2	284	589	873	294	3	317	265	1.2
WATSON, Anton	82	133	215	102	3	85	42	2.0	171	344	515	258	5	206	119	1.7

QUICKIE GAME RECORDS

Individual Game

Points
- 52 - Frank Burgess vs. UC-Davis (1-26-61)
- 50 - Jean Claude Lefebvre vs. Whitworth (2-18-58)

Field Goals Made
- 20 - Jean Claude Lefebvre vs. Whitworth (2-18-58)

Free Throws Made
- 16 - Ronny Turiaf vs. Cincinnati (NCAA - 3-20-03)
- 16 - Blake Stepp vs. Washington (12-2-02)
- 16 - Ronny Turiaf vs. Indiana (11-26-02)
- 16 - Frank Burgess (4 times)

Free Throw Percentage (1.000 - min. 10 attempts)
- (15-15) - Sam Dower vs. Santa Clara (3-8-14)
- (15-15) - Geoff Goss vs. Idaho State (1-6-93)
- (15-15) - Frank Burgess vs. Idaho (3-3-61)

Rebounds
- 33 - Jim Dixon vs. Eastern Washington (1-23-61)
- 28 - Paul Cathey vs. Nevada-Las Vegas (12-28-77)

Assists
- 16 - Blake Stepp vs. Long Beach State (12-20-02)
- 14 - Andrew Nembhard at Pepperdine (2-16-22)
- 14 - Joel Ayayi at Portland (1-9-21)
- 13 - Josh Perkins at Creighton (12-1-18)
- 13 - Jeremy Pargo vs. Virginia Tech (11-24-07)
- 13 - Derek Raivio vs. Montana (11-21-04)
- 13 - Blake Stepp vs. Idaho (11-21-03)
- 13 - Matt Santangelo vs. Loyola Marymount (2-11-00)
- 13 - John Stockton vs. Portland (2-11-84)
- 13 - John Stockton vs. San Diego (1-19-84)
- 13 - Ken Tyler vs. Montana State (2-1-75)

Steals (Under Mark Few)
- 7 - Derek Raivio vs. Montana (11-21-04)
- 6 - Andrew Nembhard at BYU (2-5-22)
- 6 - Nigel Williams-Goss vs. Saint Mary's (3-7-17)
- 6 - David Stockton vs. South Dakota (11-18-12)
- 6 - Jeremy Pargo vs. Loyola Marymount (2-11-08)
- 6 - Derek Raivio vs. Loyola Marymount (1-6-07)

Blocks (Under Mark Few)
- 7 - Chet Holmgren vs. Dixie State (11-9-21)
- 7 - Chet Holmgren vs. Georgia State (3-17-22)
- 7 - Przemek Karnowski vs. Saint Mary's (1-2-14)
- 6 - Chet Holmgren vs. San Francisco (3-7-22)
- 6 - Chet Holmgren at San Francisco (2-24-22)
- 6 - Chet Holmgren vs. BYU (1-13-22)
- 6 - Brandon Clarke vs. Texas Southern (11-10-18)
- 6 - Brandon Clarke vs. Duke (11-21-18)
- 6 - Zach Collins vs. South Carolina (4-1-17)
- 6 - Austin Daye vs. Idaho (11-13-07)
- 6 - Josh Heytvelt at Pepperdine (2-3-07)
- 6 - Robert Sacre at Pepperdine (2-20-10)
- 6 - Abdulla Kuso at San Diego (2-18-08)
- 6 - Abdulla Kuso vs. Duke (12-21-06)

Team Game

Points Scored - Gonzaga
- 136 vs. Loyola Marymount, 2-18-89 (L 147-136)

Points Scored - Opponent
- 147 - Loyola Marymount, 2-18-89 (147-146)

Biggest Margin of Victory
- 78 - Eastern Oregon, 12-28-22 (120-42)
- 61 - Denver, 12-21-18 (101-40)
- 60 - Eastern Oregon, 12-21-01 (105-45)

Biggest Margin of Defeat
- 69 vs. Montana, 2-5-45 (103-34)

Rebounds
- 74 vs. Idaho, 1-22-66

Field Goals Made
- 51 vs. Eastern Oregon, 12-28-22

Field Goals Attempted
- 84 vs. Loyola Marymount, 1-19-90

Field Goal Percentage - Game
- 71.8 vs. Saint Mary's, 1-13-96 (28-39)
- 70.8 vs. Washington State, 12-28-03 (34-48)
- 70.4 vs. Warner Pacific, 12-21-88 (38-54)

Field Goal Percentage - Half
- 84.5 vs. Denver, 12-21-18 (101-40)
- 80.0 vs. San Francisco, 1-16-88 (16-20)
- 80.0 vs. Santa Clara, 1-23-82 (12-15)

Free Throws Made
- 41 vs. Davidson, 12-12-09
- 41 vs. Fairfield, 12-11-90
- 37 vs. San Francisco, 1-15-94
- 36 vs. Santa Clara, 2-12-81
- 36 vs. Eastern Washington, 11-11-11
- 36 vs. BYU, 2-23-12

Free Throws Attempted
- 54 vs. Davidson, 12-12-09
- 53 vs. Loyola Marymount, 2-24-84
- 51 vs. Fairfield, 12-11-90
- 51 vs. Eastern Washington, 11-11-11

Free Throw Percentage - Game (Min. 10 attempts)
- 1.000 vs. BYU, 1-25-14 (12-12)
- 1.000 vs. Michigan State, 11-22-05 (26-26)* (12-12 in OT)
- 1.000 vs. Eastern Washington, 12-11-93 (20-20)
- 1.000 vs. Pepperdine, 1-13-11 (12-12

WHERE ARE THEY NOW

Bryan Alberts (2014-17)
BK Kongsberg Miners in Norwegian BLNO

Martynas Arlauskas (2019-22)
Pieno Zvaigzdes in Lithuanian LKL

Joel Ayayi (2017-21)
Lakeland Magic in the G League

Ira Brown (2007-09)
Osaka Evessa in Japanese B.League

Brandon Clarke (2017-19)
Memphis Grizzlies in the NBA

Zach Collins (2016-17)
San Antonio Spurs in the NBA

Aaron Cook (2020-21)
Enosis Neon Paralimni in Cypriot Division A

Geno Crandall (2018-19)
BG Goettingen in German BBL

Austin Daye (2007-10)
Venezia in Italian Serie A

Admon Gilder (2019-20)
Maccabi Bazan Haifa in Balkan BIBL

Rui Hachimura (2016-19)
Los Angeles Lakers in the NBA

Elias Harris (2009-13)
Bayern Munich in German BBL

Chet Holmgren (2021-22)
Oklahoma City Thunder in the NBA

Jeremy Jones (2015-19)
FE Nagoya in Japanese B2 League

Corey Kispert (2017-21)
Washington Wizards in the NBA

Guy Landry Edi (2010-13)
Basketball Loewen Erfurt in German ProB

Jordan Mathews (2016-17)
PGE Spojnia Stargard in Polish EBL

Eric McClellan (2014-16)
CSS Bega Timisoara in Romanian Divizia A

Silas Melson (2014-18)
Socar Petkimspor in Turkish BSL

Andrew Nembhard (2020-22)
Indiana Pacers in the NBA

Kelly Olynyk (2010-14)
Utah Jazz in the NBA

Kevin Pangos (2011-15)
AX Armani Exchange Milan in Italian Lega Basket Serie A

Jeremy Pargo (2005-09)
Windy City Bulls in the G League

Josh Perkins (2014-19)
Hapoel Galil Gilboa in Israeli BSL

Filip Petrusev (2018-20)
KK Crvena Zvezda in Serbian KLS

Domantas Sabonis (2014-16)
Sacramento Kings in the NBA

Jalen Suggs (2020-21)
Orlando Magic in the NBA

Byron Wesley (2014-15)
Jaguares in Nicaraguan LSB

Johnathan Williams III (2015-18)
Nagoya Fighting Eagles in Japanese B.League

Nigel Williams-Goss (2015-17)
Real Madrid in Spanish Liga Endesa

Kyle Wiltjer (2014-16)
Zhejiang Guangsha in Chinese CBA

Ryan Woolridge (2018-19)
Iraklis Thessaloniki in Greek A1

2022-23 GONZAGA BASKETBALL | LAST FOUR BOXES

Official Basketball Box Score - Final

TCU at Gonzaga

03/19/23 Ball Arena, Denver

NCAA Division I Men's Basketball Championship - Second Round

Game Time: 7:40 PM
Game Duration: 2:20
Attendance: 19,229

Officials: Doug Sirmons, Larry Scirotto, Vlad Voyard-Tadal

TCU - 81 **Record: 22-13**

NO.	Name		Min	FG M-A	3P M-A	FT M-A	Rebounds OR	DR	TOT	Fouls PF	FD	TP	AS	TO	ST	Blocks BS	BA	+/-
2	Emanuel Miller	F	30:08	5-12	0-1	4-6	3	2	5	3	3	14	0	4	1	2	0	-9
5	Chuck O'Bannon	F	25:08	3-14	1-9	0-0	2	1	3	3	0	7	2	0	0	1	1	1
12	Xavier Cork	F	14:20	1-1	0-0	1-3	1	2	3	2	3	3	0	0	0	0	0	-13
1	Mike Miles	G	38:44	8-13	2-4	6-6	0	1	1	0	4	24	4	1	2	1	1	-5
10	Damion Baugh	G	36:38	6-9	3-4	0-3	0	8	8	0	4	15	4	2	0	1	0	-3
0	Micah Peavy		28:52	3-8	1-4	0-0	2	1	3	5	0	7	2	1	0	1	1	2
21	JaKobe Coles		13:55	2-5	1-2	1-2	1	6	7	5	1	6	4	1	0	0	0	4
25	Souleymane Doumbia		04:39	1-2	0-0	0-0	0	0	0	3	1	2	0	0	0	0	1	2
13	Shahada Wells		05:02	0-1	0-0	0-0	0	1	1	2	0	0	0	0	0	0	0	5
11	Rondel Walker		02:34	1-2	1-1	0-0	0	2	2	1	1	3	0	0	0	0	1	1
Team							1	2	3			0		0				
Totals				30-67	9-25	12-20	10	26	36	24	17	81	16	9	3	6	5	-3

Technical Fouls::NONE

Shooting By Period		
1st FG%	14-31	45.2%
3PT%	2-4	50.0%
FT%	8-11	72.7%
2nd FG%	16-36	44.4%
3PT%	7-21	33.3%
FT%	4-9	44.4%
GM FG%	30-67	44.8%
3PT%	9-25	36.0%
FT%	12-20	60.0%

Dead Ball Rebounds: 3, 3

Gonzaga - 84 **Record: 30-5**

NO.	Name		Min	FG M-A	3P M-A	FT M-A	Rebounds OR	DR	TOT	Fouls PF	FD	TP	AS	TO	ST	Blocks BS	BA	+/-
2	Drew Timme	F	31:41	12-21	1-1	3-5	4	4	8	3	10	28	3	1	0	1	4	7
22	Anton Watson	F	37:09	3-8	0-2	3-5	6	6	12	2	5	9	4	2	3	1	0	8
0	Julian Strawther	G	33:56	3-10	2-7	2-4	0	9	9	3	2	10	3	4	0	0	0	-2
11	Nolan Hickman	G	29:52	1-5	0-3	0-0	0	2	2	1	1	2	1	0	0	0	0	-2
45	Rasir Bolton	G	28:12	5-12	2-7	5-7	0	1	1	4	4	17	3	1	1	0	1	9
13	Malachi Smith		16:43	4-6	3-4	0-0	0	5	5	0	0	11	0	2	0	0	0	2
5	Hunter Sallis		13:02	2-3	0-0	2-2	0	1	1	1	1	6	0	0	1	0	1	-6
33	Ben Gregg		09:25	0-2	0-1	1-2	1	1	2	3	1	1	0	0	1	3	0	-1
Team							1	2	3			0		1				
Totals				30-67	8-25	16-25	12	31	43	17	24	84	14	11	6	5	6	3

Technical Fouls::NONE

Shooting By Period		
1st FG%	12-33	36.4%
3PT%	2-14	14.3%
FT%	7-13	53.8%
2nd FG%	18-34	52.9%
3PT%	6-11	54.5%
FT%	9-12	75%
GM FG%	30-67	44.8%
3PT%	8-25	32.0%
FT%	16-25	64.0%

Dead Ball Rebounds: 5, 1

	TCU	GON
Biggest lead	10 (1st 7:30)	9 (2nd 3:27)
Best Scoring Run	7(1st 14:53)	13(2nd 8:40)
Lead Changes	5	
Times Tied	4	
Time with Lead	23:33	12:22

Points from	TCU	GON
Turnovers	10	10
Paint	38	44
Second Chance	14	10
Fast Breaks	10	24
Bench	18	18

Period by Period Scoring	1st	2nd	TOT
TCU	38	43	81
GON	33	51	84

Official Basketball Box Score - Final

Grand Canyon at Gonzaga

03/17/23 Ball Arena, Denver

NCAA Division I Men's Basketball Championship - First Round

Game Time: 5:35 PM
Game Duration: 2:00

Officials: Paul Szelc, Bill Elk, Michael Palau

Grand Canyon - 70 **Record: 24-12**

NO.	Name		Min	FG M-A	3P M-A	FT M-A	Rebounds OR	DR	TOT	Fouls PF	FD	TP	AS	TO	ST	Blocks BS	BA	+/-
24	Yvan Ouedraogo	F	27:16	1-4	0-0	0-1	2	6	8	2	2	2	0	0	0	0	2	0
30	Gabe McGlothan	F	26:13	4-8	1-2	2-2	0	3	3	2	4	11	0	1	0	0	0	-10
0	Ray Harrison	G	34:09	8-19	2-4	2-2	1	1	2	2	3	20	3	1	2	0	3	-10
2	Chance McMillian	G	37:37	7-15	2-5	0-0	0	4	4	1	0	16	4	3	1	0	1	-13
3	Kobe Knox	G	10:30	1-3	0-1	0-0	1	0	1	2	0	2	1	1	0	0	0	-13
55	Walter Ellis		25:30	3-5	2-4	1-2	0	2	2	5	3	9	2	0	0	0	0	4
22	Josh Baker		11:50	1-4	0-2	0-0	0	1	1	0	2	2	0	0	2	0	1	-4
20	Noah Baumann		22:08	3-7	2-6	0-0	0	1	1	1	1	8	1	0	0	0	1	-11
13	Aidan Igiehon		03:59	0-0	0-0	0-0	0	0	0	1	0	0	0	0	0	0	0	-3
21	Logan Landers		00:24	0-0	0-0	0-0	0	0	0	0	0	0	0	0	0	0	0	0
23	Isaiah Carr		00:24	0-0	0-0	0-0	0	0	0	0	0	0	0	0	0	0	0	0
Team							3	0	3			0		1				
Totals				28-65	9-24	5-7	7	18	25	16	15	70	11	7	5	0	8	-12

Technical Fouls::NONE

Shooting By Period		
1st FG%	15-33	45.5%
3PT%	4-12	33.3%
FT%	2-2	100%
2nd FG%	13-32	40.6%
3PT%	5-12	41.7%
FT%	3-5	60%
GM FG%	28-65	43.1%
3PT%	9-24	37.5%
FT%	5-7	71.4%

Dead Ball Rebounds: 2, 0

Gonzaga - 82 **Record: 29-5**

NO.	Name		Min	FG M-A	3P M-A	FT M-A	Rebounds OR	DR	TOT	Fouls PF	FD	TP	AS	TO	ST	Blocks BS	BA	+/-
2	Drew Timme	F	33:09	8-13	0-0	5-7	4	2	6	1	6	21	3	3	0	3	0	7
22	Anton Watson	F	36:42	6-9	2-3	0-0	5	6	11	2	1	14	3	4	2	1	0	20
0	Julian Strawther	G	34:28	9-15	3-6	7-8	0	10	10	5	7	28	1	0	1	2	0	20
11	Nolan Hickman	G	29:04	2-5	0-2	2-2	0	3	3	0	1	6	2	0	1	0	0	1
45	Rasir Bolton	G	23:16	2-5	1-2	1-2	0	1	1	0	1	6	2	3	2	0	0	-2
13	Malachi Smith		14:08	1-2	0-0	0-0	0	3	3	1	0	2	0	2	0	0	0	8
5	Hunter Sallis		19:20	1-4	0-0	0-0	1	2	3	4	0	2	2	0	0	0	0	7
33	Ben Gregg		09:53	1-3	1-2	0-0	0	1	1	2	0	3	0	0	0	2	0	-1
Team							0	1	1			0		0				
Totals				30-56	7-15	15-19	10	29	39	15	16	82	13	12	6	8	0	12

Technical Fouls::NONE

Shooting By Period		
1st FG%	16-31	51.6%
3PT%	3-7	42.9%
FT%	5-8	62.5%
2nd FG%	14-25	56.0%
3PT%	4-8	50.0%
FT%	10-11	90.9%
GM FG%	30-56	53.6%
3PT%	7-15	46.7%
FT%	15-19	78.9%

Dead Ball Rebounds: 2, 1

	GCU	GON
Biggest lead	7 (1st 5:57)	22 (2nd 9:54)
Best Scoring Run	10(1st 15:22)	16(2nd 9:54)
Lead Changes	10	
Times Tied	3	
Time with Lead	11:19	27:24

Points from	GCU	GON
Turnovers	12	11
Paint	26	40
Second Chance	2	16
Fast Breaks	4	11
Bench	19	7

Period by Period Scoring	1st	2nd	TOT
GCU	36	34	70
GON	40	42	82

Official Box Score
(2) Gonzaga vs (1) Saint Mary's (CA)
Game Totals -- Final Statistics
March 07, 2023 at Orleans Arena - Las Vegas

(2) Gonzaga 77

No.	Player	S	Pts	FG	3FG	FT	OR	DR	TR	PF	A	TO	Blk	Stl	Min	+/-
00	STRAWTHER, JULIAN	G	10	4-8	1-2	1-1	1	1	2	1	2	1	2	2	26	23
02	TIMME, DREW	F	18	8-10	0-0	2-3	1	5	6	4	2	3	0	0	20	18
11	HICKMAN, NOLAN	G	12	4-7	4-5	0-0	0	2	2	0	2	1	1	0	25	17
22	WATSON, ANTON	F	9	4-6	0-0	1-2	3	7	10	3	5	0	1	1	31	28
45	BOLTON, RASIR	G	0	0-2	0-1	0-0	0	3	3	1	3	0	1	0	18	14
05	SALLIS, HUNTER	G	2	1-4	0-1	0-1	0	3	3	0	0	1	0	1	21	14
13	SMITH, MALACHI	G	14	5-9	2-3	2-2	0	3	3	1	2	0	0	0	26	18
15	REID, EFTON	C	5	2-2	0-0	1-1	0	0	0	0	0	0	0	0	4	-8
25	BROOKS, COLBY	F	0	0-0	0-0	0-0	0	1	1	0	0	1	0	0	1	-7
33	GREGG, BEN	F	7	1-2	1-2	4-4	0	2	2	4	0	1	2	0	24	21
55	HARRIS, DOMINICK	G	0	0-0	0-0	0-0	0	0	0	2	1	1	0	0	4	-8
	TEAM						0	0	0	0		0				
	TOTALS		**77**	**29-50**	**8-14**	**11-14**	**5**	**27**	**32**	**16**	**17**	**9**	**7**	**4**	**200**	

Shooting By Period							
Period	FG	FG%	3FG	3FG%	FT	FT%	
1st Half	14-26	54%	3-6	50%	6-8	75%	
2nd Half	15-24	63%	5-8	63%	5-6	83%	
Game	**29-50**	**58.0%**	**8-14**	**57.1%**	**11-14**	**78.6%**	

Deadball Rebounds: 1,0
Last FG: 2nd-01:41
Biggest Run: 9-0
Largest lead: By 37 at 2nd-03:56
Technical Fouls: None.

(1) Saint Mary's (CA) 51

No.	Player	S	Pts	FG	3FG	FT	OR	DR	TR	PF	A	TO	Blk	Stl	Min	+/-
00	JOHNSON, LOGAN	G	20	7-16	1-3	5-6	0	4	4	1	2	0	0	2	30	-14
11	SAXEN, MITCHELL	C	5	2-7	0-0	1-2	1	4	5	4	1	1	0	0	28	-28
14	BOWEN, KYLE	F	2	1-4	0-1	0-0	1	2	3	3	0	1	1	0	28	-24
20	MAHANEY, AIDAN	G	7	2-8	1-2	2-2	0	1	1	2	1	1	0	0	35	-28
44	DUCAS, ALEX	G	10	4-10	1-4	1-1	5	2	7	0	3	0	0	0	38	-33
01	WESSELS, HARRY	C	0	0-0	0-0	0-0	1	0	1	1	0	0	0	0	4	9
03	MARCIULIONIS, AUGUSTAS	G	0	0-3	0-2	0-2	0	1	1	2	1	1	0	0	11	-3
05	JEFFERSON, JOSHUA	F	7	2-4	1-3	2-2	0	3	3	2	0	5	1	1	21	-9
15	HOWELL, CHRIS	G	0	0-1	0-0	0-0	0	0	0	0	0	1	0	0	5	-7
33	BARRETT, LUKE	F	0	0-1	0-1	0-0	0	0	0	0	0	0	0	1	2	7
	TEAM						0	0	0	0		1				
	TOTALS		**51**	**18-54**	**4-16**	**11-15**	**8**	**17**	**25**	**15**	**8**	**11**	**2**	**4**	**200**	

Shooting By Period							
Period	FG	FG%	3FG	3FG%	FT	FT%	
1st Half	7-25	28%	1-7	14%	4-6	67%	
2nd Half	11-29	38%	3-9	33%	7-9	78%	
Game	**18-54**	**33.3%**	**4-16**	**25.0%**	**11-15**	**73.3%**	

Deadball Rebounds: 5,1
Last FG: 2nd-00:02
Biggest Run: 8-0
Largest lead: By 0 at -
Technical Fouls: None.

Game Notes:
Officials: **Michael Irving, Verne Harris, Deldre Carr**

Start Time: **09:00 PM ET**
Neutral Court:
Saint Mary's (CA) is the No. 1 seed and Gonzaga is the No. 2 seed

Score	1st	2nd	TOT
GON	37	40	**77**
SMC	19	32	**51**

GON led for 36:52. SMC led for 0:00.
Game was tied for 3:08.
Times tied: **0** Lead Changes: **0**

Points	GON	SMC
In the Paint	36	24
Off Turns	13	7
2nd Chance	6	11
Fast Break	8	9
Bench	28	7
Per Poss	1.328 34/58	0.836 24/61

Official Basketball Box Score - Final

San Francisco at Gonzaga

03/06/23 Orleans Arena, Las Vegas

2022-23 Men's Basketball

Game Time: 8:30 PM
Game Duration: 1:56

Officials: Verne Harris, Eric Curry, Mike Greenstein

San Francisco - 73 **Record: 20-14**

NO.	Name		Min	FG M-A	3P M-A	FT M-A	Rebounds OR	DR	TOT	Fouls PF	FD	TP	AS	TO	ST	Blocks BS	BA	+/-
3	Isaiah Hawthorne	F	11:46	1-2	1-1	0-0	1	2	3	4	0	3	0	1	0	0	1	-10
11	Josh Kunen	F	20:32	0-1	0-1	0-0	2	3	5	4	0	0	2	0	0	0	0	-4
21	Ndewedo Newbury	F	32:29	4-11	0-5	0-0	2	3	5	3	2	8	2	3	1	2	1	-11
0	Khalil Shabazz	G	37:44	9-24	6-15	2-2	1	2	3	1	2	26	2	1	1	0	1	-14
1	Tyrell Roberts	G	40:00	5-11	4-9	3-3	0	3	3	1	2	17	4	2	1	0	0	-11
5	Saba Gigiberia		14:54	3-6	0-0	0-1	3	4	7	4	4	6	1	1	0	0	0	-1
55	Marcus Williams		35:29	4-11	3-6	0-0	1	6	7	3	2	11	3	0	0	0	1	1
33	Volodymyr Markovetskyy		06:31	1-1	0-0	0-0	1	0	1	0	1	2	0	0	0	0	0	-2
12	Justin Bieker		00:35	0-0	0-0	0-0	0	0	0	0	0	0	0	0	0	0	0	-3
Team							2	0	2			0		0				
Totals				27-67	14-37	5-6	13	23	36	20	13	73	14	8	3	2	4	-11

Technical Fouls::NONE

Shooting By Period		
1st FG%	14-28	50.0%
3PT%	7-16	43.8%
FT%	0-1	0%
2nd FG%	13-39	33.3%
3PT%	7-21	33.3%
FT%	5-5	100%
GM FG%	27-67	40.3%
3PT%	14-37	37.8%
FT%	5-6	83.3%

Dead Ball Rebounds: 0, 0

Gonzaga - 84 **Record: 27-5**

NO.	Name		Min	FG M-A	3P M-A	FT M-A	Rebounds OR	DR	TOT	Fouls PF	FD	TP	AS	TO	ST	Blocks BS	BA	+/-
2	Drew Timme	F	33:56	5-7	0-1	7-9	3	5	8	2	7	17	5	3	1	1	0	15
22	Anton Watson	F	27:15	8-16	2-6	2-3	2	5	7	3	4	20	3	0	0	2	0	5
0	Julian Strawther	G	35:43	4-9	2-5	5-6	0	3	3	1	3	15	4	2	2	1	0	12
11	Nolan Hickman	G	30:06	3-6	1-2	1-2	1	3	4	1	2	8	4	0	2	0	1	9
45	Rasir Bolton	G	26:59	2-7	2-4	0-0	0	6	6	0	1	6	3	0	0	0	1	21
5	Hunter Sallis		15:54	0-1	0-1	3-4	0	3	3	3	2	3	0	1	0	0	0	-7
13	Malachi Smith		13:41	1-4	0-1	0-0	1	1	2	1	0	2	3	0	1	0	0	-2
33	Ben Gregg		15:35	4-6	4-6	0-0	0	2	2	2	0	12	0	2	0	0	0	4
15	Efton Reid		00:51	0-0	0-0	1-2	0	0	0	0	1	1	0	0	0	0	0	-2
Team							3	0	3			0		1				
Totals				27-56	11-26	19-26	10	28	38	13	20	84	22	9	6	4	2	11

Technical Fouls::NONE

Shooting By Period		
1st FG%	14-30	46.7%
3PT%	7-14	50.0%
FT%	8-10	80%
2nd FG%	13-26	50.0%
3PT%	4-12	33.3%
FT%	11-16	68.8%
GM FG%	27-56	48.2%
3PT%	11-26	42.3%
FT%	19-26	73.1%

Dead Ball Rebounds: 3, 0

	USF	GON
Biggest lead	0 (1st 20:00)	15 (1st 12:44)
Best Scoring Run	6(2nd 15:02)	6(1st 17:37)
Lead Changes	0	
Times Tied	0	
Time with Lead	00:00	39:42

Points from	USF	GON
Turnovers	10	6
Paint	20	28
Second Chance	17	19
Fast Breaks	6	4
Bench	19	18

Period by Period Scoring	1st	2nd	TOT
USF	35	38	73
GON	43	41	84

2022-23 Gonzaga Men's Basketball
Combined Team Statistics
In Conference games

as of Mar 20, 2023

Game Records

Record	Overall	Home	Away	Neutral
ALL GAMES	14-2	7-1	7-1	0-0
CONFERENCE	14-2	7-1	7-1	0-0
NON-CONFERENCE	0-0	0-0	0-0	0-0

Score by Periods

Team	1st	2nd	OT	TOT
Gonzaga	722	700	9	1431
Opponents	550	649	17	1216

Team Box Score

No.	Player				Total		3-Point		F-Throw		Rebounds											
		GP-GS	MIN	AVG	FG-FGA	FG%	3FG-3FGA	3FG%	FT-FTA	FT%	OFF	DEF	TOT	AVG	PF	DQ	A	TO	BLK	STL	PTS	AVG
2	TIMME, Drew	16-16	498:19	31.1	130-220	.591	1-11	.091	71-110	.645	39	70	109	6.8	37	0	49	38	12	8	332	20.8
0	STRAWTHER, Julian	16-16	519:16	32.5	96-192	.500	42-95	.442	48-62	.774	14	67	81	5.1	33	0	22	17	6	13	282	17.6
22	WATSON, Anton	16-16	480:34	30.0	83-128	.648	6-17	.353	34-62	.548	40	59	99	6.2	51	2	38	15	7	31	206	12.9
45	BOLTON, Rasir	16-16	434:57	27.2	65-133	.489	20-53	.377	24-32	.750	3	32	35	2.2	31	1	42	17	1	16	174	10.9
13	SMITH, Malachi	16-0	325:57	20.4	50-90	.556	21-42	.500	14-17	.824	13	42	55	3.4	15	0	26	8	1	13	135	8.4
11	HICKMAN, Nolan	16-16	448:05	28.0	48-110	.436	16-51	.314	10-12	.833	3	38	41	2.6	30	0	46	22	6	18	122	7.6
33	GREGG, Ben	16-0	196:16	12.3	34-67	.507	9-27	.333	11-17	.647	25	26	51	3.2	28	1	13	10	11	6	88	5.5
5	SALLIS, Hunter	16-0	247:42	15.5	25-48	.521	6-19	.316	13-16	.813	6	26	32	2.0	32	1	23	10	4	12	69	4.3
25	BROOKS, Colby	4-0	11:58	3.0	4-5	.800	0-0	.000	2-3	.667	1	2	3	0.8	2	0	0	0	0	1	10	2.5
15	REID, Efton	9-0	37:48	4.2	3-11	.273	0-1	.000	3-6	.500	2	4	6	0.7	10	0	0	3	1	0	9	1.0
30	EAGLE, Abe	3-0	06:18	2.1	1-2	.500	0-0	.000	0-2	.000	0	1	1	0.3	1	0	0	0	0	0	2	0.7
55	HARRIS, Dominick	5-0	17:51	3.6	0-6	.000	0-4	.000	2-2	1.000	1	3	4	0.8	3	0	0	2	0	0	2	0.4
Team											18	24	42					5				
Total		**16**	**3225**		**539-1012**	**.533**	**121-320**	**.378**	**232-341**	**.680**	**165**	**394**	**559**	**34.9**	**273**	**5**	**259**	**147**	**49**	**118**	**1431**	**89.4**
Opponents		**16**	**3225**		**443-950**	**.466**	**139-367**	**.379**	**191-262**	**.729**	**143**	**370**	**513**	**32.1**	**302**	**9**	**203**	**221**	**40**	**82**	**1216**	**76.0**

Team Statistics

	GONZ	OPP
Scoring	**1431**	**1216**
Points per game	89.4	76.0
Scoring margin	+13.4	-
Field goals-att	**539-1012**	**443-950**
Field goal pct	.533	.466
3 point fg-att	**121-320**	**139-367**
3-point FG pct	.378	.379
3-pt FG made per game	7.6	8.7
Free throws-att	**232-341**	**191-262**
Free throw pct	.680	.729
F-Throws made per game	14.5	11.9
Rebounds	**559**	**513**
Rebounds per game	34.9	32.1
Rebounding margin	+2.9	-
Assists	**259**	**203**
Assists per game	16.2	12.7
Turnovers	**147**	**221**
Turnovers per game	9.2	13.8
Turnover margin	+4.6	-
Assist/turnover ratio	1.8	0.9
Steals	**118**	**82**
Steals per game	7.4	5.1
Blocks	**49**	**40**
Blocks per game	3.1	2.5
Winning streak	**6**	**-**
Home win streak	5	-
Attendance	**48000**	**44753**
Home games-Avg/Game	8-6000	8-5594
Neutral site-Avg/Game	-	0-0

Team Results

Date	Opponent		Score	Att.
12/31/2022	Pepperdine	W	111-88	6000
01/05/2023	at San Francisco	W	77-75	3313
01/07/2023	at Santa Clara	W	81-76	4200
01/12/2023	at BYU	W	75-74	18987
01/14/2023	Portland	W	115-75	6000
01/19/2023	LMU (CA)	L	67-68	6000
01/21/2023	at Pacific	W	99-90	4376
01/28/2023	at Portland	W	82-67	4497
02/02/2023	Santa Clara	W	88-70	6000
02/04/2023	at Saint Mary's (CA)	Lot	70-78	3500
02/09/2023	San Francisco	W	99-81	6000
02/11/2023	BYU	W	88-81	6000
02/16/2023	at LMU (CA)	W	108-65	2772
02/18/2023	at Pepperdine	W	97-88	3108
02/23/2023	San Diego	W	97-72	6000
02/25/2023	Saint Mary's (CA)	W	77-68	6000

2022-23 Gonzaga Men's Basketball
Combined Team Statistics
All games

as of Mar 20, 2023

Game Records

Record	Overall	Home	Away	Neutral
ALL GAMES	30-5	15-1	7-2	8-2
CONFERENCE	14-2	7-1	7-1	0-0
NON-CONFERENCE	16-3	8-0	0-1	8-2

Score by Periods

Team	1st	2nd	OT	TOT
Gonzaga	1488	1557	9	3054
Opponents	1163	1377	17	2557

Team Box Score

No.	Player				Total		3-Point		F-Throw		Rebounds											
		GP-GS	MIN	AVG	FG-FGA	FG%	3FG-3FGA	3FG%	FT-FTA	FT%	OFF	DEF	TOT	AVG	PF	DQ	A	TO	BLK	STL	PTS	AVG
2	TIMME, Drew	35-35	1097:33	31.4	292-470	.621	3-23	.130	151-237	.637	87	169	256	7.3	77	1	111	89	34	23	738	21.1
0	STRAWTHER, Julian	35-35	1082:59	30.9	181-375	.483	77-182	.423	98-126	.778	26	189	215	6.1	76	1	47	53	16	31	537	15.3
22	WATSON, Anton	35-35	1017:31	29.1	160-263	.608	15-46	.326	62-108	.574	82	133	215	6.1	102	3	85	42	23	66	397	11.3
45	BOLTON, Rasir	35-35	930:21	26.6	125-282	.443	49-125	.392	67-85	.788	7	59	66	1.9	65	1	91	40	4	30	366	10.5
13	SMITH, Malachi	35-1	718:53	20.5	111-207	.536	43-85	.506	34-42	.810	28	98	126	3.6	35	0	48	27	1	33	299	8.5
11	HICKMAN, Nolan	35-34	989:44	28.3	107-246	.435	46-125	.368	26-32	.813	8	81	89	2.5	59	0	109	45	11	35	286	8.2
33	GREGG, Ben	34-0	403:14	11.9	63-124	.508	23-59	.390	30-39	.769	45	56	101	3.0	63	2	24	21	24	17	179	5.3
5	SALLIS, Hunter	35-0	580:22	16.6	57-123	.463	11-41	.268	30-38	.789	18	57	75	2.1	69	3	49	23	7	23	155	4.4
25	BROOKS, Colby	8-0	22:52	2.9	8-11	.727	1-2	.500	4-5	.800	2	6	8	1.0	2	0	0	3	0	2	21	2.6
15	REID, Efton	24-0	113:48	4.7	23-37	.622	0-3	.000	7-13	.538	10	16	26	1.1	27	1	2	14	2	3	53	2.2
55	HARRIS, Dominick	12-0	56:40	4.7	7-17	.412	3-10	.300	2-2	1.000	1	6	7	0.6	10	0	7	3	1	1	19	1.6
30	EAGLE, Abe	5-0	11:03	2.2	2-3	.667	0-0	.000	0-2	.000	0	1	1	0.2	1	0	1	0	0	0	4	0.8
Team											44	57	101					12				
Total		**35**	**7025**		**1136-2158**	**.526**	**271-701**	**.387**	**511-729**	**.701**	**358**	**928**	**1286**	**36.7**	**586**	**12**	**574**	**372**	**123**	**264**	**3054**	**87.3**
Opponents		**35**	**7025**		**935-2107**	**.444**	**288-828**	**.348**	**399-547**	**.729**	**314**	**783**	**1097**	**31.3**	**667**	**17**	**423**	**475**	**80**	**182**	**2557**	**73.1**

Team Statistics

	GONZ	OPP
Scoring	**3054**	**2557**
Points per game	87.3	73.1
Scoring margin	+14.2	-
Field goals-att	**1136-2158**	**935-2107**
Field goal pct	.526	.444
3 point fg-att	**271-701**	**288-828**
3-point FG pct	.387	.348
3-pt FG made per game	7.7	8.2
Free throws-att	**511-729**	**399-547**
Free throw pct	.701	.729
F-Throws made per game	14.6	11.4
Rebounds	**1286**	**1097**
Rebounds per game	36.7	31.3
Rebounding margin	+5.4	-
Assists	**574**	**423**
Assists per game	16.4	12.1
Turnovers	**372**	**475**
Turnovers per game	10.6	13.6
Turnover margin	+2.9	-
Assist/turnover ratio	1.5	0.9
Steals	**264**	**182**
Steals per game	7.5	5.2
Blocks	**123**	**80**
Blocks per game	3.5	2.3
Winning streak	**11**	**-**
Home win streak	6	-
Attendance	**102333**	**56066**
Home games-Avg/Game	16-6396	9-6230
Neutral site-Avg/Game	-	10-7666

Team Results

Date	Opponent		Score	Att.
11/07/2022	North Florida	W	104-63	6000
11/11/2022	vs Michigan St.	W	64-63	3572
11/16/2022	at Texas	L	74-93	11313
11/20/2022	Kentucky	W	88-72	12333
11/24/2022	vs Portland St.	W	102-78	4512
11/25/2022	vs Purdue	L	66-84	8090
11/27/2022	vs Xavier	W	88-84	2807
12/02/2022	vs Baylor	L	63-64	3448
12/05/2022	Kent St.	W	73-66	6000
12/09/2022	Washington	W	77-60	6000
12/12/2022	NIU	W	88-67	6000
12/17/2022	vs Alabama	W	100-90	15847
12/20/2022	Montana	W	85-75	6000
12/28/2022	Eastern Ore.	W	120-42	6000
12/31/2022	Pepperdine	W	111-88	6000
01/05/2023	at San Francisco	W	77-75	3313
01/07/2023	at Santa Clara	W	81-76	4200
01/12/2023	at BYU	W	75-74	18987
01/14/2023	Portland	W	115-75	6000
01/19/2023	LMU (CA)	L	67-68	6000
01/21/2023	at Pacific	W	99-90	4376
01/28/2023	at Portland	W	82-67	4497
02/02/2023	Santa Clara	W	88-70	6000
02/04/2023	at Saint Mary's (CA)	Lot	70-78	3500
02/09/2023	San Francisco	W	99-81	6000
02/11/2023	BYU	W	88-81	6000
02/16/2023	at LMU (CA)	W	108-65	2772
02/18/2023	at Pepperdine	W	97-88	3108
02/23/2023	San Diego	W	97-72	6000
02/25/2023	Saint Mary's (CA)	W	77-68	6000
03/01/2023	Chicago St.	W	104-65	6000
03/06/2023	vs San Francisco	W	84-73	0
03/07/2023	vs Saint Mary's (CA)	W	77-51	0
03/17/2023	vs Grand Canyon	W	82-70	19152
03/19/2023	vs TCU	W	84-81	19229



Julian Strawther
G | 6-7 | 205 | Jr.
Las Vegas, Nev.



Drew Timme
F | 6-10 | 235 | Jr.
Dallas, Texas



Kellen Mitchell
G | 6-7 | 205 | Fr.
Spring Lake, Mich.



Hunter Sallis
G | 6-5 | 180 | So.
Omaha, Neb.



Nolan Hickman
G | 6-2 | 180 | So.
Seattle, Wash.



Malachi Smith
G | 6-4 | 205 | RJr.
Belleville, Ill.



Efton Reid III
C | 7-0 | 240 | So.
Richmond, Va.



Kaden Perry
F | 6-9 | 230 | So.
Battle Ground, Wash.



Anton Watson
F | 6-8 | 225 | Sr.
Spokane, Wash.



Colby Brooks
F | 6-7 | 215 | RSo.
Los Angeles, Calif.



Abe Eagle
F | 6-9 | 225 | RSo.
Los Angeles, Calif.



Joe Few
G | 6-0 | 160 | So.
Spokane, Wash.



Ben Gregg
F | 6-10 | 225 | So.
Clackamas, Ore.



Braden Huff
F | 6-10 | 235 | Fr.
Glen Ellyn, Ill.



Rasir Bolton
G | 6-3 | 185 | Sr.
Petersburg, Va.



Dominick Harris
G | 6-3 | 185 | RSo.
Los Angeles, Calif.



Mark Few
Head Coach
24th Season



Brian Michaelson
Assistant Coach
10th Season



Roger Powell Jr.
Assistant Coach
Fourth Season



Stephen Gentry
Assistant Coach
Second Season



Jorge Sanz
Director of Operations
Fourth Season



Kurt Baumbauer
Video Coordinator
Second Season