Lady Vols



NCAA

2019 WOMEN'S

FIRST & SECOND ROUNDS

MARCH 23 & 25

XFINITY CENTER

COLLEGE PARK, MARYLAND

BROADCAST MEDIA SHEET / Previous game's starters indicated with orange numbers



0 RENNIA DAVIS

reh-NYE-uh

So. • F • 6-2 • Jacksonville, Fla./Ribault H.S.

	GP/GS	PPG	RPG	APG	SPG	FG%	FT%
18-19	30/29	14.7	7.7	1.4	1.3	.452	.876
Career	63/61	13.3	7.6	1.6	1.2	.467	.813

Career Highs Pts: 33 **Reb:** 14 **Asst:** 5 **Stl:** 4 **Min:** 40

- Named to the 2019 All-SEC Second Team by the coaches and media.
- Has the sixth-most career double-doubles by an active player in the SEC (17) and second-most by an underclassman.
- Earned SEC Player of the Week honors after posting back-to-back double-doubles against Auburn (15 pts/10 rbs) and Missouri (16 pts/11 rbs).
- Named to Coaches and Media Preseason All-SEC First Team, the Cheryl Miller Award Preseason Watch List, the John R. Wooden Preseason Watch List and the Women's Citizen Naismith Trophy Preseason Watch List.
- Named to the 2017-18 SEC All-Freshman Team.
- Tennessee's leading returner in scoring (12.0) and rebounding (7.6).



2 EVINA WESTBROOK

ee-VEE-na

So. • G • 6-0 • Salem, Ore./South Salem H.S.

	GP/GS	PPG	RPG	APG	SPG	FG%	FT%
18-19	30/30	15.2	3.6	5.1	1.6	.425	.724
Career	63/63	11.6	3.2	4.7	1.2	.410	.643

Career Highs Pts: 29 **Reb:** 8 **Asst:** 12 **Stl:** 7 **Min:** 42

- Was Tennessee's high-scorer in the SEC Tournament, averaging 19.5 ppg.
- Currently ranks third all-time by a Lady Vol sophomore with 5.1 apg, behind only Dawn Marsh (5.6) and Lea Henry (5.4).
- Is one of only four Lady Vols in the last decade to record ten 20+ games in a season.
- Has scored in double figures in 21 of 30 games this season and leads the team in scoring with an average of 15.1 ppg.
- Logged double-digit assists for the second time this season, dishing out 10 against Auburn while scoring nine points.
- Had four straight 20+ point performances leading up to ETSU, becoming the first Lady Vol to do so since Candace Parker (2007-08).
- Named to Coaches Preseason All-SEC Second Team, the 2019 Nancy Lieberman Award Preseason Watch List and the the Women's Citizen Naismith Trophy Preseason Watch List.



4 MIMI COLLINS

ME-ME

Fr. • F • 6-3 • Waldorf, MD./Paul VI Catholic H.S. (Fairfax, Va.)

	GP/GS	PPG	RPG	APG	SPG	FG%	FT%
18-19	31/3	5.2	3.5	0.3	0.3	.518	.679
Career	31/3	5.2	3.5	0.3	0.3	.518	.679

Career Highs Pts: 14 **Reb:** 10 **Blk:** 1 **Stl:** 3 **Min:** 25

- Is averaging 7.6 ppg. over the last five games, raising her season average to 5.2 ppg. Prior to the last five games she was averaging just 4.6 ppg.
- Has scored in double figures in seven games this season, five of which were against SEC opponents.
- Named SEC Freshman of the week after averaging 11.5 points and 3.0 rebounds while shooting 61.5 percent (8-13) from the field and 100 percent (2-2) from behind the arc against Vanderbilt and Ole Miss.
- Participated in the 2018 U18 National Team Trials & 2016 U17 World Championship Team Trials with USA Basketball.
- Averaged 17.6 ppg., 10 rebounds and four blocks per game as a senior.
- Ranked No. 9 overall and the No. 3 forward in the 2018 Prospectsnation.com Elite 150.
- McDonald's All-American (2018), Naismith Player of the Year Top-Five Finalist (2018), Naismith All-America First Team



5 KAMERA HARRIS

CAM-er-ruh

Jr. • C • 6-3 • Hampton, Ga./Dutchtown H.S.

	GP/GS	PPG	RPG	SPG	BPG	FG%	FT%
18-19	19/0	0.6	1.0	0.2	0.2	.267	.375
Career	36/0	0.7	1.1	0.1	0.2	.294	.357

Career Highs Pts: 4 **Reb:** 4 **Blk:** 1 **Asst:** 1 **Min:** 19

- Has appeared in 19 games this season, logging one or more rebounds in nine of those and scoring in six.
- Tied her career high of four boards against Murray State while dishing out an assist and scoring one point.
- Played nine minutes against Texas, tallying a rebound, a steal and a blocked shot.
- Saw action in 10 games as a sophomore, scoring in three of them and grabbing a carom in seven contests.
- Played 12 minutes against Alabama State, scoring two points and blocking a shot.
- Collected two rebounds in 13 minutes of action against South Dakota.
- Majoring in recreation and sport management.
- Set a national single-game prep record for blocked shots in 2014 with 28 vs. Veterans High School in the first round of the state tournament, eclipsing the previous record of 25 held by Brittney Griner.



10 MEME JACKSON

ME-ME

Sr. • G/F • 5-11 • Murfreesboro, Tenn./Blackman H.S.

	GP/GS	PPG	RPG	APG	SPG	FG%	FT%
18-19	29/25	10.9	3.0	2.3	1.6	.402	.829
Career	115/78	6.6	2.5	1.7	0.9	.374	.714

Career Highs Pts: 33 **Reb:** 10 **Asst:** 7 **Stl:** 6 **Min:** 42

- Shot 57.1 percent from behind the arc and 50.0 percent from the field in the SEC Tournament, averaging 11.0 ppg.
- Shot 83.3 percent from behind the arc (5-6) en route to a team-high 20 points at Ole Miss while adding six assists.
- Has made three or more treys in nine games this season and 4+ on five occasions.
- Led the team in assists (6) and steals (3) while scoring eight points against Kentucky.
- Knocked down five threes and was a perfect 6-of-6 from the line to finish with a team-high 27 points against Auburn.
- Hit a career-high seven treys against ETSU, tying for fourth-most in a single game by a Lady Vol.
- Went four of nine from behind the arc and nine of 11 from the free-throw line en route to a career-high 33 points against No. 12 Texas.
- Named to Junkanoo Jam All-Tournament Team along with teammate Rennia Davis.



11 KASIYAHNA KUSHKITUAH

CASS-ee-YAW-nuh kush-KITTA-wah

So. • C • 6-4 • Atlanta, Ga./St. Francis H.S.

	GP/GS	PPG	RPG	BPG	SPG	FG%	FT%
18-19	27/11	4.3	3.5	0.6	0.3	.500	.452
Career	43/11	3.4	2.7	0.5	0.2	.525	.386

Career Highs Pts: 14 **Reb:** 13 **Blk:** 3 **Stl:** 2 **Min:** 35

- Recorded a career-high 14 points and eight boards vs. LSU during the regular season, notching her first double-dig-it performance since leaving the lineup due to injury in late Nov. Had 10+ points in four of UT's first five games.
- Tallied SEC highs in points (7) and rebounds (6) at Alabama.
- Recorded the first double-double of her career against UAB with 13 points, 13 rebounds and two blocked shots.
- Saw action in 16 games as a freshman, scoring in six and grabbing a rebound in nine.
- McDonald's All-American and WBCA and Naismith Honorable Mention All-American in high school.
- God-uncle Shareef Abdur-Rahim, now retired, was a 2000 U.S. Olympic gold medalist and 2002 NBA All-Star.
- Big fan of entertainer Beyoncé and earned the nickname Keyoncé for her love of the music star.



12 RAE BURRELL

burr-ELL

Fr. • G/F • 6-1 • Las Vegas, Nev./Liberty H.S.

	GP/GS	PPG	RPG	APG	SPG	FG%	FT%
18-19	31/0	3.7	2.8	0.4	0.2	.317	.568
Career	31/0	3.7	2.8	0.4	0.2	.317	.568

Career Highs Pts: 14 **Reb:** 8 **Asst:** 2 **Stl:** 1 **Min:** 32

- Blocked two shots vs. Mississippi State in SEC Tourney while adding four points and three boards.
- Logged seven points, four rebounds and a steal in 20 minutes against South Carolina.
- Set new SEC highs of 12 points, seven rebounds and 32 minutes played against Alabama.
- Ranked No. 43 overall and No. 8 wing in the 2018 HoopGurlz espnW Top 100.
- McDonald's All-American Game nominee (2018)
- Averaged 14.9 ppg., 7.9 rpg., 2.5 spg., 2.5 apg. and 1.0 bpg. as a senior.
- Mom (Ann) played basketball at the University of Nevada, Reno, where she averaged 10.6 rebounds per game one season and yanked down a school record 25 in a single game.
- Dad was a track & field All-American in the long jump at Nevada-Reno.



13 JAZMINE MASSENGILL

Fr. • G • 6-0 • Chattanooga, Tenn./Hamilton Heights Christian Academy

	GP/GS	PPG	RPG	APG	SPG	FG%	FT%
18-19	31/1	3.4	3.4	1.4	0.9	.339	.536
Career	31/1	3.4	3.4	1.4	0.9	.339	.536

Career Highs Pts: 12 **Reb:** 9 **Asst:** 8 **Stl:** 4 **Min:** 30

- Contributed seven points, three rebounds and a blocked shot at home vs. Vanderbilt.
- Scored a career-high 12 points against LSU during the regular season, going 6-of-6 from the charity stripe in the final two minutes to help UT seal the victory.
- Participated in the 2018 USA Basketball U18 National Team Trials.
- Ranked No. 11 overall and the No. 3 point guard in the 2018 Prospectsnation.com Elite 150.
- Ranked No. 25 overall and the No. 6 point guard in the HoopGurlz espnW Top 100.
- McDonald's All-American (2018) NACA Sports First-Team All-American (2018), NACA All-Tournament Team (2015, 2016, 2018), MaxPreps Third-Team All-American (2018), Played in Jordan Brand Classic (2018).



14 ZAAY GREEN

ZAY

Fr. • G • 6-0 • Duncanville, Texas/Duncanville H.S.

	GP/GS	PPG	RPG	APG	SPG	FG%	FT%
18-19	31/25	9.8	4.1	2.3	1.0	.393	.692
Career	31/25	9.8	4.1	2.3	1.0	.393	.692

Career Highs Pts: 25 **Reb:** 11 **Asst:** 7 **Stl:** 5 **Min:** 37

- Named to the 2019 SEC All-Freshman Team.
- Tied with Cheridene Green as UT's third highest scorer in SEC play, averaging 10.3 ppg in conference games.
- Has been named SEC Freshman of the Week twice this season.
- Recorded her first career double-double with 14 points and 11 rebounds against Alabama, setting new SEC and career highs, respectively.
- Participated in the 2018 U18 National Team Trials & 2016 U17 World Championship Team Trials with USA Basketball.
- Ranked No. 10 overall and the No. 2 guard in the HoopGurlz espnW Top 100.
- McDonald's All-American (2018) & Naismith All-America Third-Team (2018).
- Played at Duncanville (Texas) H.S., the same alma mater as Lady Vol legend Tamika Catchings.



15 CHERIDENE GREEN

SHARE-ih-dean

Sr. • F • 6-3 • London, England/ASA College

	GP/GS	PPG	RPG	BPG	SPG	FG%	FT%
18-19	31/31	9.1	7.6	0.5	1.0	.549	.670
Career	64/31	6.5	5.6	0.5	0.9	.549	.667

Career Highs Pts: 20 **Reb:** 15 **Asst:** 4 **Blk:** 3 **Min:** 25

- Is the only player on UT's roster to start every game this season.
- Recorded 10+ rebounds in eight of 16 SEC games, averaging 10.3 ppg and 8.8 rpg in league play.
- Poured in a career-high 20 points while snagging eight rebounds on Senior Day against Vanderbilt.
- Notched her eighth career double-double at Texas A&M with 11 points and 12 rebounds.
- Posted her fifth double-double of the season against Auburn at home with a season-high 16 points and 11 rebounds.
- Recorded her fourth double-double of the season against Florida with 15 points and 10 rebounds.
- Set new career highs in rebounds (15) and assists (4) against Kentucky while adding eight points.
- Saw action in every game during the 2017-18 season, scoring in double figures five times and pulling down double-digit rebounds in three games.



21 LOU BROWN

RS-Sr. • F • 6-3 • Melbourne, Australia/Washington St.

	GP/GS	PPG	RPG	APG	SPG	FG%	FT%
18-19	--	--	--	--	--	--	--
*Career	123/89	11.4	5.7	1.7	1.1	.363	.781

***Career Highs Pts:** 16 **Reb:** 16 **Asst:** 6 **Stl:** 4 **Min:** 32

**at Washington State University*

- Sitting out this season to rehab an ACL injury suffered during preseason practice in October.
- Brought maturity to the team and will still provide leadership from the bench in 2018-19.
- Started 71 of 95 games during her career at Washington State.
- Averaged 5.6 points, 5.6 rebounds in Pullman, including 6.4 and 6.0 as a redshirt junior.
- Tallied 529 points, 167 rebounds, 106 assists, 88 steals and 66 blocks as a Cougar.
- Hit 80 three-pointers in 245 attempts for 32.7 percent, including 29 treys in 2017-18.
- Is Tennessee's second-ever international player (Cheridene Green), second graduate transfer (Schaquilla Nunn) and first Lady Vol from Australia.



2019 NCAA CHAMPIONSHIP GUIDE

TABLE OF CONTENTS

GAME NOTES
- Game Set-Up
- Tennessee Game Notes
- Last Time / Superlatives
- Holly Warlick Bio

PLAYER BIOS & STATS
- Lou Brown
- Rae Burrell
- Mimi Collins
- Rennia Davis
- Cheridene Green
- Zaay Green
- Kamera Harris
- Meme Jackson
- Kasiyahna Kushkituah
- Jazmine Massengill
- Evina Westbrook

SEASON STATISTICS
- Season Statistics
- SEC Statistics
- SEC Tournament Statistics
- vs. NCAA Tournament Teams
- Comparison Report
- Points, Rebounds, Assists
- Category Leaders
- Highs and Lows
- Game-By-Game Boxes

NCAA HISTORY
- Returnee NCAA Stats
- UT Tourney Statistics
- UT Tourney Records
- Opp. Tourney Records
- UT In The Postseason
- UT Accomplishments
- UT Won-Lost Records
- Year-By-Year Results
- Seeds Through The Years

SCHOOL RECORDS
- UT Ind. & Team Records
- Opponent Records
- Year-By-Year Leaders
- Single Game Records
- Single Season Records
- Career Records
- Records by Class
- Season Averages
- Season Breakdowns
- Overtime History

CONTACT

2018-19 LADY VOL BASKETBALL MEDIA RELATIONS CONTACTS

Eric Trainer | Associate Director of Media Relations | **Cell** 865-603-2916 | **Email** etrainer@utk.edu
Kimberly Hood | Assistant Director of Media Relations | **Cell** 423-552-5617 | **Email** khood3@utk.edu

2019 WOMEN'S FIRST & SECOND ROUNDS

TENNESSEE WOMEN'S BASKETBALL



18 NCAA FINAL FOURS | 8 NCAA CHAMPIONSHIPS | 35 COMBINED SEC CHAMPIONSHIPS | 21 WBCA ALL-AMERICANS | 47 WNBA PLAYERS | 14 OLYMPIANS | 12 WBHOF INDUCTEES | GAME 32

THE MATCHUP

NO. 11 SEED TENNESSEE LADY VOLS
19-12 | 7-9 SEC

Head Coach: Holly Warlick
Record at Tennessee: 172-66 (.723) / 7th year
Career Record: 172-66 (.723) / 7th year
Last Game: L vs. #5/5 Miss. State, 68-83, on March 8

VS

NO. 6 SEED UCLA BRUINS
20-12 | 12-6 Pac-12

Head Coach: Cori Close
Record at UCLA: 170-98 (.634) / 8th year
Career Record: 170-98 (.634) / 8th year
Last Game: L vs. #6/6 Oregon, 83-88 (OT) on March 9

TENNESSEE VS. UCLA - MARCH 23, 2019 | APPROX. 1 P.M. ET | XFINITY CENTER | COLLEGE PARK, MARYLAND

UTSPORTS.COM

BROADCAST INFORMATION

TV/ONLINE | ESPN2
Roy Philpott (PxP)
Brooke Weisbrod (Analyst)

RADIO | LADY VOL NETWORK
Mickey Dearstone (PxP)

MOBILE/ONLINE
UTsports.com - Free audio stream only
WatchESPN.com - Video for registered cable subscribers

UCLABRUINS.COM

PROBABLE STARTERS (BASED ON LAST GAME)

Tennessee			Ht.	Yr.	Hometown	PPG	RPG	Other
F	15	Cheridene Green	6-3	R-Sr.	London, England	9.1	7.6	55% FG
F	0	Rennia Davis	6-2	So.	Jacksonville, Fla.	14.7	7.7	88% FT
F	4	Mimi Collins	6-3	Fr.	Waldorf, Md.	5.2	3.5	52% FG
G/F	10	Meme Jackson	5-11	Sr.	Murfreesboro, Tenn.	10.9	3.0	52 3FGs
G	2	Evina Westbrook	6-0	So.	Salem, Ore.	15.2	3.6	5.1 APG

UCLA			Ht.	Yr.	Hometown	PPG	RPG	Other
F	11	Lajahna Drummer	6-1	R-Sr.	Inglewood, Calif.	9.1	8.6	39% FG
F	21	Michaela Onyenwere	6-0	So.	Aurora, Colo.	18.2	8.1	82% FT
G	4	Lindsey Corsaro	6-1	R-Fr.	Indianapolis, Ind.	7.0	4.4	34 3FGs
G	22	Kennedy Burke	6-1	Sr.	Northridge, Calif.	15.2	6.0	50% FG
G	24	Japreece Dean	5-6	Sr.	Austin, Texas	13.8	3.3	50 3FGs

KEY STORYLINES

LADY VOL NOTABLES

- **DISHIN' & SWISHIN':** Evina Westbrook leads Tennessee with 154 assists in 2018-19, has the No. 8 single season average in school history (5.1 apg.) and is currently No. 3 for a career (4.7 apg.). She also is tops on the team with a 15.2 scoring average that ranks No. 5 all-time by a UT sophomore.
- **DYNAMIC DAVIS:** Rennia Davis has scored in double figures a team-high 25 times. She is second on the team in scoring with a 14.7 average that is No. 7 all-time by a Lady Vol sophomore, and her 7.7 rebound avg. stands No. 9 by a UT sophomore. Her .876 FT pct. leads the SEC, ties for eighth best all-time by a Lady Vol and is No 22 in the NCAA.
- **M3M3 FOR THR33:** Meme Jackson has hit 52 threes this season to lead the team for the second straight season. Jackson enters the NCAA Tourney 19 away from breaking into the UT season top 10.
- **GOING GREEN:** Cheridene Green is averaging 12.0 ppg. and 7.8 rpg. the past four games, shooting 68 percent from the field during that span.

BIG ORANGE NUGGETS

- **COMMITMENT TO REBOUNDING:** UT has won the rebounding battle in 26 of 31 games, including vs. 16 of 18 SEC opponents (MSU, VU). UT ranks No. 1 in the SEC and No. 12 nationally in rebounds per game (43.06) and No. 10 nationally in offensive boards per contest (16.0).
- **TAKE & MAKE GOOD SHOTS:** UT has been more patient in seeking good shots lately, and the results are showing. The Lady Vols are hitting .487 from the field (109-224) the past four games.
- **HEATING UP FROM THE ARC:** The Lady Vols have been much more effective from long range during the last four games as well, firing at a .480 (45-61) clip on three-pointers.
- **GETTING BACK ON D:** Tennessee has allowed 6.2 points per game in 2018-19 to opponents on fast breaks. Over the past three games, UT has allowed only two points total.
- **SECOND CHANCES:** UT has won the second-chance points battle in 22 of 31 games this season (14.0-9.8 avg.).

DID YOU KNOW?

- **WINNINGEST PROGRAM:** The Lady Vols have the most all-time wins by a women's basketball program in NCAA Division I history, standing at 1,363-332 through the SEC Tournament.
- **THE ONLY TEAM IN ALL 38:** UT is the only program to compete in all 38 NCAA Tournaments since they were first held for women in 1982.
- **MOST TOURNEY GAMES:** The Lady Vols have played in the most NCAA Tournament games by a women's program. This will be the 155th.
- **MOST NCAA VICTORIES:** Tennessee has secured the most NCAA Tournament victories, entering the 2019 championship with 125 total wins.
- **IN ELITE COMPANY:** Only three schools have reached the Elite Eight more than UT (three times) the past six years (UConn 6, N.D. 5, Baylor 4).
- **100 PERCENT GRAD. RATE:** Every Lady Vol who has completed her eligibility at UT (136) has gotten a degree and earned the right to sign the "Graduation Pole" in the locker room.

2018-19 SCHEDULE

RECORD	19-12
SEC	7-9
NON-CONFERENCE	12-3
HOME	10-7
AWAY	6-4
NEUTRAL	3-1

DATE	OPPONENT (TV/ONLINE)	TIME/RESULT
N5	Carson-Newman [Exhib.] (SECN+)	W, 128-59
N11	Presbyterian (SECN+)	W, 97-49
N14	UNC Asheville (SECN+)	W, 73-46
N18	Florida A&M (SECN+)	W, 96-31
JUNKANOO JAM (BIMINI, BAHAMAS)		
N22	vs. Clemson (FloHoops.com)	W, 78-66
N24	vs. UAB (FloHoops.com)	W, 73-69 (OT)
D2	@NR/RV Okla. St.--SEC/Big 12 Challenge (FS1)	W, 76-63
D5	Stetson (SECN+)	W, 65-55
D9	@#12/12 Texas (ESPN2)	W, 88-82
D18	#8/9 Stanford (SEC Network)	L, 85-95
D21	East Tennessee State (SECN+)	W, 80-61
D28	Murray State (SECN+)	W, 98-77
D30	Belmont (SECN+)	W, 84-76
J3	@Auburn* (SECN+)	W, 78-69
J6	Missouri* (ESPN2)	L, 64-66
J10	#16/16 Kentucky* (SEC Network)	L, 71-73
J13	@Georgia* (ESPN)	L, 62-66
J17	@Alabama* (SEC Network)	L, 65-86
J21	Arkansas*--We Back Pat (SEC Network)	L, 79-80
J24	#1/1 Notre Dame --We Back Pat (ESPN)	L, 62-77
J27	LSU*--Live Pink, Bleed Orange (SEC Network)	W, 74-65
J31	Florida* (SECN+)	W, 67-50
F3	@Vanderbilt* (ESPN2)	W, 82-65
F10	@#6/6 Mississippi State* (ESPN)	L, 63-91
F14	Auburn* (SECN+)	W, 73-62
F17	@RV/RV Missouri* (ESPN2)	W, 62-60
F21	@#21/22 Texas A&M* (SEC Network)	L, 79-62
F24	#13/13 South Carolina* (ESPN2)	L, 67-82
F28	Vanderbilt* (SEC Network)	L, 69-76
M3	@OleMiss* (SECN+)	W, 81-56
SEC TOURNAMENT (GREENVILLE, S.C.)		
M7	LSU (SEC Network)	W, 69-66
M8	#5/5 Mississippi State (SEC Network)	L, 68-83
NCAA FIRST & SECOND ROUNDS (COLLEGE PARK, MD.)		
M23	#20/24 UCLA (ESPN2)	1 p.m.
NCAA REGIONAL (ALBANY)		
M29-A1	TBD	TBD
NCAA FINAL FOUR (TAMPA, FLA.)		
A5&7	TBD	TBD

Schedule Key
- SECN+ games are online broadcasts and are available only on WatchESPN via computers, smartphones and tablets.
^ Denotes all of the games included in the ESPN package (ESPN, ESPN2, ESPNU) and the SEC Network will be available through WatchESPN, accessible online at WatchESPN.com, on smartphones and tablets via the WatchESPN app.
* Southeastern Conference Game

All Times Eastern

NCAA 2019 WOMEN'S FIRST & SECOND ROUNDS

QUICK FACTS

THE BASICS

Location: Knoxville, Tenn.
Founded: 1794
Conference: Southeastern
Enrollment: 28,894
Colors: Orange & White
Nickname: Lady Volunteers
Mascot: Smokey
Band: Pride of the Southland
Interim President: Randy Boyd
Interim Chancellor: Wayne T. Davis
Faculty Representative: Dr. Donald Bruce
Director of Athletics: Phillip Fulmer
Senior Woman Administrator: Donna Thomas
WBB Administrator: Angie Boyd Keck
Athletic Department Phone: 865-974-1220
Ticket Office Phone: 1-800-332-VOLS (8657)

COURT FACTS

THOMPSON-BOLING ARENA / THE SUMMITT
Current Capacity: 21,678
Record in Arena: 452-45 (.909), 32nd season-
Largest Crowd: 24,653 vs. Connecticut (1/7/06)

MEDIA INFORMATION

CREDENTIALS

Outlets interested in obtaining credentials to cover Tennessee basketball home games must apply for credentials via Sports Systems:

www.sportssystems.com/clients/seccredentials/

Applications for single-game credentials should be submitted at least one week in advance of the game(s) one plans to cover.

COVERING PRACTICE

Only select Tennessee women's basketball practices are open to the media. Contact women's basketball SID Eric Trainer (etrainer@utk.edu) for dates and times. If you would like to cover an upcoming open practice session, please contact Trainer to learn the date of the next availability.

WEEKLY PRESS CONFERENCES

During SEC play, Holly Warlick will host weekly media press conferences in either the Ray and Lucy Hand Digital Studio or at the practice venue. Call the Media Relations Office (865-974-8173) for information.

PHOTOGRAPHER CREDENTIALS

Credentials will be issued only to accredited photographers or those individuals on special assignment. During regular season games, work area includes the floor area at both ends of the court and alongside the corners of the playing floor opposite the team benches. Special arrangements for strobes or catwalk access must be made through the UT Media Relations and Arena Management Offices no later than one week in advance of the game. UT's arena security policy requires that all photographers placing strobes will go through a screening process and must be accompanied by a UT police officer or representative when placing strobes.

WEARING THE "DC" PATCH

- Daedra Charles-Furlow, one of only six Lady Vols to have her jersey hung in the rafters of Thompson-Boling Arena, passed away in Detroit, Mich., on April 14, 2018, at the age of 49. Each UT player is wearing a "DC" patch on their shooting shirt this year to honor her legacy.
- Charles was a 1992 Olympian, a two-time All-American and All-SEC performer (1990 & 1991), 1991 Wade Trophy winner, 1991 SEC Female Athlete of the Year and Women's Basketball Hall of Fame inductee (2007).



Front Row (L-R): Rae Burrell, Zaay Green, Meme Jackson, Evina Westbrook, Jazmine Massengill.
Back Row(L-R): Lou Brown, Kamera Harris, Kasiyahna Kushkituah, Cheridene Green, Mimi Collins, Rennia Davis.

2018-19 ROSTER & CLASSROOM NOTES

No.	Name	Ht.	Pos.	Yr.	Hometown | Previous School(s)
0	Rennia Davis	6-2	G/F	SO	Jacksonville, Fla. | Ribault H.S.
Note: Majoring in hotel, restaurant and tourism management....Interested in owning a restaurant some day...Earned associate's degree from Florida State College while in high school.					
2	Evina Westbrook	6-0	G	SO	Salem, Ore. | South Salem H.S.
Note: Majoring in journalism and electronic media...Interested in a career in sports broadcasting or with a major sports apparel/shoe company.					
4	Mimi Collins	6-3	F	FR	Waldorf, Md. | Paul VI Catholic H.S. (Fairfax, Va.)
Note: Majoring in public relations.					
5	Kamera Harris	6-3	C	JR	Hampton, Ga. | Dutchtown H.S.
Note: Majoring in recreation and sport management with anticipated graduation in summer 2019...Named to 2016-17 SEC First-Year Academic Honor Roll.					
10	Meme Jackson	5-11	G/F	SR	Murfreesboro, Tenn. | Blackman H.S.
Note: Due to graduate in spring 2019 with a degree in communication studies.					
11	Kasiyahna Kushkituah	6-4	C	SO	Atlanta, Ga. | St. Francis H.S.
Note: Majoring in hotel, restaurant and tourism management.					
12	Rae Burrell	6-1	G/F	FR	Las Vegas, Nev. | Liberty H.S.
Note: Currently pursuing the university exploratory track of study at UT.					
13	Jazmine Massengill	6-0	G	FR	Chattanooga, Tenn. | Hamilton Heights Christian Academy
Note: Majoring in communication studies.					
14	Zaay Green	6-0	G	FR	Duncanville, Texas | Duncanville H.S.
Note: Currently pursuing exploratory track in the college of education, health and human sciences.					
15	Cheridene Green	6-3	F	R-SR	London, Eng. | Beckenham Acad. 6th Form | ASA College
Note: Summer 2018 graduate with a degree in communication studies.					
21	Lou Brown	6-3	F	R-SR	Melbourne, Australia | Aust. Inst. of Sport | Wash St.
Note: Graduated from Washington State with a degree in sport management in May 2018...Pursuing a master's degree at Tennessee in communication and information with anticipated graduation in winter 2019.					

STAFF

Head Coach: Holly Warlick
Record at Tennessee: 172-66 (7th Year)
Overall Record : 172-66 (7th Year)
Assistant Coach: Dean Lockwood
Assistant Coach: Sharrona Reaves
Assistant Coach: Bridgette Gordon
Director of Basketball Operations: Michael Beaumont
Assistant to the Head Coach: Janet McGee
Dir. of Recruiting Ops./Player Personnel: Heather Ervin
Video Coordinator: Alex Varlan
Graduate Assistant: Nicky Anosike
Assoc. Strength & Conditioning Coach: Lee Taylor
Assoc. Director of Sports Medicine: Jenna Kennedy

PRONUNCIATION GUIDE

Cheridene Green	SHARE-ih-dean
Evina Westbrook	ee-VEE-na
Kamera Harris	CAM-er-ruh
Kasiyahna "Kasi" Kushkituah	CASS-ee-YAW-nuh "CASS-ee" kush-KITTA-wah
Meme Jackson	ME-ME
Mimi Collins	ME-ME
Nicky **Anosike**	ANN-oh-SICK-ee
Sharrona Reaves	sha-RON-uh
Rennia Davis	reh-NYE-uh
Zaay Green	ZAY

TENNESSEE BASKETBALL MEDIA RELATIONS

ERIC TRAINER
Associate Media Relations Director
Cell: 865-603-2916
Email: etrainer@utk.edu
Twitter: @UTSpaceWrangler

KIMBERLY HOOD
Assistant Media Relations Director
Cell: 423-552-5617
Email: khood3@utk.edu
Twitter: @allinhoodtime

MEDIA RELATIONS INFORMATION
Location: Anderson Training Center, Ground Level
Phone: (865) 974-1212
Fax: (865) 974-9496
Mailing Address: P.O. Box 15016 Knoxville, TN 37901
Shipping Address: 1551 Lake Loudoun Blvd.,
Anderson Training Center, Knoxville, TN 37996-3110
Thompson-Boling Arena Press Row: (865) 974-0110
Arena Ticket Office: (865) 656-HOOP

BY THE NUMBERS

127 Senior Meme Jackson has hit 127 three-pointers in her career. She needs six more to tie Sidney Spencer (133) for 10th in a career at UT.

154 Sophomore Evina Westbrook has 154 assists and needs just four to tie Ariel Massengale and Lea Henry (158) for ninth on UT's season list.

.876 Sophomore Rennia Davis has hit .876 percent (78-89) on free throws in 2018-19 and currently ties Jaime Nared for eighth on UT's season list.

TEAM NOTES

TENNESSEE VS. #20/24 UCLA

- The Lady Vols remain perfect in NCAA Tournament participation, earning their 38th straight invitation to the "Big Dance." They are the only school to appear in every women's tourney.
- The Lady Vols (19-12, 7-9 SEC) are the No. 11 seed in the Albany Region and will meet No. 6 seed UCLA (20-12, 12-6 Pac-12) at College Park, Md., on Saturday in the first round of the 2019 NCAA Tournament.
- Tip-off is slated for approximately 1 p.m. ET at the XFINITY Center on the University of Maryland campus. The game will be televised by ESPN2 and carried by the Lady Vol Radio Network.
- In the other first round game in College Park, No. 3 seed Maryland (28-4) will meet No. 14 seed Radford (26-6) at 11 a.m. ET on Saturday.
- The winner of those games will advance to the second round and play in College Park on Monday. Tip time and TV info. are to be determined.
- The Lady Vols enter the NCAA Tournament having won two of their past three and seven of their last 12.
- In the SEC Tournament at Greenville, S.C., on March 7 and 8, they defeated LSU, 68-66, in the second round and then fell in the quarterfinals to eventual champion No. 5/5 Mississippi State, 83-68.
- The No. 20/24-ranked Bruins, meanwhile, are 5-3 in their last eight games and are coming off an overtime loss to No. 6/6 Oregon, 88-83, on March 9.
- This marks the 20th meeting between these schools but first in NCAA Tournament play. See more series info. on page five.
- This marks UT's sixth game in College Park but its first NCAA appearance in the state of Maryland.
- It is Tennessee's initial visit to the XFINITY Center.
- UT is 3-1 vs. Maryland and 1-0 vs. George Washington in games played in College Park.
- Lady Vol freshman Mimi Collins hails from Waldorf, Md., and attended high school at Paul VI Catholic in Fairfax, Va.
- In games played on March 23, the Lady Vols are 10-0.
- This marks UT's latest-on-the-calendar NCAA First Round game since 2013, when UT hosted Oral Roberts in an opening round contest on March 23.

BROADCAST INFORMATION

- Roy Philpott (play-by-play) and Brooke Weisbrod (analyst) will have the call for ESPN2.
- Mickey Dearstone is behind the microphone for IMG College/Lady Vol Network radio/online broadcasts for the 20th season. A link to the live audio stream can be found on each game's Hoops Central page or the Lady Vol schedule on UTSports.com.
- Air time for games on the Lady Vol Radio Network generally occurs 30 minutes prior to tip-off.

UT'S NCAA TOURNEY HISTORY

- As mentioned, the Lady Vols are making their 38th appearance in the NCAA Women's Basketball Championship, and UT is the only program to appear in all 38 tournaments.
- Tennessee was an at-large qualifier for the tourney field, finishing eighth in the Southeastern Conference regular season and bowing out in the quarterfinal round of the league tourney to No. 5/5 Mississippi State, the eventual champion.
- UT earned a No. 11 seed for the first time.
- No. 11 NCAA women's seeds have an all-time record of 37-79 in first-round play.
- The Lady Vols are 125-29 in NCAA Tournament play, and they rank first in games played (154) and victories (125) in NCAA tourney history.
- Tennessee is second behind UConn in winning percentage at .812 in tourney play.
- UT is 13-6 in NCAA play under Holly Warlick.
- UT has advanced to the NCAA regional round on 34 occasions, posting a 28-6 record in the Sweet 16.
- The only seasons UT did not make the regional level were 2009, 2017 and 2018. UT lost its opening round contest as a No. 5 seed to No. 12 Ball State in Bowling Green, Ky., in 2009. No. 5 seed UT lost its second-round game at No. 4 seed Louisville in 2017. No. 3 seed UT lost its second-round game to No. 6 seed Oregon State in Knoxville in 2018.
- UT has made the Elite Eight 28 times and in three of the past six seasons, posting an 18-10 record in that round.
- The Lady Vols have seen their season ended in the regional championship game in five of the past eight years (2011, 2012, 2013, 2015, 2016).
- UT has advanced to 18 NCAA Final Fours and won eight of them (1987, 1989, 1991, 1996, 1997, 1998, 2007, 2008), ranking second to UConn.
- Tennessee has finished second in the nation five times and third on five more occasions.
- Tennessee's First/Opening Round opponents through the years have included: Jackson St. (1982), South Carolina St. (1983), Middle Tennessee State (1984), Virginia (1985), Iowa (1986), Tennessee Tech (1987), North Carolina A&T (1994), Florida A&M (1995), Radford (1996), Grambling (1997), Liberty (1998, 2018), Appalachian St. (1999), Furman (2000), Austin Peay (2001 & 2010), Georgia State (2002), Alabama State (2003), Colgate (2004), Western Carolina (2005), Army (2006), Drake (2007), Oral Roberts (2008 & 2013), Ball State (2009), Stetson (2011), UT Martin (2012), Northwestern State (2014), Boise State (2015), Green Bay (2016), Dayton (2017), UCLA (2019).
- All told, UT has played 87 different opponents during all rounds of the NCAA tournament, including UCLA on Saturday.

UT IN THE FIRST & SECOND ROUNDS

- Tennessee is making its 38th appearance in the NCAA First/Second Rounds, and it owns a 58-3 record during those games.
- The Lady Vols are 30-1 all-time in the NCAA First Round and 28-2 in the NCAA Second Round.
- The only blemishes are a first-round loss to Ball State, 71-55, in Bowling Green, Ky., on March 22, 2009, a second-round setback to Louisville, 75-64, in Louisville, Ky. on March 20, 2017, and a second-round loss to Oregon State, 66-59, in Knoxville, on March 18, 2018.
- In NCAA First/Second Round play, Tennessee is 45-1 at home, 4-1 away and 9-1 at neutral sites.
- The breakdown for that is 23-0 home/0-0 away/7-1 neutral for the first round and 22-1 home/4-1 away/2-0 neutral for the second round.
- Under Holly Warlick, UT is 6-0 in NCAA First Round games (4-0 at home/2-0 at neutral sites).
- She is 4-2 in NCAA Second Round tilts (3-1 at home/1-1 away).

UT VS. THE NCAA FIELD

- Tennessee has played 14 games vs. 11 different teams in the 2019 NCAA Tournament field.
- The Lady Vols are 6-8 vs. those opponents.
- Holly Warlick's squad has a victory over one conference regular season and/or tourney champ.
- UT beat the Ohio Valley regular-season and tourney champ Belmont (Dec. 30 in Knoxville).

2018-19 STORYLINES

Youth Is Served
- 7 of 10 active players are fresh. or sophs.
- 4 freshmen, 3 sophomores

New Blood/Good Chemistry
- 5 of 11 players are new to the program
- Despite turnover, chemistry has been good

Tall Team
- 10 of 11 players on roster are 6-0 or taller
- Only third time UT has had 10+ at least 6-0

Sophomores Are Stats Leaders
- E. Westbrook (15.2 ppg., 3.6 apg., 5.1 rpg.)
- R. Davis (14.7 ppg/7.7 rpg.)

Recruiting Swagger Is Back
- UT has signed the No. 1, No. 4 and No. 8 recruiting classes in 2017, 2018 and 2019.

Lou Brown Injury Was A Big Blow
- Grad. trans. was expected to play key role
- Great attitude/still looked to for leadership

Three Lady Vol Alums On Roster Help Set Level Of Expectation For Players
- Holly Warlick, Bridgette Gordon and Nicky Anosike have been part of many title teams

Brand New Locker Room
- Lady Vols have incredible new locker room
- Spent last season in visiting dressing room

Everyone Is Accountable
- Players like feedback from one another
- Freshmen not afraid to call out a senior

And The Beat Goes On...
- UT loses two All-SEC players & SEC 6th Woman of the Year & rises in preseason polls

Can't Fill Her Shoes With One Player
- UT has used K. Kushkituah, C. Green, M. Collins & K. Harris to replace Mercedes Russell

Who's Going To Hit Three-Balls?
- M. Jackson (50), Westbrook (27), Davis (25) returned. Four freshmen look to help.

SEC PRESEASON POLLS

MEDIA	SEC COACHES
1. Mississippi State	1. Mississippi State
2. South Carolina	2. South Carolina
3. Tennessee	3. Georgia
4. Georgia	**4. Tennessee**
5. Missouri	5. Missouri
6. Texas A&M	6. Texas A&M
7. Kentucky	7. Kentucky
8. Auburn	8. Auburn
9. LSU	9. LSU
10. Alabama	10. Alabama
11. Arkansas	11. Arkansas
12. Florida	12. Florida
13. Vanderbilt	13. Vanderbilt
14. Ole Miss	14. Ole Miss

- Tennessee was 3-2 vs. non-conference NCAA Tournament qualifiers this season, defeating Clemson, Texas and Belmont, while losing to Stanford and Notre Dame.
- The Big Orange had a 3-6 record vs. SEC teams that made the NCAA Tournament, defeating Auburn (twice) and Missouri, while losing to Missouri, Kentucky, Mississippi State (twice), Texas A&M and South Carolina.
- The SEC placed seven teams in the tournament, which was the second-most of any league, following the eight from the ACC.
- The SEC's teams going dancing in 2019 include Auburn, Kentucky, Mississippi State, Missouri, South Carolina, Tennessee and Texas A&M.

LADY VOL NCAA EXPERIENCE

- This is Holly Warlick's seventh NCAA Tournament as a head coach and her 34th as a member of the UT staff.
- Warlick is 13-6 in NCAA Tournament games as a head coach, leading UT to three Elite Eights in her first four seasons (2013, 2015, 2016).
- Six of Tennessee's 10 active players possess NCAA Tournament experience as the 2019 Big Dance begins, but they have a combined total of 15 games' duty and six starts. That compared to 30 and 12 for last year's team entering the fray.
- Meme Jackson has played in seven NCAA Tournament games, while Rennia Davis, Cheridene Green and Evina Westbrook have seen action in two each, and Kamera Harris and Kasiyahna Kushkituah have appeared in one game apiece.
- UT has only six combined games started, with Davis, Jackson and Westbrook getting the nod vs. Liberty and Oregon State a year ago.
- Davis (18), Green (15), Westbrook (12) and Jackson (11) each have one career NCAA double-figure scoring game, coming vs. Liberty last season.
- For more info., please see the NCAA History section in this postseason guide.

RETURNING LADY VOL NCAA AVERAGES

NAME	GM/GS	PPG.	RPG.	APG.
Rennia Davis	2/2	12.5	11.0	1.5
Kasi Kushkituah	1/0	10.0	0.0	0.0
Evina Westbrook	2/2	8.0	2.5	4.5
Cheridene Green	2/0	7.5	6.5	0.0
Meme Jackson	7/2	3.7	1.0	0.9
Kamera Harris	1/0	2.0	1.0	0.0

RECAPPING THE 2018 NCAA TOURNEY

- No. 12/13-ranked Tennessee soared past Liberty in an NCAA First Round game, 100-60, as the No. 3 seed Lady Vols scored their highest point total in an NCAA Tourney contest since 2006 when they defeated Army, 102-54.
- Rennia Davis led UT (25-7) with 18 points and 11 rebounds, marking her ninth career double-double and tying her with Tamika Catchings for the fifth most double-doubles ever recorded by a UT freshman. Redshirt junior Cheridene Green also posted a double-double, the second of her career, with 15 points and 12 rebounds.
- No. 14 seed Liberty (24-10), which hadn't surrendered 100 points in a game since the Lady Vols defeated them 102-58 in the 1998 NCAA First Round, was led in scoring by Lela Sellers and Ola Makurat, each with 13 points.
- Senior center Mercedes Russell logged her 46th career double-double with 21 points and 14 rebounds to lead Tennessee, but it wasn't enough as the No. 12/13 Lady Vols (25-8) fell to No. 13/12 Oregon State (25-7) in the second round of the NCAA Women's Basketball Tournament.
- Freshman Anastasia Hayes also had a double-digit outing for the No. 3 seed Lady Vols, posting 10 points and four assists, while classmate Rennia Davis pulled down 11 rebounds.
- Oregon State, the No. 6 seed, was led in scoring by Mikayla Pivec with 18 points. Marie Gulich, Kat Tudor and Katie McWilliams also reached double figures for the Beavers with 14, 13 and 12, respectively, as OSU picked up its first win over UT in five tries and handed UT its first-ever home loss in the first or second rounds of the NCAA Tournament.

HISTORY WHILE WORKING OVERTIME

- Tennessee is 5-1 in overtime games during the NCAA Tournament, including 1-0 at home and 4-1 at neutral sites.
- UT is 1-0 in NCAA Tournament OT games under Holly Warlick, defeating Gonzaga at a "neutral" venue in the Zags' hometown in 2015.
- UT never has played an overtime frame in the NCAA First and Second Rounds.
- The last NCAA overtime game UT played was on March 28, 2015, when the Lady Vols came from 17-down with 6:43 to go in the fourth quarter to send the game to OT and upend Gonzaga, 73-69, in a Sweet 16 game played in the Bulldogs' hometown but in the city's Spokane Arena.
- The Lady Vols are 32-20 all-time in OT, including 6-5 at home, 13-11 on the road and 13-4 at neutral sites.
- Tennessee is 5-4 in OT games under Holly Warlick, including 1-0 at home, 1-4 on the road and 3-0 at neutral sites
- The Lady Vols played one overtime game this season, holding off UAB, 73-69 in OT, to claim a Junkanoo Division title at the 2018 Junkanoo Jam in Bimini.

WHAT BRACKETOLOGY PREDICTED...

- Charlie Creme's most recent Bracketology reports have consistently said the Lady Vols would be a No. 11 seed and play in College Park, Md.
- Creme did have them slotted in the Chicago Region instead of Albany, though.

NATIONAL POLLS

ASSOCIATED PRESS POLL

Updated: March 18

Rank	School	Record	Points
1	Baylor (28)	31-1	700
2	UConn	31-2	665
3	Notre Dame	30-3	648
4	Mississippi State	30-2	614
5	Louisville	29-3	579
6	Stanford	28-4	568
7	Oregon	29-4	531
8	Iowa	26-6	509
9	Maryland	28-4	456
10	NC State	26-5	450
11	Oregon State	24-7	376
12	Syracuse	24-8	324
13	Iowa State	25-8	312
14	Texas A&M	24-7	301
15	South Carolina	21-9	291
16	Gonzaga	28-4	284
17	Kentucky	24-7	261
18	Marquette	26-7	259
19	Miami	24-8	246
20	UCLA	20-12	131
21	Rice	28-3	103
22	Arizona State	20-10	100
23	Texas	23-9	82
24	DePaul	26-7	75
25	Florida State	23-8	67

Others receiving votes: Drake 54, South Dakota State 35, BYU 24, Florida Gulf Coast 14, Missouri 14, South Dakota 14, Kansas State 8, UCF 3, Quinnipiac 1, Wright State 1

USA TODAY COACHES' POLL

Updated: March 18

Rank	School	Record	Points
1.	Baylor (32)	31-1	800
2.	Connecticut	31-2	764
3.	Notre Dame	30-3	733
4.	Mississippi State	30-2	705
5.	Louisville	29-3	670
6.	Stanford	28-4	641
7.	Oregon	29-4	601
8.	Iowa	26-6	585
9.	Maryland	28-4	541
10.	North Carolina State	26-5	503
11.	Oregon State	24-7	442
12.	Syracuse	24-8	395
13.	Iowa State	25-8	369
14.	Gonzaga	28-4	332
15.	Miami (Fla.)	24-8	327
16.	Marquette	26-7	321
17.	Kentucky	24-7	294
18.	South Carolina	21-9	265
19.	Texas A&M	24-7	222
20.	Arizona State	20-10	191
21.	DePaul	26-7	176
22.	Florida State	23-8	148
23.	Rice	28-3	75
24.	UCLA	20-12	69
25.	Drake	27-6	67

Others receiving votes: Texas (23-9) 47; South Dakota State (26-6) 33; Missouri (23-10) 26; South Dakota (28-5) 25; Boise State (28-4) 19; Rutgers (22-9) 5; Central Florida (26-6) 4; Arkansas-Little Rock (21-10) 3; Florida Gulf Coast (28-4) 1; Michigan (21-11) 1.

TRACKING TENNESSEE IN THE POLLS

Wk	AP/Coach	Games	Record This Week
Pre:	#11/12	W-PC	1-0
N12/--	#12/12	W-UNCA, W-vs. FAMU	2-0
N19/20	#11/11	W-vs. Clemson, W-vs. UAB	2-0
N26/27	#11/11	W-@NR/RV Okla. State	1-0
D3/4	#9/9	W-vs. Stetson, W-@#12/12 Texas	2-0
D10/11	#9/9	Idle	----
D17/18	#9/8	L-vs. #8/9 Stanford, W-vs. ETSU	1-1
D24/24	#10/10	W-vs. Murray St., W-vs. Belmont	2-0
D31/31	#10/10	W-@Auburn, L-vs. Missouri	1-1
J7/8	#13/13	L-vs. #16/16 Kentucky, L-@Georgia	0-2
J14/15	#20/17	L-@Alabama	0-1
J21	RV/17	L-vs. Arkansas	0-1
J22	RV/RV	L-vs. #1/1 N.D., W-vs. LSU	1-1
J28/29	NR/NR	W-vs. Fla., W-@Vanderbilt	2-0
F4/5	NR/NR	L-@#6/6 Miss. State	0-1
F11/12	NR/NR	W-vs. Auburn, W-@RV/RV Missouri	2-0
F18/19	NR/NR	L-@#21/22 Tex. A&M, L-vs. #13/13 S.C.	0-2
F25/26	NR/NR	L-vs. Vanderbilt, W-@Ole Miss	1-1
M4/5	NR/NR	W-vs. LSU, L-vs. #5/5 Mississippi State	1-1
M11/12	NR/NR	Idle	----
M18/18	NR/NR	vs. #24/20 UCLA	----

LADY VOL GAME-BY-GAME STARTERS

OPPONENT	1	2	3	4	5
Presbyterian	F - C. Green	C - Kushkituah	G - Jackson	G - Z. Green	G - Westbrook
UNC Asheville	F - C. Green	F-Davis	C - Kushkituah	G - Jackson	G - Westbrook
Florida A&M	F - C. Green	F-Davis	C - Kushkituah	G - Jackson	G - Westbrook
Clemson	F - C. Green	F-Davis	C - Kushkituah	G - Jackson	G - Westbrook
UAB	F - C. Green	F-Davis	C - Kushkituah	G - Jackson	G - Westbrook
Oklahoma State	F - C. Green	F-Davis	G - Z. Green	G - Jackson	G - Westbrook
Stetson	F - C. Green	F-Davis	G - Z. Green	G - Jackson	G - Westbrook
Texas	F - C. Green	F-Davis	G - Z. Green	G - Jackson	G - Westbrook
Stanford	F - C. Green	F-Davis	G - Z. Green	G - Jackson	G - Westbrook
ETSU	F - C. Green	F-Davis	G - Z. Green	G - Jackson	G - Westbrook
Murray State	F - C. Green	F-Davis	G - Z. Green	G - Jackson	G - Westbrook
Belmont	F - C. Green	F-Davis	G - Z. Green	G - Jackson	G - Westbrook
Auburn	F - C. Green	F-Davis	G - Z. Green	G - Jackson	G - Westbrook
Missouri	F - C. Green	F-Davis	G - Z. Green	G - Jackson	G - Westbrook
Kentucky	F - C. Green	F-Davis	G - Z. Green	G - Jackson	G - Westbrook
Georgia	F - C. Green	F-Davis	G - Z. Green	G - Jackson	G - Westbrook
Alabama	F - C. Green	F-Davis	G - Z. Green	G - Jackson	G - Westbrook
Arkansas	F - C. Green	C - Kushkituah	G - Jackson	G - Z. Green	G - Westbrook
Notre Dame	F - C. Green	F - Davis	C - Kushkituah	G - Z. Green	G - Westbrook
LSU	F - C. Green	F - Davis	C - Kushkituah	G - Z. Green	G - Westbrook
Florida	F - C. Green	F - Davis	C - Kushkituah	G - Z. Green	G - Westbrook
Vanderbilt	F - C. Green	F - Davis	C - Kushkituah	G - Z. Green	G - Westbrook
Mississippi State	F - C. Green	F - Davis	C - Kushkituah	G - Z. Green	G - Massengill
Auburn	F - C. Green	F-Davis	G - Z. Green	G - Jackson	G - Westbrook
Missouri	F - C. Green	F-Davis	G - Z. Green	G - Jackson	G - Westbrook
Texas A&M	F - C. Green	F-Davis	G - Z. Green	G - Jackson	G - Westbrook
South Carolina	F - C. Green	F-Davis	G - Z. Green	G - Jackson	G - Westbrook
Vanderbilt	F - C. Green	F-Davis	G - Z. Green	G - Jackson	G - Westbrook
Ole Miss	F - C. Green	F - Collins	F-Davis	G - Jackson	G - Westbrook
LSU	F - C. Green	F - Collins	F-Davis	G - Jackson	G - Westbrook
Mississippi State	F - C. Green	F - Collins	F-Davis	G - Jackson	G - Westbrook
UCLA					

BREAKING IT DOWN

2018-19 TENNESSEE LINEUP COMBINATIONS

Gms.	Rec.	Lineup (F-F-C-G-G)
1, 18	1-1	C.Green-Kushkituah-Jackson-Z.Green-Westbrook
2-5	4-0	C.Green-Davis-Kushkituah-Jackson-Westbrook
6-17, 24-28	9-8	C.Green-Davis-Z.Green-Jackson-Westbrook
19-22	3-1	C.Green-Davis-Kushkituah-Z.Green-Westbrook
23	0-1	C.Green-Davis-Kushkituah-Z.Green-Massengill
29-31	2-1	C.Green-Collins-Davis-Jackson-Westbrook

OFFENSIVE OPPORTUNITIES

Tennessee shooting from the field (all games):
20%FG: N/A
30%FG: UAB, MIZ2 (.397), STET (.388), VAN1 (.382), UK (.379), TAMU (.375), UGA (.359), ND (.355), MIZ1 (.349), ALA (.338)
40%FG: LSU2 (.491), OSU (.485), FAMU (.481), PC & VAN2 (.474), MSST2 (.463), MSST1 (.455), TEX/ETSU (.450), UF (.448), CU/BEL/ARK (.441), AUB2 (.429), S.C. (.426), LSU (.422), UNCA (.419), STAN (.400)
50%FG: AUB1 (.540), UM (.518), MUR (.506)
60%FG: N/A

DEE -- FENSE

Opponents shooting from the field (all games):
10%FG: FAMU (.186)
20%FG: UF (.288)
30%FG: ETSU (.313), PC (.314), UGA (.342), AUB1 (.343) UNCA (.353), VAN1 (.357), ARK (.360), UM (.368), UAB (.369), OSU (.373)
40%FG: STET (.404), AUB2 (.415), MIZ2 (.418), MUR (.419), TEX (.424), MIZ1 (.449), BEL (.452), SC (.457), CU (.466), UK (.468), LSU (.469), LSU2 (.474), ND (.475), TAMU (.477)
50%FG: ALA (.500), MSST2 (.508), MSST1 (.522), VAN2 (.538), STAN (.550)

Leading at the Break (15): FAMU (+40), UNCA (+28), UM (+24), PC (+17), UGA, UF (+12), VAN1 (+9), LSU (+7), TEX (+5), VAN2 (+2) MIZ1 (+1)
Tied at the Break (2): CU, AUB1
Trailing at the Break (14): STET, S.C. (-16), UK, MSST2 (-11), STAN (-10), UAB, ARK (-9), LSU (-7), MSST1 (-6), TAMU (-5), AUB2 (-5), OSU (-3), ALA (-2), MIZ2 (-1)

A LOOK AT THE BRUINS

ABOUT UCLA

- The Bruins finished the regular season 20-12 and were 12-6 in the Pac-12, placing fourth.
- UCLA returned two starters and 10 total letter-winners from last year's team, which finished 27-8 overall and 14-4 (t3rd) in the Pac-12. That unit posted an NCAA Elite Eight finish.
- Returning starters included guard Kennedy Burke and forward Lajahna Drummer.
- Joining Burke (15.2 ppg., 6.0 rpg.) and Drummer (9.1 ppg., 8.6 rpg.) in UCLA's senior class is guard Japreece Dean (13.8 ppg., 4.9 apg.).
- Sophomore forward Michaela Onyenwere has emerged, leading the team at 18.2 ppg. and 8.1 rpg.
- The Bruins are coached by Cori Close, who is 170-98 in her eighth season as a head coach, all at UCLA. She has guided the program to five NCAA appearances during her tenure and one WNIT berth, winning a WNIT title in 2014-15.

UCLA'S LAST GAME

- The 25th-ranked UCLA women's basketball team took No. 6 Oregon wire-to-wire before the valiant effort came up short to the Ducks in overtime, 88-83, on March 9 at MGM Grand Arena in the semifinals of the Pac-12 Tournament in Las Vegas.
- Kennedy Burke collected her second double-double of the season, tallying a team-high 27 points and 10 rebounds to go along with three blocks and two steals.
- Japreece Dean flirted with a triple-double, posting 22 points, seven rebounds and seven assists. UCLA got another double-double from Michaela Onyenwere (17 points, 10 rebounds), her 12th of the season.

THE LAST TIME WE MET

- Meighan Simmons scored 18 points, Glory Johnson added 17 and No. 6 Tennessee made 18 of its first 20 shots in beating UCLA in Los Angeles, 85-64, on Dec. 17, 2011,
- Vicki Baugh had 14 points and 12 rebounds, Taber Spani added 14 points and Shekinna Stricklen scored 11 for the Lady Vols, who shot 36 of 52 (69.6 percent) from the floor -- not far off the school record of 72.1 percent against Old Dominion on Jan. 4, 1989.
- Rebekah Gardner scored 15 of her career-high 24 points in the first half for UCLA (5-4), and Thea Lemberger and Markel Walker added 11 points each for the Bruins.

COMMON FOES

- UT and UCLA share four common opponents this season. UT was 1-3, while UCLA was 2-3.
- UT beat Oklahoma St. (76-63) and fell to Georgia (66-62), Kentucky (73-71) and Stanford (95-85).
- UCLA beat Oklahoma State (71-59) and Georgia (80-69) and fell to Kentucky (75-74 OT), Stanford (86-80) and Stanford again (65-51).

UPCOMING OPPONENT

SERIES VS. UCLA
UT LEADS, 18-1

1/5/1979	5/4		H	W	88-74
3/25/1979	3/6		N25	W	104-86
12/13/1979	3/11		A	W	80-77
1/3/1981	7/8		H	L	62-65
12/13/1981	14/17		A	W	71-66
12/10/1983	7/nr		A	W	73-70
1/6/1985	nr/nr		H	W	72-57
12/15/1985	13/nr	15/nr	A	W	68-64
12/20/1986	1/nr	1/nr	H	W	81-58
12/13/1987	1/nr	1/nr	A	W	89-63
12/20/1988	1/nr	1/nr	H	W	82-50
12/17/1989	2/nr	2/nr	A	W	77-55
12/16/1990	10/nr	8/nr	H	W	113-86
12/21/1998	2/8	2/8	H	W	100-77
11/28/1999	5/4	5/4	A	W	88-77
11/16/2006	5/20	4/21	H	W	83-60
12/19/2007	1/nr	1/nr	A	W	82-70
11/28/2009	6/nr	5/nr	H	W	61-47
12/17/2011	6/nr	6/nr	A	W	85-64

UT-UCLA SERIES NOTES

- This marks the 20th meeting between the Lady Vols and UCLA, with UT possessing an 18-1 record in the series.
- UT is 1-0 at neutral sites, 8-1 at home and 9-0 on the road vs. the Bruins.
- All 19 games between these teams have been completed in regulation.
- The closest margin has been three points, with UT winning, 80-77, on Dec. 13, 1979, UCLA prevailing, 65-62, on Jan. 3, 1981, and UT triumphing, 73-70, on Dec. 10, 1983.
- UT carries a 15-game series winning streak into Saturday's match-up, but this will mark the first meeting between the Lady Vols and Bruins with Holly Warlick and Cori Close at the helm of the respective programs.
- Tennessee is 68-21 all-time vs. Pac-12 schools.
- The Lady Vols are 0-1 this season vs. Pac-12 teams, dropping a 95-85 decision at home to Stanford on Dec. 18.
- The last time these programs met during the postseason, Tennessee raced to a 104-86 victory in Greensboro, N.C., in the third-place game of the 1979 AIAW Championships on March 25.
- The Lady Vols' point guard that season was Holly Warlick, who had nine assists, four steals, six points and the team's only blocked shot of the day vs. the Bruins.
- Warlick had the offense clicking, distributing the rock to three UT players who finished with 20+ points in the contest to offset the hot shooting of UCLA's Denise Curry (38 points on 18-of-25 shooting).

LAST TIME OUT FOR THE LADY VOLS

- The Lady Vols led by six after the first quarter but couldn't hold on against a top-seeded Mississippi State team that shot 61.5 percent in the second half, falling in the quarterfinals of the SEC Tournament, 83-68, on March 8 in Greenville, S.C.
- The sophomores led the way for Tennessee (19-12) with Evina Westbrook scoring 19 points while dishing out six assists, and Rennia Davis logging 16 points and eight rebounds. Senior Meme Jackson was also in double figures with 13 points on 5-of-9 shooting.
- The No. 5/5 Bulldogs (28-2) were led by a trio of seniors with Anriel Howard pouring in 26 points, Jazzmun Holmes finishing with 16 and Teaira McCowan turning in a double-double with 17 points and 13 rebounds.
- UT also got a win over LSU to open tournament play on March 7. Sophomores Evina Westbrook and Rennia Davis combined for 27 second-half points to rally eighth-seeded Tennessee to a 69-66 win over the ninth-seeded Lady Tigers in the second round
- Westbrook led UT in scoring with 20 points while Davis was close behind with 19. Freshman Mimi Collins tallied 10 points in the game, eight of which came in the second half.
- LSU was led by Khayla Pointer, who had 21 points and five assists. Faustine Aifuwa and Ayana Mitchell were also in double figures for the Lady Tigers with 16 each.

NOTES FROM THE SEC TOURNEY

- **Coming Out Hot:** The Lady Vols poured in 23 points in the first quarter against Mississippi State, the second most the Bulldogs allowed in an opening stanza all year. The only team to score more points in a first quarter against MSU was Texas A&M with 24 on Feb. 17.
- **Cleaning The Glass:** Tennessee out-rebounded MSU 32-30, an improvement over their initial meeting in which the Bulldogs out-rebounded UT by eight. UT also out-boarded LSU, 31-28. The Lady Vols have now out-rebounded 26 of 31 opponents by an average of 43.1 rpg. to 34.1 rpg.
- **Draining Threes:** The Lady Vols knocked down nine treys against Mississippi State, tying their second highest total of the season and marking the first time since playing Belmont on Dec. 30 that they recorded nine threes.
- **20+ Westbrook:** With 20 points against LSU, Evina Westbrook recorded her 10th 20+ performance of the season and first since knocking down 24 against Arkansas on Jan. 21.
- **Collins Coming On Strong:** Mimi Collins recorded her seventh double-digit effort of the season with 10 points against LSU. Over the last three games she is averaging 11 ppg., raising her season average to 5.3 ppg. Prior to the last three games she was averaging just 4.6 ppg.

LADY VOL RESET

- Tennessee stands at 19-12 overall and 7-9 in SEC play.
- UT bowed out in the SEC Tournament semifinal round, falling 83-68 to No. 5/5 Mississippi State, the eventual champion.
- After bursting to an 8-0 record and standing 12-1 after opening SEC play with a win at Auburn, a youthful Lady Vols team (7 of 10 active players are freshmen and sophomores) went through some harsh growing pains, losing six straight games from Jan. 6 to Jan. 24. It later lost three in a row from Feb. 21 to Feb. 28 before rebounding vs. Ole Miss on March 3.
- UT trailed at No. 6/6 Mississippi State by three in the third quarter before the Bulldogs pulled away.
- UT also fell to Notre Dame during the midst of the previously-mentioned six-game skid, 77-62, in a game the Lady Vols led at the half by three en route to their sixth straight loss.
- Keep in mind that UT not only lost All-SEC players Mercedes Russell and Jaime Nared from a year ago, they lost the SEC's 2018 6th Woman of the Year in 5-7 guard Anastasia Hayes, who was dismissed from the team due to a rules violation, and 6-3 graduate transfer Lou Brown, who started 71 games at Washington State and was expected to play a key role for UT this season before being sidelined by a torn ACL.
- UT features four players scoring in double figures, including two sophomores and a freshman.
- Sophomores Evina Westbrook (15.2) and Rennia Davis (14.7) lead the way in scoring average, followed by senior Meme Jackson (10.9).

UT SEEKING 43RD 20-WIN SEASON

- The Lady Vols are seeking their 43rd-consecutive 20-win season.
- They also hit the 20-win plateau in the first round of the 2017 NCAA Tournament, defeating Dayton on March 18 in Louisville, Ky., 66-57.
- A year ago, they hit 20 on Feb. 8, winning at Arkansas, 90-85.

E & RE AMONG TOP SOPH. SCORERS

- Evina Westbrook and Rennia Davis have two of the highest scoring averages ever posted by a Lady Vol sophomore. See below.

TOP SEVEN UT SOPHOMORE SCORING AVGS.

20.6	Chamique Holdsclaw
19.6	Candace Parker
16.6	Tamika Catchings
16.4	*Bridgette Gordon*
15.2	**Evina Westbrook**
14.8	Peggy Evans
14.7	**Rennia Davis**

"E" DROPPING DIMES EVERYWHERE

- With six assists vs. Mississippi State, Evina Westbrook dished five or more dimes in a contest for the 19th time this year. She now has 154 in 30 games after totaling 143 as a freshman in 33 contests.
- She has two 10+ assist games this season and three for her career.
- Below are the top five assists totals all-time for UT sophomores in a single season and for all Lady Vols in a career.

TOP FIVE UT SOPHOMORE ASSIST AVGS.

5.6	Dawn Marsh
5.4	Lea Henry
5.1	**Evina Westbrook**
5.0	*Holly Warlick*
4.5	Ariel Massengale

TOP FIVE UT CAREER ASSIST AVGS.

5.7	Dawn Marsh
4.8	*Holly Warlick*
4.71	**Evina Westbrook**
4.4	Lea Henry
4.32	Michelle Marciniak

E IN GOOD COMPANY

- Evina Westbrook has 154 assists and 95 turnovers, with an assist-to-turnover ratio of 1.6 that ranks No. 7 in the SEC.
- She joins Alexis Hornbuckle (110, 2004-05 / 113, 2005-06 / 146, 2006-07 / 134, 2007-08), Ariel Massengale (162, 2011-12 / 158, 2012-13 / 110, 2013-14), Loree Moore (133, 2001-02 / 145, 2002-03), Kara Lawson (102, 1999-2000 / 113, 2000-01) and Kristen "Ace" Clement (126, 1999-2000 / 112, 2000-01) as the only Lady Vols since 2000 to post consecutive campaigns of 100 or more assists.

LADY VOLS INK NO. 9/8 SIGNING CLASS

- Tennessee women's basketball head coach Holly Warlick announced Nov. 14 that three student-athletes, including the No. 2-ranked player in the country, had inked National Letters of Intent during the early signing period to join the Lady Vol program for the 2019-20 season.
- Returning paperwork on the first day of the early signing period was the nation's consensus No. 1 guard and No. 2 overall player, 6-foot-1 Jordan Horston (Columbus, Ohio / Columbus Africentric Early College), as well as 6-5 center Tamari Key (Cary, N.C. / Cary H.S.) and 6-5 F/C Emily Saunders (Mullens, W.Va./Wyoming East H.S.). Like Horston, Key is a five-star recruit, according to espnW HoopGurlz, while Saunders is a four-star prospect, as rated by ProspectsNation.com.
- The Lady Vols' three-player class currently is ranked at No. 9 overall and No. 3 in the SEC by espnW HoopGurlz and No. 8 by ProspectsNation.com. It follows Tennessee's No. 1-ranked class in 2017 and a No. 4-rated group in 2018.



JORDAN HORSTON/6-1/G/COLUMBUS, OH

- No. 2 overall player, No. 1 guard, five-star recruit by espnW HoopGurlz, 2019 Naismith POY Semifinalist
- Member of USA U17 National Team & MVP of FIBA U17 World Cup in 2018, 2019 McDonald's A-A
- As a junior in 2017-18, she averaged 18.1 points, 5.8 rebounds, 4.5 assists, 5.1 steals and 1.7 blocks.

TAMARI KEY/6-5/C/CARY, NC

- No. 46 overall player, No. 9 post player, five-star recruit by espnW HoopGurlz
- Averaged 13.9 points, 11.2 rebounds, 5.5 blocks as a junior
- Averaged 15.0 points, 12.3 and 5.8 blocks as a sophomore

EMILY SAUNDERS/6-5/F-C/MULLENS, WV

- No. 88 overall player, No. 18 post player, four-star recruit by ProspectsNation.com
- WVSWA 1st-team AA All-State in 2017, 2018
- Averaged 11.6 points, 7.8 rebounds and 6.1 blocks per game as a junior

30+ POINT PERFORMANCES (1)

Meme Jackson (1): 33 vs. Texas

20+ POINT PERFORMANCES (21)

Evina Westbrook (10): 29 vs. Okla. St., 27 vs. Stanford, 24 vs. Arkansas, 23 vs. Texas and Georgia, 20 vs. Presbyterian, Stetson, Belmont, Kentucky and LSU2.
Rennia Davis (5): 29 vs. Miss. State, 24 vs. Stetson & LSU, 23 vs. Auburn1, 20 vs. Murray State
Meme Jackson (4): 33 vs. Texas, 27 vs. Auburn, 23 vs. ETSU, 20 vs. Ole MIss
Cheridene Green (1): 20 vs. Vanderbilt2
Zaay Green (1): 25 vs. Auburn2

DOUBLE-DIGIT REBOUNDS (24)

Cheridene Green (11): Ky. (15), Miz (14), OSU (13), Ark. (12), Presb., N.D. & Aub. 2 (11), UGA, LSU, UF & TAMU (10)
Rennia Davis (9): Aub1 (14), Mur. St. (13), UGA & Van. (12), FAMU & Miz2 (11), Stan., UF & Aub.2 (10)
Zaay Green (2): Ala. & Van. (11).
Mimi Collins (1): FAMU (10)
Kasiyahna Kushkituah (1): UAB (13)

DOUBLE-DOUBLES (17)

Rennia Davis (8): FAMU (14/11), Stanford (14/10), Murray State (20/13), Aub.1 (23/14), Fla. (19/10), Van.1 (17/12), Aub2 (15/10), Miz2 (16/11)
Cheridene Green (6): Presby. (13/11), Miz1 (13/14), Ark. (15/12), Fla. (15/10), Aub.2 (16/11), A&M (11/12)
Zaay Green (1): Ala (14/11)
Kasiyahna Kushkituah (1): UAB (13/13)
Evina Westbrook (1): Stanford (29/10 assts.)

40-MINUTE EFFORTS (6)

Rennia Davis (3): Auburn2, Missouri2, MissSt2
Evina Westbrook (2): Texas, Stanford
Meme Jackson (1): Texas

REBOUNDING HAS BEEN A STRENGTH

- Over the long haul, UT has demonstrated that its rebounding is its most consistent strength. The Lady Vols have out-rebounded 26 of 31 opponents, with only Texas, Stanford, Notre Dame, Mississippi State (first game) and Vanderbilt topping the Big Orange.
- UT still remains No. 1 in the SEC in rebounds per game for all games at 43.1 and is No. 1 for league games only at 42.9 as well.
- Tennessee has the No. 2 rebounding margin in SEC play at 8.2. Mississippi State is first at +10.7.
- UT ranks No. 12 in the NCAA in rebs. per game (43.06).
- The Big Orange women are No. 10 nationally in offensive rebounds per game at 16.
- The Lady Vols are No. 24 in total rebounds (1,335).
- Tennessee has the nation's No. 13 reb. margin (8.9).

LONDON CALLING

- Cheridene "London" Green has really come into her own this season, doubling nearly all of her totals and highs from a year ago. The 6-foot-3 forward is averaging 9.1 ppg. and 7.6 rpg., as the only Lady Vol to start every game.
- Over the past four games, Green is averaging 12.0 points and 7.8 rebounds while shooting 68 percent from the field and 70 percent from the charity stripe.
- In SEC play she raised her averages to 10.3 ppg. and 8.8 rpg., while hitting .552 from the field. She averaged 7.9 ppg. and 6.5 rpg. in non-conference games.
- She has scored in double figures in four of the past six games.

MEME GOT HER GROOVE BACK

- Meme Jackson, who hadn't hit more than two three-pointers in a game since knocking down five of eight in a 27-point effort vs. Auburn on Jan. 3, had a 5-of-6 long range showing vs. Ole Miss en route to a team-high 20 points on March. 3.
- Combining that game and two contests in the SEC Tournament, Jackson is nine of her last 13 from the arc for .692.
- As a scoring threat, Jackson makes the Lady Vols a tough team to defend with all the other players around her.

DOUBLE-DOUBLE FANTASTIC FIVE

- With five Tennessee players tallying a double-double this season, UT is tied for the lead in the SEC with the most different individual double-doubles. The five Lady Vols include: Rennia Davis (8), Cheridene Green (6), Zaay Green, Kasiyanah Kushkituah and Evina Westbrook. Davis has already recorded the sixth-most career double-doubles by an active player in the SEC (17), and the second-most by an underclassman. She trails only sophomore Unique Thompson of Auburn, who has 19, in that company.

A LOOK AT THE SENIORS

- Meme Jackson, a product of Blackman High School in Murfreesboro has started 78 of her 115 games at UT, entering the NCAA Tournament.
- She has averaged 10.9 ppg. this season and 6.6 for her career, hitting 127 total three-pointers, including 50 last year and 52 this season. She is six away from breaking into UT's career top 10.
- Cheridene Green has started 31 of 64 games and has averaged 9.1 ppg. and 7.6 rpg. this season and 6.5 and 5.6 for her career after arriving at UT from A.S.A. College in Brooklyn, N.Y.
- Green tore her ACL at A.S.A. and sat out the 2016-17 season rehabbing in Knoxville before playing the past two years.
- The past four seasons have seen UT make the NCAA Tournament each time, with a high finish of the Elite Eight in 2015-16. UT also is seeking its fourth 20-win season during that time.

RPI/SCHEDULE STRENGTH

- As of March 18, the Lady Vols were at No. 60 in the NCAA Women's Basketball RPI.
- Tennessee stood at No. 28 out of 351 schools in the NCAA's March 18 Toughest Schedule report, based on the current winning percentages of teams UT has played this season.

TENNESSEE IN SEC PLAY

- UT is 395-79 in SEC regular-season games through the 2018-19 season, winning 18 championships and capturing 17 SEC tourney titles.
- During the Holly Warlick era, Tennessee is 78-34 in league games, making Warlick the second-ranked active SEC coach in terms of winning percentage in league play at .696.
- South Carolina's Dawn Staley is just ahead of Warlick at .701 (122-52/11th season), followed by Vic Schaefer of Mississippi State at .679 (76-36/7th season).
- In only her seventh year as a head coach, Warlick already ranks fourth in total league wins among active SEC coaches and has won regular season titles in 2013 and 2015, and a tourney crown in 2014.
- Warlick is 94-32 in non-conference games.

BOUNCING BACK

- Tennessee is 41-18 in games following losses during the Holly Warlick era with 17 occasions of back-to-back losses over the past seven years. Seven of those came this season.
- All-time, the Lady Vol program is 193-47 in games following losses.

YOUTH MOVEMENT FOR LADY VOLS

- Tennessee features seven of 10 active players who are freshmen or sophomores.
- UT starts two seniors (Cheridene Green, Meme Jackson), two sophomores (Rennia Davis, Evina Westbrook) and a freshman (Zaay Green). It's one of the SEC's youngest lineups.
- UT went with C. Green, Meme Jackson, Rennia Davis, Evina Westbrook and freshman Mimi Collins for the first time vs. Ole Miss.
- Against Mississippi State, UT started senior C. Green, sophomores Davis and Kushkituah and freshmen Z. Green and Jazmine Massengill.
- Texas A&M appears to have the youngest starting

AN ELITE PROGRAM

100 Percent Graduation Rate
All-Time Winningest Women's Basketball Program In NCAA History
Eight NCAA National Championships
38 NCAA Tournament Appearances
18 NCAA Final Fours
34 NCAA Elite Eight Appearances
34 NCAA Sweet 16 Appearances
18 SEC Regular-Season Titles
17 SEC Tournament Championships
21 WBCA/Kodak All-Americans
14 U.S. Olympians
12 WBB Hall Of Fame Inductees
47 WNBA Players
42 WNBA Draft Picks
17 WNBA First-Round Picks
3 WNBA No. 1 Picks

THE WARLICK ERA

100 Percent Graduation Rate
7 NCAA Tournament Appearances
3 NCAA Elite Eight Appearances
4 NCAA Sweet 16 Appearances
2 SEC Regular-Season Titles
1 SEC Tournament Championship
11 WNBA Players
11 WNBA Draft Picks
2 WNBA First-Round Picks

LADY VOL OLYMPIANS

FACT: Every U.S. Olympic Team has had a Lady Vol on it.

COACHING STAFF

Pat Summitt
1976 Montreal
Player (Silver)
(UT Martin graduate)
1980 Moscow
Assistant Coach (Boycott)
1984 Los Angeles
Head Coach (Gold)

Nancy Darsch
1984 Los Angeles
Assistant Coach (Gold)
1996 Atlanta
Assistant Coach (Gold)

ATHLETES

Cindy Brogdon
1976 Montreal (Silver)

Tamika Catchings
2004 Athens (Gold)
2008 Beijing (Gold)
2012 London (Gold)
2016 Rio de Janeiro (Gold)

Daedra Charles
1992 Barcelona (Bronze)

Bridgette Gordon
1988 Seoul (Gold)

Lea Henry
1984 Los Angeles (Gold)

Chamique Holdsclaw
2000 Sydney (Gold)

Kara Lawson
2008 Beijing (Gold)

Nikki McCray
1996 Atlanta (Gold)
2000 Sydney (Gold)

Carla McGhee
1996 Atlanta (Gold)

Cindy Noble
1980 Moscow (Boycott)
1984 Los Angeles (Gold)

Candace Parker
2008 Beijing (Gold)
2012 London (Gold)

Jill Rankin
1980 Moscow (Boycott)

Patricia Roberts
1976 Montreal (Silver)

Holly Warlick
1980 Moscow (Boycott)

five (a quintet of sophomores), while UT (Sr./So./So./So./Fr. OR Sr./Sr./So./So./Fr.) and Vandy (Jr/Jr./So./So./Fr.) are next.
- Three of the Lady Vols' leading scorers are sophomores, led by Westbrook (15.2) and Davis (14.7 ppg.). Davis also is the leading rebounder at 7.7 rpg.
- Meme Jackson (10.9), Zaay Green (9.8), and Cheridene Green (9.1) are the team's third, fourth and fifth-leading scorers.
- Freshmen wing Rae Burrell (13.0), forward Mimi Collins (13.9), guard Zaay Green (26.8) and point guard Jazmine Massengill (18.1) are all averaging more than 13 minutes per game of duty.

CHARTING PLAYER DEVELOPMENT

- Check out the differences in scoring averages and shooting percentages between last year and this year for UT's usual starters in 2018-19.

Evina Westbrook
PPG: 8.4/15.2 **FG%:** .390/.425 **3FG%:** .318/.389
Rennia Davis
PPG: 12.0/14.7 **FG%:** .483/.452 **3FG%:** .329/.382
Meme Jackson
PPG: 8.2/10.9 **FG%:** .381/.402 **3FG%:** .357/.364
Kasi Kushkituah
PPG: 1.8/4.3 **FG%:** .650/.500 **RPG:** 1.4/3.5
Cheridene Green
PPG: 4.1/9.1 **FG%:** .549/.549 **RPG:** 3.7/7.6

WARLICK 42-42 VS. TOP 25 TEAMS

- During the Holly Warlick era, Tennessee is 42-42 vs. ranked teams.
- UT is 1-7 this season, winning at #12/12 Texas, falling at home to #8/9 Stanford, #16/16 Kentucky, #1/1 Notre Dame and #13/13 South Carolina, losing on the road at #6/6 MIssissippi State and #21/22 Texas A&M and dropping a neutral site game to #5/5 Mississippi State.
- The Lady Vols were 7-6 in 2017-18 after winning vs. #20/20 Marquette, vs. #2/4 Texas, at #18/24 Stanford, at #9/8 South Carolina, vs. #14/12 Texas A&M, vs. #18/18 Georgia and vs. #7/6 South Carolina, while falling at #17/16 Texas A&M, at #5/5 Notre Dame, vs. #3/3 Mississippi State, at #13/13 Missouri, vs. #8/8 South Carolina in the SEC Tourney and vs. #13/12 Oregon State in the NCAA Tourney.

- AP Top 25: 42-42 (.500)
- AP Ranked 1: 0-2 (.000)
- AP Ranked 2: 1-3 (.250)
- AP Ranked 3: 1-5 (.167)
- AP Ranked 1-5: 4-15 (.211)
- AP Ranked 1-10: 16-23 (.410)
- AP Ranked 11-25: 26-19 (.578)

- USA TODAY Top 25: 40-42 (.488)
- USA TODAY Ranked 1: 0-2 (.000)
- USA TODAY Ranked 2: 1-3 (.250)
- USA TODAY Ranked 3: 0-5 (.000)
- USA TODAY Ranked 1-5: 4-16 (.200)
- USA TODAY Ranked 1-10: 14-25 (.359)
- USA TODAY Ranked 11-25: 26-17 (.605)

LADY VOLS ALL-TIME VS. TOP 25 TEAMS

- Overall: 483-209 (.698)
- AP Ranked 1-10 : 192-147 (.566)
- AP Ranked 11-25: 262-57 (.821)
- USA TODAY Ranked 1-10: 148-106 (.583)
- USA TODAY Ranked 11-25: 230-44 (.839)

WARLICK IN SEVENTH SEASON

- Head coach Holly Warlick is in her seventh season at the helm of the Lady Vols.
- Warlick's career SEC win pct. (.696, 78-34) ranks her second among all SEC women's head coaches.
- She accumulated an overall record of 153-54 during her first six years at the helm (2012-18).
- That win total ranked No. 11 among all Power 5 women's coaches, and every other coach on that list has 11 or more years of experience as a head coach.
- Only three coaches (Geno Auriemma, Muffet McGraw, Kim Mulkey - four each) have led their schools to more Elite Eights over the past six seasons than Warlick (three).
- Warlick's program is one of 11 that has appeared in every NCAA Tournament the past seven years.
- UT ranks eighth among Power Five schools with a 13-6 NCAA tourney record during the past six years.
- Tennessee claimed three SEC trophies in Warlick's first six years, winning regular-season crowns in 2013 and 2015 and claiming the tourney title in 2014.
- Warlick and her staff have had 11 Lady Vols taken in the WNBA Draft.
- The program also continues its 100 percent graduation rate for players who completed their undergraduate eligibility here.

WARLICK VS. THE LADY VOL FAMILY

- Against teams with former Lady Vol players and/or staffers, Holly Warlick is 41-18, including 0-4 vs. Alabama (Brian Johnson), 1-0 vs. Alcorn State (Tonya Edwards), 1-0 vs. Appalachian State (Angel Elderkin), 2-0 vs. Florida (Sarah Wilkinson), 6-4 vs. Kentucky (Matthew Mitchell, Shalon Pillow, Kyra Elzy, Niya Butts, Amber Smith), 2-0 vs. Lipscomb (Greg Brown), 7-3 vs. LSU (Nikki [Caldwell] Fargas, Tasha Butts, Mickie DeMoss), 1-0 vs. Middle Tennessee (Alex Fuller), 2-0 vs. North Carolina (Sylvia Hatchell), 7-1 vs. Ole Miss (Dustin Edwards, Alex Fuller Simmons, Ariel Massengale), 5-5 vs. South Carolina (Jolette Law, Nikki McCray-Penson), 5-1 vs. Vanderbilt (Mickie DeMoss, Kortney Dunbar, Carolyn Peck) and 2-0 vs. Wichita State (Jody Adams, Bridgette Gordon).
- Against teams with former Lady Vols on staff, Warlick is 25-11, including 7-3 vs. LSU (Nikki [Caldwell] Fargas, Tasha Butts), 3-3 vs. South Carolina (Nikki McCray-Penson), 1-0 vs. Middle Tennessee (Alex Fuller), 7-1 vs. Ole Miss (Alex Fuller Simmons, Ariel Massengale), 1-0 vs. Alcorn State (Tonya Edwards), 2-0 vs. Wichita State (Jody Adams, Bridgette Gordon), 1-1 vs. Vanderbilt (Kortney Dunbar) and 3-3 vs. Ky. (Shalon Pillow, Kyra Elzy, Niya Butts).
- Against teams with former Tennessee staff members coaching, Warlick is 26-14, including 0-4 vs. Alabama (Brian Johnson), 1-0 vs. Appalachian State (Angel Elderkin), 2-0 vs. Florida (Sarah Wilkinson), 6-4 vs. Ky. (Matthew Mitchell, Kyra Elzy, Amber Smith), 2-0 vs. Lipscomb (Greg Brown), 7-3 vs. LSU (Nikki [Caldwell] Fargas, Tasha Butts, Mickie DeMoss), 2-0 vs. North Carolina (Sylvia Hatchell), 2-2 vs. South Carolina (Jolette Law) and 5-1 Vanderbilt (Mickie DeMoss, Carolyn Peck).
- Against former Lady Vols as head coaches, Warlick is 10-3, including 7-3 vs. Nikki [Caldwell] Fargas (LSU), 1-0 vs. Tonya Edwards (Alcorn St.) and 2-0 vs. Jody Adams (Wichita State).

LADY VOLS IN THE NAT'L RANKINGS

- After ending the 2017-18 campaign at No. 12 in the AP Poll and No. 17 in the USA Today Coaches Poll, Tennessee opened the 2018-19 season ranked No. 11 (tied) by AP and No. 12 in the USA Today poll.
- UT fell out the AP and USA Today Coaches Polls in the Jan. 21/22 polls after highs of No. 9/8 in the Dec. 17/18 polls. UT was last out of the AP Top 25 the last five polls of 2016-17.
- The Jan. 14 AP Poll had Tennessee ranked for the 109th time during the seventh season of the Holly Warlick era. UT's Pat Summitt is the all-time leader in poll appearances at 618.
- The Lady Vols were ranked in the top 10 in several preseason polls, including Athlon (No. 5), College Sports Madness (No. 7), Lindy's (No. 8), Sports Illustrated (No. 9) and espnW (No. 10).
- Street and Smith magazine was the outlier, leaving the Lady Vols entirely out of the top 20.

COMEBACKS THIS SEASON

- Tennessee has trailed in 27 of 31 games this year and by double digits in 12 of them, including a 20-point, third-quarter deficit vs. Stetson that Holly Warlick's squad overcame.
- UT was down by four at Missouri twice in the fourth quarter before rallying to win by two on Feb. 17.
- The Lady Vols trailed No. 12/12 Texas by 11 in the first quarter, erased the deficit in the second quarter, led by five at the half and staved off repeated Longhorn challenges in the second half to prevail, 88-82.

- UT was behind by 15 in the second quarter to No. 8/9 Stanford and rallied to take the lead by two (58-56 in the third) before eventually falling, 95-85.
- UT trailed Kentucky by 17 in the first quarter and by 16 in the third quarter before cutting it to two before eventually falling by two.
- The Lady Vols led Georgia by 17 in the first half and 16 in the second before trailing by seven with five minutes to go. They cut the deficit to one multiple times but came up just short.

THREE-BALLS IN THE REPERTOIRE

- Senior Meme Jackson leads UT way with 52 treys through 29 games.
- Sophomore Evina Westbrook has 37, sophomore Rennia Davis has 34 and freshman Zaay Green 22.
- Jackson hit 50 in 33 games in 2017-18, while Westbrook and Davis hit 27 and 25, respectively.
- UT had a run of six games, from Dec. 9 to Jan. 3 where it hit seven or more threes in a game for the first time ever. Until March 3 at Ole Miss, when UT connected on eight of 14 shots, the Lady Vols had hit no more than five in a game and were 0-for-13 in the first meeeting vs. LSU.
- UT had a season-high 10 at Texas and nine vs. Florida A&M, Stanford, ETSU, Belmont and LSU (SEC).

DEFENSIVE HIGH POINTS

- Tennessee had one of its best defensive efforts in quite some time vs. Florida, holding the Gators to 50 points and .288 shooting.
- It was the fewest points allowed by UT to an SEC team since South Carolina scored 46 on Feb. 25, 2018, and the lowest field goal pct. by a league foe since Alabama hit .275 in Knoxville on Jan. 31, 2016.
- UT held Florida to single-digit points in two quarters (8/1Q & 9/3Q), marking the third time this year UT had limited a foe to nine or fewer points in more than one regulation frame (FAMU, 2Q-4Q; UNCA, 1Q-2Q).
- After falling behind 23-14 at Texas after one, the Lady Vols held the Longhorns to only 12 points in the second frame to turn a one-time 11-point deficit into a 40-35 lead at the break. Texas was held to no field goals during an 8:34 span of the second stanza.
- UT needed stops, and it got 13 consecutive to turn a 20-point, third-quarter deficit (42-22) into a 44-42 lead en route to a 65-55 win over Stetson.
- At Oklahoma State, UT held OSU to four points in the opening 6:17 of the third quarter (while scoring 19) to turn a 40-43 deficit into a 59-46 lead. OSU ended up scoring only six points in that period to UT's 21.
- UT has tallied 22 steals twice in a game this season -- vs. Presbyterian and Florida A&M. UT last posted two 20+ steals efforts in a season in 2014-15 (21-Oral Roberts, 21-Tenn. St.). The Lady Vols haven't had three 20+ steals games since 1997-98, when the 39-0 team had five.
- UT held UAB without points on 11 of its final 13 possessions in regulation to come from 12 down to force overtime at the Junkanoo Jam.
- Clemson led 60-58 with 6:10 to go in the fourth before the Lady Vols held the Tigers to six points the rest of the way while scoring 20 of their own.
- UT held Florida A&M to 18.6 percent shooting, the lowest since Arkansas shot 18.2 percent on Jan. 8, 2012, and the sixth lowest ever by a Lady Vols foe.
- The 31 points scored by FAMU was the sixth fewest ever allowed by Tennessee and the five fourth-period points by FAMU were third fewest in a quarter.
- The Lady Vols got off to a great start vs. Notre Dame, holding the No. 1/1 Irish to 31.1 percent shooting and 14 points in the first quarter, followed by 17 in the second.
- UT held Auburn to 10 third-quarter points (22-10) on Feb. 14 to turn a 32-27 halftime deficit into a 49-42 lead after three quarters.
- The Lady Vols limited Mizzou to 10 in the second quarter and 11 in the fourth in securing a road win.
- UT held Ole Miss to six second-quarter points and 19 for the first half on March 3.

GOING ON RUNS/ALLOWING RUNS

- UT has put together 17 runs of 10 or more points this season, including two of 20+. It had three runs of 10+ vs. Ole Miss on March 3.
- The Lady Vols have recorded runs of 22 (STET, 3Q), 20 (FAMU, 1Q, 20-0 game-opening run), 16 (PC, 1Q/FAMU, 4Q), 13 (PC, 3Q/UNCA, 2Q/CU, 4Q/BEL, 2Q/UM, 1Q/UM, 2Q-3Q), 11 (UNCA, 1Q) and 10 (TEX, 2Q/ETSU, 3Q/BEL, 1Q/ARK, 3Q-4Q/VAN1, 4Q/UM, 2Q) thus far.
- Tennessee has allowed nine double-digit runs this season. Stetson reeled off 17 straight (1Q-2Q), South Carolina scored 16 in a row (1Q-2Q), Notre Dame (4Q) and Mississippi State (4Q) had 13-0 runs; Notre Dame (3Q), Alabama (4Q) and Arkansas (1Q) had 11-0 runs; and Stanford (2Q) and Georgia (3Q) had 10-0 sprees.

COMEBACKS/DEFICITS/TURNAROUNDS

- UT has trailed in 27 of 31 games thus far, including -30 vs. Miss. State1 (:13, 4Q), -24 vs. Alabama (:09, 4Q), -23 vs. Texas A&M (3:55, 4Q) and Miss.State2 (2:13, 4Q), -21 vs. Notre Dame (1:08, 4Q), -20 vs. Stetson (7:16, 3Q) and South Carolina (4:34, 2Q), -17 vs. Kentucky (2:09, 1Q), -15 vs. Stanford (1:24, 2Q), -13 vs. Arkansas (2:17, 2Q), -12 vs. UAB (7:41, 4Q), -11 vs. Texas (:04, 1Q), -9 vs. Vanderbilt2 (:26, 4Q), -7 vs. Georgia (5:13, 4Q), Auburn2 (:25, 2Q), LSU2 (9:16, 3Q), -5 vs. Belmont (8:21, 1Q), Missouri1 (1:37, 4Q) and Ole Miss (5:35, 1Q), -4 vs. Clemson (6:20, 3Q) and Misssouri2 (5:58, 4Q), -3 vs. Presbyterian (7:51, 1Q), Oklahoma State (9:46, 3Q) and Auburn1 (1:13, 2Q), -2 vs. Murray State (5:54, 1Q) and LSU1 (7:53, 1Q), and -1 vs. Vanderbilt (5:09, 1Q).
- UT has four wire-to-wire wins (UNCA, FAMU, ETSU, Florida).
- The Lady Vols came back to win 15 of the 27 games they have trailed in 2018-19.
- UT's four fourth-quarter comeback wins include: UAB, -12 (7:41, 4Q), Missouri2, -4 (7:03, 4Q & 5:58, 4Q), Clemson, -2 (6:10, 4Q), Belmont, -1 (6:12, 4Q & 5:27, 4Q).
- In a near comeback, they trailed Arkansas by 13 in the second quarter, rallied to take the lead multiple times in the fourth stanza before falling by one.
- They also rallied from 15 points down in the second frame vs. Stanford and took a two-point lead in the third quarter before losing by 10.
- UT trailed UK by 17 in the first quarter and 16 in the third before rallying to within two late in the fourth and eventually losing by two.
- The largest deficit (20) as well as first-half (17/2Q), halftime (16) and second-half (20/3Q) deficits overcome for a win during the Holly Warlick era came this season vs. Stetson on Dec. 5, 2018. UT trailed Stetson 42-22 with 7:16 to go in the third period. The second half deficit tied for the largest with the Jan. 3, 2009, game at Rutgers.
- The largest deficit (23) as well as first-half (23), halftime (20) and second-half deficit (20/18:17/2H) ever overcome for a victory by UT were vs. Rutgers (55-51) on Jan. 3, 2009. UT trailed, 31-8, with 2:15 to go in the first half. The second-half deficit was tied by UT being down 20 to Stetson this season.
- UT's second-biggest comeback of the Warlick era was vs. Gonzaga in Spokane, Wash., on March 28, 2015, with UT trailing by 17, 57-40, with 6:34 remaining in the NCAA Sweet 16.
- UT also rallied from 17-down for a 52-46 win over Virginia in the 1996 Elite Eight to reach the Final Four and win the Lady Vols' fourth NCAA title, giving UT two 17-point NCAA comeback victories.
- The biggest SEC first-half deficits overcome for wins in the Warlick era were 15 in the first half at Alabama (Feb. 2, 2014) and vs. LSU (March 7, 2014) in the SEC Tournament.
- Prior to this season, the largest home halftime deficit overcome (13) during Warlick era was vs. Notre Dame on Jan. 16, 2017
- The biggest road halftime deficit overcome (12) was at Middle Tenn. on Nov. 8, 2013.
- The largest positive home turnaround (30 points) of the Warlick era occurred when UT trailed Stetson by 20 in the second half and then won by 10.
- The largest positive road turnaround (25 points) of

LADY VOLS IN THE WNBA

DURING THE 2018 SEASON

DIAMOND DESHIELDS
2018 Chicago Sky
2018 WNBA All-Rookie Team

ISABELLE HARRISON
2015-16 Phoenix Mercury
2017 San Antonio Stars
2018 Las Vegas Aces (Inj. Reserve)

GLORY JOHNSON
2012-15 Tulsa Shock
2016-present Dallas Wings
2-time WNBA All-Star
2012 WNBA All-Rookie Team

JAIME NARED
2018 Las Vegas Aces

CANDACE PARKER
2008-present Los Angeles Sparks
2016 WNBA Champion
2016 WNBA Finals MVP
2008 & 2013 WNBA MVP
2013 WNBA All-Star Game MVP
5-time WNBA All-Star
5-time All-WNBA First Team
3-time All-WNBA Second Team
2-time All-Defensive Second Team
2008 WNBA Rookie of the Year/All-Rookie Team
WNBA Top 20 @ 20

MERCEDES RUSSELL
2018 New York Liberty
2018 Seattle Storm
2018 WNBA Champions

SHEKINNA STRICKLEN
2012-14 Seattle Storm
2015-present Connecticut Sun

WNBA BY THE NUMBERS

47 All-time WNBA players who played collegiately at Tennessee

42 WNBA draft picks, including 16 first-round selections

3 No. 1 overall picks:

11 WNBA draft picks for the Lady Vols during the Holly Warlick coaching era, including two first-round selections

Isabelle Harrison
2015, Phoenix

Diamond DeShields
2018, Chicago

STATISTICAL RANKINGS

SELECT TEAM CATEGORIES

STAT	NCAA	SEC	VALUE
Asst./TO Ratio	136	7	0.89
Asst. Per Game	105	4	14.1
Blocks Per Game	198	10	3.0
Fewest Fouls	284	13	587
Fewest Turnovers	196	11	493
Field Goal %	63	7	42.9
Field Goal % Def	249	10	41.4
Free Throw Atts.	92	5	581
Free Throws Made	83	5	408
Free Throw %	157	8	70.2
Off. Reb. Per Gm.	10	2	16
Pers. Fouls Per Gm.	278	13	18.9
Rebound Margin	13	2	8.9
Rebounds Per Gm.	12	1	43.06
Scoring Defense	260	11	68.5
Scoring Margin	94	8	6.1
Scoring Offense	38	3	74.5
Steals	133	7	249
Steals Per Game	152	8	8.0
3-Pt FG %	115	6	32.7
Turnover Margin	188	8	-0.10
Turnovers Forced	187	8	15.81
Turnovers Per Gm.	187	9	15.9
Won-Lost %	112	7	61.3

SELECT IND. CATEGORIES (TOP 100)

STAT	NCAA	SEC	VALUE
Assists			
Evina Westbrook	45	4	154
Asst. Per Game			
Evina Westbrook	40	4	5.1
Free Throw %			
Rennia Davis	22	1	87.6

the Warlick era occurred when Alabama led Tennessee by 15 in the first half and then trailed UT by as many as 16 in the second half (31) en route to a 10-point UT win (25-point final overall turnaround).
- The largest negative turnaround game under Warlick came on Jan. 18, 2018, when #6/7 UT led #5/5 Notre Dame by 23 with 7:03 left in the second quarter, trailed by 16 with 15 seconds left (39) and wound up losing by 14 for a final 37-point reversal.
- In SEC play, the largest negative turnaround came on Jan. 19, 2017, when UT led by 17 in the first quarter and trailed by 23 in the fourth (40) before losing by 16 at Auburn for a 33-point turnaround.
- UT's largest margin of victory under Holly Warlick was 68 (110-42) vs. Lipscomb on Dec. 29, 2013.
- Tennessee's highest point total scored under Warlick was 131 vs. Troy on Dec. 6, 2017 (131-69).
- The largest margin of defeat during the Warlick era was 23 at #3/3 Baylor (53-76) on Dec. 18, 2012. That game also produced the worst halftime deficit in school history (25).
- The largest margin of defeat at home was 22 vs. Baylor (88-66, Dec. 4, 2016).
- The lowest point total in UT's modern day history came at home vs. Virginia Tech (43) on Dec. 6, 2015.
- The lowest point total by a foe during the Holly Warlick era was 34 by Central Arkansas on Nov. 30, 2017.
- UT's best-ever game-opening run (20-0) came vs. Florida A&M on Nov. 18, 2018.
- An opponents' best game-opening run (19-0) came on Jan. 22, 2007, vs. Duke in Knoxville.

DAVIS, Z. GREEN EARN SEC HONORS

- The coaches' SEC awards were announced on March 5, and two Lady Vols were among the honorees.
- Sophomore guard/forward Rennia Davis was named to the All-SEC Second Team. She was an All-Freshman Team honoree a year ago.
- First-year guard Zaay Green was named to the SEC All-Freshman Team. She follows in the footsteps of both Davis and sophomore Evina Westbrook in receiving that distinction.
- Associated Press announced its awards on March 5, as well, and Davis was a second team choice.

ANOSIKE IS 2019 SEC LEGEND

- The Southeastern Conference office announced its 2019 class of Women's Legends, and Lady Vol basketball standout Nicky Anosike is the University of Tennessee's representative.
- The class includes former student-athletes and coaches from all 14 SEC member institutions. On Mondays and Thursdays during women's basketball season, one individual will be highlighted on the SEC's website and via social media.
- Currently serving as a graduate assistant for the women's basketball program at her alma mater, Anosike was a four-year starter at center for Tennessee from 2004-08, helping the Lady Vols forge a 131-15 record during her career. She was instrumental in UT's 2007 and 2008 NCAA National Championships and was part of the team's 2007 SEC regular season title and SEC tourney crowns in 2005, 2006 and 2008.
- Among her career honors, Anosike was a member of the 2007 and 2008 NCAA All-Final Four Teams, a member of the 2005 SEC All-Freshman Team, a 2008 CoSIDA Second-Team Academic All-American, a four-time recipient of SEC Academic Honor Roll distinction, a 2008 SEC Community Service Team honoree, a 2008 Boyd McWhorter Scholar-Athlete Award finalist and the 2008 NCAA Woman of the Year.
- She was taken in the second round of the 2008 WNBA Draft by the Minnesota Lynx and spent five years in the league. She earned 2008 WNBA Rookie of the Year accolades and made the 2009 WNBA All-Star Game.
- The class will be honored at the 2019 SEC Women's Basketball Tournament, March 6-10, in Greenville, S.C. Each legend will be honored during halftime of their team's first game of the tournament. All 14 individuals also will be honored as a group as well as participate in an autograph session during the tournament. Complimentary posters of the Legends will be available at the session.

HOOPS RUNS IN THE FAMILY

- Several Lady Vols had parents who played basketball in college.
- Rae Burrell's mom Ann (Barry) Burrell played at Nevada-Reno, where she averaged 10.6 rebounds per game one season and yanked down a school-record 25 in one contest. Dad John Burrell was a long jump All-American at UNR and cousin Evan Roquemore played basketball at Santa Clara from 2010-14.
- Mimi Collins' dad, Derwin "Tank" Collins played basketball at the University of New Orleans. In Collins' senior season, he led UNO in scoring with a 17.3 points per game average. UNO advanced to the 1991 NCAA Tournament but lost to Kansas, 55–49, in the opening round. To conclude his collegiate career, Tank was named the American South Conference Men's Basketball Player of the Year. After college Collins played in the Philippine Basketball Association for Presto Ice Cream.
- Zaay Green's mother (Yolanda Harris) was a four-year starter on the basketball team at Stephen F. Austin from 1994-97 and still holds the program's No. 6 all-time single-season steals total (87, 1996-97). Her father (Zoderick Green) was an All-America player at Central Oklahoma and still holds the school record for assists in a game with 17 vs. Tarleton State in 1995.
- Kasiyahna Kushkituah's uncle, Quennon Echols, played basketball at Murray State; and her God-uncle, Shareef Abdur-Rahim, is a retired NBA player who was a 2000 U.S. Olympic gold medalist and 2002 NBA All-Star.
- Jazmine Massengill's brother, C.J., played at the University of Tennessee at Chattanooga, and her cousin, Mariah Massengill, played basketball at Eastern Kentucky.
- Evina Westbrook's dad, James, played hoops at Oregon St.

OFF AND RUNNING

- Tennessee got off to an 8-0 start for the third time in Holly Warlick's seventh season as head coach. UT was 8-0 for just the eighth time since 2000.
- Last year's squad got off to a 15-0 start and the 2013-14 unit began the year 10-0.

UT'S PRESEASON ACCOLADES

- Sophomore guard/forward Rennia Davis is on the Cheryl Miller Award and John R. Wooden Award Preseason Watch Lists and was an All-SEC First Team pick by the coaches and media.
- Sophomore point guard Evina Westbrook is on the Nancy Lieberman Award Preseason Watch List and was an All-SEC Second Team choice by the coaches.
- Both players are on the Women's Citizen Naismith Trophy Preseason Watch List.

LADY VOLS AT A GLANCE

- Tennessee returns three starters and six letterwinners from last season's 25-8 squad that advanced to the NCAA Second Round.
- After deploying the nation's No. 1 recruiting class as freshmen in 2017-18, the Lady Vols follow that by welcoming a No. 4-rated 2018-19 rookie collection.
- With four players in the freshman class and three in the sophomore group, Tennessee will feature seven members of its 10-player active roster (70 percent) playing their first or second year of college hoops.
- With five newcomers to the program (four freshmen, one graduate transfer), 45 percent of the Big Orange's roster are first-year members of the UT program.
- Among the 25 wins accumulated by the 2017-18 Lady Vols were triumphs over national powers South Carolina (twice), Texas and Stanford.
- The Big Orange women were 11-5 in league play a year ago and finished tied for fourth, just one game out of sole possession of second in the SEC standings (Mississippi State went undefeated and made it to the NCAA title game).
- The Lady Vols lost four letterwinners, including two All-SEC starters, the SEC 6th Woman of the Year and another player who was in 30 games a year ago.

HOME SWEET HOME

- This is the 32nd season that the Tennessee women's and men's basketball teams have called Thompson-Boling Arena their home, and the Lady Vols own an incredible 452-45 mark (.909) in the venue.
- The Lady Volunteers have built a 605-69 (.898) home record in contests played at Thompson-Boling Arena, Stokely Athletics Center and Alumni Gym through the years.
- UT is 10-7 there this season and 99-22 during the Holly Warlick era.
- Capacity at Thompson-Boling Arena is 21,678.
- UT has led the nation in attendance 19 times in the past 27 years, finishing second in 2013-14, 2014-15 and 2015-16, and fourth in 2016-17 after an 11-season run at No. 1.
- UT is seventh through 17 2018-19 home games (8,028).

THE RETURNEES

- Tennessee returns three starters in 6-2 sophomore forward Rennia Davis (12.0 ppg., 7.6 rpg.), 6-0 sophomore point guard Evina Westbrook (8.4 ppg., 2.8 rpg., 4.3 apg.) and 5-11 senior wing Meme Jackson (8.2 ppg., 4.2 rpg.).
- Davis is the Lady Vols' top returnee in scoring (12.0), rebounds (7.6) and steals (1.1).
- Top returning reserves include 6-3 redshirt senior forward Cheridene Green (4.1 ppg., 3.7 rpg.) and 6-4 sophomore center Kasiyahna Kushkituah (1.8 ppg., 1.4 rpg.).
- Davis and Westbrook started from day one a year ago and made the 2018 SEC All-Freshman Team.
- Jackson has started 52 games the past two seasons, leading UT in three-pointers (50) in 2017-18, while Kushkituah and Green played back-up roles and showed promising flashes as reserves a year ago.
- Also back is 6-3 junior center Kamera Harris, who is trying to earn minutes in the paint as well.

NO. 4-RANKED FRESHMAN CLASS

- Tennessee's 2018 signing class was ranked No. 4 by espnW HoopGurlz and ProspectsNation.com.
- Zaay Green (6-0 guard from Duncanville, Texas) is ranked No. 10 by ESPN and No. 26 by ProspectsNation. She is a McDonald's and Naismith All-American and was picked to play in the Jordan Brand Classic.
- Green hails from Duncanville (Texas) High School, the same prep alma mater as Lady Vol, WNBA and USA Basketball legend Tamika Catchings.
- Jazmine Massengill (6-0 point guard from Chattanooga) is ranked No. 11 by ProspectsNation and No. 25 by ESPN. She is a McDonald's All-American and was picked to play in the Jordan Brand Classic.
- Massengill is the first Lady Vol basketball player from Chattanooga.
- Mimi Collins (6-3 forward from Waldorf, Md.) is ranked No. 9 by ProspectsNation and No. 49 by ESPN. She is a McDonald's and Naismith All-American, a top-five finalist for the Naismith Girls' High School Player of the Year and was picked to play in the Jordan Brand Classic.
- Rae Burrell (6-1 wing from Las Vegas, Nev.) is rated No. 43 by ESPN and No. 119 by ProspectsNation. She was a two-time member of the American Family Insurance ALL-USA Nevada Girls Basketball Team and the 2018 Las Vegas Review-Journal Best of Nevada Preps Female Athlete of the Year.

GREAT G.A. ADDITION TO THE STAFF

- After the position was vacant last season, Holly Warlick filled her graduate assistant role with a former Lady Vol standout and team leader for 2018-19.
- Returning to Rocky Top is Nicky Anosike, a 6-4 center who was a four-year starter at UT from 2004-08 and helped UT claim NCAA titles in 2007 and 2008.
- She was noted as a player who held, and insisted others hold, teammates accountable for their commitment and performance in practice and games.
- Anosike played in the WNBA (Minnesota/Washington/Los Angeles) from 2008-12 before embarking on a teaching career.
- Before returning to Knoxville, Anosike was teaching sixth grade world history and eighth grade U.S. history at Azalea Middle School in St. Petersburg, Fla.
- Head coach Holly Warlick, assistant Bridgette Gordon and Anosike all played at Tennessee, and all were part of NCAA title teams as players and/or coaches.



LADY VOLS SPORTING TALL ROSTER

- UT has only one player standing shorter than six-feet tall, and that is 5-11 senior wing Meme Jackson.
- This marks the third time in school history that the Lady Vols have sported 10 players standing six-feet tall or higher on a roster. The other occasions were in 2009-10 and 2014-15, when UT also had 10.
- The Lady Vols feature five players 6-3 or taller, marking the first time that has occurred during the Holly Warlick era and for the initial time since 2009-10.
- The only other times UT had five on the roster standing 6-3 or taller occurred in 2004-05 (6), 2005-06 (6), 2007-08 (5), 2008-09 (5) and 2009-10 (5).

ALWAYS A CHALLENGING SCHEDULE

- Tennessee's schedule features 17 of 29 contests against schools earning NCAA (13), WNIT (3) or WBI (1) berths last season.
- Among the marquee out-of-conference match-ups, the itinerary includes home games vs. Stanford (Dec. 18) and Notre Dame (Jan. 24) and a Dec. 9 contest at Texas.
- Combined with SEC showdowns at home vs. South Carolina and on the road at Mississippi State, the schedule provides Tennessee games against each of last year's NCAA finalists (Notre Dame and Mississippi State) and four of the nation's preseason top 10, according to Charlie Crème's ESPN.com Way-Too-Early Top 25.
- Among UT's foes this season, Notre Dame (1st), Stanford (6th), Mississippi State (8th), Texas (10th), Missouri (11th), Georgia (13th), South Carolina (15th) and Texas A&M (22nd) are in Crème's Top 25.
- Tennessee has selected dates for a pair of games that bring attention to great causes.
- The Lady Vols will play host to the annual "We Back Pat" game on Jan. 21 vs. Arkansas.
- The contest, which is held in conjunction with the Southeastern Conference's We Back Pat Week observance, creates awareness and raises money for

the fight against Alzheimer's disease.
- Women's basketball and Lady Vol coaching legend Pat Summitt saw her career and life cut shot by the disease.
- UT also will host its "Live Pink, Bleed Orange" game on Jan. 27 when LSU comes to town, generating publicity and funds for the fight against breast cancer.
- Coaches Holly Warlick (UT) and Nikki Caldwell (LSU), who both played and coached at Tennessee, started an organization called Champions For A Cause that is involved in fund-raising, support and education projects.

HISTORIC UT-UCONN SERIES RENEWED

- The Naismith Memorial Basketball Hall of Fame announced on Aug. 14 the renewal of the Tennessee -UConn series, starting with the 2019-20 season.
- The teams consistently met from 1995-2007 but haven't played each other since. UConn leads the series, 13-9, but UT has won the last three meetings.
- Tennessee and UConn account for 19 National Championships, dozens of impact players in the WNBA and many of the sport's all-time greats.
- As part of the two-year series, UConn will host UT during the 2019-20 season (Jan. 23, 2020), with a portion of the proceeds benefitting the Pat Summitt Foundation and the Naismith Memorial Basketball Hall of Fame. In the 2020-21 season, the Lady Vols will host the Huskies in Knoxville (date to be determined), with a portion of the proceeds again benefiting the Pat Summitt Foundation and the Naismith Memorial Basketball Hall of Fame, as well as the Women's Basketball Hall of Fame.

BRAND NEW LOCKER ROOM

- On Sept. 7, UT celebrated the dedication of the Larry Pratt Locker Room Complex at Thompson-Boling Arena.
- Pratt is the same person for whom the Tennessee practice facility, Pratt Pavilion, is named.
- Pratt's lead commitment of $2 million—coupled with other leadership gifts—enabled UT to finance the top-notch locker room facility entirely through private funds.
- The complex provides UT's basketball student-athletes very impressive headquarters during practices and games as well as for medical treatment, film sessions and other team-oriented functions.
- The project, which involved demolition of the old infrastructure and a complete rebuild of that space, resulted in brand-new dressing, meeting and film rooms for both teams and a state-of-the-art sports medicine area. The upgrades certainly enhance the experiences of current Vols and Lady Vols, but they also provide an impressive showpiece during the recruiting process.

SIX MCDONALD'S A-AS ON ROSTER

- Tennessee has six McDonald's All-Americans on its 2018-19 roster, which is the same number as it had a year ago.
- Those players are sophomores Rennia Davis, Kasiyahna Kushkituah and Evina Westbrook, and freshmen Mimi Collins, Zaay Green and Jazmine Massengill.
- 2017 was the first time an entire Lady Vol signing class consisted only of McDonald's All-Americans.
- Tennessee now has had 34 McDonald's All-Americans on its rosters through the years.
- Holly Warlick has signed 12 McDonald's All-Americans as head coach and added another via transfer for 13 total in her seventh season as head coach.

BACK-TO-BACK TOP-FOUR SIGNING CLASSES

- Tennessee welcomed back to back top-four signing classes in 2017 (No. 1) and 2018 (No. 4), according to the espnW HoopGurlz rankings.
- These are the best back-to-back recruiting classes of the Holly Warlick era.
- The 2017 group included Evina Westbrook, Anastasia Hayes, Rennia Davis and Kasiyahna Kushkituah, while the 2018 collection included Zaay Green, Jazmine Massengill, Rae Burrell and Mimi Collins.
- They are UT's first back-to-back top-five groups since the No. 5 2012 unit (Bashaara Graves, Andraya Carter and Jasmine Jones) signed in Pat Summitt's final season and a No. 3 2013 group (Mercedes Russell, Jannah Tucker, Jordan Reynolds).
- Tennessee is restocking its roster after its 2015 (No. 13) and 2016 (no ranking) classes weren't up to typical program standards.

GRAD. TRANSFER FROM "DOWN UNDER"

- Tennessee's fifth newcomer on the squad is graduate transfer Lou Brown, who came from Washington State and hails from Melbourne, Australia.
- Brown, unfortunately, suffered a torn ACL in her right knee during preseason practice and is out for the year. UT will apply for a sixth season of eligibility.
- She is UT's second-ever international player, following in the footsteps of teammate Cheridene Green, a native of London, England.
- Brown averaged 6.4 points, 6.0 rebounds and knocked down 29 three-pointers while starting 23 of 28 games as a redshirt junior a year ago for the Cougars.
- For her career, she tallied 529 points, 167 rebounds, 106 assists, 88 steals, 80 three-pointers and 66 blocks while drawing 71 starts in 95 contests.
- Before an injury sidelined her after seven games as a junior in 2016-17, Brown was averaging 10.4 points and 6.9 rebounds, posting career bests in points (16 vs. Nebraska) and rebounds (16 vs. Oklahoma State).
- Brown was ranked No. 2 by ProspectsNation.com among international high school recruits in 2014.
- Aussie Basketball USA founder Samantha Tomlinson played college basketball at Troy University alongside UT director of recruiting operations and player personnel Heather Ervin and was coached by (then) Troy assistant Sharrona Reaves, who is now the recruiting coordinator and an assistant coach for the Lady Vols.

DOUBLE-DOUBLES & TRIPLE-DOUBLES

SEASON LEADERS

FRESHMEN (2 OR MORE)

Holdsclaw, Chamique 16
Frost, Sheila 11
Graves, Bashaara 10
Parker, Candace 10
Davis, Rennia 9
Catchings, Tamika 9
Horton, Karla 7
Johnson, Tiffani 6
Johnson, Glory 5
Gordon, Bridgette 4
Morton, Karen 4
Anosike, Nicky 3
Ostrowski, Mary 3
Snow, Michelle 3
Cain, Kelley 2
Brewer, Alyssia 2
Stricklen, Shekinna 2
Ely, Shyra 2
Evans, Peggy 2
Groover, Debbie 2
Thompson, Pashen 2

SOPHOMORES (2 OR MORE)

Parker, Candace 21
Holdsclaw, Chamique 16
Russell, Mercedes 11
Ostrowski, Mary 11
Groover, Debbie 10
Horton, Karla 10
Gordon, Bridgette 9
Davis, Rennia 8
Catchings, Tamika 8
Ward, Vonda 8
Harrison, Isabelle 6
Towns, Paula 6
Burdick, Cierra 5
Johnson, Glory 5
Ely, Shyra 5
Evans, Peggy 5
Haave, Tanya 5
Jackson, Gwen 5
Cain, Kelley 4
Charles, Daedra 4
Ely, Cindy 4
Johnson, Dana 4
Shekinna, Stricklen 4
Baugh, Vicki 3
Freeman, Valerie 3
Frost, Sheila 3
Manning, Alicia 3
Noble, Cindy 3
Randall, Semeka 3
Snow, Michelle 3
Graves, Bashaara 3
Brewer, Alyssia 2
DeShields, Diamond 2

JUNIORS (2 OR MORE)

Russell, Mercedes 19
Harrison, Isabelle 18
Holdsclaw, Chamique 16
Parker, Candace 14
Charles, Daedra 13
Johnson, Glory 12
Noble, Cindy 11
Stricklen, Stricklen 11
Johnson, Tiffani 9
Ostrowski, Mary 9
Nared, Jaime 8
Graves, Bashaara 8
Catchings, Tamika 8
Ely, Shyra 8
Frost, Sheila 8
Haave, Tanya 8
McCray, Nikki 8
Thompson, Pashen 8
Burdick, Cierra 6
Jackson, Gwen 6
Johnson, Dana 6
DeShields, Diamond 5
Groover, Debbie 5
Horton, Karla 5
Snow, Michelle 5
Ward, Vonda 5
Brogdon, Cindy 5
Fluker, Tye'sha 3
Towns, Paula 3
Butts, Tasha 3
Green, Cheridene 2
Moore, Nia 2
Massengale, Ariel 2
Gordon, Bridgette 2
Cain, Kelley 2

SENIORS (2 OR MORE)

Russell, Mercedes 16
Collins, Shelia 14
Harrison, Lisa 14
Johnson, Glory 14
Charles, Daedra 13
Ostrowski, Mary 12
Nared, Jaime 10
Burdick, Cierra 9
Holdsclaw, Chamique 9
Johnson, Dana 9
Webb, Lisa 9
Frost, Sheila 8
Graves, Bashaara 8
Rankin, Jill 8
Harrison, Isabelle 7
Catchings, Tamika 7
Ely, Shyra 7
Green, Cheridene 6
Anosike, Nicky 6
Gordon, Bridgette 6
Jackson, Gwen 6
Noble, Cindy 6
Stricklen, Shekinna 5
Baugh, Vicki 4
Thompson, Pashen 4
Butts, Tasha 3
Fuller, Alex 3
Groover, Debbie 3
Nunn, Schaquilla 2
Reynolds, Jordan 2
Robinson, Ashley 2
Snow, Michelle 2
Williams, Kamiko 2

CAREER LEADERS

(5 OR MORE)

Holdsclaw, Chamique 57
Russell, Mercedes 46
Parker, Candace 45
Johnson, Glory 36
Ostrowski, Mary 35
Catchings, Tamika 32
Harrison, Isabelle 31
Charles, Daedra 30
Frost, Sheila 30
Graves, Bashaara 29
Ely, Shyra 22
Horton, Karla 22
Stricklen, Shekinna 22
Burdick, Cierra 21
Gordon, Bridgette 21
Johnson, Dana 20
Groover, Debbie 20
Noble, Cindy 20
Nared, Jaime 19
Jackson, Gwen 18
Davis, Rennia 17
Harrison, Lisa 17
Johnson, Tiffani 17
Collins, Shelia 15
Thompson, Pashen 15
Ward, Vonda 15
Haave, Tanya 14
Snow, Michelle 13
Anosike, Nicky 11
Webb, Lisa 11
McCray, Nikki 10
Towns, Paula 10
Evans, Peggy 9
Green, Cheridene 8
Rankin, Jill 8
Cain, Kelley 8
DeShields, Diamond 7
Randall, Semeka 7
Butts, Tasha 6
Brogdon, Cindy 5

POINTS/ASSISTS DD

Massengale, Ariel 3
Reynolds, Jordan 2
Clower, Susan 1
Henry, Lea 1
Hornbuckle, Alexis 1
Marciniak, Michelle 1
Marsh, Dawn 1
McGhee, Carla 1
Middleton, Alexa 1
Simmons, Meighan 1
Stricklen, Shekinna 1
Warlick, Holly 1
Westbrook, Evina 1
Zolman, Shanna 1

TRIPLE-DOUBLES

Reynolds, Jordan 1 (16-17)
Stricklen, Shekinna 1 (09-10)
Collins, Shelia 1 (84-85)

THE LAST TIME

LAST TIME A TENNESSEE PLAYER...

Scored 30 points	Dec. 9, 2018 vs. Texas, Meme Jackson, 33, (UT 88, TEX 82)
Scored 40 points	Mar. 3, 1985 vs. Ole Miss, Shelia Collins, 40, (UT 79, UM 71)
Scored 50 points	Nov. 13, 1976 vs. Kentucky, Patricia Roberts, 51, (UT 107, UK 53)
Had 20 rebounds	Mar. 19, 2012 vs. DePaul, Glory Johnson, 21, (UT 63, DU 48)
Had 25 rebounds	Never
Had 10 assists	Feb. 14, 2019 vs. Auburn, Evina Westbrook, 10, (UT 73, AU 62)
Had 15 assists	Mar. 6, 1988 vs. Georgia, Dawn Marsh, 18, (UT 82, UG 76)
Had 7 blocks	Jan. 3, 2013 at South Carolina, Isabelle Harrison, 7, (UT 73, SC 53)
Had 10 blocks	Feb. 22, 2010 vs. LSU, Kelley Cain, 12, (UT 70, LSU 61)
Had 7 steals	Nov. 11, 2018 vs. Presbyterian, Evina Westbrook, 7, (UT 97, PC 49)
Had 10 steals	Jan. 14, 1996 at Kentucky, Michelle Marciniak, 11, (UT 60, UK 45)
Made 5+ three-pointers	Mar. 3, 2019 vs. Ole Miss, Meme Jackson, 5, (UT 81, UM 56)
Made 8 three-pointers	Mar. 1, 2015 vs. Vanderbilt, Ariel Massengale, 8, (UT 79, VU 49)
Made 10 three-pointers	Never
No Lady Vol scored in double figures	Mar. 29, 2002 vs. Connecticut (UCONN 79, UT 56)
Eight Lady Vols in double-figure scoring	Nov. 29, 2002 vs. Puerto Rico-Mayaguez (UT 136, PRM 26)
Seven Lady Vols in double-figure scoring	Dec. 28, 2018 vs. Murray St. (UT 98, MSU 77)
Six Lady Vols in double-figure scoring	Dec. 28, 2018 vs. Murray St. (UT 98, MSU 77)
Five Lady Vols in double-figure scoring	Dec. 28, 2018 vs. Murray St. (UT 98, MSU 77)
Four Lady Vols with double-digit rebounds	Feb. 22, 2018 vs. Florida (UT 70, UF 42)
Three Lady Vols with double-digit rebounds	Dec. 17, 2017 vs. Long Beach St. (UT 901, LBSU 61)
Three Lady Vols with 20+ points	Dec. 29, 2016 vs. UNC Wilmington (UT 90, UNCW 54)
Four Lady Vols with double-doubles	Nov. 14, 2014 vs. Penn (UT 97, UP 52)
Three Lady Vols with double-doubles	Dec. 6, 2017 vs. Troy (UT 131, Troy 69)
Had a triple-double	Dec. 29, 2016 vs. UNC Wilm., Jordan Reynolds, 11 pts, 14 rebs, 10 asts (UT 90, UNCW 54)

LAST TIME TENNESSEE...

Scored 100 points	March 16, 2018 vs. Liberty (UT 100, LU 60)
Scored 90 points	Dec. 28, 2018 vs. Murray St. (UT 98, MSU 77)
Scored 60 points or less	March 18, 2018 vs. Oregon State (OSU 66, UT 59)
Scored 50 points or less	March 5, 2016 vs. Mississippi State (MSU 58, UT 48)
Scored 40 points or less	Feb. 19, 1972 at UNC Greensboro (UNCG 51, UT 36)
Shot 60 percent FG	March 16, 2018 vs. Liberty, .617 (37-60), (UT 100, LU 60)
Shot 55 percent FG	March 16, 2018 vs. Liberty, .617 (37-60), (UT 100, LU 60)
Shot 40 percent FG or lower	Feb. 21, 2019 vs. Texas A&M, .375 (27-72), (TAMU 79, UT 62)
Shot 30 percent FG or lower	March 2, 2018 vs. South Carolina, .267 (23-86), (USC 73, UT 62)
Shot 25 percent FG or lower	Dec. 14, 2010 at Baylor, .250 (18-72), (BU 65, UT 54)
Won 20 games in a row	Dec. 19, 2010-Mar. 28, 2011 25-game streak
Won 15 games in a row	Nov. 12, 2017-Jan. 11, 2018, 15-game streak
Won 10 games in a row	Nov. 12, 2017-Jan. 11, 2018, 15-game streak
Lost 6 games in a row	Jan. 10, 2019-Jan. 24, 2019, 6-game streak
Won 60 home games in a row	Feb. 2, 1991-Jan. 6, 1996, 69-game streak
Won 50 home games in a row	Feb. 2, 1991-Jan. 6, 1996, 69-game streak
Won 40 home games in a row	Feb. 22, 2009-Feb. 2, 2012, 45-game streak
Lost 4 home games in a row	Jan. 10 2019-Jan. 24, 2019, 4-game streak
Won 10 road games in a row	Jan. 2, 2008-Dec. 14, 2008, 19-game streak
Won 15 road games in a row	Jan. 23, 2000-Jan. 27, 2002, 26-game streak
Won 20 road games in a row	Jan. 23, 2000-Jan. 27, 2002, 26-game streak
Won 25 road games in a row	Jan. 23, 2000-Jan. 27, 2002, 26-game streak
Lost 3 road games in a row	Nov. 20, 2016-Dec. 11. 2016, 3-game streak
Lost 5 road games in a row	Jan. 14, 2016-Feb. 7, 2016, 5-game streak
Gave up 100 points	Mar. 6, 1987 vs. Auburn (AU 102, UT 96)
Gave up 90 points	Feb. 10, 2019 vs. Mississippi State (MSU 91, UT 63)
Gave up 60 points or less	Mar. 3, 2019 vs. Ole Miss (UT 81, UM 56)
Gave up 50 points or less	Jan. 31, 2019 vs. Florida (UT 67, UF 50)
Gave up 40 points or less	Nov. 18, 2018 vs. Florida A&M (UT 96, FAMU 31)
Defeated Top 5 Team At Home	Dec. 10, 2017 vs. #3/2 Texas (UT 82, TEX 75)
Defeated Top 5 Team On The Road	Feb. 26, 2017, at #3/2 Mississippi State (UT 82, MSU 64)
Defeated Top 10 Team At Home	Feb. 25, 2018 vs. #7/6 South Carolina (UT 65, USC 46)
Defeated Top 10 Team On The Road	Jan. 14, 2018, at #9/8 South Carolina (UT 86, USC 70)
Lost To An Unranked Team	Feb. 28, 2019 vs. Vanderbilt, (VU 76 UT 69)

LAST TIME AN OPPOSING PLAYER...

Scored 30 points	Mar. 3, 2018, Crystal Allen, Ole Miss, 30 (UT 81, UM 56)
Scored 40 points	Dec. 20, 2011, Nneka Ogwumike, Stanford, 42 (SU 97, UT 80)
Scored 50 points	Never
Had 20 rebounds	Dec. 21, 2013, Chiney Ogwumike, Stanford, 20 (SU 76, UT 70)
Had 25 rebounds	Never
Had 10 assists	Feb. 24, 2019, Tyasha Harris, South Carolina, 14 (USC 82, UT 67)
Had 15 assists	Never
Made 5+ three-pointers	Feb. 21, 2019, Kayla Wells, Texas A&M, 5 (TAMU 79, UT 62)
Made 8 three-pointers	Dec. 21, 1992, Molly Goodenbour, Stanford, 9 (UT 84, SU 79)
Made 10 three-pointers	Never
No opposing player scored in double figures	Nov. 18, 2018 vs. Florida A&M (UT 96, FAMU 31)

LAST TIME AN OPPONENT...

Shot 60 percent FG	Nov. 25, 2004 vs. Texas, .604 (29-48), (TX 74, UT 59)
Shot 55 percent FG	Dec. 18, 2018 vs. Stanford, .550 (33-60), (SU 95, UT 85)
Shot 50 percent FG	Mar. 8, 2019 vs. Mississippi State, .508 (32-63), (MSU 83, UT 68)
Shot 40 percent FG or lower	Mar. 3, 2019 vs. Ole Miss, .368 (21-57), (UT 81, UM 56)
Shot 30 percent FG or lower	Jan. 31, 2019 vs. Florida, .288 (19-66), (UT 67, UF 50)
Shot 20 percent FG or lower	Nov. 18, 2018 vs. Florida A&M, .186 (11-59), (UT 96, FAMU 31)



2018-19 PLAYER HONORS

MIMI COLLINS
- SEC Freshman of the Week (3/4)

RENNIA DAVIS
- Coaches All-SEC Second Team
- AP All-SEC Second Team
- Junkanoo Jam MVP / All-Tournament Team
- SEC Player of the Week (2/19/19)
- TSWA Player of the Week (11/27/18)
- Coll. Sports Madness SEC Pl. of the Wk. (2/4/18)
- SEC Preseason Media All-SEC First Team
- Cheryl Miller Award Top 10 Finalist
- John R. Wooden Award Midseason Watch List
- John R. Wooden Award Preseason Watch List
- Women's Citizen Naismith Trophy Preseason Watch List
- Cheryl Miller Award Preseason Watch List

ZAAY GREEN
- Coaches SEC All-Freshman Team
- SEC Freshman of the Week (12/4 & 1/29)

MEME JACKSON
- Junkanoo Jam All-Tournament Team

EVINA WESTBROOK
- SEC Player of the Week (12/11/18)
- TSWA Player of the Week (12/11/18)
- Coll. Sports Madness SEC Pl. of the Wk. (12/10/18)
- SEC Preseason Coaches All-SEC Second Team
- Women's Citizen Naismith Trophy Preseason Watch List
- Nancy Lieberman Award Preseason Watch List



ATTENDANCE SUMMARY

	Games	Totals	Average
Home	17	136,471	8,028
Away	10	45,723	4,572
Neutral	4	8,216	2,054
Total	31	190,410	6,142

UT's RECORD WHEN...

Leading after one quarter 14-5
Trailing after one quarter 5-7
Tied after one quarter 0-0

Leading at halftime 11-4
Trailing at halftime 6-8
Tied at halftime 2-0

Leading after three quarters 14-0
Trailing after three quarters 3-12
Tied after three quarters 2-0

Leading with 5:00 remaining 16-1
Trailing with 5:00 remaining 2-11
Tied with 5:00 remaining 1-0
In Overtime 1-0

Tennessee out-rebounds opponent 18-8
Tennessee is out-rebounded 1-4
Same amount of rebounds 0-0

Tennessee commits more turnovers 6-8
Opponent commits more turnovers 12-4
Same amount of turnovers 1-0

Tennessee shoots 50 percent or better 3-0
Opponent shoots 50 percent or better 0-5

Tennessee shoots 49 percent or less 16-12
Opponent shoots 49 percent or less 19-7

Tennessee shoots better than opponent 14-2
Opponent shoots better than Tennessee 5-10
Same shooting percentage 0-0

Tennessee has more free-throw attempts 13-5
Opponent has more free-throw attempts 5-7
Same amount of free-throw attempts 1-0

Tennessee bench outscores opponent bench 11-7
Opponent bench outscores Tennessee bench 7-5
Benches score the same 1-0

Tennessee scores less than 50 0-0
Tennessee scores between 50-59 0-0
Tennessee scores between 60-69 4-9
Tennessee scores between 70-79 7-2
Tennessee scores between 80-89 5-1
Tennessee scores between 90-99 3-0
Tennessee scores 100 or more 0-0

Opponent scores less than 50 3-0
Opponent scores between 50-59 3-0
Opponent scores between 60-69 10-2
Opponent scores between 70-79 2-4
Opponent scores between 80-89 1-4
Opponent scores between 90-99 0-2
Opponent scores 100 or more 0-0

In November 5-0
In December 6-1
In January 3-6
In February 3-5
In March 2-0
In April 0-0

On Monday 0-1
On Tuesday 0-1
On Wednesday 2-0
On Thursday 5-5
On Friday 2-1
On Saturday 1-0
On Sunday 9-4

Margin of Victory/Defeat

	1	2	3	4	5	6	7	8	9	10	11-15	16-19	20-24	25+
Wins	-	1	1	1	-	1	-	1	2	1	3	3	2	3
Losses	1	2	-	1	-	-	1	-	-	1	2	1	1	1

Most First Quarter Points
Tennessee 34 vs. FAMU (11/18/18)
Opponents 27 vs. UK (1/10/19) & USC (2/24/19)

Fewest First Quarter Points
Tennessee 11 vs. MU (1/6/19) & USC (2/24/19)
Opponents 8 vs. UNCA (11/14/18) & UF (1/31/19)

Largest First Quarter Lead
Tennessee 24 vs. FAMU (11/18/18)
Opponents 16 vs. USC (2/24/19)

Most Second Quarter Points
Tennessee 26 vs. TX (12/9/18) & MSU (12/28/18)
Opponents 26 vs. MSU (3/8/19)

Fewest Second Quarter Points
Tennessee 7 vs. SU (12/5/18)
Opponents 6 vs. UM (3/3/19)

Most First Half Points
Tennessee 58 vs. FAMU (11/18/18)
Opponents 45 vs. SU (12/18/18)

Fewest First Half Points
Tennessee 22 vs. SU (12/5/18)
Opponents 16 vs. UNCA (11/14/18)

Largest Halftime Lead
Tennessee 40 vs. FAMU (11/18/18)
Opponents 16 vs. SU (12/5/18) & USC (2/24/19)

Most Third Quarter Points
Tennessee 35 vs. MSU (12/28/18)
Opponents 27 vs. TAMU (2/21/19)

Fewest Third Quarter Points
Tennessee 8 vs. UNCA (11/14/18) & BEL (12/30/18)
Opponents 6 vs. OSU (12/2/18) & SU (12/5/18)

Largest Third Quarter Lead
Tennessee 51 vs. FAMU (11/18/18)
Opponents 20 vs. TAMU (2/21/19)

Most Fourth Quarter Points
Tennessee 29 vs. VU (2/3/19)
Opponents 30 vs. MSU (2/10/19)

Fewest Fourth Quarter Points
Tennessee 10 vs. ALA (1/17/19)
Opponents 5 vs. FAMU (11/18/18)

Most Second Half Points
Tennessee 52 vs. MSU (12/28/18)
Opponents 51 vs. ALA (1/17/19) & VAN2 (2/28/19)

Fewest Second Half Points
Tennessee 26 vs. UGA (1/13/19)
Opponents 13 vs. FAMU (11/18/18)

Largest Margin of Victory
Tennessee 65 vs. FAMU (11/18/18)
Opponents 28 vs. MSU (2/10/19)

Jump Balls Controlled^
Tennessee 20
Opponents 12

Scored UT's First Points
Evina Westbrook 7
Cheridene Green 6
Rennia Davis 5
Meme Jackson 5
Zaay Green 4
Kasiyahna Kushkituah 3
Mimi Collins 1

How Scored First Points
Jumper 11
Layup 10
3-Pointer 7
Free Throw 3

First Off UT Bench*
Jazmine Massengill 14
Mimi Collins 10
Kasiyahna Kushkituah 6
Rae Burrell 5
Zaay Green 5
Kamera Harris 4
Meme Jackson 1

Points Leader*
Evina Westbrook 14
Rennia Davis 8
Meme Jackson 7
Zaay Green 2
Cheridene Green 1

3-Points Leader*
Meme Jackson 12
Rennia Davis 9
Evina Westbrook 7
Zaay Green 3
Rae Burrell 1
Mimi Collins 1
Jazmine Massengill 1

Reb. Leader*
Cheridene Green 16
Rennia Davis 15
Zaay Green 3
Rae Burrell 1
Kasiyahna Kushkituah 1
Evina Westbrook 1

Assists Leader*
Evina Westbrook 23
Meme Jackson 5
Rennia Davis 4
Zaay Green 3
Cheridene Green 2
Jazmine Massengill 2

Steals Leader*
Rennia Davis 11
Meme Jackson 11
Evina Westbrook 10
Cheridene Green 5
Zaay Green 3
Jazmine Massengill 3
Rae Burrell 2
Kamera Harris 1
Kasiyahna Kushkituah 1

Blocks Leader*
Cheridene Green 9
Rae Burrell 6
Zaay Green 6
Kasiyahna Kushkituah 6
Jazmine Massengill 6
Mimi Collins 4
Rennia Davis 4
Meme Jackson 3
Kamera Harris 2
Evina Westbrook 2

10+ Points
Rennia Davis 25
Evina Westbrook 21
Zaay Green 15
Cheridene Green 13
Meme Jackson 13
Mimi Collins 7
Rae Burrell 5
Kasiyahna Kushkituah 5
Jazmine Massengill 2

15+ Points
Evina Westbrook 18
Rennia Davis 15
Meme Jackson 7
Cheridene Green 4
Zaay Green 4

20+ Points
Evina Westbrook 10
Rennia Davis 5
Meme Jackson 4
Cheridene Green 1
Zaay Green 1

30+ Points
Meme Jackson 1

10+ Rebounds
Rennia Davis 9
Cheridene Green 9
Zaay Green 2
Mimi Collins 1
Kasiyahna Kushkituah 1

15+ Rebounds
Cheridene Green 1

5+ Assists
Evina Westbrook 19
Zaay Green 3
Meme Jackson 3
Jazmine Massengill 2

5+ Steals
Zaay Green 1
Meme Jackson 1
Evina Westbrook 1

5+ Blocks
Jazmine Massengill 1

3+ 3-Pointers
Meme Jackson 9
Rennia Davis 3
Evina Westbrook 2
Rae Burrell 1
Zaay Green 1

Double-Doubles
Rennia Davis 8
Cheridene Green 6
Zaay Green 1
Kasiyahna Kushkituah 1
Evina Westbrook 1

Free Throws in Final Four Minutes^
Meme Jackson 9-10
Zaay Green 8-9
Jazmine Massengill 6-7
Rennia Davis 28-33
Cheridene Green 8-10
Evina Westbrook 31-40
Mimi Collins 6-10
Rae Burrell 2-4
Kamera Harris 1-2
Kasiyahna Kushkituah 2-7

Charges Drawn
Cheridene Green 8
Meme Jackson 2
Rae Burrell 1

10 Second Violations Caused 6

Wire-to-Wire Wins 4

Technical Fouls
Meme Jackson 1
Kasiyahna Kushkituah 1

*** Includes all ties/multiple subs**
^ Also includes overtime periods

HEAD COACH HOLLY WARLICK



SEVENTH SEASON

BORN: June 11, 1958

EDUCATION:
Bearden High School (Knoxville, Tenn.),'76
B.S., Tennessee, '81
M.S., Virginia Tech, '83

PLAYING CAREER:
University of Tennessee (1976-80): three-time All-American
Women's Basketball Hall of Fame inductee
1980 Olympic Team
First player at UT to have her jersey (No. 22) retired

In her seventh year at the helm of Tennessee women's basketball, Holly Warlick has built a very impressive résumé in her young head coaching career. Her worksheet contains accomplishments few coaches have achieved in their entire careers, much less as first-time head coaches.

Those successes verify that Warlick was the right choice to take the reins at Tennessee and that she and her staff have the acumen to run a championship program. A disciple of the legendary Pat Summitt, Warlick has maintained the core values of her former coach, co-worker and friend while at the same time employing her own personality, style and competitive energy to coach today's players.

Whether as an All-America player from 1976-80, an assistant and associate head coach for 27 seasons from 1985 to 2012, or head coach from 2012 to present, Warlick has thrived during her more than three decades in the spotlight at Rocky Top. In her seventh year as head coach and 38th season of overall affiliation with the program, she hopes to build upon last season's NCAA Second Round finish.

Warlick was announced as head coach of the Lady Vols on April 18, 2012, as women's hoops legend Pat Summitt stepped into the role of head coach emeritus. In a touching and symbolic gesture the following day at a press conference announcing the changes, Summitt presented her coaching whistle to her long-time aide and former floor general.

Since that day, Warlick and her staff have worked tirelessly to maintain the program's lofty expectations. Despite being picked to finish as low as fifth in the SEC and 20th nationally, her first squad won the 2013 SEC regular season title and made the NCAA Elite Eight, finishing 27-8/14-2 despite injuries that forced players to miss a combined 53 games. Her 2014 edition went 29-6/13-3, winning an SEC Tournament title and making it to the NCAA Sweet 16.

In 2015, her third team reached the 30-win plateau at 30-6/15-1, claiming a share of the regular-season SEC crown and charting the second NCAA Elite Eight berth in her three seasons. Her last four units have finished 22-14, 20-12 and 25-8, 19-12 (entering the 2019 NCAA Tourney), advancing to the NCAA Elite Eight and back-to-back Second Round appearances, respectively, from 2016-18. The last three seasons saw the Lady Vols knock off national powers South Carolina, Mississippi State, Stanford, Notre Dame and Texas along the way.

During Warlick's first six seasons, 11 Lady Vols were taken in the WNBA Draft. Diamond DeShields (1st Rd.), Jaime Nared (2nd Rd.) and Mercedes Russell (2nd Rd.) were picked in 2018; Jordan Reynolds (2nd Rd.) and Schaquilla Nunn (2nd Rd.) were selected in 2017; Bashaara Graves (2nd Rd.) went in 2016; Isabelle Harrison (1st Rd.), Cierra Burdick (2nd Rd.) and Ariel Massengale (3rd Rd.) were chosen in 2015; Meighan Simmons (3rd Rd.) was taken in 2014 and Kamiko Williams (2nd Rd.) was selected in 2013. Simmons was twice named SEC Player of the Year (2013, 2014) during her UT career.

On the international scene, Warlick is a gold medal coach, and two of her players joined her in earning that hardware. Warlick served as an assistant, while Mercedes Russell and Diamond DeShields played on the undefeated (6-0) 2015 USA World University Games Team in South Korea.

From 2012-18 (2019 pending), Tennessee also has produced in the classroom, with 15 players earning a total of 33 spots on the SEC Academic Honor Roll. In 2015, Cierra Burdick became Warlick's first CoSIDA Academic All-American, garnering second-team honors and also being named a UT Torchbearer, the most prestigious accolade a student at Tennessee can receive.

Warlick has been recognized personally for her performance. In 2013, members of the Women's Basketball Coaches Association named her the Spalding Maggie Dixon Division I Rookie Coach of the Year. She was selected by the AP and league coaches as the 2013 SEC Women's Basketball Coach of the Year, and members of the Tennessee Sports Writers Association also chose her as TSWA Women's Basketball Coach of the Year that season.

In May 2017, Warlick was recognized for her years of leadership, volunteer activities, philanthropic work and professional accomplishments that have contributed to improving the quality of life in Tennessee. She was named the 2017 Tennessee Woman of Distinction at the 32nd annual Chattanooga Women of Distinction Awards luncheon. In 2019, she was asked to join the Pat Summitt Foundation Advisory Board.

Warlick and her staff also continue to build for the future on the recruiting trail. They have welcomed 14 McDonald's All-Americans in seven recruiting classes, including eight in the last three years. All four members of the No. 1-ranked 2017 signing class were McDonald's All-Americans, including the No. 2 player in Evina Westbrook, and three of four members of the No. 4-rated 2018 group were McDonald's All-Americans, led by No. 10 ranked Zaay Green. Jordan Horston joins the fold in 2019.

After Warlick helped shape the direction of Lady Vol basketball as an assistant on Summitt's staff for more than a quarter of a century, the pupil took on greater responsibility and oversaw daily supervision of the basketball office during the 2011-12 season. She also handled a large measure of the media obligations after Summitt's Aug. 23, 2011, announcement regarding the diagnosis of early onset dementia, "Alzheimer's type."

Providing an excellent example of how people rally around each other, the Tennessee staff members pulled together remarkably in the face of that adversity. The end result was a 27-9 overall record, an SEC Tournament Championship and advancement to the NCAA Regional Final.

AMONG THE NATION'S BEST

In Holly Warlick's first seven seasons as head coach ...



Eleven Lady Vols have been taken in the WNBA Draft in Warlick's six seasons.

Warlick has continued the Lady Vols' 100-percent graduation rate for players who have completed their collegiate careers at Tennessee.

Only three schools have reached the NCAA Elite Eight more times in the past six seasons than the Lady Vols, who advanced to that round in 2013, 2015 and 2016.

Warlick and Leon Barmore (formerly of Louisiana Tech) are the only skippers to direct their programs to three NCAA Elite Eight appearances in their first four seasons as head coaches.

Holly Warlick's 153-54 record through the 2017-18 season ranked her 11th among Power Five women's coaches.

She is the only coach in that group who had fewer than 10 seasons as a head coach.

UT ranks eighth among Power Five schools with a 13-6 NCAA Tournament record during the past six seasons entering the 2019 tourney.

Warlick's career SEC (.696, 78-34) winning percentage through the 2018-19 ranks her second among all SEC women's head coaches.

Tennessee has claimed three SEC trophies in Warlick's first seven seasons, winning regular-season crowns in 2013 and 2015 and claiming the tournament title in 2014.

• Only 11 women's programs in the nation have appeared in every NCAA Tournament the past seven years, including three from the SEC (Tennessee, South Carolina, Texas A&M).

It's worth noting that Warlick was by Summitt's side, either as a player or an assistant, for 949 of the coach's NCAA-record 1,098 wins and all eight NCAA National Championships. Her value to the program has been evident for some time, as she had held the role of associate head coach since the 2005-06 campaign.

The WBCA also had recognized Warlick's contributions to Tennessee's success through the years, naming Warlick the nation's top assistant coach after she helped lead UT to its seventh national title in 2007. The NCAA Division I women's basketball coaches also recognized Warlick as one of the nation's top assistants in 1998, ranking her prominently in The Women's Basketball Journal poll.

In addition to the NCAA title and coaching honor in 2007, Warlick also teamed up for the first time with former fellow Lady Vol player and assistant Nikki (Caldwell) Fargas, the current head coach at LSU, to pursue her other passion. That pursuit is riding a motorcycle and raising money for the fight against breast cancer.

Warlick and Fargas created the Champions For A Cause Foundation, a long haul motorcycle ride dedicated to raising funds and awareness for a cure for breast cancer. The charitable organization has raised and donated more than $150,000. Past trips include the inaugural ride from San Francisco to Knoxville as well as trips from the Badlands to Las Vegas and from Knoxville to Key West, Fla., New Orleans, Niagara Falls and, most recently in 2013 and 2014, Panama City, Fla.

On Feb. 10, 2008, Warlick and Fargas presented a $10,000 check to the late N.C. State Head Coach Kay Yow and the Kay Yow/WBCA Cancer Fund. At Tennessee's "Live Pink, Bleed Orange" game vs. Vanderbilt on Feb. 17, 2013, three checks worth $15,000 were presented by Champions for a Cause to the UT Breast Health Outreach Program, Kay Yow Cancer Foundation and the Brady James Foundation to help raise money for breast cancer research. Those presentations to organizations have become an annual event, thanks to fundraising efforts and the generosity of many.

Warlick also presented a pink basketball to her sister, Marion Ferrill, prior to the start of that game in 2013. Ferrill was diagnosed with breast cancer in the fall of 2012 and was pronounced cancer free on Sept. 30 after undergoing surgery shortly after her diagnosis. With all of her accomplishments in coaching and in her charitable endeavors it might be easy to overlook the fact that Warlick left just as powerful a mark on women's hoops as a player at UT. It doesn't seem that long ago that the charismatic Knoxville native was flying up and down the court as an All-America Lady Vol point guard.

For more than three decades, Warlick has been considered the finest point guard ever to play for the Lady Vols. In addition to being selected to the CONVERSE/Lady Vol Team of the Decade for the 1980s in January of 1994, five different halls of fame opened their doors to her.

On Feb. 27, 2004, she was inducted into the Tennessee Sports Hall of Fame. In October 2002, she became a member of the University of Tennessee Lady Vol Hall of Fame in the second class of inductees. In June 2001, the Women's Basketball Hall of Fame selected Warlick as one of 10 inductees enshrined into the Hall for the Class of 2001. For the hometown girl, who grew up in the Rocky Hill section of Knoxville and graduated from Bearden High School, it was a dream-come-true.

In summer 1994, Warlick gained admission to her first hall of fame. She was honored as one of the Knoxville's finest all-time athletes with her inclusion in the Greater Knoxville Sports Hall of Fame.

Including the 2018-19 season, Warlick has invested 38 years in the program, having helped shape UT into a national powerhouse with tenure as both a player and a coach. Warlick's expertise and major contributions to the team as an assistant came from her work with the guards. Simmons, Ariel Massengale, Shekinna Stricklen, Kara Lawson, Angie Bjorklund and Shanna Zolman are just a few of the successful players Warlick helped recruit and coach as an assistant coach.

Warlick's association with the Lady Vols started in 1976 when she joined the program as a scholarship 400-meter track athlete who ended up walking on to the basketball team. Soon, she would become the most prolific player in the history of Tennessee Lady Vol basketball.

Warlick was the first player in Tennessee athletics (men or women) to have her jersey retired (No. 22) at the end of her career in 1980. Bearden, her prep alma mater in Knoxville, retired Warlick's high school jersey (also No. 22) prior to a home football game on Oct. 26, 2012.

Known as a play-making wiz during her four years as UT's point guard, Warlick was once tabbed the "best player in the South." As a rookie, Warlick helped lead the Lady Vols to their first Final Four appearance in school history in 1977. She had no trouble adjusting her enthusiasm and knowledge of the game into the coaching role.

In 19 of the past 37 years (2019 in progress) Warlick has been affiliated with UT, she has found herself at the Final Four as a player (1977, 1979, 1980) or as a coach (1986, 1987, 1988, 1989, 1991, 1995, 1996, 1997, 1998, 2000, 2002, 2003, 2004, 2005, 2007 and 2008). Her best Final Four showing as a player was national championship runner-up in her senior season. As a coach, she has helped the Lady Vols grab the brass ring all eight times (1987, 1989, 1991, 1996, 1997, 1998, 2007 and 2008).

A three-time All-American while playing for Summitt from 1976-80, Warlick previously held UT records for most assists in a game (14), most steals in a contest (nine), most assists in a season (225) and most games in a career (142). She continues to hold the Lady Vol single-season steals record with 141 in 1978-79.

Warlick possesses vast international playing experience as well. In addition to being a member of the 1980 U.S. Olympic Team, which did not compete in the Moscow Olympics, Warlick and the 1980 U.S. team won gold at the 1980 FIBA Olympic Qualifying Tournament.

She also captured a gold medal playing for the USA at the 1979 FIBA World Championship, marking the first gold medal for the USA at the FIBA World Championships since 1957 and breaking a streak of five-straight golds by the USSR, a silver medal at the 1979 Pan American Games and gold at the 1979 R. William Jones Cup. Additionally, she served as a player representative on the USA BASKETBALL council and was a member of the USOC Advisory Council for Basketball.

In recognition of being a former Olympian, Warlick earned the distinct honor of running the Olympic torch through Knoxville as it made its way to the 1996 Olympic Games in Atlanta, Ga. Post-collegiately, she was a WPBL All-Star, leading the Nebraska Wranglers to the championship of the Women's Professional Basketball League in 1981.

Prior to joining the Tennessee staff for the 1985-86 season, Warlick gained experience at two other stops on the coaching circuit. She was an assistant coach at Virginia Tech from 1981-83 and an assistant from 1983-85 at Nebraska.

A native of Knoxville, Warlick earned her B.S. in marketing from Tennessee in 1981 and her master's degree in athletic administration from Virginia Tech in 1983. Warlick added "biker" to her vitae in 2001. To commemorate her induction into the Women's Basketball Hall of Fame, a number of Warlick's friends got together and presented her with a Harley-Davidson "Sportster" motorcycle. Just six years later, Warlick already was using her love of the bike towards a greater cause, establishing the Champions For A Cause Foundation with Fargas.

WARLICK YEAR-BY-YEAR

SCHOOL	YEARS	RECORD
at Tennessee	1976-77	28-5
(player)	1977-78	27-4
	1978-79	30-9
	1979-80	33-5
Totals	**4 years**	**118-23**
at Virginia Tech	1981-82	16-12
(assistant)	1982-83	13-12
Totals	**2 years**	**29-24**
at Nebraska	1983-84	16-12
(assistant)	1984-85	10-18
Totals	**2 years**	**26-30**
at Tennessee	1985-86	24-10
(assistant)	1986-87	28-6
	1987-88	31-3
	1988-89	35-2
	1989-90	27-6
	1990-91	30-5
	1991-92	28-3
	1992-93	29-3
	1993-94	31-2
	1994-95	34-3
	1995-96	32-4
	1996-97	29-10
	1997-98	39-0
	1998-99	31-3
	1999-00	33-4
	2000-01	31-3
	2001-02	29-5
	2002-03	33-5
	2003-04	31-4
	2004-05	30-5
(associate head)	2005-06	31-5
	2006-07	34-3
	2007-08	36-2
	2008-09	22-11
	2009-10	32-3
	2010-11	34-3
	2011-12	27-9
(head coach)	2012-13	27-8
	2013-14	29-6
	2014-15	30-6
	2015-16	22-14
	2016-17	20-12
	2017-18	25-8
	2018-19	19-12
Totals	**34th year**	**1003-188**

As Head Coach At UT: 172-66 (.723) – 7th year
As Asst./Assoc. HC At UT: 831-122 (.872) – 27 years
As Coach At UT: 1,003-188 (.842) – 34th year
As Player At UT: 118-23 (.837) – 4 years
Overall At UT: 1,121-211 (.842) – 38th year
As Assistant Elsewhere: 55-54 (.505) – 4 years
Overall As A Coach: 1,058-242 (.814) – 38th year
Combined As Player/Coach: 1,175-264 (.817) – 42nd year


PLAYER
BIOS & STATS
NCAA
FIRST & SECOND ROUNDS
Lady Volunteers

21 LOU BROWN

RS-SR Forward | 6-3 | MS Communication & Information
Melbourne, Australia | Washington State University



PLAYER HIGHS

SEASON HIGHS

Points:	--
Rebounds:	--
Assists:	--
Steals:	--
Blocks:	--
Field Goals:	--
3-Pointers:	--
Free Throws:	--
Minutes:	--

**Indicates most recent high*

CAREER HIGHS

Points:	16 // Nebraska, 11/26/16
Rebounds:	16 // Oklahoma St., 11/20/16
Assists:	6 // California, 2/23/16
Steals:	4 // Gonzaga, 12/8/15*
Blocks:	4 // Hampton, 11/25/14
Field Goals:	5 // Arizona, 2/2/18*
3-Pointers:	4 // Idaho St., 12/1/17*
Free Throws:	6 // Boise St., 12/18/17
Minutes:	32 // St. Mary's, 11/13/16

SEC HIGHS

Points:	--
Rebounds:	--
Assists:	--
Steals:	--
Blocks:	--
Field Goals:	--
3-Pointers:	--
Free Throws:	--
Minutes:	--

NCAA HIGHS

Points:	N/A
Rebounds:	N/A
Assists:	N/A
Steals:	N/A
Blocks:	N/A
Field Goals:	N/A
3-Pointers:	N/A
Free Throws:	N/A
Minutes:	N/A

PRODUCTION TRACKER

	Career*
Had a Double-Double	6
Scored 10+ Points	22
Scored 20+ Points	--
Led WSU in Scoring	3
Led WSU in Rebounding	33
Led WSU in Assists	11
Led WSU in Steals	11
Had 3+ Blocks	4
Had 3+ 3-pt	7

**at Washington State University*

- Graduate transfer from Washington State.
- Lady Vols' second-ever international player (Cheridene Green) and second-ever graduate transfer (Schaquilla Nunn).
- UT's first women's basketball player from Australia.
- Suffered an ACL tear in during practice in October and will miss the 2018-19 season.
- Honorable Mention Pac-12 All-Academic – 2017-18
- Honorable Mention Pac-12 All-Academic – 2015-16
- Started 71 of 95 games during her career at Washington State, averaging 5.6 points, 5.6 rebounds.
- Tallied 529 points, 167 rebounds, 106 assists, 88 steals and 66 blocks during her time in Pullman.
- Hit 80 three-pointers in 245 attempts for 32.7 percent as a Cougar.
- Started 23 of 28 contests as a redshirt junior, averaging 6.4 points and 6.0 rebounds and hitting 29 three-pointers.
- Averaged 10.4 ppg. and 6.9 rpg. during an injury-curtailed junior sesaon in 2016-17.
- Full name is Louise M. "Lou" Brown.
- Born July 23, 1995, in Adelaide, Australia.
- Parents are Stephen and Nicola Brown.
- Has a younger sister, Emily.
- Majored in sport management at Washington State and graduated in May 2018.
- Pursuing a master's degree at Tennessee in communication and information.
- Recipient of the Holly Warlick Basketball Scholarship Endowment.
- Follow @loubrown721 on Twitter and @loubrown7 on Instagram.

2018-19 GAME-BY-GAME STATS

OPPONENT	DATE	MIN	FG-FGA	PCT	3FG-FGA	PCT	FT-FTA	PCT	OR	DR	TR	PF-FO	A	TO	BLK	STL	PTS
Presbyterian	11/11	DNP															
UNC Asheville	11/14	DNP															
Florida A&M	11/18	DNP															
vs. Clemson	11/22	DNP															
vs. UAB	11/24	DNP															
at Oklahoma St.	12/2	DNP															
Stetson	12/5	DNP															
at Texas	12/9	DNP															
Stanford	12/18	DNP															
ETSU	12/21	DNP															
Murray State	12/28	DNP															
Belmont	12/30	DNP															
at Auburn	1/3	DNP															
Missouri	1/6	DNP															
Kentucky	1/10	DNP															
at Georgia	1/13	DNP															
at Alabama	1/17	DNP															
Arkansas	1/21	DNP															
Notre Dame	1/24	DNP															
LSU	1/27	DNP															
Florida	1/31	DNP															
at Vanderbilt	2/3	DNP															
at Mississippi St.	2/10	DNP															
Auburn	2/14	DNP															
at Missouri	2/17	DNP															
at Texas A&M	2/21	DNP															
South Carolina	2/24	DNP															
Vanderbilt	2/28	DNP															
Ole Miss	3/3	DNP															
LSU	3/7	DNP															
Mississippi St.	3/8	DNP															

* indicates game started

CAREER STATS

Season	GP-GS	MIN/MPG	FGs	FG Pct	3FGs	3FG Pct	FTs	FT Pct	O-R-Reb	RPG	PF-FO	Asst	TO	Blk	Stl	Pts	PPG
14-15	32-16	855/26.7	48-146	.329	14-58	.241	14-22	.636	72-135-207	6.5	85-2	17	53	29	23	124	3.9
15-16	28-25	623/22.3	57-151	.377	25-69	.362	15-26	.577	32-80-112	4.0	57-0	31	45	19	39	154	5.5
16-17	7-7	192/27.4	24-72	.333	12-31	.387	13-19	.684	11-37-48	6.9	13-0	9	15	8	11	73	10.4
17-18	28-23	664/23.7	62-171	.363	29-87	.333	25-32	.781	45-122-167	6.0	58-2	49	43	10	15	178	6.4
TOTAL	**95-71**	**2334/24.6**	**191-540**	**.354**	**80-245**	**.327**	**67-99**	**.677**	**160-374-534**	**5.6**	**213-4**	**106**	**156**	**66**	**88**	**529**	**5.6**

12 RAE BURRELL

FR Guard/Forward | 6-1 | University Exploratory Track
Las Vegas, Nev. | Liberty H.S.



Pronounced burr-ELL

- Blocked two shots against Mississippi State while scoring four points and snagging three boards.
- Saw 17 minutes of action against Ole Miss, logging six points and two assists.
- Tallied seven points, four rebounds and a steal in 20 minutes against South Carolina.
- Set new SEC highs of 12 points, seven rebounds and 32 minutes played against Alabama.
- Scored four points and pulled down five boards against Georgia.
- Played 13 minutes against Kentucky, logging two points, four rebounds, a block and an assist.
- Had six points and four rebounds in 17 minutes of action against Belmont.
- Tallied 11 points, six rebounds, two assists and a steal against Murray State.
- Played 21 minutes against ETSU, recording six rebounds, five points and a blocked shot.
- Played nine minutes against OSU, grabbing five rebounds and scoring four points.
- Logged 14 points, six rebounds, one steal and a blocked shot against FAMU.
- Provided a spark off the bench against against UNC Asheville, tallying 10 points, eight rebounds, one block and a steal in 17 minutes.
- Scored 14 points while logging five rebounds, one block and one steal against Presbyterian in her rookie debut.
- Played 18 minutes in Tennessee's exhibition win over Carson-Newman, scoring 11 points while snagging three steals and dishing out three assists.
- Played for Cal Swish AAU program.
- Ranked No. 43 overall and No. 8 wing in the 2018 HoopGurlz espnW Top 100.
- Ranked No. 119 overall and the No. 19 wing in the 2018 Prospectsnation.com Elite 150.
- McDonald's All-American Game nominee (2018).
- American Family Insurance ALL-USA Nevada Girls Basketball Team (2017, 2018).
- Las Vegas Review-Journal Best of Nevada Preps Female Athlete of the Year (2018).
- NevadaPreps.com All-State First Team (2017, 2018).
- All-Southeast League First Team (2018).
- Played at Liberty High School as a senior after attending Foothill her first three years.
- Averaged 14.9 ppg., 7.9 rpg., 2.5 spg., 2.5 apg. and 1.0 bpg. as a senior.
- Averaged 17.5 ppg., 7.5 rpg., 1.9 apg. and 1.3 bpg. as a junior.
- Played a key role as LHS won the Sunrise Region and finished second in the 2018 state tournament with a 31-3 record.
- Helped FHS win the Sunrise Region and make it to the 2017 state semifinals.
- Also competed in soccer and track & field in high school, posting the best high jump mark in the state as a senior at 5-6.
- Honorable mention all-state in track & field in 2018.
- Full name is Rae Marie Burrell.
- Born on June 21, 2000, in Las Vegas, Nev.
- Parents are John and Ann Burrell.
- Mom (Ann Barry) played basketball at the University of Nevada, Reno, where she averaged 10.6 rebounds per game one season and yanked down a school record 25 in a single game. Her dad was a track & field All-American in the long jump at UNR.

PLAYER HIGHS

SEASON HIGHS

Points:	14 // FAMU, 11/18/18*
Rebounds:	8 // UNC Asheville, 11/14/18
Assists:	2 // Ole Miss, 3/3/19*
Steals:	1 // South Carolina, 2/24/19 *
Blocks:	2 // MSU, 3/8/19
Field Goals:	5 // Alabama, 1/17/19*
3-Pointers:	3 // FAMU, 11/18/18
Free Throws:	4 // UNC Asheville, 11/14/18
Minutes:	32 // Alabama, 1/17/19

**Indicates most recent high*

CAREER HIGHS

Points:	14 // FAMU, 11/18/18*
Rebounds:	8 // UNC Asheville, 11/14/18
Assists:	2 // Ole Miss, 3/3/19*
Steals:	1 // South Carolina, 2/24/19 *
Blocks:	2 // MSU, 3/8/19
Field Goals:	5 // Alabama, 1/17/19*
3-Pointers:	3 // FAMU, 11/18/18
Free Throws:	4 // UNC Asheville, 11/14/18
Minutes:	32 // Alabama, 1/17/19

SEC HIGHS

Points:	12 // Alabama, 1/17/19
Rebounds:	7 // Alabama, 1/17/19
Assists:	2 // Ole Miss, 3/3/19
Steals:	1 // South Carolina, 2/24/19 *
Blocks:	2 // MSU, 3/8/19
Field Goals:	5 // Alabama, 1/17/19
3-Pointers:	1 // Arkansas, 1/21/19
Free Throws:	2 // Florida, 1/31/19*
Minutes:	32 // Alabama, 1/17/19

NCAA HIGHS

Points:	--
Rebounds:	--
Assists:	--
Steals:	--
Blocks:	--
Field Goals:	--
3-Pointers:	--
Free Throws:	--
Minutes:	--

PRODUCTION TRACKER

	2018-19	Career
Had a Double-Double	--	--
Scored 10+ Points	5	5
Scored 20+ Points	--	--
Led UT in Scoring	--	--
Led UT in Rebounding	1	1
Led UT in Blocks	3	3
Led UT in Steals	2	2
Had 3+ Assists	--	--
Had 3+ 3-pt	1	1

2018-19 GAME-BY-GAME STATS

OPPONENT	DATE	MIN	FG-FGA	PCT	3FG-FGA	PCT	FT-FTA	PCT	OR	DR	TR	PF-FO	A	TO	BLK	STL	PTS
Presbyterian	11/11	25	5-14	.357	0-2	.000	4-6	.667	4	1	5	1-0	0	1	1	1	14
UNC Asheville	11/14	17	3-7	.429	0-2	.000	4-6	.667	5	3	8	1-0	1	3	1	1	10
Florida A&M	11/18	19	4-14	.286	3-9	.333	3-6	.500	5	1	6	2-0	1	7	1	1	14
vs. Clemson	11/22	6	1-2	.500	1-2	.500	0-0	.000	0	1	1	1-0	0	0	0	0	3
vs. UAB	11/24	4	1-2	.500	0-0	.000	0-1	.000	1	0	1	0-0	0	1	0	0	2
at Oklahoma St.	12/2	9	2-6	.333	0-1	.000	0-0	.000	3	2	5	2-0	1	2	0	0	4
Stetson	12/5	4	0-0	.000	0-0	.000	0-0	.000	0	0	0	0-0	0	0	0	0	0
at Texas	12/9	18	1-3	.333	0-0	.000	0-0	.000	1	3	4	1-0	0	2	0	0	2
Stanford	12/18	3	0-0	.000	0-0	.000	0-0	.000	0	0	0	0-0	0	0	0	1	0
ETSU	12/21	21	2-9	.222	0-3	.000	1-2	.500	2	4	6	1-0	0	2	1	0	5
Murray State	12/28	17	5-7	.714	1-1	1.000	0-0	.000	2	4	6	4-0	2	2	0	1	11
Belmont	12/30	17	2-4	.500	1-1	1.000	1-2	.500	1	3	4	0-0	1	0	0	0	6
at Auburn	1/3	2	0-0	.000	0-0	.000	0-0	.000	0	0	0	0-0	0	1	0	0	0
Missouri	1/6	5	0-0	.000	0-0	.000	0-0	.000	0	0	0	0-0	0	0	0	0	0
Kentucky	1/10	13	1-3	.333	0-1	.000	0-2	.000	1	3	4	0-0	1	0	1	0	2
at Georgia	1/13	15	1-5	.200	0-0	.000	2-2	1.000	3	2	5	0-0	0	1	0	0	4
at Alabama	1/17	32	5-17	.294	0-2	.000	2-2	1.000	3	4	7	1-0	0	1	1	0	12
Arkansas	1/21	22	1-3	.333	1-1	1.000	0-0	.000	0	5	5	3-0	1	2	0	0	3
Notre Dame	1/24	16	0-2	.000	0-1	.000	0-0	.000	1	0	1	2-0	0	1	1	0	0
LSU	1/27	11	0-6	.000	0-3	.000	0-0	.000	0	0	0	3-0	1	0	0	0	0
Florida	1/31	10	0-1	.000	0-0	.000	2-2	1.000	0	3	3	0-0	1	0	0	0	2
at Vanderbilt	2/3	6	0-1	.000	0-0	.000	0-0	.000	1	1	2	1-0	0	0	0	0	0
at Mississippi St.	2/10	3	0-3	.000	0-0	.000	0-0	.000	1	2	3	0-0	0	0	0	0	0
Auburn	2/14	4	0-1	.000	0-0	.000	0-0	.000	0	0	0	0-0	0	0	0	0	0
at Missouri	2/17	10	0-4	.000	0-2	.000	1-2	.500	1	2	3	2-0	0	1	0	1	1
at Texas A&M	2/21	12	1-4	.250	0-1	.000	0-0	.000	1	0	1	1-0	0	0	0	0	2
South Carolina	2/24	20	3-7	.429	0-0	.000	1-2	.500	1	3	4	0-0	0	0	0	1	7
Vanderbilt	2/28	9	1-1	1.000	0-0	.000	0-2	.000	0	0	0	0-0	1	0	1	0	2
Ole Miss	3/3	17	3-5	.600	0-0	.000	0-0	.000	0	0	0	0-0	2	1	0	0	6
LSU	3/7	12	0-4	.000	0-0	.000	0-0	.000	1	0	1	1-0	0	1	0	0	0
Mississippi St.	3/8	14	2-4	.500	0-0	.000	0-0	.000	2	1	3	1-0	0	1	2	0	4

* indicates game started

CAREER STATS

Season	GP-GS	MIN/MPG	FGs	FG Pct	3FGs	3FG Pct	FTs	FT Pct	O-R-Reb	RPG	PF-FO	Asst	TO	Blk	Stl	Pts	PPG
2018-19	31-0	403/13.0	44-139	.317	7-32	.219	21-37	.568	40-48-88	2.8	28-0	13	30	10	7	116	3.7

4 MIMI COLLINS

FR Forward | 6-3 | Public Relations
Waldorf, Md. | Paul VI Catholic H.S. (Fairfax, Va.)



PLAYER HIGHS

SEASON HIGHS

Points:	14 // Vanderbilt, 2/28/19
Rebounds:	10 // FAMU, 11/18/18
Assists:	2 // Texas A&M, 2/21/19*
Steals:	3 // Murray St., 12/28/18
Blocks:	1 // LSU, 3/7/19*
Field Goals:	5 // Missouri, 2/17/19*
3-Pointers:	2 // Vanderbilt, 2/28/19
Free Throws:	5 // Vanderbilt, 2/28/19*
Minutes:	25 // Ole Miss, 3/3/19

**Indicates most recent high*

CAREER HIGHS

Points:	14 // Vanderbilt, 2/28/19
Rebounds:	10 // FAMU, 11/18/18
Assists:	2 // Texas A&M, 2/21/19*
Steals:	3 // Murray St., 12/28/18
Blocks:	1 // LSU, 3/7/19*
Field Goals:	5 // Missouri, 2/17/19*
3-Pointers:	2 // Vanderbilt, 2/28/19
Free Throws:	5 // Vanderbilt, 2/28/19*
Minutes:	25 // Ole Miss, 3/3/19

SEC HIGHS

Points:	14 // Vanderbilt, 2/28/19
Rebounds:	9 // Texas A&M, 2/21/19
Assists:	2 // Texas A&M, 2/21/19
Steals:	1 // MSU, 3/8/19*
Blocks:	1 // LSU, 3/7/19*
Field Goals:	5 // Missouri, 2/17/19
3-Pointers:	2 // Vanderbilt, 2/28/19
Free Throws:	5 // Vanderbilt, 2/28/19
Minutes:	25 // Ole Miss, 3/3/19

NCAA HIGHS

Points:	--
Rebounds:	--
Assists:	--
Steals:	--
Blocks:	--
Field Goals:	--
3-Pointers:	--
Free Throws:	--
Minutes:	--

PRODUCTION TRACKER

	2018-19	Career
Had a Double-Double	--	--
Scored 10+ Points	7	7
Scored 20+ Points	--	--
Led UT in Scoring	--	--
Led UT in Rebounding	--	--
Led UT in Blocks	4	4
Led UT in 3 pt. Made	1	1
Had 10+ Rebounds	1	1
Had 3+ Steals	1	1

Pronounced ME-ME

- Turned in 10 points and three rebounds against LSU in the SEC Tourney in her second career start.
- Named SEC Freshman of the Week after averaging 11.5 points and 3.0 rebounds while shooting 61.5 percent (8-13) from the field and 100 percent (2-2) from behind the arc against Vanderbilt and Ole Miss.
- Earned her first career start at Ole Miss, tallying nine points, three rebounds and an assist.
- Went 2-of-2 from behind the arc and 5-of-6 from the free-throw line for a career-high 14 points against Vandy.
- Pulled down nine boards and scored five points in 20 minutes of action at Texas A&M.
- Tied her career high of 11 points while grabbing six rebounds in 20 minutes of action at Missouri.
- Logged 10 points, five rebounds and a steal in 12 minutes of action at Vanderbilt.
- Played 20 minutes against Florida, scoring six points and grabbing six rebounds.
- Scored a career-high tying 11 points against Kentucky while adding four rebounds and a blocked shot.
- Tied her career high of 11 points and set a new career high of three steals against Murray State.
- Recorded a career-high 11 points, six rebounds and two assists against ETSU.
- Had five points, five rebounds and hit a 3-pointer late in the game against No. 12 Texas to help Tennessee secure the win.
- Was instrumental in Tennessee's comeback win over Stetson, scoring seven points, grabbing seven boards and playing high-pressure defense at the top of UT's three-quarter court press.
- Played 10 minutes during UT's overtime win over UAB, logging three points, one steal and an assist.
- Recorded nine points and a career-high 10 rebounds against FAMU.
- Scored seven points while logging six rebounds, a steal and a blocked shot against UNC Asheville.
- Netted nine points and snagged seven rebounds in UT's season-opening win over Presbyterian.
- Recorded a double-double in her first game action as a Lady Vol, scoring 16 points and pulling down 10 rebounds in UT's exhibition win over Carson-Newman.
- Played for Team Takeover AAU program.
- Participated in the 2018 USA Basketball U18 National Team Trials.
- Participated in the 2016 USA Basketball U17 World Championship Team Trials.
- Ranked No. 9 overall and the No. 3 forward in the 2018 Prospectsnation.com Elite 150.
- Ranked No. 49 overall and No. 8 post in the 2018 HoopGurlz espnW Top 100.
- McDonald's All-American (2018).
- Played in Jordan Brand Classic (2018).
- Naismith Player of the Year Top-Five Finalist (2018).
- Naismith All-America First Team (2018).
- Naismith All-America Honorable Mention (2017).
- VISAA Division I Player of the Year (2018).
- VISAA Division I All-State First Team (2017, 2018).
- VISAA Division I All-State Second Team (2016).
- American Family Insurance ALL-USA Virginia Girls Basketball Team (2018).

2018-19 GAME-BY-GAME STATS

OPPONENT	DATE	MIN	FG-FGA	PCT	3FG-FGA	PCT	FT-FTA	PCT	OR	DR	TR	PF-FO	A	TO	BLK	STL	PTS
Presbyterian	11/11	19	3-6	.500	0-0	.000	3-4	.750	4	3	7	3-0	0	2	0	0	9
UNC Asheville	11/14	18	1-7	.143	1-2	.500	4-4	1.000	2	4	6	1-0	0	1	1	1	7
Florida A&M	11/18	19	3-6	.500	0-0	.000	1-1	1.000	5	5	10	4-0	0	0	1	0	7
vs. Clemson	11/22	17	2-3	.667	0-0	.000	0-0	.000	0	2	2	4-0	0	1	0	0	4
vs. UAB	11/24	10	1-3	.333	0-0	.000	1-2	.500	0	0	0	1-0	1	1	0	1	3
at Oklahoma St.	12/2	10	0-1	.000	0-0	.000	0-0	.000	0	1	1	1-0	0	0	0	0	0
Stetson	12/5	19	3-5	.600	0-0	.000	1-3	.333	3	4	7	2-0	0	2	0	1	7
at Texas	12/9	16	1-5	.200	1-2	.500	2-4	.500	1	4	5	2-0	0	1	0	0	5
Stanford	12/18	15	2-3	.667	0-0	.000	1-2	.500	2	0	2	4-0	0	0	0	0	5
ETSU	12/21	20	3-4	.750	0-0	.000	5-6	.833	3	3	6	1-0	2	4	0	0	11
Murray State	12/28	16	5-9	.556	0-1	.000	1-2	.500	3	2	5	0-0	0	2	1	3	11
Belmont	12/30	9	2-2	1.000	0-0	.000	0-0	.000	1	0	1	1-0	0	0	0	0	4
at Auburn	1/3	3	0-0	.000	0-0	.000	0-0	.000	0	0	0	2-0	0	0	0	0	0
Missouri	1/6	5	0-0	.000	0-0	.000	0-0	.000	0	0	0	2-0	0	1	0	0	0
Kentucky	1/10	14	4-7	.571	0-0	.000	3-4	.750	4	0	4	1-0	0	0	1	0	11
at Georgia	1/13	15	0-4	.000	0-0	.000	1-2	.500	1	1	2	3-0	1	2	1	0	1
at Alabama	1/17	8	1-1	1.000	0-0	.000	0-0	.000	0	1	1	1-0	0	1	0	0	2
Arkansas	1/21	4	0-1	.000	0-0	.000	2-2	1.000	2	1	3	1-0	0	0	0	0	2
Notre Dame	1/24	13	1-2	.500	0-0	.000	0-0	.000	1	3	4	2-0	0	0	0	0	2
LSU	1/27	5	0-0	.000	0-0	.000	0-0	.000	1	0	1	2-0	0	1	0	0	0
Florida	1/31	20	3-5	.600	0-0	.000	0-0	.000	2	4	6	3-0	1	4	0	0	6
at Vanderbilt	2/3	12	3-5	.600	0-0	.000	4-6	.667	2	3	5	3-0	0	0	0	1	10
at Mississippi St.	2/10	6	0-0	.000	0-0	.000	0-2	.000	1	0	1	1-0	0	0	0	0	0
Auburn	2/14	4	0-2	.000	0-0	.000	0-0	.000	0	1	1	0-0	0	2	0	0	0
at Missouri	2/17	20	5-7	.714	1-2	.500	0-0	.000	3	3	6	1-0	0	0	0	0	11
at Texas A&M	2/21	20	2-3	.667	1-2	.500	0-0	.000	3	6	9	4-0	2	0	0	0	5
South Carolina	2/24	13	1-3	.333	0-0	.000	0-0	.000	0	3	3	3-0	0	1	0	0	2
Vanderbilt	2/28	22	4-6	.667	2-2	1.000	4-5	.800	1	2	3	4-0	0	1	0	0	14
*Ole Miss	3/3	25	4-7	.571	0-0	.000	1-2	.500	1	2	3	4-0	1	0	0	0	9
*LSU	3/7	21	4-6	.667	0-1	.000	2-2	1.000	3	0	3	3-0	0	3	1	0	10
*Mississippi St.	3/8	14	1-1	1.000	1-1	1.000	0-0	.000	0	0	0	4-0	0	1	0	1	3

* indicates game started

CAREER STATS

Season	GP-GS	MIN/MPG	FGs	FG Pct	3FGs	3FG Pct	FTs	FT Pct	O-R-Reb	RPG	PF-FO	Asst	TO	Blk	Stl	Pts	PPG
2018-19	31-3	432/13.9	59-114	.518	7-13	.538	36-53	.679	49-58-107	3.5	68-0	8	31	6	8	161	5.2

0 RENNIA DAVIS

SO Guard/Forward | 6-2 | Hotel, Restaurant and Tourism Management
Jacksonville, Fla. | Ribault H.S.



PLAYER HIGHS

SEASON HIGHS

Points:	29 // MSU, 2/10/19
Rebounds:	14 // Auburn, 1/3/19
Assists:	4 // FAMU, 11/18/18
Steals:	4 // Vanderbilt, 2/28/19*
Blocks:	2 // Vanderbilt., 2/3/19
Field Goals:	13 // MSU, 2/10/19
3-Pointers:	3 // MSU, 2/10/19*
Free Throws:	11 // Stetson, 12/5/18
Minutes:	40 // MSU, 3/8/19*

**Indicates most recent high*

CAREER HIGHS

Points:	33 // Arkansas, 2/8/18
Rebounds:	14 // Auburn, 1/3/19 *
Assists:	5 // Ala. St., 12/3/17
Steals:	4 // Vanderbilt, 2/28/19*
Blocks:	2 // Vanderbilt., 2/3/19*
Field Goals:	13 // MSU, 2/10/19*
3-Pointers:	3 // MSU, 2/10/19*
Free Throws:	11 // Stetson, 12/5/18
Minutes:	40 // MSU, 3/8/19*

SEC HIGHS

Points:	33 // Arkansas, 2/8/18
Rebounds:	14 // Auburn, 1/3/19*
Assists:	4 // S. Carolina, 2/25/18*
Steals:	4 // Vanderbilt, 2/28/19*
Blocks:	2 // Vanderbilt., 2/3/19
Field Goals:	13 // MSU, 2/10/19*
3-Pointers:	3 // MSU, 2/10/19*
Free Throws:	6 // Auburn, 1/3/19*
Minutes:	40 // MSU, 3/8/19*

NCAA HIGHS

Points:	**18 // Liberty, 3/16/18**
Rebounds:	**11 // Oregon St., 3/18/18***
Assists:	**3 // Liberty, 3/16/18**
Steals:	**1 // Liberty, 3/16/18**
Blocks:	**--**
Field Goals:	**7 // Liberty, 3/16/18**
3-Pointers:	**1 // Liberty, 3/16/18**
Free Throws:	**4 // Liberty, 3/16/18**
Minutes:	**40 // Oregon St., 3/18/18**

PRODUCTION TRACKER

	2018-19	Career
Had a Double-Double	8	17
Scored 10+ Points	25	45
Scored 20+ Points	5	6
Led UT in Scoring	8	13
Led UT in Rebounding	14	20
Had 10+ Rebounds	8	20
Led UT in Steals	10	14
Had 3+ Assists	4	13
Had 3+ 3-pt	3	4

Pronounced reh-NYE-uh

- Tallied 16 points, two assists and a team-high eight rebounds against Mississippi State in the quarterfinals of the SEC Tournament.
- Scored 19 points while dishing out three assists against LSU in the SEC Tournament.
- Named to the 2019 All-SEC Second Team by both the coaches and media.
- Logged 13 points and six rebounds in 20 minutes of action at Ole Miss.
- Led Tennessee in scoring and rebounding against South Carolina with 15 points and nine rebounds.
- Earned SEC Player of the Week honors after posting back-to-back double-doubles against Auburn (15 pts/10 rbs) and at Missouri (16 pts/11 rbs).
- Has the sixth-most career double-doubles by an active player in the SEC (17) and second-most by an underclassman.
- Led UT in scoring with a season-high 29 points at Mississippi State while pulling down six boards and snagging two steals.
- Named College Sports Madness SEC Player of the Week after logging double-doubles against Florida (19 pts/10 rbs) and Vanderbilt (17 pts/12 rbs).
- Notched her fourth 20+ game of the season against LSU with a season-high-tying 24 points and seven rebounds.
- Logged six points, a steal and a team-high 12 rebounds against Georgia.
- Had 12 points, nine rebounds and two steals against Kentucky.
- Scored a team-high 16 points against Missouri while adding nine rebounds and three steals.
- Recorded her fourth double-double of the season at Auburn with 23 points and a career-high tying 14 rebounds.
- Started the game three -for-three from behind the arc en route to 19 points against Belmont.
- Posted her third double-double of the season against Murray State with 20 points and a season-high 13 rebounds.
- Recorded a double-double against Stanford with 14 points, 10 rebounds and a pair of steals.
- Led UT in scoring (24), rebounding (9), steals (3) and free throws made (11) in Tennessee's win over Stetson.
- Named MVP of the Junkanoo Jam after averaging 15.5 points, 5.5 rebounds, 2.5 assists and 2.0 steals during the tournament.
- Knocked down three treys in the fourth quarter, leading UT in scoring with 18 points in its come-from-behind win over UAB.
- Named to the Women's Citizen Naismith Trophy Preseason Watch List.
- Named to the John R. Wooden Preseason Watch List.
- Named 2018-19 Preseason All-SEC First-Team selection by coaches and media.
- Named to the 2019 Cheryl Miller Award Preseason Watch List.
- Was a member of the SEC All-Freshman Team last season.
- Averaged 12.0 points and 7.6 rebounds as a freshman, starting 32 of 33 games.
- Ranked No. 11 in rebounding in the SEC as a rookie, including second among freshmen.
- Finished sixth all-time in rebounds per game by a Lady Vol freshman at 7.6, leading the team on the boards six times during the 2017-18 season.
- Notched nine double-doubles to tie Tamika Catchings for fifth-most double-doubles ever recorded by a Lady Vol freshman. Tennessee alums ahead of her on the list are Chamique Holdsclaw (16), Sheila Frost (11), Bashaara Graves (10) and Candace Parker (10).

2018-19 GAME-BY-GAME STATS

OPPONENT	DATE	MIN	FG-FGA	PCT	3FG-FGA	PCT	FT-FTA	PCT	OR	DR	TR	PF-FO	A	TO	BLK	STL	PTS
Presbyterian	11/11	DNP															
*UNC Asheville	11/14	28	4-10	.400	1-2	.500	1-2	.500	2	6	8	3-0	2	2	0	1	10
*Florida A&M	11/18	21	6-8	.750	1-1	1.000	1-1	1.000	2	9	11	2-0	4	2	0	3	14
*vs. Clemson	11/22	25	6-13	.462	1-2	.500	0-0	.000	2	2	4	2-0	2	1	0	4	13
*vs. UAB	11/24	39	7-13	.538	3-6	.500	1-2	.500	1	6	7	4-0	3	1	1	0	18
*at Oklahoma St.	12/2	29	6-13	.462	0-2	.000	1-1	1.000	2	3	5	5-1	1	5	1	0	13
*Stetson	12/5	36	6-11	.545	1-3	.333	11-12	.917	3	6	9	2-0	0	3	0	3	24
*at Texas	12/9	24	2-4	.500	1-1	1.000	2-4	.500	1	5	6	3-0	0	3	0	1	7
*Stanford	12/18	35	5-15	.333	2-5	.400	2-2	1.000	1	9	10	2-0	1	1	0	2	14
*ETSU	12/21	27	3-8	.375	1-2	.500	4-4	1.000	2	5	7	3-0	0	2	0	0	11
*Murray State	12/28	27	9-16	.563	1-2	.500	1-1	1.000	7	6	13	1-0	0	1	1	0	20
*Belmont	12/30	31	7-16	.438	3-6	.500	2-2	1.000	2	4	6	3-0	0	1	0	1	19
*at Auburn	1/3	37	8-11	.727	1-1	1.000	6-7	.857	3	11	14	2-0	3	6	1	2	23
*Missouri	1/6	39	6-12	.500	2-3	.667	2-2	1.000	2	7	9	3-0	0	2	0	3	16
*Kentucky	1/10	32	5-12	.417	2-5	.400	0-1	.000	6	3	9	2-0	2	4	0	2	12
*at Georgia	1/13	35	2-12	.167	0-3	.000	2-2	1.000	3	9	12	3-0	1	1	0	1	6
*at Alabama	1/17	19	0-5	.000	0-2	.000	0-0	.000	1	4	5	1-0	1	3	0	2	0
Arkansas	1/21	30	3-12	.250	1-6	.167	2-2	1.000	1	3	4	3-0	1	4	0	1	9
*Notre Dame	1/24	31	3-14	.214	0-3	.000	0-0	.000	0	0	0	5-1	0	2	0	0	6
*LSU	1/27	37	8-15	.533	0-3	.000	8-8	1.000	4	3	7	2-0	2	3	0	2	24
*Florida	1/31	34	8-12	.667	1-1	1.000	2-2	1.000	2	8	10	1-0	2	5	0	1	19
*at Vanderbilt	2/3	36	6-15	.400	0-2	.000	5-6	.833	2	10	12	3-0	2	0	2	0	17
*at Mississippi St.	2/10	38	13-22	.591	3-6	.500	0-0	.000	0	6	6	4-0	2	3	1	2	29
*Auburn	2/14	40	5-13	.385	1-1	1.000	4-4	1.000	3	7	10	2-0	1	1	0	2	15
*at Missouri	2/17	40	6-12	.500	2-5	.400	2-2	1.000	2	9	11	3-0	2	2	0	1	16
*at Texas A&M	2/21	29	5-13	.385	0-3	.000	0-0	.000	2	2	4	1-0	0	3	0	1	10
*South Carolina	2/24	38	6-14	.429	1-1	1.000	2-2	1.000	5	4	9	3-0	2	4	0	1	15
*Vanderbilt	2/28	37	6-13	.462	0-1	.000	2-2	1.000	0	6	6	0-0	2	6	1	4	14
*Ole Miss	3/3	20	3-6	.500	1-2	.500	6-8	.750	1	5	6	3-0	0	2	0	0	13
*LSU	3/7	27	6-11	.545	2-3	.667	5-6	.833	2	0	2	4-0	3	2	0	0	19
*Mississippi St.	3/8	40	5-14	.357	2-6	.333	4-4	1.000	2	6	8	1-0	2	4	0	0	16

* indicates game started

CAREER STATS

Season	GP-GS	MIN/MPG	FGs	FG Pct	3FGs	3FG Pct	FTs	FT Pct	O-R-Reb	RPG	PF-FO	Asst	TO	Blk	Stl	Pts	PPG
17-18	33-32	970/29.4	157-325	.483	25-76	.329	57-77	.740	79-171-250	7.6	83-2	57	69	11	35	396	12.0
18-19	30-29	962/32.1	165-365	.452	34-89	.382	78-89	.876	66-164-230	7.7	76-2	41	79	8	40	442	14.7
Totals	**63-61**	**1932/30.7**	**322-690**	**.467**	**59-165**	**.358**	**135-166**	**.813**	**145-335-480**	**7.6**	**159-4**	**98**	**148**	**19**	**75**	**838**	**13.3**

15 CHERIDENE GREEN

RS-SR Forward | 6-3 | Communications Studies
London, England | Harris Academy Beckenham | ASA College



Pronounced SHARE-ih-dean

- Tallied seven points and a team-high nine rebounds in the SEC Tournament against LSU.
- Poured in a career-high 20 points while snagging eight rebounds on Senior Day against Vanderbilt.
- Averaged 10.3 ppg and 8.8 rpg in SEC play.
- Notched her eighth career double-double at Texas A&M with 11 points and 12 rebounds.
- Posted her fifth double-double of the season against Auburn with a season-high 16 points and 11 rebounds.
- Tallied six points, seven rebounds and three blocked shots at Mississippi State.
- Recorded her fourth double-double of the season against Florida with 15 points and 10 rebounds.
- Led the team in rebounding (11) and steals (4) while adding seven points against Notre Dame.
- Recorded her third double-double of the season with a season-high 15 points and a game-high 12 rebounds against Arkansas.
- Set new career highs in rebounds (15) and assists (4) against Kentucky while adding eight points.
- Recorded the fourth double-double of her career against Missouri with 13 points and a career-high 14 rebounds.
- Notched 10 points, eight rebounds and three steals against Murray State.
- Scored 12 points while pulling down three boards against ETSU.
- Tallied 10 points, six rebounds and two blocked shots against No. 12 Texas.
- Tied her career-highs in both rebounds (13) and assists (3) against OSU while adding three steals and six points.
- Netted 11 points and grabbed a team-high eight rebounds against Clemson.
- Scored 12 points while snagging four boards and dishing out two assists against UNC Asheville.
- Recorded her third career double-double and first career start against Presbyterian, logging 13 points, 11 rebounds, three blocks and three steals.
- Started and played 17 minutes in Tennessee's exhibition game against Carson-Newman, logging 16 points, eight rebounds and two blocked shots.
- Saw action in every game during the 2017-18 season, scoring in double figures five times and pulling down double-digit rebounds in three contests.
- Averaged 4.1 ppg. and 3.7 rpg. and shot .549 from the field in a reserve role during her first season back in action following knee surgery in 2015-16 and a redshirt year in 2016-17.
- Posted two double-double efforts on the year, including a showing of 15 points and 12 rebounds in a season-high 26 minutes during an NCAA First Round match-up vs. Liberty.
- Recorded her first career double-double against Troy, logging 16 points, 13 rebounds, three assists and two steals in 20 minutes of action.
- Notched a career-high 17 points at home against Vanderbilt while adding five rebounds, two assists and two steals in 21 minutes.
- Played a productive 12 minutes in the upset of No. 2/4 Texas, notching eight points and five rebounds.
- Redshirted and sat out the whole 2016-17 season to rehab from a right knee injury suffered in 2015-16 at ASA College.
- Played with Great Britain U20 team.

PLAYER HIGHS

SEASON HIGHS

Points:	20 // Vanderbilt, 2/28/19
Rebounds:	15 // Kentucky, 1/10/19
Assists:	4 // Ole Miss, 3/3/19*
Steals:	4 // Auburn, 2/14/19*
Blocks:	3 // MSU, 2/10/19*
Field Goals:	8 // Vanderbilt, 2/28/19
3-Pointers:	--
Free Throws:	7 // Florida, 1/31/19
Minutes:	35 // MSU, 2/10/19

**Indicates most recent high*

CAREER HIGHS

Points:	20 // Vanderbilt, 2/28/19
Rebounds:	15 // Kentucky, 1/10/19
Assists:	4 // Ole Miss, 3/3/19*
Steals:	4 // Auburn, 2/14/19*
Blocks:	3 // MSU, 2/10/19*
Field Goals:	8 // Vanderbilt, 2/28/19
3-Pointers:	--
Free Throws:	7 // Florida, 1/31/19
Minutes:	35 // MSU, 2/10/19

SEC HIGHS

Points:	20 // Vanderbilt, 2/28/19
Rebounds:	15 // Kentucky, 1/10/19
Assists:	4 // Ole Miss, 3/3/19*
Steals:	4 // Auburn, 2/14/19*
Blocks:	3 // MSU, 2/10/19
Field Goals:	8 // Vanderbilt, 2/28/19
3-Pointers:	--
Free Throws:	7 // Florida, 1/31/19
Minutes:	35 // MSU, 2/10/19

NCAA HIGHS

Points:	15 // Liberty, 3/16/18
Rebounds:	12 // Liberty, 3/16/18
Assists:	--
Steals:	2 // Liberty, 3/16/18
Blocks:	1 // Liberty, 3/16/18
Field Goals:	5 // Liberty, 3/16/18
3-Pointers:	--
Free Throws:	5 // Liberty, 3/16/18
Minutes:	26 // Liberty, 3/16/18

PRODUCTION TRACKER

	2018-19	Career
Had a Double-Double	6	8
Scored 10+ Points	14	19
Scored 20+ Points	1	1
Had 10+ Rebounds	11	14
Led UT in Rebounding	16	19
Led UT in Blocks	10	16
Led UT in Steals	5	7
Had 3+ Blocks	2	3
Had 3+ Steals	7	7

2018-19 GAME-BY-GAME STATS

OPPONENT	DATE	MIN	FG-FGA	PCT	3FG-FGA	PCT	FT-FTA	PCT	OR	DR	TR	PF-FO	A	TO	BLK	STL	PTS
*Presbyterian	11/11	24	5-9	.556	0-0	.000	3-5	.600	5	6	11	2-0	0	1	3	3	13
*UNC Asheville	11/14	23	5-6	.833	0-0	.000	2-2	1.000	2	2	4	2-0	2	2	0	0	12
*Florida A&M	11/18	21	2-3	.667	0-0	.000	1-1	1.000	0	5	5	0-0	1	0	0	2	5
*vs. Clemson	11/22	28	4-6	.667	0-0	.000	3-4	.750	2	6	8	3-0	1	3	0	0	11
*vs. UAB	11/24	19	2-8	.250	0-0	.000	0-0	.000	3	0	3	0-0	0	0	0	1	4
*at Oklahoma St.	12/2	26	3-6	.500	0-0	.000	0-1	.000	6	7	13	3-0	3	1	0	3	6
*Stetson	12/5	21	2-2	1.000	0-0	.000	0-2	.000	1	4	5	3-0	0	1	0	0	4
*at Texas	12/9	22	3-7	.429	0-0	.000	4-4	1.000	4	2	6	4-0	0	3	2	0	10
*Stanford	12/18	20	3-6	.500	0-0	.000	0-0	.000	2	1	3	3-0	0	0	0	0	6
*ETSU	12/21	15	5-6	.833	0-0	.000	2-2	1.000	2	1	3	2-0	0	1	0	0	12
*Murray State	12/28	19	4-5	.800	0-0	.000	2-2	1.000	5	3	8	3-0	1	5	0	3	10
*Belmont	12/30	19	2-4	.500	0-0	.000	0-0	.000	0	1	1	2-0	2	1	1	0	4
*at Auburn	1/3	25	4-7	.571	0-0	.000	0-0	.000	1	3	4	4-0	1	2	0	3	8
*Missouri	1/6	30	4-6	.667	0-0	.000	5-8	.625	7	7	14	4-0	2	3	0	1	13
*Kentucky	1/10	28	3-10	.300	0-0	.000	2-6	.333	8	7	15	3-0	4	2	1	0	8
*at Georgia	1/13	18	2-7	.286	0-0	.000	2-2	1.000	5	5	10	5-1	0	3	0	1	6
*at Alabama	1/17	11	2-3	.667	0-0	.000	0-1	.000	1	0	1	2-0	0	0	0	0	4
*Arkansas	1/21	28	6-9	.667	0-0	.000	3-3	1.000	5	7	12	3-0	1	3	2	0	15
*Notre Dame	1/24	25	3-12	.250	0-0	.000	1-1	1.000	4	7	11	3-0	1	1	0	4	7
*LSU	1/27	31	3-7	.429	0-0	.000	2-2	1.000	6	4	10	4-0	2	3	1	1	8
*Florida	1/31	23	4-6	.667	0-0	.000	7-10	.700	6	4	10	3-0	0	2	1	0	15
*at Vanderbilt	2/3	15	2-5	.400	0-0	.000	0-1	.000	4	3	7	4-0	0	1	0	0	4
*at Mississippi St.	2/10	35	3-4	.750	0-0	.000	0-0	.000	2	5	7	2-0	2	2	3	1	6
*Auburn	2/14	30	6-10	.600	0-0	.000	4-6	.667	5	6	11	2-0	0	0	0	4	16
*at Missouri	2/17	21	3-5	.600	0-0	.000	0-0	.000	3	0	3	4-0	0	2	0	0	6
*at Texas A&M	2/21	26	5-9	.556	0-0	.000	1-4	.250	6	6	12	3-0	1	4	0	0	11
*South Carolina	2/24	26	5-11	.455	0-0	.000	1-1	1.000	5	4	9	4-0	0	1	0	0	11
*Vanderbilt	2/28	28	8-13	.615	0-0	.000	4-5	.800	4	4	8	5-1	0	5	1	1	20
*Ole Miss	3/3	28	4-4	1.000	0-0	.000	5-9	.556	3	4	7	3-0	4	1	1	0	13
*LSU	3/7	31	3-4	.750	0-0	.000	1-2	.500	2	7	9	3-0	2	2	0	1	7
*Mississippi St.	3/8	34	2-4	.500	0-0	.000	4-4	1.000	2	5	7	3-0	1	3	0	2	8

* indicates game started

CAREER STATS

Season	GP-GS	MIN/MPG	FGs	FG Pct	3FGs	3FG Pct	FTs	FT Pct	O-R-Reb	RPG	PF-FO	Asst	TO	Blk	Stl	Pts	PPG
17-18	33-0	391/11.8	50-91	.549	0-3	.000	35-53	.660	59-63-122	3.7	32-0	14	30	13	24	135	4.1
18-19	31-31	750/24.2	112-204	.549	0-0	.000	59-88	.670	111-126-237	7.6	91-2	31	58	16	31	283	9.1
Totals	**64-31**	**1141/17.8**	**162-295**	**.549**	**0-3**	**.000**	**94-141**	**.667**	**170-189-359**	**5.6**	**123-2**	**45**	**88**	**29**	**55**	**418**	**6.5**

14 ZAAY GREEN

FR Guard | 6-0 | Exploratory - Education, Health & Human Sciences
Duncanville, Texas | Duncanville H.S.



PLAYER HIGHS

SEASON HIGHS

Points:	25 // Auburn, 2/14/19
Rebounds:	11 // Vanderbilt, 2/3/19*
Assists:	7 // Auburn, 1/3/19
Steals:	5 // Presbyterian, 11/11/18
Blocks:	2 // Auburn, 1/3/19
Field Goals:	12 // Auburn, 2/14/19
3-Pointers:	3 // Presbyterian, 11/11/18
Free Throws:	4 // Stetson, 12/5/18
Minutes:	37 // South Carolina, 2/24/19*

**Indicates most recent high*

CAREER HIGHS

Points:	25 // Auburn, 2/14/19
Rebounds:	11 // Vanderbilt, 2/3/19*
Assists:	7 // Auburn, 1/3/19
Steals:	5 // Presbyterian, 11/11/18
Blocks:	2 // Auburn, 1/3/19
Field Goals:	12 // Auburn, 2/14/19
3-Pointers:	3 // Presbyterian, 11/11/18
Free Throws:	4 // Stetson, 12/5/18
Minutes:	37 // South Carolina, 2/24/19*

SEC HIGHS

Points:	25 // Auburn, 2/14/19
Rebounds:	11 // Vanderbilt, 2/3/19*
Assists:	7 // Auburn, 1/3/19
Steals:	1 // Florida, 1/31/19*
Blocks:	2 // Auburn, 1/3/19
Field Goals:	12 // Auburn, 2/14/19
3-Pointers:	2 // Missouri, 1/6/19
Free Throws:	2 // Auburn, 1/3/19
Minutes:	37 // South Carolina, 2/24/19

NCAA HIGHS

Points:	--
Rebounds:	--
Assists:	--
Steals:	--
Blocks:	--
Field Goals:	--
3-Pointers:	--
Free Throws:	--
Minutes:	--

PRODUCTION TRACKER

	2018-19	Career
Had a Double-Double	1	1
Scored 10+ Points	14	14
Scored 20+ Points	1	1
Led UT in Scoring	1	1
Led UT in Rebounding	3	3
Led UT in Assists	3	3
Led UT in Steals	2	2
Had 3+ Assists	10	10
Had 3+ 3-pt	1	1

Pronounced ZAY

- Named to the 2019 SEC All-Freshman Team.
- Had 12 points, three rebounds, two assists and a block against South Carolina.
- Shot 75 percent from the field en route to a career-high 25 points against Auburn.
- Is UT's third highest scorer in conference play, averaging 11.6 ppg in SEC games.
- Tallied 13 points, one rebound, a block and a steal at Mississippi State.
- Pulled down a career-high-tying 11 boards at Vandy while adding seven points.
- Named SEC Freshman of the Week after averaging 14.5 points, 5.0 rebounds and 5.0 assists against Notre Dame and LSU.
- Led Tennessee in scoring against Notre Dame with a career-high 19 points, five assists and eight rebounds.
- Tied her career high of 17 points while adding six rebounds and three assists against Arkansas.
- Recorded her first career double-double with 14 points and 11 rebounds against Alabama, setting new SEC and career highs, respectively.
- Logged 11 points, four rebounds and an assist in 35 minutes against Missouri in Knoxville.
- Upped her career-highs in rebounds and assists for the second straight game against Auburn, tallying eight rebounds, seven assists and 10 points.
- Set new career highs in rebounds (6) and assists (5) while adding 10 points against Belmont.
- Tallied 14 points, two rebounds and a steal in 30 minutes of action against No. 8/9 Stanford.
- Named SEC Freshman of the Week after logging career highs in points (17), rebounds (5) and minutes played (29) against OSU in her second career start.
- Is just the 22nd Lady Vol to start in the season opener as a freshman.
- Participated in the 2018 USA Basketball U18 National Team Trials & 2016 U17 World Championship Team Trials.
- Ranked No. 10 overall and the No. 2 guard in the HoopGurlz espnW Top 100.
- Ranked No. 23 overall and the No. 3 guard in the 2018 Prospectsnation.com Elite 150.
- McDonald's All-American (2018), Naismith All-America Third-Team (2018), MaxPreps Fourth-Team All-American (2018).
- Started in the McDonald's All-American Game and Jordan Brand Classic.
- TABC 6A All-State (2017, 2018).
- 6A State Championship MVP (2016, 2017) as Duncanville won state titles.
- Averaged 15.5 ppg., 4.8 rpg., 3.7 apg. and 1.8 spg. as a senior.
- Also played volleyball in high school.
- Parents are Zoderick Green and Yolanda Harris.
- Her mother was a four-year starter on the basketball team at Stephen F. Austin from 1994-97, and still holds the program's No. 6 all-time single-season steals total (87, 1996-97).
- Her father was an All-America player at Central Oklahoma and still holds the school record for assists in a game with 17 vs. Tarleton State in 1995.
- Hails from same prep alma mater as Lady Vols, WNBA and Olympic star Tamika Catchings.

2018-19 GAME-BY-GAME STATS

OPPONENT	DATE	MIN	FG-FGA	PCT	3FG-FGA	PCT	FT-FTA	PCT	OR	DR	TR	PF-FO	A	TO	BLK	STL	PTS
*Presbyterian	11/11	22	4-9	.444	3-4	.750	2-2	1.000	0	0	0	1-0	4	2	1	5	13
UNC Asheville	11/14	20	1-7	.143	0-4	.000	0-0	.000	0	1	1	3-0	1	1	0	1	2
Florida A&M	11/18	19	3-11	.273	0-4	.000	2-4	.500	1	3	4	1-0	3	4	1	2	8
vs. Clemson	11/22	25	5-14	.357	0-4	.000	2-2	1.000	1	1	2	4-0	3	2	0	4	12
vs. UAB	11/24	16	2-8	.250	0-2	.000	1-2	.500	0	4	4	4-0	1	1	0	0	5
*at Oklahoma St.	12/2	29	7-15	.467	1-4	.250	2-4	.500	1	4	5	4-0	2	4	1	1	17
*Stetson	12/5	32	2-9	.222	0-4	.000	4-4	1.000	2	3	5	4-0	1	2	0	2	8
*at Texas	12/9	23	2-7	.286	1-2	.500	3-4	.750	0	5	5	3-0	2	1	0	0	8
*Stanford	12/18	30	6-16	.375	2-5	.400	0-0	.000	1	1	2	5-1	1	0	0	1	14
*ETSU	12/21	24	4-8	.500	1-3	.333	0-0	.000	1	3	4	3-0	2	2	1	1	9
*Murray State	12/28	20	4-11	.364	1-5	.200	0-0	.000	0	3	3	1-0	2	2	0	1	9
*Belmont	12/30	33	3-13	.231	2-6	.333	2-2	1.000	2	4	6	4-0	5	1	0	2	10
*at Auburn	1/3	26	4-7	.571	0-2	.000	2-2	1.000	3	5	8	3-0	7	3	2	1	10
*Missouri	1/6	35	4-9	.444	2-5	.400	1-1	1.000	1	3	4	3-0	1	3	0	0	11
*Kentucky	1/10	32	4-10	.400	0-4	.000	1-3	.333	2	2	4	4-0	1	1	0	0	9
*at Georgia	1/13	19	3-7	.429	1-1	1.000	0-0	.000	0	1	1	1-0	0	2	1	0	7
*at Alabama	1/17	34	6-18	.333	1-6	.167	1-2	.500	3	8	11	3-0	2	2	1	0	14
*Arkansas	1/21	27	8-14	.571	1-3	.333	0-0	.000	4	2	6	3-0	3	0	0	0	17
*Notre Dame	1/24	37	9-21	.429	0-5	.000	1-1	1.000	4	4	8	3-0	5	0	0	1	19
*LSU	1/27	34	5-13	.385	0-5	.000	0-2	.000	0	2	2	2-0	5	1	1	1	10
*Florida	1/31	23	2-8	.250	1-2	.500	0-0	.000	0	5	5	3-0	4	2	0	1	5
*at Vanderbilt	2/3	31	3-10	.300	0-2	.000	1-2	.500	5	6	11	2-0	1	2	0	0	7
*at Mississippi St.	2/10	27	6-13	.462	1-3	.333	0-0	.000	0	1	1	5-1	1	5	1	1	13
*Auburn	2/14	34	12-16	.750	1-2	.500	0-0	.000	5	2	7	1-0	1	2	0	1	25
*at Missouri	2/17	27	3-6	.500	0-1	.000	0-0	.000	0	2	2	2-0	1	3	1	0	6
*at Texas A&M	2/21	26	4-14	.286	1-4	.250	0-0	.000	0	2	2	4-0	3	0	0	0	9
*South Carolina	2/24	37	5-8	.625	0-0	.000	2-2	1.000	0	3	3	3-0	2	1	1	1	12
*Vanderbilt	2/28	23	0-4	.000	0-2	.000	0-0	.000	0	1	1	2-0	1	1	0	1	0
Ole Miss	3/3	24	4-8	.500	1-2	.500	0-0	.000	2	6	8	0-0	3	3	0	2	9
LSU	3/7	19	1-4	.250	0-1	.000	0-0	.000	0	1	1	1-0	2	1	0	0	2
Mississippi St.	3/8	24	1-5	.200	1-4	.250	0-0	.000	0	0	0	5-1	2	3	0	0	3

* indicates game started

CAREER STATS

Season	GP-GS	MIN/MPG	FGs	FG Pct	3FGs	3FG Pct	FTs	FT Pct	O-R-Reb	RPG	PF-FO	Asst	TO	Blk	Stl	Pts	PPG
18-19	31-24	832/26.8	127-323	.393	22-101	.218	27-39	.692	38-88-126	4.1	87-3	72	57	12	30	303	9.8

5 KAMERA HARRIS

JR Center | 6-3 | Recreation & Sport Management
Hampton, Ga. | Dutchtown H.S.



Pronounced CAM-er-ruh

- Played 16 minutes against Notre Dame, scoring two points, grabbing two boards and blocking a shot.
- Tied her career high of four boards against Murray State while dishing out an assist and scoring one point.
- Logged a point and a steal in UT's win over ETSU.
- Played nine minutes against Texas, tallying a rebound, a steal and a blocked shot.
- Recorded four points, four rebounds and two steals in 19 minutes against FAMU.
- Played 19 minutes against Presbyterian, scoring two points and snagging three boards.
- Saw action in 10 games as a sophomore, scoring in three of them and grabbing a carom in seven contests.
- Saw six minutes of action against Liberty during the NCAA First Round, posting two points and one rebound.
- Tallied two points, a block and two rebounds in four minutes against ETSU.
- Played 12 minutes against Alabama State, scoring two points and blocking a shot.
- Pulled down two rebounds in Tennessee's 77-34 win over Central Arkansas.
- Collected two rebounds in 13 minutes of action against South Dakota.
- Saw action in 10 games as a freshman, scoring in three of them and grabbing a rebound on five occasions.
- Averaged 12.4 points, 9.9 rebounds and 8.6 blocks per game as a senior in high school.
- Set a national single-game prep record for blocked shots in 2014 with 28 vs. Veterans High School in the first round of the state tournament.
- Eclipsed the old record of 25 held by Brittney Griner and was featured in Sports Illustrated Faces in the Crowd for that achievement.
- Full name is Kamera Janel Harris
- First name is pronounced like camera.
- Born on July 19, 1998, in Atlanta, Ga.
- Mother is Karen Bailey.
- Siblings include James and Jordan Harris.
- Brother Jordan played college football at Alabama State, Morehouse and New Mexico Military Institute.
- Member of National Honor Society at DHS.
- Expected to graduate in summer 2019.
- Recipient of the Doris Lewis Winners' Circle Scholarship.
- Follow @_kodakmoment_ on Twitter and @_kayh_ on Instagram.

PLAYER HIGHS

SEASON HIGHS

Points:	4 // FAMU, 11/18/18
Rebounds:	4 // Murray St., 12/28/18*
Assists:	1 // Murray St., 12/28/18
Steals:	2 // FAMU, 11/18/18
Blocks:	1 // Florida, 1/31/19*
Field Goals:	2 // FAMU, 11/18/18
3-Pointers:	--
Free Throws:	1 // Vanderbilt, 2/3/19*
Minutes:	19 // FAMU, 11/18/18*

**Indicates most recent high*

CAREER HIGHS

Points:	4 // FAMU, 11/18/18*
Rebounds:	4 // Murray St., 12/28/18*
Assists:	1 // Murray St., 12/28/18
Steals:	2 // FAMU, 11/18/18
Blocks:	1 // Florida, 1/31/19*
Field Goals:	2 // FAMU, 11/18/18*
3-Pointers:	--
Free Throws:	1 // Vanderbilt, 2/3/19*
Minutes:	19 // FAMU, 11/18/18*

SEC HIGHS

Points:	1 // Vanderbilt, 2/3/19
Rebounds:	2 // MSU, 2/10/19*
Assists:	--
Steals:	--
Blocks:	1 // Florida, 1/31/19
Field Goals:	--
3-Pointers:	--
Free Throws:	1 // Vanderbilt, 2/3/19
Minutes:	9 // MSU, 2/10/19

NCAA HIGHS

Points:	2 // Liberty, 3/16/18
Rebounds:	1 // Liberty, 3/16/18
Assists:	--
Steals:	--
Blocks:	--
Field Goals:	1 // Liberty, 3/16/18
3-Pointers:	--
Free Throws:	--
Minutes:	6 // Liberty, 3/16/18

PRODUCTION TRACKER

	2018-19	Career
Had a Double-Double	--	--
Scored 10+ Points	--	--
Scored 20+ Points	--	--
Led UT in Scoring	--	--
Led UT in Rebounding	--	--
Led UT in Blocks	2	3
Led UT in Steals	1	1
Had 3+ Blocks	--	--
Had 3+ Steals	--	--

2018-19 GAME-BY-GAME STATS

OPPONENT	DATE	MIN	FG-FGA	PCT	3FG-FGA	PCT	FT-FTA	PCT	OR	DR	TR	PF-FO	A	TO	BLK	STL	PTS
Presbyterian	11/11	19	1-4	.250	0-0	.000	0-0	.000	2	1	3	1-0	0	3	1	0	2
UNC Asheville	11/14	5	0-0	.000	0-0	.000	0-0	.000	0	0	0	2-0	0	0	0	0	0
Florida A&M	11/18	19	2-3	.667	0-0	.000	0-0	.000	2	2	4	2-0	0	2	0	2	4
vs. Clemson	11/22	DNP															
vs. UAB	11/24	DNP															
at Oklahoma St.	12/2	4	0-0	.000	0-0	.000	0-0	.000	1	0	1	2-0	0	0	0	0	0
Stetson	12/5	2	0-1	.000	0-0	.000	0-0	.000	0	1	1	0-0	0	1	0	0	0
at Texas	12/9	9	0-1	.000	0-0	.000	0-0	.000	1	0	1	2-0	0	1	1	1	0
Stanford	12/18	2	0-0	.000	0-0	.000	0-0	.000	0	1	1	1-0	0	2	0	0	0
ETSU	12/21	9	0-0	.000	0-0	.000	1-2	.500	0	0	0	2-0	0	0	0	1	1
Murray State	12/28	13	0-2	.000	0-0	.000	1-2	.500	2	2	4	1-0	1	0	0	0	1
Belmont	12/30	DNP															
at Auburn	1/3	DNP															
Missouri	1/6	DNP															
Kentucky	1/10	DNP															
at Georgia	1/13	DNP															
at Alabama	1/17	3	0-0	.000	0-0	.000	0-0	.000	0	0	0	0-0	0	0	0	0	0
Arkansas	1/21	3	0-0	.000	0-0	.000	0-0	.000	0	0	0	0-0	0	0	0	0	0
Notre Dame	1/24	16	1-3	.333	0-0	.000	0-2	.000	1	1	2	3-0	0	1	1	0	2
LSU	1/27	3	0-0	.000	0-0	.000	0-0	.000	0	0	0	2-0	0	2	0	0	0
Florida	1/31	3	0-0	.000	0-0	.000	0-0	.000	0	0	0	1-0	0	0	1	0	0
at Vanderbilt	2/3	2	0-0	.000	0-0	.000	1-2	.500	0	0	0	1-0	0	1	0	0	1
at Mississippi St.	2/10	9	0-1	.000	0-0	.000	0-0	.000	2	0	2	1-0	0	0	0	0	0
Auburn	2/14	3	0-0	.000	0-0	.000	0-0	.000	0	0	0	1-0	0	0	0	0	0
at Missouri	2/17	DNP															
at Texas A&M	2/21	1	0-0	.000	0-0	.000	0-0	.000	0	0	0	0-0	0	0	0	0	0
South Carolina	2/24	DNP															
Vanderbilt	2/28	DNP															
Ole Miss	3/3	4	0-0	.000	0-0	.000	0-0	.000	0	0	0	1-0	0	0	0	0	0
LSU	3/7	DNP															
Mississippi St.	3/8	DNP															

* indicates game started

CAREER STATS

Season	GP-GS	MIN/MPG	FGs	FG Pct	3FGs	3FG Pct	FTs	FT Pct	O-R-Reb	RPG	PF-FO	Asst	TO	Blk	Stl	Pts	PPG
16-17	7-0	342/6.0	3-7	.429	0-0	.000	2-4	.500	5-4-9	1.3	10-1	0	0	1	0	8	1.1
17-18	10-0	55/5.5	3-12	.250	0-0	.000	0-2	.000	5-5-10	1.0	6-0	0	5	2	0	6	0.6
18-19	19-0	129/6.8	4-15	.267	0-0	.000	3-8	.375	11-8-19	1.0	23-0	1	13	4	4	11	0.6
Totals	**36-0**	**226/6.3**	**10-34**	**.294**	**0-0**	**.000**	**5-14**	**.357**	**21-17-38**	**1.1**	**39-1**	**1**	**18**	**7**	**4**	**25**	**0.7**

10 MEME JACKSON

SR Guard/Forward | 5-11 | Communications Studies
Murfreesboro, Tenn. | Blackman H.S.



PLAYER HIGHS

SEASON HIGHS

Points:	33 // Texas, 12/9/18
Rebounds:	8 // UAB, 11/24/18
Assists:	6 // Ole Miss, 3/3/19*
Steals:	6 // FAMU, 11/18/18
Blocks:	1 // Clemson, 11/22/18
Field Goals:	10 // Texas, 12/9/18
3-Pointers:	7 /// ETSU, 12/21/18
Free Throws:	9 // Texas, 12/9/18
Minutes:	40 // Texas, 12/9/18

**Indicates most recent high*

CAREER HIGHS

Points:	33 // Texas, 12/9/18
Rebounds:	10 // Troy, 12/6/17
Assists:	7 // Kentucky, 12/31/17
Steals:	6 // FAMU, 11/18/18
Blocks:	3 // South Carolina, 3/2/18
Field Goals:	10 // Texas, 12/9/18
3-Pointers:	7 /// ETSU, 12/21/18
Free Throws:	9 // Texas, 12/9/18
Minutes:	42 // Georgia, 2/6/17

SEC HIGHS

Points:	27 // Auburn, 1/3/19
Rebounds:	8 // Alabama, 2/15/18
Assists:	7 // Kentucky, 12/31/17
Steals:	4 // Vanderbilt, 2/28/19
Blocks:	3 // South Carolina, 3/2/18
Field Goals:	7 // Arkansas, 2/8/18
3-Pointers:	5 // Ole Miss, 3/3/19*
Free Throws:	6 // Vanderbilt, 2/3/19*
Minutes:	42 // Georgia, 2/6/17

NCAA HIGHS

Points:	11 // Liberty, 3/16/18
Rebounds:	3 // Oregon State 3/18/18
Assists:	5 // Liberty, 3/16/18
Steals:	1 // Oregon State 3/18/18*
Blocks:	2 // Dayton, 3/18/17
Field Goals:	3 // Oregon State 3/18/18*
3-Pointers:	3 // Liberty, 3/16/18
Free Throws:	2 // Liberty, 3/16/18
Minutes:	34 // Oregon State 3/18/18

PRODUCTION TRACKER

	2018-19	Career
Had a Double-Double	--	1
Scored 10+ Points	13	28
Scored 20+ Points	4	6
Led UT in Scoring	7	9
Led UT in Steals	9	17
Led UT in Assists	4	7
Led UT in 3 pt. Made	12	38
Had 3+ Steals	7	12
Had 3+ 3-pt	9	15

Pronounced ME-ME

- Went 3-of-4 from behind the arc, scoring 13 points while grabbing two rebounds against Mississippi State.
- Played 38 minutes against LSU in the SEC Tournament, logging nine points, seven rebounds and two steals.
- Shot 83.3 percent from behind the arc (5-6) en route to a team-high 20 points against Ole Miss while adding six assists.
- Recorded an SEC-high four steals while adding five assists and eight points against Vanderbilt.
- Sank two threes while dishing out three assists and snagging two steals against Auburn.
- Logged 17 points, two steals and two rebounds at Vanderbilt.
- Returned to action against Florida after missing two games due to injury, scoring four points and dishing out an assist.
- Dished out a team-high six assists while snagging three steals and scoring eight points against Kentucky.
- Knocked down five threes and was a perfect 6-of-6 from the line to finish with a team-high 27 points at Auburn.
- Tallied 10 points, three rebounds and an assist against Belmont.
- Hit a career-high seven treys against ETSU, tying for fourth-most in a single game by a Lady Vol.
- Scored 17 points against Stanford while grabbing four points and snagging a steal.
- Went four of nine from behind the arc and nine of 11 from the free-throw line en route to a career-high 33 points against No. 12 Texas.
- Led UT in scoring and 3-point shooting for the third time this season against Clemson, going 4-of-9 from behind the arc for 14 points.
- Joined teammate Rennia Davis on the Junkanoo Jam All-Tournament Team.
- Was Tennessee's top scorer for the second game in a row with 19 points and a career-high six steals against FAMU.
- Led UT in scoring against UNC Asheville, netting 13 points while recording two steals and two assists.
- Started every game for Tennessee during the 2017-18 season, playing 27.5 minutes per contest.
- Averaged 8.2 points, 4.0 rebounds, 2.2 assists and 1.0 steals.
- Hit a team-high 50 treys on the season and was UT's leading three-point shooter on 19 occasions.
- Scored in double figures 13 times during her junior season.
- Went 5-of-7 from behind the arc at Arkansas to record a career-high 21 points while grabbing five rebounds and dishing out four assists.
- Tallied 19 points on 7-of-13 shooting with three steals and four rebounds against Alabama State.
- Scored a team-high 18 points against No. 5 Notre Dame while grabbing three rebounds and dishing out two assists.
- Recorded her first career double-double, hitting Troy with 16 points and a career-high 10 rebounds.
- Notched a career-high five treys against Long Beach State, finishing the day with 15 points, six rebounds and four assists.
- Knocked down three treys in the second half to finish with 13 points at LSU.
- Netted 11 points against No. 18 Georgia while dishing out two assists and grabbing four rebounds.
- Scored 11 points against Central Arkansas and led the team in steals with four.
- Tallied 10 points, four rebounds and three assists in the home encounter vs. No. 14/12 Texas A&M.
- Played in all 32 games as a sophomore, starting in 19 of the contests and averaging 4.7 points and 1.8 rebounds per game.
- Improved her 3-point shooting, connecting on 32.9 percent of her shots from deep and leading the team in threes

2018-19 GAME-BY-GAME STATS

OPPONENT	DATE	MIN	FG-FGA	PCT	3FG-FGA	PCT	FT-FTA	PCT	OR	DR	TR	PF-FO	A	TO	BLK	STL	PTS
*Presbyterian	11/11	22	4-9	.444	1-2	.500	2-2	1.000	0	2	2	3-0	3	3	0	4	11
*UNC Asheville	11/14	28	5-9	.556	3-5	.600	0-0	.000	0	1	1	3-0	2	2	0	2	13
*Florida A&M	11/18	21	7-12	.583	3-8	.375	2-4	.500	0	2	2	1-0	4	1	2	6	19
*vs. Clemson	11/22	32	4-11	.364	4-9	.444	2-2	1.000	0	4	4	0-0	4	2	1	0	14
*vs. UAB	11/24	37	2-5	.400	2-4	.500	2-2	1.000	2	6	8	2-0	1	3	0	3	8
*at Oklahoma St.	12/2	38	3-8	.375	1-6	.167	0-0	.000	3	2	5	2-0	2	1	1	4	7
*Stetson	12/5	33	0-4	.000	0-4	.000	0-0	.000	1	4	5	2-0	3	3	0	1	0
*at Texas	12/9	40	10-18	.556	4-9	.444	9-11	.818	1	2	3	3-0	0	1	0	0	33
*Stanford	12/18	35	4-14	.286	3-13	.231	6-10	.600	2	2	4	3-0	1	1	0	1	17
*ETSU	12/21	28	8-14	.571	7-12	.583	0-0	.000	0	3	3	2-0	4	4	0	1	23
*Murray State	12/28	25	4-11	.364	1-6	.167	2-3	.667	1	2	3	1-0	5	4	0	4	11
*Belmont	12/30	33	3-8	.375	2-5	.400	2-2	1.000	0	3	3	0-0	1	2	0	0	10
*at Auburn	1/3	39	8-13	.615	5-8	.625	6-6	1.000	1	2	3	2-0	1	5	0	0	27
*Missouri	1/6	31	0-9	.000	0-3	.000	2-2	1.000	0	1	1	3-0	1	1	0	2	2
*Kentucky	1/10	31	1-7	.143	1-4	.250	5-6	.833	1	0	1	5-1	6	3	0	3	8
*at Georgia	1/13	30	2-6	.333	2-4	.500	0-0	.000	1	3	4	2-0	1	2	0	1	6
*at Alabama	1/17	25	1-5	.200	0-3	.000	2-2	1.000	2	2	4	2-0	0	2	0	1	4
*Arkansas	1/21	21	0-4	.000	0-2	.000	5-6	.833	0	1	1	2-0	0	3	0	1	5
Notre Dame	1/24	DNP															
LSU	1/27	DNP															
Florida	1/31	17	2-6	.333	0-3	.000	0-0	.000	0	0	0	0-0	1	0	0	0	4
at Vanderbilt	2/3	35	5-16	.313	1-5	.200	6-6	1.000	2	2	4	3-0	2	2	0	2	17
at Mississippi St.	2/10	28	1-5	.200	1-4	.250	4-4	1.000	1	3	4	1-0	2	3	0	0	7
*Auburn	2/14	34	2-6	.333	2-5	.400	0-0	.000	0	2	2	0-0	3	1	0	2	6
*at Missouri	2/17	24	2-5	.400	0-2	.000	0-0	.000	1	1	2	3-0	0	1	0	0	4
*at Texas A&M	2/21	26	2-7	.286	0-2	.000	0-0	.000	1	2	3	1-0	3	0	0	1	4
*South Carolina	2/24	18	3-8	.375	0-1	.000	0-0	.000	0	0	0	0-0	2	2	0	0	6
*Vanderbilt	2/28	35	4-8	.500	0-1	.000	0-0	.000	0	1	1	4-0	5	0	0	4	8
*Ole Miss	3/3	35	7-10	.700	5-6	.833	1-2	.500	0	5	5	2-0	6	2	0	2	20
*LSU	3/7	38	4-9	.444	1-3	.333	0-0	.000	2	5	7	1-0	2	4	0	2	9
*Mississippi St.	3/8	26	5-9	.556	3-4	.750	0-0	.000	1	1	2	2-0	1	6	0	0	13

* indicates game started

CAREER STATS

Season	GP-GS	MIN/MPG	FGs	FG Pct	3FGs	3FG Pct	FTs	FT Pct	O-R-Reb	RPG	PF-FO	Asst	TO	Blk	Stl	Pts	PPG
15-16	21-0	137/6.5	9-35	.257	1-16	.063	3-6	.500	5-8-13	0.6	16-0	8	8	0	5	22	1.0
16-17	32-19	751/23.5	58-168	.345	24-73	.329	9-21	.429	23-34-57	1.8	65-3	51	38	5	16	149	4.7
17-18	33-33	907/27.5	96-252	.381	50-140	.357	30-43	.698	27-106-133	4.0	77-0	74	63	13	34	272	8.2
18-19	29-26	865/29.8	103-256	.402	52-143	.364	58-70	.829	23-64-87	3.0	55-1	66	64	4	47	316	10.9
Totals	**115-78**	**2660/23.1**	**266-711**	**.374**	**127-372**	**.341**	**100-140**	**.714**	**78-212-290**	**2.5**	**213-4**	**199**	**173**	**22**	**102**	**759**	**6.6**

11 KASIYAHNA KUSHKITUAH

SO Center | 6-4 | Hotel, Restaurant & Tourism Management
Atlanta, Ga. | St. Francis H.S.



Pronounced CASS-ee-YAW-nuh "Cass-ee" kush-KITTA-wah

- Recorded a career-high 14 points and eight rebounds against LSU during the regular season.
- Tallied SEC highs in points (7) and rebounds (6) against Alabama.
- Scored five points while grabbing four boards and blocking two shots in 17 minutes against Georgia.
- Logged five points, three rebounds, an assist and a blocked shot against Murray State.
- Tallied two points, one rebound and a career-high three blocked shots against ETSU.
- Saw eight minutes of action against Stanford after missing the previous three games due to a knee injury.
- Recorded the first double-double of her career against UAB with 13 points, 13 rebounds and two blocked shots.
- Logged two steals to set a new career-high against Clemson, adding 11 points and six rebounds.
- Netted a career-high 13 points against FAMU while also adding two rebounds, one steal and a blocked shot.
- Made her first career start against Presbyterian, tallying 10 points, seven rebounds, two blocks and an assist in 21 minutes.
- Saw action in 16 games during the 2017-18 season, scoring in six and grabbing a rebound in nine.
- Averaged 7.6 minutes per contest and tallied 1.8 ppg. and 1.4 rpg.
- Connected at a rate of .650 from the field, hitting 13 of 20 shots.
- Recorded a career-high 10 points in 15 minutes of action vs. Liberty during the NCAA First Round.
- Played 18 minutes against Troy, logging six points, five rebounds and two blocked shots.
- Netted four points at Florida.
- Scored three points and pulled down five boards in 10 minutes of action against No. 18 Georgia.
- Blocked three shots, scored four points and pulled down four rebounds during her Lady Vol debut against ETSU.
- Participated in 2016 USA Women's U18 National Team Trials.
- Participated in 2016 USA Women's U17 World Championship Team Trials.
- Participated in 2015 USA Women's U16 National Team Trials.
- Ranked No. 11 overall and the No. 1 post in the 2017 Prospectsnation.com Elite 150.
- Ranked No. 57 overall and the No. 6 post in the 2017 HoopGurlz espnW Top 100.
- McDonald's All-American, WBCA Honorable Mention All-American, Naismith Honorable Mention All-American (2017)
- Played in Jordan Brand Classic (2017).
- Atlanta Journal Constitution Class A All-State First Team (2015, 2016. 2017).
- Full name is Kasiyahna Mercedes Kushkituah. Prefers to be called "Kasi."
- Born on Aug. 16, 1999, in Atlanta, Ga.
- Mother is Talandra Echols, stepdad is Otis Wilson and father is Kaisim Kushkituah.
- Uncle Quennon Echols played basketball at Murray State; and God-uncle Shareef Abdur-Rahim is a retired NBA player who was a 2000 U.S. Olympic gold medalist and 2002 NBA All-Star.
- Big fan of Beyoncé and earned the nickname "Keyoncé" because of that affinity for the star and her propensity to sing while in the car.

PLAYER HIGHS

SEASON HIGHS

Points:	14 // LSU, 1/27/19
Rebounds:	13 // UAB, 11/24/18
Assists:	1 // Vanderbilt 2/28/19*
Steals:	2 // Clemson, 11/22/18
Blocks:	3 // ETSU, 12/21/18
Field Goals:	6 // LSU, 1/27/19*
3-Pointers:	--
Free Throws:	3 // FAMU, 11/18/18
Minutes:	35 // UAB, 11/24/18

**Indicates most recent high*

CAREER HIGHS

Points:	14 // LSU, 1/27/19
Rebounds:	13 // UAB, 11/24/18
Assists:	1 // Vanderbilt 2/28/19*
Steals:	2 // Clemson, 11/22/18
Blocks:	3 // ETSU, 12/21/18*
Field Goals:	6 // UAB, 11/24/18
3-Pointers:	--
Free Throws:	3 // FAMU, 11/18/18
Minutes:	35 // UAB, 11/24/18

SEC HIGHS

Points:	14 // LSU, 1/27/19
Rebounds:	6 // Florida, 1/31/19*
Assists:	1 // Vanderbilt 2/28/19*
Steals:	1 // Texas A&M, 2/21/19*
Blocks:	2 // Georgia, 1/13/19
Field Goals:	6 // LSU, 1/27/19
3-Pointers:	--
Free Throws:	2 // LSU, 1/27/19
Minutes:	28 // LSU, 1/27/19

NCAA HIGHS

Points:	10 // Liberty, 3/16/18
Rebounds:	--
Assists:	--
Steals:	--
Blocks:	--
Field Goals:	5 // Liberty, 3/16/18
3-Pointers:	--
Free Throws:	--
Minutes:	15 // Liberty, 3/16/18

PRODUCTION TRACKER

	2018-19	Career
Had a Double-Double	1	1
Scored 10+ Points	5	6
Scored 20+ Points	--	--
Led UT in Scoring	--	--
Led UT in Rebounding	1	1
Had 10+ Rebounds	1	2
Led UT in Blocks	4	6
Led UT in Steals	1	1
Had 3+ Blocks	1	2

2018-19 GAME-BY-GAME STATS

OPPONENT	DATE	MIN	FG-FGA	PCT	3FG-FGA	PCT	FT-FTA	PCT	OR	DR	TR	PF-FO	A	TO	BLK	STL	PTS
*Presbyterian	11/11	21	5-9	.556	0-0	.000	0-6	.000	6	1	7	2-0	1	2	2	0	10
*UNC Asheville	11/14	21	2-5	.400	0-0	.000	0-0	.000	2	1	3	1-0	1	1	0	0	4
*Florida A&M	11/18	21	5-6	.833	0-0	.000	3-4	.750	0	2	2	1-0	1	2	1	1	13
*vs. Clemson	11/22	26	5-7	.714	0-0	.000	1-2	.500	1	5	6	2-0	1	2	0	2	11
*vs. UAB	11/24	35	6-12	.500	0-0	.000	1-2	.500	2	11	13	3-0	1	2	2	0	13
at Oklahoma St.	12/2	DNP															
Stetson	12/5	DNP															
at Texas	12/9	DNP															
Stanford	12/18	8	0-0	.000	0-0	.000	0-0	.000	0	0	0	0-0	0	0	0	0	0
ETSU	12/21	6	0-0	.000	0-0	.000	2-4	.500	0	1	1	4-0	0	0	3	0	2
Murray State	12/28	18	2-2	1.000	0-0	.000	1-2	.500	1	2	3	3-0	1	0	1	0	5
Belmont	12/30	8	2-4	.500	0-0	.000	0-0	.000	1	0	1	2-0	0	0	0	0	4
at Auburn	1/3	15	0-0	.000	0-0	.000	0-3	.000	1	2	3	2-0	0	2	1	1	0
Missouri	1/6	3	0-0	.000	0-0	.000	0-0	.000	0	2	2	0-0	0	2	0	0	0
Kentucky	1/10	4	0-0	.000	0-0	.000	1-2	.500	0	2	2	2-0	0	0	0	0	1
at Georgia	1/13	17	2-5	.400	0-0	.000	1-4	.250	1	3	4	3-0	0	1	2	0	5
at Alabama	1/17	13	3-6	.500	0-1	.000	1-1	1.000	3	3	6	4-0	0	2	1	0	7
*Arkansas	1/21	12	1-2	.500	0-0	.000	0-1	.000	1	3	4	0-0	0	2	1	1	2
*Notre Dame	1/24	11	1-3	.333	0-0	.000	2-2	1.000	3	1	4	3-0	0	2	0	1	4
*LSU	1/27	28	6-11	.545	0-0	.000	2-4	.500	3	5	8	3-0	0	1	0	0	14
*Florida	1/31	21	3-4	.750	0-0	.000	0-0	.000	0	6	6	0-0	0	1	0	0	6
*at Vanderbilt	2/3	14	4-7	.571	0-0	.000	0-0	.000	3	3	6	5-1	0	2	0	0	8
*at Mississippi St.	2/10	14	0-1	.000	0-0	.000	2-2	1.000	0	0	0	4-0	0	2	0	0	2
Auburn	2/14	10	0-2	.000	0-0	.000	0-0	.000	3	0	3	0-0	1	0	0	0	0
at Missouri	2/17	9	0-2	.000	0-0	.000	0-0	.000	1	1	2	0-0	0	0	0	0	0
at Texas A&M	2/21	13	1-4	.250	0-0	.000	2-2	1.000	0	4	4	2-0	0	2	0	1	4
South Carolina	2/24	8	0-2	.000	0-0	.000	0-0	.000	0	2	2	0-0	1	0	0	0	0
Vanderbilt	2/28	3	0-1	.000	0-0	.000	0-0	.000	0	0	0	1-0	1	0	0	0	0
Ole Miss	3/3	DNP															
LSU	3/7	10	1-3	.333	0-0	.000	0-1	.000	1	1	2	1-0	0	0	1	0	2
Mississippi St.	3/8	6	0-0	.000	0-0	.000	0-0	.000	0	1	1	1-0	0	1	0	0	0

* indicates game started

CAREER STATS

Season	GP-GS	MIN/MPG	FGs	FG Pct	3FGs	3FG Pct	FTs	FT Pct	O-R-Reb	RPG	PF-FO	Asst	TO	Blk	Stl	Pts	PPG
17-18	16-0	122/7.6	13-20	.650	0-0	.000	3-15	.200	4-19-23	1.4	20-0	3	9	6	1	29	1.8
18-19	27-11	375/13.9	49-98	.500	0-1	.000	19-42	.452	33-62-95	3.5	49-1	9	29	15	7	117	4.3
Totals	**43-11**	**497/11.6**	**62-118**	**.525**	**0-1**	**.000**	**22-57**	**.386**	**37-81-118**	**2.7**	**69-1**	**12**	**38**	**21**	**8**	**146**	**3.4**

13 JAZMINE MASSENGILL

FR Guard | 6-0 | Communications Studies
Chattanooga, Tenn. | Hamilton Heights Christian Academy



PLAYER HIGHS

SEASON HIGHS

Points:	12 // LSU, 1/27/19
Rebounds:	9 // ETSU, 12/21/18
Assists:	8 // Murray St., 12/28/18
Steals:	4 // FAMU, 11/18/18
Blocks:	5 // ETSU, 12/21/18
Field Goals:	4 // Murray St., 12/28/18
3-Pointers:	2 // Murray St., 12/28/18
Free Throws:	6 // LSU, 1/27/19
Minutes:	30 // MSU, 2/10/19*

**Indicates most recent high*

CAREER HIGHS

Points:	12 // LSU, 1/27/19
Rebounds:	9 // ETSU, 12/21/18
Assists:	8 // Murray St., 12/28/18
Steals:	4 // FAMU, 11/18/18
Blocks:	5 // ETSU, 12/21/18
Field Goals:	4 // Murray St., 12/28/18
3-Pointers:	2 // Murray St., 12/28/18
Free Throws:	6 // LSU, 1/27/19
Minutes:	30 // MSU, 2/10/19*

SEC HIGHS

Points:	12 // LSU, 1/27/19
Rebounds:	5 // Florida, 1/31/19*
Assists:	4 // Texas A&M 2/21/19
Steals:	3 // LSU, 1/27/19
Blocks:	1 // Arkansas, 1/21/19
Field Goals:	3 // Missouri, 1/6/19
3-Pointers:	--
Free Throws:	6 // LSU, 1/27/19
Minutes:	30 // MSU, 2/10/19

NCAA HIGHS

Points:	--
Rebounds:	--
Assists:	--
Steals:	--
Blocks:	--
Field Goals:	--
3-Pointers:	--
Free Throws:	--
Minutes:	--

PRODUCTION TRACKER

	2018-19	Career
Had a Double-Double	--	--
Scored 10+ Points	2	2
Scored 20+ Points	--	--
Led UT in Scoring	--	--
Led UT in Rebounding	1	1
Led UT in Blocks	5	5
Led UT in Steals	2	2
Had 3+ Assists	5	5
Had 3+ Steals	2	2

- Logged seven points, three rebounds and a blocked shot against Vanderbilt in Knoxville.
- Recorded her first career start at Mississippi State, tallying six points, two assists and three rebounds.
- Scored a career-high 12 points against LSU, going 6-6 from the charity stripe in the final two minutes to help UT seal a home win.
- Logged six points, four rebounds, two steals and two assists against Notre Dame.
- Pulled down five boards, scored two points and blocked a shot in 18 minutes against Arkansas.
- Scored six points while adding four rebounds, a blocked shot and an assist against Missouri.
- Tallied three points, two rebounds and a steal against Auburn in her first SEC game.
- Saw 24 minutes of action against Belmont, tallying seven points, five rebounds and three assists.
- Set career highs in points (10), assists (8) and 3-pointers made (2) against Murray State.
- Led the team in rebounding (9), blocks (5) and steals (2) in 30 minutes of action against ETSU.
- Played 12 minutes against Stanford, tallying five boards, one assist and a steal.
- Tallied two points, one rebound and an assist in 16 minutes of action during UT's come-from-behind win over Stetson.
- Saw 30 minutes of action against UAB, logging four points, five rebounds, two assists and two steals.
- Tallied five points, seven rebounds and four steals in 19 minutes of action against FAMU.
- Logged five points, seven rebounds, two assists and two steals in 25 minutes of action against Presbyterian.
- Played 25 minutes in Tennessee's exhibition win over Carson-Newman, recording 12 points, nine rebounds, three assists and two steals.
- Participated in the 2018 USA Basketball U18 National Team Trials.
- Prospectsnation.com Elite 150.
- Ranked No. 25 overall and the No. 6 point guard in the HoopGurlz espnW Top 100.
- McDonald's All-American (2018).
- NACA Sports First-Team All-American (2018).
- NACA All-Tournament Team (2015, 2016, 2018).
- MaxPreps Third-Team All-American (2018).
- Naismith All-America Honorable Mention (2017).
- Played in Jordan Brand Classic (2018).
- American Family Insurance ALL-USA Tennessee Girls Basketball Team (2018).
- Participated in Ballin' Across Borders (2017, 2018).
- Hit last four points, including the game-winning put-back with less than a second remaining, to lift the "Away Team" to an 89-88 victory at the Jordan Brand Classic.
- Senior year numbers included 11.9 ppg., 6.7 apg., 5.4 rpg. and 2.4 spg.
- Averaged 10 ppg., 7.1 apg., 6.1 rpg. and 2.5 spg. as a junior.
- Put up 11.8 ppg., 5.0 rpg., 3.8 apg., 2.3 apg. as a sophomore.
- Averaged 13.1 ppg., 4.2 rpg., 4.0 apg., 2.3 spg. and 1.9 bpg. as a freshman.

2018-19 GAME-BY-GAME STATS

OPPONENT	DATE	MIN	FG-FGA	PCT	3FG-FGA	PCT	FT-FTA	PCT	OR	DR	TR	PF-FO	A	TO	BLK	STL	PTS
Presbyterian	11/11	25	2-4	.500	0-0	.000	1-3	.333	4	3	7	2-0	2	0	1	2	5
UNC Asheville	11/14	24	1-5	.200	0-1	.000	2-4	.500	1	2	3	0-0	0	2	0	2	4
Florida A&M	11/18	19	2-6	.333	1-5	.200	0-0	.000	3	4	7	0-0	2	0	2	4	5
vs. Clemson	11/22	18	1-5	.200	0-2	.000	1-2	.500	1	1	2	1-0	2	2	0	2	3
vs. UAB	11/24	30	2-8	.250	0-3	.000	0-0	.000	2	3	5	2-0	2	2	0	2	4
at Oklahoma St.	12/2	21	0-4	.000	0-3	.000	0-0	.000	1	3	4	0-0	1	1	0	2	0
Stetson	12/5	16	1-2	.500	0-1	.000	0-0	.000	0	1	1	0-0	1	2	0	0	2
at Texas	12/9	8	0-0	.000	0-0	.000	0-0	.000	1	0	1	0-0	0	0	0	0	0
Stanford	12/18	12	0-0	.000	0-0	.000	0-0	.000	3	2	5	0-0	1	0	0	1	0
ETSU	12/21	30	2-6	.333	0-1	.000	0-0	.000	2	7	9	2-0	3	2	5	2	4
Murray State	12/28	21	4-6	.667	2-2	1.000	0-0	.000	0	4	4	0-0	8	2	1	2	10
Belmont	12/30	24	3-5	.600	1-2	.500	0-0	.000	1	4	5	1-0	3	0	0	0	7
at Auburn	1/3	20	1-5	.200	0-1	.000	1-2	.500	1	1	2	2-0	0	2	0	1	3
Missouri	1/6	21	3-8	.375	0-1	.000	0-1	.000	2	2	4	0-0	0	1	1	0	6
Kentucky	1/10	9	0-2	.000	0-0	.000	0-0	.000	0	0	0	0-0	0	1	0	0	0
at Georgia	1/13	13	2-2	1.000	0-0	.000	0-2	.000	1	1	2	1-0	1	0	0	0	4
at Alabama	1/17	19	1-5	.200	0-1	.000	1-2	.500	3	0	3	0-0	1	1	0	1	3
Arkansas	1/21	18	1-6	.167	0-1	.000	0-2	.000	1	4	5	0-0	0	0	1	0	2
Notre Dame	1/24	20	3-5	.600	0-0	.000	0-0	.000	2	2	4	0-0	2	1	0	2	6
LSU	1/27	28	3-8	.375	0-0	.000	6-7	.857	4	0	4	1-0	1	0	0	3	12
Florida	1/31	17	1-4	.250	0-0	.000	0-0	.000	1	4	5	1-0	2	0	0	0	2
at Vanderbilt	2/3	17	0-1	.000	0-0	.000	0-0	.000	0	2	2	2-0	3	1	0	1	0
at Mississippi St.	2/10	30	2-6	.333	0-0	.000	2-2	1.000	0	3	3	3-0	2	2	0	0	6
Auburn	2/14	5	1-2	.500	0-0	.000	0-0	.000	1	1	2	1-0	0	2	0	0	2
at Missouri	2/17	12	0-2	.000	0-0	.000	0-0	.000	1	1	2	1-0	0	0	0	0	0
at Texas A&M	2/21	18	0-2	.000	0-0	.000	0-0	.000	2	2	4	0-0	4	0	0	0	0
South Carolina	2/24	10	2-2	1.000	0-0	.000	0-0	.000	1	3	4	0-0	0	2	0	0	4
Vanderbilt	2/28	24	3-6	.500	0-0	.000	1-1	1.000	1	2	3	3-0	0	1	1	0	7
Ole Miss	3/3	14	1-6	.167	0-1	.000	0-0	.000	0	0	0	0-0	0	1	1	0	2
LSU	3/7	14	0-2	.000	0-0	.000	0-0	.000	0	0	0	0-0	0	1	0	0	0
Mississippi St.	3/8	4	1-2	.500	0-0	.000	0-0	.000	1	1	2	0-0	1	0	1	0	2

* indicates game started

CAREER STATS

Season	GP-GS	MIN/MPG	FGs	FG Pct	3FGs	3FG Pct	FTs	FT Pct	O-R-Reb	RPG	PF-FO	Asst	TO	Blk	Stl	Pts	PPG
18-19	31-1	561/18.1	43-127	.339	4-25	.160	15-28	.536	41-63-104	3.4	23-0	42	29	14	27	105	3.4

2 EVINA WESTBROOK

SO Guard | 6-0 | Journalism & Electronic Media
Salem, Ore. | South Salem H.S.



PLAYER HIGHS

SEASON HIGHS

Points:	29 // Stanford, 12/18/18*
Rebounds:	8 // Missouri, 2/17/19
Assists:	10 // Auburn, 2/14/19*
Steals:	7 // Presbyterian, 11/11/18
Blocks:	1 // Kentucky, 1/10/19*
Field Goals:	12 // OSU, 12/2/18
3-Pointers:	3 // Texas, 12/9/18
Free Throws:	9 // Stetson, 12/5/18
Minutes:	40 // Stanford, 12/18/18*

**Indicates most recent high*

CAREER HIGHS

Points:	29 // Stanford, 12/18/18*
Rebounds:	8 // Missouri, 2/17/19
Assists:	12 // Troy, 12/6/17
Steals:	7 // Presbyterian, 11/11/18
Blocks:	3 // Notre Dame, 1/18/18*
Field Goals:	12 // OSU, 12/2/18
3-Pointers:	4 // Auburn, 1/4/18
Free Throws:	9 // Stetson, 12/5/18
Minutes:	42 // Texas A&M, 1/11/18

SEC HIGHS

Points:	24 // Arkansas, 1/21/19
Rebounds:	8 // Missouri, 2/17/19
Assists:	10 // Auburn, 2/14/19*
Steals:	4 // Ole Miss, 3/3/19*
Blocks:	3 // Kentucky, 12/31/17
Field Goals:	10 // Arkansas, 1/21/19
3-Pointers:	4 // Auburn, 1/4/18
Free Throws:	6 // Missouri, 1/6/19
Minutes:	42 // Texas A&M, 1/11/18

NCAA HIGHS

Points:	12 // Liberty, 3/16/18
Rebounds:	3 // Liberty, 3/16/18
Assists:	6 // Liberty, 3/16/18
Steals:	2 // Oregon State, 3/18/18
Blocks:	2 // Liberty, 3/16/18
Field Goals:	6 // Liberty, 3/16/18
3-Pointers:	--
Free Throws:	--
Minutes:	23 // Oregon St., 3/18/18

PRODUCTION TRACKER

	2018-19	Career
Had a Double-Double	1	1
Scored 10+ Points	20	32
Scored 20+ Points	10	10
Led UT in Scoring	13	15
Led UT in Rebounding	1	1
Led UT in Assists	21	40
Led UT in Steals	9	12
Had 3+ Assists	23	49
Had 3+ 3-pt	2	5

Pronounced ee-VEE-na

- Scored a team-high 19 points while dishing out six assists against Mississippi State in the quarterfinals of the SEC Tournament.
- Led UT in scoring against LSU in the SEC Tourney with 20 points, logging her 10th 20+ point performance of the season.
- Turned in nine points and a game-high nine assists along with an SEC-high-tying four steals against Ole Miss.
- Led the team in scoring at Texas A&M with 17 points and five assists.
- Logged a game-high 18 points and a career-high eight rebounds at Missouri.
- Narrowly missed a double-double against Auburn, posting 10 assists, nine points and five rebounds.
- Led the team in scoring at Vanderbilt with 18 points, five assists and four boards.
- Dished out seven assists while scoring eight points and snagging three steals against Florida.
- Recorded her ninth 20+ point game of the season with 24 points against Arkansas, becoming just the fourth Lady Vol and first true sophomore to reach that achievement in the last decade. In that timeframe no UT player has amassed more than 11 games with 20 or more points.
- Set a new SEC high of 24 points while adding five assists and a team-high three steals against Arkansas.
- Was UT's high scorer for the eighth time this season against Alabama, logging 19 points, five rebounds and five assists.
- Led the team in scoring with 23 points, four rebounds and six assists at Georgia, her eighth 20-point performance.
- Logged her seventh 20+ performance of the season against Kentucky with 20 points and a career-high tying six rebounds.
- Scored a team-high 16 points against Missouri while setting a new SEC-high of four steals.
- Recorded her sixth 20+ point performance of the season against Belmont with 20 points, six rebounds, and seven assists.
- Logged 10 points, three rebounds, one assist and two steals against Murray State.
- Had four straight 20+ point performances leading up to the ETSU game, becoming the first Lady Vol to do so since Candace Parker had four in a row from March 2 to March 9, 2008.
- Scored a career-high-tying 29 points against Stanford, recording her first career double-double with a season-high 10 assists.
- Named SEC Player of the Week after averaging 21.5 points, 5.0 assists, 3.0 rebounds and 1.0 steals per contest in wins over Stetson and Texas.
- Scored 23 points against Texas while adding six assists, marking her third-straight 20+ point performance.
- Went a perfect 9-9 from the free-throw line en route to 20 points in UT's win over Stetson.
- Went 12-of-15 from the floor for a career-high 29 points against OSU while adding three assists, two steals and two rebounds.
- Went 2-of-2 from behind the arc against Clemson, finishing with seven points, five assists and three rebounds.
- Dished out a season-high eight assists against FAMU while also logging seven points, two rebounds and a steal.
- Went 2-of-2 from behind the arc against UNC Asheville, scoring 11 points and dishing out 4 assists.
- Set new career highs in points (20) and steals (7) against Presbyterian while also dishing out five assists.
- Named to the Women's Citizen Naismith Trophy Preseason Watch List.
- Named 2018-19 Coaches Preseason All-SEC Second Team.

2018-19 GAME-BY-GAME STATS

OPPONENT	DATE	MIN	FG-FGA	PCT	3FG-FGA	PCT	FT-FTA	PCT	OR	DR	TR	PF-FO	A	TO	BLK	STL	PTS
*Presbyterian	11/11	23	7-12	.583	1-1	1.000	5-8	.625	1	3	4	3-0	5	1	0	7	20
*UNC Asheville	11/14	16	4-6	.667	2-2	1.000	1-2	.500	2	2	4	3-0	4	2	0	0	11
*Florida A&M	11/18	21	3-8	.375	1-3	.333	0-0	.000	0	2	2	2-0	8	3	0	1	7
*vs. Clemson	11/22	22	2-7	.286	2-2	1.000	1-2	.500	0	3	3	3-0	5	6	0	2	7
*vs. UAB	11/24	35	6-14	.429	1-3	.333	3-11	.273	0	6	6	3-0	3	5	1	0	16
*at Oklahoma St.	12/2	34	12-15	.800	1-2	.500	4-5	.800	0	2	2	4-0	3	2	0	2	29
*Stetson	12/5	37	5-15	.333	1-3	.333	9-9	1.000	1	2	3	0-0	4	3	1	2	20
*at Texas	12/9	40	8-15	.533	3-4	.750	4-5	.800	0	3	3	4-0	6	3	0	0	23
*Stanford	12/18	40	10-21	.476	2-5	.400	7-9	.778	1	3	4	3-0	10	4	0	2	29
*ETSU	12/21	20	0-5	.000	0-2	.000	2-2	1.000	0	2	2	3-0	9	3	0	1	2
*Murray State	12/28	24	4-12	.333	1-5	.200	1-4	.250	1	2	3	2-0	1	5	0	2	10
*Belmont	12/30	26	6-12	.500	0-1	.000	8-11	.727	0	6	6	3-0	7	5	0	1	20
*at Auburn	1/3	33	2-7	.286	1-3	.333	2-3	.667	0	2	2	1-0	6	2	0	1	7
*Missouri	1/6	31	5-19	.263	0-1	.000	6-10	.600	2	1	3	4-0	3	1	0	4	16
*Kentucky	1/10	37	7-15	.467	1-1	1.000	5-5	1.000	2	4	6	4-0	3	8	1	2	20
*at Georgia	1/13	38	9-16	.563	0-1	.000	5-8	.625	2	2	4	2-0	6	3	0	1	23
*at Alabama	1/17	36	8-20	.400	3-8	.375	0-0	.000	2	3	5	4-0	5	2	0	1	19
*Arkansas	1/21	35	10-17	.588	2-7	.286	2-2	1.000	0	4	4	2-0	5	2	0	3	24
*Notre Dame	1/24	31	6-14	.429	2-5	.400	2-2	1.000	1	4	5	2-0	1	3	0	1	16
*LSU	1/27	23	2-4	.500	0-2	.000	2-2	1.000	1	1	2	4-0	6	5	0	3	6
*Florida	1/31	32	3-12	.250	2-7	.286	0-0	.000	0	2	2	2-0	7	2	0	3	8
*at Vanderbilt	2/3	32	6-16	.375	2-4	.500	4-4	1.000	2	2	4	4-0	5	2	0	1	18
at Mississippi St.	2/10	DNP															
*Auburn	2/14	36	1-11	.091	1-5	.200	6-6	1.000	0	5	5	1-0	10	4	0	1	9
*at Missouri	2/17	37	6-20	.300	1-4	.250	5-7	.714	5	3	8	3-0	6	1	0	1	18
*at Texas A&M	2/21	29	7-16	.438	2-3	.667	1-2	.500	0	2	2	2-0	5	3	0	0	17
*South Carolina	2/24	30	4-13	.308	0-1	.000	2-2	1.000	0	3	3	3-0	1	5	0	1	10
*Vanderbilt	2/28	19	1-5	.200	1-1	1.000	1-2	.500	0	0	0	5-1	4	1	0	0	4
*Ole Miss	3/3	33	3-10	.300	1-3	.333	2-2	1.000	0	5	5	5-1	9	1	0	4	9
*LSU	3/7	28	9-14	.643	1-2	.500	1-1	1.000	0	2	2	3-0	1	2	0	0	20
*Mississippi St.	3/8	38	8-15	.533	2-4	.500	1-1	1.000	1	3	4	3-0	6	6	0	1	19

* indicates game started

CAREER STATS

Season	GP-GS	MIN/MPG	FGs	FG Pct	3FGs	3FG Pct	FTs	FT Pct	O-R-Reb	RPG	PF-FO	Asst	TO	Blk	Stl	Pts	PPG
17-18	33-33	926/28.1	104-267	.390	27-85	.318	41-80	.513	23-69-92	2.8	77-2	143	121	23	30	276	8.4
18-19	30-30	916/30.5	164-386	.425	37-95	.389	92-127	.724	24-84-108	3.6	87-2	154	95	3	48	457	15.2
Totals	**63-63**	**1842/29.2**	**268-653**	**.410**	**64-180**	**.356**	**133-207**	**.643**	**47-153-200**	**3.2**	**164-4**	**297**	**216**	**26**	**78**	**733**	**11.6**

LADY VOL CAREER GAME-BY-GAME STATS

RAE BURRELL

2018-19 Opp.	Pts.	Reb.	Asts.	Blk	Stl.
Prebyterian	14	5	0	1	1
UNC Asheville	10	8	1	1	1
Fla. A&M	14	6	1	1	1
Clemson	3	1	0	0	0
UAB	2	1	0	0	0
Oklahoma St.	4	5	1	0	0
Stetson	0	0	0	0	0
Texas	2	4	0	0	0
Stanford	0	0	1	0	1
ETSU	5	6	0	1	0
Murray St.	11	6	2	0	1
Belmont	6	4	1	0	0
Auburn	0	3	0	1	1
Missouri	0	0	0	0	0
Kentucky	2	4	1	1	0
Georgia	4	5	0	0	0
Alabama	12	7	0	1	0
Arkansas	3	5	1	0	0
Notre Dame	0	1	0	1	0
LSU	0	0	1	0	0
Florida	2	3	1	0	0
Vanderbilt	0	2	0	0	0
Mississippi State	0	3	0	0	0
Auburn	0	0	0	0	0
Missouri	1	3	0	0	1
Texas A&M	2	1	0	0	0
South Carolina	7	4	0	0	1
Vanderbilt	2	0	1	1	0
Ole Miss	6	0	2	0	0
LSU	0	1	0	0	0
Mississippi St.	4	3	0	2	0

MIMI COLLINS

2018-19 Opp.	Pts.	Reb.	Asts.	Blk	Stl.
Prebyterian	9	7	0	0	0
UNC Asheville	7	6	0	1	1
Fla. A&M	7	10	0	1	0
Clemson	4	2	0	0	0
UAB	3	0	1	0	1
Oklahoma St.	0	1	0	0	0
Stetson	7	7	0	0	1
Texas	5	5	0	0	0
Stanford	5	2	0	0	0
ETSU	11	6	2	0	0
Murray St.	11	5	0	1	3
Belmont	4	1	0	0	0
Auburn	0	0	0	0	0
Missouri	0	0	0	0	0
Kentucky	11	4	0	0	0
Georgia	1	2	1	1	0
Alabama	2	1	0	0	0
Arkansas	2	3	0	0	0
Notre Dame	2	4	0	0	0
LSU	0	1	0	0	0
Florida	6	6	1	0	0
Vanderbilt	10	5	0	0	1
Mississippi State	0	1	0	0	0
Auburn	0	1	0	0	0
Missouri	11	6	0	0	0
Texas A&M	5	9	2	0	0
South Carolina	2	3	0	0	0
Vanderbilt	14	3	0	0	0
*Ole Miss	9	3	1	0	0
*LSU	10	3	0	1	0
*Mississippi St.	3	0	0	0	1

RENNIA DAVIS

2017-18 Opp.	Pts.	Reb.	Asts.	Blk	Stl.
*ETSU	6	8	3	1	3
*JMU	17	8	0	0	3
*Wichita State	15	10	1	0	2
*vs. Marquette	14	10	1	0	0
*vs. Oklahoma St.	12	10	0	0	0
*vs. South Dakota	12	5	3	1	1
*Central Arkansas	9	5	3	0	1
*Alabama State	18	9	5	2	0
*Troy	16	10	4	0	0
*Texas	9	7	0	0	2
*LBSU	7	10	2	0	0
*Stanford	9	6	1	0	1
*Kentucky	9	11	0	0	1
*Auburn	5	9	0	0	0
*Vanderbilt	7	7	1	0	1
*Texas A&M	12	2	2	0	1
*South Carolina	11	5	2	0	1
*Notre Dame	12	5	2	1	2
*Mississippi St.	7	10	1	1	0
*Ole Miss	18	8	2	1	2
*LSU	11	5	2	1	1
*Texas A&M	11	3	1	0	1
*Vanderbilt	3	3	3	1	0
*Arkansas	33	14	4	1	1
*Georgia	11	8	3	0	0
*Alabama	18	10	1	1	4
*Missouri	9	3	0	0	1
*Florida	11	10	1	0	3
South Carolina	18	10	4	0	1
*Auburn	16	5	1	0	0
*South Carolina	5	2	2	0	1
*Liberty	18	11	3	0	1
*Oregon State	7	11	0	0	0

2018-19 Opp.	Pts.	Reb.	Asts.	Blk	Stl.
*UNC Asheville	10	8	2	0	1
*Fla. A&M	14	11	4	0	3
*Clemson	13	4	2	0	4
*UAB	18	7	3	1	0
*Oklahoma St.	13	5	1	1	0
*Stetson	24	9	0	0	3
*Texas	7	6	0	0	1
*Stanford	14	10	1	0	2
*ETSU	11	7	0	0	0
*Murray St.	20	13	0	1	0
*Belmont	19	6	0	0	1
*Auburn	23	14	3	1	2
*Missouri	16	9	0	0	3
*Kentucky	12	9	2	0	2
*Georgia	6	12	1	0	1
*Alabama	0	5	1	0	2
Arkansas	9	4	1	0	1
*Notre Dame	6	0	0	0	0
*LSU	24	7	2	0	2
*Florida	19	10	2	0	1
*Vanderbilt	17	12	2	2	0
*Mississippi State	29	6	2	1	2
*Auburn	15	10	1	0	2
*Missouri	16	11	2	0	1
*Texas A&M	10	4	0	0	1
*South Carolina	15	9	2	0	1
*Vanderbilt	14	6	2	1	4
*Ole Miss	13	6	0	0	0
*LSU	19	2	3	0	0
*Mississippi St.	16	8	2	0	0

CHERIDENE GREEN

2017-18 Opp.	Pts.	Reb.	Asts.	Blk	Stl.
ETSU	7	7	1	3	1
JMU	10	4	0	0	1
Wichita State	0	0	0	0	0
vs. Marquette	4	2	0	0	0
vs. Oklahoma St.	2	1	0	0	0
vs. South Dakota	4	5	0	0	2
Central Arkansas	8	7	1	2	5
Alabama State	2	10	0	1	1
Troy	16	13	3	1	2
Texas	8	5	0	0	0
LBSU	8	7	0	0	1
Kentucky	0	4	1	0	0
Auburn	4	5	2	0	4
Vanderbilt	17	5	2	0	2
Texas A&M	12	5	1	0	0
South Carolina	1	1	0	0	1
Notre Dame	0	3	0	0	0
Mississippi St.	0	1	0	0	0
Ole Miss	2	3	0	1	0
LSU	2	1	0	0	0
Texas A&M	0	0	0	1	0
Vanderbilt	0	1	1	1	0
Arkansas	0	0	0	0	0
Georgia	2	1	0	0	1
Alabama	1	2	0	0	1
Missouri	4	3	0	1	0
Florida	2	4	0	1	2
South Carolina	0	5	1	0	1
Auburn	0	0	0	0	0
South Carolina	0	3	1	0	1
Liberty	15	12	0	0	2
Oregon State	0	1	0	0	0

2018-19 Opp.	Pts.	Reb.	Asts.	Blk	Stl.
*Prebyterian	13	11	0	3	3
*UNC Asheville	12	4	2	0	0
*Fla. A&M	5	5	1	0	2
*Clemson	11	8	1	0	0
*UAB	4	3	0	0	1
*Oklahoma St.	6	13	3	0	3
*Stetson	4	5	0	0	0
*Texas	10	6	0	2	0
*Stanford	6	3	0	0	0
*ETSU	12	3	0	0	0
*Murray St.	10	8	1	0	3
*Belmont	4	1	2	1	0
*Auburn	8	4	1	0	3
*Missouri	13	14	2	0	1
*Kentucky	8	15	4	1	0
*Georgia	6	10	0	0	1
*Alabama	4	1	0	0	0
*Arkansas	15	12	1	2	0
*Notre Dame	7	11	1	0	4
*LSU	8	10	2	1	1
*Florida	15	10	0	1	0
*Vanderbilt	4	7	0	0	0
*Mississippi State	6	7	2	3	1
*Auburn	16	11	0	0	4
*Missouri	6	3	0	0	0
*Texas A&M	11	12	1	0	0
*South Carolina	11	9	0	0	0
*Vanderbilt	20	8	0	1	1
*Ole Miss	13	7	4	1	0
*LSU	7	9	2	0	1
*Mississippi St.	8	7	1	0	2

ZAAY GREEN

2018-19 Opp.	Pts.	Reb.	Asts.	Blk	Stl.
*Prebyterian	13	0	4	1	5
UNC Asheville	2	1	1	0	1
Fla. A&M	8	4	3	1	2
Clemson	12	2	3	0	4
UAB	5	4	1	0	0
*Oklahoma St.	17	5	2	1	1
*Stetson	8	5	1	0	2
*Texas	8	5	2	0	0
*Stanford	14	2	1	0	1
*ETSU	9	4	2	1	1
*Murray St.	9	3	2	0	1
*Belmont	10	6	5	0	2
*Auburn	10	8	7	2	1
*Missouri	11	4	1	0	0
*Kentucky	9	4	1	0	0
*Georgia	7	1	0	1	0
*Alabama	14	11	2	1	0
*Arkansas	17	6	3	0	0
*Notre Dame	19	8	5	0	1
*LSU	10	2	5	1	1
*Florida	5	5	4	0	1
*Vanderbilt	7	11	1	0	0
*Mississippi State	13	1	1	1	1
*Auburn	25	7	1	0	1
*Missouri	6	2	1	1	0
*Texas A&M	9	2	3	0	0
*South Carolina	12	3	2	1	1
*Vanderbilt	0	1	1	0	1
Ole Miss	9	8	3	0	2
LSU	2	1	2	0	0
Mississippi St.	3	0	2	0	0

KAMERA HARRIS

2016-17 Opp.	Pts.	Reb.	Asts.	Blk	Stl.
Navy	0	0	0	1	0
at ETSU	1	2	0	0	0
Tenn. State	4	3	0	0	0
App. State	3	1	0	0	0
Troy	0	1	0	0	0
UNCW	0	0	0	0	0
Vanderbilt	0	2	0	0	0

2017-18 Opp.	Pts.	Reb.	Asts.	Blk	Stl.
ETSU	2	2	0	1	0
JMU	0	1	0	0	0
vs. South Dakota	0	2	0	0	0
Central Arkansas	0	2	0	0	0
Alabama State	2	0	0	1	0
LBSU	0	1	0	0	0
Georgia	0	0	0	0	0
Florida	0	0	0	0	0
South Carolina	0	1	0	0	0
Liberty	2	1	0	0	0

2018-19 Opp.	Pts.	Reb.	Asts.	Blk	Stl.
Prebyterian	2	3	0	1	0
UNC Asheville	0	0	0	0	0
Fla. A&M	4	4	0	0	2
Oklahoma St.	0	1	0	0	0
Stetson	0	1	0	0	0
Texas	0	1	0	1	1
Stanford	0	1	0	0	0
ETSU	1	0	0	0	1
Murray St.	1	4	1	0	0
Alabama	0	0	0	0	0
Arkansas	0	0	0	0	0
Notre Dame	2	2	0	1	0
LSU	0	0	0	0	0
Florida	0	0	0	1	0
Vanderbilt	1	0	0	0	0
Mississippi State	0	2	0	0	0
Auburn	0	0	0	0	0
Texas A&M	0	0	0	0	0
Ole Miss	0	0	0	0	0

MEME JACKSON

2015-16 Opp.	Pts.	Reb.	Asts.	Blk	Stl.
Syracuse	0	0	0	0	1
Chattanooga	4	2	0	0	1
UAlbany	0	1	1	0	0
Texas	2	1	0	0	0
ETSU	2	1	1	0	1
Virginia Tech	0	0	2	0	0
at Wichita State	2	1	0	0	1
at Stanford	2	0	0	0	0
at Oregon State	0	3	0	0	0
Stetson	2	1	0	0	0
Missouri	0	0	0	0	0
Auburn	0	0	0	0	0
Mississippi St.	2	0	0	0	0
Alabama	0	0	0	0	0
Ole Miss	4	1	1	0	1
Alabama	0	0	0	0	0
Georgia	0	2	2	0	0
vs. Arkansas	0	0	0	0	0
vs. Green Bay	0	0	0	0	0
at Arizona St.	0	0	0	0	0
vs. Syracuse	2	0	1	0	0

2016-17 Opp.	Pts.	Reb.	Asts.	Blk	Stl.
at JMU	8	0	2	0	2
Navy	5	2	0	0	0
at ETSU	7	0	1	0	0
at Penn St.	3	3	3	0	0
at Va. Tech	5	2	1	1	1
*Tenn. State	5	2	2	1	2
*Baylor	4	2	1	0	0
*at Texas	8	5	0	0	0
*App. State	3	0	3	0	1
*Stanford	3	2	0	0	1
*Troy	18	7	5	0	1

*UNCW	20	2	1	0	0
*Kentucky	5	3	4	0	0
*Vanderbilt	10	3	3	0	1
*Miss. State	0	6	1	1	0
*Ole Miss	2	1	0	0	0
*Notre Dame	6	0	3	0	1
*Auburn	0	0	1	0	0
*Vanderbilt	5	2	3	0	3
*Florida	2	2	2	0	0
*South Carolina	2	1	0	0	0
*LSU	3	0	4	0	0
*Georgia	1	3	1	0	0
Missouri	5	0	0	0	1
Texas A&M	6	1	2	0	0
Alabama	0	1	1	0	0
*Arkansas	0	1	3	0	0
Florida	2	0	0	0	0
Miss. State	4	2	2	0	1
Alabama	2	1	0	0	0
Dayton	2	1	0	2	1
Louisville	3	2	0	0	0

2017-18 Opp.	Pts.	Reb.	Asts.	Blk	Stl.
*ETSU	9	1	0	0	1
*JMU	8	3	3	0	0
*Wichita State	4	5	1	0	4
*vs. Marquette	8	4	4	0	1
*vs. Oklahoma St.	0	1	0	0	0
*vs. South Dakota	6	5	2	0	0
*Central Arkansas	11	4	1	0	4
*Alabama State	19	4	3	0	3
*Troy	16	10	3	0	0
*Texas	4	6	2	1	1
*LBSU	15	7	4	0	0
*Stanford	2	0	1	0	2
*Kentucky	6	6	7	0	0
*Auburn	5	3	1	0	1
*Vanderbilt	9	8	5	1	0
*Texas A&M	0	4	4	0	0
*South Carolina	6	6	3	0	0
*Notre Dame	18	3	2	0	1
*Mississippi St.	2	6	0	2	0
*Ole Miss	0	1	0	0	0
*LSU	13	6	1	0	1
*Texas A&M	10	4	3	0	0
*Vanderbilt	7	3	2	1	1
*Arkansas	21	5	4	0	0
*Georgia	11	4	2	0	1
*Alabama	4	8	4	2	2
*Missouri	3	0	0	0	0
*Florida	11	3	0	2	3
*South Carolina	10	2	3	2	2
*Auburn	10	1	3	0	1
*South Carolina	5	6	1	3	1
*Liberty	11	1	5	0	1
*Oregon State	8	3	0	0	1

2018-19 Opp.	Pts.	Reb.	Asts.	Blk	Stl.
*Prebyterian	11	2	3	0	4
*UNC Asheville	13	1	2	0	2
*Fla. A&M	19	2	4	2	6
*Clemson	14	4	4	1	0
*UAB	8	8	1	0	3
*Oklahoma St.	7	5	2	1	4
*Stetson	0	5	3	0	1
*Texas	33	3	0	0	0
*Stanford	17	4	1	0	1
*ETSU	23	3	4	0	1
*Murray St.	11	3	5	0	4
*Belmont	10	3	1	0	0
*Auburn	27	3	1	0	0
*Missouri	2	1	1	0	2
*Kentucky	8	1	6	0	3
*Georgia	6	4	1	0	1
*Alabama	4	4	0	0	1
*Arkansas	5	1	0	0	1
Florida	4	0	1	0	0
Vanderbilt	17	4	2	0	2
Mississippi State	7	4	2	0	0
*Auburn	6	2	3	0	2
*Missouri	4	2	0	0	0
*Texas A&M	4	3	3	0	1
*South Carolina	6	0	2	0	0
*Vanderbilt	8	1	5	0	4
*Ole Miss	20	5	6	0	2
*LSU	9	7	2	0	2
*Mississippi St.	13	2	1	0	0

KASIYAHNA KUSHKITUAH

2017-18 Opp.	Pts.	Reb.	Asts.	Blk	Stl.
ETSU	4	4	0	3	0
JMU	0	2	1	0	1
vs. South Dakota	2	3	0	1	0
Troy	6	5	1	2	0
LBSU	0	0	0	0	0
Kentucky	0	0	0	0	0
Ole Miss	0	1	1	0	0
LSU	0	1	0	0	0
Georgia	3	5	0	0	0
Alabama	0	1	0	0	0
Missouri	0	0	0	0	0
Florida	4	0	0	0	0
South Carolina	0	1	0	0	0
South Carolina	0	0	0	0	0
Liberty	10	0	0	0	0

2018-19 Opp.	Pts.	Reb.	Asts.	Blk	Stl.
*Prebyterian	10	7	1	2	0
*UNC Asheville	4	3	1	0	0
* Fla. A&M	13	2	1	1	1
*Clemson	11	6	1	0	2
*UAB	13	13	1	2	0
*Stanford	0	0	0	0	0
ETSU	2	1	0	3	0
Murray St.	5	3	1	1	0
Belmont	4	1	0	0	0
Auburn	0	3	0	1	1
Missouri	0	2	0	0	0
Kentucky	1	2	0	0	0
Georgia	5	4	0	2	0
Alabama	7	6	0	1	0
*Arkansas	2	4	0	1	1
*Notre Dame	4	4	0	0	1
*LSU	14	8	0	0	0
*Florida	6	6	0	0	0
*Vanderbilt	8	6	0	0	0
*Mississippi State	2	0	0	0	0
Auburn	0	3	1	0	0
Missouri	0	2	0	0	0
Texas A&M	4	4	0	0	1
South Carolina	0	2	1	0	0
Vanderbilt	0	0	1	0	0
LSU	2	2	0	0	0
Mississippi St.	0	1	0	0	0

JAZMINE MASSENGILL

2018-19 Opp.	Pts.	Reb.	Asts.	Blk	Stl.
Prebyterian	5	7	2	1	2
UNC Asheville	4	3	0	0	2
Fla. A&M	5	7	2	2	4
Clemson	3	2	2	0	2
UAB	4	5	2	0	2
Oklahoma St.	0	4	1	0	2
Stetson	2	1	1	0	0
Texas	0	1	0	0	0
Stanford	0	5	1	0	1
ETSU	4	9	3	5	2
Murray St.	10	4	8	1	2
Belmont	7	5	3	0	0
Auburn	3	2	0	0	1
Missouri	6	4	0	1	0
Kentucky	0	0	0	0	0
Georgia	4	2	1	0	0
Alabama	3	3	1	0	1
Arkansas	2	5	0	1	0
Notre Dame	6	4	2	0	2
LSU	12	4	1	0	3
Vanderbilt	0	2	3	0	1
*Mississippi State	6	3	2	0	0
Auburn	2	2	0	0	0
Missouri	0	2	0	0	0
Texas A&M	0	4	4	0	0
South Carolina	4	4	0	0	0
Vanderbilt	7	3	0	1	0
Ole Miss	2	0	0	1	0
LSU	0	0	0	0	0
Mississippi St.	2	2	1	1	0

EVINA WESTBROOK

2017-18 Opp.	Pts.	Reb.	Asts.	Blk	Stl.
*ETSU	6	5	6	2	2
*JMU	2	1	4	0	0
*Wichita State	9	4	6	2	2
*vs. Marquette	10	4	3	0	0
*vs. Oklahoma St.	3	2	6	0	0
*vs. South Dakota	9	2	3	0	1
*Central Arkansas	7	2	4	1	1
*Alabama State	11	2	3	0	2
*Troy	8	3	12	0	1
*Texas	15	2	2	2	1
*LBSU	14	3	7	0	2
*Stanford	17	4	1	0	1
*Kentucky	17	4	3	3	0
*Auburn	18	2	6	0	0
*Vanderbilt	2	5	5	0	1
*Texas A&M	9	5	7	2	1
*South Carolina	14	3	5	2	2
*Notre Dame	12	4	4	3	0
*Mississippi St.	8	4	6	0	1
*Ole Miss	5	3	5	1	2
*LSU	10	2	7	0	1
*Texas A&M	4	1	6	1	1
*Vanderbilt	2	1	1	0	0
*Arkansas	4	2	5	0	0
*Georgia	1	1	1	1	1
*Alabama	3	1	2	0	1
*Missouri	9	2	2	0	0
*Florida	13	3	3	0	2
*South Carolina	8	2	1	0	0
*Auburn	2	3	3	1	0
*South Carolina	8	5	2	0	1
*Liberty	12	3	6	2	0
*Oregon State	4	2	3	0	2

2018-19 Opp.	Pts.	Reb.	Asts.	Blk	Stl.
*Prebyterian	20	4	5	0	7
*UNC Asheville	11	4	4	0	0
* Fla. A&M	7	2	8	0	1
*Clemson	7	3	5	0	2
*UAB	16	6	3	1	0
*Oklahoma St.	29	2	3	2	2
*Stetson	20	3	4	1	2
*Texas	23	3	6	0	0
*Stanford	29	4	10	0	2
*ETSU	2	2	9	0	1
*Murray St.	10	3	1	0	2
*Belmont	20	6	7	0	1
*Auburn	7	2	6	0	1
*Missouri	16	3	3	0	4
*Kentucky	20	6	3	1	2
*Georgia	23	4	6	0	1
*Alabama	19	5	5	0	1
*Arkansas	24	4	5	0	3
*Notre Dame	16	5	1	0	1
*LSU	6	2	6	0	3
*Florida	8	2	7	0	3
*Vanderbilt	18	4	5	0	1
*Auburn	9	5	10	0	1
*Missouri	18	8	6	0	1
*Texas A&M	17	2	5	0	0
*South Carolina	10	3	1	0	1
*Vanderbilt	4	0	4	0	0
*Ole Miss	9	5	9	0	4
*LSU	20	2	1	0	0
*Mississippi St.	19	4	6	0	1



SEASON

STATISTICS

FIRST & SECOND ROUNDS

Lady Volunteers

2018-19 CUMULATIVE STATS

THE STAT CREW SYSTEM
Tennessee Combined Team Statistics (as of Mar 08, 2019)
All games

RECORD:	OVERALL	HOME	AWAY	NEUTRAL
ALL GAMES	19-12	10-7	6-4	3-1
CONFERENCE	7-9	3-5	4-4	0-0
NON-CONFERENCE	12-3	7-2	2-0	3-1

					Total		3-Point		F-Throw		Rebounds											
##	Player	gp-gs	min	avg	fg-fga	fg%	3fg-fga	3fg%	ft-fta	ft%	off	def	tot	avg	pf	dq	a	to	blk	stl	pts	avg
02	Westbrook,Evina	30-30	916	30.5	164-386	.425	37-95	.389	92-127	.724	24	84	108	3.6	87	2	154	95	3	48	457	15.2
00	Davis,Rennia	30-29	962	32.1	165-365	.452	34-89	.382	78-89	.876	66	164	230	7.7	76	2	41	79	8	40	442	14.7
10	Jackson,Meme	29-26	865	29.8	103-256	.402	52-143	.364	58-70	.829	23	64	87	3.0	55	1	66	64	4	47	316	10.9
14	Green,Zaay	31-24	832	26.8	127-323	.393	22-101	.218	27-39	.692	38	88	126	4.1	87	3	72	57	12	30	303	9.8
15	Green,Cheridene	31-31	750	24.2	112-204	.549	0-0	.000	59-88	.670	111	126	237	7.6	91	2	31	58	16	31	283	9.1
04	Collins,Mimi	31-3	432	13.9	59-114	.518	7-13	.538	36-53	.679	49	58	107	3.5	68	0	8	31	6	8	161	5.2
11	Kushkituah,Kasiyahna	27-11	375	13.9	49-98	.500	0-1	.000	19-42	.452	33	62	95	3.5	49	1	9	29	15	7	117	4.3
12	Burrell,Rae	31-0	403	13.0	44-139	.317	7-32	.219	21-37	.568	40	48	88	2.8	28	0	13	30	10	7	116	3.7
13	Massengill,Jazmine	31-1	561	18.1	43-127	.339	4-25	.160	15-28	.536	41	63	104	3.4	23	0	42	29	14	27	105	3.4
05	Harris,Kamera	19-0	129	6.8	4-15	.267	0-0	.000	3-8	.375	11	8	19	1.0	23	0	1	13	4	4	11	0.6
	Team										67	67	134					8				
	Total.....	31	6225		870-2027	.429	163-499	.327	408-581	.702	503	832	1335	43.1	587	11	437	493	92	249	2311	74.5
	Opponents.....	31	6225		787-1900	.414	175-551	.318	373-540	.691	346	712	1058	34.1	506	-	394	490	76	208	2122	68.5

TEAM STATISTICS	UT	OPP
SCORING	2311	2122
Points per game	74.5	68.5
Scoring margin	+6.1	-
FIELD GOALS-ATT	870-2027	787-1900
Field goal pct	.429	.414
3 POINT FG-ATT	163-499	175-551
3-point FG pct	.327	.318
3-pt FG made per game	5.3	5.6
FREE THROWS-ATT	408-581	373-540
Free throw pct	.702	.691
F-Throws made per game	13.2	12.0
REBOUNDS	1335	1058
Rebounds per game	43.1	34.1
Rebounding margin	+8.9	-
ASSISTS	437	394
Assists per game	14.1	12.7
TURNOVERS	493	490
Turnovers per game	15.9	15.8
Turnover margin	-0.1	-
Assist/turnover ratio	0.9	0.8
STEALS	249	208
Steals per game	8.0	6.7
BLOCKS	92	76
Blocks per game	3.0	2.5
ATTENDANCE	136471	53939
Home games-Avg/Game	17-8028	10-4572
Neutral site-Avg/Game	-	4-2054

Score by Periods	1st	2nd	3rd	4th	OT	Totals
Tennessee	585	509	601	608	8	2311
Opponents	522	479	559	558	4	2122

	Date	Opponent		Score	Att.
	11/11/18	PRESBYTERIAN	W	97-49	8147
	11/14/18	UNC ASHEVILLE	W	73-46	6914
	11/18/18	FLORIDA A&M	W	96-31	7616
	11/22/18	vs Clemson	W	78-66	320
	11/24/18	vs UAB	Wot	73-69	250
	12/02/18	at Oklahoma St.	W	76-63	3493
	12/05/18	STETSON	W	65-55	6916
	12/09/18	at Texas	W	88-82	4275
	12/18/18	STANFORD	L	85-95	8051
	12/21/18	ETSU	W	80-61	8025
	12/28/18	MURRAY ST.	W	98-77	8518
	12/30/18	BELMONT	W	84-76	8546
*	01/03/19	at Auburn	W	78-69	2204
*	01/06/19	MISSOURI	L	64-66	9113
*	01/10/19	KENTUCKY	L	71-73	8145
*	01/13/19	at Georgia	L	62-66	5867
*	01/17/19	at Alabama	L	65-86	2392
*	01/21/19	ARKANSAS	L	79-80	7259
	01/24/19	NOTRE DAME	L	62-77	9154
*	01/27/19	LSU	W	74-65	9518
*	01/31/19	FLORIDA	W	67-50	6233
*	02/03/19	at Vanderbilt	W	82-65	3815
*	02/10/19	at Mississippi State	L	63-91	10021
*	02/14/19	AUBURN	W	73-62	7547
*	02/17/19	at Missouri	W	62-60	8559
*	02/21/19	at Texas A&M	L	62-79	3789
*	02/24/19	SOUTH CAROLINA	L	67-82	9448
*	02/28/19	VANDERBILT	L	69-76	7321
*	03/03/19	at Ole Miss	W	81-56	1308
	03/07/19	vs LSU	W	69-66	3215
	03/08/19	vs Mississippi State	L	68-83	4431

* = Conference game

THE STAT CREW SYSTEM
Tennessee Combined Team Statistics (as of Mar 03, 2019)
Conference games only

RECORD:	OVERALL	HOME	AWAY	NEUTRAL
ALL GAMES	7-9	3-5	4-4	0-0
CONFERENCE	7-9	3-5	4-4	0-0
NON-CONFERENCE	0-0	0-0	0-0	0-0

					Total		3-Point		F-Throw		Rebounds											
##	Player	gp-gs	min	avg	fg-fga	fg%	3fg-fga	3fg%	ft-fta	ft%	off	def	tot	avg	pf	dq	a	to	blk	stl	pts	avg
00	Davis,Rennia	16-15	541	33.8	90-199	.452	15-45	.333	43-48	.896	37	97	134	8.4	36	0	23	49	5	25	238	14.9
02	Westbrook,Evina	15-15	481	32.1	74-201	.368	17-51	.333	43-55	.782	16	39	55	3.7	46	2	81	42	1	26	208	13.9
14	Green,Zaay	16-15	459	28.7	73-165	.442	10-44	.227	8-14	.571	25	51	76	4.8	41	1	36	31	8	9	164	10.3
15	Green,Cheridene	16-16	403	25.2	64-116	.552	0-0	.000	36-58	.621	71	69	140	8.8	55	2	17	34	10	12	164	10.3
10	Jackson,Meme	15-12	429	28.6	40-115	.348	17-53	.321	31-34	.912	10	25	35	2.3	30	1	33	27	0	19	128	8.5
04	Collins,Mimi	16-1	196	12.3	27-51	.529	4-6	.667	15-23	.652	21	27	48	3.0	35	0	5	13	2	1	73	4.6
13	Massengill,Jazmine	16-1	275	17.2	21-67	.313	0-5	.000	11-19	.579	19	26	45	2.8	15	0	14	14	4	6	53	3.3
11	Kushkituah,Kasiyahna	15-5	184	12.3	20-47	.426	0-1	.000	9-19	.474	16	36	52	3.5	26	1	3	17	5	3	49	3.3
12	Burrell,Rae	16-0	201	12.6	16-61	.262	1-10	.100	8-14	.571	12	25	37	2.3	11	0	7	7	3	2	41	2.6
05	Harris,Kamera	9-0	31	3.4	0-1	.000	0-0	.000	1-2	.500	2	0	2	0.2	7	0	0	3	1	0	1	0.1
	Team										27	35	62					4				
	Total.....	16	3200		425-1023	.415	64-215	.298	205-286	.717	256	430	686	42.9	302	7	219	241	39	103	1119	69.9
	Opponents.....	16	3200		421-1001	.421	94-286	.329	190-268	.709	181	374	555	34.7	256	-	202	205	44	101	1126	70.4

TEAM STATISTICS	UT	OPP
SCORING	1119	1126
Points per game	69.9	70.4
Scoring margin	-0.4	-
FIELD GOALS-ATT	425-1023	421-1001
Field goal pct	.415	.421
3 POINT FG-ATT	64-215	94-286
3-point FG pct	.298	.329
3-pt FG made per game	4.0	5.9
FREE THROWS-ATT	205-286	190-268
Free throw pct	.717	.709
F-Throws made per game	12.8	11.9
REBOUNDS	686	555
Rebounds per game	42.9	34.7
Rebounding margin	+8.2	-
ASSISTS	219	202
Assists per game	13.7	12.6
TURNOVERS	241	205
Turnovers per game	15.1	12.8
Turnover margin	-2.2	-
Assist/turnover ratio	0.9	1.0
STEALS	103	101
Steals per game	6.4	6.3
BLOCKS	39	44
Blocks per game	2.4	2.8
ATTENDANCE	64584	37955
Home games-Avg/Game	8-8073	8-4744
Neutral site-Avg/Game	-	0-0

Score by Periods	1st	2nd	3rd	4th	Totals
Tennessee	283	234	300	302	1119
Opponents	272	232	306	316	1126

	Date	Opponent		Score	Att.
*	01/03/19	at Auburn	W	78-69	2204
*	01/06/19	MISSOURI	L	64-66	9113
*	01/10/19	KENTUCKY	L	71-73	8145
*	01/13/19	at Georgia	L	62-66	5867
*	01/17/19	at Alabama	L	65-86	2392
*	01/21/19	ARKANSAS	L	79-80	7259
*	01/27/19	LSU	W	74-65	9518
*	01/31/19	FLORIDA	W	67-50	6233
*	02/03/19	at Vanderbilt	W	82-65	3815
*	02/10/19	at Mississippi State	L	63-91	10021
*	02/14/19	AUBURN	W	73-62	7547
*	02/17/19	at Missouri	W	62-60	8559
*	02/21/19	at Texas A&M	L	62-79	3789
*	02/24/19	SOUTH CAROLINA	L	67-82	9448
*	02/28/19	VANDERBILT	L	69-76	7321
*	03/03/19	at Ole Miss	W	81-56	1308

* = Conference game

2018-19 SEC TOURNAMENT STATS

THE STAT CREW SYSTEM
Tennessee Combined Team Statistics (as of Mar 08, 2019)
SEC Tournament

RECORD:	OVERALL	HOME	AWAY	NEUTRAL
ALL GAMES	1-1	0-0	0-0	1-1
CONFERENCE	0-0	0-0	0-0	0-0
NON-CONFERENCE	1-1	0-0	0-0	1-1

					Total		3-Point		F-Throw		Rebounds											
##	Player	gp-gs	min	avg	fg-fga	fg%	3fg-fga	3fg%	ft-fta	ft%	off	def	tot	avg	pf	dq	a	to	blk	stl	pts	avg
02	Westbrook,Evina	2-2	66	33.0	17-29	.586	3-6	.500	2-2	1.000	1	5	6	3.0	6	0	7	8	0	1	39	19.5
00	Davis,Rennia	2-2	67	33.5	11-25	.440	4-9	.444	9-10	.900	4	6	10	5.0	5	0	5	6	0	0	35	17.5
10	Jackson,Meme	2-2	64	32.0	9-18	.500	4-7	.571	0-0	.000	3	6	9	4.5	3	0	3	10	0	2	22	11.0
15	Green,Cheridene	2-2	65	32.5	5-8	.625	0-0	.000	5-6	.833	4	12	16	8.0	6	0	3	5	0	3	15	7.5
04	Collins,Mimi	2-2	35	17.5	5-7	.714	1-2	.500	2-2	1.000	3	0	3	1.5	7	0	0	4	1	1	13	6.5
14	Green,Zaay	2-0	43	21.5	2-9	.222	1-5	.200	0-0	.000	0	1	1	0.5	6	1	4	4	0	0	5	2.5
12	Burrell,Rae	2-0	26	13.0	2-8	.250	0-0	.000	0-0	.000	3	1	4	2.0	2	0	0	2	2	0	4	2.0
11	Kushkituah,Kasiyahna	2-0	16	8.0	1-3	.333	0-0	.000	0-1	.000	1	2	3	1.5	2	0	0	1	1	0	2	1.0
13	Massengill,Jazmine	2-0	18	9.0	1-4	.250	0-0	.000	0-0	.000	1	1	2	1.0	0	0	1	1	1	0	2	1.0
	Team										5	4	9					2				
	Total.....	2	400		53-111	.477	13-29	.448	18-21	.857	25	38	63	31.5	37	1	23	43	5	7	137	68.5
	Opponents.....	2	400		59-120	.492	5-20	.250	26-37	.703	27	31	58	29.0	29	-	21	25	5	15	149	74.5

TEAM STATISTICS	UT	OPP
SCORING	137	149
Points per game	68.5	74.5
Scoring margin	-6.0	-
FIELD GOALS-ATT	53-111	59-120
Field goal pct	.477	.492
3 POINT FG-ATT	13-29	5-20
3-point FG pct	.448	.250
3-pt FG made per game	6.5	2.5
FREE THROWS-ATT	18-21	26-37
Free throw pct	.857	.703
F-Throws made per game	9.0	13.0
REBOUNDS	63	58
Rebounds per game	31.5	29.0
Rebounding margin	+2.5	-
ASSISTS	23	21
Assists per game	11.5	10.5
TURNOVERS	43	25
Turnovers per game	21.5	12.5
Turnover margin	-9.0	-
Assist/turnover ratio	0.5	0.8
STEALS	7	15
Steals per game	3.5	7.5
BLOCKS	5	5
Blocks per game	2.5	2.5
ATTENDANCE	0	7646
Home games-Avg/Game	0-0	0-0
Neutral site-Avg/Game	-	2-3823

Score by Periods	1st	2nd	3rd	4th	Totals
Tennessee	38	22	38	39	137
Opponents	31	47	35	36	149

Date	Opponent		Score	Att.
03/07/19	vs LSU	W	69-66	3215
03/08/19	vs Mississippi State	L	68-83	4431

* = Conference game

TENNESSEE VS. NCAA TOURNAMENT FIELD

THE STAT CREW SYSTEM
Tennessee Combined Team Statistics (as of Mar 18, 2019)
Vs. NCAA Trn. Teams

RECORD:	OVERALL	HOME	AWAY	NEUTRAL
ALL GAMES	6-8	2-5	3-2	1-1
CONFERENCE	3-5	1-3	2-2	0-0
NON-CONFERENCE	3-3	1-2	1-0	1-1

					Total		3-Point		F-Throw		Rebounds											
##	Player	gp-gs	min	avg	fg-fga	fg%	3fg-fga	3fg%	ft-fta	ft%	off	def	tot	avg	pf	dq	a	to	blk	stl	pts	avg
02	Westbrook,Evina	13-13	430	33.1	72-185	.389	17-39	.436	50-65	.769	12	42	54	4.2	36	0	69	51	1	17	211	16.2
00	Davis,Rennia	14-14	480	34.3	82-185	.443	21-48	.438	26-30	.867	31	75	106	7.6	36	1	17	37	2	22	211	15.1
10	Jackson,Meme	13-12	397	30.5	45-120	.375	25-69	.362	36-43	.837	9	23	32	2.5	23	1	25	28	1	9	151	11.6
14	Green,Zaay	14-12	416	29.7	68-159	.428	11-47	.234	14-17	.824	19	35	54	3.9	49	3	35	25	5	12	161	11.5
15	Green,Cheridene	14-14	369	26.4	50-101	.495	0-0	.000	25-38	.658	51	60	111	7.9	44	0	15	27	7	15	125	8.9
04	Collins,Mimi	14-1	169	12.1	21-38	.553	4-7	.571	6-12	.500	16	22	38	2.7	31	0	2	7	1	1	52	3.7
13	Massengill,Jazmine	14-1	211	15.1	17-46	.370	1-6	.167	4-7	.571	17	23	40	2.9	9	0	15	13	2	6	39	2.8
11	Kushkituah,Kasiyahna	13-3	135	10.4	9-25	.360	0-0	.000	8-13	.615	10	20	30	2.3	18	0	3	13	1	5	26	2.0
12	Burrell,Rae	14-0	153	10.9	11-37	.297	2-8	.250	3-8	.375	10	18	28	2.0	8	0	2	6	4	3	27	1.9
05	Harris,Kamera	6-0	40	6.7	1-5	.200	0-0	.000	0-2	.000	4	2	6	1.0	8	0	0	4	2	1	2	0.3
	Team										27	33	60					2				
	Total.....	14	2800		376-901	.417	81-224	.362	172-235	.732	206	353	559	39.9	262	5	183	213	26	91	1005	71.8
	Opponents.....	14	2800		405-884	.458	83-245	.339	168-240	.700	159	341	500	35.7	216	-	193	188	42	96	1061	75.8

TEAM STATISTICS	UT	OPP
SCORING	1005	1061
Points per game	71.8	75.8
Scoring margin	-4.0	-
FIELD GOALS-ATT	376-901	405-884
Field goal pct	.417	.458
3 POINT FG-ATT	81-224	83-245
3-point FG pct	.362	.339
3-pt FG made per game	5.8	5.9
FREE THROWS-ATT	172-235	168-240
Free throw pct	.732	.700
F-Throws made per game	12.3	12.0
REBOUNDS	559	500
Rebounds per game	39.9	35.7
Rebounding margin	+4.2	-
ASSISTS	183	193
Assists per game	13.1	13.8
TURNOVERS	213	188
Turnovers per game	15.2	13.4
Turnover margin	-1.8	-
Assist/turnover ratio	0.9	1.0
STEALS	91	96
Steals per game	6.5	6.9
BLOCKS	26	42
Blocks per game	1.9	3.0
ATTENDANCE	60004	33599
Home games-Avg/Game	7-8572	5-5770
Neutral site-Avg/Game	-	2-2376

Score by Periods	1st	2nd	3rd	4th	Totals
Tennessee	241	221	261	282	1005
Opponents	276	225	284	276	1061

	Date	Opponent		Score	Att.
	11/22/18	vs Clemson	W	78-66	320
	12/09/18	at Texas	W	88-82	4275
	12/18/18	STANFORD	L	85-95	8051
	12/30/18	BELMONT	W	84-76	8546
*	01/03/19	at Auburn	W	78-69	2204
*	01/06/19	MISSOURI	L	64-66	9113
*	01/10/19	KENTUCKY	L	71-73	8145
	01/24/19	NOTRE DAME	L	62-77	9154
*	02/10/19	at Mississippi State	L	63-91	10021
*	02/14/19	AUBURN	W	73-62	7547
*	02/17/19	at Missouri	W	62-60	8559
*	02/21/19	at Texas A&M	L	62-79	3789
*	02/24/19	SOUTH CAROLINA	L	67-82	9448
	03/08/19	vs Mississippi State	L	68-83	4431

* = Conference game

2018-19 GAME-BY-GAME COMPARISON

THE STAT CREW SYSTEM
Tennessee Team Game-by-Game Comparison (as of Mar 08, 2019)
All games

Opponent	1st	2nd	Score	Mar	Total FG	FG Pct	3-Pointers	3FG Pct	Free Throws	FT Pct	Rebounds		Assist	T/Over	Block	Steal	Fouls
PRESBYTERIAN	46/29	51/20	97-49	+48	36-76/16-51	.474/.314	5-9/6-11	.556/.545	20-36/11-15	.556/.733	48/37	+11	15/12	15/39	9/1	22/6	18/22
UNC ASHEVILLE	44/16	29/30	73-46	+27	26-62/18-51	.419/.353	7-18/7-22	.389/.318	14-20/3-7	.700/.429	46/24	+22	13/8	16/20	2/4	8/7	19/20
FLORIDA A&M	58/18	38/13	96-31	+65	37-77/11-59	.481/.186	9-30/2-23	.300/.087	13-21/7-16	.619/.438	59/36	+23	24/6	21/32	8/0	22/12	15/17
Clemson	32/32	46/34	78-66	+12	30-68/27-58	.441/.466	8-21/2-11	.381/.182	10-14/10-18	.714/.556	41/33	+8	18/7	19/23	1/2	14/9	20/15
UAB	29/38	36/27	73-69	+4	29-73/24-65	.397/.369	6-18/9-23	.333/.391	9-22/12-17	.409/.706	53/36	+17	12/16	16/14	4/1	7/8	19/18
Oklahoma St.	40/43	36/20	76-63	+13	33-68/19-51	.485/.373	3-18/7-17	.167/.412	7-11/18-28	.636/.643	45/28	+17	13/13	17/17	3/2	12/7	23/12
STETSON	22/38	43/17	65-55	+10	19-49/23-57	.388/.404	2-15/5-19	.133/.263	25-30/4-4	.833/1000	40/26	+14	9/10	17/18	1/1	9/8	13/23
Texas	40/35	48/47	88-82	+6	27-60/28-66	.450/.424	10-18/7-17	.556/.412	24-32/19-24	.750/.792	35/41	(6)	8/12	15/17	3/4	2/2	22/24
STANFORD	37/47	48/48	85-95	(10)	30-75/33-60	.400/.550	9-28/14-24	.321/.583	16-23/15-21	.696/.714	31/45	(14)	14/19	8/20	0/3	8/3	21/15
ETSU	38/28	42/33	80-61	+19	27-60/21-67	.450/.313	9-23/5-20	.391/.250	17-22/14-27	.773/.519	50/33	+17	20/13	21/15	10/2	6/10	23/17
MURRAY ST.	46/29	52/48	98-77	+21	41-81/26-62	.506/.419	7-22/5-26	.318/.192	9-16/20-23	.563/.870	56/24	+32	21/12	23/21	4/1	16/7	16/13
BELMONT	51/35	33/41	84-76	+8	30-68/33-73	.441/.452	9-21/4-20	.429/.200	15-19/6-7	.789/.857	41/39	+2	19/20	10/11	1/1	4/6	16/15
Auburn	35/35	43/34	78-69	+9	27-50/24-70	.540/.343	7-15/6-22	.467/.273	17-23/15-20	.739/.750	43/29	+14	18/10	23/11	4/2	9/9	18/18
MISSOURI	25/24	39/42	64-66	(2)	22-63/22-49	.349/.449	4-13/10-22	.308/.455	16-24/12-16	.667/.750	41/34	+7	7/14	14/19	1/3	10/8	19/17
KENTUCKY	28/38	43/35	71-73	(2)	25-66/29-62	.379/.468	4-15/5-16	.267/.313	17-29/10-17	.586/.588	50/32	+18	17/10	19/16	4/2	7/10	21/25
Georgia	36/24	26/42	62-66	(4)	23-64/25-73	.359/.342	3-9/5-24	.333/.208	13-22/11-18	.591/.611	54/44	+10	10/15	17/13	4/8	4/7	20/19
Alabama	34/36	31/50	65-86	(21)	27-80/34-68	.338/.500	4-23/7-16	.174/.438	7-10/11-17	.700/.647	49/44	+5	9/16	14/12	3/5	5/4	18/9
ARKANSAS	31/40	48/40	79-80	(1)	30-68/27-75	.441/.360	5-20/12-32	.250/.375	14-18/14-17	.778/.824	47/39	+8	11/12	16/8	4/2	6/10	17/15
NOTRE DAME	34/31	28/46	62-77	(15)	27-76/28-59	.355/.475	2-14/3-12	.143/.250	6-8/18-28	.750/.643	41/43	(2)	9/23	11/13	2/5	9/7	23/10
LSU	36/29	38/36	74-65	+9	27-64/23-49	.422/.469	0-13/4-7	.000/.571	20-25/15-20	.800/.750	36/30	+6	17/11	16/25	2/2	10/3	23/21
FLORIDA	39/27	28/23	67-50	+17	26-58/19-66	.448/.288	4-13/6-26	.308/.231	11-14/6-9	.786/.667	48/32	+16	18/8	16/8	2/0	5/4	14/10
Vanderbilt	35/26	47/39	82-65	+17	29-76/20-56	.382/.357	3-13/3-8	.231/.375	21-27/22-27	.778/.815	56/31	+25	13/9	11/12	2/1	5/4	28/21
Mississippi State	34/40	29/51	63-91	(28)	25-55/36-69	.455/.522	5-13/6-19	.385/.316	8-10/13-19	.800/.684	30/38	(8)	9/17	18/8	5/3	4/7	21/11
AUBURN	27/32	46/30	73-62	+11	27-63/27-65	.429/.415	5-13/6-19	.385/.316	14-16/2-5	.875/.400	45/30	+15	16/11	12/13	0/2	10/8	8/19
Missouri	30/31	32/29	62-60	+2	25-63/23-55	.397/.418	4-16/6-19	.250/.316	8-11/8-9	.727/.889	41/30	+11	9/13	10/11	1/3	3/2	19/13
Texas A&M	30/35	32/44	62-79	(17)	27-72/31-65	.375/.477	4-15/6-17	.267/.353	4-8/11-17	.500/.647	44/41	+3	18/12	12/9	0/1	3/6	18/11
SOUTH CAROLINA	27/43	40/39	67-82	(15)	29-68/32-70	.426/.457	1-3/6-18	.333/.333	8-9/12-16	.889/.750	44/35	+9	8/17	16/6	1/8	4/10	16/7
VANDERBILT	27/25	42/51	69-76	(7)	27-57/28-52	.474/.538	3-7/3-10	.429/.300	12-17/17-24	.706/.708	22/34	(12)	14/15	16/19	4/2	10/1	24/21
Ole Miss	43/19	38/37	81-56	+25	29-56/21-57	.518/.368	8-14/3-11	.571/.273	15-23/11-17	.652/.647	36/32	+4	25/12	11/15	2/0	8/8	18/19
LSU	28/35	41/31	69-66	+3	28-57/27-57	.491/.474	4-10/3-11	.400/.273	9-12/9-14	.750/.643	31/28	+3	10/13	17/14	2/2	3/6	17/13
Mississippi State	32/43	36/40	68-83	(15)	25-54/32-63	.463/.508	9-19/2-9	.474/.222	9-9/17-23	1000/.739	32/30	+2	13/8	26/11	3/3	4/9	20/16

Note: Game totals are displayed in the format TEAM/OPPONENT for each category

THE STAT CREW SYSTEM
Tennessee Points-Rebounds-Assists (as of Mar 08, 2019)
All games

				00	02	04	05	10	11	12
Opponent	Date	Score		DAVIS,RENN	WESTBROOK,	COLLINS,MI	HARRIS,KAM	JACKSON,ME	KUSHKITUAH	BURRELL,RA
PRESBYTERIAN	11/11/18	97-49	W	DNP	20-4-5	9-7-0	2-3-0	11-2-3	10-7-1	14-5-0
UNC ASHEVILLE	11/14/18	73-46	W	10-8-2	11-4-4	7-6-0	0-0-0	13-1-2	4-3-1	10-8-1
FLORIDA A&M	11/18/18	96-31	W	14-11-4	7-2-8	7-10-0	4-4-0	19-2-4	13-2-1	14-6-1
vs Clemson	11/22/18	78-66	W	13-4-2	7-3-5	4-2-0	DNP	14-4-4	11-6-1	3-1-0
vs UAB	11/24/18	73-69	W	18-7-3	16-6-3	3-0-1	DNP	8-8-1	13-13-1	2-1-0
at Oklahoma St.	12/02/18	76-63	W	13-5-1	29-2-3	0-1-0	0-1-0	7-5-2	DNP	4-5-1
STETSON	12/05/18	65-55	W	24-9-0	20-3-4	7-7-0	0-1-0	0-5-3	DNP	0-0-0
at Texas	12/09/18	88-82	W	7-6-0	23-3-6	5-5-0	0-1-0	33-3-0	DNP	2-4-0
STANFORD	12/18/18	85-95	L	14-10-1	29-4-10	5-2-0	0-1-0	17-4-1	0-0-0	0-0-0
ETSU	12/21/18	80-61	W	11-7-0	2-2-9	11-6-2	1-0-0	23-3-4	2-1-0	5-6-0
MURRAY ST.	12/28/18	98-77	W	20-13-0	10-3-1	11-5-0	1-4-1	11-3-5	5-3-1	11-6-2
BELMONT	12/30/18	84-76	W	19-6-0	20-6-7	4-1-0	DNP	10-3-1	4-1-0	6-4-1
at Auburn	01/03/19	78-69	W	23-14-3	7-2-6	0-0-0	DNP	27-3-1	0-3-0	0-0-0
MISSOURI	01/06/19	64-66	L	16-9-0	16-3-3	0-0-0	DNP	2-1-1	0-2-0	0-0-0
KENTUCKY	01/10/19	71-73	L	12-9-2	20-6-3	11-4-0	DNP	8-1-6	1-2-0	2-4-1
at Georgia	01/13/19	62-66	L	6-12-1	23-4-6	1-2-1	DNP	6-4-1	5-4-0	4-5-0
at Alabama	01/17/19	65-86	L	0-5-1	19-5-5	2-1-0	0-0-0	4-4-0	7-6-0	12-7-0
ARKANSAS	01/21/19	79-80	L	9-4-1	24-4-5	2-3-0	0-0-0	5-1-0	2-4-0	3-5-1
NOTRE DAME	01/24/19	62-77	L	6-0-0	16-5-1	2-4-0	2-2-0	DNP	4-4-0	0-1-0
LSU	01/27/19	74-65	W	24-7-2	6-2-6	0-1-0	0-0-0	DNP	14-8-0	0-0-1
FLORIDA	01/31/19	67-50	W	19-10-2	8-2-7	6-6-1	0-0-0	4-0-1	6-6-0	2-3-1
at Vanderbilt	02/03/19	82-65	W	17-12-2	18-4-5	10-5-0	1-0-0	17-4-2	8-6-0	0-2-0
at Mississippi State	02/10/19	63-91	L	29-6-2	DNP	0-1-0	0-2-0	7-4-2	2-0-0	0-3-0
AUBURN	02/14/19	73-62	W	15-10-1	9-5-10	0-1-0	0-0-0	6-2-3	0-3-1	0-0-0
at Missouri	02/17/19	62-60	W	16-11-2	18-8-6	11-6-0	DNP	4-2-0	0-2-0	1-3-0
at Texas A&M	02/21/19	62-79	L	10-4-0	17-2-5	5-9-2	0-0-0	4-3-3	4-4-0	2-1-0
SOUTH CAROLINA	02/24/19	67-82	L	15-9-2	10-3-1	2-3-0	DNP	6-0-2	0-2-1	7-4-0
VANDERBILT	02/28/19	69-76	L	14-6-2	4-0-4	14-3-0	DNP	8-1-5	0-0-1	2-0-1
at Ole Miss	03/03/19	81-56	W	13-6-0	9-5-9	9-3-1	0-0-0	20-5-6	DNP	6-0-2
vs LSU	03/07/19	69-66	W	19-2-3	20-2-1	10-3-0	DNP	9-7-2	2-2-0	0-1-0
vs Mississippi State	03/08/19	68-83	L	16-8-2	19-4-6	3-0-0	DNP	13-2-1	0-1-0	4-3-0

				13	14	15
Opponent	Date	Score		MASSENGILL	GREEN,ZAAY	GREEN,CHER
PRESBYTERIAN	11/11/18	97-49	W	5-7-2	13-0-4	13-11-0
UNC ASHEVILLE	11/14/18	73-46	W	4-3-0	2-1-1	12-4-2
FLORIDA A&M	11/18/18	96-31	W	5-7-2	8-4-3	5-5-1
vs Clemson	11/22/18	78-66	W	3-2-2	12-2-3	11-8-1
vs UAB	11/24/18	73-69	W	4-5-2	5-4-1	4-3-0
at Oklahoma St.	12/02/18	76-63	W	0-4-1	17-5-2	6-13-3
STETSON	12/05/18	65-55	W	2-1-1	8-5-1	4-5-0
at Texas	12/09/18	88-82	W	0-1-0	8-5-2	10-6-0
STANFORD	12/18/18	85-95	L	0-5-1	14-2-1	6-3-0
ETSU	12/21/18	80-61	W	4-9-3	9-4-2	12-3-0
MURRAY ST.	12/28/18	98-77	W	10-4-8	9-3-2	10-8-1
BELMONT	12/30/18	84-76	W	7-5-3	10-6-5	4-1-2
at Auburn	01/03/19	78-69	W	3-2-0	10-8-7	8-4-1
MISSOURI	01/06/19	64-66	L	6-4-0	11-4-1	13-14-2
KENTUCKY	01/10/19	71-73	L	0-0-0	9-4-1	8-15-4
at Georgia	01/13/19	62-66	L	4-2-1	7-1-0	6-10-0
at Alabama	01/17/19	65-86	L	3-3-1	14-11-2	4-1-0
ARKANSAS	01/21/19	79-80	L	2-5-0	17-6-3	15-12-1
NOTRE DAME	01/24/19	62-77	L	6-4-2	19-8-5	7-11-1
LSU	01/27/19	74-65	W	12-4-1	10-2-5	8-10-2
FLORIDA	01/31/19	67-50	W	2-5-2	5-5-4	15-10-0
at Vanderbilt	02/03/19	82-65	W	0-2-3	7-11-1	4-7-0
at Mississippi State	02/10/19	63-91	L	6-3-2	13-1-1	6-7-2
AUBURN	02/14/19	73-62	W	2-2-0	25-7-1	16-11-0
at Missouri	02/17/19	62-60	W	0-2-0	6-2-1	6-3-0
at Texas A&M	02/21/19	62-79	L	0-4-4	9-2-3	11-12-1
SOUTH CAROLINA	02/24/19	67-82	L	4-4-0	12-3-2	11-9-0
VANDERBILT	02/28/19	69-76	L	7-3-0	0-1-1	20-8-0
at Ole Miss	03/03/19	81-56	W	2-0-0	9-8-3	13-7-4
vs LSU	03/07/19	69-66	W	0-0-0	2-1-2	7-9-2
vs Mississippi State	03/08/19	68-83	L	2-2-1	3-0-2	8-7-1

2018-19 CATEGORY LEADERS

Points	G	Pts	Pts/G
Westbrook,Evina	30	457	15.2
Davis,Rennia	30	442	14.7
Jackson,Meme	29	316	10.9
Green,Zaay	31	303	9.8
Green,Cheridene	31	283	9.1
Collins,Mimi	31	161	5.2
Kushkituah,Kasiyahna	27	117	4.3
Burrell,Rae	31	116	3.7
Massengill,Jazmine	31	105	3.4
Harris,Kamera	19	11	0.6

Scoring Average	G	Pts	Avg/G
Westbrook,Evina	30	457	15.2
Davis,Rennia	30	442	14.7
Jackson,Meme	29	316	10.9
Green,Zaay	31	303	9.8
Green,Cheridene	31	283	9.1
Collins,Mimi	31	161	5.2
Kushkituah,Kasiyahna	27	117	4.3
Burrell,Rae	31	116	3.7
Massengill,Jazmine	31	105	3.4
Harris,Kamera	19	11	0.6

FG Percentage	FG	Att	Pct
Green,Cheridene	112	204	.549
Collins,Mimi	59	114	.518
Kushkituah,Kasiyahna	49	98	.500
Davis,Rennia	165	365	.452
Westbrook,Evina	164	386	.425
Jackson,Meme	103	256	.402
Green,Zaay	127	323	.393
Massengill,Jazmine	43	127	.339
Burrell,Rae	44	139	.317
Harris,Kamera	4	15	.267

Field Goal Attempts	G	Att	Att/G
Westbrook,Evina	30	386	12.9
Davis,Rennia	30	365	12.2
Green,Zaay	31	323	10.4
Jackson,Meme	29	256	8.8
Green,Cheridene	31	204	6.6

Field Goals Made	G	Made	Made/G
Davis,Rennia	30	165	5.5
Westbrook,Evina	30	164	5.5
Green,Zaay	31	127	4.1
Green,Cheridene	31	112	3.6
Jackson,Meme	29	103	3.6

3-Point Percentage	3FG	Att	Pct
Collins,Mimi	7	13	.538
Westbrook,Evina	37	95	.389
Davis,Rennia	34	89	.382
Jackson,Meme	52	143	.364
Burrell,Rae	7	32	.219
Green,Zaay	22	101	.218
Massengill,Jazmine	4	25	.160
Kushkituah,Kasiyahna	0	1	.000

3-Point FG Attempts	G	Att	Att/G
Jackson,Meme	29	143	4.9
Green,Zaay	31	101	3.3
Westbrook,Evina	30	95	3.2
Davis,Rennia	30	89	3.0
Burrell,Rae	31	32	1.0

3-Point FG Made	G	Made	Made/G
Jackson,Meme	29	52	1.8
Westbrook,Evina	30	37	1.2
Davis,Rennia	30	34	1.1
Green,Zaay	31	22	0.7
Burrell,Rae	31	7	0.2
Collins,Mimi	31	7	0.2

Free Throw Percent	FG	Att	Pct
Davis,Rennia	78	89	.876
Jackson,Meme	58	70	.829
Westbrook,Evina	92	127	.724
Green,Zaay	27	39	.692
Collins,Mimi	36	53	.679
Green,Cheridene	59	88	.670
Burrell,Rae	21	37	.568
Massengill,Jazmine	15	28	.536
Kushkituah,Kasiyahna	19	42	.452
Harris,Kamera	3	8	.375

Free Throw Attempts	G	Att	Att/G
Westbrook,Evina	30	127	4.2
Davis,Rennia	30	89	3.0
Green,Cheridene	31	88	2.8
Jackson,Meme	29	70	2.4
Collins,Mimi	31	53	1.7

Free Throws Made	G	Made	Made/G
Westbrook,Evina	30	92	3.1
Davis,Rennia	30	78	2.6
Green,Cheridene	31	59	1.9
Jackson,Meme	29	58	2.0
Collins,Mimi	31	36	1.2

2018-19 CATEGORY LEADERS

Rebounds	G	Reb	Reb/G
Green,Cheridene	31	237	7.6
Davis,Rennia	30	230	7.7
Green,Zaay	31	126	4.1
Westbrook,Evina	30	108	3.6
Collins,Mimi	31	107	3.5

Rebound Average	G	Reb	Avg/G
Davis,Rennia	30	230	7.7
Green,Cheridene	31	237	7.6
Green,Zaay	31	126	4.1
Westbrook,Evina	30	108	3.6
Kushkituah,Kasiyahna	27	95	3.5

Offensive Rebounds	G	No.	Avg/G
Green,Cheridene	31	111	3.6
Davis,Rennia	30	66	2.2
Collins,Mimi	31	49	1.6
Massengill,Jazmine	31	41	1.3
Burrell,Rae	31	40	1.3

Defensive Rebounds	G	No.	Avg/G
Davis,Rennia	30	164	5.5
Green,Cheridene	31	126	4.1
Green,Zaay	31	88	2.8
Westbrook,Evina	30	84	2.8
Jackson,Meme	29	64	2.2

Fouls	G	No.	Per/G
Green,Cheridene	31	91	2.9
Green,Zaay	31	87	2.8
Westbrook,Evina	30	87	2.9
Davis,Rennia	30	76	2.5
Collins,Mimi	31	68	2.2

Foulouts	G	No.
Green,Zaay	31	3
Westbrook,Evina	30	2
Davis,Rennia	30	2
Green,Cheridene	31	2
Kushkituah,Kasiyahna	27	1
Jackson,Meme	29	1

Assists	G	No.	Ast/G
Westbrook,Evina	30	154	5.1
Green,Zaay	31	72	2.3
Jackson,Meme	29	66	2.3
Massengill,Jazmine	31	42	1.4
Davis,Rennia	30	41	1.4

Steals	G	No.	Stl/G
Westbrook,Evina	30	48	1.6
Jackson,Meme	29	47	1.6
Davis,Rennia	30	40	1.3
Green,Cheridene	31	31	1.0
Green,Zaay	31	30	1.0

Blocked Shots	G	No.	Blk/G
Green,Cheridene	31	16	0.5
Kushkituah,Kasiyahna	27	15	0.6
Massengill,Jazmine	31	14	0.5
Green,Zaay	31	12	0.4
Burrell,Rae	31	10	0.3

Minutes	G	No.	Min/G
Davis,Rennia	30	962	32.1
Westbrook,Evina	30	916	30.5
Jackson,Meme	29	865	29.8
Green,Zaay	31	832	26.8
Green,Cheridene	31	750	24.2

Turnovers	G	No.	TO/G
Westbrook,Evina	30	95	3.2
Davis,Rennia	30	79	2.6
Jackson,Meme	29	64	2.2
Green,Cheridene	31	58	1.9
Green,Zaay	31	57	1.8

2018-19 HIGHS & LOWS

TENNESSEE INDIVIDUAL GAME HIGHS

POINTS	33	JACKSON,MEME AT TEXAS (12/09/18)
FIELD GOALS MADE	13	DAVIS,RENNIA AT MISSISSIPPI STATE (02/10/19)
FIELD GOAL ATT.	22	DAVIS,RENNIA AT MISSISSIPPI STATE (02/10/19)
FG PCT (MIN 5 MADE)	.833 (5-6)	GREEN,CHERIDENE VS ETSU (12/21/18)
	.833 (5-6)	KUSHKITUAH,KASIYAHNA VS FLORIDA A&M (11/18/18)
	.833 (5-6)	GREEN,CHERIDENE VS UNC ASHEVILLE (11/14/18)
3-POINT FG MADE	7	JACKSON,MEME VS ETSU (12/21/18)
3-POINT FG ATT.	13	JACKSON,MEME VS STANFORD (12/18/18)
3-PT FG PCT (MIN 2 MADE)	1.000 (2-2)	COLLINS,MIMI VS VANDERBILT (02/28/19)
	1.000 (2-2)	MASSENGILL,JAZMINE VS MURRAY ST. (12/28/18)
	1.000 (2-2)	WESTBROOK,EVINA VS CLEMSON (11/22/18)
	1.000 (2-2)	WESTBROOK,EVINA VS UNC ASHEVILLE (11/14/18)
FREE THROWS MADE	11	DAVIS,RENNIA VS STETSON (12/05/18)
FREE THROW ATT.	12	DAVIS,RENNIA VS STETSON (12/05/18)
FT PCT (MIN 4 MADE)	1.000 (9-9)	WESTBROOK,EVINA VS STETSON (12/05/18)
	1.000 (8-8)	DAVIS,RENNIA VS LSU (01/27/19)
	1.000 (6-6)	WESTBROOK,EVINA VS AUBURN (02/14/19)
	1.000 (6-6)	JACKSON,MEME AT VANDERBILT (02/03/19)
	1.000 (6-6)	JACKSON,MEME AT AUBURN (01/03/19)
	1.000 (5-5)	WESTBROOK,EVINA VS KENTUCKY (01/10/19)
	1.000 (4-4)	GREEN,CHERIDENE VS MISSISSIPPI STATE (03/08/19)
	1.000 (4-4)	DAVIS,RENNIA VS MISSISSIPPI STATE (03/08/19)
	1.000 (4-4)	DAVIS,RENNIA VS AUBURN (02/14/19)
	1.000 (4-4)	JACKSON,MEME AT MISSISSIPPI STATE (02/10/19)
	1.000 (4-4)	WESTBROOK,EVINA AT VANDERBILT (02/03/19)
	1.000 (4-4)	DAVIS,RENNIA VS ETSU (12/21/18)
	1.000 (4-4)	GREEN,CHERIDENE AT TEXAS (12/09/18)
	1.000 (4-4)	GREEN,ZAAY VS STETSON (12/05/18)
	1.000 (4-4)	COLLINS,MIMI VS UNC ASHEVILLE (11/14/18)
REBOUNDS	15	GREEN,CHERIDENE VS KENTUCKY (01/10/19)
ASSISTS	10	WESTBROOK,EVINA VS AUBURN (02/14/19)
	10	WESTBROOK,EVINA VS STANFORD (12/18/18)
STEALS	7	WESTBROOK,EVINA VS PRESBYTERIAN (11/11/18)
BLOCKED SHOTS	5	MASSENGILL,JAZMINE VS ETSU (12/21/18)
TURNOVERS	8	WESTBROOK,EVINA VS KENTUCKY (01/10/19)
FOULS	5	GREEN,ZAAY VS MISSISSIPPI STATE (03/08/19)
	5	WESTBROOK,EVINA AT OLE MISS (03-03-19)
	5	GREEN,CHERIDENE VS VANDERBILT (02/28/19)
	5	WESTBROOK,EVINA VS VANDERBILT (02/28/19)
	5	GREEN,ZAAY AT MISSISSIPPI STATE (02/10/19)
	5	KUSHKITUAH,KASIYAHNA AT VANDERBILT (02/03/19)
	5	DAVIS,RENNIA VS NOTRE DAME (01/24/19)
	5	GREEN,CHERIDENE AT GEORGIA (01/13/19)
	5	JACKSON,MEME VS KENTUCKY (01/10/19)
	5	GREEN,ZAAY VS STANFORD (12/18/18)
	5	DAVIS,RENNIA AT OKLAHOMA ST. (12/02/18)
MINUTES	40	DAVIS,RENNIA VS MISSISSIPPI STATE (03/08/19)
	40	DAVIS,RENNIA AT MISSOURI (02/17/19)
	40	DAVIS,RENNIA VS AUBURN (02/14/19)
	40	WESTBROOK,EVINA VS STANFORD (12/18/18)
	40	WESTBROOK,EVINA AT TEXAS (12/09/18)
	40	JACKSON,MEME AT TEXAS (12/09/18)

TENNESSEE TEAM GAME HIGHS

POINTS	98	MURRAY ST. (12/28/18)
FIELD GOALS MADE	41	MURRAY ST. (12/28/18)
FIELD GOAL ATTEMPTS	81	MURRAY ST. (12/28/18)
FIELD GOAL PERCENTAGE	.540 (27-50)	AT AUBURN (01/03/19)
3 PT FIELD GOALS MADE	10	AT TEXAS (12/09/18)
3 PT FG ATTEMPTS	30	FLORIDA A&M (11/18/18)
3 PT FG PERCENTAGE	.571 (8-14)	AT OLE MISS (03-03-19)
FREE THROWS MADE	25	STETSON (12/05/18)
FREE THROW ATTEMPTS	36	PRESBYTERIAN (11/11/18)
FREE THROW PERCENTAGE	1.000 (9-9)	VS MISSISSIPPI STATE (03/08/19))
REBOUNDS	59	FLORIDA A&M (11/18/18)
ASSISTS	25	AT OLE MISS (03-03-19)
STEALS	22	FLORIDA A&M (11/18/18)
BLOCKED SHOTS	10	ETSU (12/21/18)
TURNOVERS	26	VS MISSISSIPPI STATE (03/08/19)
FOULS	28	AT VANDERBILT (02/03/19)

TENNESSEE TEAM GAME LOWS

POINTS	62	AT GEORGIA (01/13/19)
	62	NOTRE DAME (01/24/19)
	62	AT MISSOURI (02/17/19)
	62	AT TEXAS A&M (02/21/19)
	63	AT MISSISSIPPI STATE (02/10/19)
FIELD GOALS MADE	19	STETSON (12/05/18)
FIELD GOAL ATTEMPTS	49	STETSON (12/05/18)
FIELD GOAL PERCENTAGE	.338 (27-80)	AT ALABAMA (01/17/19)
3 PT FIELD GOALS MADE	0	LSU (01/27/19)
3 PT FG ATTEMPTS	3	SOUTH CAROLINA (02/24/19)
3 PT FG PERCENTAGE	.000 (0-13)	LSU (01/27/19)
FREE THROWS MADE	4	AT TEXAS A&M (02/21/19)
FREE THROW ATTEMPTS	8	NOTRE DAME (01/24/19)
	8	AT TEXAS A&M (02/21/19)
FREE THROW PERCENTAGE	.409 (9-22)	VS UAB (11/24/18)
REBOUNDS	22	VANDERBILT (02/28/19)
ASSISTS	7	MISSOURI (01/06/19)
STEALS	2	AT TEXAS (12/09/18)
BLOCKED SHOTS	0	STANFORD (12/18/18)
	0	AUBURN (02/14/19)
	0	AT TEXAS A&M (02/21/19)
TURNOVERS	8	STANFORD (12/18/18)
FOULS	8	AUBURN (02/14/19)

OPPONENT INDIVIDUAL GAME HIGHS

POINTS	33	CARRINGTON, DIJONAI VS STANFORD (12/18/18)
FIELD GOALS MADE	12	CARTER, CHENNEDY AT TEXAS A&M (02/21/19)
FIELD GOAL ATT.	26	CARTER, CHENNEDY AT TEXAS A&M (02/21/19)
FG PCT (MIN 5 MADE)	.857 (6-7)	PORTER, CIERRA AT MISSOURI (02/17/19)
	.857 (6-7)	ANYAGALIGBO, OGECHI VS KENTUCKY (01/10/19)
3-POINT FG MADE	5	WELLS, KAYLA AT TEXAS A&M (02/21/19)
	5	CHILDRESS, RACHAEL VS UAB (11/24/18)
	5	STAFFORD, SHAMANI VS PRESBYTERIAN (11/11/18)
3-POINT FG ATT.	12	TOLEFREE,ALEXIS VS ARKANSAS (01/21/19)
3-PT FG PCT (MIN 2 MADE)	1.000 (5-5)	STAFFORD, SHAMANI VS PRESBYTERIAN (11/11/18)
	1.000 (3-3)	ALDRIDGE, LAUREN VS MISSOURI (01/06/19)
	1.000 (2-2)	CLINEY,DONIYAH VS SOUTH CAROLINA (02/24/19)
FREE THROWS MADE	11	MILLER,BRAXTIN AT OKLAHOMA ST. (12/02/18)
FREE THROW ATT.	16	MILLER,BRAXTIN AT OKLAHOMA ST. (12/02/18)
FT PCT (MIN 4 MADE)	1.000 (7-7)	POINTER,KHAYLA VS LSU (01/27/19)
	1.000 (7-7)	DUNGEE,CHELSEA VS ARKANSAS (01/21/19)
	1.000 (7-7)	ADEBAYO, EVELYN VS MURRAY ST. (12/28/18)
	1.000 (6-6)	WALKER,CIERRA VS VANDERBILT (02/28/19)
	1.000 (6-6)	FASOULA, MARIELLA AT VANDERBILT (02/03/19)
	1.000 (6-6)	HARMEYER,ELLIE VS BELMONT (12/30/18)
	1.000 (4-4)	JAZZMUN HOLMES VS MISSISSIPPI STATE (03/08/19)
	1.000 (4-4)	CLINEY,DONIYAH VS SOUTH CAROLINA (02/24/19)
	1.000 (4-4)	WELLS, KAYLA AT TEXAS A&M (02/21/19)
	1.000 (4-4)	CARTER, LEALEA AT VANDERBILT (02/03/19)
	1.000 (4-4)	CRANE, BRIANNA VS MURRAY ST. (12/28/18)
	1.000 (4-4)	HAYNES-OVERTON,ERICA VS ETSU (12/21/18)
	1.000 (4-4)	HALL, KACIE VS PRESBYTERIAN (11/11/18)
REBOUNDS	15	TEAIRA MCCOWAN AT MISSISSIPPI STATE (02/10/19)
ASSISTS	14	HARRIS,TYASHA VS SOUTH CAROLINA (02/24/19)
STEALS	5	JAZZMUN HOLMES VS MISSISSIPPI STATE (03/08/19)
BLOCKED SHOTS	6	ROBINSON, CALIYA AT GEORGIA (01/13/19)
TURNOVERS	11	HALL, KACIE VS PRESBYTERIAN (11/11/18)
FOULS	5	ANRIEL HOWARD VS MISSISSIPPI STATE (03/08/19)
	5	JACKSON,ABIGAYLE VS AUBURN (02/14/19)
	5	ROBINSON,PAIGE VS FLORIDA (01/31/19)
	5	AIFUWA,FAUSTINE VS LSU (01/27/19)
	5	HOWARD, RHYNE VS KENTUCKY (01/10/19)
	5	MORRIS, MACI VS KENTUCKY (01/10/19)
	5	SMITH, ALANNA VS STANFORD (12/18/18)
	5	UNDERWOOD, JADA AT TEXAS (12/09/18)
	5	VINCENT,MEGAN VS STETSON (12/05/18)

OPPONENT TEAM GAME HIGHS

POINTS	95	STANFORD (12/18/18)
FIELD GOALS MADE	36	AT MISSISSIPPI STATE (02/10/19)
FIELD GOAL ATTEMPTS	75	ARKANSAS (01/21/19)
FIELD GOAL PERCENTAGE	.550 (33-60)	STANFORD (12/18/18)
3 PT FIELD GOALS MADE	14	STANFORD (12/18/18)
3 PT FG ATTEMPTS	32	ARKANSAS (01/21/19)
3 PT FG PERCENTAGE	.583 (14-24)	STANFORD (12/18/18)
FREE THROWS MADE	22	AT VANDERBILT (02/03/19)
FREE THROW ATTEMPTS	28	NOTRE DAME (01/24/19)
	28	AT OKLAHOMA ST. (12/02/18)
FREE THROW PERCENTAGE	1.000 (4-4)	STETSON (12/05/18)
REBOUNDS	45	STANFORD (12/18/18)
ASSISTS	23	NOTRE DAME (01/24/19)
STEALS	12	FLORIDA A&M (11/18/18)
BLOCKED SHOTS	8	SOUTH CAROLINA (02/24/19)
	8	AT GEORGIA (01/13/19)
TURNOVERS	39	PRESBYTERIAN (11/11/18)
FOULS	25	KENTUCKY (01/10/19)

OPPONENT TEAM GAME LOWS

POINTS	31	FLORIDA A&M (11/18/18)
FIELD GOALS MADE	11	FLORIDA A&M (11/18/18)
FIELD GOAL ATTEMPTS	49	MISSOURI (01/06/19)
	49	LSU (01/27/19)
FIELD GOAL PERCENTAGE	.186 (11-59)	FLORIDA A&M (11/18/18)
3 PT FIELD GOALS MADE	2	VS MISSISSIPPI STATE (03/08/19)
	2	FLORIDA A&M (11/18/18)
	2	VS CLEMSON (11/22/18)
3 PT FG ATTEMPTS	7	LSU (01/27/19)
3 PT FG PERCENTAGE	.087 (2-23)	FLORIDA A&M (11/18/18)
FREE THROWS MADE	2	AUBURN (02/14/19)
FREE THROW ATTEMPTS	4	STETSON (12/05/18)
FREE THROW PERCENTAGE	.400 (2-5)	AUBURN (02/14/19)
REBOUNDS	24	UNC ASHEVILLE (11/14/18)
	24	MURRAY ST. (12/28/18)
ASSISTS	6	FLORIDA A&M (11/18/18)
STEALS	1	VANDERBILT (02/28/19)
BLOCKED SHOTS	0	FLORIDA A&M (11/18/18)
	0	FLORIDA (01/31/19)
	0	AT OLE MISS (03-03-19)
TURNOVERS	6	SOUTH CAROLINA (02/24/19)
FOULS	7	SOUTH CAROLINA (02/24/19)

2018-19 BOX SCORES

Official Basketball Box Score -- Game Totals -- Final Statistics
Presbyterian vs Tennessee
11/11/18 2:03 p.m. at Knoxville, Tenn. (Thompson-Boling Arena)

Presbyterian 49 • 0-1

##	Player		Total FG-FGA	3-Ptr FG-FGA	FT-FTA	Rebounds Off	Def	Tot	PF	TP	A	TO	Blk	Stl	Min
15	Santos, Tess	f	1-7	1-4	0-0	0	4	4	2	3	1	4	1	2	29
32	Virola, Salina	f	0-2	0-0	0-0	3	4	7	4	0	1	1	0	0	21
44	Blackwell-Boyden, E.	c	3-5	0-0	1-1	2	2	4	0	7	0	3	0	0	26
11	Hall, Kacie	g	1-7	0-1	4-4	1	2	3	2	6	5	11	0	1	35
23	Stafford, Shamani	g	6-11	5-5	3-6	1	2	3	4	20	1	4	0	1	25
00	Hofmann, Nicole		0-0	0-0	0-0	0	0	0	0	0	0	0	0	0	1
03	Hemm, Riley		0-1	0-1	0-0	0	0	0	2	0	0	2	0	0	2
04	Gibbs, Bria		3-8	0-0	0-0	2	0	2	1	6	0	1	0	0	20
05	Suarez, Shaymany		0-1	0-0	0-0	0	0	0	0	0	0	0	0	0	1
14	Johnson, Trinity		1-5	0-0	3-4	0	0	0	4	5	3	6	0	1	27
21	Gragera, Paloma		0-1	0-0	0-0	0	0	0	0	0	0	0	0	0	2
22	Jackson, Kiara		1-3	0-0	0-0	3	2	5	3	2	1	2	0	1	11
	Team					4	5	9				5			
	Totals		16-51	6-11	11-15	16	21	37	22	49	12	39	1	6	200

1st - FG %:	4-11	36.4%	2nd:	5-16	31.3%	3rd:	3-11	27.3%	4th:	4-13	30.8%
3FG %:	3-4	75.0%		1-2	50.0%		1-1	100.0%		1-4	25.0%
FT %:	1-2	50.0%		6-7	85.7%		4-6	66.7%		0-0	0.0%

Game:	16-51	31.4%	Deadball Rebounds
	6-11	54.5%	3
	11-15	73.3%	

Tennessee 97 • 1-0

##	Player		Total FG-FGA	3-Ptr FG-FGA	FT-FTA	Rebounds Off	Def	Tot	PF	TP	A	TO	Blk	Stl	Min
15	Green,Cheridene	f	5-9	0-0	3-5	5	6	11	2	13	0	1	3	3	24
11	Kushkituah,Kasiyahna	c	5-9	0-0	0-6	6	1	7	2	10	1	2	2	0	21
02	Westbrook,Evina	g	7-12	1-1	5-8	1	3	4	3	20	5	1	0	7	23
10	Jackson,Meme	g	4-9	1-2	2-2	0	2	2	3	11	3	3	0	4	22
14	Green,Zaay	g	4-9	3-4	2-2	0	0	0	1	13	4	2	1	5	22
04	Collins,Mimi		3-6	0-0	3-4	4	3	7	3	9	0	2	0	0	19
05	Harris,Kamera		1-4	0-0	0-0	2	1	3	1	2	0	3	1	0	19
12	Burrell,Rae		5-14	0-2	4-6	4	1	5	1	14	0	1	1	1	25
13	Massengill,Jazmine		2-4	0-0	1-3	4	3	7	2	5	2	0	1	2	25
	Team					2	0	2							
	Totals		36-76	5-9	20-36	28	20	48	18	97	15	15	9	22	200

1st - FG %:	10-22	45.5%	2nd:	6-17	35.3%	3rd:	10-19	52.6%	4th:	10-18	55.6%
3FG %:	3-3	100.0%		1-3	33.3%		1-3	33.3%		0-0	0.0%
FT %:	1-2	50.0%		9-10	90.0%		7-13	53.8%		3-11	27.3%

Game:	36-76	47.4%	Deadball Rebounds
	5-9	55.6%	7
	20-36	55.6%	

Officials: Pualani Spurlock, Metta Roberts, Angel Stanton
Technical fouls: Presbyterian-None. Tennessee-Jackson,Meme.
Attendance: 8147

Score by periods	1st	2nd	3rd	4th	Total
Presbyterian	12	17	11	9	**49**
Tennessee	24	22	28	23	**97**

Points	In Paint	Off T/O	2nd Chance	Fast Break	Bench
PCW	18	20	13	5	13
UT	60	44	19	18	30

Last FG - PCW 4th-00:57, UT 4th-01:27.
Largest lead - PCW by 3 1st-07:51, UT by 50 4th-02:27.
PCW led for 01:53. UT led for 35:51. Game was tied for 01:58.

Score tied - 1 time.
Lead changed - 1 time.

Official Basketball Box Score -- Game Totals -- Final Statistics
UNC Asheville vs Tennessee
11/14/18 7:02 p.m. at Knoxville, Tenn. (Thompson-Boling Arena)

UNC Asheville 46 • 0-2

##	Player		Total FG-FGA	3-Ptr FG-FGA	FT-FTA	Rebounds Off	Def	Tot	PF	TP	A	TO	Blk	Stl	Min
23	Wilson, Tiffany	f	0-0	0-0	0-0	1	2	3	4	0	0	0	0	0	14
03	Scott, Zip	g	3-8	1-2	0-0	1	1	2	2	7	2	4	0	2	24
10	Wall, Jessica	g	2-7	2-7	1-2	1	1	2	1	7	2	2	1	0	30
15	Dengokl, Sonora	g	6-13	0-1	2-3	1	0	1	1	14	2	3	0	1	29
32	Trani, Ali	g	4-11	4-9	0-0	0	2	2	3	12	1	2	0	2	33
00	Evans, Nadiria		2-7	0-0	0-0	0	2	2	1	4	0	3	0	1	21
01	Corpening, Amaryah		0-3	0-3	0-0	0	1	1	0	0	1	2	0	0	13
04	McGill, Evonna		0-0	0-0	0-0	0	3	3	2	0	0	1	2	0	6
05	Toney, Alexis		0-0	0-0	0-0	1	0	1	0	0	0	1	0	0	5
11	Lawson, Jimeshia		0-1	0-0	0-0	0	0	0	0	0	0	0	0	0	2
12	Esadah, Juliet		0-0	0-0	0-0	1	1	2	3	0	0	1	0	0	7
14	Jordan-Brown, Brooke		1-1	0-0	0-2	0	1	1	3	2	0	0	1	1	16
	Team					2	2	4							
	Totals		18-51	7-22	3-7	8	16	24	20	46	8	20	4	7	200

1st - FG %:	3-10	30.0%	2nd:	3-12	25.0%	3rd:	7-17	41.2%	4th:	5-12	41.7%
3FG %:	0-3	0.0%		2-7	28.6%		3-6	50.0%		2-6	33.3%
FT %:	2-5	40.0%		0-0	0.0%		1-2	50.0%		0-0	0.0%

Game:	18-51	35.3%	Deadball Rebounds
	7-22	31.8%	4,1
	3-7	42.9%	

Tennessee 73 • 2-0

##	Player		Total FG-FGA	3-Ptr FG-FGA	FT-FTA	Rebounds Off	Def	Tot	PF	TP	A	TO	Blk	Stl	Min
15	Green,Cheridene	f	5-6	0-0	2-2	2	2	4	2	12	2	2	0	0	23
11	Kushkituah,Kasiyahna	c	2-5	0-0	0-0	2	1	3	1	4	1	1	0	0	21
00	Davis,Rennia	g	4-10	1-2	1-2	2	6	8	3	10	2	2	0	1	28
02	Westbrook,Evina	g	4-6	2-2	1-2	2	2	4	3	11	4	2	0	0	16
10	Jackson,Meme	g	5-9	3-5	0-0	0	1	1	3	13	2	2	0	2	28
04	Collins,Mimi		1-7	1-2	4-4	2	4	6	1	7	0	1	1	1	18
05	Harris,Kamera		0-0	0-0	0-0	0	0	0	2	0	0	0	0	0	5
12	Burrell,Rae		3-7	0-2	4-6	5	3	8	1	10	1	3	1	1	17
13	Massengill,Jazmine		1-5	0-1	2-4	1	2	3	0	4	0	2	0	2	24
14	Green,Zaay		1-7	0-4	0-0	0	1	1	3	2	1	1	0	1	20
	Team					5	3	8							
	Totals		26-62	7-18	14-20	21	25	46	19	73	13	16	2	8	200

1st - FG %:	7-21	33.3%	2nd:	8-17	47.1%	3rd:	3-12	25.0%	4th:	8-12	66.7%
3FG %:	1-8	12.5%		3-4	75.0%		0-3	0.0%		3-3	100.0%
FT %:	6-6	100.0%		4-6	66.7%		2-4	50.0%		2-4	50.0%

Game:	26-62	41.9%	Deadball Rebounds
	7-18	38.9%	4
	14-20	70.0%	

Officials: Beverly Roberts, Chaney Muench, Julie Krommenhoek
Technical fouls: UNC Asheville-None. Tennessee-None.
Attendance: 6914

Score by periods	1st	2nd	3rd	4th	Total
UNC Asheville	8	8	18	12	**46**
Tennessee	21	23	8	21	**73**

Points	In Paint	Off T/O	2nd Chance	Fast Break	Bench
AVL	20	10	2	2	6
UT	32	26	27	2	23

Last FG - AVL 4th-00:28, UT 4th-02:32.
Largest lead - AVL None, UT by 31 4th-05:36.
AVL led for 00:00. UT led for 39:21. Game was tied for 00:39.

Score tied - 0 times.
Lead changed - 0 times.

Official Basketball Box Score -- Game Totals -- Final Statistics
Florida A&M vs Tennessee
11/18/18 2:02 p.m. at Knoxville, Tenn. (Thompson-Bolina Arena)

Florida A&M 31 • 0-3

##	Player		Total FG-FGA	3-Ptr FG-FGA	FT-FTA	Rebounds Off	Def	Tot	PF	TP	A	TO	Blk	Stl	Min
13	Royal,Dy`Manee	f	0-6	0-0	0-0	3	2	5	2	0	0	2	0	0	18
14	James,Tyra	f	3-8	0-3	0-0	1	2	3	2	6	2	6	0	3	30
01	Moye,Mya	g	3-13	1-5	0-2	1	1	2	1	7	2	2	0	1	33
02	Goram,Autumn	g	1-8	1-5	2-2	1	3	4	2	5	0	4	0	0	26
30	Ballew,Jasmine	g	1-10	0-5	1-2	1	2	3	1	3	0	3	0	1	22
04	Antoine,Deja		0-3	0-1	0-0	0	1	1	2	0	1	0	0	2	12
11	Mitchell,Morgan		0-0	0-0	0-0	0	2	2	0	0	0	7	0	1	6
12	Dilworth,Jhakya		0-1	0-1	1-2	0	0	0	0	1	0	0	0	0	3
20	Cook,Chiqueria		0-0	0-0	1-2	0	1	1	3	1	1	2	0	0	8
21	Dilworth,Keziah		1-4	0-2	1-2	1	1	2	3	3	0	1	0	4	22
23	Darks,Taylor		1-4	0-0	0-0	0	0	0	1	2	0	2	0	0	7
34	Perkins,Auryel		1-2	0-1	1-4	1	5	6	0	3	0	2	0	0	13
	Team					3	4	7				1			
	Totals		11-59	2-23	7-16	12	24	36	17	31	6	32	0	12	200

1st - FG %:	4-18	22.2%	2nd:	3-13	23.1%	3rd:	2-15	13.3%	4th:	2-13	15.4%
3FG %:	1-7	14.3%		0-4	0.0%		1-5	20.0%		0-7	0.0%
FT %:	1-4	25.0%		2-4	50.0%		3-6	50.0%		1-2	50.0%

Game:	11-59	18.6%	Deadball Rebounds
	2-23	8.7%	6
	7-16	43.8%	

Tennessee 96 • 3-0

##	Player		Total FG-FGA	3-Ptr FG-FGA	FT-FTA	Rebounds Off	Def	Tot	PF	TP	A	TO	Blk	Stl	Min
00	Davis,Rennia	f	6-8	1-1	1-1	2	9	11	2	14	4	2	0	3	21
15	Green,Cheridene	f	2-3	0-0	1-1	0	5	5	0	5	1	0	0	2	21
11	Kushkituah,Kasiyahna	c	5-6	0-0	3-4	0	2	2	1	13	1	2	1	1	21
02	Westbrook,Evina	g	3-8	1-3	0-0	0	2	2	2	7	8	3	0	1	21
10	Jackson,Meme	g	7-12	3-8	2-4	0	2	2	1	19	4	1	2	6	21
04	Collins,Mimi		3-6	0-0	1-1	5	5	10	4	7	0	0	1	0	19
05	Harris,Kamera		2-3	0-0	0-0	2	2	4	2	4	0	2	0	2	19
12	Burrell,Rae		4-14	3-9	3-6	5	1	6	2	14	1	7	1	1	19
13	Massengill,Jazmine		2-6	1-5	0-0	3	4	7	0	5	2	0	2	4	19
14	Green,Zaay		3-11	0-4	2-4	1	3	4	1	8	3	4	1	2	19
	Team					2	4	6							
	Totals		37-77	9-30	13-21	20	39	59	15	96	24	21	8	22	200

1st - FG %:	13-28	46.4%	2nd:	9-21	42.9%	3rd:	8-15	53.3%	4th:	7-13	53.8%
3FG %:	3-10	30.0%		2-6	33.3%		1-7	14.3%		3-7	42.9%
FT %:	5-9	55.6%		4-5	80.0%		2-4	50.0%		2-3	66.7%

Game:	37-77	48.1%	Deadball Rebounds
	9-30	30.0%	4
	13-21	61.9%	

Officials: Angelica Suffren, Eric Baker, Meadow Overstreet
Technical fouls: Florida A&M-None. Tennessee-None.
Attendance: 7616

Score by periods	1st	2nd	3rd	4th	Total
Florida A&M	10	8	8	5	**31**
Tennessee	34	24	19	19	**96**

Points	In Paint	Off T/O	2nd Chance	Fast Break	Bench
FAMUW	12	7	4	4	10
UT	52	39	20	23	38

Last FG - FAMUW 4th-01:06, UT 4th-02:16.
Largest lead - FAMUW None, UT by 67 4th-02:16.
FAMUW led for 00:00. UT led for 38:23. Game was tied for 00:53.

Score tied - 0 times.
Lead changed - 0 times.

Official Basketball Box Score -- Game Totals -- Final Statistics
Clemson vs Tennessee
11/22/18 3 p.m. at Bimini, Bahamas (Gateway Christian)

Clemson 66 • 2-3

##	Player		Total FG-FGA	3-Ptr FG-FGA	FT-FTA	Rebounds Off	Def	Tot	PF	TP	A	TO	Blk	Stl	Min
05	Danielle Edwards	*	9-11	1-1	0-1	1	2	3	3	19	2	4	0	3	35
20	Simone Westbrook	*	7-14	0-4	5-6	0	1	1	2	19	2	3	0	3	33
32	Chyna Cotton	*	0-3	0-1	2-2	0	5	5	2	2	0	1	0	1	18
44	Kobi Thornton	*	4-10	0-0	2-4	4	4	8	3	10	1	7	1	1	32
55	Tylar Bennett	*	3-7	0-0	1-3	1	4	5	2	7	0	2	1	0	32
01	Destiny Thomas		1-1	0-0	0-0	0	0	0	0	2	0	0	0	0	4
10	Camree Clegg		1-6	1-5	0-0	1	0	1	0	3	0	0	0	0	11
11	Taylor Hosendove		1-5	0-0	0-2	2	5	7	2	2	2	5	0	1	24
22	Keniece Purvis		1-1	0-0	0-0	0	2	2	1	2	0	1	0	0	11
	Team					0	1	1							
	Totals		27-58	2-11	10-18	9	24	33	15	66	7	23	2	9	200

1st - FG %:	7-13	53.8%	2nd:	7-18	38.9%	3rd:	8-14	57.1%	4th:	5-13	38.5%
3FG %:	1-3	33.3%		1-5	20.0%		0-1	0.0%		0-2	0.0%
FT %:	2-5	40.0%		0-0	0.0%		6-9	66.7%		2-4	50.0%

Game:	27-58	46.6%	Deadball Rebounds
	2-11	18.2%	2
	10-18	55.6%	

Tennessee 78 • 4-0

##	Player		Total FG-FGA	3-Ptr FG-FGA	FT-FTA	Rebounds Off	Def	Tot	PF	TP	A	TO	Blk	Stl	Min
00	Davis,Rennia	*	6-13	1-2	0-0	2	2	4	2	13	2	1	0	4	26
02	Westbrook,Evina	*	2-7	2-2	1-2	0	3	3	3	7	5	6	0	2	22
10	Jackson,Meme	*	4-11	4-9	2-2	0	4	4	0	14	4	2	1	0	32
11	Kushkituah,Kasiyahna	*	5-7	0-0	1-2	1	5	6	2	11	1	2	0	2	26
15	Green,Cheridene	*	4-6	0-0	3-4	2	6	8	3	11	1	3	0	0	28
04	Collins,Mimi		2-3	0-0	0-0	0	2	2	4	4	0	1	0	0	17
12	Burrell,Rae		1-2	1-2	0-0	0	1	1	1	3	0	0	0	0	6
13	Massengill,Jazmine		1-5	0-2	1-2	1	1	2	1	3	2	2	0	2	18
14	Green,Zaay		5-14	0-4	2-2	1	1	2	4	12	3	2	0	4	25
	Team					6	3	9							
	Totals		30-68	8-21	10-14	13	28	41	20	78	18	19	1	14	200

1st - FG %:	7-20	35.0%	2nd:	5-16	31.3%	3rd:	9-17	52.9%	4th:	9-15	60.0%
3FG %:	2-8	25.0%		2-6	33.3%		3-5	60.0%		1-2	50.0%
FT %:	0-0	0.0%		4-6	66.7%		1-2	50.0%		5-6	83.3%

Game:	30-68	44.1%	Deadball Rebounds
	8-21	38.1%	5
	10-14	71.4%	

Officials:
Technical fouls: Clemson-None. Tennessee-None.
Attendance: 320

Score by periods	1st	2nd	3rd	4th	Total
Clemson	17	15	22	12	**66**
Tennessee	16	16	22	24	**78**

Points	In Paint	Off T/O	2nd Chance	Fast Break	Bench
CU	38	18	5	6	9
UT	32	23	9	4	22

Last FG - CU 4th-00:43, UT 4th-01:33.
Largest lead - CU by 4 3rd-07:18, UT by 14 4th-01:01.
CU led for 07:39. UT led for 24:29. Game was tied for 07:47.

Score tied - 13 times.
Lead changed - 16 times.

2018-19 BOX SCORES

Official Basketball Box Score -- Game Totals -- Final Statistics
Tennessee vs UAB
11/24/18 2:00 pm at Bimini, Bahamas (Gateway Christian)

Tennessee 73 • 5-0

##	Player		Total FG-FGA	3-Ptr FG-FGA	FT-FTA	Rebounds Off	Def	Tot	PF	TP	A	TO	Blk	Stl	Min
00	Davis,Rennia	*	7-13	3-6	1-2	1	6	7	4	18	3	1	1	0	39
02	Westbrook,Evina	*	6-14	1-3	3-11	0	6	6	3	16	3	5	1	0	35
10	Jackson,Meme	*	2-5	2-4	2-2	2	6	8	2	8	1	3	0	3	37
11	Kushkituah,Kasiyahna	*	6-12	0-0	1-2	2	11	13	3	13	1	2	2	0	35
15	Green,Cheridene	*	2-8	0-0	0-0	3	0	3	0	4	0	0	0	1	19
04	Collins,Mimi		1-3	0-0	1-2	0	0	0	1	3	1	1	0	1	10
12	Burrell,Rae		1-2	0-0	0-1	1	0	1	0	2	0	1	0	0	4
13	Massengill,Jazmine		2-8	0-3	0-0	2	3	5	2	4	2	2	0	2	30
14	Green,Zaay		2-8	0-2	1-2	0	4	4	4	5	1	1	0	0	16
	Team					5	1	6							
	Totals		29-73	6-18	9-22	16	37	53	19	73	12	16	4	7	225

	1st	2nd	3rd	4th	Game	Deadball Rebounds
FG %	5-15 33.3%	7-18 38.9%	8-17 47.1%	7-15 46.7%	29-73 39.7%	
3FG %	2-5 40.0%	0-3 0.0%	0-2 0.0%	4-6 66.7%	6-18 33.3%	
FT %	1-4 25.0%	2-3 66.7%	1-6 16.7%	1-2 50.0%	9-22 40.9%	8

UAB 69 • 4-1

##	Player		Total FG-FGA	3-Ptr FG-FGA	FT-FTA	Rebounds Off	Def	Tot	PF	TP	A	TO	Blk	Stl	Min
00	BARNES, Miyah	*	5-11	2-5	1-2	1	1	2	4	13	8	4	0	0	43
03	VENDRELL, Angela	*	1-2	0-0	0-0	0	4	4	2	2	2	3	1	3	39
13	THOMAS, Katelynn	*	6-13	0-0	7-9	1	2	3	4	19	2	2	0	1	32
20	KUZMANIC, Deanna	*	3-11	2-6	2-4	1	6	7	4	10	2	3	0	2	44
32	CHILDRESS, Rachael	*	7-16	5-9	0-0	0	6	6	1	19	1	0	0	2	43
01	WHITLEY, Margaret		0-2	0-2	0-0	0	0	0	0	0	0	1	0	0	5
10	ROSENFELDT, Sara		0-0	0-0	0-0	0	0	0	0	0	0	0	0	0	0+
12	MAGEE, Trista		0-1	0-0	0-0	0	4	4	3	0	1	0	0	0	6
34	JOHNSON, Imani		2-9	0-1	2-2	0	2	2	0	6	0	1	0	0	13
	Team					2	6	8							
	Totals		24-65	9-23	12-17	5	31	36	18	69	16	14	1	8	225

	1st	2nd	3rd	4th	Game	Deadball Rebounds
FG %	7-17 41.2%	6-16 37.5%	6-11 54.5%	3-13 23.1%	24-65 36.9%	
3FG %	1-5 20.0%	3-8 37.5%	4-5 80.0%	1-3 33.3%	9-23 39.1%	
FT %	5-6 83.3%	3-5 60.0%	2-2 100.0%	2-4 50.0%	12-17 70.6%	4,1

Officials: Rod Creech, Bruce Morris, Maggie Tieman
Technical fouls: Tennessee-None. UAB-None.
Attendance: 250

Score by periods	1st	2nd	3rd	4th	OT	Total
Tennessee	13	16	17	19	8	**73**
UAB	20	18	18	9	4	**69**

Points	In Paint	Off T/O	2nd Chance	Fast Break	Bench
UT	34	18	9	2	14
UAB	22	22	5	0	6

Last FG - UT OT-02:54, UAB OT-00:06.
Largest lead - UT by 5 OT-00:11, UAB by 12 3rd-03:07.
UT led for 03:37. UAB led for 37:58. Game was tied for 03:25.

Score tied - 3 times.
Lead changed - 3 times.

Official Basketball Box Score -- Game Totals -- Final Statistics
Tennessee vs Oklahoma St.
12/02/18 3:00 pm at Stillwater, Okla. (Gallagher-Iba Arena)

Tennessee 76 • 6-0

##	Player		Total FG-FGA	3-Ptr FG-FGA	FT-FTA	Rebounds Off	Def	Tot	PF	TP	A	TO	Blk	Stl	Min
00	Davis,Rennia	f	6-13	0-2	1-1	2	3	5	5	13	1	5	1	0	29
15	Green,Cheridene	f	3-6	0-0	0-1	6	7	13	3	6	3	1	0	3	26
02	Westbrook,Evina	g	12-15	1-2	4-5	0	2	2	4	29	3	2	0	2	34
10	Jackson,Meme	g	3-8	1-6	0-0	3	2	5	2	7	2	1	1	4	38
14	Green,Zaay	g	7-15	1-4	2-4	1	4	5	4	17	2	4	1	1	29
04	Collins,Mimi		0-1	0-0	0-0	0	1	1	1	0	0	0	0	0	10
05	Harris,Kamera		0-0	0-0	0-0	1	0	1	2	0	0	0	0	0	4
12	Burrell,Rae		2-6	0-1	0-0	3	2	5	2	4	1	2	0	0	9
13	Massengill,Jazmine		0-4	0-3	0-0	1	3	4	0	0	1	1	0	2	21
	Team					2	2	4							
	Totals		33-68	3-18	7-11	19	26	45	23	76	13	17	3	12	200

	1st	2nd	3rd	4th	Game	Deadball Rebounds
FG %	12-20 60.0%	7-18 38.9%	9-16 56.3%	5-14 35.7%	33-68 48.5%	
3FG %	1-4 25.0%	0-5 0.0%	2-5 40.0%	0-4 0.0%	3-18 16.7%	
FT %	0-0 0.0%	1-2 50.0%	1-1 100.0%	5-8 62.5%	7-11 63.6%	3

Oklahoma St. 63 • 6-1

##	Player		Total FG-FGA	3-Ptr FG-FGA	FT-FTA	Rebounds Off	Def	Tot	PF	TP	A	TO	Blk	Stl	Min
01	De Lapp,Kassidy	f	0-1	0-0	0-2	3	3	6	1	0	0	1	0	0	20
12	Gray,Vivian	f	5-17	1-3	3-4	2	3	5	0	14	1	3	1	3	40
20	Jones,Latashia	f	1-4	0-3	1-2	3	3	6	2	3	2	4	0	0	34
14	Miller,Braxtin	g	8-17	2-4	11-16	2	3	5	3	29	5	2	0	1	40
23	Hobbs,Jaden	g	4-8	4-6	0-0	1	2	3	2	12	3	5	1	1	32
15	Gnanou,Mariam		1-1	0-0	1-2	0	1	1	4	3	1	1	0	2	20
21	Asberry,Ja'Mee		0-2	0-1	0-0	0	0	0	0	0	1	1	0	0	8
25	Winchester,Abbie		0-1	0-0	2-2	0	0	0	0	2	0	0	0	0	6
	Team					1	1	2							
	Totals		19-51	7-17	18-28	12	16	28	12	63	13	17	2	7	200

	1st	2nd	3rd	4th	Game	Deadball Rebounds
FG %	7-14 50.0%	7-13 53.8%	2-12 16.7%	3-12 25.0%	19-51 37.3%	
3FG %	3-6 50.0%	3-4 75.0%	0-3 0.0%	1-4 25.0%	7-17 41.2%	
FT %	5-7 71.4%	4-7 57.1%	2-6 33.3%	7-8 87.5%	18-28 64.3%	4,1

Officials: Julie Krommenhoek,Doug Knight,Tina Napier
Technical fouls: Tennessee-None. Oklahoma St.-None.
Attendance: 3493

Score by periods	1st	2nd	3rd	4th	Total
Tennessee	25	15	21	15	**76**
Oklahoma St.	22	21	6	14	**63**

Points	In Paint	Off T/O	2nd Chance	Fast Break	Bench
UT	48	22	13	14	4
OSU	18	15	7	18	5

Last FG - UT 4th-01:43, OSU 4th-05:20.
Largest lead - UT by 14 4th-09:38, OSU by 3 2nd-02:19.
UT led for 32:43. OSU led for 03:36. Game was tied for 03:41.

Score tied - 6 times.
Lead changed - 4 times.

Official Basketball Box Score -- Game Totals -- Final Statistics
Stetson vs Tennessee
12/05/18 7:02 p.m. at Knoxville, Tenn. (Thompson-Boling Arena)

Stetson 55 • 1-7

##	Player		Total FG-FGA	3-Ptr FG-FGA	FT-FTA	Rebounds Off	Def	Tot	PF	TP	A	TO	Blk	Stl	Min
01	Sagerer,Sarah	f	8-16	0-1	3-3	1	5	6	4	19	1	5	0	3	38
23	Vincent,Megan	f	0-3	0-0	0-0	2	2	4	5	0	2	1	0	0	24
02	Beach,Mckenna	g	2-8	0-2	1-1	1	4	5	4	5	4	5	0	2	37
11	Walters,Addi	g	7-12	3-5	0-0	0	3	3	3	17	0	2	0	1	35
14	Henry,Jon'Nita	g	4-14	1-8	0-0	2	3	5	2	9	1	3	0	1	30
03	Fizouaty,Bianca		0-2	0-2	0-0	0	0	0	3	0	1	0	1	0	12
21	Davis,Mackenzie		1-1	1-1	0-0	0	1	1	0	3	0	1	0	0	7
35	Lentz,Kendall		1-1	0-0	0-0	0	0	0	2	2	1	1	0	1	17
	Team					0	2	2							
	Totals		23-57	5-19	4-4	6	20	26	23	55	10	18	1	8	200

	1st	2nd	3rd	4th	Game	Deadball Rebounds
FG %	8-14 57.1%	7-15 46.7%	3-12 25.0%	5-16 31.3%	23-57 40.4%	
3FG %	3-5 60.0%	1-4 25.0%	0-5 0.0%	1-5 20.0%	5-19 26.3%	
FT %	4-4 100.0%	0-0 0.0%	0-0 0.0%	0-0 0.0%	4-4 100.0%	0

Tennessee 65 • 7-0

##	Player		Total FG-FGA	3-Ptr FG-FGA	FT-FTA	Rebounds Off	Def	Tot	PF	TP	A	TO	Blk	Stl	Min
00	Davis,Rennia	f	6-11	1-3	11-12	3	6	9	2	24	0	3	0	3	36
15	Green,Cheridene	f	2-2	0-0	0-2	1	4	5	3	4	0	1	0	0	21
02	Westbrook,Evina	g	5-15	1-3	9-9	1	2	3	0	20	4	3	1	2	37
10	Jackson,Meme	g	0-4	0-4	0-0	1	4	5	2	0	3	3	0	1	33
14	Green,Zaay	g	2-9	0-4	4-4	2	3	5	4	8	1	2	0	2	32
04	Collins,Mimi		3-5	0-0	1-3	3	4	7	2	7	0	2	0	1	19
05	Harris,Kamera		0-1	0-0	0-0	0	1	1	0	0	0	1	0	0	2
12	Burrell,Rae		0-0	0-0	0-0	0	0	0	0	0	0	0	0	0	4
13	Massengill,Jazmine		1-2	0-1	0-0	0	1	1	0	2	1	2	0	0	16
	Team					1	3	4							
	Totals		19-49	2-15	25-30	12	28	40	13	65	9	17	1	9	200

	1st	2nd	3rd	4th	Game	Deadball Rebounds
FG %	7-13 53.8%	2-9 22.2%	4-15 26.7%	6-12 50.0%	19-49 38.8%	
3FG %	1-6 16.7%	0-2 0.0%	1-5 20.0%	0-2 0.0%	2-15 13.3%	
FT %	0-2 0.0%	3-4 75.0%	13-13 100.0%	9-11 81.8%	25-30 83.3%	3

Officials: Beverly Roberts, Pualani Spurlock, Starr Jefferson
Technical fouls: Stetson-None. Tennessee-None.
Attendance: 6916

Score by periods	1st	2nd	3rd	4th	Total
Stetson	23	15	6	11	**55**
Tennessee	15	7	22	21	**65**

Points	In Paint	Off T/O	2nd Chance	Fast Break	Bench
STET	30	21	6	4	5
UT	28	17	15	6	9

Last FG - STET 4th-00:24, UT 4th-02:45.
Largest lead - STET by 20 3rd-07:29, UT by 10 4th-00:32.
STET led for 26:53. UT led for 10:36. Game was tied for 02:17.

Score tied - 2 times.
Lead changed - 1 time.

Official Basketball Box Score -- Game Totals -- Final Statistics
Tennessee vs Texas
12/09/18 12:02 P.M. at Austin, TX (Frank Erwin Center)

Tennessee 88 • 8-0

##	Player		Total FG-FGA	3-Ptr FG-FGA	FT-FTA	Rebounds Off	Def	Tot	PF	TP	A	TO	Blk	Stl	Min
00	Davis,Rennia	f	2-4	1-1	2-4	1	5	6	3	7	0	3	0	1	24
15	Green,Cheridene	f	3-7	0-0	4-4	4	2	6	4	10	0	3	2	0	22
02	Westbrook,Evina	g	8-15	3-4	4-5	0	3	3	4	23	6	3	0	0	40
10	Jackson,Meme	g	10-18	4-9	9-11	1	2	3	3	33	0	1	0	0	40
14	Green,Zaay	g	2-7	1-2	3-4	0	5	5	3	8	2	1	0	0	23
04	Collins,Mimi		1-5	1-2	2-4	1	4	5	2	5	0	1	0	0	16
05	Harris,Kamera		0-1	0-0	0-0	1	0	1	2	0	0	1	1	1	9
12	Burrell,Rae		1-3	0-0	0-0	1	3	4	1	2	0	2	0	0	18
13	Massengill,Jazmine		0-0	0-0	0-0	1	0	1	0	0	0	0	0	0	8
	Team					0	1	1							
	Totals		27-60	10-18	24-32	10	25	35	22	88	8	15	3	2	200

	1st	2nd	3rd	4th	Game	Deadball Rebounds
FG %	4-15 26.7%	10-18 55.6%	7-15 46.7%	6-12 50.0%	27-60 45.0%	
3FG %	2-7 28.6%	3-4 75.0%	2-2 100.0%	3-5 60.0%	10-18 55.6%	
FT %	4-4 100.0%	3-3 100.0%	6-10 60.0%	11-15 73.3%	24-32 75.0%	5

Texas 82 • 7-2

##	Player		Total FG-FGA	3-Ptr FG-FGA	FT-FTA	Rebounds Off	Def	Tot	PF	TP	A	TO	Blk	Stl	Min
12	Underwood, Jada	f	2-4	0-0	0-0	2	0	2	5	4	1	2	0	0	19
40	White, Jatarie	c	3-7	0-0	3-3	0	5	5	2	9	2	2	2	0	19
01	Sutton, Sug	g	5-11	0-1	1-2	3	3	6	2	11	5	3	0	0	37
03	Williams, Danni	g	4-12	3-8	3-4	1	7	8	3	14	0	2	0	2	38
31	Warren, Audrey	g	7-12	2-3	5-6	2	3	5	2	21	1	3	1	0	33
04	Littleton, Destiny		4-8	2-5	3-4	0	4	4	4	13	2	1	0	0	24
11	Allen-Taylor, Joanne		0-0	0-0	0-0	0	0	0	0	0	0	0	0	0	0+
14	Aborowa, Olamide		2-4	0-0	4-5	3	1	4	2	8	0	0	1	0	11
24	Holmes, Joyner		1-5	0-0	0-0	2	1	3	1	2	1	2	0	0	11
35	Collier, Charli		0-3	0-0	0-0	0	0	0	3	0	0	2	0	0	8
	Team					2	2	4							
	Totals		28-66	7-17	19-24	15	26	41	24	82	12	17	4	2	200

	1st	2nd	3rd	4th	Game	Deadball Rebounds
FG %	8-17 47.1%	3-17 17.6%	8-14 57.1%	9-18 50.0%	28-66 42.4%	
3FG %	3-4 75.0%	0-6 0.0%	2-3 66.7%	2-4 50.0%	7-17 41.2%	
FT %	4-4 100.0%	6-7 85.7%	4-5 80.0%	5-8 62.5%	19-24 79.2%	3

Officials: Mark Zentz, Lisa Jones, Gina Cross
Technical fouls: Tennessee-None. Texas-None.
Attendance: 4275

Score by periods	1st	2nd	3rd	4th	Total
Tennessee	14	26	22	26	**88**
Texas	23	12	22	25	**82**

Points	In Paint	Off T/O	2nd Chance	Fast Break	Bench
UT	26	17	9	4	7
UTEX	36	14	14	2	23

Last FG - UT 4th-00:38, UTEX 4th-00:24.
Largest lead - UT by 9 2nd-00:40, UTEX by 11 1st-01:08.
UT led for 24:32. UTEX led for 12:58. Game was tied for 02:30.

Score tied - 4 times.
Lead changed - 3 times.

2018-19 BOX SCORES

Official Basketball Box Score -- Game Totals -- Final Statistics
Stanford vs Tennessee
12/18/18 6:02 p.m. at Knoxville, Tenn. (Thompson-Boling Arena)

Stanford 95 • 8-1

##	Player		Total FG-FGA	3-Ptr FG-FGA	FT-FTA	Rebounds Off	Def	Tot	PF	TP	A	TO	Blk	Stl	Min
04	Fingall, Nadia	f	1-4	0-0	1-2	2	4	6	0	3	1	2	0	0	18
11	Smith, Alanna	f	5-6	3-4	3-4	1	2	3	5	16	3	2	1	0	21
24	Hull, Lacie	f	5-8	4-5	0-0	1	2	3	3	14	1	0	1	0	32
21	Carrington, DiJonai	g	11-15	4-5	7-9	0	13	13	1	33	2	5	0	1	38
23	Williams, Kiana	g	5-13	3-7	3-4	0	5	5	3	16	7	6	0	2	38
02	Coffee, Shannon		0-2	0-2	0-0	0	2	2	0	0	1	1	0	0	8
10	Jerome, Alyssa		0-1	0-0	0-0	1	1	2	0	0	0	2	0	0	4
15	Dodson, Maya		5-7	0-0	0-0	4	5	9	3	10	2	1	1	0	32
54	Brown, Jenna		1-4	0-1	1-2	0	1	1	0	3	2	0	0	0	9
	Team					0	1	1				1			
	Totals		33-60	14-24	15-21	9	36	45	15	95	19	20	3	3	200

1st - FG %:	8-16	50.0%	2nd: 9-16	56.3%	3rd: 8-14	57.1%	4th: 8-14	57.1%	Game: 33-60	55.0%	Deadball
3FG %:	4-6	66.7%	5-9	55.6%	2-4	50.0%	3-5	60.0%	14-24	58.3%	Rebounds
FT %:	2-2	100.0%	2-3	66.7%	2-4	50.0%	9-12	75.0%	15-21	71.4%	5,1

Tennessee 85 • 8-1

##	Player		Total FG-FGA	3-Ptr FG-FGA	FT-FTA	Rebounds Off	Def	Tot	PF	TP	A	TO	Blk	Stl	Min
00	Davis,Rennia	f	5-15	2-5	2-2	1	9	10	2	14	1	1	0	2	35
15	Green,Cheridene	f	3-6	0-0	0-0	2	1	3	3	6	0	0	0	0	20
02	Westbrook,Evina	g	10-21	2-5	7-9	1	3	4	3	29	10	4	0	2	40
10	Jackson,Meme	g	4-14	3-13	6-10	2	2	4	3	17	1	1	0	1	35
14	Green,Zaay	g	6-16	2-5	0-0	1	1	2	5	14	1	0	0	1	30
04	Collins,Mimi		2-3	0-0	1-2	2	0	2	4	5	0	0	0	0	15
05	Harris,Kamera		0-0	0-0	0-0	0	1	1	1	0	0	2	0	0	2
11	Kushkituah,Kasiyahna		0-0	0-0	0-0	0	0	0	0	0	0	0	0	0	8
12	Burrell,Rae		0-0	0-0	0-0	0	0	0	0	0	0	0	0	1	3
13	Massengill,Jazmine		0-0	0-0	0-0	3	2	5	0	0	1	0	0	1	12
	Team					0	0	0							
	Totals		30-75	9-28	16-23	12	19	31	21	85	14	8	0	8	200

1st - FG %:	6-18	33.3%	2nd: 7-19	36.8%	3rd: 10-20	50.0%	4th: 7-18	38.9%	Game: 30-75	40.0%	Deadball
3FG %:	1-4	25.0%	3-8	37.5%	2-5	40.0%	3-11	27.3%	9-28	32.1%	Rebounds
FT %:	4-6	66.7%	3-3	100.0%	3-5	60.0%	6-9	66.7%	16-23	69.6%	3

Officials: Mark Zentz, Felicia Grinter, Cameron Inouye
Technical fouls: Stanford-None. Tennessee-None.
Attendance: 8051

Score by periods	1st	2nd	3rd	4th	Total
Stanford	22	25	20	28	**95**
Tennessee	17	20	25	23	**85**

Points	In Paint	Off T/O	2nd Chance	Fast Break	Bench
STAN	38	9	4	11	13
UT	42	17	11	11	5

Last FG - STAN 4th-01:40, UT 4th-01:27.
Largest lead - STAN by 15 2nd-01:44, UT by 2 3rd-04:22.
STAN led for 37:18. UT led for 00:38. Game was tied for 01:39.

Score tied - 2 times.
Lead changed - 2 times.

Official Basketball Box Score -- Game Totals -- Final Statistics
ETSU vs Tennessee
12/21/18 7:03 p.m. at Knoxville, Tenn. (Thompson-Boling Arena)

ETSU 61 • 2-13

##	Player		Total FG-FGA	3-Ptr FG-FGA	FT-FTA	Rebounds Off	Def	Tot	PF	TP	A	TO	Blk	Stl	Min
30	Tipps,Sadasia	f	2-2	0-0	1-4	2	1	3	2	5	0	1	2	0	19
33	Spears,Lexus	f	4-6	0-0	0-1	0	2	2	2	8	1	1	0	0	16
04	Lytton,Carley	g	4-11	3-9	0-0	0	2	2	1	11	1	4	0	0	23
14	Upton,Kaia	g	0-4	0-1	1-2	0	2	2	1	1	2	2	0	4	34
20	Haynes-Overton,Erica	g	3-10	1-1	4-4	0	0	0	3	11	3	0	0	3	20
02	Scheetz,Micah		4-14	1-5	6-9	1	3	4	1	15	2	2	0	0	27
05	Dean,Raven		2-10	0-2	2-6	1	2	3	3	6	3	3	0	3	22
11	Murphy,Taisha		1-2	0-1	0-0	1	0	1	0	2	0	0	0	0	4
13	Jackson,Shynia		0-2	0-1	0-0	1	1	2	1	0	0	0	0	0	6
21	Adams,Amaya		0-1	0-0	0-0	1	0	1	0	0	0	1	0	0	3
23	Snowden,Britney		1-5	0-0	0-1	5	2	7	3	2	0	1	0	0	20
44	Stafford,E'Lease		0-0	0-0	0-0	0	0	0	0	0	1	0	0	0	6
	Team					5	1	6							
	Totals		21-67	5-20	14-27	17	16	33	17	61	13	15	2	10	200

1st - FG %:	5-17	29.4%	2nd: 5-16	31.3%	3rd: 6-20	30.0%	4th: 5-14	35.7%	Game: 21-67	31.3%	Deadball
3FG %:	1-5	20.0%	1-5	20.0%	1-4	25.0%	2-6	33.3%	5-20	25.0%	Rebounds
FT %:	3-6	50.0%	3-6	50.0%	3-4	75.0%	5-11	45.5%	14-27	51.9%	9

Tennessee 80 • 9-1

##	Player		Total FG-FGA	3-Ptr FG-FGA	FT-FTA	Rebounds Off	Def	Tot	PF	TP	A	TO	Blk	Stl	Min
00	Davis,Rennia	f	3-8	1-2	4-4	2	5	7	3	11	0	2	0	0	27
15	Green,Cheridene	f	5-6	0-0	2-2	2	1	3	2	12	0	1	0	0	15
02	Westbrook,Evina	g	0-5	0-2	2-2	0	2	2	3	2	9	3	0	1	20
10	Jackson,Meme	g	8-14	7-12	0-0	0	3	3	2	23	4	4	0	1	28
14	Green,Zaay	g	4-8	1-3	0-0	1	3	4	3	9	2	2	1	1	24
04	Collins,Mimi		3-4	0-0	5-6	3	3	6	1	11	2	4	0	0	20
05	Harris,Kamera		0-0	0-0	1-2	0	0	0	2	1	0	0	0	1	9
11	Kushkituah,Kasiyahna		0-0	0-0	2-4	0	1	1	4	2	0	0	3	0	6
12	Burrell,Rae		2-9	0-3	1-2	2	4	6	1	5	0	2	1	0	21
13	Massengill,Jazmine		2-6	0-1	0-0	2	7	9	2	4	3	2	5	2	30
	Team					5	4	9				1			
	Totals		27-60	9-23	17-22	17	33	50	23	80	20	21	10	6	200

1st - FG %:	7-18	38.9%	2nd: 6-15	40.0%	3rd: 9-16	56.3%	4th: 5-11	45.5%	Game: 27-60	45.0%	Deadball
3FG %:	2-6	33.3%	1-7	14.3%	4-6	66.7%	2-4	50.0%	9-23	39.1%	Rebounds
FT %:	6-6	100.0%	3-4	75.0%	2-2	100.0%	6-10	60.0%	17-22	77.3%	5

Officials: Michael McConnell, Angel Stanton, Katie Lukanich
Technical fouls: ETSU-None. Tennessee-None.
Attendance: 8025

Score by periods	1st	2nd	3rd	4th	Total
ETSU	14	14	16	17	**61**
Tennessee	22	16	24	18	**80**

Points	In Paint	Off T/O	2nd Chance	Fast Break	Bench
ETSU	26	12	6	0	25
UT	28	15	11	13	23

Last FG - ETSU 4th-00:21, UT 4th-04:59.
Largest lead - ETSU None, UT by 23 4th-04:59.
ETSU led for 00:00. UT led for 39:25. Game was tied for 00:14.

Score tied - 0 times.
Lead changed - 0 times.

Official Basketball Box Score -- Game Totals -- Final Statistics
Murray St. vs Tennessee
12/28/18 7:02 p.m. at Knoxville, Tenn. (Thompson-Boling Arena)

Murray St. 77 • 4-7

##	Player		Total FG-FGA	3-Ptr FG-FGA	FT-FTA	Rebounds Off	Def	Tot	PF	TP	A	TO	Blk	Stl	Min
14	Adebayo, Evelyn	f	10-19	1-3	7-7	1	4	5	2	28	1	2	0	3	37
31	Crane, Brianna	f	4-4	0-0	4-4	3	5	8	0	12	1	3	0	0	22
00	Griffith-Wallace, J.	g	5-14	3-9	1-2	0	0	0	1	14	1	4	0	0	35
04	Mayes, Lex	g	3-11	1-8	4-5	0	0	0	3	11	3	5	0	1	33
05	Turley, Macey	g	2-7	0-4	4-5	1	4	5	3	8	4	5	0	1	31
01	Blackburn, Raegan		0-0	0-0	0-0	0	0	0	0	0	0	0	0	0	2
02	Hill, Sadie		0-0	0-0	0-0	0	0	0	0	0	0	0	1	0	2
11	Barrett, Paige		0-0	0-0	0-0	0	0	0	1	0	0	0	0	0	2
20	Mack, Cekeya		1-3	0-0	0-0	0	2	2	3	2	0	0	0	1	15
32	Burpo, Alexis		1-4	0-2	0-0	1	1	2	0	2	2	2	0	1	17
33	Manley, Michaela		0-0	0-0	0-0	0	0	0	0	0	0	0	0	0	4
	Team					0	2	2							
	Totals		26-62	5-26	20-23	6	18	24	13	77	12	21	1	7	200

1st - FG %:	5-15	33.3%	2nd: 5-14	35.7%	3rd: 8-15	53.3%	4th: 8-18	44.4%	Game: 26-62	41.9%	Deadball
3FG %:	0-4	0.0%	2-7	28.6%	0-5	0.0%	3-10	30.0%	5-26	19.2%	Rebounds
FT %:	4-5	80.0%	3-3	100.0%	8-10	80.0%	5-5	100.0%	20-23	87.0%	2

Tennessee 98 • 10-1

##	Player		Total FG-FGA	3-Ptr FG-FGA	FT-FTA	Rebounds Off	Def	Tot	PF	TP	A	TO	Blk	Stl	Min
00	Davis,Rennia	f	9-16	1-2	1-1	7	6	13	1	20	0	1	1	0	27
15	Green,Cheridene	f	4-5	0-0	2-2	5	3	8	3	10	1	5	0	3	19
02	Westbrook,Evina	g	4-12	1-5	1-4	1	2	3	2	10	1	5	0	2	24
10	Jackson,Meme	g	4-11	1-6	2-3	1	2	3	1	11	5	4	0	4	25
14	Green,Zaay	g	4-11	1-5	0-0	0	3	3	1	9	2	2	0	1	20
04	Collins,Mimi		5-9	0-1	1-2	3	2	5	0	11	0	2	1	3	16
05	Harris,Kamera		0-2	0-0	1-2	2	2	4	1	1	1	0	0	0	13
11	Kushkituah,Kasiyahna		2-2	0-0	1-2	1	2	3	3	5	1	0	1	0	18
12	Burrell,Rae		5-7	1-1	0-0	2	4	6	4	11	2	2	0	1	17
13	Massengill,Jazmine		4-6	2-2	0-0	0	4	4	0	10	8	2	1	2	21
	Team					3	1	4							
	Totals		41-81	7-22	9-16	25	31	56	16	98	21	23	4	16	200

1st - FG %:	9-24	37.5%	2nd: 11-21	52.4%	3rd: 14-19	73.7%	4th: 7-17	41.2%	Game: 41-81	50.6%	Deadball
3FG %:	1-7	14.3%	3-6	50.0%	3-4	75.0%	0-5	0.0%	7-22	31.8%	Rebounds
FT %:	1-3	33.3%	1-4	25.0%	4-4	100.0%	3-5	60.0%	9-16	56.3%	4

Officials: Joe Vaszily, Pualani Spurlock, Tiara Cruse
Technical fouls: Murray St.-None. Tennessee-None.
Attendance: 8518

Score by periods	1st	2nd	3rd	4th	Total
Murray St.	14	15	24	24	**77**
Tennessee	20	26	35	17	**98**

Points	In Paint	Off T/O	2nd Chance	Fast Break	Bench
MUR	32	19	7	12	4
UT	58	24	22	18	38

Last FG - MUR 4th-01:24, UT 4th-00:59.
Largest lead - MUR by 2 1st-09:38, UT by 31 3rd-01:01.
MUR led for 03:12. UT led for 35:29. Game was tied for 01:19.

Score tied - 3 times.
Lead changed - 3 times.

Official Basketball Box Score -- Game Totals -- Final Statistics
Belmont vs Tennessee
12/30/18 2:02 p.m. at Knoxville, Tenn. (Thompson-Boling Arena)

Belmont 76 • 7-4

##	Player		Total FG-FGA	3-Ptr FG-FGA	FT-FTA	Rebounds Off	Def	Tot	PF	TP	A	TO	Blk	Stl	Min
30	Harmeyer,Ellie	f	7-14	0-1	6-6	5	5	10	3	20	0	0	0	1	37
55	Wright,Maddie	f	5-9	0-1	0-0	2	4	6	1	10	3	1	1	0	29
24	Roy,Jenny	g	4-10	0-0	0-1	3	6	9	4	8	6	3	0	2	36
31	Muensterman,Maura	g	5-9	2-6	0-0	0	3	3	1	12	4	1	0	1	25
33	Maggard,Darby	g	6-19	2-11	0-0	0	1	1	3	14	6	2	0	2	38
14	Kinney,Jamilyn		1-1	0-0	0-0	0	1	1	0	2	0	1	0	0	2
20	Chinn,Conley		0-2	0-0	0-0	0	0	0	2	0	0	0	0	0	2
22	Cook,Maddie		2-3	0-0	0-0	0	0	0	0	4	0	0	0	0	6
4	Culbertson,Macie		3-6	0-1	0-0	1	6	7	1	6	1	3	0	0	25
	Team					0	2	2							
	Totals		33-73	4-20	6-7	11	28	39	15	76	20	11	1	6	200

1st - FG %:	9-15	60.0%	2nd: 7-18	38.9%	3rd: 9-18	50.0%	4th: 8-22	36.4%	Game: 33-73	45.2%	Deadball
3FG %:	2-3	66.7%	1-4	25.0%	1-6	16.7%	0-7	0.0%	4-20	20.0%	Rebounds
FT %:	0-1	0.0%	0-0	0.0%	4-4	100.0%	2-2	100.0%	6-7	85.7%	0

Tennessee 84 • 11-1

##	Player		Total FG-FGA	3-Ptr FG-FGA	FT-FTA	Rebounds Off	Def	Tot	PF	TP	A	TO	Blk	Stl	Min
00	Davis,Rennia	f	7-16	3-6	2-2	2	4	6	3	19	0	1	0	1	31
15	Green,Cheridene	f	2-4	0-0	0-0	0	1	1	2	4	2	1	1	0	19
02	Westbrook,Evina	g	6-12	0-1	8-11	0	6	6	3	20	7	5	0	1	26
10	Jackson,Meme	g	3-8	2-5	2-2	0	3	3	0	10	1	2	0	0	33
14	Green,Zaay	g	3-13	2-6	2-2	2	4	6	4	10	5	1	0	2	33
04	Collins,Mimi		2-2	0-0	0-0	1	0	1	1	4	0	0	0	0	9
11	Kushkituah,Kasiyahna		2-4	0-0	0-0	1	0	1	2	4	0	0	0	0	8
12	Burrell,Rae		2-4	1-1	1-2	1	3	4	0	6	1	0	0	0	17
13	Massengill,Jazmine		3-5	1-2	0-0	1	4	5	1	7	3	0	0	0	24
	Team					3	5	8							
	Totals		30-68	9-21	15-19	11	30	41	16	84	19	10	1	4	200

1st - FG %:	9-18	50.0%	2nd: 10-18	55.6%	3rd: 3-19	15.8%	4th: 8-13	61.5%	Game: 30-68	44.1%	Deadball
3FG %:	6-8	75.0%	3-5	60.0%	0-7	0.0%	0-1	0.0%	9-21	42.9%	Rebounds
FT %:	2-2	100.0%	2-3	66.7%	2-2	100.0%	9-12	75.0%	15-19	78.9%	3

Officials: Michael McConnell, Maj Forsberg, D'Lynn Schertz
Technical fouls: Belmont-None. Tennessee-None.
Attendance: 8546

Score by periods	1st	2nd	3rd	4th	Total
Belmont	20	15	23	18	**76**
Tennessee	26	25	8	25	**84**

Points	In Paint	Off T/O	2nd Chance	Fast Break	Bench
BEL	50	11	11	13	12
UT	34	8	6	8	21

Last FG - BEL 4th-00:04, UT 4th-02:32.
Largest lead - BEL by 5 1st-08:28, UT by 18 2nd-03:30.
BEL led for 03:38. UT led for 35:34. Game was tied for 00:48.

Score tied - 0 times.
Lead changed - 5 times.

2018-19 BOX SCORES

Official Basketball Box Score -- Game Totals -- Final Statistics
Tennessee vs Auburn
01/03/19 6:00 p.m. at Auburn Arena -- Auburn, Ala.

Tennessee 78 • 12-1, 1-0 SEC

##	Player		Total FG-FGA	3-Ptr FG-FGA	FT-FTA	Rebounds Off	Def	Tot	PF	TP	A	TO	Blk	Stl	Min
10	Jackson,Meme	f	8-13	5-8	6-6	1	2	3	2	27	1	5	0	0	39
15	Green,Cheridene	f	4-7	0-0	0-0	1	3	4	4	8	1	2	0	3	25
00	Davis,Rennia	g	8-11	1-1	6-7	3	11	14	2	23	3	6	1	2	37
02	Westbrook,Evina	g	2-7	1-3	2-3	0	2	2	1	7	6	2	0	1	33
14	Green,Zaay	g	4-7	0-2	2-2	3	5	8	3	10	7	3	2	1	26
04	Collins,Mimi		0-0	0-0	0-0	0	0	0	2	0	0	0	0	0	3
11	Kushkituah,Kasiyahna		0-0	0-0	0-3	1	2	3	2	0	0	2	1	1	15
12	Burrell,Rae		0-0	0-0	0-0	0	0	0	0	0	0	1	0	0	2
13	Massengill,Jazmine		1-5	0-1	1-2	1	1	2	2	3	0	2	0	1	20
	Team					1	6	7							
	Totals		27-50	7-15	17-23	11	32	43	18	78	18	23	4	9	200

	1st	2nd	3rd	4th	Game	Deadball Rebounds
FG %:	7-14 50.0%	5-11 45.5%	9-14 64.3%	6-11 54.5%	27-50 54.0%	
3FG %:	1-5 20.0%	3-4 75.0%	3-5 60.0%	0-1 0.0%	7-15 46.7%	
FT %:	2-4 50.0%	5-5 100.0%	2-2 100.0%	8-12 66.7%	17-23 73.9%	4,1

Auburn 69 • 12-2, 0-1 SEC

##	Player		Total FG-FGA	3-Ptr FG-FGA	FT-FTA	Rebounds Off	Def	Tot	PF	TP	A	TO	Blk	Stl	Min
20	Thompson,Unique	f	8-15	0-0	3-4	7	5	12	2	19	2	1	1	2	36
24	Howard,Erin	f	4-8	3-7	0-0	3	1	4	3	11	0	0	0	1	33
00	Alexander,Daisa	g	4-17	2-8	3-4	0	2	2	4	13	3	3	0	3	33
23	Primm,Crystal	g	6-10	0-0	4-6	3	2	5	4	16	2	2	0	1	31
33	McKay,Janiah	g	2-11	1-3	5-6	1	0	1	2	10	2	3	0	2	30
01	Benton,Robyn		0-3	0-1	0-0	0	0	0	0	0	0	1	0	0	8
02	Moore,Brooke		0-4	0-3	0-0	0	1	1	0	0	0	0	0	0	11
03	Sanders,Erica		0-1	0-0	0-0	1	1	2	3	0	1	0	0	0	14
04	Jackson,Abigayle		0-1	0-0	0-0	0	1	1	0	0	0	1	1	0	4
	Team					1	0	1							
	Totals		24-70	6-22	15-20	16	13	29	18	69	10	11	2	9	200

	1st	2nd	3rd	4th	Game	Deadball Rebounds
FG %:	7-17 41.2%	5-19 26.3%	4-14 28.6%	8-20 40.0%	24-70 34.3%	
3FG %:	1-3 33.3%	1-5 20.0%	2-7 28.6%	2-7 28.6%	6-22 27.3%	
FT %:	3-4 75.0%	6-8 75.0%	5-6 83.3%	1-2 50.0%	15-20 75.0%	2,1

Officials: Scott Yarbrough, Angelica Suffren, Julie Krommenhoek
Technical fouls: Tennessee-None. Auburn-None.
Attendance: 2204

Score by periods	1st	2nd	3rd	4th	Total
Tennessee	17	18	23	20	**78**
Auburn	18	17	15	19	**69**

Points	In Paint	Off T/O	2nd Chance	Fast Break	Bench
UT	32	13	14	12	3
AU	34	20	19	2	0

Last FG - UT 4th-02:33, AU 4th-01:01.
Largest lead - UT by 9 4th-00:09, AU by 3 1st-09:14.
UT led for 27:36. AU led for 06:23. Game was tied for 06:01.

Score tied - 8 times.
Lead changed - 9 times.

Official Basketball Box Score -- Game Totals -- Final Statistics
Missouri vs Tennessee
01/06/19 2:02 p.m. at Knoxville, Tenn. (Thompson-Boling Arena)

Missouri 66 • 13-3 (2-0 SEC)

##	Player		Total FG-FGA	3-Ptr FG-FGA	FT-FTA	Rebounds Off	Def	Tot	PF	TP	A	TO	Blk	Stl	Min
13	Schuchts, Hannah	f	0-4	0-2	0-0	1	2	3	0	0	0	2	0	0	13
03	Cunningham, Sophie	g	6-12	3-5	5-6	0	6	6	3	20	6	6	1	1	34
05	Aldridge, Lauren	g	4-6	3-3	1-2	0	5	5	3	12	3	2	1	0	33
22	Roundtree, Jordan	g	0-1	0-1	2-2	0	1	1	0	2	2	0	0	0	13
23	Smith, Amber	g	3-8	0-3	1-2	1	7	8	4	7	1	5	0	2	25
02	Levy, Akira		1-3	0-1	0-0	1	0	1	3	2	1	1	0	2	12
11	Troup, Haley		5-7	4-6	2-2	0	1	1	0	16	1	0	0	0	29
21	Porter, Cierra		1-4	0-0	1-2	1	4	5	3	3	0	1	1	1	13
24	Chavis, Jordan		0-0	0-0	0-0	0	0	0	0	0	0	0	0	0	5
34	Tahane, Emmanuelle		1-2	0-0	0-0	0	0	0	1	2	0	0	0	0	14
43	Berg, Grace		1-2	0-1	0-0	0	0	0	0	2	0	1	0	1	9
	Team					2	2	4				1			
	Totals		22-49	10-22	12-16	6	28	34	17	66	14	19	3	8	200

	1st	2nd	3rd	4th	Game	Deadball Rebounds
FG %:	4-13 30.8%	5-13 38.5%	8-11 72.7%	5-12 41.7%	22-49 44.9%	
3FG %:	2-9 22.2%	2-4 50.0%	4-6 66.7%	2-3 66.7%	10-22 45.5%	
FT %:	0-0 0.0%	2-4 50.0%	4-4 100.0%	6-8 75.0%	12-16 75.0%	2

Tennessee 64 • 12-2 (1-1 SEC)

##	Player		Total FG-FGA	3-Ptr FG-FGA	FT-FTA	Rebounds Off	Def	Tot	PF	TP	A	TO	Blk	Stl	Min
00	Davis,Rennia	f	6-12	2-3	2-2	2	7	9	3	16	0	2	0	3	39
15	Green,Cheridene	f	4-6	0-0	5-8	7	7	14	4	13	2	3	0	1	30
02	Westbrook,Evina	g	5-19	0-1	6-10	2	1	3	4	16	3	1	0	4	31
10	Jackson,Meme	g	0-9	0-3	2-2	0	1	1	3	2	1	1	0	2	31
14	Green,Zaay	g	4-9	2-5	1-1	1	3	4	3	11	1	3	0	0	35
04	Collins,Mimi		0-0	0-0	0-0	0	0	0	2	0	0	1	0	0	5
11	Kushkituah,Kasiyahna		0-0	0-0	0-0	0	2	2	0	0	0	2	0	0	3
12	Burrell,Rae		0-0	0-0	0-0	0	0	0	0	0	0	0	0	0	5
13	Massengill,Jazmine		3-8	0-1	0-1	2	2	4	0	6	0	1	1	0	21
	Team					4	0	4							
	Totals		22-63	4-13	16-24	18	23	41	19	64	7	14	1	10	200

	1st	2nd	3rd	4th	Game	Deadball Rebounds
FG %:	5-13 38.5%	5-15 33.3%	5-14 35.7%	7-21 33.3%	22-63 34.9%	
3FG %:	1-3 33.3%	1-5 20.0%	1-2 50.0%	1-3 33.3%	4-13 30.8%	
FT %:	0-0 0.0%	3-6 50.0%	10-12 83.3%	3-6 50.0%	16-24 66.7%	3

Officials: Tina Napier, Mark Zentz, Pualani Spurlock
Technical fouls: Missouri-None. Tennessee-None.
Attendance: 9113

Score by periods	1st	2nd	3rd	4th	Total
Missouri	10	14	24	18	**66**
Tennessee	11	14	21	18	**64**

Points	In Paint	Off T/O	2nd Chance	Fast Break	Bench
MU-W	24	13	3	2	25
UT	30	10	15	4	6

Last FG - MU-W 4th-02:02, UT 4th-01:28.
Largest lead - MU-W by 5 4th-09:07, UT by 5 3rd-06:29.

Score tied - 6 times.
Lead changed - 13 times.

Official Basketball Box Score -- Game Totals -- Final Statistics
Kentucky vs Tennessee
01/10/19 7:02 p.m. at Knoxville, Tenn. (Thompson-Boling Arena)

Kentucky 73 • 15-2, 2-1 SEC

##	Player		Total FG-FGA	3-Ptr FG-FGA	FT-FTA	Rebounds Off	Def	Tot	PF	TP	A	TO	Blk	Stl	Min
03	McKinney, KeKe	f	0-4	0-3	0-0	4	1	5	1	0	2	2	0	1	27
14	Wyatt, Tatyana	f	1-2	0-1	0-0	0	2	2	4	2	0	1	1	0	19
04	Morris, Maci	g	10-16	4-6	3-6	2	1	3	5	27	0	3	1	3	31
10	Howard, Rhyne	g	3-8	0-1	0-0	4	1	5	5	6	1	3	0	1	14
24	Murray, Taylor	g	4-8	0-1	1-1	0	2	2	1	9	1	0	0	0	16
05	Green, Blair		1-1	0-0	0-0	0	1	1	0	2	1	1	0	1	12
12	Paschal, Amanda		1-8	0-1	2-3	0	3	3	2	4	2	2	0	2	30
21	Anyagaligbo, Ogechi		6-7	0-0	1-3	0	3	3	4	13	0	0	0	1	24
32	Roper, Jaida		3-8	1-3	3-4	1	0	1	3	10	3	4	0	1	27
	Team					3	4	7							
	Totals		29-62	5-16	10-17	14	18	32	25	73	10	16	2	10	200

	1st	2nd	3rd	4th	Game	Deadball Rebounds
FG %:	11-20 55.0%	5-15 33.3%	9-16 56.3%	4-11 36.4%	29-62 46.8%	
3FG %:	3-7 42.9%	0-3 0.0%	1-4 25.0%	1-2 50.0%	5-16 31.3%	
FT %:	2-2 100.0%	1-4 25.0%	1-1 100.0%	6-10 60.0%	10-17 58.8%	4

Tennessee 71 • 12-3, 1-2 SEC

##	Player		Total FG-FGA	3-Ptr FG-FGA	FT-FTA	Rebounds Off	Def	Tot	PF	TP	A	TO	Blk	Stl	Min
00	Davis,Rennia	f	5-12	2-5	0-1	6	3	9	2	12	2	4	0	2	32
15	Green,Cheridene	f	3-10	0-0	2-6	8	7	15	3	8	4	2	1	0	28
02	Westbrook,Evina	g	7-15	1-1	5-5	2	4	6	4	20	3	8	1	2	37
10	Jackson,Meme	g	1-7	1-4	5-6	1	0	1	5	8	6	3	0	3	31
14	Green,Zaay	g	4-10	0-4	1-3	2	2	4	4	9	1	1	0	0	32
04	Collins,Mimi		4-7	0-0	3-4	4	0	4	1	11	0	0	1	0	14
11	Kushkituah,Kasiyahna		0-0	0-0	1-2	0	2	2	2	1	0	0	0	0	4
12	Burrell,Rae		1-3	0-1	0-2	1	3	4	0	2	1	0	1	0	13
13	Massengill,Jazmine		0-2	0-0	0-0	0	0	0	0	1	0	1	0	0	9
	Team					4	1	5							
	Totals		25-66	4-15	17-29	28	22	50	21	71	17	19	4	7	200

	1st	2nd	3rd	4th	Game	Deadball Rebounds
FG %:	5-18 27.8%	5-19 26.3%	7-13 53.8%	8-16 50.0%	25-66 37.9%	
3FG %:	0-4 0.0%	0-3 0.0%	2-3 66.7%	2-5 40.0%	4-15 26.7%	
FT %:	6-8 75.0%	2-7 28.6%	2-5 40.0%	7-9 77.8%	17-29 58.6%	7

Officials: Beverly Roberts, Cameron Inouye, Eric Koch
Technical fouls: Kentucky-None. Tennessee-None.
Attendance: 8145

Score by periods	1st	2nd	3rd	4th	Total
Kentucky	27	11	20	15	**73**
Tennessee	16	12	18	25	**71**

Points	In Paint	Off T/O	2nd Chance	Fast Break	Bench
UK	20	22	13	6	29
UT	36	15	20	6	14

Last FG - UK 4th-00:55, UT 4th-00:02.
Largest lead - UK by 17 1st-04:27, UT None.
UK led for 39:29. UT led for 00:00. Game was tied for 00:24.

Score tied - 0 times.
Lead changed - 0 times.

Official Basketball Box Score -- Game Totals -- Final Statistics
Tennessee vs Georgia
1/13/19 3 p.m. ET at Stegeman Coliseum - Athens, Ga.

Tennessee 62 • 12-4, 1-3

##	Player		Total FG-FGA	3-Ptr FG-FGA	FT-FTA	Rebounds Off	Def	Tot	PF	TP	A	TO	Blk	Stl	Min
00	Davis,Rennia	f	2-12	0-3	2-2	3	9	12	3	6	1	1	0	1	35
15	Green,Cheridene	f	2-7	0-0	2-2	5	5	10	5	6	0	3	0	1	18
02	Westbrook,Evina	g	9-16	0-1	5-8	2	2	4	2	23	6	3	0	1	38
10	Jackson,Meme	g	2-6	2-4	0-0	1	3	4	2	6	1	2	0	1	30
14	Green,Zaay	g	3-7	1-1	0-0	0	1	1	1	7	0	2	1	0	19
04	Collins,Mimi		0-4	0-0	1-2	1	1	2	3	1	1	2	1	0	15
11	Kushkituah,Kasiyahna		2-5	0-0	1-4	1	3	4	3	5	0	1	2	0	17
12	Burrell,Rae		1-5	0-0	2-2	3	2	5	0	4	0	1	0	0	15
13	Massengill,Jazmine		2-2	0-0	0-2	1	1	2	1	4	1	0	0	0	13
	Team					4	6	10				2			
	Totals		23-64	3-9	13-22	21	33	54	20	62	10	17	4	4	200

	1st	2nd	3rd	4th	Game	Deadball Rebounds
FG %:	10-16 62.5%	5-15 33.3%	2-16 12.5%	6-17 35.3%	23-64 35.9%	
3FG %:	2-3 66.7%	0-1 0.0%	1-4 25.0%	0-1 0.0%	3-9 33.3%	
FT %:	0-0 0.0%	4-4 100.0%	6-8 75.0%	3-10 30.0%	13-22 59.1%	5

Georgia 66 • 12-5, 3-1

##	Player		Total FG-FGA	3-Ptr FG-FGA	FT-FTA	Rebounds Off	Def	Tot	PF	TP	A	TO	Blk	Stl	Min
03	PAUL, Stephanie	f	3-7	0-1	1-4	0	4	4	1	7	2	1	1	0	21
04	ROBINSON, Caliya	f	7-19	0-1	2-3	4	2	6	2	16	5	2	6	2	37
00	COLE, Taja	g	4-11	3-8	1-2	1	6	7	4	12	5	4	0	1	38
01	JOHNSON, Donnetta	g	2-8	1-4	0-0	2	1	3	3	5	0	2	0	2	20
02	CONNALLY, Gabby	g	5-14	1-8	2-2	0	2	2	3	13	2	2	0	0	28
10	HOSE, Caitlin		0-1	0-1	0-0	0	0	0	0	0	0	0	0	1	7
11	CALDWELL, Maya		0-0	0-0	0-0	0	0	0	1	0	0	2	0	0	2
12	HUBBARD, Kaila		0-4	0-0	1-2	2	0	2	3	1	0	0	0	0	15
14	STAITI, Jenna		4-9	0-1	4-5	3	4	7	2	12	0	0	1	1	20
23	MORRISON, Que		0-0	0-0	0-0	0	1	1	0	0	1	0	0	0	12
	Team					8	4	12							
	Totals		25-73	5-24	11-18	20	24	44	19	66	15	13	8	7	200

	1st	2nd	3rd	4th	Game	Deadball Rebounds
FG %:	4-16 25.0%	6-20 30.0%	10-19 52.6%	5-18 27.8%	25-73 34.2%	
3FG %:	1-4 25.0%	0-6 0.0%	4-8 50.0%	0-6 0.0%	5-24 20.8%	
FT %:	1-2 50.0%	2-5 40.0%	1-2 50.0%	7-9 77.8%	11-18 61.1%	2

Officials: Michael McConnell, Carla Fountain and Julie Krommenhoek
Technical fouls: Tennessee-None. Georgia-None.
Attendance: 5867

Score by periods	1st	2nd	3rd	4th	Total
Tennessee	22	14	11	15	**62**
Georgia	10	14	25	17	**66**

Points	In Paint	Off T/O	2nd Chance	Fast Break	Bench
UT	34	5	13	12	14
UGA	32	15	17	7	13

Last FG - UT 4th-01:04, UGA 4th-01:24.
Largest lead - UT by 17 2nd-02:20, UGA by 7 4th-05:25.
UT led for 24:31. UGA led for 13:43. Game was tied for 01:46.

Score tied - 5 times.
Lead changed - 10 times.

2018-19 BOX SCORES

Official Basketball Box Score -- Game Totals -- Final Statistics
Tennessee vs Alabama
1/17/19 8 p.m. CT at Tuscaloosa, Ala. (Coleman Coliseum)

Tennessee 65 • 12-5, 1-4 SEC

			Total	3-Ptr		Rebounds								
##	Player		FG-FGA	FG-FGA	FT-FTA	Off	Def	Tot	PF	TP	A	TO	Blk	Stl	Min
00	Davis,Rennia	f	0-5	0-2	0-0	1	4	5	1	0	1	3	0	2	19
10	Jackson,Meme	f	1-5	0-3	2-2	2	2	4	2	4	0	2	0	1	25
15	Green,Cheridene	f	2-3	0-0	0-1	1	0	1	2	4	0	0	0	0	11
02	Westbrook,Evina	g	8-20	3-8	0-0	2	3	5	4	19	5	2	0	1	36
14	Green,Zaay	g	6-18	1-6	1-2	3	8	11	3	14	2	2	1	0	34
04	Collins,Mimi		1-1	0-0	0-0	0	1	1	1	2	0	1	0	0	8
05	Harris,Kamera		0-0	0-0	0-0	0	0	0	0	0	0	0	0	0	3
11	Kushkituah,Kasiyahna		3-6	0-1	1-1	3	3	6	4	7	0	2	1	0	13
12	Burrell,Rae		5-17	0-2	2-2	3	4	7	1	12	0	1	1	0	32
13	Massengill,Jazmine		1-5	0-1	1-2	3	0	3	0	3	1	1	0	1	19
	Team					4	2	6							
	Totals		27-80	4-23	7-10	22	27	49	18	65	9	14	3	5	200

1st - FG %:	7-18	38.9%	2nd:	7-20	35.0%	3rd:	10-21	47.6%	4th:	3-21	14.3%	Game:	27-80	33.8%	Deadball
3FG %:	1-4	25.0%		1-6	16.7%		1-4	25.0%		1-9	11.1%		4-23	17.4%	Rebounds
FT %:	3-5	60.0%		1-1	100.0%		0-0	0.0%		3-4	75.0%		7-10	70.0%	1

Alabama 86 • 10-8, 2-3 SEC

			Total	3-Ptr		Rebounds								
##	Player		FG-FGA	FG-FGA	FT-FTA	Off	Def	Tot	PF	TP	A	TO	Blk	Stl	Min
22	Copeland, Ariyah	f	8-12	0-0	0-1	3	6	9	0	16	0	0	3	0	27
40	Walker, Jasmine	f	5-11	3-5	1-2	2	7	9	1	14	0	4	0	0	38
01	Abrams, Megan	g	4-7	0-1	0-0	0	3	3	1	8	3	1	0	1	23
04	Johnson, Cierra	g	7-17	2-5	1-1	1	6	7	2	17	2	1	0	0	36
23	Wade, Shaquera	g	6-10	1-1	2-5	1	5	6	3	15	4	3	0	2	36
05	Barber, Hannah		1-4	1-3	0-0	0	2	2	0	3	4	1	0	1	14
12	Cruce, Allie Craig		0-0	0-0	0-0	0	0	0	1	0	0	0	0	0	2
24	Benjamin, De'Sha		0-2	0-1	2-2	0	2	2	0	2	2	1	0	0	11
25	Knight, Ashley		3-5	0-0	5-6	2	0	2	1	11	1	1	2	0	13
	Team					2	2	4							
	Totals		34-68	7-16	11-17	11	33	44	9	86	16	12	5	4	200

1st - FG %:	9-17	52.9%	2nd:	6-16	37.5%	3rd:	10-18	55.6%	4th:	9-17	52.9%	Game:	34-68	50.0%	Deadball
3FG %:	3-6	50.0%		2-6	33.3%		0-1	0.0%		2-3	66.7%		7-16	43.8%	Rebounds
FT %:	1-2	50.0%		0-0	0.0%		4-4	100.0%		6-11	54.5%		11-17	64.7%	2

Officials: Denise Brooks, Douglas Knight, Scott Yarbrough
Technical fouls: Tennessee-None. Alabama-None.
Attendance: 2392

Score by periods	1st	2nd	3rd	4th	Total
Tennessee	18	16	21	10	**65**
Alabama	22	14	24	26	**86**

	In	Off	2nd	Fast	
Points	Paint	T/O	Chance	Break	Bench
UT	32	8	15	6	24
UA	40	15	14	6	16

Last FG - UT 4th-00:08, UA 4th-00:25.
Largest lead - UT by 1 1st-05:41, UA by 24 4th-00:25.
UT led for 01:14. UA led for 37:24. Game was tied for 01:22.

Score tied - 1 time.
Lead changed - 6 times.

Official Basketball Box Score -- Game Totals -- Final Statistics
Arkansas vs Tennessee
01/21/19 7:02 p.m. at Knoxville, Tenn. (Thompson-Boling Arena)

Arkansas 80 • 14-5, 3-2 SEC

			Total	3-Ptr		Rebounds								
##	Player		FG-FGA	FG-FGA	FT-FTA	Off	Def	Tot	PF	TP	A	TO	Blk	Stl	Min
10	Williams,Kiara	f	1-2	0-0	0-2	1	1	2	1	2	1	0	1	0	24
02	Tolefree,Alexis	g	5-17	4-12	2-2	1	2	3	2	16	1	1	0	1	19
03	Monk,Malica	g	9-25	3-7	2-2	1	2	3	2	23	3	1	0	2	36
14	Mason,Jailyn	g	3-8	1-3	0-0	1	5	6	3	7	5	4	0	2	39
33	Dungee,Chelsea	g	5-11	2-4	7-7	1	4	5	4	19	2	0	0	1	33
01	Northcross-Baker,Ra		1-2	1-2	0-0	0	0	0	0	3	0	0	0	0	6
22	Zimmerman,Bailey		1-4	1-3	3-4	3	2	5	2	6	0	2	1	4	25
24	Thomas,Taylah		2-4	0-0	0-0	3	4	7	1	4	0	0	0	0	16
52	Doumbia,Rokia		0-2	0-1	0-0	0	0	0	0	0	0	0	0	0	2
	Team					5	3	8							
	Totals		27-75	12-32	14-17	16	23	39	15	80	12	8	2	10	200

1st - FG %:	4-16	25.0%	2nd:	9-20	45.0%	3rd:	8-22	36.4%	4th:	6-17	35.3%	Game:	27-75	36.0%	Deadball
3FG %:	3-5	60.0%		2-7	28.6%		5-12	41.7%		2-8	25.0%		12-32	37.5%	Rebounds
FT %:	9-12	75.0%		0-0	0.0%		2-2	100.0%		3-3	100.0%		14-17	82.4%	3

Tennessee 79 • 12-6, 1-5 SEC

			Total	3-Ptr		Rebounds								
##	Player		FG-FGA	FG-FGA	FT-FTA	Off	Def	Tot	PF	TP	A	TO	Blk	Stl	Min
15	Green,Cheridene	f	6-9	0-0	3-3	5	7	12	3	15	1	3	2	0	28
11	Kushkituah,Kasiyahna	c	1-2	0-0	0-1	1	3	4	0	2	0	2	1	1	12
02	Westbrook,Evina	g	10-17	2-7	2-2	0	4	4	2	24	5	2	0	3	35
10	Jackson,Meme	g	0-4	0-2	5-6	0	1	1	2	5	0	3	0	1	21
14	Green,Zaay	g	8-14	1-3	0-0	4	2	6	3	17	3	0	0	0	27
00	Davis,Rennia		3-12	1-6	2-2	1	3	4	3	9	1	4	0	1	30
04	Collins,Mimi		0-1	0-0	2-2	2	1	3	1	2	0	0	0	0	4
05	Harris,Kamera		0-0	0-0	0-0	0	0	0	0	0	0	0	0	0	3
12	Burrell,Rae		1-3	1-1	0-0	0	5	5	3	3	1	2	0	0	22
13	Massengill,Jazmine		1-6	0-1	0-2	1	4	5	0	2	0	0	1	0	18
	Team					1	2	3							
	Totals		30-68	5-20	14-18	15	32	47	17	79	11	16	4	6	200

1st - FG %:	5-20	25.0%	2nd:	7-17	41.2%	3rd:	11-16	68.8%	4th:	7-15	46.7%	Game:	30-68	44.1%	Deadball
3FG %:	1-9	11.1%		0-1	0.0%		3-5	60.0%		1-5	20.0%		5-20	25.0%	Rebounds
FT %:	4-5	80.0%		2-3	66.7%		3-5	60.0%		5-5	100.0%		14-18	77.8%	4

Officials: Jesse Dickerson, Brian Hall, Amy Bonner
Technical fouls: Arkansas-None. Tennessee-None.
Attendance: 7259

Score by periods	1st	2nd	3rd	4th	Total
Arkansas	20	20	23	17	**80**
Tennessee	15	16	28	20	**79**

	In	Off	2nd	Fast	
Points	Paint	T/O	Chance	Break	Bench
AR	28	20	14	9	13
UT	44	7	15	6	16

Last FG - AR 4th-00:04, UT 4th-01:00.
Largest lead - AR by 13 2nd-02:28, UT by 7 1st-05:24.
AR led for 25:35. UT led for 12:26. Game was tied for 01:59.

Score tied - 4 times.
Lead changed - 7 times.

Official Basketball Box Score -- Game Totals -- Final Statistics
Notre Dame vs Tennessee
01/24/19 7:02 p.m. at Knoxville, Tenn. (Thompson-Boling Arena)

Notre Dame 77 • 19-1 (6-0 ACC)

			Total	3-Ptr		Rebounds								
##	Player		FG-FGA	FG-FGA	FT-FTA	Off	Def	Tot	PF	TP	A	TO	Blk	Stl	Min
11	Turner,Brianna	f	5-8	0-0	3-5	1	7	8	2	13	3	1	4	1	36
32	Shepard,Jessica	f	6-13	0-0	1-4	3	8	11	1	13	3	1	0	2	37
03	Mabrey,Marina	g	2-7	1-5	0-0	1	3	4	2	5	4	3	0	2	29
05	Young,Jackie	g	4-8	0-0	8-10	6	6	12	1	16	10	2	0	0	39
24	Ogunbowale,Arike	g	11-21	2-6	4-7	0	6	6	2	28	2	3	0	2	38
00	Nixon,Jordan		0-0	0-0	0-0	0	0	0	0	0	1	1	0	0	6
12	Prohaska,Abby		0-1	0-1	2-2	0	1	1	1	2	0	1	0	0	9
20	Benz,Nicole		0-0	0-0	0-0	0	0	0	0	0	0	0	0	0	0+
22	Cosgrove,Danielle		0-1	0-0	0-0	0	0	0	1	0	0	0	1	0	1
30	Vaughn,Mikayla		0-0	0-0	0-0	0	0	0	0	0	0	0	0	0	4
33	Patterson,Danielle		0-0	0-0	0-0	0	0	0	0	0	0	1	0	0	1
	Team					1	0	1							
	Totals		28-59	3-12	18-28	12	31	43	10	77	23	13	5	7	200

1st - FG %:	5-16	31.3%	2nd:	8-12	66.7%	3rd:	8-16	50.0%	4th:	7-15	46.7%	Game:	28-59	47.5%	Deadball
3FG %:	0-5	0.0%		0-1	0.0%		2-3	66.7%		1-3	33.3%		3-12	25.0%	Rebounds
FT %:	4-4	100.0%		1-5	20.0%		6-10	60.0%		7-9	77.8%		18-28	64.3%	6,1

Tennessee 62 • 12-7 (1-5 SEC)

			Total	3-Ptr		Rebounds								
##	Player		FG-FGA	FG-FGA	FT-FTA	Off	Def	Tot	PF	TP	A	TO	Blk	Stl	Min
00	Davis,Rennia	f	3-14	0-3	0-0	0	0	0	5	6	0	2	0	0	31
15	Green,Cheridene	f	3-12	0-0	1-1	4	7	11	3	7	1	1	0	4	25
11	Kushkituah,Kasiyahna	c	1-3	0-0	2-2	3	1	4	3	4	0	2	0	1	11
02	Westbrook,Evina	g	6-14	2-5	2-2	1	4	5	2	16	1	3	0	1	31
14	Green,Zaay	g	9-21	0-5	1-1	4	4	8	3	19	5	0	0	1	37
04	Collins,Mimi		1-2	0-0	0-0	1	3	4	2	2	0	0	0	0	13
05	Harris,Kamera		1-3	0-0	0-2	1	1	2	3	2	0	1	1	0	16
12	Burrell,Rae		0-2	0-1	0-0	1	0	1	2	0	0	1	1	0	16
13	Massengill,Jazmine		3-5	0-0	0-0	2	2	4	0	6	2	1	0	2	20
	Team					1	1	2							
	Totals		27-76	2-14	6-8	18	23	41	23	62	9	11	2	9	200

1st - FG %:	8-19	42.1%	2nd:	8-22	36.4%	3rd:	5-16	31.3%	4th:	6-19	31.6%	Game:	27-76	35.5%	Deadball
3FG %:	1-3	33.3%		0-1	0.0%		0-3	0.0%		1-7	14.3%		2-14	14.3%	Rebounds
FT %:	0-0	0.0%		1-1	100.0%		2-4	50.0%		3-3	100.0%		6-8	75.0%	1

Officials: Dee Kantner, Maj Forsberg, Gina Cross
Technical fouls: Notre Dame-None. Tennessee-None.
Attendance: 9154

Score by periods	1st	2nd	3rd	4th	Total
Notre Dame	14	17	24	22	**77**
Tennessee	17	17	12	16	**62**

	In	Off	2nd	Fast	
Points	Paint	T/O	Chance	Break	Bench
ND	48	18	11	16	2
UT	38	20	15	8	10

Last FG - ND 4th-00:12, UT 4th-00:43.
Largest lead - ND by 21 4th-01:19, UT by 8 2nd-08:24.
ND led for 18:34. UT led for 19:21. Game was tied for 01:57.

Score tied - 3 times.
Lead changed - 4 times.

Official Basketball Box Score -- Game Totals -- Final Statistics
LSU vs Tennessee
01/27/19 1:02 p.m. at Knoxville, Tenn. (Thompson-Boling Arena)

LSU 65 • 12-7, 3-4 SEC

			Total	3-Ptr		Rebounds								
##	Player		FG-FGA	FG-FGA	FT-FTA	Off	Def	Tot	PF	TP	A	TO	Blk	Stl	Min
05	Mitchell,Ayana	f	4-7	0-0	4-8	2	8	10	4	12	2	3	0	0	33
24	Aifuwa,Faustine	c	3-6	0-0	3-3	1	3	4	5	9	0	3	2	0	28
02	Norton,Shanice	g	4-6	0-0	0-0	0	2	2	1	8	1	4	0	0	24
03	Pointer,Khayla	g	5-14	0-1	7-7	1	2	3	4	17	5	5	0	1	40-
13	Richard-Harris,J	g	0-0	0-0	1-2	0	1	1	0	1	2	2	0	0	18
01	Cherry,Jailin		1-4	0-1	0-0	1	1	2	1	2	1	1	0	0	10
12	Brooks,Mercedes		5-8	3-4	0-0	1	0	1	3	13	0	2	0	1	22
15	Bidikuindila,Y		0-1	0-0	0-0	1	0	1	1	0	0	1	0	1	11
23	Seay,Karli		1-2	1-1	0-0	0	0	0	1	3	0	0	0	0	10
25	Spencer,Rakell		0-1	0-0	0-0	1	3	4	1	0	0	1	0	0	4
	Team					2	0	2				3			
	Totals		23-49	4-7	15-20	10	20	30	21	65	11	25	2	3	200

1st - FG %:	8-14	57.1%	2nd:	2-10	20.0%	3rd:	5-13	38.5%	4th:	8-12	66.7%	Game:	23-49	46.9%	Deadball
3FG %:	1-1	100.0%		0-1	0.0%		0-1	0.0%		3-4	75.0%		4-7	57.1%	Rebounds
FT %:	0-0	0.0%		8-10	80.0%		4-6	66.7%		3-4	75.0%		15-20	75.0%	4

Tennessee 74 • 13-7, 2-5 SEC

			Total	3-Ptr		Rebounds								
##	Player		FG-FGA	FG-FGA	FT-FTA	Off	Def	Tot	PF	TP	A	TO	Blk	Stl	Min
00	Davis,Rennia	f	8-15	0-3	8-8	4	3	7	2	24	2	3	0	2	37
15	Green,Cheridene	f	3-7	0-0	2-2	6	4	10	4	8	2	3	1	1	31
11	Kushkituah,Kasiyahna	c	6-11	0-0	2-4	3	5	8	3	14	0	1	0	0	28
02	Westbrook,Evina	g	2-4	0-2	2-2	1	1	2	4	6	6	5	0	3	23
14	Green,Zaay	g	5-13	0-5	0-2	0	2	2	2	10	5	1	1	1	34
04	Collins,Mimi		0-0	0-0	0-0	1	0	1	2	0	0	1	0	0	5
05	Harris,Kamera		0-0	0-0	0-0	0	0	0	2	0	0	2	0	0	3
12	Burrell,Rae		0-6	0-3	0-0	0	0	0	3	0	1	0	0	0	11
13	Massengill,Jazmine		3-8	0-0	6-7	4	0	4	1	12	1	0	0	3	28
	Team					0	2	2							
	Totals		27-64	0-13	20-25	19	17	36	23	74	17	16	2	10	200

1st - FG %:	10-18	55.6%	2nd:	5-15	33.3%	3rd:	7-20	35.0%	4th:	5-11	45.5%	Game:	27-64	42.2%	Deadball
3FG %:	0-1	0.0%		0-5	0.0%		0-4	0.0%		0-3	0.0%		0-13	0.0%	Rebounds
FT %:	2-2	100.0%		4-4	100.0%		2-5	40.0%		12-14	85.7%		20-25	80.0%	3

Officials: Felicia Grinter, Roy Gulbeyan, Luis Gonzalez
Technical fouls: LSU-None. Tennessee-None.
Attendance: 9518

Score by periods	1st	2nd	3rd	4th	Total
LSU	17	12	14	22	**65**
Tennessee	22	14	16	22	**74**

	In	Off	2nd	Fast	
Points	Paint	T/O	Chance	Break	Bench
LSU	24	20	6	5	18
UT	44	23	15	8	12

Last FG - LSU 4th-02:56.
Largest lead - LSU by 2 1st-08:10, UT by 11 2nd-06:36.
LSU led for 00:18. UT led for 37:45. Game was tied for 01:56.

Score tied - 3 times.
Lead changed - 2 times.

2018-19 BOX SCORES

Official Basketball Box Score -- Game Totals -- Final Statistics
Florida vs Tennessee
01/31/19 7:02 p.m. at Knoxville, Tenn. (Thompson-Boling Arena)

Florida 50 • 5-16, 1-7 SEC

##	Player		Total FG-FGA	3-Ptr FG-FGA	FT-FTA	Rebounds Off	Def	Tot	PF	TP	A	TO	Blk	Stl	Min
44	Robinson,Paige	f	1-3	0-0	1-2	1	0	1	5	3	0	0	0	0	10
01	Smith,Kiara	g	4-11	1-3	2-2	0	3	3	1	11	2	2	0	3	34
03	Nakkasoglu,Funda	g	8-18	2-9	0-0	0	3	3	1	18	1	1	0	0	36
10	Rainey,Danielle	g	0-10	0-6	2-4	1	3	4	0	2	2	1	0	0	28
11	de Oliveira,Emanuely	g	2-5	1-1	0-0	0	4	4	1	5	0	2	0	0	19
00	Washington,Delicia		0-5	0-3	0-0	0	2	2	1	0	2	0	0	0	24
12	Williams,Zada		2-7	0-0	1-1	3	3	6	1	5	0	0	0	0	30
32	Johnson,Ariel		2-7	2-4	0-0	2	2	4	0	6	1	1	0	1	19
	Team					3	2	5				1			
	Totals		19-66	6-26	6-9	10	22	32	10	50	8	8	0	4	200

1st - FG %:	4-14	28.6%	2nd: 6-15	40.0%	3rd: 3-14	21.4%	4th: 6-23	26.1%	Game: 19-66	28.8%
3FG %:	0-6	0.0%	3-7	42.9%	1-3	33.3%	2-10	20.0%	6-26	23.1%
FT %:	0-0	0.0%	4-7	57.1%	2-2	100.0%	0-0	0.0%	6-9	66.7%

Deadball Rebounds: 3

Tennessee 67 • 14-7, 3-5 SEC

##	Player		Total FG-FGA	3-Ptr FG-FGA	FT-FTA	Rebounds Off	Def	Tot	PF	TP	A	TO	Blk	Stl	Min
00	Davis,Rennia	f	8-12	1-1	2-2	2	8	10	1	19	2	5	0	1	34
15	Green,Cheridene	f	4-6	0-0	7-10	6	4	10	3	15	0	2	1	0	23
11	Kushkituah,Kasiyahna	c	3-4	0-0	0-0	0	6	6	0	6	0	1	0	0	21
02	Westbrook,Evina	g	3-12	2-7	0-0	0	2	2	2	8	7	2	0	3	32
14	Green,Zaay	g	2-8	1-2	0-0	0	5	5	3	5	4	2	0	1	23
04	Collins,Mimi		3-5	0-0	0-0	2	4	6	3	6	1	4	0	0	20
05	Harris,Kamera		0-0	0-0	0-0	0	0	0	1	0	0	0	1	0	3
10	Jackson,Meme		2-6	0-3	0-0	0	0	0	0	4	1	0	0	0	17
12	Burrell,Rae		0-1	0-0	2-2	0	3	3	0	2	1	0	0	0	10
13	Massengill,Jazmine		1-4	0-0	0-0	1	4	5	1	2	2	0	0	0	17
	Team					0	1	1							
	Totals		26-58	4-13	11-14	11	37	48	14	67	18	16	2	5	200

1st - FG %:	9-16	56.3%	2nd: 7-15	46.7%	3rd: 5-11	45.5%	4th: 5-16	31.3%	Game: 26-58	44.8%
3FG %:	3-3	100.0%	0-2	0.0%	0-3	0.0%	1-5	20.0%	4-13	30.8%
FT %:	3-4	75.0%	1-2	50.0%	3-4	75.0%	4-4	100.0%	11-14	78.6%

Deadball Rebounds: 2

Officials: Tina Napier, William Smith, Meadow Overstreet
Technical fouls: Florida-None. Tennessee-None.
Attendance: 6233

Score by periods	1st	2nd	3rd	4th	Total
Florida	8	19	9	14	**50**
Tennessee	24	15	13	15	**67**

	In Paint	Off T/O	2nd Chance	Fast Break	Bench
Points UF	22	16	4	9	11
UT	28	8	13	4	14

Last FG - UF 4th-01:10, UT 4th-00:10.
Largest lead - UF None, UT by 18 2nd-09:20.
UF led for 00:00. UT led for 38:13. Game was tied for 01:47.

Score tied - 1 time.
Lead changed - 0 times.

Official Basketball Box Score -- Game Totals -- Final Statistics
Tennessee vs Vanderbilt
02/03/19 2 p.m. at Nashville, Tenn. (Memorial Gymnasium)

Tennessee 82 • 15-7 (4-5 SEC)

##	Player		Total FG-FGA	3-Ptr FG-FGA	FT-FTA	Rebounds Off	Def	Tot	PF	TP	A	TO	Blk	Stl	Min
00	Davis,Rennia	f	6-15	0-2	5-6	2	10	12	3	17	2	0	2	0	36
15	Green,Cheridene	f	2-5	0-0	0-1	4	3	7	4	4	0	1	0	0	15
11	Kushkituah,Kasiyahna	c	4-7	0-0	0-0	3	3	6	5	8	0	2	0	0	14
02	Westbrook,Evina	g	6-16	2-4	4-4	2	2	4	4	18	5	2	0	1	32
14	Green,Zaay	g	3-10	0-2	1-2	5	6	11	2	7	1	2	0	0	31
04	Collins,Mimi		3-5	0-0	4-6	2	3	5	3	10	0	0	0	1	12
05	Harris,Kamera		0-0	0-0	1-2	0	0	0	1	1	0	1	0	0	2
10	Jackson,Meme		5-16	1-5	6-6	2	2	4	3	17	2	2	0	2	35
12	Burrell,Rae		0-1	0-0	0-0	1	1	2	1	0	0	0	0	0	6
13	Massengill,Jazmine		0-1	0-0	0-0	0	2	2	2	0	3	1	0	1	17
	Team					2	1	3							
	Totals		29-76	3-13	21-27	23	33	56	28	82	13	11	2	5	200

1st - FG %:	7-23	30.4%	2nd: 9-21	42.9%	3rd: 7-15	46.7%	4th: 6-17	35.3%	Game: 29-76	38.2%
3FG %:	1-3	33.3%	1-4	25.0%	1-3	33.3%	0-3	0.0%	3-13	23.1%
FT %:	1-3	33.3%	0-0	0.0%	3-4	75.0%	17-20	85.0%	21-27	77.8%

Deadball Rebounds: 5

Vanderbilt 65 • 6-16 (1-8 SEC)

##	Player		Total FG-FGA	3-Ptr FG-FGA	FT-FTA	Rebounds Off	Def	Tot	PF	TP	A	TO	Blk	Stl	Min
24	NEWBY, Autumn	f	4-9	0-0	3-4	2	3	5	2	11	0	1	0	0	28
34	FASOULA, Mariella	f	5-9	0-0	6-6	0	8	8	4	16	1	4	1	1	36
10	WALKER, Cierra	g	2-6	2-5	0-0	0	1	1	1	6	0	3	0	2	37
30	CARTER, LEALEA	g	2-11	0-0	4-4	1	4	5	4	8	1	1	0	0	31
35	CLEMONS-GREEN, Kalei	g	3-4	1-1	0-0	0	4	4	3	7	1	1	0	1	22
02	HALL, Chelsie		3-12	0-0	5-7	2	2	4	4	11	4	1	0	0	22
03	CAMBRIDGE, Jordyn		0-1	0-1	0-0	0	0	0	1	0	1	0	0	0	5
15	ALEXANDER, Brinae		1-4	0-1	4-6	1	2	3	2	6	1	0	0	0	19
	Team					0	1	1					1		
	Totals		20-56	3-8	22-27	6	25	31	21	65	9	12	1	4	200

1st - FG %:	5-16	31.3%	2nd: 4-12	33.3%	3rd: 7-12	58.3%	4th: 4-16	25.0%	Game: 20-56	35.7%
3FG %:	0-1	0.0%	1-2	50.0%	1-2	50.0%	1-3	33.3%	3-8	37.5%
FT %:	0-0	0.0%	7-8	87.5%	8-11	72.7%	7-8	87.5%	22-27	81.5%

Deadball Rebounds: 2

Officials: Scott Yarborough, Metta Roberts, Eric Koch
Technical fouls: Tennessee-None. Vanderbilt-None.
Attendance: 3815

Score by periods	1st	2nd	3rd	4th	Total
Tennessee	16	19	18	29	**82**
Vanderbilt	10	16	23	16	**65**

	In Paint	Off T/O	2nd Chance	Fast Break	Bench
Points UT	42	18	20	14	28
VANDY	30	9	7	4	17

Last FG - UT 4th-00:32, VANDY 4th-00:17.
Largest lead - UT by 19 4th-00:32, VANDY by 1 1st-05:09.
UT led for 37:30. VANDY led for 01:02. Game was tied for 01:28.

Score tied - 0 times.
Lead changed - 2 times.

Official Basketball Box Score -- Game Totals -- Final Statistics
Tennessee vs Mississippi State
02/10/19 1:00 p.m. at Starkville, Miss. (Humphrey Coliseum)

Tennessee 63 • 15-8 (4-6 SEC)

##	Player		Total FG-FGA	3-Ptr FG-FGA	FT-FTA	Rebounds Off	Def	Tot	PF	TP	A	TO	Blk	Stl	Min
15	Green,Cheridene	f	3-4	0-0	0-0	2	5	7	2	6	2	2	3	1	35
11	Kushkituah,Kasiyahna	c	0-1	0-0	2-2	0	0	0	4	2	0	2	0	0	14
00	Davis,Rennia	g	13-22	3-6	0-0	0	6	6	4	29	2	3	1	2	38
13	Massengill,Jazmine	g	2-6	0-0	2-2	0	3	3	3	6	2	2	0	0	30
14	Green,Zaay	g	6-13	1-3	0-0	0	1	1	5	13	1	5	1	1	27
04	Collins,Mimi		0-0	0-0	0-2	1	0	1	1	0	0	0	0	0	6
05	Harris,Kamera		0-1	0-0	0-0	2	0	2	1	0	0	0	0	0	9
10	Jackson,Meme		1-5	1-4	4-4	1	3	4	1	7	2	3	0	0	28
12	Burrell,Rae		0-3	0-0	0-0	1	2	3	0	0	0	0	0	0	13
	Team					1	2	3				1			
	Totals		25-55	5-13	8-10	8	22	30	21	63	9	18	5	4	200

1st - FG %:	8-14	57.1%	2nd: 6-15	40.0%	3rd: 5-10	50.0%	4th: 6-16	37.5%	Game: 25-55	45.5%
3FG %:	1-4	25.0%	3-4	75.0%	1-1	100.0%	0-4	0.0%	5-13	38.5%
FT %:	0-0	0.0%	2-2	100.0%	4-4	100.0%	2-4	50.0%	8-10	80.0%

Deadball Rebounds: 1

Mississippi State 91 • 22-1 (10-0 SEC)

##	Player		Total FG-FGA	3-Ptr FG-FGA	FT-FTA	Rebounds Off	Def	Tot	PF	TP	A	TO	Blk	Stl	Min
05	Anriel Howard	f	7-15	2-6	0-0	0	11	11	4	16	2	2	0	0	40-
15	Teaira McCowan	c	7-10	0-0	10-13	6	9	15	3	24	1	1	3	2	37
02	Andra Espinoza-Hunte	g	4-13	3-9	0-0	0	0	0	1	11	0	0	0	1	32
10	Jazzmun Holmes	g	3-5	0-0	1-1	0	0	0	1	7	8	1	0	2	35
24	Jordan Danberry	g	10-15	0-1	0-2	1	0	1	2	20	4	0	0	1	31
01	Myah Taylor		0-3	0-1	0-0	0	0	0	0	0	1	1	0	0	5
04	Jessika Carter		0-0	0-0	0-0	0	1	1	0	0	0	1	0	0	3
11	Xaria Wiggins		0-0	0-0	0-0	0	0	0	0	0	0	1	0	0	2
23	Bre'Amber Scott		5-8	1-2	2-3	2	2	4	0	13	1	1	0	1	15
25	Zion Campbell		0-0	0-0	0-0	0	0	0	0	0	0	0	0	0	0+
	Team					6	0	6							
	Totals		36-69	6-19	13-19	15	23	38	11	91	17	8	3	7	200

1st - FG %:	11-17	64.7%	2nd: 5-17	29.4%	3rd: 8-17	47.1%	4th: 12-18	66.7%	Game: 36-69	52.2%
3FG %:	2-4	50.0%	1-7	14.3%	1-5	20.0%	2-3	66.7%	6-19	31.6%
FT %:	1-1	100.0%	4-7	57.1%	4-6	66.7%	4-5	80.0%	13-19	68.4%

Deadball Rebounds: 2

Officials: Cameron Inouye, Michael McConnell, Bill Larance
Technical fouls: Tennessee-None. Mississippi State-None.
Attendance: 10021

Score by periods	1st	2nd	3rd	4th	Total
Tennessee	17	17	15	14	**63**
Mississippi State	25	15	21	30	**91**

	In Paint	Off T/O	2nd Chance	Fast Break	Bench
Points UT	30	5	2	6	7
MS	50	12	18	6	13

Last FG - UT 4th-00:12, MS 4th-00:21.
Largest lead - UT by 2 1st-06:32, MS by 30 4th-00:21.
UT led for 00:14. MS led for 37:57. Game was tied for 01:49.

Score tied - 4 times.
Lead changed - 2 times.

Official Basketball Box Score -- Game Totals -- Final Statistics
Auburn vs Tennessee
02/14/19 7:02 p.m. at Knoxville, Tenn. (Thompson-Boling Arena)

Auburn 62 • 18-7, 6-6 SEC

##	Player		Total FG-FGA	3-Ptr FG-FGA	FT-FTA	Rebounds Off	Def	Tot	PF	TP	A	TO	Blk	Stl	Min
20	Thompson,Unique	f	6-10	0-0	0-2	6	7	13	2	12	1	1	1	0	36
24	Howard,Erin	f	1-4	1-3	0-0	0	2	2	3	3	2	2	0	0	31
00	Alexander,Daisa	g	9-22	4-10	0-0	0	2	2	3	22	3	1	0	4	35
23	Primm,Crystal	g	2-9	0-0	0-0	3	1	4	1	4	2	3	0	0	25
33	McKay,Janiah	g	5-11	0-3	2-3	0	1	1	1	12	1	2	0	1	34
01	Benton,Robyn		3-5	1-2	0-0	0	0	0	2	7	1	1	0	2	14
03	Sanders,Erica		0-3	0-1	0-0	0	2	2	2	0	1	0	0	1	12
04	Jackson,Abigayle		1-1	0-0	0-0	0	1	1	5	2	0	2	1	0	9
10	White,Kiyae'		0-0	0-0	0-0	0	1	1	0	0	0	1	0	0	4
	Team					1	3	4							
	Totals		27-65	6-19	2-5	10	20	30	19	62	11	13	2	8	200

1st - FG %:	8-14	57.1%	2nd: 6-19	31.6%	3rd: 4-14	28.6%	4th: 9-18	50.0%	Game: 27-65	41.5%
3FG %:	2-3	66.7%	2-10	20.0%	1-3	33.3%	1-3	33.3%	6-19	31.6%
FT %:	0-0	0.0%	0-0	0.0%	1-2	50.0%	1-3	33.3%	2-5	40.0%

Deadball Rebounds: 3

Tennessee 73 • 16-8, 5-6

##	Player		Total FG-FGA	3-Ptr FG-FGA	FT-FTA	Rebounds Off	Def	Tot	PF	TP	A	TO	Blk	Stl	Min
00	Davis,Rennia	f	5-13	1-1	4-4	3	7	10	2	15	1	1	0	2	40
15	Green,Cheridene	f	6-10	0-0	4-6	5	6	11	2	16	0	0	0	4	30
02	Westbrook,Evina	g	1-11	1-5	6-6	0	5	5	1	9	10	4	0	1	36
10	Jackson,Meme	g	2-6	2-5	0-0	0	2	2	0	6	3	1	0	2	34
14	Green,Zaay	g	12-16	1-2	0-0	5	2	7	1	25	1	2	0	1	34
04	Collins,Mimi		0-2	0-0	0-0	0	1	1	0	0	0	2	0	0	4
05	Harris,Kamera		0-0	0-0	0-0	0	0	0	1	0	0	0	0	0	3
11	Kushkituah,Kasiyahna		0-2	0-0	0-0	3	0	3	0	0	1	0	0	0	10
12	Burrell,Rae		0-1	0-0	0-0	0	0	0	0	0	0	0	0	0	4
13	Massengill,Jazmine		1-2	0-0	0-0	1	1	2	1	2	0	2	0	0	5
	Team					0	4	4							
	Totals		27-63	5-13	14-16	17	28	45	8	73	16	12	0	10	200

1st - FG %:	8-18	44.4%	2nd: 3-15	20.0%	3rd: 7-15	46.7%	4th: 9-15	60.0%	Game: 27-63	42.9%
3FG %:	2-4	50.0%	1-3	33.3%	0-0	0.0%	2-6	33.3%	5-13	38.5%
FT %:	0-0	0.0%	2-2	100.0%	8-10	80.0%	4-4	100.0%	14-16	87.5%

Deadball Rebounds: 1

Officials: Dee Kantner, Eric Brewton, Amy Bonner
Technical fouls: Auburn-None. Tennessee-None.
Attendance: 7547

Score by periods	1st	2nd	3rd	4th	Total
Auburn	18	14	10	20	**62**
Tennessee	18	9	22	24	**73**

	In Paint	Off T/O	2nd Chance	Fast Break	Bench
Points AU	32	12	11	10	9
UT	32	13	16	10	2

Last FG - AU 4th-00:01, UT 4th-02:02.
Largest lead - AU by 7 2nd-01:00, UT by 13 4th-04:18.
AU led for 10:40. UT led for 21:48. Game was tied for 07:30.

Score tied - 5 times.
Lead changed - 5 times.

2018-19 BOX SCORES

Official Basketball Box Score -- Game Totals -- Final Statistics
Tennessee vs Missouri
2-17-19 4 p.m. CT at Columbia, Mo. (Mizzou Arena)

Tennessee 62 • 17-8 (6-6 SEC)

##	Player		Total FG-FGA	3-Ptr FG-FGA	FT-FTA	Rebounds Off	Def	Tot	PF	TP	A	TO	Blk	Stl	Min
00	Davis,Rennia	*	6-12	2-5	2-2	2	9	11	3	16	2	2	0	1	40
02	Westbrook,Evina	*	6-20	1-4	5-7	5	3	8	3	18	6	1	0	1	37
10	Jackson,Meme	*	2-5	0-2	0-0	1	1	2	3	4	0	1	0	0	24
14	Green,Zaay	*	3-6	0-1	0-0	0	2	2	2	6	1	3	1	0	27
15	Green,Cheridene	*	3-5	0-0	0-0	3	0	3	4	6	0	2	0	0	21
04	Collins,Mimi		5-7	1-2	0-0	3	3	6	1	11	0	0	0	0	20
11	Kushkituah,Kasiyahna		0-2	0-0	0-0	1	1	2	0	0	0	0	0	0	9
12	Burrell,Rae		0-4	0-2	1-2	1	2	3	2	1	0	1	0	1	10
13	Massengill,Jazmine		0-2	0-0	0-0	1	1	2	1	0	0	0	0	0	12
	Team					0	2	2							
	Totals		25-63	4-16	8-11	17	24	41	19	62	9	10	1	3	200

1st - FG %: 10-17 58.8% 2nd: 3-18 16.7% 3rd: 8-12 66.7% 4th: 4-16 25.0% Game: 25-63 39.7% Deadball Rebounds
3FG %: 1-4 25.0% 0-6 0.0% 1-2 50.0% 2-4 50.0% 4-16 25.0%
FT %: 1-1 100.0% 2-4 50.0% 1-2 50.0% 4-4 100.0% 8-11 72.7% 2

Missouri 60 • 19-8 (8-5 SEC)

##	Player		Total FG-FGA	3-Ptr FG-FGA	FT-FTA	Rebounds Off	Def	Tot	PF	TP	A	TO	Blk	Stl	Min
03	Cunningham, Sophie	*	5-15	1-8	2-2	0	4	4	3	13	2	2	0	1	40-
05	Aldridge, Lauren	*	2-4	1-2	0-0	0	2	2	3	5	1	1	0	0	33
21	Porter, Cierra	*	6-7	0-0	1-1	4	5	9	3	13	4	0	1	1	31
22	Roundtree, Jordan	*	1-2	1-1	0-0	0	1	1	0	3	1	0	0	0	11
23	Smith, Amber	*	6-14	1-3	1-1	3	2	5	2	14	1	3	0	0	28
02	Levy, Akira		1-7	0-2	2-3	0	2	2	1	4	4	1	0	0	28
11	Troup, Haley		1-1	1-1	0-0	0	2	2	0	3	0	1	0	0	10
13	Schuchts, Hannah		1-3	1-2	0-0	1	1	2	1	3	0	2	2	0	8
24	Chavis, Jordan		0-0	0-0	0-0	0	0	0	0	0	0	0	0	0	2
34	Tahane, Emmanuelle		0-2	0-0	2-2	0	1	1	0	2	0	1	0	0	9
	Team					0	2	2							
	Totals		23-55	6-19	8-9	8	22	30	13	60	13	11	3	2	200

1st - FG %: 7-14 50.0% 2nd: 3-12 25.0% 3rd: 8-15 53.3% 4th: 5-14 35.7% Game: 23-55 41.8% Deadball Rebounds
3FG %: 2-5 40.0% 1-5 20.0% 2-4 50.0% 1-5 20.0% 6-19 31.6%
FT %: 5-5 100.0% 3-4 75.0% 0-0 0.0% 0-0 0.0% 8-9 88.9% 1

Officials: Scott Yarbrough, Brian Garland, Karen Preato
Technical fouls: Tennessee-None. Missouri-None.
Attendance: 8559

Score by periods	1st	2nd	3rd	4th	Total
Tennessee	22	8	18	14	**62**
Missouri	21	10	18	11	**60**

Points	In Paint	Off T/O	2nd Chance	Fast Break	Bench
UT	22	10	22	4	12
MU-W	30	12	9	0	12

Last FG - UT 4th-01:28, MU-W 4th-01:09.
Largest lead - UT by 7 1st-03:09, MU-W by 4 4th-09:26.
UT led for 18:14. MU-W led for 14:15. Game was tied for 07:31.

Score tied - 9 times.
Lead changed - 17 times.

Official Basketball Box Score -- Game Totals -- Final Statistics
Tennessee vs Texas A&M
02/21/19 8 p.m. at College Station, Texas (Reed Arena)

Tennessee 62 • 17-9, 6-7 SEC

##	Player		Total FG-FGA	3-Ptr FG-FGA	FT-FTA	Rebounds Off	Def	Tot	PF	TP	A	TO	Blk	Stl	Min
00	Davis,Rennia	*	5-13	0-3	0-0	2	2	4	1	10	0	3	0	1	29
02	Westbrook,Evina	*	7-16	2-3	1-2	0	2	2	2	17	5	3	0	0	29
10	Jackson,Meme	*	2-7	0-2	0-0	1	2	3	1	4	3	0	0	1	26
14	Green,Zaay	*	4-14	1-4	0-0	0	2	2	4	9	3	0	0	0	26
15	Green,Cheridene	*	5-9	0-0	1-4	6	6	12	3	11	1	4	0	0	26
04	Collins,Mimi		2-3	1-2	0-0	3	6	9	4	5	2	0	0	0	20
05	Harris,Kamera		0-0	0-0	0-0	0	0	0	0	0	0	0	0	0	1
11	Kushkituah,Kasiyahna		1-4	0-0	2-2	0	4	4	2	4	0	2	0	1	13
12	Burrell,Rae		1-4	0-1	0-0	1	0	1	1	2	0	0	0	0	12
13	Massengill,Jazmine		0-2	0-0	0-0	2	2	4	0	0	4	0	0	0	18
	Team					2	1	3							
	Totals		27-72	4-15	4-8	17	27	44	18	62	18	12	0	3	200

1st - FG %: 8-20 40.0% 2nd: 5-13 38.5% 3rd: 6-20 30.0% 4th: 8-19 42.1% Game: 27-72 37.5% Deadball Rebounds
3FG %: 0-1 0.0% 1-4 25.0% 0-2 0.0% 3-8 37.5% 4-15 26.7%
FT %: 0-3 0.0% 3-4 75.0% 0-0 0.0% 1-1 100.0% 4-8 50.0% 1

Texas A&M 79 • 20-6, 9-4 SEC

##	Player		Total FG-FGA	3-Ptr FG-FGA	FT-FTA	Rebounds Off	Def	Tot	PF	TP	A	TO	Blk	Stl	Min
03	Carter, Chennedy	*	12-26	0-6	4-5	0	4	4	2	28	2	2	0	3	38
04	Washington, Shambria	*	4-7	1-3	2-3	0	5	5	1	11	7	1	0	1	39
11	Wells, Kayla	*	10-15	5-8	4-4	0	4	4	1	29	2	1	0	0	39
31	Jones, N'dea	*	2-7	0-0	0-2	4	6	10	2	4	1	2	1	1	35
40	Johnson, Ciera	*	3-6	0-0	0-1	3	5	8	4	6	0	0	0	0	21
00	Ellison, Aja		0-0	0-0	1-2	1	1	2	0	1	0	0	0	0	2
01	Jackson, Aahliyah		0-0	0-0	0-0	0	0	0	0	0	0	0	0	0	1
12	Rael-Whitsitt, Cheah		0-1	0-0	0-0	0	0	0	0	0	0	0	0	0	3
14	Walton, Jada		0-1	0-0	0-0	0	1	1	1	0	0	1	0	0	3
15	Williams, Jasmine		0-0	0-0	0-0	0	0	0	0	0	0	0	0	0	1
34	Martin, Caylinne		0-2	0-0	0-0	0	2	2	0	0	0	2	0	1	18
	Team					2	3	5							
	Totals		31-65	6-17	11-17	10	31	41	11	79	12	9	1	6	200

1st - FG %: 7-17 41.2% 2nd: 7-19 36.8% 3rd: 9-13 69.2% 4th: 8-16 50.0% Game: 31-65 47.7% Deadball Rebounds
3FG %: 1-6 16.7% 4-8 50.0% 1-1 100.0% 0-2 0.0% 6-17 35.3%
FT %: 2-3 66.7% 0-2 0.0% 8-9 88.9% 1-3 33.3% 11-17 64.7% 3

Officials: Beverly Roberts, Felicia Grinter, Ed Sidlasky
Technical fouls: Tennessee-None. Texas A&M-None.
Attendance: 3789

Score by periods	1st	2nd	3rd	4th	Total
Tennessee	16	14	12	20	**62**
Texas A&M	17	18	27	17	**79**

Points	In Paint	Off T/O	2nd Chance	Fast Break	Bench
UT	38	10	6	10	11
TAMU	24	19	9	10	1

Last FG - UT 4th-00:11, TAMU 4th-01:48.
Largest lead - UT by 3 1st-03:41, TAMU by 23 4th-04:28.
UT led for 03:15. TAMU led for 32:40. Game was tied for 03:53.

Score tied - 4 times.
Lead changed - 6 times.

Official Basketball Box Score -- Game Totals -- Final Statistics
South Carolina vs Tennessee
02/24/19 4:02 p.m. at Knoxville, Tenn. (Thompson-Boling Arena)

South Carolina 82 • 20-7, 12-2 SEC

##	Player		Total FG-FGA	3-Ptr FG-FGA	FT-FTA	Rebounds Off	Def	Tot	PF	TP	A	TO	Blk	Stl	Min
35	Jennings,Alexis	f	7-9	0-0	1-2	1	6	7	2	15	1	3	3	1	32
01	Cuevas-Moore,Bianca	g	9-18	4-7	6-8	0	2	2	1	28	1	0	0	4	39
04	Cliney,Doniyah	g	5-9	2-2	4-4	3	3	6	2	16	1	0	1	1	38
10	Jackson,Bianca	g	2-4	0-1	0-0	2	2	4	0	4	0	0	0	0	26
52	Harris,Tyasha	g	5-19	0-7	1-2	0	7	7	1	11	14	1	0	4	38
03	Henderson,Destanni		0-0	0-0	0-0	0	0	0	0	0	0	0	0	0	2
05	Saxton,Victaria		0-0	0-0	0-0	0	0	0	0	0	0	0	0	0	0+
21	Herbert Harrigan,M		4-11	0-1	0-0	1	4	5	1	8	0	2	4	0	25
	Team					4	0	4							
	Totals		32-70	6-18	12-16	11	24	35	7	82	17	6	8	10	200

1st - FG %: 12-21 57.1% 2nd: 6-19 31.6% 3rd: 4-13 30.8% 4th: 10-17 58.8% Game: 32-70 45.7% Deadball Rebounds
3FG %: 3-7 42.9% 1-6 16.7% 0-2 0.0% 2-3 66.7% 6-18 33.3%
FT %: 0-0 0.0% 3-4 75.0% 9-12 75.0% 0-0 0.0% 12-16 75.0% 2

Tennessee 67 • 17-10, 6-8 SEC

##	Player		Total FG-FGA	3-Ptr FG-FGA	FT-FTA	Rebounds Off	Def	Tot	PF	TP	A	TO	Blk	Stl	Min
00	Davis,Rennia	f	6-14	1-1	2-2	5	4	9	3	15	2	4	0	1	38
15	Green,Cheridene	f	5-11	0-0	1-1	5	4	9	4	11	0	1	0	0	26
02	Westbrook,Evina	g	4-13	0-1	2-2	0	3	3	3	10	1	5	0	1	30
10	Jackson,Meme	g	3-8	0-1	0-0	0	0	0	0	6	2	2	0	0	18
14	Green,Zaay	g	5-8	0-0	2-2	0	3	3	3	12	2	1	1	1	37
04	Collins,Mimi		1-3	0-0	0-0	0	3	3	3	2	0	1	0	0	13
11	Kushkituah,Kasiyahna		0-2	0-0	0-0	0	2	2	0	0	1	0	0	0	8
12	Burrell,Rae		3-7	0-0	1-2	1	3	4	0	7	0	0	0	1	20
13	Massengill,Jazmine		2-2	0-0	0-0	1	3	4	0	4	0	2	0	0	10
	Team					3	4	7							
	Totals		29-68	1-3	8-9	15	29	44	16	67	8	16	1	4	200

1st - FG %: 5-13 38.5% 2nd: 7-19 36.8% 3rd: 11-20 55.0% 4th: 6-16 37.5% Game: 29-68 42.6% Deadball Rebounds
3FG %: 0-1 0.0% 1-1 100.0% 0-0 0.0% 0-1 0.0% 1-3 33.3%
FT %: 1-1 100.0% 1-2 50.0% 2-2 100.0% 4-4 100.0% 8-9 88.9% 1

Officials: Mark Zentz, Amy Bonner, Bryan Enterline
Technical fouls: South Carolina-None. Tennessee-None.
Attendance: 9448

Score by periods	1st	2nd	3rd	4th	Total
South Carolina	27	16	17	22	**82**
Tennessee	11	16	24	16	**67**

Points	In Paint	Off T/O	2nd Chance	Fast Break	Bench
SC	50	17	9	16	8
UT	46	3	19	4	13

Last FG - SC 4th-00:49, UT 4th-01:59.
Largest lead - SC by 20 2nd-08:37, UT None.
SC led for 38:44. UT led for 00:00. Game was tied for 00:39.

Score tied - 0 times.
Lead changed - 0 times.

Official Basketball Box Score -- Game Totals -- Final Statistics
Vanderbilt vs Tennessee
02/28/19 7:02 p.m. at Knoxville, Tenn. (Thompson-Boling Arena)

Vanderbilt 76 • 7-21, 2-13 SEC

##	Player		Total FG-FGA	3-Ptr FG-FGA	FT-FTA	Rebounds Off	Def	Tot	PF	TP	A	TO	Blk	Stl	Min
15	Alexander,Brinae	f	2-4	1-2	1-2	1	0	1	2	6	1	1	0	0	23
24	Newby,Autumn	f	4-4	0-0	1-1	0	5	5	4	9	0	2	0	0	16
34	Fasoula,Mariella	f	9-13	0-0	1-1	5	4	9	4	19	0	3	2	1	35
02	Hall,Chelsie	g	4-9	0-1	6-10	0	4	4	4	14	4	5	0	0	25
10	Walker,Cierra	g	4-9	2-7	6-6	0	5	5	1	16	3	0	0	0	39
03	Cambridge,Jordyn		2-5	0-0	0-2	0	3	3	1	4	3	2	0	0	19
30	Carter,Lealea		3-6	0-0	2-2	1	2	3	3	8	1	3	0	0	23
35	Clemons-Green,Kalei		0-2	0-0	0-0	0	2	2	2	0	3	2	0	0	20
	Team					2	0	2					1		
	Totals		28-52	3-10	17-24	9	25	34	21	76	15	19	2	1	200

1st - FG %: 4-11 36.4% 2nd: 6-11 54.5% 3rd: 11-17 64.7% 4th: 7-13 53.8% Game: 28-52 53.8% Deadball Rebounds
3FG %: 1-2 50.0% 2-3 66.7% 0-2 0.0% 0-3 0.0% 3-10 30.0%
FT %: 0-0 0.0% 2-2 100.0% 0-2 0.0% 15-20 75.0% 17-24 70.8% 5

Tennessee 69 • 17-11, 6-9 SEC

##	Player		Total FG-FGA	3-Ptr FG-FGA	FT-FTA	Rebounds Off	Def	Tot	PF	TP	A	TO	Blk	Stl	Min
15	Green,Cheridene	f	8-13	0-0	4-5	4	4	8	5	20	0	5	1	1	28
00	Davis,Rennia	g	6-13	0-1	2-2	0	6	6	0	14	2	6	1	4	37
02	Westbrook,Evina	g	1-5	1-1	1-2	0	0	0	5	4	4	1	0	0	19
10	Jackson,Meme	g	4-8	0-1	0-0	0	1	1	4	8	5	0	0	4	35
14	Green,Zaay	g	0-4	0-2	0-0	0	1	1	2	0	1	1	0	1	23
04	Collins,Mimi		4-6	2-2	4-5	1	2	3	4	14	0	1	0	0	22
11	Kushkituah,Kasiyahna		0-1	0-0	0-0	0	0	0	1	0	1	0	0	0	3
12	Burrell,Rae		1-1	0-0	0-2	0	0	0	0	2	1	0	1	0	9
13	Massengill,Jazmine		3-6	0-0	1-1	1	2	3	3	7	0	1	1	0	24
	Team					0	0	0					1		
	Totals		27-57	3-7	12-17	6	16	22	24	69	14	16	4	10	200

1st - FG %: 6-13 46.2% 2nd: 5-11 45.5% 3rd: 7-18 38.9% 4th: 9-15 60.0% Game: 27-57 47.4% Deadball Rebounds
3FG %: 0-1 0.0% 1-2 50.0% 0-1 0.0% 2-3 66.7% 3-7 42.9%
FT %: 3-3 100.0% 1-3 33.3% 5-7 71.4% 3-4 75.0% 12-17 70.6% 4,1

Officials: Doug Knight, Meadow Overstreet, Luis Gonzalez
Technical fouls: Vanderbilt-None. Tennessee-None.
Attendance: 7321

Score by periods	1st	2nd	3rd	4th	Total
Vanderbilt	9	16	22	29	**76**
Tennessee	15	12	19	23	**69**

Points	In Paint	Off T/O	2nd Chance	Fast Break	Bench
VANDY	48	19	12	4	12
UT	38	15	5	4	23

Last FG - VANDY 4th-01:53, UT 4th-00:11.
Largest lead - VANDY by 9 4th-06:51, UT by 10 2nd-07:36.
VANDY led for 13:10. UT led for 23:42. Game was tied for 02:50.

Score tied - 4 times.
Lead changed - 5 times.

2018-19 BOX SCORES

Official Basketball Box Score -- Game Totals -- Final Statistics
Tennessee vs Ole Miss
03/03/19 2:00 p.m. at Oxford, Miss. (The Pavilion at Ole Miss)

Tennessee 81 • 18-11, 7-9 SEC

##	Player		Total FG-FGA	3-Ptr FG-FGA	FT-FTA	Rebounds Off	Def	Tot	PF	TP	A	TO	Blk	Stl	Min
04	Collins,Mimi	f	4-7	0-0	1-2	1	2	3	4	9	1	0	0	0	25
15	Green,Cheridene	f	4-4	0-0	5-9	3	4	7	3	13	4	1	1	0	28
00	Davis,Rennia	g	3-6	1-2	6-8	1	5	6	3	13	0	2	0	0	20
02	Westbrook,Evina	g	3-10	1-3	2-2	0	5	5	5	9	9	1	0	4	33
10	Jackson,Meme	g	7-10	5-6	1-2	0	5	5	2	20	6	2	0	2	35
05	Harris,Kamera		0-0	0-0	0-0	0	0	0	1	0	0	0	0	0	4
12	Burrell,Rae		3-5	0-0	0-0	0	0	0	0	6	2	1	0	0	17
13	Massengill,Jazmine		1-6	0-1	0-0	0	0	0	0	2	0	1	1	0	14
14	Green,Zaay		4-8	1-2	0-0	2	6	8	0	9	3	3	0	2	24
	Team					1	1	2							
	Totals		29-56	8-14	15-23	8	28	36	18	81	25	11	2	8	200

	1st	2nd	3rd	4th	Game	Deadball Rebounds
FG %	9-18 50.0%	8-16 50.0%	5-10 50.0%	7-12 58.3%	29-56 51.8%	
3FG %	2-4 50.0%	2-4 50.0%	2-2 100.0%	2-4 50.0%	8-14 57.1%	
FT %	3-3 100.0%	2-4 50.0%	9-14 64.3%	1-2 50.0%	15-23 65.2%	4,1

Ole Miss 56 • 9-21, 3-13 SEC

##	Player		Total FG-FGA	3-Ptr FG-FGA	FT-FTA	Rebounds Off	Def	Tot	PF	TP	A	TO	Blk	Stl	Min
10	Muhate, Cecilia	f	0-1	0-0	0-0	0	1	1	4	0	0	3	0	1	20
33	Salter, La'Karis	f	2-4	0-0	0-0	0	2	2	1	4	1	0	0	0	11
02	Reid, Mimi	g	0-1	0-0	0-0	0	0	0	0	0	4	0	0	0	18
05	Allen, Crystal	g	10-22	3-7	7-9	1	2	3	3	30	1	4	0	1	38
23	Sessom, Shandricka	g	0-5	0-2	0-0	0	5	5	1	0	1	2	0	1	18
00	Crawford, Gabby		6-8	0-0	4-6	4	5	9	1	16	0	2	0	1	27
20	Matthews, Mahogany		1-3	0-0	0-0	2	0	2	1	2	0	1	0	2	17
21	Smith, Taylor		1-4	0-0	0-2	2	2	4	2	2	2	0	0	0	19
24	Dozier, Shannon		1-9	0-2	0-0	0	1	1	2	2	3	2	0	2	27
32	Kitchens, Iyanla		0-0	0-0	0-0	0	1	1	4	0	0	1	0	0	5
	Team					0	4	4							
	Totals		21-57	3-11	11-17	9	23	32	19	56	12	15	0	8	200

	1st	2nd	3rd	4th	Game	Deadball Rebounds
FG %	5-12 41.7%	3-16 18.8%	4-9 44.4%	9-20 45.0%	21-57 36.8%	
3FG %	2-3 66.7%	0-3 0.0%	0-1 0.0%	1-4 25.0%	3-11 27.3%	
FT %	1-1 100.0%	0-0 0.0%	6-8 75.0%	4-8 50.0%	11-17 64.7%	4

Officials: Tina Napier, Gina Cross, Bill Larance
Technical fouls: Tennessee-None. Ole Miss-None.
Attendance: 1308

Score by periods	1st	2nd	3rd	4th	Total
Tennessee	23	20	21	17	**81**
Ole Miss	13	6	14	23	**56**

Points	In Paint	Off T/O	2nd Chance	Fast Break	Bench
UT	28	22	8	14	17
OM	26	12	11	0	22

Last FG - UT 4th-00:49, OM 4th-02:53.
Largest lead - UT by 35 3rd-02:48, OM by 5 1st-08:09.
UT led for 34:35. OM led for 03:46. Game was tied for 01:39.

Score tied - 1 time.
Lead changed - 3 times.

Official Basketball Box Score -- Game Totals -- Final Statistics
LSU vs Tennessee
03/07/19 12:02 pm at Greenville, S.C. (Bon Secours Arena)

LSU 66 • 16-13

##	Player		Total FG-FGA	3-Ptr FG-FGA	FT-FTA	Rebounds Off	Def	Tot	PF	TP	A	TO	Blk	Stl	Min
05	MITCHELL, Ayana	f	7-12	0-2	2-4	6	5	11	0	16	0	3	0	2	38
24	AIFUWA, Faustine	c	8-13	0-0	0-0	1	3	4	2	16	1	2	2	0	33
01	CHERRY, Jailin	g	0-7	0-3	0-0	0	0	0	3	0	3	0	0	0	16
02	NORTON, Shanice	g	2-4	0-0	0-0	2	0	2	4	4	2	0	0	0	24
03	POINTER, Khayla	g	7-15	1-1	6-8	2	3	5	3	21	5	6	0	1	35
12	BROOKS, Mercedes		1-3	1-3	0-0	0	0	0	0	3	1	0	0	1	15
13	RICHARD-HARRIS, J.		1-2	1-2	0-0	0	1	1	1	3	1	1	0	0	13
14	ASHMAN, LaToya		0-0	0-0	1-2	0	1	1	0	1	0	1	0	0	17
15	BIDIKUINDILA, Y.		0-0	0-0	0-0	0	0	0	0	0	0	0	0	1	5
23	SEAY, Karli		1-1	0-0	0-0	0	0	0	0	2	0	0	0	1	4
	Team					3	1	4				1			
	Totals		27-57	3-11	9-14	14	14	28	13	66	13	14	2	6	200

	1st	2nd	3rd	4th	Game	Deadball Rebounds
FG %	5-14 35.7%	8-11 72.7%	6-13 46.2%	8-19 42.1%	27-57 47.4%	
3FG %	0-3 0.0%	3-4 75.0%	0-1 0.0%	0-3 0.0%	3-11 27.3%	
FT %	4-6 66.7%	2-4 50.0%	2-2 100.0%	1-2 50.0%	9-14 64.3%	3

Tennessee 69 • 19-11

##	Player		Total FG-FGA	3-Ptr FG-FGA	FT-FTA	Rebounds Off	Def	Tot	PF	TP	A	TO	Blk	Stl	Min
04	Collins,Mimi	f	4-6	0-1	2-2	3	0	3	3	10	0	3	1	0	21
15	Green,Cheridene	f	3-4	0-0	1-2	2	7	9	3	7	2	2	0	1	31
00	Davis,Rennia	g	6-11	2-3	5-6	2	0	2	4	19	3	2	0	0	27
02	Westbrook,Evina	g	9-14	1-2	1-1	0	2	2	3	20	1	2	0	0	28
10	Jackson,Meme	g	4-9	1-3	0-0	2	5	7	1	9	2	4	0	2	38
11	Kushkituah,Kasiyahna		1-3	0-0	0-1	1	1	2	1	2	0	0	1	0	10
12	Burrell,Rae		0-4	0-0	0-0	1	0	1	1	0	0	1	0	0	12
13	Massengill,Jazmine		0-2	0-0	0-0	0	0	0	0	0	0	1	0	0	14
14	Green,Zaay		1-4	0-1	0-0	0	1	1	1	2	2	1	0	0	19
	Team					3	1	4				1			
	Totals		28-57	4-10	9-12	14	17	31	17	69	10	17	2	3	200

	1st	2nd	3rd	4th	Game	Deadball Rebounds
FG %	6-15 40.0%	6-15 40.0%	8-13 61.5%	8-14 57.1%	28-57 49.1%	
3FG %	2-6 33.3%	1-2 50.0%	0-1 0.0%	1-1 100.0%	4-10 40.0%	
FT %	1-2 50.0%	0-1 0.0%	3-3 100.0%	5-6 83.3%	9-12 75.0%	4,1

Officials: Denise Brooks, Bryan Enterline, Roy Gulbeyan
Technical fouls: LSU-None. Tennessee-None.
Attendance: 3215

Score by periods	1st	2nd	3rd	4th	Total
LSU	14	21	14	17	**66**
Tennessee	15	13	19	22	**69**

Points	In Paint	Off T/O	2nd Chance	Fast Break	Bench
LSU	36	21	14	0	9
UT	34	16	14	4	4

Last FG - LSU 4th-00:15, UT 4th-00:41.
Largest lead - LSU by 7 2nd-00:16, UT by 6 4th-01:50.
LSU led for 24:45. UT led for 10:39. Game was tied for 04:06.

Score tied - 6 times.
Lead changed - 11 times.

Official Basketball Box Score -- Game Totals -- Final Statistics
Tennessee vs Mississippi State
03/08/19 12:03 p.m. at Bon Secours Arena (Greenville, S.C.)

Tennessee 68 • 19-12

##	Player		Total FG-FGA	3-Ptr FG-FGA	FT-FTA	Rebounds Off	Def	Tot	PF	TP	A	TO	Blk	Stl	Min
04	Collins,Mimi	f	1-1	1-1	0-0	0	0	0	4	3	0	1	0	1	14
15	Green,Cheridene	f	2-4	0-0	4-4	2	5	7	3	8	1	3	0	2	34
00	Davis,Rennia	g	5-14	2-6	4-4	2	6	8	1	16	2	4	0	0	40
02	Westbrook,Evina	g	8-15	2-4	1-1	1	3	4	3	19	6	6	0	1	38
10	Jackson,Meme	g	5-9	3-4	0-0	1	1	2	2	13	1	6	0	0	26
11	Kushkituah,Kasiyahna		0-0	0-0	0-0	0	1	1	1	0	0	1	0	0	6
12	Burrell,Rae		2-4	0-0	0-0	2	1	3	1	4	0	1	2	0	14
13	Massengill,Jazmine		1-2	0-0	0-0	1	1	2	0	2	1	0	1	0	4
14	Green,Zaay		1-5	1-4	0-0	0	0	0	5	3	2	3	0	0	24
	Team					2	3	5				1			
	Totals		25-54	9-19	9-9	11	21	32	20	68	13	26	3	4	200

	1st	2nd	3rd	4th	Game	Deadball Rebounds
FG %	8-15 53.3%	4-14 28.6%	8-12 66.7%	5-13 38.5%	25-54 46.3%	
3FG %	5-8 62.5%	1-4 25.0%	2-4 50.0%	1-3 33.3%	9-19 47.4%	
FT %	2-2 100.0%	0-0 0.0%	1-1 100.0%	6-6 100.0%	9-9 100.0%	1,1

Mississippi State 83 • 28-2

##	Player		Total FG-FGA	3-Ptr FG-FGA	FT-FTA	Rebounds Off	Def	Tot	PF	TP	A	TO	Blk	Stl	Min
05	Anriel Howard	f	11-15	1-2	3-5	1	3	4	5	26	0	2	0	1	40-
15	Teaira McCowan	c	5-8	0-0	7-8	5	8	13	2	17	0	2	1	1	36
02	Andra Espinoza-Hunte	g	1-5	0-4	0-0	0	0	0	1	2	1	3	0	0	17
10	Jazzmun Holmes	g	6-11	0-0	4-4	2	3	5	4	16	2	0	0	5	39
24	Jordan Danberry	g	3-13	0-0	1-2	1	2	3	1	7	4	1	1	2	36
01	Myah Taylor		0-0	0-0	1-2	0	0	0	0	1	0	0	0	0	1
04	Jessika Carter		1-1	0-0	0-0	1	0	1	0	2	0	0	0	0	5
11	Xaria Wiggins		0-0	0-0	0-0	0	0	0	0	0	0	0	0	0	1
23	Bre'Amber Scott		5-10	1-3	1-2	0	0	0	3	12	1	2	1	0	25
25	Zion Campbell		0-0	0-0	0-0	0	0	0	0	0	0	0	0	0	0+
55	Chloe Bibby		0-0	0-0	0-0	0	0	0	0	0	0	0	0	0	0+
	Team					3	1	4				1			
	Totals		32-63	2-9	17-23	13	17	30	16	83	8	11	3	9	200

	1st	2nd	3rd	4th	Game	Deadball Rebounds
FG %	6-17 35.3%	10-20 50.0%	7-12 58.3%	9-14 64.3%	32-63 50.8%	
3FG %	0-2 0.0%	2-5 40.0%	0-1 0.0%	0-1 0.0%	2-9 22.2%	
FT %	5-7 71.4%	4-4 100.0%	7-10 70.0%	1-2 50.0%	17-23 73.9%	2

Officials: GINA CROSS, LUIS GONZALEZ, PUALANI SPURLOCK
Technical fouls: Tennessee-None. Mississippi State-None.
Attendance: 4431

Score by periods	1st	2nd	3rd	4th	Total
Tennessee	23	9	19	17	**68**
Mississippi State	17	26	21	19	**83**

Points	In Paint	Off T/O	2nd Chance	Fast Break	Bench
UT	24	6	16	0	9
MS	48	30	13	2	15

Last FG - UT 4th-00:05, MS 4th-02:36.
Largest lead - UT by 6 1st-00:10, MS by 23 4th-02:36.
UT led for 05:53. MS led for 31:23. Game was tied for 02:43.

Score tied - 5 times.
Lead changed - 6 times.



NCAA

HISTORY

FIRST & SECOND ROUNDS

Lady Volunteers

LADY VOLS IN THE NCAA TOURNAMENT

LOU BROWN'S CAREER NCAA TOURNAMENT STATS

Opponent	GP	GS	Min	FG	FGA	Pct	3FG	FGA	Pct	FT	FTA	Pct	Off	Def	Tot	Avg	PF-FO	A	TO	Blk	Stl	Pts	Avg
2019	**Injured - Will Not Play**																						

RAE BURRELL'S CAREER NCAA TOURNAMENT STATS

Opponent	GP	GS	Min	FG	FGA	Pct	3FG	FGA	Pct	FT	FTA	Pct	Off	Def	Tot	Avg	PF-FO	A	TO	Blk	Stl	Pts	Avg
2019	**First NCAA Tournament**																						

MIMI COLLINS' CAREER NCAA TOURNAMENT STATS

Opponent	GP	GS	Min	FG	FGA	Pct	3FG	FGA	Pct	FT	FTA	Pct	Off	Def	Tot	Avg	PF-FO	A	TO	Blk	Stl	Pts	Avg
2019	**First NCAA Tournament**																						

RENNIA DAVIS' CAREER NCAA TOURNAMENT STATS

Opponent	GP	GS	Min	FG	FGA	Pct	3FG	FGA	Pct	FT	FTA	Pct	Off	Def	Tot	Avg	PF-FO	A	TO	Blk	Stl	Pts	Avg
Liberty	1	1	28	7	10	.700	0	3	.000	4	4	1.000	0	11	11	11.0	1-0	3	1	0	1	18	18.0
Oregon State	1	1	40	2	11	.182	1	5	.200	2	2	1.000	4	7	11	11.0	2-0	0	0	0	0	7	12.5
2018	**2**	**2**	**68**	**9**	**21**	**.429**	**1**	**8**	**.125**	**6**	**6**	**1.000**	**4**	**18**	**22**	**11.0**	**3-0**	**3**	**1**	**0**	**1**	**25**	**12.5**
Career	**2**	**2**	**68**	**9**	**21**	**.429**	**1**	**8**	**.125**	**6**	**6**	**1.000**	**4**	**18**	**22**	**11.0**	**3-0**	**3**	**1**	**0**	**1**	**25**	**12.5**

CHERIDENE GREEN'S CAREER NCAA TOURNAMENT STATS

Opponent	GP	GS	Min	FG	FGA	Pct	3FG	FGA	Pct	FT	FTA	Pct	Off	Def	Tot	Avg	PF-FO	A	TO	Blk	Stl	Pts	Avg
2017	**Redshirted**																						
Liberty	1	0	26	5	7	.714	0	0	.000	5	8	.625	4	8	12	12.0	2-0	0	0	1	2	15	15.0
Oregon State	1	0	8	0	0	.000	0	0	.000	0	0	.000	1	0	1	6.5	1-0	0	1	0	0	0	7.5
2018	**2**	**0**	**34**	**5**	**7**	**.714**	**0**	**0**	**.000**	**5**	**8**	**.625**	**5**	**8**	**13**	**6.5**	**3-0**	**0**	**1**	**1**	**2**	**15**	**7.5**
Career	**2**	**0**	**34**	**5**	**7**	**.714**	**0**	**0**	**.000**	**5**	**8**	**.625**	**5**	**8**	**13**	**6.5**	**3-0**	**0**	**1**	**1**	**2**	**15**	**7.5**

ZAAY GREEN'S CAREER NCAA TOURNAMENT STATS

Opponent	GP	GS	Min	FG	FGA	Pct	3FG	FGA	Pct	FT	FTA	Pct	Off	Def	Tot	Avg	PF-FO	A	TO	Blk	Stl	Pts	Avg
2019	**First NCAA Tournament**																						

KAMERA HARRIS' CAREER NCAA TOURNAMENT STATS

Opponent	GP	GS	Min	FG	FGA	Pct	3FG	FGA	Pct	FT	FTA	Pct	Off	Def	Tot	Avg	PF-FO	A	TO	Blk	Stl	Pts	Avg
2017	**Did Not Play During NCAA Tournament**																						
Liberty	1	0	6	1	2	.500	0	0	.000	0	0	.000	0	1	1	1.0	0-0	0	1	0	0	2	2.0
2018	**1**	**0**	**6**	**1**	**2**	**.500**	**0**	**0**	**.000**	**0**	**0**	**.000**	**0**	**1**	**1**	**1.0**	**0-0**	**0**	**1**	**0**	**0**	**2**	**2.0**
Career	**1**	**0**	**6**	**1**	**2**	**.500**	**0**	**0**	**.000**	**0**	**0**	**.000**	**0**	**1**	**1**	**1.0**	**0-0**	**0**	**1**	**0**	**0**	**2**	**2.0**

MEME JACKSON'S CAREER NCAA TOURNAMENT STATS

Opponent	GP	GS	Min	FG	FGA	Pct	3FG	FGA	Pct	FT	FTA	Pct	Off	Def	Tot	Avg	PF-FO	A	TO	Blk	Stl	Pts	Avg
Green Bay	1	0	4	0	0	.000	0	0	.000	0	0	.000	0	0	0	0.0	0-0	0	0	0	0	0	0.0
Arizona St.	1	0	1	0	0	.000	0	0	.000	0	0	.000	0	0	0	0.0	0-0	0	0	0	0	0	0.0
Syracuse	1	0	7	1	2	.500	0	1	.000	0	0	.000	0	0	0	0.0	1-0	1	1	0	0	2	2.0
2016	**3**	**0**	**12**	**1**	**2**	**.500**	**0**	**1**	**.000**	**0**	**0**	**.000**	**0**	**0**	**0**	**0.0**	**1-0**	**1**	**1**	**0**	**0**	**2**	**0.7**
Dayton	1	0	16	1	4	.250	0	1	.000	0	0	.000	0	1	1	1.0	2-0	0	2	2	1	2	2.0
Louisville	1	0	20	1	6	.167	1	5	.200	0	2	.000	0	2	2	2.0	4-0	0	1	0	0	3	3.0
2017	**2**	**0**	**36**	**2**	**10**	**.200**	**1**	**6**	**.167**	**0**	**2**	**.000**	**0**	**3**	**3**	**1.5**	**6-0**	**0**	**3**	**2**	**1**	**5**	**2.5**
2018	**2**	**2**	**59**	**6**	**19**	**.316**	**5**	**13**	**.385**	**2**	**2**	**1.000**	**3**	**1**	**4**	**2.0**	**7-0**	**5**	**3**	**0**	**2**	**19**	**9.5**
Career	**7**	**2**	**107**	**9**	**31**	**.290**	**6**	**20**	**.300**	**2**	**4**	**.500**	**3**	**4**	**7**	**1.0**	**14-0**	**6**	**7**	**2**	**3**	**26**	**3.7**

KASIYAHNA KUSHKITUAH'S CAREER NCAA TOURNAMENT STATS

Opponent	GP	GS	Min	FG	FGA	Pct	3FG	FGA	Pct	FT	FTA	Pct	Off	Def	Tot	Avg	PF-FO	A	TO	Blk	Stl	Pts	Avg
Liberty	1	0	15	5	6	.833	0	0	.000	0	2	.000	0	0	0	0.0	2-0	0	0	0	0	10	10.0
2018	**1**	**0**	**15**	**5**	**6**	**.833**	**0**	**0**	**.000**	**0**	**2**	**.000**	**0**	**0**	**0**	**0.0**	**2-0**	**0**	**0**	**0**	**0**	**10**	**10.0**
Career	**1**	**0**	**15**	**5**	**6**	**.833**	**0**	**0**	**.000**	**0**	**2**	**.000**	**0**	**0**	**0**	**0.0**	**2-0**	**0**	**0**	**0**	**0**	**10**	**10.0**

JAZMINE MASSENGILL'S CAREER NCAA TOURNAMENT STATS

Opponent	GP	GS	Min	FG	FGA	Pct	3FG	FGA	Pct	FT	FTA	Pct	Off	Def	Tot	Avg	PF-FO	A	TO	Blk	Stl	Pts	Avg
2019	**First NCAA Tournament**																						

EVINA WESTBROOK'S CAREER NCAA TOURNAMENT STATS

Opponent	GP	GS	Min	FG	FGA	Pct	3FG	FGA	Pct	FT	FTA	Pct	Off	Def	Tot	Avg	PF-FO	A	TO	Blk	Stl	Pts	Avg
Liberty	1	1	22	6	9	.667	0	1	.000	0	5	.000	1	2	3	3.0	3-0	6	6	2	0	12	12.0
Oregon State	1	1	23	2	7	.286	0	1	.000	0	0	.000	1	1	2	2.5	3-0	3	0	0	2	4	8.0
2018	**2**	**2**	**45**	**8**	**16**	**.500**	**0**	**2**	**.000**	**0**	**5**	**.000**	**2**	**3**	**5**	**2.5**	**6-0**	**9**	**6**	**2**	**2**	**16**	**8.0**
Career	**2**	**2**	**45**	**8**	**16**	**.500**	**0**	**2**	**.000**	**0**	**5**	**.000**	**2**	**3**	**5**	**2.5**	**6-0**	**9**	**6**	**2**	**2**	**16**	**8.0**

TENNESSEE NCAA TOURNAMENT STATISTICS

2018 - 2 games	FG-FGA	PCT	3FG-3FGA	PCT	FT-FTA	PCT	REB-AVG	PF	PTS-AVG	AS	TO	BK	ST
UT	61-131	.466	9-34	.265	28-46	.609	84-42.0	35	159-79.5	37	26	5	18
OPP	44-112	.393	11-40	.275	27-36	.750	66-33.0	39	126-63.0	25	34	4	11
2017 - 2 games	FG-FGA	PCT	3FG-3FGA	PCT	FT-FTA	PCT	REB-AVG	PF	PTS-AVG	AS	TO	BK	ST
UT	42-112	.375	5-23	.217	41-60	.683	86-43.0	30	130-65.0	20	22	8	10
OPP	50-131	.382	11-36	.306	21-30	.700	80-40.0	43	132-66.0	27	19	3	9
2016 - 4 games	FG-FGA	PCT	3FG-3FGA	PCT	FT-FTA	PCT	REB-AVG	PF	PTS-AVG	AS	TO	BK	ST
UT	105-234	.449	12-45	.267	57-74	.770	173-43.2	63	279-69.8	60	61	10	20
OPP	97-255	.380	33-97	.340	41-54	.759	130-32.5	79	268-67.0	44	38	8	38
2015 - 4 games	FG-FGA	PCT	3FG-3FGA	PCT	FT-FTA	PCT	REB-AVG	PF	PTS-AVG	AS	TO	BK	ST
UT	98-268	.366	20-67	.299	54-68	.794	175-43.8	61	270-67.5	51	48	13	26
OPP	97-229	.424	22-59	.373	39-52	.750	141-35.2	66	255-63.8	46	55	21	23
2014 - 3 games	FG-FGA	PCT	3FG-3FGA	PCT	FT-FTA	PCT	REB-AVG	PF	PTS-AVG	AS	TO	BK	ST
UT	68-168	.405	9-26	.346	54-70	.771	127-42.3	46	199-66.3	35	49	13	23
OPP	65-177	.367	11-47	.234	29-46	.630	104-34.7	66	170-56.7	36	48	2	25
2013 - 4 games	FG-FGA	PCT	3FG-3FGA	PCT	FT-FTA	PCT	REB-AVG	PF	PTS-AVG	AS	TO	BK	ST
UT	109-244	.447	21-66	.318	64-86	.744	162-40.5	63	303-75.8	55	61	19	45
OPP	92-263	.350	24-97	.247	51-65	.785	162-40.5	65	259-64.8	36	71	14	27
2012 - 4 games	FG-FGA	PCT	3FG-3FGA	PCT	FT-FTA	PCT	REB-AVG	PF	PTS-AVG	AS	TO	BK	ST
UT	102-271	.376	23-83	.277	50-64	.781	191-47.8	51	277-69.3	50	47	18	28
OPP	96-258	.372	19-66	.288	36-46	.783	149-37.3	54	247-61.2	49	44	18	22
2011 - 4 games	FG-FGA	PCT	3FG-3FGA	PCT	FT-FTA	PCT	REB-AVG	PF	PTS-AVG	AS	TO	BK	ST
UT	127-272	.467	20-59	.339	48-76	.632	195-48.4	54	322-80.5	63	46	21	26
OPP	95-251	.378	23-69	.333	39-52	.750	128-32.0	68	252-63.0	52	53	14	22
2010 - 3 games	FG-FGA	PCT	3FG-3FGA	PCT	FT-FTA	PCT	REB-AVG	PF	PTS-AVG	AS	TO	BK	ST
UT	97-219	.443	16-46	.348	19-40	.475	133-44.3	47	229-76.3	51	30	18	21
OPP	69-171	.404	10-34	.294	35-44	.795	106-35.3	41	183-61.0	31	47	21	12
2009 - 1 game	FG-FGA	PCT	3FG-3FGA	PCT	FT-FTA	PCT	REB-AVG	PF	PTS-AVG	AS	TO	BK	ST
UT	23-66	.348	2-18	.111	7-11	.636	44-44.0	16	55-55.0	15	16	4	5
OPP	24-54	.444	7-19	.368	16-20	.800	34-34.0	12	71-71.0	7	13	1	7
2008 - 6 games	FG-FGA	PCT	3FG-3FGA	PCT	FT-FTA	PCT	REB-AVG	PF	PTS-AVG	AS	TO	BK	ST
UT	150-362	.414	29-86	.337	81-118	.686	245-40.8	98	410-68.3	74	89	29	64
OPP	120-323	.372	17-65	.262	53-90	.589	206-34.3	108	310-51.7	57	119	15	45
2007 - 6 games	FG-FGA	PCT	3FG-3FGA	PCT	FT-FTA	PCT	REB-AVG	PF	PTS-AVG	AS	TO	BK	ST
UT	154-353	.436	27-81	.333	87-121	.719	242-40.3	84	422-70.3	83	78	31	57
OPP	109-315	.346	18-75	.240	59-80	.738	190-31.7	104	295-49.2	54	109	15	32
2006 - 4 games	FG-FGA	PCT	3FG-3FGA	PCT	FT-FTA	PCT	REB-AVG	PF	PTS-AVG	AS	TO	BK	ST
UT	108-233	.464	21-62	.339	70-95	.737	159-39.8	59	307-76.8	68	68	30	37
OPP	95-240	.396	19-55	.345	42-53	.792	131-32.8	81	251-62.8	56	65	13	36
2005 - 5 games	FG-FGA	PCT	3FG-3FGA	PCT	FT-FTA	PCT	REB-AVG	PF	PTS-AVG	AS	TO	BK	ST
UT	131-310	.423	24-60	.400	81-116	.698	226-45.2	84	367-73.4	63	81	27	56
OPP	98-286	.343	19-77	.247	58-80	.725	173-34.6	97	273-54.6	44	97	15	55
2004 - 6 games	FG-FGA	PCT	3FG-3FGA	PCT	FT-FTA	PCT	REB-AVG	PF	PTS-AVG	AS	TO	BK	ST
UT	154-365	.422	23-73	.315	71-100	.710	255-42.5	90	402-67.0	77	81	24	37
OPP	134-357	.375	27-84	.321	67-94	.713	206-34.3	91	362-60.3	63	74	21	50
2003 - 6 games	FG-FGA	PCT	3FG-3FGA	PCT	FT-FTA	PCT	REB-AVG	PF	PTS-AVG	AS	TO	BK	ST
UT	171-361	.474	32-86	.372	95-128	.742	267-44.5	73	469-78.2	86	77	25	50
OPP	126-355	.355	36-109	.330	42-53	.792	173-28.8	107	330-55.0	61	85	16	33
2002 - 5 games	FG-FGA	PCT	3FG-3FGA	PCT	FT-FTA	PCT	REB-AVG	PF	PTS-AVG	AS	TO	BK	ST
UT	134-332	.404	19-58	.328	91-115	.791	219-43.8	91	378-75.6	69	62	22	47
OPP	114-288	.396	28-91	.308	61-89	.685	180-36.0	91	317-63.4	64	83	31	28
2001 - 3 games	FG-FGA	PCT	3FG-3FGA	PCT	FT-FTA	PCT	REB-AVG	PF	PTS-AVG	AS	TO	BK	ST
UT	84-200	.420	16-46	.348	53-67	.791	146-48.7	53	237-79.0	47	45	13	22
OPP	72-184	.391	17-64	.266	32-47	.681	95-31.7	51	193-64.3	35	41	9	26
2000 - 6 games	FG-FGA	PCT	3FG-3FGA	PCT	FT-FTA	PCT	REB-AVG	PF	PTS-AVG	AS	TO	BK	ST
UT	141-342	.412	24-64	.375	109-154	.708	251-41.8	93	415-69.2	74	99	28	61
OPP	129-344	.375	18-75	.240	47-79	.595	204-34.0	133	323-53.8	76	121	20	47
1999 – 4 games	FG-FGA	PCT	3FG-3FGA	PCT	FT-FTA	PCT	REB-AVG	PF	PTS-AVG	AS	TO	BK	ST
UT	134-284	.472	12-38	.316	53-85	.624	166-41.5	61	333-83.3	51	49	15	51
OPP	87-210	.414	15-40	.375	48-65	.738	132-33.0	85	237-59.3	48	93	14	17
1998 – 6 games	FG-FGA	PCT	3FG-3FGA	PCT	FT-FTA	PCT	REB-AVG	PF	PTS-AVG	AS	TO	BK	ST
UT	196-427	.459	14-47	.298	125-175	.714	284-47.3	90	531-88.5	93	94	39	67
OPP	145-392	.370	27-81	.333	66-95	.695	234-39.0	136	383-63.8	64	144	17	51
1997 – 6 games	FG-FGA	PCT	3FG-3FGA	PCT	FT-FTA	PCT	REB-AVG	PF	PTS-AVG	AS	TO	BK	ST
UT	179-352	.509	23-50	.460	100-144	.694	232-38.7	91	481-80.2	76	111	16	65
OPP	155-369	.420	26-92	.283	50-76	.658	194-32.3	114	386-64.3	80	124	11	63
1996 - 6 games	FG-FGA	PCT	3FG-FGA	PCT	FT-FTA	PCT	REB-AVG	PF	PTS-AVG	AS	TO	BK	ST
UT	198-418	.474	16- 40	.400	97- 144	.674	281-46.8	85	509-84.8	101	76	14	63
OPP	150-381	.394	30-105	.286	56- 81	.691	216-36.0	112	386-64.3	76	103	23	37
1995 - 6 games	FG-FGA	PCT	3FG-FGA	PCT	FT-FTA	PCT	REB-AVG	PF	PTS-AVG	AS	TO	BK	ST
UT	179-384	.466	15- 45	.333	97- 127	.764	280-46.7	86	470-78.3	115	90	16	53
OPP	139-371	.375	19- 69	.275	51- 81	.630	200-33.3	113	348-58.0	62	98	20	47
1994 - 3 games	FG-FGA	PCT	3FG-FGA	PCT	FT-FTA	PCT	REB-AVG	PF	PTS-AVG	AS	TO	BK	ST
UT	87-182	.478	10- 29	.344	73- 103	.708	137-45.6	49	257-85.6	47	44	7	39
OPP	72-165	.436	7- 20	.350	23- 43	.534	83 -27.6	74	174-58.0	31	56	3	17
1993 - 3 games	FG-FGA	PCT	3FG-FGA	PCT	FT-FTA	PCT	REB-AVG	PF	PTS-AVG	AS	TO	BK	ST
UT	83-204	.407	11-32	.348	42-67	.627	130-43.3	56	219-73.0	38	37	8	37
OPP	72-157	.459	7- 13	.538	41-56	.732	105-35.0	59	192-64.0	33	54	11	13
1992 - 2 games	FG-FGA	PCT	3FG-FGA	PCT	FT-FTA	PCT	REB-AVG	PF	PTS-AVG	AS	TO	BK	ST
UT	60-134	.448	10- 31	.323	37- 55	.673	87-43.5	47	167-83.5	27	33	0	22
OPP	47-105	.448	5- 11	.454	32- 52	.615	70-35.0	48	131-65.5	19	46	8	15
1991 - 5 games	FG-FGA	PCT	3FG-FGA	PCT	FT-FTA	PCT	REB-AVG	PF	PTS-AVG	AS	TO	BK	ST
UT	117-287	.408	12-35	.343	84-135	.622	224-44.8	100	330-66	57	90	17	39
OPP	114-286	.399	14-40	.350	58-89	.652	175-35.0	112	300-60	47	84	21	36
1990 - 3 games	FG-FGA	PCT	3FG-FGA	PCT	FT-FTA	PCT	REB-AVG	PF	PTS-AVG	AS	TO	BK	ST
UT	91-199	.457	1-10	.100	59-96	.615	137-45.7	57	242-80.7	39	51	5	35
OPP	76-170	.447	11-29	.379	46-67	.687	109-36.3	72	209-69.7	32	68	12	22
1989 - 5 games	FG-FGA	PCT	3FG-FGA	PCT	FT-FTA	PCT	REB-AVG	PF	PTS-AVG	AS	TO	BK	ST
UT	156-322	.484	0-2	.000	106-141	.752	221-44.2	64	418-83.6	78	83	16	53
OPP	132-317	.416	10-40	.250	39-55	.709	156-31.2	116	313-62.6	53	104	8	36
1988 - 4 games	FG-FGA	PCT	3FG-FGA	PCT	FT-FTA	PCT	REB-AVG	PF	PTS-AVG	AS	TO	BK	ST
UT	122-241	.506	2-10	.200	63-79	.797	160-40.0	72	309-77.3	55	71	15	32
OPP	110-263	.418	4-20	.200	38-59	.644	142-35.5	72	262-65.5	48	78	6	38
1987 - 5 games	FG-FGA	PCT	3FG-FGA	PCT	FT-FTA	PCT	REB-AVG	PF	PTS-AVG	AS	TO	BK	ST

UT	146-305	.479			89-125	.712	229-45.8	104	379-75.8	90	83	13	42
OPP	112-300	.373			62-112	.554	176-35.2	111	286-57.2	48	92	20	32
1986 - 4 games	**FG-FGA**	**PCT**	**3FG-FGA**	**PCT**	**FT-FTA**	**PCT**	**REB-AVG**	**PF**	**PTS-AVG**	**AS**	**TO**	**BK**	**ST**
UT	121-274	.442			42-78	.538	170-42.5	80	284-71.0	69	59	6	23
OPP	118-254	.465			62-85	.729	156-39.0	77	298-74.5	49	63	18	27
1985 - 2 games	**FG-FGA**	**PCT**	**3FG-FGA**	**PCT**	**FT-FTA**	**PCT**	**REB-AVG**	**PF**	**PTS-AVG**	**AS**	**TO**	**BK**	**ST**
UT	47-115	.409			31-42	.738	86-43.0	48	125-62.5	18	39	7	12
OPP	45-103	.437			38-55	.509	70-35.0	36	118-59.0	20	43	6	21
1984 - 5 games	**FG-FGA**	**PCT**	**3FG-FGA**	**PCT**	**FT-FTA**	**PCT**	**REB-AVG**	**PF**	**PTS-AVG**	**AS**	**TO**	**BK**	**ST**
UT	138-299	.462			75-106	.708	220-44.0	91	351-70.2	73	85	5	38
OPP	126-316	.399			64-86	.744	167-33.4	97	316-63.2	35	79	20	31
1983 - 3 games	**FG-FGA**	**PCT**	**3FG-FGA**	**PCT**	**FT-FTA**	**PCT**	**REB-AVG**	**PF**	**PTS-AVG**	**AS**	**TO**	**BK**	**ST**
UT	91-188	.484			57-83	.687	153-51.0	75	239-79.7	41	62	7	27
OPP	79-203	.389			43-70	.614	101-33.7	74	201-67.0	24	60	8	28
1982 - 4 games	**FG-FGA**	**PCT**	**3FG-FGA**	**PCT**	**FT-FTA**	**PCT**	**REB-AVG**	**PF**	**PTS-AVG**	**AS**	**TO**	**BK**	**ST**
UT	105-220	.477			77-99	.778	147-36.8	81	287-71.8	53	82	10	40
OPP	109-253	.431			60-89	.674	157-39.3	88	278-69.5	30	81	15	38
1982-2018 - 154 games	**FG-FGA**	**PCT**	**3FG-FGA**	**PCT**	**FT-FTA**	**PCT**	**REB-AVG**	**PF**	**PTS-AVG**	**AS**	**TO**	**BK**	**ST**
UT	**4309-9678**	**.445**	**478-1452**	**.329**	**2467-3493**	**.706**	**6724-43.7**	**2528**	**11,561-75.1**	**2198**	**2325**	**574**	**1391**
OPP	3614-9208	.392	545-1819	.300	1672-2426	.689	5301-34.4	2992	9,435-61.3	1662	2686	502	1117

LADY VOL NCAA TOURNAMENT RECORDS

INDIVIDUAL RECORDS

MOST FG: 15, Chamique Holdsclaw, Boston College, 3-15-99, Second Round, UT 89-62

MOST FGA: 27, Candace Parker, LSU, 4-6-08, Semifinal, UT 47-46; Chamique Holdsclaw, W.Kentucky, 3-16-98, Second Round, UT 82-62

FG% (min. 10 att): .827 (14-17), Dana Johnson, Fla. A&M, 3-16-95, First Round, UT 96-59

MOST 3pt FG: 5, Shanna Zolman, Rutgers, 3-26-06, CRS, UT 76-69 and Army, 3-19-06, First Round, UT 102-54 and Western Carolina, 3-20-05, First Round, UT 94-43

MOST 3pt FGA: 13, Shanna Zolman, George Washington, 3-21-06, Second Round, UT 66-53

3pt FG%: .800 (4-5), Kellie Jolly, La. Tech, 3-29-98, Championship, UT 93-75; Shanna Zolman, DePaul, 3-22-04, Second Round, UT 79-59; Angie Bjorklund, Stetson, 3-19-11, UT 99-34

MOST FT: 17, Bridgette Gordon, Long Beach St., 3-25-89, ERC, UT 94-80

MOST FTA: 20, Bridgette Gordon, Long Beach St., 3-25-89, ERC, UT 94-80

FT%: 1.000 (8-8), Cierra Burdick, Gonzaga, 3-28-15, SRS, UT 79-69 OT; Kristen "Ace" Clement, St. Mary's, 3-18-01, Second Round, UT 92-75

MOST REBOUNDS: 22, Daedra Charles, SW Missouri, 3-16-91, Second Round, UT 55-47

MOST POINTS: 39, Chamique Holdsclaw, Boston College, 3-15-99, Second Round, UT 89-62

MOST ASSISTS: 12, Dawn Marsh, Georgia, 3-20-86, MERC, UT 85-82

MOST BLOCKS: 7, Michelle Snow, Rutgers, 3-31-00, Semifinal, UT 64-54

MOST STEALS: 8, Alexis Hornbuckle, Purdue 3-25-08, Second Round, UT 78-52

TEAM RECORDS

MOST FG: 44, Appalachian St., 3-13-99, First Round, UT 113-54

MOST FGA: 84, Radford, 3-16-96, First Round, UT 97-56

BEST FG%: ..617 (37-60), Liberty, 3-16-18, First Round, UT 100-60

MOST 3pt FG: 12, Oral Roberts, 3-23-08, First Round, UT 94-55

MOST 3pt FGA: 29, Oral Roberts, 3-23-08, First Round, UT 94-55

BEST 3pt FG%: .800 (4-5), Florida A&M, 3-16-95, First Round, UT 95-69

MOST FT: 38, Long Beach St., 3-25-89, ERC, UT 94-80

MOST FTA: 48, Long Beach St., 3-25-89, ERC, UT 94-80

BEST FT%: 1.000 (9-9), USC, 4-1-84, Championship, USC 72-61

MOST REBOUNDS: 64, South Carolina St., 3-19-83, First Round, UT 86-51

MOST FOULS: 30, Mississippi, 3-22-85, MERS, Mississippi, 63-60

MOST POINTS: 113, Appalachian St., 3-13-99, First Round, UT 113-54

MOST ASSISTS: 31, Florida A&M, 3-16-95, First Round, UT 96-59

MOST TURNOVERS: 29, Grambling St., 3-17-97, First Round, UT 91-54

MOST BLOCKS: 12, Colgate, 3-20-04, First Round, UT 77-54

MOST STEALS: 23, Radford, 3-16-96, First Round, UT 97-56

FEWEST FG: 13, Rutgers, 3-29-05, PRC, UT 59-49

FEWEST FGA: 41, Texas A&M, 4-1-08, OKCC, UT 53-45

LOWEST FG%: .270 (17-63), North Carolina, Semifinal, 4-1-07 UT 56-50

FEWEST 3pt FG: 0, against 14 opponents

FEWEST 3pt FGA: 0, against four opponents

LOWEST 3pt FG%: .000, against 14 opponents

FEWEST FT: 0, Maryland, 3-30-15, SRC, UM 58-48

FEWEST FTA: 1, Maryland, 3-30-15, SRC, UM 58-48

LOWEST FT%: .0-0 (0-1), Maryland, 3-30-15, SRC, UM 58-48

FEWEST REBOUNDS: 29, Rutgers, 3-26-06, CRS, UT 76-69; Old Dominion, 3-30-97, Championship, UT 68-59; Creighton, 3-25-13, Second Round, UT 68-52

FEWEST FOULS: 5, Villanova, 3-31-03, MERC, UT 73-49

FEWEST POINTS: 46, La. Tech, 3-26-82, Semifinal, La. Tech 69-46

FEWEST ASSISTS: 4, LSU, 4-4-04, Semifinals, UT 52-50

FEWEST TURNOVERS: 5, Villanova, 3-31-03, MERC, UT 73-49

FEWEST BLOCKS: 0, against 17 opponents

FEWEST STEALS: 2, Stanford, 3-30-91, Semifinal, UT 68-60

OPPONENT NCAA TOURNAMENT RECORDS

INDIVIDUAL RECORDS

MOST FG: 14, Alyssa Thomas, Maryland, 3-30-14, LR, UM 73-62; Nicole Powell, Stanford, 3-30-04, MWRC, UT 62-60; Tanya Hansen, Rutgers, 3-21-92, Second Round, UT 97-56

MOST FGA: 30, Cheryl Taylor, Tennessee Tech, 3-15-87, Second Round, UT 95-59

FG% (min. 10 att): .750 (9-12), Brooke Pahukoa, Boise State, 3-21-15, First Round, UT 72-61

MOST 3pt FG: 6, Brianna Butler, Syracuse, 3-27-16, SFRF, SYR 89-67; Sharon Wilkerson, Liberty, 3-14-98, Second Round, UT 102-58

MOST 3pt FGA: 18, Erin Thorn, Brigham Young, 3-23-02, MWRS, UT 68-57

3pt FG%: 1.000 (5-5), Mariya Moore, Louisville, 3-20-17, Second Round, Louisville 75-64

MOST FT: 12, Pam Kelly, Louisiana Tech, 3-26-82, Semifinal, La. Tech 69-46

MOST FTA: 14, Pam Kelly, Louisiana Tech, 3-26-82, Semifinal, La. Tech 69-46

FT%: 1.000 (9-9), Carolyn Jones, Auburn, 3-23-91, MWRC, UT 69-65

MOST REBOUNDS: 20, Sylvia Fowles, LSU, 4-6-08, Semifinal, UT 47-46

MOST POINTS: 37, Teresa Edwards, Georgia, 3-20-86, MERS, UT 85-82

MOST ASSISTS: 11, Corrie Mizusawa, St. Mary's, 3-18-01, Second Round, UT 92-75

MOST BLOCKS: 10, Brittney Griner, Baylor, 3-27-10, MRS, BU 77-62

MOST STEALS: 8, Tisha Penicheiro, Old Dominion, 3-30-97, Championship, UT 68-59

TEAM RECORDS

MOST FG: 35, Long Beach State, 3-25-89, ERC, UT 94-80

MOST FGA: 82, Cheyney State, 3-30-84, Semifinal, UT 82-73

BEST FG%: .536, Louisiana Tech, 3-24-94, MERS, Louisiana Tech 71-68

MOST 3pt FG: 14, Syracuse, 3-27-16, SFRF, Syracuse 89-67

MOST 3pt FGA: 30, Syracuse, 3-27-16, SFRF, Syracuse 89-67

BEST 3pt FG%: .533 (8-15), Baylor, 3-26-12, DMRC, Baylor 77-58

MOST FT: 28, Iowa, 3-27-93, MERC, Iowa 72-56

MOST FTA: 34, Iowa, 3-27-93, MERC, Iowa 72-56

BEST FT%: 1.000 (7-7), Penn State, 3-29-03, MWRS, UT 86-58

MOST REBOUNDS: 50, Oklahoma, 3-31-13, OKCRS, UT 74-59

MOST FOULS: 33, Long Beach State, 3-25-89, ERC, UT 94-80

MOST POINTS: **90, Southern California,** 3-21-82, MERC, UT 91-90

MOST ASSISTS: 22, North Carolina, 3-28-06, CRC, North Carolina 75-63

MOST TURNOVERS: 33, Appalachian State, 3-13-99, First Round, UT 113-54

MOST BLOCKS: 13, Baylor, 3-27-10, MRS, BU 77-62

MOST STEALS: 19, Virginia, 3-16-85, First Round, UT 65-55

FEWEST FG: 12, Drake, 3-18-07, First Round, UT 76-37; Stetson, 3-19-11, First Round, UT 99-34

FEWEST FGA: 45, Vanderbilt, 3-25-02, MWRC, UT 68-63

LOWEST FG%: .182 (12-66), Stetson, 3-19-11, First Round, UT 99-34

FEWEST 3pt FG: 0, (6 times)

FEWEST 3pt FGA: 0, Wake Forest, 3-19-88, Second Round, UT 94-66

LOWEST 3pt FG%: .000 (6 times)

FEWEST FT: 0, Villanova, 3-31-03, MERC, UT 73-49

FEWEST FTA: 1, Villanova, 3-31-03, MERC, UT 73-49

LOWEST FT%: .000 (0-1), Villanova, 3-31-03, MERC, UT 73-49

FEWEST REBOUNDS: 17, Villanova, 3-31-03, MERC, UT 73-49

FEWEST FOULS: 10, Maryland, 3-30-15, SRC, UM 58-48; Connecticut, 4-6-04, Championship, UConn 70-61

FEWEST POINTS: 34, Stetson, 3-19-11, First Round, UT 99-34

FEWEST ASSISTS: 2, Middle Tennessee State, 3-17-84, First Round, UT 70-52

FEWEST TURNOVERS: 7, Villanova, 3-31-03, MERC, UT 73-49

FEWEST BLOCKS: 0, (11 opponents)

FEWEST STEALS: 2, Baylor, 3-27-10, MRS, BU 77-62 ; 2, Drake, 3-18-07, First Round, UT 76-37; Boston College, 3-15-99, Second Round, UT 89-62

TENNESSEE IN THE POSTSEASON

YEAR-BY-YEAR /// LADY VOL 43-YEAR POSTSEASON RECORD

YEAR	AP RANKING	TEAMS PLAYED IN TOURNAMENT (AP RANKING)	RECORD	FINISH
1977	5th (28-5)	#2 Immaculata, #1 Delta St., #20 Kansas State, #17 Mich. St.	3-1	3rd AIAW
1978	1st (27-4)	#8 Valdosta St., #6 Maryland	0-2	4th SER
1979	3rd (30-9)	#6 UCLA, #2 La. Tech, #19 Fordham, #7 Rutgers	3-1	3rd AIAW
1980	2nd (33-5)	#1 ODU, #4 So. Carolina, #6 Maryland, #13 Kansas State	3-1	2nd AIAW
1981	2nd (25-6)	#1 La. Tech, #3 ODU, #8 Maryland, #15 Ill. St	3-1	2nd AIAW
1982	4th (22-10)	#1 La. Tech, #6 So. Cal, #17 Memphis St., Jackson St.	3-1	3rd NCAA
1983	10th (25-8)	#8 Georgia, #13 Ole Miss, South Carolina St.	2-1	2nd MER
1984	15th (23-10)	#5 So. Cal, #9 Cheyney, #3 Georgia, #12 Ala., MTSU	4-1	2nd NCAA
1985	13th (22-10)	#6 Ole Miss, UVA	1-1	3rd MER
1986	15th (24-10)	#3 So. Cal, #9 LSU, #2 Georgia, #14 Iowa	3-1	3rd NCAA
1987	7th (28-6)	#3 La. Tech, #4 Long Beach St., #2 Auburn, #11 UVA, Tenn. Tech	5-0	NCAA Champs
1988	1st (31-3)	#5 La. Tech, #10 UVA, #14 James Madison, Wake Forest	3-1	3rd NCAA
1989	1st (35-2)	#2 Auburn, #5 Maryland, #7 Long Beach St., UVA, #18 LaSalle	5-0	NCAA Champs
1990	4th (27-6	#12 UVA, NR Clemson, ODU	2-1	2nd ER
1991	4th (30-5)	#2 UVA, #11 Stanford, #6 Auburn, #10 W. Ky., S.W. Mo. St.	5-0	NCAA Champs
1992	2nd (28-3)	#15 Western Kentucky, Rutgers	1-1	3rd MER
1993	2nd (28-3)	#4 Iowa, #18 UNC, Northwestern	2-1	2nd MER
1994	1st (30-2)	#6 La. Tech, North Carolina A&T, Clemson	2-1	3rd MER
1995	3rd (34-3)	#1 UConn, #12 Ga., #5 Texas Tech, #8 W. Ky., Fla. Int., Fla. A&M	5-1	2nd NCAA
1996	1st (32-4)	#5 Ga., #2 UConn, #11 UVA, #20 Kansas, Ohio St., Radford	6-0	NCAA Champs
1997	10th (29-10)	#2 ODU, #15 N. Dame, #1 UConn, #18 Colo., Ore., Grambling	6-0	NCAA Champs
1998	1st (39-0)	#4 La. Tech, Ark., #7 UNC, Rutgers, # 15 W. Ky., Liberty	6-0	NCAA Champs
1999	2nd (31-3)	#10 Duke, #13 Virginia Tech, Boston College, Appalachian St.	3-1	2nd ER
2000	2nd (33-4)	#1 UConn, #8 Rutgers, #11 Texas Tech, #19 UVA, #21 Ariz., Furman	5-1	2nd NCAA
2001	3rd (31-3)	#12 Xavier, St. Mary's College, Austin Peay	2-1	3rd MER
2002	6th (29-5)	#1 UConn, #4 Vandy, Brigham Young, Notre Dame, Georgia State	4-1	3rd NCAA
2003	4th (33-5)	#1 UConn, #2 Duke, #11 Villanova, #15 Penn State, UVA, Alabama St.	5-1	2nd NCAA
2004	2nd (31-4)	#6 UConn, #19 LSU, #10 Stanford, #15 Baylor, #25 DePaul, Colgate	5-1	2nd NCAA
2005	3rd (30-5)	#7 Michigan State, #9 Rutgers, #14 Texas Tech, Purdue, W. Carolina	4-1	3rd NCAA
2006	6th (31-5)	#1 North Carolina, #9 Rutgers, George Washington, Army	3-1	2nd CR
2007	3rd (34-3)	#15 Rutgers, #2 North Carolina, Mississippi, Marist, Pittsburgh, Drake	6-0	NCAA Champs
2008	3rd (36-2)	#4 Stanford, #6 LSU, #8 TAMU, #15 Notre Dame, Purdue, Oral Roberts	6-0	NCAA Champs
2009	18th (22-11)	Ball State	0-1	First Round
2010	3rd (32-3)	#14 Baylor, Dayton, Austin Peay	2-1	3rd MR
2011	4th (34-3)	#10 Notre Dame, #18 Ohio State, #25 Marquette, Stetson	3-1	2nd DR
2012	9th (27-9)	#1 Baylor, Kansas, DePaul, UT-Martin	3-1	2nd DMR
2013	10th (27-8)	#16/17 Louisville, Oklahoma, Creighton, Oral Roberts	3-1	2nd OKCR
2014	3rd (29-6)	#11/9 Maryland, St. John's, Northwestern (La.) State	2-1	3rd LR
2015	6th (30-6)	#4/3 Maryland, Gonzaga, Pittsburgh, Boise State	3-1	2nd SR
2016	NR (22-14)	#14/15 Syracuse, #9/9 Ohio State, #11/11 Arizona State, NR/RV Green Bay	3-1	2nd SFR
2017	NR (20-12)	#13/12 Louisville, Dayton	1-1	Second Round
2018	12th (25-8)	#13/12 Oregon State, Liberty	1-1	Second Round
2019	NR/ (19-12)	#20/24 UCLA		

MISCELLANEOUS NCAA ACCOMPLISHMENTS

■ Tennessee has played in the most NCAA tourney games (154).

■ The Lady Vols have the most NCAA Tournament wins (125) and are second in tourney winning percentage (.805).

■ UT is the only team to appear in all 38 NCAA Tournaments, including 2019.

■ Tennessee's 18 Final Four appearances are second to only Connecticut.

■ A total of 95 Lady Vol team members have participated/played in the Final Four.

■ Six Lady Vols have been the tournament's leading scorer on eight occasions -- Mary Ostrowski (1984), Bridgette Gordon (1987, 1989), Dana Johnson (1995), Chamique Holdsclaw (1997, 1998), Tamika Catchings (2000) and Candace Parker (2007).

■ UT's Chamique Holdsclaw is the NCAA's all-time leading tournament scorer (1996-99). She played in 22 tournament games and scored 479 points (21.8 ppg).

■ Seven Lady Vols have been the tournament's leading rebounder -- Mary Ostrowski (1984), Sheila Frost (1987), Daedra Charles (1991), Chamique Holdsclaw (1998), Tamika Catchings (2000), Gwen Jackson (2003) and Candace Parker (2007).

■ Tennessee has twice come from 17 points down to win NCAA Tournament games, doing so most recently on March 28, 2015, vs. Gonzaga in Spokane, Wash. The Lady Vols trailed the Bulldogs, 57-40, with 6:34 to play before rallying to force overtime and prevail, 73-69, after an extra five minutes of play.

■ Prior to that epic comeback vs. Gonzaga, Tennessee trailed Virginia by 17 in Charlottesville, 31-14, with 17:06 remaining before rallying to take a 52-46 victory over the Cavaliers in the Elite Eight on March 25, 1996.

UT RECORD VS. CONFERENCES

Of the Lady Vols' previous 154 games in the NCAA Tournament since 1982, Tennessee has faced 28 different conferences. Almost half of UT's total number of games have come against teams from the Southeastern Conference (15-2), the Atlantic Coast Conference (17-6) and the Big East (16-7). The breakdown:

Atlantic Coast (17-6)
Atlantic Sun (2-0)
Atlantic 10 (7-1)
Big Ten (8-3)
Big 12 (9-2)
Big East (16-7)
Big South (3-0)
Colonial (2-0)
Conference USA (2-0)
Horizon League (1-0)
Metro-Atlantic (1-0)
Mid-American (0-1)
Mid-Eastern Athletic (3-0)
Missouri Valley (3-0)
Mountain West (2-0)
Ohio Valley (5-0)
Pac 10/12 (7-3)
Patriot (2-0)
Southeastern (15-2)
Southern (3-0)
Southland (2-0)
Southwestern Athletic (3-0)
Summit League (1-0)
Sun Belt (5-4)
Trans-American (1-0)
West Coast (2-0)
Western Collegiate (2-0)
Independent (1-0)

UT RECORD VS. OPPONENTS

Entering 2019, UT has played 86 different opponents in 154 NCAA playoff games since 1982 and sports a 125-29 record. The Lady Vols have compiled the following records against the opposition:

Alabama (1-0), Alabama State (1-0), Appalachian St. (1-0), Arizona (1-0), Arizona St. (1-0), Arkansas (1-0), Army (1-0), Auburn (3-0), Austin Peay (2-0), Ball State (0-1), Baylor (1-2), Boise State (1-0), Boston College (1-0), Brigham Young (1-0), Cheyney (1-0), Clemson (2-0), Colgate (1-0), Colorado (1-0), Connecticut (2-5), Creighton (1-0), Dayton (2-0), DePaul (2-0), Drake (1-0), Duke (1-1), Fla. A&M (1-0), Fla. Intl. (1-0), Furman (1-0), George Washington (1-0), Georgia (4-1), Georgia State (1-0), Green Bay (1-0), Gonzaga (1-0), Grambling (1-0), Iowa (1-1), Jackson State (1-0), James Madison (1-0), Kansas (2-0), LaSalle (1-0), Liberty (2-0), Long Beach (2-0), Louisiana State (3-0), Louisiana Tech (2-3), Louisville (0-2), Marist (1-0), Marquette (1-0), Maryland (1-2), Memphis (1-0), Michigan State (0-1), Middle Tennessee (1-0), Mississippi (2-1), North Carolina (3-1), North Carolina A&T (1-0), Northwestern (1-0), Northwestern State (1-0), Notre Dame (3-1), Ohio State (3-0), Oklahoma (1-0), Old Dominion (2-0), Oral Roberts (2-0), Oregon (1-0), Oregon State (0-1),Penn State (1-0), Pittsburgh (1-0). Purdue (2-0), Radford (1-0), Rutgers (6-0), South Carolina State (1-0), Southern California (1-2), Southwest Missouri (1-0), Stanford (3-0), Stetson (1-0), St. John's (1-0), St. Mary's (CA) (1-0), Syracuse (0-1), Tennessee-Martin (1-0), Tennessee Tech (1-0), Texas A&M (1-0), Texas Tech (3-0), Vanderbilt (1-0), Villanova (1-0), Virginia (8-1), Virginia Tech (1-0), Wake Forest (1-0), Western Carolina (1-0), Western Kentucky (3-1) and Xavier (0-1).

UT RECORDS IN THE NCAA TOURNAMENT

All Games (154): 125-29
1st Rd. (30): 30-1 (H: 23-0, A: 0-0, N: 7-1)
2nd Rd. (30): 28-2 (H: 22-1, A: 4-1, N: 2-0)
Sweet 16 (34): 28-6 (H: 6-0, A: 0-0, N: 22-6)
Elite 8 (28): 18-10 (H: 6-0, A: 1-1, N: 11-9)
Final Four (18): 21-10
Final Four Semifinals (18): 13-5
Final Four Championship (13): 8-5

TOP FIVE TEAMS IN NCAA TOURNAMENT (TOTAL GAMES)

RK.	SCHOOL	GAMES	W-L	YEARS
1.	***TENNESSEE***	***154***	***125-29***	***37***
2.	Connecticut	136	117-19	30
3.	Stanford	116	86-30	32
4.	La. Tech	90	65-25	27
5.	Georgia	88	56-33	33

TENNESSEE IN THE POSTSEASON

Date	Opponent	UT	Opp
■ 1977 – AIAW Third in the Nation			
AIAW Region II Championships, Memphis, Tenn.			
Mar. 10	Clemson	84	46
Mar. 11	Old Dominion	61	60
Mar. 12	Tennessee Tech	72	59
AIAW Championships, Minneapolis, Minn.			
Mar. 23	Michigan State	76	62
Mar. 24	Kansas State	81	69
Mar. 25	Delta State	58	62
Mar. 26	Immaculata	91	71
■ 1978			
AIAW Region II Championships, Chapel Hill, N.C.			
Mar. 9	North Carolina	92	66
Mar. 10	Kentucky	76	60
Mar. 11	North Carolina State	64	62
AIAW South Satellite Tournament, Cleveland, Miss.			
Mar. 17	Maryland	69	75
Mar. 18	Valdosta State	80	83
■ 1979 – AIAW Third in the Nation			
AIAW Region II Championships, Knoxville, Tenn.			
Mar. 8	Clemson	89	61
Mar. 9	South Carolina	76	64
Mar. 10	Old Dominion	72	74
AIAW East Satellite Tournament, Bronx, N.Y.			
Mar. 16	Rutgers	79	69
Mar. 17	Fordham	76	54
AIAW Championships, Greensboro, N.C.			
Mar. 23	*Louisiana Tech*	*84*	*102*
Mar. 25	UCLA	104	86
■ 1980 – AIAW Runner-Up			
AIAW Region II Championships, Knoxville, Tenn., and Columbia, S.C.			
Mar. 5	Clemson	95	79
Mar. 7	South Carolina	67	54
Mar. 8	Old Dominion	67	68
AIAW South Satellite Tournament, Knoxville, Tenn.			
Mar. 15	Kansas State	84	64
Mar. 18	Maryland	93	76
AIAW Championships, Mount Pleasant, Mich.			
Mar. 21	South Carolina	75	72
Mar. 23	Old Dominion	53	68
■ 1981 – AIAW Runner-Up			
AIAW Region II Championships, Knoxville, Tenn., and Norfolk, Va.			
Mar. 10	Virginia	81	54
Mar. 13	Kentucky	58	49
Mar. 14	Old Dominion	65	64
AIAW National Playoffs, Knoxville, Tenn.			
Mar. 21	Illinois *State*	78	63
Mar. 24	Maryland	79	67
AIAW Championships, Eugene, Ore.			
Mar. 27	Old Dominion	68	65
Mar. 29	Louisiana Tech	59	79
■ 1982 – NCAA Third in the Nation			
NCAA First Round, Knoxville, Tenn.			
Mar. 13	Jackson State	72	56
NCAA Mideast Regional Championships, Knoxville, Tenn.			
Mar. 19	Memphis State	78	63
Mar. 21	Southern Calif. (OT)	91	90
NCAA Final Four, Norfolk, Va.			
Mar. 26	Louisiana Tech	46	69

Date	Opponent	UT	Opp
■ 1983			
NCAA First Round, Knoxville, Tenn.			
Mar. 19	South Carolina State	86	51
NCAA Mideast Regional Championships, South Bend, Ind.			
Mar. 25	Mississippi (3 OT)	90	83
Mar. 27	Georgia	63	67
■ 1984 – NCAA Runner-Up			
NCAA First Round, Knoxville, Tenn.			
Mar. 17	Middle Tennessee State	70	52
NCAA Mideast Regional Championships, Knoxville, Tenn.			
Mar. 23	Alabama	65	58
Mar. 25	Georgia	73	61
NCAA Final Four, Los Angeles, Calif.			
Mar. 30	Cheyney	82	73
Apr. 1	Southern California	61	72
■ 1985			
NCAA First Round, Knoxville, Tenn.			
Mar. 16	Virginia	65	55
NCAA Mideast Regional Championships, Bowling Green, Ky.			
Mar. 22	Mississippi	60	63
■ 1986 – NCAA Third in the Nation			
NCAA First Round, Knoxville, Tenn.			
Mar. 16	Iowa	73	68
NCAA Mideast Regional Championships, Iowa City, Iowa			
Mar. 20	Georgia	85	82
Mar. 22	Louisiana State	67	65
NCAA Final Four, Lexington, Ky.			
Mar. 28	Southern California	59	83
■ 1987 – NCAA Champion			
NCAA First Round, Knoxville, Tenn.			
Mar. 15	**Tennessee Tech**	**95**	**59**
NCAA Mideast Regional Championships, Knoxville, Tenn.			
Mar. 19	**Virginia**	**66**	**58**
Mar. 21	**Auburn**	**77**	**61**
NCAA Final Four, Austin, Texas			
Mar. 27	**Long Beach State**	**74**	**64**
Mar. 29	**Louisiana Tech**	**67**	**44**
■ 1988 – NCAA Third in the Nation			
NCAA Second Round, Knoxville, Tenn.			
Mar. 18	Wake Forest	94	66
NCAA East Regional Championships, Norfolk, Va.			
Mar. 24	James Madison	72	52
Mar. 26	Virginia	84	76
NCAA Final Four, Tacoma, Wash.			
Apr. 1	Louisiana Tech	59	68
■ 1989 – NCAA Champion			
NCAA Second Round, Knoxville, Tenn.			
Mar. 18	**LaSalle**	**91**	**61**
NCAA East Regional Championships, Bowling Green, Ky.			
Mar. 23	**Virginia**	**80**	**47**
Mar. 25	**Long Beach State**	**94**	**80**
NCAA Final Four, Tacoma, Wash.			
Mar. 31	**Maryland**	**77**	**65**
Apr. 2	**Auburn**	**76**	**60**
■ 1990			
NCAA Second Round, Knoxville, Tenn.			
Mar. 17	Old Dominion	87	68
NCAA East Regional Championships, Norfolk, Va.			
Mar. 22	Clemson	80	62
Mar. 24	Virginia (OT)	75	79

Date	Opponent	UT	Opp
■ 1991 – NCAA Champion			
NCAA Second Round, Knoxville, Tenn.			
Mar. 17	**SW Missouri State**	**55**	**47**
NCAA Mideast Regional Championships, Knoxville, Tenn.			
Mar. 21	**Western Kentucky**	**68**	**61**
Mar. 23	**Auburn**	**69**	**65**
NCAA Final Four, New Orleans, La.			
Mar. 30	**Stanford**	**68**	**60**
Mar. 31	**Virginia (OT)**	**70**	**67**
■ 1992			
NCAA Second Round, Knoxville, Tenn.			
Mar. 21	Rutgers	97	56
NCAA Mideast Regional Championships, West Lafayette, Ind.			
Mar. 26	Western Kentucky	70	75
■ 1993			
NCAA Second Round, Knoxville, Tenn.			
Mar. 20	Northwestern	89	66
NCAA Mideast Regional Championships, Iowa City, Iowa			
Mar. 25	North Carolina	74	54
Mar. 27	Iowa	56	72
■ 1994			
NCAA First Round, Knoxville, Tenn.			
Mar. 16	North Carolina A&T	111	37
NCAA Second Round, Knoxville, Tenn.			
Mar. 19	Clemson	78	66
NCAA Mideast Regional Championships, Fayetteville, Ark.			
Mar. 24	Louisiana Tech	68	71
■ 1995 – NCAA Runner-Up			
NCAA First and Second Rounds, Knoxville, Tenn.			
Mar. 16	Florida A&M	96	59
Mar. 18	Florida International	70	44
NCAA Mideast Regional Championships, Knoxville, Tenn.			
Mar. 23	Western Kentucky	87	65
Mar. 25	Texas Tech	80	59
NCAA Final Four, Minneapolis, Minn.			
Apr. 1	Georgia	73	51
Apr. 2	Connecticut	64	70
■ 1996 – NCAA Champion			
NCAA First and Second Rounds, Knoxville, Tenn.			
Mar. 16	**Radford**	**97**	**56**
Mar. 18	**Ohio State**	**97**	**65**
NCAA East Regional Championships, Charlottesville, Va.			
Mar. 23	**Kansas**	**92**	**71**
Mar. 25	**Virginia**	**52**	**46**
NCAA Final Four, Charlotte, N.C.			
Mar. 29	**Connecticut (OT)**	**88**	**83**
Mar. 31	**Georgia**	**83**	**65**
■ 1997 – NCAA Champion			
NCAA First and Second Rounds, Knoxville, Tenn.			
Mar. 15	**Grambling State**	**91**	**54**
Mar. 17	**Oregon**	**76**	**59**
NCAA Midwest Regional Championships, Iowa City, Iowa			
Mar. 22	**Colorado**	**75**	**67**
Mar. 24	**Connecticut**	**91**	**81**
NCAA Final Four, Cincinnati, Ohio			
Mar. 29	**Notre Dame**	**80**	**66**
Mar. 30	**Old Dominion**	**68**	**59**

TENNESSEE IN THE POSTSEASON

Date	Opponent	UT	Opp
■ 1998 – NCAA Champion			
NCAA First and Second Rounds, Knoxville, Tenn.			
Mar. 14	**Liberty**	**102**	**58**
Mar. 16	**Western Kentucky**	**82**	**62**
NCAA Mideast Regional Championships, Nashville, Tenn.			
Mar. 21	**Rutgers**	**92**	**60**
Mar. 23	**North Carolina**	**76**	**70**
NCAA Final Four, Kansas City, Mo.			
Mar. 27	**Arkansas**	**86**	**58**
Mar. 29	**Louisiana Tech**	**93**	**75**
■ 1999			
NCAA First and Second Rounds, Knoxville, Tenn.			
Mar. 13	Appalachian State	113	54
Mar. 15	Boston College	89	62
NCAA East Regional Championships, Greensboro, N.C.			
Mar. 20	Virginia Tech	68	52
Mar. 22	Duke	63	69
■ 2000 – NCAA Runner-Up			
NCAA First and Second Rounds, Knoxville, Tenn.			
Mar. 18	Furman	90	38
Mar. 20	Arizona	75	60
NCAA Mideast Regional Championships, Memphis, Tenn.			
Mar. 25	Virginia	77	56
Mar. 27	Texas Tech	57	44
NCAA Final Four, Philadelphia, Pa.			
Mar. 31	Rutgers	64	54
Apr. 2	Connecticut	52	71
■ 2001			
NCAA First and Second Rounds, Knoxville, Tenn.			
Mar. 16	Austin Peay	80	38
Mar. 18	St. Mary's (Calif.)	92	75
NCAA Mideast Regional Championships, Birmingham, Ala.			
Mar. 24	Xavier	65	80
■ 2002 – NCAA Third in the Nation			
NCAA First and Second Rounds, Knoxville, Tenn.			
Mar. 15	Georgia State	98	68
Mar. 17	Notre Dame	89	50
NCAA Midwest Regional Championships, Ames, Iowa			
Mar. 23	Brigham Young	68	57
Mar. 25	Vanderbilt	68	63
NCAA Final Four, San Antonio, Texas			
Mar. 29	Connecticut	56	79
■ 2003 – NCAA Runner-Up			
NCAA First and Second Rounds, Knoxville, Tenn.			
Mar. 22	Alabama State	95	43
Mar. 24	Virginia	81	51
NCAA Mideast Regional Championships, Knoxville, Tenn.			
Mar. 29	Penn State	86	58
Mar. 31	Villanova	73	49
NCAA Final Four, Atlanta, Ga.			
Apr. 6	Duke	66	56
Apr. 8	Connecticut	68	73
■ 2004 – NCAA Runner-Up			
NCAA First and Second Rounds, Tallahassee, Fla.			
Mar. 20	Colgate	77	54
Mar. 22	DePaul	79	59
NCAA Midwest Regional Championships, Norman, Okla.			
Mar. 28	Baylor	71	69
Mar. 30	Stanford	62	60
NCAA Final Four, New Orleans, La.			
Apr. 4	LSU	52	50
Apr. 6	Connecticut	61	70

Date	Opponent	UT	Opp
■ 2005 – NCAA Third in Nation			
NCAA First and Second Rounds, Knoxville, Tenn.			
Mar. 20	Western Carolina	94	43
Mar. 22	Purdue	75	54
NCAA Philadelphia East Regional Championships, Philadelphia, Pa.			
Mar. 27	Texas Tech	75	59
Mar. 29	Rutgers	59	49
NCAA Final Four, Indianapolis, Ind.			
Apr. 3	Michigan State	64	68
■ 2006			
NCAA First and Second Rounds, Norfolk, Va.			
Mar. 19	Army	102	54
Mar. 21	George Washington	66	53
NCAA Cleveland Regional Championships, Cleveland, Ohio			
Mar. 26	Rutgers	76	69
Mar. 28	North Carolina	63	75
■ 2007 – NCAA Champion			
NCAA First and Second Rounds, Pittsburgh, Pa.			
Mar. 18	**Drake**	**76**	**37**
Mar. 20	**Pittsburgh**	**68**	**54**
NCAA Dayton Regional Championships, Dayton, Ohio			
Mar. 25	**Marist**	**65**	**46**
Mar. 27	**Mississippi**	**98**	**62**
NCAA Final Four, Cleveland, Ohio			
Apr. 1	**North Carolina**	**56**	**50**
Apr. 3	**Rutgers**	**59**	**46**
■ 2008 – NCAA Champion			
NCAA First and Second Rounds, West Lafayette, Ind.			
Mar. 23	**Oral Roberts**	**94**	**55**
Mar. 25	**Purdue**	**78**	**52**
NCAA Oklahoma City Regional Championships, Oklahoma City, Okla.			
Mar. 30	**Notre Dame**	**74**	**64**
Apr. 1	**Texas A&M**	**53**	**45**
NCAA Final Four, Tampa, Fla.			
Apr. 6	**LSU**	**47**	**46**
Apr. 8	**Stanford**	**64**	**48**
■ 2009			
NCAA First Round, Bowling Green, Ky.			
Mar. 22	Ball State	55	71
■ 2010			
NCAA First and Second Rounds, Knoxville, Tenn.			
Mar. 20	Austin Peay	75	42
Mar. 22	Dayton	92	64
NCAA Memphis Regional Championships, Memphis, Tenn.			
Mar. 27	Baylor	62	77
■ 2011			
NCAA First and Second Rounds, Knoxville, Tenn.			
Mar. 19	Stetson	99	34
Mar. 21	Marquette	79	70
NCAA Dayton Regional Championships, Dayton, Ohio			
Mar. 26	Ohio State	85	75
Mar. 28	Notre Dame	59	73
■ 2012			
NCAA First and Second Rounds, Chicago, Ill.			
Mar. 17	UT-Martin	72	49
Mar. 20	DePaul	63	48
NCAA Des Moines Regional Championships, Des Moines, Iowa			
Mar. 24	Kansas	84	73
Mar. 27	Baylor	58	77
■ 2013			
NCAA First and Second Rounds, Knoxville, Tenn.			
Mar. 23	Oral Roberts	83	62
Mar. 25	Creighton	68	52
NCAA Oklahoma City Regional Championships, Oklahoma City, Okla.			
Mar. 31	Oklahoma	74	59
Apr. 2	Louisville	78	86
■ 2014			
NCAA First and Second Rounds, Knoxville, Tenn.			
Mar. 22	Northwestern State	70	46
Mar. 24	St. John's	67	51
NCAA Louisville Regional Championships, Louisville, Ky.			
Mar. 30	Maryland	62	73
■ 2015			
NCAA First and Second Rounds, Knoxville, Tenn.			
Mar. 21	Boise State	72	61
Mar. 23	Pittsburgh	77	67
NCAA Spokane Regional, Spokane, Wash.			
Mar. 28	Gonzaga (OT)	73	69
Mar. 30	Maryland	48	58
■ 2016			
NCAA First and Second Rounds, Tempe, Ariz.			
Mar. 18	Green Bay	59	53
Mar. 20	Arizona State	75	64
NCAA Sioux Falls Regional Championships, Sioux Falls, S.D.			
Mar. 25	Ohio State	78	66
Mar. 27	Syracuse	67	89
■ 2017			
NCAA First and Second Rounds, Louisville, Ky.			
Mar. 18	Dayton	66	57
Mar. 20	Louisville	64	75
■ 2018			
NCAA First and Second Rounds, Knoxville, Tenn.			
Mar. 16	Liberty	100	60
Mar. 18	Oregon State	59	66

SEEDING THROUGH THE YEARS

Year	Seed	Region	Result
1982	#2	Mideast	Final Four (3rd)
1983	#1	Mideast	lost in regional final
1984	#3	Mideast	Final Four (2nd)
1985	#3	Mideast	lost in regional semis
1986	#4	Mideast	Final Four (3rd)
1987	#2	Mideast	NCAA Champions
1988	#1	East	Final Four (3rd)
1989	#1	East	NCAA Champions
1990	#1	East	lost in regional final (OT)
1991	#1	Mideast	NCAA Champions
1992	#1	Mideast	lost in regional semis
1993	#1	Mideast	lost in regional final
1994	#1	Mideast	lost in regional semis
1995	#1	Mideast	Final Four (2nd)
1996	#1	East	NCAA Champions
1997	#3	Midwest	NCAA Champions
1998	#1	Mideast	NCAA Champions
1999	#1	East	lost in regional final
2000	#1	Mideast	Final Four (2nd)
2001	#1	Mideast	lost in regional semis
2002	#2	Midwest	Final Four (3rd)
2003	#1	Mideast	Final Four (2nd)
2004	#1	Midwest	Final Four (2nd)
2005	#1	Philadelphia	Final Four (3rd)
2006	#2	Cleveland	lost in regional final
2007	#1	Dayton	NCAA Champions
2008	#1	Oklahoma City	NCAA Champions
2009	#5	Berkeley	lost in first round
2010	#1	Memphis	lost in regional semis
2011	#1	Dayton	lost in regional final
2012	#2	Des Moines	lost in regional final
2013	#2	Oklahoma City	lost in regional final
2014	#1	Louisville	lost in the regional semis
2015	#2	Spokane	lost in regional final
2016	#7	Sioux Falls	lost in regional final
2017	#5	Oklahoma City	lost in second round
2018	#3	Lexington	lost in second round
2019	#11	Albany	TBD

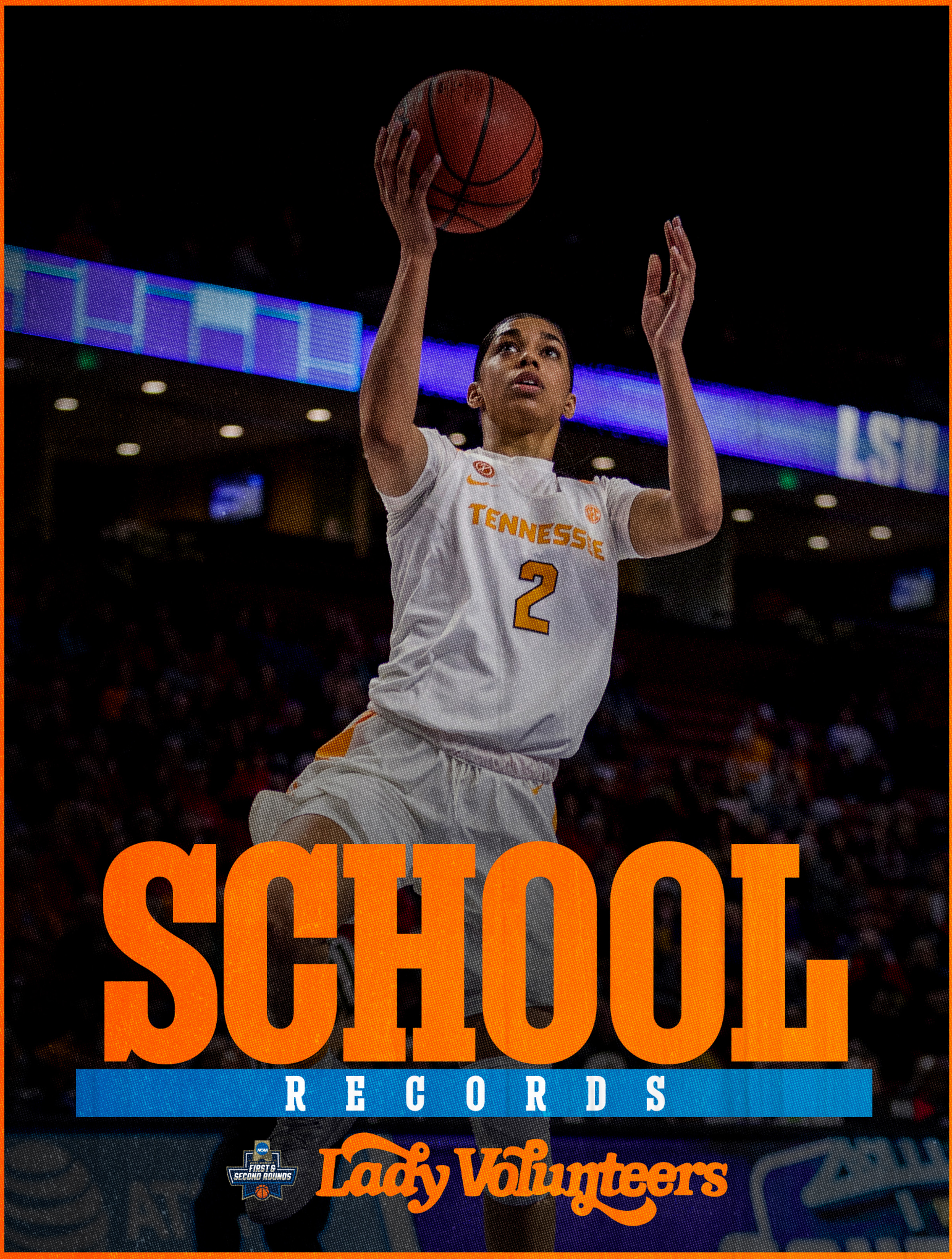

SCHOOL RECORDS

NCAA FIRST & SECOND ROUNDS

Lady Volunteers

TENNESSEE INDIVIDUAL & TEAM RECORDS

INDIVIDUAL RECORDS

SINGLE GAME

Points	51, Patricia Roberts vs. Kentucky (11/13/76)
Field Goals	24, Patricia Roberts vs. Kentucky (11/13/76)
Field Goal Attempts	31, Patricia Roberts vs. Kentucky (11/13/76)
Field Goal Percentage	1.000 (14-14) Gwen Jackson vs. Puerto Rico-Mayaguez (11/29/02)
3-Point Field Goals	8, Ariel Massengale vs. Vanderbilt (3/1/15) 8, Meighan Simmons vs. Lamar (12/1/10) & vs. Virginia (11/28/13)
3-Point Field Goal Attempts	17, Meighan Simmons vs. Virginia (11/28/13)
3-Point Field Goal Percentage	1.000 (6-6), Tasha Butts vs. Vanderbilt (2/15/04) Kara Lawson vs. Vanderbilt (2/27/03)
Free Throws	17, Candace Parker vs. Middle Tennessee (12/13/07) Bridgette Gordon vs. Long Beach State (3/25/89)
Free Throw Attempts	21, Candace Parker vs. Middle Tennessee (12/13/07)
Free Throw Percentage	1.000 (13-13), Gail Dobson vs. Union (3/1/75)
Rebounds	24, Patricia Roberts vs. Anderson (2/19/77)
Assists	18, Dawn Marsh vs. Georgia (3/6/88)
Blocks	12, Kelley Cain vs. LSU (2/22/10)
Steals	11, Michelle Marciniak vs. Kentucky (1/14/96)
Dunks	2, Candace Parker vs. Army (3/19/06)
Triple-Doubles	1, Jordan Reynolds vs. UNCW (12/29/16; 14 rebs, 11 pts, 10 asts) Shekinna Stricklen vs. Oklahoma (1/3/10; 17 pts, 13 rebs, 12 asts) Shelia Collins at Florida State (2/8/85; 18 pts, 10 rebs, 10 stls)

SEASON

Points	987, Patricia Roberts (1976-77)
Scoring Average	29.9, Patricia Roberts (1976-77)
Field Goals	428, Patricia Roberts (1976-77)
Field Goal Attempts	693, Cindy Brogdon (1978-79)
Field Goal Percentage	67.9, Cindy Noble (1979-80)
3-Point Field Goals	103, Shanna Zolman (2005-06)
3-Point Field Goal Attempts	239, Angie Bjorklund (2009-10)
3-Point Field Goal Percentage	.490 (25-51), Dena Head (1990-91)
Free Throws	201, Candace Parker (2007-08)
Free Throw Attempts	288, Candace Parker (2007-08)
Free Throw Percentage	.957 (88-92), Shanna Zolman (2003-04)
Consecutive Free Throws	45, Shanna Zolman (1/29/04-12/12/04) 45, Tiffany Woosley (12/21/92-2/6/93)
Rebounds	467, Patricia Roberts (1976-77)
Rebound Average	14.2, Patricia Roberts (1976-77)
Assists	243, Dawn Marsh (1987-88)
Assist Average	7.1, Dawn Marsh (1987-88)
Blocks	113, Kelley Cain (2009-10)
Steals	141, Holly Warlick (1978-79)
Dunks	4, Candace Parker (2006-07)
Triple-Doubles	1, Jordan Reynolds (2016-17) Shekinna Stricklen (2009-10) Shelia Collins (1984-85)

CAREER

Points	3,025, Chamique Holdsclaw (1995-99)
Scoring Average	29.9, Patricia Roberts (1976-77)
Field Goals	1,233, Chamique Holdsclaw (1995-99)
Field Goal Attempts	2,419, Chamique Holdsclaw (1995-99)
Field Goal Percentage	.647, Patricia Roberts (1976-77)
3-Point Field Goals	305, Angie Bjorklund (2007-11)
3-Point Field Goal Attempts	740, Meighan Simmons (2010-14)
3-Point Field Goal Percentage	.425, Shanna Zolman (2002-06)
Free Throws	526, Candace Parker (2005-08)
Free Throw Attempts	796, Glory Johnson (2008-12)
Free Throw Percentage	.916, Shanna Zolman (2002-06)
Rebounds	1,295, Chamique Holdsclaw (1995-99)
Assists	755, Dawn Marsh (1984-88)
Blocks	275, Candace Parker (2005-08)
Steals	373, Alexis Hornbuckle (2004-08)
Dunks	7, Candace Parker (2005-08)
Triple-Doubles	1, Jordan Reynolds (2016-17) Shekinna Stricklen (2009-10) Shelia Collins (1984-85)

TEAM RECORDS

SINGLE GAME

Points	136 vs. Puerto Rico-Mayaguez (11/29/02)
Field Goals	58 vs. Hawaii Pacific (12/20/85)
Field Goal Attempts	98 vs. Youngstown State (2/9/93)
Field Goal Percentage	.721 vs. Old Dominion (1/4/89)
3-Point Field Goals	16 vs. Kentucky (3/6/11)
3-Point Field Goal Attempts	36 vs. Lamar (12/1/10)
3-Point Field Goal Percentage	.875 (7-8) vs. Notre Dame (1/7/94)
Free Throws	40 vs. Florida (2/3/05)
Free Throw Attempts	53 vs. Long Beach State (12/3/88)
Free Throw Percentage	1.000 (18-18) vs. Alabama (2/19/15)
Rebounds	76 vs. Tennessee State (2/27/88)
Offensive Rebounds	44 vs. Youngstown State (2/9/93)
Defensive Rebounds	54 vs. Troy (12/6/17)
Assists	41 vs. Hawaii Pacific (12/20/85)
Blocks	15 vs. Kentucky (2/25/10)
Steals	38 vs. Hawaii Pacific (12/20/85)
Fouls	33 vs. Middle Tennessee (11/8/13)
Fewest Points	43 vs. Virginia Tech (12/6/15)
Fewest Field Goals	13 vs. Rutgers (3/29/05)
Fewest Field Goal Attempts	40 vs. Georgia (2/27/82)
Fewest Free Throws	0 vs. Maryland (3/30/15)
Fewest Free Throw Attempts	1 vs. Maryland (3/30/15)

SEASON

Points	3,464 in 1997-98
Scoring Average	88.9 in 1987-88
Field Goals	1,292 in 1978-79
Field Goal Percentage	.517 in 1982-83
3-Point Field Goals	242 in 2010-11
3-Point Field Goal Percentage	.401 in 1990-91
Free Throws	782 in 1997-98
Free Throw Percentage	.759 in 2012-13
Rebounds	1,811 in 1978-79
Rebound Average	46.9 in 1992-93
Assists	715 in 1979-80
Steals	567 in 1997-98
Blocks	238 in 1997-98
Personal Fouls	745 in 1986-87
Turnovers	709 in 1996-97
Wins/Consecutive Wins	39 (1997-98)/46(1997-98)
Losses/Consecutive Losses	14 (2015-16)/3 (1985-86)
Lowest Scoring Avg. Allowed	55.5 in 2006-07

Note — All records are since the 1974-75 season

SEASON HIGHS & LOWS

MOST WINS	39 (39-0), 1997-98
FEWEST	16 (16-8) 1974-75, (16-11), 1975-76
MOST POINTS	3,464, 1997-98
FEWEST	2,233, 1984-85
BEST WON-LOST PERCENTAGE	1.000 % (39-0), 1997-98
WORST	.592 (16-11), 1974-75
MOST CONSECUTIVE WINS	39, 1997-98
MOST POINTS ALLOWED	2,566, 1996-97
FEWEST	1,994, 1980-81
HIGH SCORING AVERAGE	88.9, 1987-88
LOWEST	65.6, 2015-16
BEST DEFENSIVE AVERAGE	55.5, 2006-07
WORST	68.2, 1981-82
MOST GAMES PLAYED	39, 1978-79, 1996-97, 1997-98
FEWEST	24, 1974-75
MOST FG MADE	1,292, 1978-79
FEWEST	837, 2008-09
MOST FG ATTEMPTED	2,679, 1997-98
FEWEST	1,859, 1980-81
BEST FG PERCENTAGE	51.7, 1982-83
LOWEST	40.8, 2015-16
MOST 3FG MADE	242, 2010-11
FEWEST	6, 1988-89
MOST 3FG ATTEMPTED	647, 2007-08
FEWEST	26, 1988-89
BEST 3FG PERCENTAGE	.401, 1990-91
LOWEST	.231, 1988-89
MOST FT MADE	782, 1997-98
FEWEST	368, 1976-77
MOST FT ATTEMPTED	1,110, 1997-98
FEWEST	556, 1976-77
BEST FT PERCENTAGE	.759, 2012-13
LOWEST	.627, 1985-86
MOST REBOUNDS	1,811, 1978-79
FEWEST	1,233, 1977-78
BEST REBOUND AVERAGE	46.9, 1992-93
LOWEST	38.4, 2006-07
MOST ASSISTS	715, 1979-80
FEWEST	413, 1992-93
MOST BLOCKS	228, 1997-98
FEWEST	73, 1978-79
MOST STEALS	567, 1978-79, 1997-98
FEWEST	197, 2016-17

OPPONENT RECORDS

INDIVIDUAL RECORDS

SINGLE GAME

Points	45, Clarissa Davis, Texas at Knoxville, (12/9/87) Peggy Gillom, Ole Miss at Knoxville, (2/4/78)
Field Goals	21, Peggy Gillom, Ole Miss at Knoxville, (2/4/78)
Field Goals Att.	42, Kim Williams, DePaul at Knoxville, (1/28/97)
Field Goal Pct.	1.000 (10-10), Misty Lamb Vanderbilt at Knoxville, (2/22/90)
3-Point Field Goals	9, Molly Goodenbour Stanford at Knoxville, (12/21/92)
3-Point Field Goals Attempted	23, Sheila Ethridge, Louisiana Tech at Ruston, La., (2/5/91)
3-Point Field Goal Percentage	1.000 (5-5), (tied) most recently Mariya Moore, Louisville at Louisville, (3/20/17)
Free Throws	15, (two tied) most recently Chantelle Anderson, Vanderbilt at Knoxville, (2/27/03)
Free Throws Attempted	18, Sha Brooks Florida at Gainesville, (2/8/09)
Free Throw Percentage	1.000 (15-15), Melissa King, Santa Clara at Santa Clara, Calif., (12/16/91)
Rebounds	21, Linda Street, Memphis State at Martin, Tenn.,(3/3/78)
Assists	14, Cathy Bender, Vanderbilt at Lexington, Ky., (2/26/82) 14, Tyasha Harris, South Carolina at Knoxville (2/24/19)
Blocks	11, Anne Donovan, Old Dominion at Knoxville, (2/14/82)
Steals	8, Chanette Hicks, Va. Tech at Blacksburg, Va., (11/27/16) 8, Lindsey Harding, Duke at Durham, N.C., (1/23/06) 8, Ticha Penicheiro, Old Dominion at Cincinnati, Ohio, (3/30/97) 8, Kim Williams, DePaul at Knoxville, (1/28/97) 8, Tamicha Jackson, Louisiana Tech at Knoxville, (11/14/99) 8 Lauren Simms, South Carolina at Columbia, S.C., (1/15/04)

TEAM RECORDS

SINGLE GAME

Points	102, Auburn at Albany, Ga. (3/6/87) and Louisiana Tech at Greensboro, N.C., (3/23/79)
Field Goals	44, Louisiana Tech at Greensboro, N.C., (3/23/79)
Field Goal Attempts	99, Troy at Knoxville, (12/21/16)
Field Goal Percentage	.709 (44-62) Louisiana Tech at Greensboro, N.C., (3/23/79)
3-Point Field Goals	14, Syracuse at Sioux Falls, S.D., (3/27/16) 14, Stanford at Knoxville (12/18/18)
3-Point Field Goal Attempts	38, Troy at Knoxville, (12/6/17)
3-Point Field Goal Pct. (1/17/94)	.833 (5-6), Rutgers at Piscataway, N.J.,
Free Throws	31, (tied three times) most recently Oklahoma at Knoxville, (11/10/02)
Free Throw Attempts	45, Oklahoma at Knoxville, (11/10/02)
Free Throw Pct. (2/13/88)	1.000 (20-20) Louisiana State at Knoxville,
Rebounds	57, North Carolina at Knoxville, (12/2/07)
Assists	29, Louisiana Tech at Greensboro, N.C., (3/23/79)
Turnovers	50, Hawaii Pacific at Honolulu, Hawaii, (12/20/85)
Blocks	13, Baylor at Memphis, Tenn, (3/27/10)
Steals	20, Florida at Knoxville, Tenn. (2/26/06) 20, Georgia at Athens, Ga., (2/19/84)

YEAR-BY-YEAR STATISTICAL LEADERS

SCORING

Year	Leader	Games	Pts-Avg.
1975-76	Sue Thomas	14	250-17.8
1976-77	Patricia Roberts	33	987-29.9
1977-78	Cindy Brogdon	31	674-21.7
1978-79	Cindy Brogdon	39	784-20.1
1979-80	Jill Rankin	38	730-19.2
1980-81	Cindy Noble	31	450-14.5
1981-82	Mary Ostrowski	32	458-14.3
1982-83	Tanya Haave	33	614-18.6
1983-84	Mary Ostrowski	31	493-15.9
1984-85	Shelia Collins	31	563-18.2
1985-86	Bridgette Gordon	34	481-14.1
1986-87	Bridgette Gordon	34	559-16.4
1987-88	Bridgette Gordon	33	687-20.8
1988-89	Bridgette Gordon	36	735-20.4
1989-90	Daedra Charles	33	525-15.9
1990-91	Daedra Charles	35	607-17.3
1991-92	Peggy Evans	31	458-14.8
1992-93	Lisa Harrison	32	447-14.0
1993-94	Nikki McCray	33	537-16.3
1994-95	Dana Johnson	37	577-15.6
1995-96	Chamique Holdsclaw	36	583-16.2
1996-97	Chamique Holdsclaw	39	803-20.6
1997-98	Chamique Holdsclaw	39	915-23.5
1998-99	Chamique Holdsclaw	34	724-21.3
1999-00	Tamika Catchings	37	580-15.7
2000-01	Tamika Catchings	17	259-15.2
2001-02	Kara Lawson	34	512-15.1
2002-03	Gwen Jackson	38	612-16.1
2003-04	Shyra Ely	35	508-14.5
2004-05	Shyra Ely	35	503-14.4
2005-06	Candace Parker	36	622-17.3
2006-07	Candace Parker	36	706-19.6
2007-08	Candace Parker	38	809-21.3
2008-09	Shekinna Stricklen	32	424-13.3
2009-10	Angie Bjorklund	35	487-13.9
2010-11	Meighan Simmons	37	500-13.5
2011-12	Shekinna Stricklen	35	539-15.4
2012-13	Meighan Simmons	35	589-16.8
2013-14	Meighan Simmons	35	577-16.5
2014-15	Isabelle Harrison	21	256-12.2
2015-16	Diamond DeShields	36	514-14.3
2016-17	Diamond DeShields	29	504-17.4
2017-18	Jaime Nared	33	550-17.1
2018-19	**Evina Westbrook**	**30**	**457-15.2**

REBOUNDING

Year	Leader	Games	Rbs-Avg.
1975-76	Sue Thomas	14	115-8.2
1976-77	Patricia Roberts	33	467-14.2
1977-78	Cindy Brogdon	31	238-7.6
1978-79	Debbie Groover	39	338-8.7
1979-80	Cindy Noble	38	288-7.6
1980-81	Cindy Noble	31	227-7.3
1981-82	Mary Ostrowski	32	273-8.5
1982-83	Mary Ostrowski	33	250-7.6
1983-84	Mary Ostrowski	31	268-8.6
1984-85	Shelia Collins	31	290-9.4
1985-86	Sheila Frost	33	309-9.4
1986-87	Bridgette Gordon	34	232-6.8
1987-88	Sheila Frost	34	269-7.9
1988-89	Bridgette Gordon	36	251-7.0
1989-90	Daedra Charles	33	287-8.7
1990-91	Daedra Charles	35	322-9.2
1991-92	Peggy Evans	31	201-6.5
1992-93	Lisa Harrison	32	300-9.4
1993-94	Dana Johnson	33	241-7.3
1994-95	Dana Johnson	37	289-7.8
1995-96	Chamique Holdsclaw	36	326-9.1
1996-97	Chamique Holdsclaw	39	367-9.4
1997-98	Chamique Holdsclaw	39	328-8.4
1998-99	Chamique Holdsclaw	34	274-8.1
1999-00	Tamika Catchings	37	292-7.9
2000-01	Tamika Catchings	17	150-8.8
2001-02	Michelle Snow	33	214-6.5
2002-03	Shyra Ely	36	238-6.6
2003-04	Shyra Ely	35	279-8.0
2004-05	Shyra Ely	35	246-7.0
2005-06	Candace Parker	36	298-8.3
2006-07	Candace Parker	36	352-9.8
2007-08	Candace Parker	38	322-8.5
2008-09	Glory Johnson	33	236-7.2
2009-10	Kelley Cain	33	254-7.7
2010-11	Glory Johnson	37	359-9.7
2011-12	Glory Johnson	36	355-9.9
2012-13	Bashaara Graves	35	281-8.0
2013-14	Isabelle Harrison	35	326-9.3
2014-15	Isabelle Harrison	21	181-8.6
2015-16	Mercedes Russell	36	299-8.3
2016-17	Mercedes Russell	32	309-9.7
2017-18	Mercedes Russell	33	303-9.2
2018-19	**Rennia Davis**	**30**	**230-7.7**

YEAR-BY-YEAR STATISTICAL LEADERS

FIELD GOAL PERCENTAGE (min. 60 attempts)

Year	Leader	Games	FGM-FGA	Pct.
1975-76	Marcie Garner	12	36-66	.545
1976-77	Patricia Roberts	33	428-662	.647
1977-78	Suzanne Barbre	31	209-414	.504
1978-79	Cindy Noble	34	170-292	.582
1979-80	Cindy Noble	38	266-392	.678
1980-81	Cindy Noble	31	178-298	.597
1981-82	Paula Towns	31	184-321	.573
1982-83	Lynne Collins	30	79-130	.608
1983-84	Mary Ostrowski	31	194-376	.516
1984-85	Lisa Webb	16	79-156	.506
1985-86	Sheila Frost	33	181-312	.580
1986-87	Sheila Frost	34	161-273	.590
1987-88	Sheila Frost	34	208-338	.615
1988-89	Kelli Casteel	31	44-63	.698
1989-90	Daedra Charles	33	212-385	.551
1990-91	Daedra Charles	35	243-434	.560
1991-92	Peggy Evans	31	186-350	.531
1992-93	Dana Johnson	32	143-268	.534
1993-94	Dana Johnson	33	173-317	.546
1994-95	Dana Johnson	37	215-350	.614
1995-96	Pashen Thompson	35	106-201	.527
1996-97	Tiffani Johnson	38	143-269	.532
1997-98	Teresa Geter	39	98-179	.547
1998-99	Michelle Snow	34	117-195	.600
1999-00	Michelle Snow	37	181-326	.555
2000-01	Michelle Snow	33	143-250	.572
2001-02	Michelle Muñoz	27	36-62	.581
2002-03	Courtney McDaniel	36	57-96	.594
2003-04	Ashley Robinson	35	120-247	.486
2004-05	Tye'sha Fluker	33	101-219	.461
2005-06	Sybil Dosty	35	40-65	.615
2006-07	Candace Parker	36	267-505	.529
2007-08	Vicki Baugh	38	79-143	.552
2008-09	Kelley Cain	27	97-157	.618
2009-10	Kelley Cain	33	148-244	.607
2010-11	Kelley Cain	32	98-165	.594
2011-12	Vicki Baugh	35	105-182	.577
2012-13	Bashaara Graves	35	165-316	.522
2013-14	Mercedes Russell	35	93-156	.596
2014-15	Nia Moore	36	75-133	.564
2015-16	Mercedes Russell	36	148-270	.548
2016-17	Mercedes Russell	32	199-354	.562
2017-18	Mercedes Russell	33	207-355	.583
2018-19	**Cheridene Green**	**31**	**112-204**	**.549**

FREE THROW PERCENTAGE (min. 50 attempts)

Year	Leader	Games	FTM-FTA	Pct.
1975-76	Lisa McGill	14	37-56	.660
1976-77	Patricia Roberts	33	131-175	.748
1977-78	Cindy Brogdon	31	102-118	.864
1978-79	Debbie Groover	39	111-134	.820
1979-80	Jill Rankin	38	138-172	.802
1980-81	Mary Ostrowski	29	84-115	.730
1981-82	Tanya Haave	32	52-63	.825
1982-83	Tanya Haave	33	110-131	.840
1983-84	Tanya Haave	33	88-113	.779
1984-85	Dawn Marsh	32	71-83	.855
1985-86	Dawn Marsh	34	43-63	.683
1986-87	Tonya Edwards	34	89-114	.781
1987-88	Dawn Marsh	34	52-61	.852
1988-89	Tonya Edwards	20	59-74	.797
1989-90	Jody Adams	33	54-65	.831
1990-91	Jody Adams	35	60-78	.769
1991-92	Tiffany Woosley	31	73-92	.793
1992-93	Tiffany Woosley	32	86-104	.827
1993-94	Tiffany Woosley	33	110-125	.880
1994-95	Pashen Thompson	24	52-62	.839
1995-96	Michelle Marciniak	36	101-127	.795
1996-97	Laurie Milligan	22	59-68	.868
1997-98	Kellie Jolly	39	59-70	.843
1998-99	Tamika Catchings	34	134-173	.775
1999-00	Kara Lawson	37	89-109	.817
2000-01	Kara Lawson	34	60-70	.857
2001-02	Kara Lawson	34	96-115	.835
2002-03	Shanna Zolman	38	58-65	.892
2003-04	Shanna Zolman	35	88-92	.957
2004-05	Shanna Zolman	35	75-87	.862
2005-06	Shanna Zolman	36	85-90	.944
2006-07	Sidney Spencer	37	54-60	.900
2007-08	Shannon Bobbitt	38	51-63	.810
2008-09	Shekinna Stricklen	32	86-113	.761
2009-10	Shekinna Stricklen	35	84-102	.824
2010-11	Taber Spani	37	44-55	.800
2011-12	Ariel Massengale	33	66-85	.776
2012-13	Taber Spani	35	65-76	.855
2013-14	Ariel Massengale	19	67-80	.838
2014-15	Ariel Massengale	35	74-86	.860
2015-16	Andraya Carter	34	40-50	.800
2016-17	Jaime Nared	32	141-161	.876
2017-18	Jaime Nared	33	169-206	.820
2018-19	**Rennia Davis**	**30**	**78-89**	**.876**

3-PT. FIELD GOAL PERCENTAGE (min. 50 attempts after 1988-89)

Year	Leader	3FGM-FGA	Pct.
1988-89	Bridgette Gordon	2-6	.333
1989-90	Jody Adams	27-82	.329
1990-91	Dena Head	25-51	.490
1991-92	Tiffany Woosley	28-69	.406
1992-93	Nikki Caldwell	35-101	.347
1993-94	Tiffany Woosley	46-101	.455
1994-95	Michelle Marciniak	31-102	.304
1995-96	Abby Conklin	38-90	.422
1996-97	Abby Conklin	49-128	.383
1997-98	Kellie Jolly	36-86	.419
1998-99	Kristen Clement	25-65	.385
1999-00	Kara Lawson	79-181	.436
2000-01	Kara Lawson	62-150	.413
2001-02	April McDivitt	29-72	.403
2002-03	Kara Lawson	77-171	.450
2003-04	Shanna Zolman	58-136	.426
2004-05	Shanna Zolman	68-156	.436
2005-06	Sidney Spencer	53-122	.434
2006-07	Shannon Bobbitt	69-167	.413
2007-08	Alexis Hornbuckle	39-92	.424
2008-09	Angie Bjorklund	62-152	.408
2009-10	Angie Bjorklund	102-239	.427
2010-11	Angie Bjorklund	73-162	.451
2011-12	Taber Spani	34-85	.400
2012-13	Taber Spani	46-122	.377
2013-14	Andraya Carter	28-71	.394
2014-15	Ariel Massengale	74-202	.366
2015-16	Kortney Dunbar	25-75	.333
2016-17	Alexa Middleton	42-108	.389
2017-18	Meme Jackson	45-127	.354
2018-19	**Evina Westbrook**	**37-95**	**.389**

ASSISTS

Year	Leader	Games	Assts-Avg.
1975-76	Suzanne Barbre	14	55-3.9
1976-77	Suzanne Barbre	33	126-3.8
1977-78	Holly Warlick	31	155-5.0
1978-79	Holly Warlick	39	181-4.6
1979-80	Holly Warlick	38	225-5.8
1980-81	Lea Henry	31	165-5.3
1981-82	Lea Henry	32	158-4.9
1982-83	Lea Henry	33	145-4.4
1983-84	Pat Hatmaker	33	124-3.8
1984-85	Dawn Marsh	32	127-4.0
1985-86	Dawn Marsh	34	192-5.6
1986-87	Dawn Marsh	32	193-6.0
1987-88	Dawn Marsh	34	243-7.1
1988-89	Melissa McCray	37	133-3.6
1989-90	Dena Head	33	126-3.8
1990-91	Dena Head	35	125-3.6
1991-92	Jody Adams	31	82-2.6
1992-93	Tiffany Woosley	32	93-2.9
1993-94	Tiffany Woosley	33	106-3.2
1994-95	Michelle Marciniak	36	204-5.7
1995-96	Michelle Marciniak	36	152-4.2
1996-97	Laurie Milligan	22	98-4.5
1997-98	Kellie Jolly	39	148-3.8
1998-99	Kellie Jolly	34	141-4.1
1999-00	Kristen Clement	36	126-3.5
2000-01	Kara Lawson	34	113-3.3
2001-02	Loree Moore	34	133-3.9
2002-03	Kara Lawson	38	151-4.0
2003-04	Tasha Butts	35	99-2.8
2004-05	Alexis Hornbuckle	35	110-3.1
2005-06	Shanna Zolman	36	114-3.2
2006-07	Alexis Hornbuckle	37	146-3.9
2007-08	Alexis Hornbuckle	37	134-3.6
2008-09	Shekinna Stricklen	32	95-3.0
2009-10	Shekinna Stricklen	35	135-3.9
2010-11	Meighan Simmons	37	104-2.8
2011-12	Ariel Massengale	33	162-4.9
2012-13	Ariel Massengale	35	158-4.5
2013-14	Ariel Massengale	19	110-5.8
2014-15	Cierra Burdick	34	91-2.7
2015-16	Jordan Reynolds	33	89-2.6
2016-17	Jordan Reynolds	31	138-4.5
2017-18	**Evina Westbrook**	**31**	**134-4.3**
2018-19	**Evina Westbrook**	**30**	**154-5.1**

STEALS

Year	Leader	Games	Assts-Avg.
1978-79	Holly Warlick	39	141-3.6
1979-80	Holly Warlick	38	109-2.9
1980-81	Lea Henry	31	50-1.6

YEAR-BY-YEAR STATISTICAL LEADERS

1981-82	Shelia Collins	29	72-2.5
1982-83	Lea Henry	33	70-2.1
1983-84	Shelia Collins	33	84-2.5
1984-85	Shelia Collins	31	113-3.6
1985-86	Bridgette Gordon	34	75-2.2
1986-87	Bridgette Gordon	34	80-2.4
1987-88	Tonya Edwards	34	78-2.3
1988-89	Bridgette Gordon	36	105-2.9
1989-90	Tonya Edwards	33	56-1.7
1990-91	Daedra Charles	35	72-2.1
1991-92	Peggy Evans	31	60-1.9
	Dena Head	30	60-2.0
	Nikki McCray	31	60-1.9
1992-93	Nikki McCray	32	86-2.7
1993-94	Nikki McCray	33	80-2.4
1994-95	Michelle Marciniak	36	83-2.3
1995-96	Michelle Marciniak	36	101-2.8
1996-97	Chamique Holdsclaw	39	93-2.4
1997-98	Chamique Holdsclaw	39	110-2.8
1998-99	Tamika Catchings	34	88-2.6
1999-00	Tamika Catchings	37	92-2.5
2000-01	Semeka Randall	32	52-1.6
2001-02	Loree Moore	34	80-2.4
2002-03	Loree Moore	38	97-2.6
2003-04	Loree Moore	17	48-2.8
2004-05	Alexis Hornbuckle	35	64-1.8
2005-06	Alexis Hornbuckle	29	91-3.1
2006-07	Alexis Hornbuckle	37	114-3.1
2007-08	Alexis Hornbuckle	37	104-2.8
2008-09	Shekinna Stricklen	32	58-1.8
2009-10	Glory Johnson	35	45-1.3
2010-11	Glory Johnson	37	50-1.4
2011-12	Ariel Massengale	33	45-1.4
	Glory Johnson	36	49-1.4
2012-13	Kamiko Williams	35	57-1.6
2013-14	Andraya Carter	35	56-1.6
2014-15	Andraya Carter	35	80-2.3
2015-16	Diamond DeShields	36	58-1.6
2016-17	Diamond DeShields	29	41-1.4
2017-18	Jaime Nared	33	73-2.2
2018-19	**Evina Westbrook**	**30**	**48-1.6**

BLOCKS

Year	Leader	G	Blocks-Avg
1980-81	Cindy Noble	31	47-1.5
1981-82	Shelia Collins	29	30-1.0
1982-83	Karen Morton	21	16-0.8
1983-84	Mary Ostrowski	31	21-0.7
1984-85	Valerie Freeman	25	28-1.1
1985-86	Sheila Frost	33	77-2.3
1986-87	Sheila Frost	34	56-1.6
1987-88	Sheila Frost	34	60-1.8
1988-89	Sheila Frost	37	56-1.5
1989-90	Daedra Charles	33	36-1.1
1990-91	Daedra Charles	35	39-1.1
1991-92	Dana Johnson	31	21-0.7
1992-93	Vonda Ward	32	38-1.2
1993-94	Vonda Ward	32	36-1.1
1994-95	Tiffani Johnson	37	39-1.1
1995-96	Abby Conklin	35	32-0.9
1996-97	Chamique Holdsclaw	39	35-0.9
1997-98	Teresa Geter	39	90-2.3
1998-99	Michelle Snow	34	46-1.4
1999-00	Michelle Snow	37	47-1.3
2000-01	Ashley Robinson	34	51-1.5
2001-02	Michelle Snow	33	55-1.7
2002-03	Ashley Robinson	37	63-1.7
2003-04	Ashley Robinson	35	70-2.0
2004-05	Nicky Anosike	35	33-0.9
2005-06	Candace Parker	36	86-2.4
2006-07	Candace Parker	36	99-2.8
2007-08	Candace Parker	38	90-2.4
2008-09	Kelley Cain	27	49-1.8
2009-10	Kelley Cain	33	113-3.4
2010-11	Kelley Cain	32	66-2.1
2011-12	Glory Johnson	36	41-1.1
2012-13	Isabelle Harrison	25	52-2.1
2013-14	Mercedes Russell	35	40-1.1
2014-15	Isabelle Harrison	21	26-1.2
2015-16	Mercedes Russell	36	66-1.8
2016-17	Mercedes Russell	32	45-1.4
2017-18	Mercedes Russell	33	44-1.3
2018-19	**Kasiyahna Kushkituah**	**27**	**15-0.6**

MISCELLANEOUS SINGLE GAME RECORDS

MOST POINTS SCORED BY UT

	Points	Opponent	Date
1.	136	Puerto Rico-Mayaguez	11/29/02
2.	133	Tennessee-Martin	11/19/99
3.	131	Troy	12/6/17
4.	130	Hawaii Pacific	12/20/85
5.	125	DePaul	1/20/98
6.	124	Tennessee-Martin	2/13/79
7.	119	Mississippi	2/8/01
8.	118	Florida	2/8/80
	118	Memphis State	2/19/92
10.	115	Eastern Kentucky	12/19/87

FEWEST POINTS SCORED BY UT

	Points	Opponent	Date
1.	43	Virginia Tech	12/6/15
2.	44	Notre Dame	1/23/12
3.	46	Alabama	2/25/16
	46	South Carolina	3/8/15
	46	Louisiana Tech	3/26/82
6.	47	LSU	4/6/08
7.	48	Mississippi State	3/5/16
8.	50	Georgia	1/21/10
9.	51	Rutgers	12/29/04
	51	Georgia	1/17/00
	51	Long Beach State	12/13/83

LARGEST MARGIN OF VICTORY

	Margin	Opponent	Date
1.	110	Puerto Rico-Mayaguez	11/29/02
2.	92	Hawaii Pacific	12/20/85
3.	82	Florida Atlantic	1/21/92
4.	79	DePaul	1/20/98
5.	75	Eastern Kentucky	12/19/87
6.	74	Memphis	2/16/99
	74	North Carolina A&T	3/16/94
	74	Florida	2/8/80
9.	73	Stetson	11/26/89
	73	Tennessee-Martin	11/19/99

LARGEST MARGIN OF DEFEAT

	Margin	Opponent	Date
1.	31	Texas	12/11/84
2.	**28**	**Mississippi State**	**2/10/19**
	28	Notre Dame	1/23/12
4.	27	Georgia	1/17/00
5.	24	Connecticut	3/29/02
	24	Southern Cal	3/28/86
	24	Old Dominion	2/14/83
	24	Louisiana Tech	12/15/80
9.	23	Baylor	12/18/12
	23	Louisiana Tech	3/26/82

MOST 1ST HALF POINTS SCORED BY UT

	Points	Opponent	Date
1.	69	Puerto Rico-Mayaguez	11/29/02
2.	67	Hawaii Pacific	12/20/85
3.	63	Central Arkansas	11/15/15
	63	Old Dominion	1/3/00
5.	62	Lipscomb	12/29/13
	62	Western Carolina	3/20/05
	62	Florida Atlantic	1/21/92
8.	61	Troy	12/6/17
	61	Alabama State	12/3/17
	61	DePaul	12/17/99
	61	Vanderbilt	2/28/98
	61	Illinois	11/25/00

FEWEST 1ST HALF POINTS SCORED BY UT

	Points	Opponent	Date
1.	13	Rutgers	1/3/09
2.	14	Virginia	3/25/96
3.	15	Vanderbilt	2/13/11
4.	16	Baylor	12/18/12
	16	Rutgers	12/29/04
	16	Connecticut	1/5/97
	16	Kentucky	3/13/81
8.	17	Alabama	2/25/16
9.	18	LSU	2/21/18
	18	Arkansas	1/11/15
	18	Alabama	2/2/14
	18	Notre Dame	1/23/12
	18	Stanford	12/19/09
	18	Stanford	12/14/03

LARGEST HALFTIME LEAD FOR UT

	Points	Opponent	Date
1.	55	Puerto Rico-Mayaguez	11/29/02
2.	52	Florida Atlantic	1/21/92
3.	47	Hawaii Pacific	12/20/85
4.	44	Maryland	12/4/94
5.	43	Central Arkansas	11/15/15
6.	41	North Carolina A&T	3/16/94
7.	**40**	**Florida A&M**	**11/18/18**
	40	DePaul	1/20/98
9.	39	Florida	1/10/98
	39	East Tennessee State	1/8/86
	39	South Carolina	1/11/01
	39	Kentucky	1/21/01

LARGEST HALFTIME DEFICIT FOR UT

	Points	Opponent	Date
1.	25	Baylor	12/18/12
2.	20	Baylor	12/4/16
	20	Rutgers	1/3/09
4.	19	Mississippi	2/4/96
	19	Southern Cal	3/28/86

MISCELLANEOUS SINGLE GAME RECORDS

6.	17	Rutgers	12/29/04
	17	LSU	3/9/03
	17	Illinois	12/12/97
9.	**16**	**Stetson**	**12/5/18**
	16	**South Carolina**	**2/24/19**
	16	Chattanooga	11/26/14
	16	Florida	1/21/97
	16	South Carolina	2/15/96

MOST 2ND HALF POINTS SCORED BY UT

Points		Opponent	Date
1.	75	Tennessee-Martin	11/19/99
2.	71	Tennessee-Martin	2/13/79
3.	70	Troy	12/6/17
4.	69	Notre Dame	1/7/94
	69	Stetson	11/26/89
6.	68	Mississippi	2/8/01
7.	67	Puerto Rico-Mayaguez	11/29/02
	67	DePaul	1/20/98
9.	64	Mississippi	2/6/05
	64	Kentucky	2/18/88

FEWEST 2ND HALF POINTS SCORED BY UT

Points		Opponent	Date
1.	17	Georgia	2/10/02
	17	Old Dominion	1/26/80
	17	South Carolina	1/23/80
4.	18	Oregon State	12/19/15
	18	Virginia Tech	12/2/15
6.	19	Louisiana Tech	12/4/02
7.	20	South Carolina	3/8/15
	20	Georgia Tech	11/26/10
	20	Georgia	1/21/10
	20	West Virginia	11/19/83

MOST POINTS SCORED BY AN OPPONENT

Points		Opponent	Date
1.	102	Auburn	3/6/87
	102	Louisiana Tech	3/23/79
3.	99	Marquette	11/23/17
4.	99	Louisiana State	3/1/97
5.	98	Louisiana Tech	2/24/97
6.	97	Stanford	12/20/11
	97	Texas	12/9/87
8.	96	Stanford	12/14/91
	96	Kentucky	1/24/86
10.	**95**	**Stanford**	**12/18/18**
	95	Florida	2/26/06

FEWEST POINTS SCORED BY AN OPPONENT

Points		Opponent	Date
1.	26	Puerto Rico-Mayaguez	11/29/02
	26	Florida Atlantic	1/21/92
3.	28	Manhattan	12/7/97
4.	29	Tennessee-Martin	12/5/06
	29	Maryland	12/4/94
6.	32	Tennessee-Martin	11/23/97
7.	**31**	**Florida A&M**	**11/18/18**
8.	33	Stetson	11/20/05
	33	Virginia Tech	2/25/95
	33	Miami (Ohio)	11/23/77

MOST 1ST HALF POINTS BY AN OPPONENT

Points		Opponent	Date
1.	52	Vanderbilt	1/19/96
2.	51	South Carolina	1/20/88
3.	50	Wisconsin	2/4/97
4.	49	Auburn	3/6/87
	49	Kentucky	1/24/86
6.	48	Baylor	12/4/16
	48	Stanford	12/20/11
	48	Texas	12/9/87
	48	Montclair State	12/2/77
10.	**47**	**Stanford**	**12/18/18**
	47	Marquette	11/23/17
	47	Mississippi State	2/14/02

FEWEST 1ST HALF POINTS BY AN OPPONENT

Points		Opponent	Date
1.	8	Maryland	12/4/94
	8	Stetson	11/26/89
3.	10	Florida Atlantic	1/21/92
	10	East Tennessee State	1/8/86
5.	11	Georgia	3/6/15
	11	Arkansas	1/8/12
	11	South Carolina	2/1/07
	11	Memphis State	2/6/89
9.	12	Stetson	11/20/05
10.	13	Rutgers	12/30/12
	13	Mississippi State	2/16/12
	13	Mississippi	1/31/08
	13	Tennessee-Martin	12/5/06
	13	Old Dominion	1/11/96

MOST 2ND HALF POINTS BY AN OPPONENT

Points		Opponent	Date
1.	62	Vanderbilt	1/31/94
2.	61	Louisiana State	3/1/97
3.	59	Maryland	1/15/81
4.	57	Notre Dame	1/18/18
	57	Georgia	12/8/96
	57	Stanford	12/14/91
	57	Louisiana Tech	3/23/79
8.	56	Colorado	12/20/93
	56	UCLA	12/16/90
10.	55	Louisiana Tech	2/24/97
	55	Mississippi	3/25/83

FEWEST 2ND HALF POINTS BY AN OPPONENT

Points		Opponent	Date
1.	10	Central Arkansas	11/30/17
2.	12	Puerto Rico-Mayaguez	11/29/02
3.	**13**	**Florida A&M**	**11/18/18**
	13	Lipscomb	12/29/13
5.	14	Florida	2/22/18
	14	Stetson	3/19/11
	14	George Washington	12/7/05
	14	Manhattan	12/7/97
	14	Georgia	2/25/95
	14	Miami (Ohio)	11/23/77

MOST POINTS IN A QUARTER BY UT

Points		Opponent	Date
1.	44	Troy (3rd)	12/6/17
2.	38	Troy (4th)	12/21/16
	38	Liberty (3rd)	3/16/18
4.	**35**	**Murray State (3rd)**	**12/28/18**
	35	Troy (1st)	12/21/16
	35	Central Arkansas (1st)	11/15/15
7.	**34**	**Florida A&M (1st)**	**11/18/18**
	34	Texas (4th)	12/10/17
	34	Troy (1st)	12/6/17
10.	31	Vanderbilt (4th)	2/4/18
	31	Alabama State (2nd)	12/3/17

FEWEST POINTS IN A QUARTER BY UT

Points		Opponent	Date
1.	3	Alabama (2nd)	2/25/16
	3	Mississippi State (4th)	1/28/16
3.	5	Texas A&M (4th)	2/12/17
4.	6	Auburn (3rd)	1/19/17
	6	Penn State (2nd)	11/20/16
	6	Virginia Tech (4th)	12/6/15
	6	Wichita State (2nd)	12/11/15
8.	**7**	**Stetson (2nd)**	**12/5/18**
	7	Oregon State (2nd)	3/18/18
	7	Georgia (4th)	2/11/18
	7	Chattanooga (3rd)	11/23/15
	7	Mississippi State (2nd)	3/5/16

MOST POINTS IN A QUARTER BY AN OPPONENT

Points		Opponent	Date
1.	34	Notre Dame (4th)	1/18/18
2.	31	Texas (4th)	12/10/17
3.	**30**	**Mississippi State (4th)**	**2/10/19**
	30	Vanderbilt (3rd)	1/7/18
	30	Troy (4th)	12/6/17
6.	**29**	**Vanderbilt (4th)**	**2/28/19**
	29	Louisville (4th)	3/20/17
	29	Alabama (4th)	3/2/17
9.	**28**	**Stanford (4th)**	**12/18/18**
	28	Auburn (2nd)	1/19/17
	28	Arkansas (4th)	2/8/18
	28	Alabama (4th)	2/15/18

FEWEST POINTS IN A QUARTER BY AN OPPONENT

Points		Opponent	Date
1.	0	Central Arkansas (4th)	11/30/17
2.	2	Florida (3rd)	2/22/18
3.	4	Georgia (1st)	2/28/16
4.	5	Navy (4th)	11/13/16
	5	**Florida A&M (4th)**	**11/18/18**
6.	**6**	**Ole Miss (2nd)**	**3/3/19**
	6	**Oklahoma State (3rd)**	**12/2/18**
	6	**Stetson (3rd)**	**12/5/18**
	6	Georgia (2nd)	2/11/18
	6	ETSU (1st)	11/12/17
	6	Ole Miss (2nd)	1/12/17
	6	Arkansas (2nd)	1/14/16
	6	Ole Miss (3rd)	2/18/16

LADY VOL RECORDS

SINGLE GAME RECORDS: INDIVIDUAL

FIELD GOALS MADE

	FGM	Player	Date	Game
1.	24	Patricia Roberts	11/13/76	Kentucky
2.	19	Patricia Roberts	1/24/77	East Tennessee St.
3.	18	Patricia Roberts	3/24/77	vs. Kansas State
	18	Patricia Roberts	1/6/77	Marshall
5.	17	Tanya Haave	12/11/82	at Stephen F. Austin
	17	Sue Thomas	1/14/76	at Western Carolina
7.	16	Sheila Frost	1/17/88	Vanderbilt
	16	Tanya Haave	2/9/83	at Kentucky
	16	Patricia Roberts	3/3/77	vs. Middle Tenn. St.
	16	Patricia Roberts	1/14/77	at Western Carolina

FIELD GOALS ATTEMPTED

	FGA	Player	Date	Game
1.	31	Jill Rankin	1/4/80	North Carolina St.
	31	Patricia Roberts	11/13/76	Kentucky
	31	Sue Thomas	1/14/76	at Western Carolina
4.	29	Cindy Brogdon	1/28/78	at Kentucky
5.	28	Diamond DeShields	2/5/17	at Georgia
	28	Chamique Holdsclaw	12/15/96	=Stanford
	28	Shelia Collins	3/3/85	at Mississippi
	28	Cindy Brogdon	3/23/79	vs. Louisiana Tech
	28	Cindy Brogdon	2/12/78	Memphis State
10.	27	Candace Parker	4/6/08	vs. Louisiana State
	27	Chamique Holdsclaw	3/16/98	Western Kentucky
	27	Shelia Collins	2/2/85	Georgia

FIELD GOAL PERCENTAGE

	FG%	Player (FGM-FGA)	Date	Game
1.	1.000	Gwen Jackson (14-14)	11/29/02	at PR-Mayaguez
2.	1.000	Gwen Jackson (9-9)	11/25/00	vs. Illinois
	1.000	Nikki McCray (9-9)	1/22/94	at Mississippi St.
	1.000	Sheila Frost (9-9)	12/16/87	at Oregon State
	1.000	Lynne Collins (9-9)	12/17/82	at Louisiana St.
	1.000	Jerilynn Harper (9-9)	1/29/79	Louisiana State
7.	1.000	Bashaara Graves (8-8)	11/18/15	Penn State
8.	1.000	Bashaara Graves (7-7)	2/12/15	at Mississippi
9.	1.000	Nia Moore (6-6)	3/6/15	vs. Georgia
	1.000	Bashaara Graves (6-6)	12/17/13	Tennessee State
	1.000	Ariel Massengale (6-6)	1/3/12	Chattanooga
	1.000	Kamiko Williams (6-6)	11/15/10	Chattanooga
	1.000	Kelley Cain (6-6)	12/6/09	Texas
	1.000	Nicky Anosike (6-6)	11/26/07	Louisiana Tech
	1.000	Loree Moore (6-6)	11/29/02	at PR-Mayaguez

THREE-POINT FIELD GOALS MADE

	3PM	Player	Date	Game
1.	8	Ariel Massengale	3/1/15	Vanderbilt
	8	Meighan Simmons	11/28/13	vs. Virginia
	8	Meighan Simmons	12/1/10	Lamar
4.	**7**	**Meme Jackson**	**12/21/18**	**ETSU**
	7	Alexa Middleton	12/21/16	Troy
	7	Angie Bjorklund	3/6/11	vs. Kentucky
	7	Angie Bjorklund	1/24/08	Arkansas
	7	Angie Bjorklund	1/5/08	Notre Dame
	7	Angie Bjorklund	12/16/07	Gonzaga
	7	Shanna Zolman	2/19/06	at Alabama
10.	6	Alexa Middleton	11/13/16	Navy
	6	Ariel Massengale	11/21/14	Winthrop
	6	Shekinna Stricklen	1/30/11	at Arkansas
	6	Angie Bjorklund	2/14/10	Florida
	6	Angie Bjorklund	1/28/10	Auburn
	6	Angie Bjorklund	3/6/09	vs. Florida
	6	Angie Bjorklund	12/18/08	at Old Dominion
	6	Shannon Bobbitt	11/15/07	vs. Oklahoma
	6	Shannon Bobbitt	1/28/07	at Alabama
	6	Tasha Butts	2/15/04	at Vanderbilt
	6	Kara Lawson	3/08/03	Mississippi State
	6	Kara Lawson	2/27/03	Vanderbilt
	6	Kara Lawson	1/12/03	Auburn
	6	Kara Lawson	12/21/02	at Texas
	6	Kara Lawson	1/30/00	Kentucky
	6	Abby Conklin	12/18/96	at Texas Tech

THREE-POINT FIELD GOALS ATTEMPTED

	3PA	Player	Date	Game
1.	17	Meighan Simmons	11/28/13	vs. Virginia
2.	16	Angie Bjorklund	1/24/08	Arkansas
3.	15	Meighan Simmons	12/1/10	Lamar
4.	14	Meighan Simmons	1/15/11	Vanderbilt
5.	**13**	**Meme Jackson**	**12/18/18**	**Stanford**
	13	Angie Bjorklund	3/6/10	vs. Vanderbilt
	13	Shanna Zolman	3/21/06	vs. G. Washington
8.	**12**	**Meme Jackson**	**12/21/18**	**ETSU**
	12	Ariel Massengale	1/25/15	Georgia
	12	Meighan Simmons	4/2/13	vs. Louisville
	12	Angie Bjorklund	1/15/11	Vanderbilt
	12	Angie Bjorklund	3/20/10	vs. Austin Peay
	12	Angie Bjorklund	2/14/10	Florida
	12	Angie Bjorklund	1/28/10	Auburn
	12	Angie Bjorklund	2/8/09	at Florida
	12	Angie Bjorklund	12/16/07	Gonzaga
	12	Shanna Zolman	2/19/06	at Alabama

THREE-POINT FIELD GOAL PERCENTAGE

	3P%	Player (3PM-3PA)	Date	Game
1.	1.000	Tasha Butts (6-6)	2/15/04	at Vanderbilt
	1.000	Kara Lawson (6-6)	2/27/03	Vanderbilt
3.	1.000	Sidney Spencer (5-5)	1/7/06	Connecticut
	1.000	Kara Lawson (5-5)	2/2/03	at Vanderbilt
5.	1.000	Alexa Middleton (4-4)	11/11/16	at JMU
	1.000	Meighan Simmons (4-4)	1/2/14	LSU
	1.000	Ariel Massengale (4-4)	1/3/12	Chattanooga
	1.000	Angie Bjorklund (4-4)	2/27/11	LSU
	1.000	Angie Bjorklund (4-4)	1/6/11	Alabama
	1.000	Sidney Spencer (4-4)	2/2/06	at Mississippi
	1.000	Laurie Milligan (4-4)	12/4/94	at Maryland
	1.000	Jody Adams (4-4)	2/13/91	DePaul

FREE THROWS MADE

	FTM	Player	Date	Game
1.	17	Candace Parker	12/13/07	Middle Tennessee
	17	Bridgette Gordon	3/25/89	vs. Long Beach St.
3.	16	Shelia Collins	1/25/85	at Old Dominion
4.	15	Jaime Nared	2/4/18	Vanderbilt
	15	Chamique Holdsclaw	2/12/98	at Memphis
	15	Shelia Collins	2/27/85	Louisiana State
7.	14	Shelia Collins	3/25/84	Georgia
8.	13	Jaime Nared	12/21/17	Stanford
	13	Diamond DeShields	1/8/17	Mississippi State
	13	Chamique Holdsclaw	3/23/98	vs. North Carolina
	13	Tonya Edwards	3/24/90	vs. Virginia
	13	Bridgette Gordon	3/6/89	vs. Auburn
	13	Gail Dobson	3/1/75	vs. Union (Tenn.)
	13	Gail Dobson	2/14/75	vs. Appalachian St.

FREE THROWS ATTEMPTED

	FTA	Player	Date	Game
1.	21	Candace Parker	12/13/07	Middle Tennessee
2.	20	Bridgette Gordon	3/25/89	vs. Long Beach St.
3.	19	Shelia Collins	1/25/85	at Old Dominion
4.	18	Tonya Edwards	3/24/90	vs. Virginia
5.	17	Jaime Nared	2/4/18	Vanderbilt
	17	Candace Parker	3/30/08	vs. Notre Dame
	17	Chamique Holdsclaw	2/12/98	at Memphis
7.	16	Isabelle Harrison	1/2/14	LSU
	16	Glory Johnson	3/4/11	vs. Florida
	16	Candace Parker	2/26/06	Florida
	16	Daedra Charles	3/2/91	vs. Vanderbilt
	16	Shelia Collins	2/27/85	Louisiana State
	16	Shelia Collins	3/25/84	Georgia

FREE THROW PERCENTAGE

	FT%	Player (FTM-FTA)	Date	Game
1.	1.000	Gail Dobson (13-13)	3/1/75	vs. Union (Tenn.)
2.	1.000	Gail Dobson (12-12)	2/27/75	vs. Union (Tenn.)
3.	1.000	Debbie Groover (11-11)	11/23/77	Miami (Ohio)
4.	1.000	Mercedes Russell (10-10)	3/1/18	Auburn
	1.000	Ariel Massengale (10-10)	1/5/14	at Georgia
	1.000	Ariel Massengale (10-10)	11/18/12	at Miami (Fla.)
	1.000	Shekinna Stricklen (10-10)	1/15/09	at Mississippi St.
	1.000	Shanna Zolman (10-10)	1/7/06	Connecticut
	1.000	Laurie Milligan (10-10)	1/19/97	at Vanderbilt
	1.000	Tiffany Woosley (10-10)	3/6/94	vs. Alabama
	1.000	Tiffany Woosley (10-10)	2/5/94	Alabama
	1.000	Sheila Frost (10-10)	1/23/89	Southern Illinois
	1.000	Tonya Edwards (10-10)	1/7/87	at Old Dominion

POINTS

	Points	Player	Date	Game
1.	51	Patricia Roberts	11/13/76	Kentucky
2.	43	Tanya Haave	12/11/82	at Stephen F. Austin
	43	Patricia Roberts	1/24/77	East Tennessee St.

LADY VOL RECORDS

4.	40	Shelia Collins	3/3/85	at Mississippi
	40	Patricia Roberts	3/26/77	vs. Immaculata
6.	39	Chamique Holdsclaw	3/15/99	Boston College
	39	Chamique Holdsclaw	2/14/98	Auburn
	39	Gail Dobson	3/1/75	vs. Union (Tenn.)
9.	38	Tamika Catchings	2/26/99	vs. Florida
	38	Patricia Roberts	1/6/77	Marshall

REBOUNDS

	Rebs	Player	Date	Game
1.	24	Patricia Roberts	2/19/77	vs. Anderson J.C.
2.	22	Daedra Charles	3/16/91	S.W. Missouri State
	22	Karla Horton	11/24/85	East Carolina
4.	21	Glory Johnson	3/19/12	DePaul
5.	20	Sheila Frost	12/20/87	Northern Illinois
	20	Debbie Groover	1/27/79	Valdosta State
	20	Cindy Brogdon	2/12/78	at Kentucky
	20	Patricia Roberts	3/10/77	vs. Clemson
	20	Patricia Roberts	3/3/77	vs. Middle Tenn. St.
	20	Patricia Roberts	2/12/77	at Eastern Kentucky
	20	Patricia Roberts	11/13/76	Kentucky

ASSISTS

	Assts	Player	Date	Game
1.	18	Dawn Marsh	3/6/88	vs. Georgia
2.	14	Holly Warlick	2/12/78	Memphis State
3.	13	Jordan Reynolds	12/21/16	Troy
	13	Ariel Massengale	11/28/13	vs Virginia
	13	Shannon Bobbitt	12/16/07	Gonzaga
	13	Dawn Marsh	1/11/87	Kentucky
7.	12	Evina Westbrook	12/6/17	Troy
	12	Ariel Massengale	1/2/14	LSU
	12	Ariel Massengale	1/15/12	Vanderbilt
	12	Shekinna Stricklen	1/3/10	Oklahoma
	12	Michelle Marciniak	2/25/95	Georgia
	12	Dawn Marsh	1/17/88	Vanderbilt
	12	Dawn Marsh	3/20/86	vs. Georgia
	12	Lea Henry	2/28/82	at Kentucky
	12	Holly Warlick	3/5/80	Clemson

BLOCKED SHOTS

	Blocks	Player	Date	Game
1.	12	Kelley Cain	2/22/10	Alabama
2.	8	Kelley Cain	2/4/10	Arkansas
	8	Ashley Robinson	12/11/03	Rutgers
4.	7	Isabelle Harrison	1/3/13	at South Carolina
	7	Kelley Cain	2/25/10	Kentucky
	7	Kelley Cain	2/14/10	Florida
	7	Kelley Cain	3/5/09	vs. Alabama
	7	Candace Parker	11/28/06	at Louisiana Tech
	7	Candace Parker	11/24/05	vs. Michigan State
	7	Michelle Snow	3/31/00	vs. Rutgers
	7	Cindy Noble	3/21/81	Illinois State

STEALS

	Steals	Player	Date	Game
1.	11	Michelle Marciniak	1/14/96	at Kentucky
2.	10	Shelia Collins	2/8/85	at Florida State
3.	9	Holly Warlick	1/24/79	at Louisiana State
4.	8	Alexis Hornbuckle	3/25/08	at Purdue
	8	Alberta Auguste	11/28/06	at Louisiana Tech
	8	Loree Moore	11/19/04	at Chattanooga
	8	Tamika Catchings	2/16/99	Memphis
	8	Nikki McCray	2/12/95	Vanderbilt
	8	Nikki McCray	1/20/94	Virginia Tech
	8	Nikki McCray	1/7/94	at Notre Dame
	8	Nikki McCray	12/9/92	UNC-Charlotte
	8	Nikki McCray	2/19/92	at Memphis State

SINGLE GAME RECORDS: TEAM

FIELD GOALS MADE

	FGM	Game	Date
1.	58	at Hawaii Pacific	12/20/85
2.	57	at Puerto Rico-Mayaguez	11/29/02
3.	55	Tennessee-Martin	2/13/79
4.	54	Troy	12/6/17
5.	53	Marshall	1/6/77
6.	52	Chattanooga State J.C.	1/29/76
7.	50	Tennessee-Martin	11/19/99
	50	vs. Tenn.-Chattanooga	2/28/75
9.	48	at Memphis State	2/19/92
	48	Stetson	11/26/89

FIELD GOALS ATTEMPTED

	FGA	Game	Date
1.	98	at Youngstown State	2/9/93
2.	97	Stetson	11/26/89
3.	96	Chattanooga State J.C.	1/29/76
4.	92	Tennessee State	2/27/88
5.	91	Troy	12/6/17
	91	Providence	1/25/93
6.	90	vs. Ohio State	12/17/81
	90	at Kentucky	1/28/78
8.	88	vs. Memphis State	3/2/78
9.	87	vs. George Mason	12/6/97
	87	Vanderbilt	1/17/88

FIELD GOAL PERCENTAGE

	FG%	Game (FGM-FGA)	Date
1.	.721	at Old Dominion (44-61)	1/4/89
2.	.717	vs. Valdosta State (43-60)	11/29/80
3.	.716	at Hawaii Pacific (58-81)	12/20/85
4.	.692	at UCLA (36-52)	12/17/11
5.	.691	St. Joseph's (38-55)	11/16/98
6.	.673	at Purdue (37-55)	12/2/95
	.673	at Notre Dame (37-55)	1/7/94
8.	.672	vs. Old Dominion (43-64)	12/30/09
9.	.663	at Puerto Rico-Mayaguez (57-86)	11/29/02
10.	.662	at Memphis State (43-65)	2/24/86

THREE-POINT FIELD GOALS MADE

	3PM	Game	Date
1.	16	vs. Kentucky	3/6/11
2.	15	Lamar	12/1/10
	15	Chattanooga	11/15/10
4.	13	Auburn	1/28/10
	13	Arkansas	1/24/08
	13	Mississippi	2/6/05
	13	vs. Army	11/30/02
8.	12	Long Beach State	12/17/17
	12	Navy	11/13/16
	12	Vanderbilt	3/1/15
	12	vs. Oral Roberts	3/23/08
	12	Mississippi	2/8/01

THREE-POINT FIELD GOALS ATTEMPTED

	3PA	Game	Date
1.	36	Lamar	12/1/10
2.	35	Chattanooga	11/15/10
3.	32	Vanderbilt	1/15/11
4.	**30**	**Florida A&M**	**11/18/18**
	30	Arkansas	1/24/08
6.	29	Long Beach State	12/17/17
	29	vs. Oral Roberts	3/23/08
8.	**28**	**Stanford**	**12/18/18**
9.	27	UT Martin	3/17/12
	27	Mississippi	2/6/05

THREE-POINT FIELD GOAL PERCENTAGE

	3P%	Game (3PM-3PA)	Date
1.	.875	at Notre Dame (7-8)	1/7/94
2.	.857	Navy (12-14)	11/13/16
	.857	vs. Vanderbilt (6-7)	2/28/98
4.	.833	DePaul (5-6)	2/13/91
5.	.762	vs. Kentucky (16-21)	3/6/11
6.	.733	Princeton (11-15)	12/20/05
7.	.727	vs. Ole Miss (8-11)	3/27/07
8.	.714	Kentucky (5-7)	2/11/07
	.714	Vanderbilt (5-7)	2/18/99
	.714	Stanford (5-7)	12/1/94
	.714	at Memphis State (5-7)	2/19/92
	.714	Florida Atlantic (5-7)	1/21/92

LADY VOL RECORDS

FREE THROWS MADE

	FTM	Game	Date
1.	40	at Florida	2/3/05
2.	38	vs. Long Beach State	3/25/89
3.	37	at Vanderbilt	1/19/97
4.	36	Long Beach State	12/3/88
5.	35	Southern California	3/21/82
6.	34	vs. Alabama	3/6/94
	34	vs. Georgia	3/5/94
8.	33	at Old Dominion	1/7/87
9.	32	Connecticut	1/7/06
	32	Florida	2/19/04
	32	at Memphis	2/12/98

FREE THROWS ATTEMPTED

	FTA	Game	Date
1.	53	Long Beach State	12/3/88
2.	48	vs. Long Beach State	3/25/89
3.	47	Tennessee State	2/17/86
4.	46	at Florida	2/3/05
5.	45	Memphis	2/16/99
	45	UCLA	12/21/98
	45	at Vanderbilt	1/19/97
8.	44	vs. Alabama	3/6/94
9.	43	at Chattanooga	11/21/08
	43	vs. Stanford	12/1/94

FREE THROW PERCENTAGE

	FT%	Game (FTM-FTA)	Date
1.	1.000	Alabama (18-18)	2/19/15
	1.000	LSU (10-10)	2/22/10
	1.000	**Mississippi State (9-9)**	**3/8/19**
	1.000	vs. Southern California (9-9)	4/1/84
	1.000	Florida (8-8)	2/22/18
	1.000	Tenn.-Chattanooga (6-6)	12/5/84
7.	.958	Vanderbilt (23-24)	2/27/03
	.958	at Kentucky (23-24)	2/13/85
9.	.956	Wake Forest (22-23)	3/19/88
10.	.955	vs. Gonzaga (21-22)	3/28/15

POINTS

	Points	Game	Date
1.	136	at Puerto Rico-Mayaguez	11/29/02
2.	133	Tennessee-Martin	11/19/99
3.	131	Troy	12/6/17
4.	130	at Hawaii Pacific	12/20/85
5.	125	at DePaul	1/20/98
6.	124	Tennessee-Martin	2/13/79
7.	119	Mississippi	2/8/01
8.	118	at Memphis State	2/19/92
	118	Florida	2/8/80
10.	115	Eastern Kentucky	12/19/87

REBOUNDS

	Reb	Game	Date
1.	76	Tennessee State	2/27/88
2.	74	Troy	12/14/13
3.	73	Troy	12/6/17
4.	72	Belmont	3/1/79
5.	71	Saint Francis	12/3/14
	71	at Youngstown State	2/9/93
7.	70	Tennessee State	2/17/86
8.	66	Virginia	11/19/95
9.	65	Georgia Tech	11/17/13
	65	vs. Marquette	11/23/96

ASSISTS

	Assists	Game	Date
1.	41	at Hawaii Pacific	12/20/85
2.	38	Troy	12/6/17
3.	36	East Tennessee State	2/5/80
4.	35	Kansas State	1/7/82
5.	33	vs. Valdosta State	11/29/80
6.	32	at Fullerton State	12/16/79
7.	31	Lipscomb	12/29/13
	31	Stetson	11/26/89
	31	Tennessee Tech	3/15/87
	31	at Memphis State	2/24/86
	31	Tennessee State	2/17/86
	31	at San Jose State	12/15/79

BLOCKED SHOTS

	Blocks	Game	Date
1.	15	Kentucky	2/25/10
2.	14	LSU	2/22/10
3.	13	Eastern Kentucky	12/19/87
4.	12	ETSU	11/12/17
	12	Alabama	1/6/11
	12	Florida	2/14/10
	12	Louisville	12/16/09
	12	Auburn	1/10/08
	12	Notre Dame	12/30/06
	12	vs. Colgate	3/20/04

STEALS

	Steals	Game	Date
1.	38	at Hawaii Pacific	12/20/85
2.	27	Louisiana State	2/22/98
3.	24	at Tennessee-Martin	11/23/97
	24	Providence	1/25/93
	24	North Carolina-Charlotte	12/9/92
	24	Mississippi State	2/21/87
7.	23	at George Washington	11/27/01
	23	Radford	3/16/96
	23	at Notre Dame	1/7/94
	23	Kentucky	2/17/79

SINGLE SEASON RECORDS

INDIVIDUAL

GAMES PLAYED

	Games	Player	Year
1.	39	Tamika Catchings	1997-98
	39	Teresa Geter	1997-98
	39	Chamique Holdsclaw	1997-98
	39	Kellie Jolly	1997-98
	39	LaShonda Stephens	1997-98
	39	Kyra Elzy	1996-97
	39	Chamique Holdsclaw	1996-97
	39	Brynae Laxton	1996-97
	39	Cindy Brogdon	1978-79
	39	Susan Clower	1978-79
	39	Debbie Groover	1978-79
	39	Kathy O'Neil	1978-79
	39	Holly Warlick	1978-79

GAMES STARTED

	Starts	Player	Year
1.	39	Chamique Holdsclaw	1997-98
	39	Cindy Brogdon	1978-79
	39	Debbie Groover	1978-79
	39	Holly Warlick	1978-79
5.	38	Nicky Anosike	2007-08
	38	Shannon Bobbitt	2007-08
	38	Gwen Jackson	2002-03
	38	Kara Lawson	2002-03
	38	Loree Moore	2002-03
	38	Tamika Catchings	1997-98
	38	Kellie Jolly	1997-98
	38	Chamique Holdsclaw	1996-97
	38	Pashen Thompson	1996-97
	38	Cindy Noble	1979-80
	38	Jill Rankin	1979-80
	38	Holly Warlick	1979-80

FIELD GOALS MADE

	FGM	Player	Year
1.	428	Trish Roberts	1976-77
2.	370	Chamique Holdsclaw	1997-98
3.	344	Cindy Brogdon	1978-79
4.	332	Chamique Holdsclaw	1996-97
5.	300	Candace Parker	2007-08
	300	Bridgette Gordon	1988-89
7.	296	Jill Rankin	1979-80
8.	294	Chamique Holdsclaw	1998-99
9.	289	Bridgette Gordon	1987-88
10.	286	Cindy Brogdon	1977-78

FIELD GOALS ATTEMPTED

	FGA	Player	Year
1.	693	Cindy Brogdon	1978-79
2.	678	Chamique Holdsclaw	1997-98
3.	667	Chamique Holdsclaw	1996-97
4.	662	Trish Roberts	1976-77
5.	593	Cindy Brogdon	1977-78
6.	567	Chamique Holdsclaw	1998-99
7.	563	Bridgette Gordon	1988-89
8.	560	Candace Parker	2007-08
9.	536	Jill Rankin	1979-80
10.	534	Bridgette Gordon	1987-88

FIELD GOAL PERCENTAGE (MIN. 250 ATTEMPTS)

	FG%	Player (FGM-FGA)	Year
1.	.679	Cindy Noble (266-392)	1979-80
2.	.647	Trish Roberts (428-662)	1976-77
3.	.615	Sheila Frost (208-338)	1987-88
4.	.614	Dana Johnson (215-350)	1994-95
5.	.597	Cindy Noble (178-298)	1980-81
6.	.590	Sheila Frost (161-273)	1986-87
7.	.588	Mercedes Russell (194-330)	2017-18
8.	.586	Mary Ostrowski (190-324)	1982-83
9.	.582	Cindy Noble (170-292)	1978-79
10.	.580	Sheila Frost (181-312)	1985-86

THREE-POINT FIELD GOALS MADE

	3PM	Player	Year
1.	103	Shanna Zolman	2005-06
2.	102	Angie Bjorklund	2009-10
3.	79	Kara Lawson	1999-00
4.	78	Shannon Bobbitt	2007-08
5.	77	Kara Lawson	2002-03
6.	74	Ariel Massengale	2014-15
7.	73	Angie Bjorklund	2010-11
8.	72	Meighan Simmons	2013-14
9.	69	Meighan Simmons	2012-13
	69	Shannon Bobbitt	2006-07

THREE-POINT FIELD GOALS ATTEMPTED

	3PA	Player	Year
1.	239	Angie Bjorklund	2009-10
2.	238	Shanna Zolman	2005-06
3.	202	Ariel Massengale	2014-15
4.	200	Meighan Simmons	2013-14
5.	195	Shannon Bobbitt	2007-08
6.	189	Meighan Simmons	2012-13
7.	187	Meighan Simmons	2010-11
8.	185	Angie Bjorklund	2007-08
9.	181	Kara Lawson	1999-00
10.	171	Kara Lawson	2002-03

THREE-POINT FIELD GOAL PCT. (MIN. 50 ATTEMPTS)

	3P%	Player (3PM-3PA)	Year
1.	.490	Dena Head (25-51)	1990-91
2.	.455	Tiffany Woosley (46-101)	1993-94
3.	.451	Angie Bjorklund (73-162)	2010-11
4.	.450	Kara Lawson (77-171)	2002-03
5.	.436	Shanna Zolman (68-156)	2004-05
	.436	Kara Lawson (79-181)	1999-00
7.	.434	Sidney Spencer (53-122)	2005-06
8.	.433	Shanna Zolman (103-238)	2005-06
9.	.427	Angie Bjorklund (102-239)	2009-10
10.	.426	Shanna Zolman (58-136)	2003-04

LADY VOL RECORDS

FREE THROWS MADE

	FTM	Player	Year
1.	201	Candace Parker	2007-08
2.	166	Candace Parker	2006-07
	166	Chamique Holdsclaw	1997-98
4.	169	Jaime Nared	2017-18
5.	165	Tamika Catchings	1997-98
6.	159	Candace Parker	2005-06
7.	155	Semeka Randall	1997-98
8.	147	Dana Johnson	1994-95
9.	145	Cindy Noble	1979-80
10.	141	Jaime Nared	2016-17

FREE THROWS ATTEMPTED

	FTA	Player	Year
1.	288	Candace Parker	2007-08
2.	232	Candace Parker	2006-07
3.	227	Glory Johnson	2010-11
4.	218	Candace Parker	2005-06
5.	217	Glory Johnson	2011-12
	217	Tamika Catchings	1997-98
	217	Chamique Holdsclaw	1997-98
8.	213	Semeka Randall	1997-98
9.	208	Daedra Charles	1990-91
10.	206	Jaime Nared	2017-18

FREE THROW PCT. (MIN. 50 ATTEMPTS)

	FT%	Player (FTM-FTA)	Year
1.	.957	Shanna Zolman (88-92)	2003-04
2.	.944	Shanna Zolman (85-90)	2005-06
3.	.900	Sidney Spencer (54-60)	2006-07
4.	.892	Shanna Zolman (58-65)	2002-03
5.	.884	Kara Lawson (99-112)	2002-03
6.	.880	Tiffany Woosley (110-125)	1993-94
7.	.879	Latina Davis (51-58)	1993-94
8.	**.876**	**Rennia Davis (78-89)**	**2018-19**
	.876	Jaime Nared (141-161)	2016-17
10.	.864	Cindy Brogdon (102-118)	1977-78

POINTS

	Points	Player	Year
1.	987	Trish Roberts	1976-77
2.	915	Chamique Holdsclaw	1997-98
3.	809	Candace Parker	2007-08
4.	803	Chamique Holdsclaw	1996-97
5.	784	Cindy Brogdon	1978-79
6.	735	Bridgette Gordon	1988-89
7.	730	Jill Rankin	1979-80
8.	724	Chamique Holdsclaw	1998-99
9.	711	Tamika Catchings	1997-98
10.	706	Candace Parker	2006-07

POINTS AVERAGE

	Points	Player	Year
1.	29.9	Patricia Roberts	1976-77
2.	23.5	Chamique Holdsclaw	1997-98
3.	21.7	Cindy Brogdon	1977-78
4.	21.3	Candace Parker	2007-08
	21.3	Chamique Holdsclaw	1998-99
6.	20.8	Bridgette Gordon	1987-88
7.	20.6	Chamique Holdsclaw	1996-97
8.	20.4	Bridgette Gordon	1988-89
9.	20.1	Cindy Brogdon	1978-79
10.	19.6	Candace Parker	2006-07

REBOUNDS

	Reb	Player	Year
1.	467	Trish Roberts	1976-77
2.	367	Chamique Holdsclaw	1996-97
3.	359	Glory Johnson	2010-11
4.	355	Glory Johnson	2011-12
5.	352	Candace Parker	2006-07
6.	338	Debbie Groover	1978-79
7.	328	Chamique Holdsclaw	1997-98
8.	326	Isabelle Harrison	2013-14
	326	Chamique Holdsclaw	1995-96
10.	322	Candace Parker	2007-08
	322	Daedra Charles	1990-91

REBOUND AVERAGE

	RPG	Player	Year
1.	14.2	Trish Roberts	1976-77
2.	9.9	Glory Johnson	2011-12
3.	9.8	Candace Parker	2006-07
4.	9.7	Mercedes Russell	2016-17
	9.7	Glory Johnson	2010-11
6.	9.4	Chamique Holdsclaw	1996-97
	9.4	Lisa Harrison	1992-93
	9.4	Sheila Frost	1985-86
	9.4	Shelia Collins	1984-85
10.	9.3	Isabelle Harrison	2013-14

ASSISTS

	Assists	Player	Year
1.	243	Dawn Marsh	1987-88
2.	225	Holly Warlick	1979-80
3.	204	Michelle Marciniak	1994-95
4.	193	Dawn Marsh	1986-87
5.	192	Dawn Marsh	1985-86
6.	181	Holly Warlick	1978-79
7.	165	Lea Henry	1980-81
8.	162	Ariel Massengale	2011-12
9.	158	Ariel Massengale	2012-13
	158	Lea Henry	1981-82
	154	**Evina Westbrook**	**2017-**

ASSIST AVERAGE

	APG	Player	Year
1.	7.1	Dawn Marsh	1987-88
2.	6.0	Dawn Marsh	1986-87
3.	5.9	Holly Warlick	1979-80
4.	5.8	Ariel Massengale	2013-14
5.	5.7	Michelle Marciniak	1994-95
6.	5.6	Dawn Marsh	1985-86
7.	5.3	Lea Henry	1980-81
8.	**5.1**	**Evina Westbrook**	**2018-19**
9.	5.0	Holly Warlick	1977-78
10.	4.9	Ariel Massengale	2011-12
	4.9	Lea Henry	1981-82

BLOCKED SHOTS

	Blocks	Player	Year
1.	113	Kelley Cain	2009-10
2.	99	Candace Parker	2006-07
3.	90	Candace Parker	2007-08
	90	Teresa Geter	1997-98
5.	86	Candace Parker	2005-06
6.	77	Sheila Frost	1985-86
7.	70	Ashley Robinson	2003-04
8.	66	Mercedes Russell	2015-16
	66	Kelley Cain	2010-11
10.	63	Ashley Robinson	2002-03

STEALS

	Steals	Player	Year
1.	141	Holly Warlick	1978-79
2.	114	Alexis Hornbuckle	2006-07
3.	113	Shelia Collins	1984-85
4.	110	Chamique Holdsclaw	1997-98
5.	109	Holly Warlick	1979-80
6.	105	Bridgette Gordon	1988-89
7.	104	Alexis Hornbuckle	2007-08
8.	102	Semeka Randall	1997-98
9.	101	Michelle Marciniak	1995-96
10.	100	Tamika Catchings	1997-98

CAREER RECORDS

INDIVIDUAL

GAMES PLAYED

	Gms.	Player	Years
1.	148	Chamique Holdsclaw	1995-99
2.	146	Nicky Anosike	2004-08
3.	144	Shanna Zolman	2002-06
4.	143	Meighan Simmons	2010-14
	143	Kara Lawson	1999-2003
	143	Abby Conklin	1993-97
7.	141	Glory Johnson	2009-10-11-12
	141	Tasha Butts	2000-04
	141	Holly Warlick	1976-80
10.	140	Tye'sha Fluker	2002-06
	140	Semeka Randall	1997-2001

GAMES STARTED

	Starts	Player	Years
1.	147	Chamique Holdsclaw	1995-99
2.	138	Shekinna Stricklen	2008-12
3.	137	Kara Lawson	1999-2003
4.	133	Nicky Anosike	2004-08
5.	127	Meighan Simmons	2010-14
6.	128	Bashaara Graves	2012-16
7.	126	Tamika Catchings	1997-2001
8.	123	Lea Henry	1979-83
9.	121	Bridgette Gordon	1985-89
10.	119	Alexis Hornbuckle	2004-08
	119	Semeka Randall	1997-2001

FIELD GOALS MADE

	Made	Player	Years
1.	1233	Chamique Holdsclaw	1995-99
2.	1017	Bridgette Gordon	1985-89
3.	797	Candace Parker	2005-08
4.	760	Tamika Catchings	1997-2001
5.	754	Sheila Frost	1985-89
6.	746	Meighan Simmons	2010-14
	746	Tanya Haave	1980-84
8.	731	Semeka Randall	1997-2001
9.	692	Shekinna Stricklen	2008-12
10.	687	Mary Ostrowski	1980-84

FIELD GOALS ATTEMPTED

	FGA	Player	Years
1.	2419	Chamique Holdsclaw	1995-99
2.	1985	Bridgette Gordon	1985-89
3.	1834	Meighan Simmons	2010-14
4.	1590	Semeka Randall	1997-2001
5.	1583	Shekinna Stricklen	2008-12
6.	1506	Tamika Catchings	1997-2001
7.	1482	Candace Parker	2005-08
8.	1475	Kara Lawson	1999-2003
9.	1456	Tanya Haave	1980-84
10.	1404	Shyra Ely	2001-05

FIELD GOAL PCT.(MIN. 200 ATTEMPTS)

	FG%	Player (FGM-FGA)	Years
1.	.647	Trish Roberts (428-662)	1976-77
2.	.625	Cindy Noble (614-982)	1978-81
3.	.606	Kelley Cain (343-566)	2008-11
4.	.591	Sheila Frost (754-1276)	1985-89
5.	.570	Mercedes Russell (647-1135)	2013-18
6.	.561	Jerilynn Harper (152-271)	1978-79
7.	.553	M. Snow (585-1057)	1998-2002
8.	.5522	Jill Rankin (296-536)	1979-80
9.	.5520	Daedra Charles (594-1077)	1988-91
10.	**.549**	**Cheridene Green. (162-295)**	**2017-**
	.549	D. Johnson (622-1132)	1991-95

LADY VOL RECORDS

THREE-POINT FIELD GOALS MADE

	3PM	Player	Years
1.	305	Angie Bjorklund	2007-11
2.	266	Shanna Zolman	2002-06
3.	256	Kara Lawson	1999-2003
4.	255	Meighan Simmons	2010-14
5.	164	Ariel Massengale	2011-2015
6.	163	Shekinna Stricklen	2008-12
7.	161	Brittany Jackson	2001-05
8.	147	Shannon Bobbitt	2006-08
9.	143	Taber Spani	2009-13
10.	133	Sidney Spencer	2003-07

THREE-POINT FIELD GOALS ATTEMPTED

	3PA	Player	Years
1.	740	Meighan Simmons	2010-14
2.	738	Angie Bjorklund	2007-11
3.	626	Shanna Zolman	2002-06
4.	617	Kara Lawson	1999-2003
5.	481	Shekinna Stricklen	2008-12
6.	455	Ariel Massengale	2011-15
7.	443	Brittany Jackson	2001-05
8.	381	Taber Spani	2009-13
9.	**372**	**Meme Jackson**	**2015-**
10.	368	Nikki Caldwell	1990-94

THREE-POINT FIELD GOAL PCT. (MIN. 100 ATTEMPTS)

	3P%	Player (3PM-3PA)	Years
1.	.425	S. Zolman (266-626)	2002-06
2.	.415	Kara Lawson (256-617)	1999-2003
3.	.413	A. Bjorklund (305-738)	2007-11
4.	.412	April McDivitt (101-245)	1999-2002
5.	.406	Shannon Bobbitt (147-362)	2006-08
6.	.396	S. Spencer (133-336)	2003-07
7.	.393	Gwen Jackson (55-140)	1999-03
8.	.391	T. Woosley (132-338)	1991-95
9.	.375	Taber Spani (143-381)	2009-13
10.	.364	Kellie Jolly (99-272)	1995-99
	.341	**Meme Jackson (127-372)**	**2015-**

FREE THROWS MADE

	FTM	Player	Years
1.	526	Candace Parker	2005-08
2.	523	Chamique Holdsclaw	1995-99
3.	493	Glory Johnson	2008-12
4.	471	Tamika Catchings	1997-2001
5.	439	Semeka Randall	1997-2001
6.	429	Jaime Nared	2014-18
7.	423	Bridgette Gordon	1985-89
8.	405	Bashaara Graves	2012-16
9.	381	Nicky Anosike	2004-08
10.	377	Dana Johnson	1991-95

FREE THROWS ATTEMPTED

	FTA	Player	Years
1.	796	Glory Johnson	2008-12
2.	738	Candace Parker	2005-08
3.	731	Chamique Holdsclaw	1995-99
4.	618	Semeka Randall	1997-2001
5.	611	Tamika Catchings	1997-2001
6.	610	Bridgette Gordon	1985-89
7.	586	Nicky Anosike	2004-08
8.	584	Dana Johnson	1991-95
9.	566	Bashaara Graves	2012-16
10.	539	Daedra Charles	1988-91

FREE THROW PCT. (MIN. 150 ATTEMPTS)

	FT%	Player (FTM-FTA)	Years
1.	.916	S. Zolman (306-334)	2002-06
2.	.853	S. Spencer (163-191)	2003-07
3.	.847	Kara Lawson (344-406)	1999-2003
4.	.839	Cindy Brogdon (198-236)	1977-79
5.	.827	Jaime Nared (429-519)	2014-2018
6.	.816	T. Woosley (284-348)	1991-95
	.816	Tanya Haave (279-342)	1980-84
8.	**.813**	**Rennia Davis (135-166)**	**2017-**
9.	.812	Ariel Massengale (277-341)	2011-15
10.	.808	Taber Spani (160-198)	2009-13
11.	.802	Jill Rankin (138-172)	1979-80

POINTS

	Points	Player	Years
1.	3025	Chamique Holdsclaw	1995-99
2.	2462	Bridgette Gordon	1985-89
3.	2137	Candace Parker	2005-08
4.	2113	Tamika Catchings	1997-2001
5.	2064	Meighan Simmons	2010-14
6.	1950	Kara Lawson	1999-2003
7.	1915	Semeka Randall	1997-2001
8.	1882	Shekinna Stricklen	2008-12
9.	1790	Sheila Frost	1985-89
10.	1771	Tanya Haave	1980-84

SCORING AVERAGE (MIN. 30 GAMES)

	PPG	Player	Years
1.	29.9	Trish Roberts	1976-77
2.	20.8	Cindy Brogdon	1977-79
3.	20.4	Chamique Holdsclaw	1995-99
4.	19.4	Candace Parker	2005-08
5.	19.2	Jill Rankin	1979-80
6.	18.0	Bridgette Gordon	1985-89
7.	16.6	Tamika Catchings	1997-2001
8.	15.5	Diamond DeShields	2015-17
9.	15.2	Cindy Noble	1978-81
10.	14.4	Meighan Simmons	2010-2014

REBOUNDS

	Rebounds	Player	Years
1.	1295	Chamique Holdsclaw	1995-99
2.	1218	Glory Johnson	2008-12
3.	1085	Mercedes Russell	2013-18
4.	1044	Bashaara Graves	2012-16
5.	1043	Sheila Frost	1985-89
6.	1004	Tamika Catchings	1997-2001
7.	994	Mary Ostrowski	1980-84
8.	972	Candace Parker	2005-08
9.	957	Debbie Groover	1977-81
10.	940	Shyra Ely	2001-05

REBOUND AVERAGE (MIN. 30 GAMES)

	RPG	Player	Years
1.	14.2	Patricia Roberts	1976-77
2.	8.8	Candace Parker	2005-08
3.	8.7	Chamique Holdsclaw	1995-99
4.	8.6	Glory Johnson	2008-12
5.	8.1	Daedra Charles	1988-91
6.	7.98	Mercedes Russell	2013-18
7.	7.95	Mary Ostrowski	1979-84
8.	7.91	Tamika Catchings	1996-2001
9.	7.7	Karla Horton	1984-87
10.	**7.7**	**Rennia Davis**	**2017-**
11.	**7.6**	**Cheridene Green**	**2017-**
12.	7.56	Sheila Frost	1985-89

ASSISTS

	Assts.	Player	Years
1.	755	Dawn Marsh	1984-88
2.	673	Holly Warlick	1976-80
3.	587	Lea Henry	1979-83
4.	513	Ariel Massengale	2011-15
5.	503	Alexis Hornbuckle	2004-08
6.	456	Kara Lawson	1999-2003
7.	452	Kellie Jolly	1995-99
8.	449	Michelle Marciniak	1993-96
9.	439	Dena Head	1988-92
10.	429	Kristen Clement	1997-2001

ASSIST AVERAGE (MIN. 30 GAMES)

	APG	Player	Years
1.	5.7	Dawn Marsh	1984-88
2.	4.8	Holly Warlick	1976-80
3.	**4.7**	**Evina Westbrook**	**2017-**
4.	4.4	Lea Henry	1979-83
5.	4.3	Michelle Marciniak	1993-96
6.	4.2	Ariel Massengale	2011-15
7.	3.7	Cindy Brogdon	1977-79
8.	3.6	Alexis Hornbuckle	2004-08
9.	3.5	Loree Moore	2001-05
10.	3.45	Anastasia Hayes	2017-18
11.	3.42	Kellie Jolly	1995-99

BLOCKED SHOTS

	Blocks	Player	Years
1.	275	Candace Parker	2005-08
2.	249	Sheila Frost	1985-89
3.	228	Kelley Cain	2008-11
4.	200	Ashley Robinson	2000-04
5.	195	Mercedes Russell	2013-18
6.	194	Michelle Snow	1998-2002
7.	161	Nicky Anosike	2004-08
8.	136	Tamika Catchings	1997-2001
9.	135	Teresa Geter	1997-99
10.	131	Isabelle Harrison	2011-2015

STEALS

	Steals	Player	Years
1.	373	Alexis Hornbuckle	2004-08
2.	336	Bridgette Gordon	1985-89
3.	311	Tamika Catchings	1997-2001
4.	305	Chamique Holdsclaw	1995-99
5.	289	Nikki McCray	1991-95
6.	286	Semeka Randall	1997-2001
7.	280	Loree Moore	2001-05
8.	278	Shelia Collins	1981-85
9.	250	Holly Warlick	**-**-1978-80
10.	234	Michelle Marciniak	1993-96

LADY VOL RECORDS BY CLASS

FRESHMAN

POINTS

	Total	Name	Opponent	Date
1.	35	Tamika Catchings	Depaul	1/20/98
2.	34	Candace Parker	Florida	2/26/06
3.	**33**	**Rennia Davis**	**Arkansas**	**01/08/18**
4.	31	Shyra Ely	Georgia	3/1/02
5.	29	Angie Bjorklund	Arkansas	1/24/08
	29	Candace Parker	Rutgers	3/26/06

REBOUNDS

	Total	Name	Opponent	Date
1.	19	Chamique Holdslaw	Georgia	1/8/96
2.	18	Sheila Frost	Notre Dame	12/9/85
3.	17	Sheila Frost	Iowa	3/16/86
	17	Bridgette Gordon	Georgia	1/29/86
	17	Tiffani Johnson	Louisiana Tech	11/20/94
	17	Michelle Snow	Mississippi St.	2/6/99

ASSISTS

	Total	Name	Opponent	Date
1.	**12**	**Evina Westbrook**	**Troy**	**12/6/17**
	12	Ariel Massengale	Vanderbilt	1/15/12
3.	11	Ariel Massengale	Alabama	1/26/12
	11	Alexa Middleton	Penn	11/14/14
	11	Meighan Simmons	Alabama	1/6/11

BLOCKED SHOTS

	Total	Name	Opponent	Date
1.	7	Candace Parker	Michigan State	11/24/05
	7	Kelley Cain	Alabama	3/5/09
2.	6	Mercedes Russell	Tennessee State	12/17/13
	6	Kelley Cain	Georgia	2/5/09
	6	Candace Parker	Rutgers	3/26/06
	6	Sheila Frost	Tennessee St.	2/17/86

STEALS

	Total	Name	Opponent	Date
1.	8	Nikki McCray	Memphis St.	2/19/92
	8	Bridgette Gordon	Hawaii Pacific	12/20/85
3.	7	Sheila Collins	Southern Cal.	3/21/82
4.	6	8x, most recently N. Anosike	Purdue	3/22/05

SOPHOMORE

POINTS

	Total	Name	Opponent	Date
1.	38	Tamika Catchings	Florida	2/26/99
2.	34	Chamique Holdsclaw	Georgia	12/8/96
3.	33	Chamique Holdsclaw	Louisiana Tech	2/24/97
	33	Bridgette Gordon	Auburn	3/21/87
5.	32	Candace Parker	Old Dominion	12/22/06

REBOUNDS

	Total	Name	Opponent	Date
1.	22	Karla Horton	East Carolina	11/24/85
2.	20	Debbie Groover	Valdosta St.	1/27/79
3.	19	Pashen Thompson	Montana	12/19/94
4.	18	Bashaara Graves	Georgia Tech	11/17/13
	18	Chamique Holdsclaw	DePaul	1/28/97
	18	Sheila Frost	Georgia	1/24/87
	18	Karla Horton	Louisiana St.	1/20/86

ASSISTS

	Total	Name	Opponent	Date
1.	14	Holly Warlick	Memphis St.	2/17/78
2.	12	Shekinna Stricklen	Oklahoma	1/3/10
	12	Dawn Marsh	Georgia	3/20/86
4.	11	Kellie Jolly	Old Dominion	3/30/97
	11	Dawn Marsh	Hawaii Pacific	12/20/85

BLOCKED SHOTS

	Total	Name	Opponent	Date
1.	12	Kelley Cain	LSU	2/22/10
2.	8	Kelley Cain	Arkansas	2/4/10
3.	7	5x, most recently Isabelle Harrison	South Carolina	1/3/13

STEALS

	Total	Name	Opponent	Date
1.	8	Tamika Catchings	Memphis	2/16/99
	8	Tonya Edwards	Oregon State	12/16/87
	8	Tonya Edwards	Florida	2/21/88
	8	Nikki McCray	UNC Charlotte	12/9/92
5.	**7**	**13x, most recently Evina Westbrook**	**Presbyterian**	**11/11/18**

JUNIOR

POINTS

Total		Name	Opponent	Date
1.	43	Tanya Haave	Stephen F. Austin	12/11/82
2.	39	Chamique Holdsclaw	Auburn	2/14/98
3.	37	Chamique Holdsclaw	Florida	1/10/98
4.	36	Sheila Frost	Vanderbilt	1/17/88
5.	35	Cindy Noble	UT-Chattanooga	1/18/80

REBOUNDS

	Total	Name	Opponent	Date
1.	20	Cindy Brogdon	Memphis St.	2/17/78
2.	20	Sheila Frost	N. Illinois	12/20/87
3.	19	Tiffani Johnson	Auburn	2/15/97
4.	18	4x, most recently Isabelle Harrison	Georgia Tech	11/17/13

ASSISTS

	Total	Name	Opponent	Date
1.	13	Ariel Massengale	Virginia	11/28/13
2.	12	Ariel Massengale	LSU	1/2/14
	12	Michelle Marciniak	Georgia	2/25/95
	12	Lea Henry	Kentucky	2/28/82
4.	11	Alexa Middleton	Tennessee State	11/30/16
	11	Laurie Milligan	Old Dominion	1/7/97
	11	Shelley Sexton	UCLA	12/15/85
	11	Susan Clower	Old Dominion	2/16/81

BLOCKED SHOTS

	Total	Name	Opponent	Date
1.	6	Mercedes Russell	Vanderbilt	1/5/17
	6	Nia Moore	Alabama	2/19/15
	6	Kelley Cain	South Carolina	1/20/11
	6	Daedra Charles	Georgia	3/4/90
3.	5	8x, most recently, Kelley Cain	Kentucky	3/6/11

STEALS

	Total	Name	Opponent	Date
1.	9	Holly Warlick	Louisiana State	1/24/79
2.	8	Alberta Auguste	Louisiana Tech	11/28/06
	8	Dena Head	Virginia Tech	12/3/90
	8	Shelley Sexton	Hawaii Pacific	12/20/85
	8	Nikki McCray	Virginia Tech	1/20/94

SENIOR

POINTS

	Total	Name	Opponent	Date
1.	51	Patricia Roberts	Kentucky	11/13/76
2.	43	Patricia Roberts	ETSU	1/24/77
3.	40	Shelia Collins	Mississippi	3/3/85
4.	39	Chamique Holdsclaw	Boston College	3/15/99
5.	37	Tasha Butts	Vanderbilt	2/15/04
	37	Jill Rankin	N.C. State	1/4/80

REBOUNDS

	Total	Name	Opponent	Date
1.	22	Daedra Charles	SW Missouri St.	3/16/91
2.	21	Glory Johnson	DePaul	3/11/12
3.	20	Patricia Roberts	Clemson, MTSU EKU, KY	3-77/11-76
4.	19	Shelia Collins	Mississippi	3/3/85
	19	Bashaara Graves	Florida	1/7/16

ASSISTS

	Total	Name	Opponent	Date
1.	18	Dawn Marsh	Georgia	3/6/88
2.	13	Jordan Reynolds	Troy	12/21/16
	13	Shannon Bobbitt	Gonzaga	12/16/07
4.	12	Holly Warlick	Clemson	3/5/80
	12	Dawn Marsh	Vanderbilt	1/17/88

BLOCKED SHOTS

	Total	Name	Opponent	Date
1.	8	Ashley Robinson	Rutgers	12/11/03
2.	7	Cindy Noble	Illinois State	3/21/81
3.	6	Mary Ostrowski	Mississippi	2/15/84
	6	Cindy Noble	Kentucky	3/13/81
5.	5	9x, most recently Isabelle Harrison	Oregon State	12/28/14

STEALS

	Total	Name	Opponent	Date
1.	11	Michelle Marciniak	Kentucky	1/14/96
2.	10	Shelia Collins	Florida State	2/8/85
3.	8	Alexis Hornbuckle	Purdue	3/25/08
	8	Nikki McCray	Vanderbilt	2/12/95
	8	Holly Warlick	UCLA	12/13/79

TOP 10 SEASON AVERAGES BY CLASS

FRESHMAN RECORDS

POINTS

	Name	Games	Points	Avg.
1.	Tamika Catchings	39	711	18.2
2.	Candace Parker	36	622	17.3
3.	Chamique Holdsclaw	36	583	16.2
4.	Semeka Randall	38	604	15.9
5.	Bridgette Gordon	34	481	14.2
	Shelia Collins	31	412	14.2
7.	Kara Lawson	37	504	13.6
8.	Meighan Simmons	37	500	13.5
9.	Shekinna Stricklen	32	424	13.3
10.	Bashaara Graves	35	461	13.2

REBOUNDS

	Name	Games	Rebs.	Avg.
1.	Sheila Frost	33	309	9.4
2.	Chamique Holdsclaw	36	326	9.1
3.	Candace Parker	36	298	8.3
4.	Bashaara Graves	35	281	8.0
	Tamika Catchings	39	313	8.0
6.	**Rennia Davis**	**33**	**250**	**7.6**
7.	Karla Horton	32	229	7.16
8.	Glory Johnson	33	236	7.15
9.	Mary Ostrowski	29	203	7.0
10.	Lisa McGill	27	184	6.8

ASSISTS

	Name	Games	Assists	Avg.
1.	Ariel Massengale	33	162	4.9
2.	**Evina Westbrook**	**33**	**143**	**4.33**
3.	Dawn Marsh	32	127	3.97
4.	Loree Moore	34	133	3.91
5.	Anastasia Hayes	31	105	3.45
6.	Holly Warlick	33	112	3.39
7.	Kristen "Ace" Clement	33	107	3.24
8.	Dena Head	37	118	3.19
9.	Alexis Hornbuckle	35	110	3.14
10.	Lea Henry	38	119	3.13

SOPHOMORE RECORDS

POINTS

	Name	Games	Points	Avg.
1.	Chamique Holdsclaw	39	803	20.6
2.	Candace Parker	36	706	19.6
3.	Tamika Catchings	34	563	16.6
4.	Bridgette Gordon	34	559	16.4
5.	**Evina Westbrook**	**30**	**457**	**15.2**
6.	Peggy Evans	31	458	14.8
7.	**Rennia Davis**	**30**	**442**	**14.7**
8.	Mary Ostrowski	32	458	14.3
9.	Diamond DeShields	36	514	14.27
10.	Semeka Randall	33	464	14.1

REBOUNDS

	Name	Games	Rebs.	Avg.
1.	Candace Parker	36	352	9.8
2.	Chamique Holdsclaw	39	367	9.4
3.	Karla Horton	34	313	9.2
4.	Debbie Groover	39	338	8.7
5.	Mary Ostrowski	32	273	8.5
6.	Mercedes Russell	36	299	8.3
7.	Vonda Ward	32	250	7.8
	Paula Towns	32	250	7.8
9.	**Rennia Davis**	**30**	**230**	**7.7**
10.	Kelley Cain	33	254	7.69

ASSISTS

	Name	Games	Assists	Avg.
1.	Dawn Marsh	34	192	5.6
2.	Lea Henry	31	167	5.4
3.	**Evina Westbrook**	**30**	**154**	**5.1**
4.	Holly Warlick	31	155	5.0
5.	Ariel Massengale	35	158	4.5
6.	Kellie Jolly	23	94	4.1
7.	Suzanne Barbre	14	55	3.93
8.	Dena Head	33	129	3.91
9.	Alexis Hornbuckle	29	113	3.89
10.	Shekinna Stricklen	35	135	3.85

JUNIOR RECORDS

POINTS

	Name	Games	Points	Avg.
1.	Chamique Holdsclaw	39	915	23.5
2.	Cindy Brogdon	31	674	21.7
3.	Candace Parker	38	809	21.3
4.	Bridgette Gordon	34	687	20.8
5.	Tanya Haave	33	614	18.6
6.	Diamond DeShields	29	504	17.4
7.	Meighan Simmons	35	589	16.8
8	Nikki McCray	33	537	16.3
9.	Mercedes Russell	32	514	16.1
10.	Daedra Charles	33	525	15.9

REBOUNDS

	Name	Games	Rebs.	Avg.
1.	Glory Johnson	37	359	9.70
2.	Mercedes Russell	32	309	9.66
3.	Isabelle Harrison	35	326	9.3
4.	Daedra Charles	33	287	8.7
5.	Candace Parker	38	322	8.5
6.	Chamique Holdsclaw	39	328	8.4
7.	Shyra Ely	35	279	8.0
8.	Sheila Frost	34	269	7.91
9.	Tamika Catchings	37	292	7.89
10.	Mary Ostrowski	33	255	7.7

ASSISTS

	Name	Games	Assists	Avg.
1.	Dawn Marsh	32	193	6.0
2.	Ariel Massengale	19	110	5.8
3.	Michelle Marciniak	36	204	5.7
4.	Lea Henry	32	152	4.9
5.	Holly Warlick	39	181	4.6
6.	Laurie Milligan	22	98	4.5
7.	Alexis Hornbuckle	37	146	4.0
8.	Suzanne Barbre	33	126	3.81
9.	Kellie Jolly	39	148	3.79
	Diamond DeShields	29	104	3.79

SENIOR RECORDS

POINTS

	Name	Games	Points	Avg.
1.	Patricia Roberts	33	987	29.9
2.	Chamique Holdsclaw	34	724	21.3
3.	Bridgette Gordon	36	733	20.4
4.	Cindy Brogdon	39	784	20.1
5.	Jill Rankin	38	730	19.2
6.	Shelia Collins	31	563	18.2
7.	Daedra Charles	35	607	17.3
8.	Jaime Nared	33	550	16.7
9.	Meighan Simmons	35	577	16.5
10.	Gwen Jackson	38	612	16.1
	Suzanne Barbre	31	499	16.1

REBOUNDS

	Name	Games	Rebs.	Avg.
1.	Patricia Roberts	33	467	14.2
2.	Glory Johnson	36	355	9.9
3.	Lisa Harrison	32	300	9.4
	Shelia Collins	31	290	9.4
5.	Daedra Charles	35	322	9.2
6.	Mercedes Russell	33	303	9.18
7.	Tamika Catchings	17	150	8.8
8.	Mary Ostrowski	31	270	8.7
9.	Isabelle Harrison	21	181	8.6
10.	Bashaara Graves	33	273	8.3

ASSISTS

	Name	Games	Assists	Avg.
1.	Dawn Marsh	34	243	7.1
2.	Holly Warlick	38	225	6.0
3.	Jordan Reynolds	29	131	4.52
	Lea Henry	33	149	4.52
5.	Michelle Marciniak	36	156	4.3
6.	Kellie Jolly	34	141	4.1
7.	Kara Lawson	38	151	4.0
8.	Cindy Brogdon	39	150	3.8
9.	Alexis Hornbuckle	37	134	3.6
10.	Tonya Edwards	33	111	3.4

SEASON STATISTICAL BREAKDOWN

FIELD GOALS MADE
1292, 1978-79 (39)
1288, 1997-98 (39)
1224, 1987-88 (34)
1202, 1979-80 (38)
1191, 1988-89 (37)
1147, 1976-77 (33)
1117, 1998-99 (34)
1107, 1996-97 (39)
1106, 2002-03 (38)
1094, 2010-11 (37)
1083, 2007-08 (38)
1079, 1985-86 (34)
1073, 1986-87 (34)
1069, 1995-96 (36)
1057, 1994-95 (37)
1051, 1990-91 (35)
1051, 1982-83 (33)
1050, 1999-00 (37)
1037, 1977-78 (31)
1028, 2000-01 (34)
1011, 1989-90 (33)
1007, 2012-13 (35)
1005, 2005-06 (36)
1004, 2009-10 (35)
999, 2013-14 (35)
995, 2006-07 (37)
981, 2001-02 (34)
971, 1993-94 (33)
968, 2011-12 (36)
966, 1991-92 (31)
967, 2003-04 (35)
964, 1992-93 (32)
944, 1981-82 (32)
935, 2017-18 (33)
934, 2014-15 (36)
926, 1980-81 (31)
915, 1983-84 (33)
896, 2015-16 (36)
892, 2004-05 (35)
870, 2018-19 (31)
868, 1984-85 (32)
848, 2016-17 (32)
837, 2008-09 (33)

FIELD GOAL ATT.
2679, 1997-98 (39)
2622, 1978-79 (39)
2478, 1996-97 (39)
2401, 2007-08 (38)
2395, 1987-88 (34)
2384, 2002-03 (38)
2379, 1979-80 (38)
2363, 1988-89 (37)
2346, 2010-11 (37)
2324, 1995-96 (36)
2324, 1999-00 (37)
2290, 1976-77 (33)
2258, 2006-07 (37)
2245, 1986-87 (34)
2244, 2012-13 (35)
2220, 2000-01 (34)
2217, 1994-95 (37)
2214, 2011-12 (36)
2204, 1990-91 (35)
2199, 2014-15 (36)
2197, 2015-16 (36)
2193, 2001-02 (34)
2193, 1992-93 (32)
2184, 2013-14 (35)
2182, 1985-86 (34)
2181, 2009-10 (35)
2180, 1998-99 (34)
2171, 1989-90 (33)
2160, 1977-78 (31)
2148, 2003-04 (35)
2145, 2004-05 (35)
2133, 2005-06 (36)
2093, 1991-92 (31)
2088, 1993-94 (33)
2080, 2017-18 (33)
2034, 1982-83 (33)
2027, 2008-09 (32)
2027, 2018-19 (31)
1994, 1983-84 (33)
1976, 1981-82 (32)
1973, 2016-17 (32)
1908, 1984-85 (32)
1859, 1980-81 (31)

FIELD GOAL PCT.
.517, 1982-83 (33)
.512, 1998-99 (34)
.511, 1987-88 (34)
.505, 1979-80 (38)
.504, 1988-89 (37)
.501, 1976-77 (33)
.498, 1980-81 (31)
.495, 1985-86 (34)
.493, 1978-79 (39)
.481, 1997-98 (39)
.480, 1977-78 (31)
.478, 1986-87 (34)
.478, 1981-82 (32)
.477, 1990-91 (35)
.477, 1994-95 (37)
.471, 2005-06 (36)
.466, 2010-11 (37)
.466, 1989-90 (33)
.465, 1993-94 (33)
.464, 2002-03 (38)
.463, 2000-01 (34)
.462, 1991-92 (31)
.460, 2009-10 (35)
.460, 1995-96 (36)
.459, 1983-84 (33)
.457, 2013-14 (35)
.455, 1984-85 (32)
.452, 1999-00 (37)
.451, 2007-08 (38)
.450, 2003-04 (35)
.450 2017-18 (33)
.449 2012-13 (35)
.447, 2001-02 (34)
.447, 1996-97 (39)
.441, 2006-07 (37)
.440, 1992-93 (32)
.437, 2011-12 (36)
.430, 2016-17 (32)
.429, 2018-19 (31)
.425, 2014-15 (36)
.416, 2004-05 (35)
.413, 2008-09 (32)
.408, 2015-16 (36)

3-PT. FG MADE
242, 2010-11 (37)
237, 2007-08 (38)
232, 2002-03 (38)
220, 2005-06 (36)
210, 2006-07 (37)
192, 2011-12 (36)
187, 2009-10 (35)
185, 1999-00 (37)
178, 2012-13 (35)
176, 2000-01 (34)
175, 2004-05 (35)
172, 2014-15 (36)
163, 2018-19 (31)
163, 2008-09 (32)
161, 2003-04 (35)
160, 2013-14 (35)
158, 2017-18 (33)
153, 2016-17 (32)
145, 2001-02 (34)
135, 1996-97 (39)
131, 2015-16 (36)
118, 1990-91 (35)
109, 1994-95 (37)
108, 1993-94 (33)
106, 1997-98 (39)
98, 1992-93 (32)
89, 1991-92 (31)
83, 1998-99 (34)
78, 1995-96 (36)
43, 1989-90 (33)
27, 1987-88 (34)
6, 1988-89 (37)

3-PT. FG ATTEMPTS
647, 2007-08 (38)
641, 2010-11 (37)
595, 2002-03 (38)
577, 2006-07 (37)
568, 2011-12 (36)
565, 2005-06 (36)
516, 2015-16 (36)
508, 2014-15 (36)
502, 2012-13 (35)
501, 2008-09 (32)
500, 1999-00 (37)
499, 2018-19 (31)
498, 2009-10 (35)
480, 2017-18 (32)
472, 2004-05 (35)
464, 2000-01 (34)
451, 2016-17 (32)
444, 2013-14 (35)
432, 2003-04 (35)
421, 2001-02 (34)
388, 1996-97 (39)
346, 1994-95 (37)
346, 1997-98 (39)
312, 1993-94 (33)
304, 1992-93 (32)
294, 1990-91 (35)
274, 1995-96 (36)
255, 1998-99 (34)
249, 1991-92 (31)
126, 1989-90 (33)
68, 1987-88 (34)
26, 1988-89 (37)

3-PT. FG PCT.
.401, 1990-91 (35)
.397, 1987-88 (34)
.390, 2002-03 (38)
.389, 2005-06 (36)
.379, 2000-01 (34)
.378, 2010-11 (37)
.376, 2009-10 (35)
.373, 2003-04 (35)
.371, 2004-05 (35)
.370, 1999-00 (37)
.366, 2007-08 (38)
.364, 2006-07 (37)
.360, 2013-14 (35)
.357, 1991-92 (31)
.355, 2012-13 (35)
.348, 1996-97 (39)
.346, 1993-94 (33)
.344, 2001-02 (34)
.341, 1989-90 (33)
.339 2014-15 (36)
.339, 2016-17 (32)
.338, 2011-12 (36)
.327, 2018-19 (31)
.325, 2008-09 (32)
.325, 1998-99 (34)
.322, 1992-93 (32)
.315, 1994-95 (37)
.307, 2017-18 (33)
.306, 1997-98 (39)
.285, 1995-96 (36)
.254, 2015-16 (36)
.231, 1988-89 (37)

FREE THROWS MADE
782, 1997-98 (39)
709, 1994-95 (37)
665, 1996-97 (39)
664, 1993-94 (33)
648, 1999-00 (37)
635, 1998-99 (34)
628, 1988-89 (37)
612, 1986-87 (34)
608, 2001-02 (34)
593, 2002-03 (38)
589, 2005-06 (36)
587, 1995-96 (36)
580, 2000-01 (34)
577, 1978-79 (39)
567, 2013-14 (35)
567, 2004-05 (35)
561, 1991-92 (31)
555, 1989-90 (33)
548, 1979-80 (38)
546, 1987-88 (34)
544, 1992-93 (32)
536, 2011-12 (36)
533, 2017-18 (33)
527, 2014-15 (36)
526, 1990-91 (35)
525, 2012-13 (35)
524, 2006-07 (37)
513, 2007-08 (38)
508, 2003-04 (35)
504, 2010-11 (37)
498, 1982-83 (33)
498, 1977-78 (31)
497, 2016-17 (32)
497, 1984-85 (32)
469, 2008-09 (32)
456, 1983-84 (33)
456, 1981-82 (32)
447, 1985-86 (34)
439, 2015-16 (36)
413, 1980-81 (31)
408, 2018-19 (31)
405, 2009-10 (35)
368, 1976-77 (33)

FREE THROW ATT.
1110, 1997-98 (39)
973, 1994-95 (37)
950, 1998-99 (34)
947, 1988-89 (37)
946, 1996-97 (39)
931, 1999-00 (37)
910, 1993-94 (33)
882, 1986-87 (34)
849, 2001-02 (34)
844, 2000-01 (34)
833, 1991-92 (31)
828, 1995-96 (36)
827, 1989-90 (33)
826, 2002-03 (38)
807, 1990-91 (35)
804, 1978-79 (39)
801, 2004-05 (35)
798, 1992-93 (32)
796, 2005-06 (36)
793, 2013-14 (35)
766, 1987-88 (34)
760, 2017-18 (33)
759, 2011-12 (36)
757, 2010-11 (37)
746, 1979-80 (38)
741, 2006-07 (37)
730, 2007-08 (38)
713, 1985-86 (34)
711, 1977-78 (31)
710, 2008-09 (32)
706, 2003-04 (35)
700, 2014-15 (36)
692, 2012-13 (35)
688, 1984-85 (32)
671, 1982-83 (33)
667, 2016-17 (32)
658, 1981-82 (32)
654, 1983-84 (33)
619, 2015-16 (36)
609, 2009-10 (35)
581, 2018-19 (31)
572, 1980-81 (31)
556, 1976-77 (33)

FREE THROW PCT.
.759 2012-13 (35)
.753, 2014-15 (36)
.745, 2016-17 (32)
.742, 1982-83 (33)
.740, 2005-06 (36)
.735, 1979-80 (38)
.730, 1993-94 (33)
.729, 1994-95 (37)
.722, 1984-85 (32)
.722, 1980-81 (31)
.720, 2003-04 (35)
.720, 1978-79 (39)
.718, 2002-03 (38)
.716, 2001-02 (34)
.715, 2013-14 (35)
.713, 1987-88 (34)
.709, 2015-16 (36)
.709, 1995-96 (36)
.708, 2004-05 (35)
.707, 2006-07 (37)
.706, 2011-12 (36)
.705, 1997-98 (39)
.703, 2007-08 (38)
.703, 1996-97 (39)
.702, 2018-19 (31)
.701, 2017-18 (33)
.700, 1977-78 (31)
.697, 1983-84 (33)
.696, 1999-00 (37)
.694, 1986-87 (34)
.693, 1981-82 (32)
.687, 2000-01 (34)
.682, 1992-93 (32)
.673, 1991-92 (31)
.671, 1989-90 (33)
.668, 1998-99 (34)
.666, 2010-11 (37)
.665, 2009-10 (35)
.663, 1988-89 (37)
.662, 1976-77 (33)
.661, 2008-09 (32)
.652, 1990-91 (35)
.627, 1985-86 (34)

SCORING AVERAGE
88.9, 1987-88 (34)
88.8, 1997-98 (39)
86.8, 1998-99 (34)
83.3, 1991-92 (31)
82.9, 1977-78 (31)
82.7, 2000-01 (34)
82.2, 1993-94 (33)
81.5, 1988-89 (37)
81.1, 1986-87 (34)
81.0, 1978-79 (39)
80.7, 1976-77 (33)
80.3, 1992-93 (32)
79.9, 2002-03 (38)
79.9, 2001-02 (34)
79.4, 1989-90 (33)
79.3, 2010-11 (37)
79.3, 1999-00 (37)
79.2, 1994-95 (37)
78.8, 1982-83 (33)
78.5, 1990-91 (35)
78.3, 2005-06 (36)
77.9, 2013-14 (35)
77.9, 1995-96 (36)
77.7, 1979-80 (38)
77.6, 2012-13 (35)
77.6, 2017-18 (33)
77.3, 1996-97 (39)
76.7, 2007-08 (38)
76.6, 1985-86 (34)
74.5 2018-19 (31)
74.4, 2003-04 (35)
74.3, 2009-10 (35)
74.0, 2011-12 (36)
73.6, 2006-07 (37)
73.3, 2016-17 (32)
73.2, 1981-82 (32)
73.1, 1980-81 (31)
72.2, 2004-05 (35)
71.3, 2014-15 (36)
69.9, 2008-09 (32)
69.8, 1984-85 (32)
69.3, 1983-84 (33)
65.6, 2015-16 (36)

POINTS
3464, 1997-98 (39)
3161, 1978-79 (39)
3037, 2002-03 (38)
3021, 1987-88 (34)
3016, 1988-89 (37)
3014, 1996-97 (39)
2953, 1979-80 (38)
2952, 1998-99 (34)
2934, 2010-11 (37)
2933, 1999-00 (37)
2932, 1994-95 (37)
2916, 2007-08 (38)
2819, 2005-06 (36)
2812, 2000-01 (34)
2803, 1995-96 (36)
2758, 1986-87 (34)
2746, 1990-91 (35)
2725, 2013-14 (35)
2724, 2006-07 (37)
2717, 2012-13 (35)
2715, 2001-02 (34)
2714, 1993-94 (33)
2664, 2011-12 (36)
2662, 1976-77 (33)
2620, 1989-90 (33)
2605, 1985-86 (34)
2603, 2003-04 (35)
2600, 2009-10 (35)
2600, 1982-83 (33)
2582, 1991-92 (31)
2572, 1977-78 (31)
2570, 1992-93 (32)
2567, 2014-15 (36)
2561, 2017-18 (33)
2526, 2004-05 (35)
2311. 2018-19 (31)
2362, 2015-16 (36)
2346, 2016-17 (32)
2344, 1981-82 (32)
2306, 2008-09 (32)
2286, 1983-84 (33)
2265, 1980-81 (31)
2233, 1984-85 (32)

PERSONAL FOULS
745, 1986-87 (34)
710, 1978-79 (39)
693, 1985-86 (34)
679, 1997-98 (39)
676, 1994-95 (37)
662, 1983-84 (33)
662, 1996-97 (39)
656, 1991-92 (31)
653, 2004-05 (35)
648, 1990-91 (35)
644, 1982-83 (33)

SEASON STATISTICAL BREAKDOWN

644, 2001-02 (34)
633, 1993-94 (33)
633, 1999-00 (37)
633, 1979-80 (38)
632, 1995-96 (36)
630, 2000-01 (34)
626, 1984-85 (32)
624, 1987-88 (34)
617, 2003-04 (35)
616, 1998-99 (34)
614, 2005-06 (36)
613, 1989-90 (33)
607, 2015-16 (36)
607, 1981-82 (32)
593, 2006-07 (37)
589, 2013-14 (35)
587, 2018-19 (31)
587, 1988-89 (37)
578, 2007-08 (38)
573, 1992-93 (32)
567, 1976-77 (33)
566, 2008-09 (32)
565, 2002-03 (38)
557, 2010-11 (37)
524, 2009-10 (35)
522, 1980-81 (31)
520, 2011-12 (36)
515, 2012-13 (35)
512, 2014-15 (36)
503, 2017-18 (33)
490, 1977-78 (31)
466, 2016-17 (32)

REBOUND AVERAGE

46.9, 1992-93 (32)
46.4, 1978-79 (39)
46.3, 2010-11 (37)
45.6, 2013-14 (35)
45.5, 2000-01 (34)
45.4, 1991-92 (31)
44.9, 1976-77 (33)
44.6, 1987-88 (34)
44.3, 2002-03 (38)
44.3, 1997-98 (39)
44.1, 1994-95 (37)
43.9, 2017-18 (33)
43.8, 1993-94 (33)
43.7, 1989-90 (33)
43.7, 1985-86 (34)
43.6, 1995-96 (36)
43.5, 2011-12 (36)
43.5, 2008-09 (32)
43.4, 2009-10 (35)
43.4, 2001-02 (34)
43.3, 2012-13 (35)
43.2, 1996-97 (39)
43.1, 2018-19 (31)
43.0, 1988-89 (37)
42.6, 2003-04 (35)
42.3, 1986-87 (34)
42.3, 1981-82 (32)
42.2, 1979-80 (38)
42.2, 1998-99 (34)
42.1, 2014-15 (36)
42.0, 2004-05 (35)
41.7, 1999-00 (37)
41.5, 1990-91 (35)
41.5, 1983-84 (33)
41.5, 1980-81 (31)
41.2, 2016-17 (32)
41.1, 2015-16 (36)
40.9, 2007-08 (38)
40.5, 1982-83 (33)
40.5, 1984-85 (32)
39.7, 1977-78 (31)
39.4, 2005-06 (36)
38.4, 2006-07 (37)

REBOUNDS

1811, 1978-79 (39)
1728, 1997-98 (39)
1713, 2010-11 (37)
1684, 1996-97 (39)
1682, 2002-03 (38)
1630, 1994-95 (37)
1604, 1979-80 (38)
1595, 2013-14 (35)
1590, 1988-89 (37)
1571, 1995-96 (36)
1567, 2011-12 (36)
1555, 2007-08 (38)
1548, 2000-01 (34)
1542, 1999-00 (37)
1519, 2009-10 (35)
1518, 1987-88 (34)
1515, 2012-13 (35)
1514, 2014-15 (36)
1501, 1992-93 (32)
1491, 2003-04 (35)
1486, 1985-86 (34)
1483, 1976-77 (33)
1481, 2015-16 (36)
1476. 2001-02 (34)
1469, 2004-05 (35)
1451, 1990-91 (35)
1449, 2017-18 (33)
1447, 1993-94 (33)
1441, 1989-90 (33)
1437, 1986-87 (34)
1435, 2008-09 (32)
1434, 1998-99 (34)
1421, 2006-07 (37)
1418, 2005-06 (36)
1407, 1991-92 (31)
1368, 1983-84 (33)
1353, 1981-82 (32)
1337, 1982-83 (33)
1335, 2018-19 (31)
1317, 2016-17 (32)
1297, 1984-85 (32)
1285, 1980-81 (31)
1233, 1977-78 (31)

ASSISTS

715, 1979-80 (38)
661, 1978-79 (39)
660, 1987-88 (34)
660, 1985-86 (34)
631, 2002-03 (38)
625, 1986-87 (34)
624, 1997-98 (39)
623, 1988-89 (37)
611, 2007-08 (38)
611, 1980-81 (31)
594, 1982-83 (33)
574, 1981-82 (32)
569, 2006-07 (37)
568, 2000-01 (34)
556, 2005-06 (36)
555, 1983-84 (33)
550, 2009-10 (35)
545, 1999-00 (37)
542, 1995-96 (36)
536, 2013-14 (35)
533, 2014-15 (36)
533, 1994-95 (37)
526, 2017-18 (33)
526, 1996-97 (39)
525, 2011-12 (36)
525, 1989-90 (33)
522, 2010-11 (37)
519, 1990-91 (35)
512, 2012-13 (35)
512, 1998-99 (34)
508, 1993-94 (33)
502, 2003-04 (35)
502, 1984-85 (32)
486, 2004-05 (35)
485, 2015-16 (36)
474, 2001-02 (34)
468, 2016-17 (32)
455, 1991-92 (31)
445, 2008-09 (33)
437. 2018-19 (31)
413, 1992-93 (32)

BLOCKS

238, 1997-98 (39)
226, 2009-10 (35)
223, 2007-08 (38)
202, 2006-07 (37)
202, 2005-06 (36)
195, 2010-11 (37)
183, 2000-01 (34)
167, 2011-12 (36)
163, 1998-99 (34)
162, 2002-03 (38)
156, 2003-04 (35)
155, 2008-09 (33)
150, 2015-16 (36)
143, 2012-13 (35)
140, 2014-15 (36)
136, 2017-18 (31)
135, 2013-14 (35)
134, 1996-97 (39)
133, 1985-86 (34)
130, 2004-05 (35)
128, 2001-02 (34)
127, 2016-17 (32)
127, 1987-88 (34)
126, 1988-89 (37)
118, 1999-00 (37)
112, 1995-96 (36)
111, 1986-87 (34)
110, 1994-95 (37)
100, 1993-94 (33)
100, 1991-92 (31)
98, 1992-93 (32)
94, 1989-90 (33)
94, 1984-85 (32)
92, 2018-19 (31)
91, 1982-83 (33)
87, 1981-82 (32)
87, 1979-80 (38)
85, 1980-81 (31)
84, 1990-91 (35)
83, 1983-84 (33)
73, 1978-79 (39)

STEALS

567, 1997-98 (39)
567, 1978-79 (39)
495, 1988-89 (37)
451, 1979-80 (38)
445, 2007-08 (38)
436, 2006-07 (37)
419, 1999-00 (37)
400, 1986-87 (34)
391, 1998-99 (34)
384, 1987-88 (34)
377, 2001-02 (34)
376, 1985-86 (34)
366, 1992-93 (32)
361, 1983-84 (33)
359, 1994-95 (37)
358, 1984-85 (32)
356, 1982-83 (33)
352, 1996-97 (39)
350, 2002-03 (38)
350, 1991-92 (31)
345, 2004-05 (35)
342, 1989-90 (33)
339, 1995-96 (36)
336, 1993-94 (33)
327, 1981-81 (32)
323, 2005-06 (36)
319, 2014-15 (36)
315, 1980-81 (31)
313, 1990-91 (35)
312, 2012-13 (35)
307, 2000-01 (34)
300, 2015-16 (36)
287, 2011-12 (36)
286, 2017-18 (31)
283, 2003-04 (35)
280, 2010-11 (37)
273, 2013-14 (35)
249, 2018-19 (31)
249, 2008-09 (33)
239, 2009-10 (35)
197, 2016-17 (32)

PTS. ALLOWED AVG.

55.5, 2006-07 (37)
56.3, 2014-15 (36)
56.4, 2010-11 (37)
57.1, 2009-10 (35)
58.5, 2002-03 (38)
58.6, 2007-08 (38)
58.6, 1988-89 (37)
58.7, 1997-98 (39)
58.7, 1994-95 (37)
59.0, 2015-16 (36)
60.1, 2011-12 (36)
60.1, 2004-05 (35)
61.0, 2005-06 (36)
61.2, 1976-1977 (33)
61.9, 2000-01 (34)
62.1, 1992-93 (32)
62.5, 2003-04 (35)
62.6, 1999-00 (37)
62.6, 1989-90 (33)
62.9, 2013-14 (35)
63.1, 1998-99 (34)
63.7, 2008-09 (33)
63.9, 2012-13 (35)
64.0, 1993-94 (33)
64.3, 1980-81 (31)
64.3, 2017-18 (33)
64.5, 1995-96 (36)
64.8, 1979-1980 (38)
65.0, 2001-02 (34)
65.1, 1991-92 (31)
65.7, 1975-1976 (27)
65.8, 1996-97 (39)
65.8, 1990-91 (35)
65.9, 2016-17 (32)
66.1, 1983-84 (33)
66.1, 1978-1979 (39)
66.0, 1985-86 (34)
66.6, 1984-85 (32)
66.7, 1982-83 (33)
67.4, 1987-88 (34)
67.4, 1986-87 (34)
67.6, 1977-1978 (31)
68.2, 1981-82 (32)
68.5, 2018-19 (31)
73.4, 1974-1975 (24)

OVERTIME GAMES

All Games (52): 32-20 (.615)
H: (6-5), **A:** (13-11), **N:** (13-4)
Regular Season (44): 26-18 (.591)
H: (5-5), **A:** (13-11), **N:** (8-2)
NCAA Tournament (6): 5-1 (.833)
H: (1-0), **A:** (0-0), **N:** (4-1)
SEC Tournament (2): 1-1 (1.000)
H: (0-0), **A:** (0-0), **N:** (1-1)

Tennessee	73	UAB	69	N	11/24/18
Texas A&M	79	Tennessee	76	A	1/11/18
Tennessee	101	Marquette	99	N	11/23/17
Georgia	81	Tennessee	78	A	2/5/17 (2OT)
Texas A&M	76	Tennessee	71	A	2/7/16
Mississippi St.	65	Tennessee	63	A	1/28/16
Tennessee	73	Gonzaga	69	N	3/28/15**$**
Tennessee	78	Florida	75	A	1/13/13
Tennessee	88	Mid. Tenn.	81	H	11/28/12
Arkansas	72	Tennessee	71	H	2/23/12
Virginia	69	Tennessee	64	A	11/20/11
Tennessee	82	Stanford	72	H	12/19/10
Tennessee	79	Stanford	69	H	12/21/08
Stanford	73	Tennessee	69	A	12/22/07
Tennessee	75	Arkansas	68	A	2/22/07
Florida	95	Tennessee	93	H	2/26/06
Tennessee	91	Florida	82	H	2/3/05
Georgia	68	Tennessee	66	N	3/6/04**#**
Tennessee	68	Auburn	61	H	2/1/04
Tennessee	96	DePaul	89	A	12/17/03
Tennessee	70	Stanford	66	A	12/14/03
Connecticut	63	Tennessee	62	A	1/4/03
Tennessee	100	LSU	99	N	3/1/97**#**
Tennessee	92	Vanderbilt	79	A	1/19/97
Tennessee	68	Texas	65	H	12/21/96
Georgia	94	Tennessee	93	H	12/8/96
Tennessee	88	Connecticut	83	N	3/29/96**$**
Tennessee	72	Auburn	67	H	2/18/96
Tennessee	79	S. Carolina	73	A	2/15/96
Tennessee	95	Kentucky	89	A	2/18/94
Tennessee	86	Colorado	82	H	12/20/93
Tennessee	74	Stanford	73	N	12/6/92
Mississippi	80	Tennessee	78	A	1/18/92
Stanford	96	Tennessee	95	A	12/14/91
Tennessee	70	Virginia	67	N	3/31/91**$**
Tennessee	71	Florida	70	A	1/16/91
Virginia	79	Tennessee	75	N	3/24/90**$**
Tennessee	62	La. Tech	61	N	11/27/88
Kentucky	76	Tennessee	72	H	1/23/85
Tennessee	90	Mississippi	83	N	3/25/83 (3OT)**$**
Old Dom.	78	Tennessee	72	H	11/30/82
Tennessee	91	So. Cal	90	H	3/21/82**$**
Ohio State	83	Tennessee	82	N	12/17/81 (2OT)
Tennessee	93	Maryland	91	A	1/15/81
Tennessee	73	Georgia	68	N	12/17/80
Tennessee	91	Kentucky	83	A	2/2/80
LSU	85	Tennessee	80	A	1/24/79
Tennessee	92	Kentucky	90	A	1/28/78
Tennessee	82	Tenn. Tech	81	A	1/18/78
Tennessee	71	Memphis St	69	N	3/6/76
UNC Greens.	81	Tennessee	79	N	2/13/76
Tenn. Tech	89	Tennessee	84	H	2/6/76

$ - NCAA Tournament game
# - SEC Tournament game

2019 NCAA Division I Women's BASKETBALL CHAMPIONSHIP



2019 NCAA DIVISION I WOMEN'S BASKETBALL CHAMPIONSHIP

Complete bracket released on ESPN Selection Show, Monday, March 18 at 7 p.m. ET.
FIRST-ROUND - March 22 and 23 and SECOND-ROUND - March 24 and 25 @ top 16 seeds.
REGIONALS - March 29 & 31 @ Albany, New York & Portland, Oregon; March 30 & April 1 @ Chicago, Illinois & Greensboro, North Carolina. All Women's Final Four games played at Amalie Arena, Tampa, Florida.
****Game will be played 30 minutes following the end of game 1.**
All times are listed in Eastern.

© 2019 National Collegiate Athletic Association. No commercial use without the NCAA's written permission.
The NCAA opposes all sports wagering. This bracket should not be used for sweepstakes, contests, office pools or other gambling activities.

NCAA 2019 WOMEN'S FIRST & SECOND ROUNDS

Lady Vols

2019 POSTSEASON MEDIA GUIDE



38
NCAA TOURNAMENT APPEARANCES

8
NATIONAL CHAMPIONSHIPS

18
NCAA FINAL FOUR APPEARANCES

35
SEC CHAMPIONSHIPS