# 2019 UCLA SOFTBALL

**UCLA Athletic Communications / J.D. Morgan Center / 325 Westwood Plaza / Los Angeles, CA 90095**
**Softball Contact: James Ybiernas / jybiernas@athletics.ucla.edu / o: (310) 206-8123 / c: (818) 635-8873**

## 2019 UCLA Schedule and Results

| Overall: 46-5 | | Pac-12: 20-4 |
|---|---|---|
| 2/7 | vs. UT Arlington [2] | W, 2-1 |
| 2/7 | vs. NR/RV/NR Fresno State [2] | W, 8-2 |
| 2/8 | at Hawaii [2] | W, 7-0 |
| 2/9 | vs. Georgia State [2] | W, 9-1 (6) |
| 2/9 | vs. Saint Mary's [2] | W, 13-1 (5) |
| **2/16** | **RV/RV/NR OLE MISS [3]** | **W, 4-0** |
| **2/16** | **FRESNO STATE [3]** | **W, 8-0 (5)** |
| **2/17** | **UC RIVERSIDE [3]** | **W, 17-3 (5)** |
| **2/17** | **RV/NR/NR LOYOLA MARYMOUNT [3]** | **W, 3-1** |
| 2/22 | vs. No. 4/4/4 Oklahoma [4] | W, 7-1 |
| 2/22 | vs. RV/RV/NR Missouri [4] | W, 11-3 (6) |
| 2/23 | vs. RV/RV/NR Nebraska [4] | W, 9-1 (6) |
| 2/23 | vs. No. 16/20/17 Kentucky [4] | W, 12-4 (6) |
| 2/24 | vs. Colorado State [4] | W, 3-0 |
| 2/27 | vs. No. 3/3/3 Florida [5] | W, 7-1 |
| 3/1 | vs. No. 3/3/3 Florida [5] | W, 4-0 |
| 3/1 | vs. RV/NR/NR Michigan [5] | L, 1-3 |
| 3/3 | vs. Connecticut [5] | W, 4-0 |
| **3/8** | **ROBERT MORRIS [6]** | **W, 11-0 (5)** |
| **3/9** | **BYU [6]** | **W, 8-2** |
| **3/9** | **LIBERTY [6]** | **W, 4-3** |
| 3/10 | vs. Boston U. [6] | W, 12-0 |
| 3/10 | at Long Beach State [6] | W, 5-3 (8) |
| 3/15 | at No. 5/6/7 Washington [1] | W, 3-0 |
| 3/16 | at No. 5/6/7 Washington [1] | W, 4-2 (8) |
| 3/17 | at No. 5/6/7 Washington [1] | W, 15-6 (5) |
| 3/24 | vs. Saint Mary's [7] | W, 9-1 (5) |
| 3/24 | at CSUN | W, 14-2 (6) |
| **3/25** | **UC SANTA BARBARA** | **W, 6-0** |
| **3/26** | **CAL STATE FULLERTON** | **W, 5-1** |
| **3/29** | **CALIFORNIA [1]** | **W, 3-2 (8)** |
| **3/30** | **CALIFORNIA [1]** | **W, 1-0** |
| **3/31** | **CALIFORNIA [1]** | **W, 6-0** |
| 4/5 | at No. 21/19/NR Arizona State [1] | W, 10-0 (5) |
| 4/6 | at No. 21/19/NR Arizona State [1] | W, 9-0 (6) |
| 4/7 | at No. 21/19/NR Arizona State [1] | W, 16-5 (5) |
| **4/12** | **OREGON [1]** | **L, 3-4** |
| **4/13** | **OREGON [1]** | **W, 8-3** |
| **4/14** | **OREGON [1]** | **W, 8-1** |
| 4/18 | at Oregon State [1] | W, 8-1 |
| 4/19 | at Oregon State [1] | W, 10-2 (5) |
| 4/20 | at Oregon State [1] | W, 7-0 |
| **4/26** | **UTAH [1]** | **W, 3-0** |
| **4/27** | **UTAH [1]** | **W, 9-1 (5)** |
| **4/28** | **UTAH [1]** | **W, 10-0 (5)** |
| 5/3 | at RV/RV/NR Stanford [1] | L, 1-2 |
| 5/4 | at RV/RV/NR Stanford [1] | W, 7-4 |
| 5/5 | at RV/RV/NR Stanford [1] | W, 4-0 |
| **5/9** | **NO. 6/6/7 ARIZONA [1]** | **L, 3-5** |
| **5/10** | **NO. 6/6/7 ARIZONA [1]** | **W, 5-4** |
| **5/11** | **NO. 6/6/7 ARIZONA [1]** | **L, 1-3** |
| **5/17** | **WEBER STATE [8, A, B]** | **8 P.M.** |
| **5/18** | **MISSOURI OR CAL STATE FULLERTON [8, A, B]** | |
| **5/19** | **REGIONAL CHAMPIONSHIP [8, A, B]** | |
| 5/23-5/26 | NCAA Super Regionals (Campus Sites) | |
| 5/30-6/5 | Women's College World Series (Oklahoma City) | |

All Times Pacific and Subject to Change
**HOME GAMES IN BOLD CAPS AT EASTON STADIUM**
No. - NFCA/USASB/SBAmerica Ranking at Time of Game
1 - Pac-12 Conference Games
2 - Hawaii Paradise Classic (Honolulu, Hawaii)
3 - Stacy Winsberg Memorial Tournament (Easton Stadium)
4 - Mary Nutter Collegiate Classic (Cathedral City, Calif.)
5 - Judi Garman Classic (Fullerton, Calif.)
6 - UCLA/Long Beach State Invitational (Easton/Long Beach)
7 - Game played in Northridge, Calif.
8 - NCAA Regionals (Easton Stadium)
A - Live Audio Broadcast on UCLABruins.com
B - Live Broadcast on ESPN Family of Networks

## NCAA Los Angeles Regional • Friday, May 17 - Sunday, May 19 • Easton Stadium

**FRIDAY, MAY 17**
Game 1 - Cal State Fullerton v. Missouri - 5:30 p.m. - ESPNU
Game 2 - Weber State vs. No. 2 UCLA - 8 p.m. - ESPNU

**SATURDAY, MAY 18**
Game 3 - Game 1 Winner vs. Game 2 Winner - 3 p.m.
Game 4 - Game 1 Loser vs. Game 2 Loser - 5:30 p.m.
Game 5 - Game 3 Loser vs. Game 4 Winner - 8 p.m.

**SUNDAY, MAY 19**
Game 6 - Game 3 Winner vs. Game 5 Winner - 2 p.m.
Game 7 - Game 6 Winner vs. Loser (if necessary) - 4:30 p.m.

All Games Televised on ESPN Family of Networks
Live Stats for All Games at UCLABruins.com
Free Live Audio for All UCLA Games at UCLABruins.com
Twitter Updates: @UCLASoftball

### SECOND-SEEDED BRUINS HOST LOS ANGELES REGIONAL

The Bruins, seeded No. 2 for the NCAA Championship, will host the Los Angeles Regional this weekend at Easton Stadium. UCLA opens Regional play on Friday against Weber State at 8 p.m. on ESPNU. The L.A. Regional continues on Saturday and Sunday. All games will be aired on the ESPN Family of Networks, while free live audio for all Bruin games will be available at UCLABruins.com.

### WHAT'S NEXT?

The winner of the Los Angeles Regional will advance to next weekend's NCAA Super Regionals, and will take on the winner of the Ann Arbor Regional, which features No. 15-seed Michigan, James Madison, DePaul and Saint Francis (PA). Super Regionals will be a best 2-of-3 series, taking place at eight campus sites starting on Thursday, May 23.

### BRUINS IN THE POLLS

UCLA checks in at No. 2 for the fifth week in a row in the latest Softball America poll, remains at No. 3 for the second straight week in the NFCA rankings and drops one spot to third in the USA Softball poll.

### BRUINS IN NCAA REGIONAL PLAY

UCLA is making its tournament-record 35th appearance in the NCAA Softball Championship and holds a record of 209-58 (.783). During the Regional round, the Bruins are 97-15 (.866) and have gone undefeated 23 times. Since Regional play moved to a four-team format in 2005, the Bruins are 39-10 (.796), advancing to the Supers in '05-'06, '08-'10 and '14-'18. UCLA is hosting a Regional for the 24th time and is 63-6 (.913) in 23 previous Regionals at Easton and 79-11 (.878) overall during postseason games in Westwood. UCLA's past performances in the NCAA Championship are available on page 18 of this release.

### GARCIA NAMED PAC-12 PLAYER AND PITCHER OF THE YEAR, FARAIMO FRESHMAN OF THE YEAR, EIGHT HONORED

Redshirt junior Rachel Garcia made history on May 8, as she became the first Pac-12 player ever to be named Conference Player of the Year and Pitcher of the Year in the same season, while Megan Faraimo recorded Pac-12 Freshman of the Year honors to become the third UCLA player in a row to pick up the award. A total of eight were recognized on the All-Pac-12 Conference teams.

With the Pac-12 Pitcher of the Year award first being handed out in 1999, Garcia is just the third hurler in UCLA history to win the honor, joining Keira Goerl (2003) and Courtney Dale (1999). For Garcia, it is the second year in a row she has been named Pac-12 Player of the Year. She was also named First Team All-Pac-12 for the third straight season. Garcia's conference Player of the Year award is the 16th in Bruin history, joining Ally Carda (2014 and 2015), Megan Langenfeld (2010), Andrea Duran (2006), Natasha Watley (2003), Stacey Nuveman (1999, 2001, 2002), Lisa Fernandez (1991, 1992, 1993) and Lisa Longaker (1987, 1988, 1990).

Faraimo follows in the footsteps of Garcia (2017) and redshirt sophomore Aaliyah Jordan (2018) in terms of winning Pac-12 Freshman of the Year. She is the eighth Bruin to earn Pac-10/12 Newcomer or Freshman of the Year honors, joining Tanya Harding (1995), Julie Adams (1996), Nuveman (1997), Anjelica Selden (2005) and Stephany LaRosa (2012).

Joining Garcia and Faraimo on the All-Pac-12 First Team were Jordan, senior Taylor Pack, junior Bubba Nickles, sophomore Briana Perez and freshman Kelli Godin. Nickles recorded her third All-Pac-12 award and her first First Team honor, Jordan and Perez were named First Team for the second year in a row and Pack notched her initial Pac-12 First Team accolade. Godin and Perez were also named to the Pac-12 All-Defensive Team, while Faraimo, Godin and Colleen Sullivan were recognized on the Pac-12 All-Freshman Team.

### RACHEL GARCIA NAMED A TOP 10 FINALIST FOR USA SOFTBALL PLAYER OF THE YEAR

On the same day she was recognized as Pac-12 Conference Player and Pitcher of the Year, redshirt junior Rachel Garcia was named a Top 10 finalist for the USA Softball Collegiate Player of the Year award on May 8.

Joining Garcia, the winner of last year's award, as finalists are Abbey Cheek (Kentucky), Mia Davidson (Mississippi State), Alyssa DiCarlo (Georgia), Megan Good (James Madison), G Juarez (Oklahoma), Kayla Konwent (Wisconsin), Amanda Lorenz (Florida), Nicole Newman (Drake) and Sydney Romero (Oklahoma).

The USA Softball Collegiate Player of the Year award, which is considered the most prestigious honor in Division I women's collegiate softball, recognizes the outstanding athletic achievement by Division I female players across the country. Previous recipients of the award include UCLA alum Stacey Nuveman (2002) and Garcia.

The Top 3 finalists will be announced on May 22, while the 2019 USA Softball Collegiate Player of the Year will be announced on May 28 in Oklahoma City.

### FARAIMO, GODIN NAMED TOP 10 FINALISTS FOR NFCA FRESHMAN OF THE YEAR

A pair of Bruins, freshmen Megan Faraimo and Kelli Godin, have been named Top 10 finalists for the 2019 Schutt Sports/NFCA Freshman of the Year award, as announced on May 9.

UCLA is the only school to have two players on the list. Joining Faraimo and Godin as Top 10 finalists are Kelsey Bennett (Virginia Tech), Lexie Blair (Michigan), Natalie DenHartog (Minnesota), Montana Fouts (Alabama), Grace Green (Oklahoma), Shealyn O'Leary (Texas), Ashley Rogers (Tennessee) and Danielle Williams (Northwestern).

The Top 3 finalists will be announced on May 21, while the Schutt Sports/NFCA Division I National Freshman of the Year trophy will be presented on May 28 at the Women's College World Series in Oklahoma City. The NFCA FOY is in its sixth year. The Bruins had the winner in 2017 in current redshirt junior Rachel Garcia.

### BRIANA PEREZ NAMED COSIDA ACADEMIC ALL-DISTRICT

Sophomore Briana Perez was named to the Google Cloud Academic All-District Softball First Team on May 9, as announced by the College Sports Information Directors of America (CoSIDA).

## USA Today/NFCA Coaches Poll (May 14)

| NO. | SCHOOL (#1 VOTES) | RECORD | POINTS | LAST |
|---|---|---|---|---|
| **1.** | **Oklahoma (32)** | **49-2** | **800** | **1** |
| **2.** | **Washington** | **45-7** | **762** | **2** |
| ***3.*** | ***UCLA*** | ***46-5*** | ***702*** | ***3*** |
| 4. | Florida State | 51-8 | 687 | 5 |
| 5. | Alabama | 52-7 | 686 | 4 |
| **6.** | **Arizona** | **42-12** | **652** | **6** |
| 7. | Louisiana | 50-4 | 593 | 7 |
| **8.** | **Florida** | **44-15** | **553** | **9** |
| 9. | Texas | 41-14 | 515 | 8 |
| 10. | LSU | 40-16 | 494 | 10 |
| 11. | Tennessee | 39-14 | 472 | 11 |
| 12. | Minnesota | 41-12 | 467 | 12 |
| 13. | Oklahoma State | 39-14 | 400 | 14 |
| 14. | Georgia | 40-17 | 387 | 13 |
| 15. | Texas Tech | 39-14 | 336 | 15 |
| 16. | James Madison | 47-7 | 334 | 16 |
| **17.** | **Ole Miss** | **37-17** | **285** | **17** |
| 18. | Northwestern | 43-10 | 235 | 18 |
| **19.** | **Michigan** | **43-11** | **232** | **21** |
| 20. | Arkansas | 38-18 | 195 | 19 |
| 21. | South Carolina | 36-17 | 188 | 20 |
| 22. | Virginia Tech | 45-9 | 147 | 22 |
| **23.** | **Kentucky** | **33-22** | **115** | **23** |
| 24. | Auburn | 37-19 | 72 | 24 |
| 25. | Drake | 42-14 | 57 | 25 |

**Others Receiving Votes:** Wisconsin 9, Ohio St 8, **Colorado St. 7**, Boise St. 4, UNLV 3, North Carolina 2, **Stanford 1**.

## ESPN.com/USA Softball Poll (May 14)

| NO. | SCHOOL (#1 VOTES) | RECORD | POINTS | LAST |
|---|---|---|---|---|
| **1.** | **Oklahoma (19)** | **49-2** | **499** | **1** |
| **2.** | **Washington (1)** | **45-7** | **468** | **3** |
| ***3.*** | ***UCLA*** | ***46-5*** | ***451*** | ***2*** |
| 4. | Alabama | 52-7 | 434 | 4 |
| 5. | Florida State | 51-8 | 411 | 5 |
| **6.** | **Arizona** | **42-12** | **407** | **6** |
| **7.** | **Florida** | **44-15** | **374** | **11** |
| 8. | Minnesota | 41-12 | 355 | 7 |
| 9. | Louisiana | 50-4 | 338 | 8 |
| 10. | Texas | 41-14 | 287 | 9 |
| **11.** | **Michigan** | **43-11** | **278** | **13** |
| 12. | Oklahoma State | 39-14 | 274 | 14 |
| 13. | LSU | 40-16 | 264 | 10 |
| 14. | Tennessee | 39-14 | 243 | 12 |
| 15. | James Madison | 47-7 | 213 | 15 |
| 16. | Georgia | 40-17 | 185 | 17 |
| 17. | Northwestern | 43-10 | 173 | 16 |
| 18. | Texas Tech | 39-14 | 164 | 18 |
| **19.** | **Ole Miss** | **37-17** | **147** | **19** |
| **20.** | **Kentucky** | **33-22** | **109** | **21** |
| 21. | Virginia Tech | 45-9 | 105 | 20 |
| 22. | Arkansas | 38-18 | 88 | 21 |
| 23. | Auburn | 37-19 | 53 | 24 |
| 24. | Drake | 42-14 | 49 | 25 |
| 25. | South Carolina | 36-17 | 47 | 23 |

**Others Receiving Votes:** North Carolina 18, South Florida 18, Mississippi St. 9, Ohio St. 9, **Stanford 5**, Wisconsin 5, **Arizona St. 4**, UNLV 3, **Missouri 2**, Boise St. 1.

## Softball America (May 14)

**1. Oklahoma**; ***2. UCLA***; **3. Washington**; 4. Alabama; 5. Florida State; 6. Louisiana; **7. Arizona**; 8. Minnesota; **9. Ole Miss**; 10. LSU; 11. Tennessee; **12. Florida**; 13. Texas; 14. James Madison; 15. Georgia; 16. Oklahoma State; 17. Northwestern; 18. Texas Tech; **19. Kentucky**; **20. Michigan;** 21. Virginia Tech; 22. South Florida; 23. Drake; 24. Auburn; 25. South Carolina.

**Bold indicates 2019 UCLA opponents**

## 2019 UCLA Softball Roster

| NO | NAME | POS | HT | B/T | YR | EXP | HOMETOWN (HIGH SCHOOL/LAST SCHOOL) |
|---|---|---|---|---|---|---|---|
| 00 | Rachel Garcia | P/1B | 5-6 | R/R | R-JR | 2V | Palmdale, Calif. (Highland HS) |
| 3 | Briana Perez | INF | 5-7 | L/R | SO | 1V | Martinez, Calif. (Alhambra HS) |
| 4 | Holly Azevedo | P | 5-9 | R/R | SO | 1V | San Jose, Calif. (Pioneer HS) |
| 5 | Julie Rodriguez | OF | 5-3 | L/L | SO | 1V | Norwood, N.J. (Northern Valley Old Tappan HS) |
| 8 | Megan Faraimo | P | 6-0 | R/R | FR | HS | Vista, Calif. (Cathedral Catholic HS) |
| 10 | Malia Quarles | INF | 5-5 | R/R | SO | 1V | Cerritos, Calif. (Gahr HS) |
| 11 | Zia Norris | OF | 5-4 | L/R | SO | 1V | Harbor City, Calif. (Bishop Montgomery HS) |
| 12 | Stevie Wisz | OF | 5-6 | R/R | SR | 3V | Orcutt, Calif. (Righetti HS) |
| 14 | Kelli Godin | UTIL | 5-6 | L/R | FR | HS | Seal Beach, Calif. (Mater Dei HS) |
| 19 | Colleen Sullivan | C/1B | 5-6 | R/R | FR | HS | Poway, Calif. (Poway HS) |
| 20 | Anna Vines | UTIL | 5-5 | L/R | FR | HS | Temecula, Calif. (Vista Murrieta HS) |
| 21 | Taylor Pack | C/OF | 5-7 | R/R | SR | 3V | Sutter, Calif. (Sutter Union HS) |
| 22 | Danae Blodgett | OF | 5-6 | R/R | SR | 3V | Malibu, Calif. (Chaminade College Preparatory) |
| 23 | Aaliyah Jordan | OF | 5-7 | L/R | R-SO | 1V | Chula Vista, Calif. (Bonita Vista HS) |
| 24 | Shea Moreno | C/INF | 5-9 | R/R | FR | HS | Sacramento, Calif. (Sheldon HS) |
| 25 | Paige Halstead | C | 6-0 | L/R | SR | 3V | Rancho Cucamonga, Calif. (Los Osos HS) |
| 27 | Jacqui Prober | OF | 5-8 | L/R | JR | 2V | Orcutt, Calif. (Righetti HS) |
| 32 | Alana Snow | UTIL | 5-9 | L/R | SO | 1V | Carlsbad, Calif. (Carlsbad HS) |
| 33 | Brianna Tautalafua | INF | 5-6 | R/R | SR | 3V | Carson, Calif. (Carson HS) |
| 37 | Kinsley Washington | UTIL | 5-8 | L/R | SO | 1V | Whittier, Calif. (La Salle HS) |
| 46 | Zoe Shaw | UTIL | 5-6 | R/R | SR | 3V | West Hills, Calif. (El Camino Real Charter HS) |
| 48 | Bubba Nickles | UTIL | 5-8 | R/R | JR | 2V | Merced, Calif. (Merced HS) |
| 52 | Maddie Skibitzki | C | 5-7 | R/R | SR | 2V | Antelope, Calif. (Antelope HS) |

**Head Coach:** Kelly Inouye-Perez, 13th Year as Head Coach, 26th Year at UCLA (UCLA, 1993)
**Assistant Coach:** Lisa Fernandez, 21st Year (UCLA, 1995)
**Assistant Coach:** Kirk Walker, 18th Year (UCLA, 1988)
**Volunteer Assistant Coach:** Kylee Perez, 1st Year (UCLA, 2018)
**Director of Softball Operations:** Claire Donyanavard, 4th Year (UIC, 2011)
**Assistant Athletic Trainer:** Chris Gibson, 4th Year (Cal State Fullerton, 2011)
**Assistant Athletic Performance Coach:** Adam Garner, 3rd Year (Oklahoma, 2014)

## Pronunciation Guide

**Holly Azevedo** (as-uh-vee-dough); **Danae Blodgett** (da-nay blow-zhay); **Megan Faraimo** (fuh-RAY-mo); **Kelli Godin** (good-in); **Paige Halstead** (hall-sted); **Kelly Inouye-Perez** (e-NOY); **Aaliyah Jordan** (uh-lee-uh); **Bubba Nickles** (nickels); **Zia Norris** (zy-uh); **Briana Perez** (bre-ann-na); **Jacqui Prober** (jackie pro-ber); **Malia Quarles** (muh-lee-uh); **Zoe Shaw** (zoe-e); **Maddie Skibitzki** (skuh-bit-ski); **Alana Snow** (uh-lawn-uh); **Brianna Tautalafua** (bre-ann-na tau-TA-LA-fua); **Stevie Wisz** (wiz)

The Academic All-District Team recognizes the nation's top student-athletes for their combined performances on the field and in the classroom. The Google Cloud Academic All-America program separately recognizes softball honorees in four divisions, including NCAA Division I.

First team honorees advance to the Google Cloud Academic All-America ballot. First-, second- and third-team Academic All-America honorees will be announced in June.

Perez, a human biology major, is the first Bruin to be named CoSIDA Academic All-District since 2010 (Samantha Camuso).

### BRUINS IN THE NATIONAL RANKINGS (THROUGH MAY 12)

**Team Rankings - Strikeout-to-Walk Ratio** (2nd, 5.77); **Earned Run Average** (3rd, 1.38); **Batting Average** (4th, .344); **On Base Percentage** (6th, .420); **Runs Per Game** (6th, 7.00); **Slugging** (8th, .547); **Shutouts** (T-10th, 18); **Fielding Percentage** (25th, .973); **Home Runs** (T-33rd, 60); **Doubles** (T-43rd, 78).

**Rachel Garcia - Earned Run Average** (4th, 0.98); **Strikeout-to-Walk Ratio** (4th, 7.96); **Hits Allowed Per Seven Innings** (15th, 4.00); **Strikeouts** (T-29th, 207); **Wins** (T-40th, 20); **Walks Allowed Per 7 Innings** (42nd, 1.33); **Shutouts** (T-42nd, 6).

**Megan Faraimo - Earned Run Average** (17th, 1.31); **Hits Allowed Per Seven Innings** (18th, 4.06); **Strikeout-to-Walk Ratio** (18th, 5.83); **Shutouts** (T-42nd, 6).

**Bubba Nickles - Runs Batted In** (T-16th, 58); **Runs Scored** (T-29th, 53); **Total Bases** (T-40th, 119); **Hits** (T-48th, 68).

**Kelli Godin - Batting Average** (21st, .426).

**Aaliyah Jordan - Doubles** (T-19th, 18).

**Briana Perez - Runs Scored** (T-20th, 57).

### NEWS AND NOTES

Bruin opponents have scored runs in just 51 innings this season, and on 24 occasions, UCLA has scored in its next at-bat (on four occasions, opponents as the home team scored in the last at-bat of the game, not allowing the Bruins to answer) ... the Bruins set a season high with 17 hits on March 10 against Boston. UCLA had its second-most hits of the season on April 7 at Arizona State with 16. The Bruins have reached double figures in hits 23 times ... the 16 runs scored on April 7 were the second most this season for UCLA (17 vs. UC Riverside on Feb. 17). The Bruins have reached double digits in runs 12 times ... the Bruins' largest deficit this season has been three, which has happened in four games. It occurred twice in the last two contests of the Arizona series. UCLA has come back to win in three of those four games, including last Friday's victory. The Bruins had an early 3-0 deficit at Long Beach State on March 10 before winning in extra innings, and trailed 4-1 to Kentucky on Feb. 23 before scoring 11 unanswered runs to mercy the Wildcats ... the Bruins have 13 comeback victories this season, recording their most recent one last Friday against Arizona ... redshirt junior Rachel Garcia tied a season high with 15 strikeouts against Arizona last Thursday. She also had 15 Ks versus Hawaii on Feb. 8 and Oklahoma on Feb. 22. Garcia has 10 double-figure strikeout contests this season, having earned a win (20) or a save (3) in 23 of her 25 appearances ... meanwhile at the plate, Garcia has hits in 12 of her last 13 games, batting .400 (16-for-40) with two homers, 10 RBI and 11 runs. She drove in a career-high six at Washington on March 17, and had a stretch of eight consecutive hits against Washington (March 16-17), Saint Mary's (March 24) and CSUN (March 24) ... with a sixth-inning homer on Saturday against Arizona, junior Bubba Nickles extended her hitting streak to 19 games. She is batting .500 (32-for-

## 2019 UCLA Softball Quick Facts

| | |
|---|---|
| **Location** | J.D. Morgan Center, 325 Westwood Plaza, Los Angeles, CA 90095 |
| **Founded** | 1919 |
| **Enrollment** | 44,947 |
| **Nickname** | Bruins |
| **Colors** | Blue and Gold |
| **Conference** | Pac-12 |
| **Chancellor** | Dr. Gene Block |
| **Athletic Director** | Dan Guerrero |
| **Senior Associate A.D./SWA** | Christina Rivera |
| **Faculty Athletic Representative** | Dr. Michael Teitell |
| **Home Field** | Easton Stadium |
| **Capacity** | 1,328 |
| **Head Coach** | Kelly Inouye-Perez, 13th Year (UCLA, 1993) |
| **Career Record** | 590-171-1 (.775) |
| **Assistant Coach** | Lisa Fernandez, 21st Year (UCLA, 1995) |
| **Assistant Coach** | Kirk Walker, 18th Year (UCLA, 1988) |
| **Softball Office Phone** | (310) 206-6779 |
| **2018 Record** | 58-7 |
| **2018 Pac-12 Record** | 20-4 (2nd) |
| **2018 Postseason** | 8-3 (Women's College World Series) |
| **2018 Final NFCA/USA Softball Rankings** | 3rd/3rd |
| **Letterwinners Returning/Lost** | 18/7 |
| **Starters Returning/Lost** | 8/1 |
| **Pitchers Returning/Lost** | 2/2 |
| **Newcomers** | 6 |
| **All-Time Record** | 1,928-463-5 (.806) |
| **All-Time NCAA Record** | 1,767-408-5 (.812) |
| **National Championships** | 12 (AIAW - '78, NCAA - '82, '84, '85, '88, '89, '90, '92, '99, '03, '04, '10) |
| **All-Time NCAA Postseason Record** | 209-58 (.783) |
| **Pac-10/Pac-12 Championships** | 10 (1988, 1989, 1990, (1991, 1993, 1999, 2002, 2006, 2009, 2019) |
| **All-Time Pac-10/Pac-12 Record** | 524-201-1 (.722) |
| **Softball SID** | James Ybiernas |
| **Ybiernas' Office Phone** | (310) 206-8123 |
| **Ybiernas' Cell Phone** | (818) 635-8873 |
| **Ybiernas' E-mail** | jamesy@athletics.ucla.edu |
| **Athletic Communications Fax** | (310) 825-8664 |
| **Website** | www.uclabruins.com |

## UCLA ON SOCIAL MEDIA

| | |
|---|---|
| **Softball Twitter:** | @UCLASoftball |
| **Softball Instagram:** | @UCLASoftball |
| **Softball Facebook:** | /UCLABruinsSoftball |
| **Athletics Twitter:** | @UCLAAthletics |
| **Athletics Instagram:** | @UCLAAthletics |
| **Athletics Facebook:** | /UCLAAthletics |

**#GoBruins**

CHAMPIONS MADE HERE™

64) during the streak with five homers, 23 RBI and 20 runs. Ten of her 19 games have gone for multiple hits, including three-hit contests three times. Nickles compiled a 24-game hitting streak, dating back to last season, before it came to an end versus Colorado State on Feb. 24. During the streak, she hit .466 (34-for-73) with 10 home runs, 30 runs batted in and 27 runs scored. Only three UCLA hitting streaks were higher than Nickles' (Natasha Watley, 32 in 2001 and 29 in 2002, and Stacey Nuveman, 28 in 1997). Sophomore Briana Perez is the only other Bruin to reach at least 20 in a hitting streak, getting to 21 in her freshman campaign a year ago ... senior Taylor Pack has hits in 13 of her last 18 games, batting .388 (21-for-54) during the stretch with five homers, 17 RBI, 11 runs and five doubles. Seven of the 18 contests have been for multiple hits, five have been multi-RBI affairs and 10 of her 21 hits have gone for extra bases. Nine of Pack's 10 homers this season have come since March 8, including the first two-homer game of her career on April 5 at ASU ... redshirt sophomore Aaliyah Jordan has hits in 14 of her last 19 games, batting .382 (21-for-55) with five homers, 21 RBI and 17 runs. She posted the first two-homer contest of her career on April 6 at ASU and had a three-hit contest on April 28 versus Utah. The team leader in doubles with 18 had three versus Liberty on March 9 to become the sixth Bruin ever to post three two-baggers in the same contest. Jordan, who returned to the outfield against Utah, has 10 extra-base hits in her last 19 games ... sophomore Briana Perez has hits in 10 of her last 11, batting .343 (12-for-35) with two homers, six RBI and seven runs. She also has hits in 21 of her last 24. Perez had a pair of homers in the Utah series, and all five of her long balls this season have come since March 8 ... freshman Megan Faraimo has struck out 13 in her last 9 2/3 innings, allowing just one run and four hits in her last three outings. She had a scoreless innings streak of 26 1/3 from March 26-April 12. Faraimo tossed her second no-hitter on Feb. 24 against Colorado State. Along with it being the 111th in UCLA history, it marked the first time a Bruin had two no-hitters in the same season since 2015 (Ally Carda) and the first UCLA freshman to do so since 2005 (Anjelica Selden). She has eight games with at least eight strikeouts, fanning a career-best 12 against Robert Morris. Faraimo also had 11 strikeouts against Cal State Fullerton on March 26 and 10 in her first no-hitter versus Fresno State (Feb. 16) ... freshman Kelli Godin has hits in 19 of her last 26, batting .397 (25-for-63) during the stretch with 20 runs scored, seven RBI and 10 stolen bases. The freshman stole her first 18 bases before getting caught on March 26 against Cal State Fullerton. It was the most successful stolen bases to start a UCLA career. Godin stole three bases against Saint Mary's on Feb. 9 to tie a school record, and then did it again versus the Gaels on March 24 ... sophomore Holly Azevedo had a stretch of 19 2/3 consecutive shutout innings from April 12-May 3, striking out 14 and giving up only 10 hits and three walks in those six outings. She had back-to-back, complete-game shutouts at Oregon State (April 20) and versus Utah (April 28). Azevedo has allowed zero or one run in 10 of her last 13 appearances. Her best game of the year came against Florida on Feb. 27 when she struck out eight in five innings ... senior Brianna Tautalafua returned to the lineup against Utah, and in her last seven contests is 10-for-30 (.333) with two homers and eight RBI. She has a hit in four of her last five ... sophomore Kinsley Washington also has hits in four of her last five, including a two-hit contest in Friday's win over Arizona. She belted her first career homer on April 7 at ASU ... freshman Colleen Sullivan had 13 walks during Pac-12 play, which ranked second on the team. She drew four walks in the April 6 game at ASU, just the seventh time a Bruin had accomplished that feat in one contest ... the Bruins have three grand slams this season, the latest coming off the bat of sophomore Malia Quarles, who had a pinch-hit salami on April 14 against Oregon. Quarles is 7-for-20 (.350) as a pinch-hitter with 11 RBI ... senior Paige Halstead has a .995 fielding percentage with just one error in 205 chances. She had a pair of singles on Saturday against Arizona ... Perez led off the March 8 game against Robert Morris with an inside-the-park home run. It marked the first inside-the-park homer for the Bruins since Andrea Duran on June 3, 2006 versus Texas ... UCLA shattered a school record for most runs in one inning in a Feb. 17 victory over UC Riverside. The Bruins scored 16 runs in the first inning, including 13 before making an out. The 16-run outburst broke the previous school record of 13 runs scored on April 21, 1992 against Cal Poly Pomona. As far as national rankings go, the 16 runs are tied for the 11th-most runs in one inning, while the 16 first-inning runs are tied for the second-most, first-inning runs ever ... UCLA softball recorded its 1,900th victory in program history on March 8 against Robert Morris.

### DOUBLE NICKLES: BUBBA WINS PAC-12 PLAYER OF THE WEEK FOR SECOND WEEK IN A ROW

For the second week in a row, junior Bubba Nickles was named Pac-12 Conference Player of the Week, as announced on April 22. Nickles reached in each of her first nine plate appearances in the Bruins' series sweep at Oregon State, going 7-for-10 (.700) with seven runs batted in, five runs scored, two home runs and three walks.

UCLA received a league-best 15 Pac-12 weekly awards this season, and at least one award in 10 of 14 weeks, including a pair on three occasions (Feb. 19 and Feb. 26) and a sweep on March 19. Redshirt junior Rachel Garcia has been Player of the Week on March 19 and Pitcher of the Week four times (Feb. 12, Feb. 19, Feb. 26 and March 19). Megan Faraimo is a five-time Pac-12 Freshman of the Week (Feb. 19, Feb. 26, March 12, April 1 and April 8), Kelli Godin is a two-time Pac-12 Freshman of the Week (March 19 and March 25) and senior Taylor Pack was Pac-12 Player of the Week on April 8.

### BRUINS VERSUS THE LOS ANGELES REGIONAL FIELD

UCLA holds a 7-1 all-time series lead against Weber State. The teams met at Easton Stadium in 2017 in a doubleheader won by the Bruins (4-1 and 22-1 in five innings). Prior to the 2017 meeting, the two teams hadn't played since 1982 ... UCLA has faced Missouri and Cal State Fullerton this season. The Bruins knocked off Missouri, 11-3 in six innings, on Feb. 22 in Cathedral City, Calif. to improve to 17-3 all-time versus the Tigers. On March 26 at Easton, UCLA defeated Fullerton, 5-1, to move to 51-34-1 all-time against the Titans. Box scores from those two games can be found on pages 16 and 17 of this release ... the Bruins also have a history with both teams in the NCAA Championship. UCLA is 6-2 versus Missouri. The Bruins swept the 2015 Super Regional at Easton Stadium (7-4 and 10-6) to get revenge for losing the 2009 Super in Westwood (Missouri won games one - 2-1 - and three - 9-1 in 5 innings, UCLA won game two - 5-2). UCLA also defeated Missouri in Regionals in 1999 (12-5 at UCLA), at the WCWS in 1991 (5-0 in OKC) and at the WCWS in 1983 (1-0 in Omaha) ... the Bruins are 17-5 in the NCAA Championship against Cal State Fullerton. The teams met three times in last year's Regional, as the Titans won 3-2 in nine innings in the winner's bracket Saturday game. UCLA rebounded with 3-0 and 6-4 victories on Championship Sunday to advance to Supers. This marks the fourth year in a row in which Fullerton has traveled to UCLA for the postseason. The Bruins won 9-1 on Championship Sunday in 2017 and defeated the Titans on back-to-back days (3-2 and 5-4) in 2016.

### GARCIA NAMED NFCA AND USA SOFTBALL NATIONAL PLAYER OF THE WEEK

Redshirt junior Rachel Garcia on March 19 was named National Player of the Week by both the NFCA and USA Softball after helping the Bruins to a three-game sweep at No. 5 Washington (March 15-17).

The redshirt junior has been named USA Softball National Player of the Week a school-record four times (April 11, 2017; Feb. 27, 2018; April 17, 2018). She also earned her second NFCA National Player of the Week award (Feb. 27, 2018).

### RACHEL GARCIA NAMED A FINALIST FOR JAMES E. SULLIVAN AWARD

Rachel Garcia was one of eight finalists for the 89th AAU James E. Sullivan Award. The award is presented annually to the most outstanding amateur athlete in the United States. The Sullivan Award ceremony was held at the New York Athletic Club on April 16.

"I am honored to be named a finalist for the James E. Sullivan Award," Garcia said. "This game has given me so much to be thankful for and words cannot express enough how grateful I am for my family, teammates, and coaches. I also want to thank all the fans for voting for me."

## 2019 UCLA Honor Roll

**Megan Faraimo**
--NFCA Freshman of the Year Top 10 Finalist
--Pac-12 Conference Freshman of the Year
--All-Pac-12 Conference First Team
--Pac-12 Conference All-Freshman Team
--Pac-12 Conference Freshman of the Week
(Feb. 19, Feb. 26, March 12, April 1 and April 8)

**Rachel Garcia**
--USA Softball Collegiate Player of the Year Top 10 Finalist
--Pac-12 Conference Player of the Year
--Pac-12 Conference Pitcher of the Year
--All-Pac-12 Conference First Team
--NFCA National Player of the Week (March 19)
--USA Softball National Player of the Week (March 19)
--Pac-12 Conference Pitcher of the Week
(Feb. 12, Feb. 19, Feb. 26 and March 19)
--Pac-12 Conference Player of the Week (March 19)
--James E. Sullivan Award Finalist

**Kelli Godin**
--NFCA Freshman of the Year Top 10 Finalist
--All-Pac-12 Conference First Team
--Pac-12 Conference All-Freshman Team
--Pac-12 Conference All-Defensive Team
--Pac-12 Conference Freshman of the Week
(March 19 and March 25)

**Aaliyah Jordan**
--All-Pac-12 Conference First Team

**Bubba Nickles**
--All-Pac-12 Conference First Team
--Pac-12 Conference Player of the Week (April 15 & 22)

**Taylor Pack**
--All-Pac-12 Conference First Team
--Pac-12 Conference Player of the Week (April 8)

**Briana Perez**
--All-Pac-12 Conference First Team
--Pac-12 Conference All-Defensive Team
--Google Cloud/CoSIDA Academic All-District First Team

**Colleen Sullivan**
--Pac-12 Conference All-Freshman Team

The AAU James E. Sullivan Award has been presented annually since 1930 as a salute to the founder and past president of the Amateur Athletic Union.

### GARCIA NAMED TO USA SOFTBALL WOMEN'S NATIONAL TEAM

Redshirt junior Rachel Garcia and UCLA alums Ally Carda and Delaney Spaulding were named to the 2019 USA Softball Women's National Team, as announced by USA Softball on Jan. 7.

The trio are a part of the 18-athlete roster that was selected by the Women's National Team Selection Committee following the Selection Trials in Clearwater, Fla. (Jan 2-6). These athletes will compete in select tournaments and invitational events this summer before the final 15-player roster for the 2019 Pan American Games is finalized. The complete National Team schedule will be released at a later date.

### FARAIMO, GODIN NAMED TO 2019 USA SOFTBALL JUNIOR WOMEN'S NATIONAL TRAINING TEAM

Freshmen Megan Faraimo and Kelli Godin have both been named to the 2019 USA Softball Junior Women's National Training Team, as announced by USA Softball on Jan. 2.

The Bruin duo are a part of the 20-athlete roster that was chosen following a three-day selection process. These athletes will compete in select tournaments and invitational events before the final 17-player roster is chosen for the 2019 World Baseball Softball Confederation (WBSC) U-19 Women's Softball World Cup, which will be held this August in Irvine. Faraimo was invited to the JWNT Selection Trials, while Godin advanced to the Trials after going through an open tryout featuring over 100 athletes.

UCLA, along with Alabama, are the only schools to have two athletes on the USA Softball Junior Women's National Training Team.

### SHAW ADDED TO ISRAEL OLYMPIC QUALIFYING ROSTER

Senior Zoe Shaw was added to Team Israel's Olympic Qualifying Roster on Dec. 19, as announced by the Israel Softball Association.

Shaw is the 13th Division I softball player to commit to Team Israel, which will compete at the 2019 WBSC European Championship (June 30-July 6) in the Czech Republic. The top six teams from that tournament will move on to compete at an Olympic Qualifying tournament later next summer.

The Israel Softball Association was established in 1979 by a group of North and South Americans who immigrated to Israel and felt the need to continue playing softball. Team Israel softball will be looking to be the country's first team sport to qualify for the Olympics since 1968. In order to play for Team Israel, players are required to have at least one Jewish parent or grandparent and must travel to Israel to receive dual citizenship.

UCLA softball has a rich tradition in the Olympics, as 15 Bruin alums have participated on the world's biggest stage in their quest to bring home gold for their country. Eleven of those players have donned the Red, White and Blue, three have represented Australia and one has represented Puerto Rico.

### PAC-12 CHAMPS FALL IN SEASON FINALE

Junior Bubba Nickles extended her hitting streak to 19 games with a sixth-inning solo home run, but the second-ranked Bruins dropped a 3-1 decision to No. 6 Arizona on Saturday at Easton Stadium.

UCLA wraps up the regular season with a 46-5 overall record and a 20-4 mark in Pac-12 play, sharing conference title honors with Washington. Arizona improved to 42-12 (19-5 Pac-12).

The Bruins had seven hits from six different players, as senior Paige Halstead recorded two hits. Freshman Megan Faraimo struck out seven in 4 1/3 innings of shutout relief, giving up just one hit and one walk. Sophomore Holly Azevedo fanned two in 2 2/3 innings, allowing three runs and four hits.

All of Saturday's runs came via the homer, as Arizona hit solo and two-run shots in the third.

Nickles would get the Bruins on the board in the sixth with a leadoff homer to left, her 14th of the season, to cut the deficit to 3-1, but UCLA would come up two short.

### NO. 2 BRUINS CLINCH SHARE OF PAC-12 TITLE

The second-ranked Bruins clinched a share of the Pac-12 Conference title on Friday, defeating No. 6 Arizona by a score of 5-4 at Easton Stadium. The victory also gave UCLA the conference's automatic berth into the NCAA Tournament. It is the 10th Pac-10/12 title for the Bruins and first since 2009.

All three pitchers saw time in the circle, but it was sophomore Holly Azevedo (11-0) who picked up the win in relief, striking out four in four innings and giving up a run and two hits. Redshirt junior Rachel Garcia tossed 1 2/3 innings of relief and struck out two, giving up two runs and three hits, earning her third save of the season. Freshman Megan Faraimo started and fanned two in 1 1/3 innings, allowing a run, a hit and three walks.

The Bruins (46-4, 20-3 Pac-12) had eight hits from six different players, as senior Taylor Pack and sophomore Kinsley Washington each recorded two hits.

Arizona (41-12, 18-5 Pac-12) scored in the first inning on a solo home run and added two more in the third on a two-run homer.

In the bottom of the third, the Bruins added a shot of their own to get to within one. With two outs, Garcia singled to left and came home on Pack's 10th home run of the season to left to make it 3-2.

UCLA tacked on three more in the fourth. With one out, Washington singled up the middle, and another out later, sophomore Briana Perez drew a walk. Nickles then extended her hitting streak to 18 games with a single to center to score Washington and even the game at three. Redshirt sophomore Aaliyah Jordan followed with a double to left to plate Perez and Nickles to give the Bruins a 5-3 lead.

The Wildcats scored a run in the seventh on an infield single and three hit by pitches, but Garcia closed the door to give the Bruins a share of the conference title.

### GARCIA KS 15, TAUTALAFUA HOMERS IN SERIES-OPENING LOSS

Redshirt junior Rachel Garcia tied a season high with 15 strikeouts, while senior Brianna Tautalafua hit a home run, but the second-ranked Bruins dropped a 5-3 decision to No. 6 Arizona on Thursday at Easton Stadium.

UCLA (45-4, 19-3) had eight hits from five different players, as Garcia, Tautalafua and junior Bubba Nickles each recorded a pair of hits.

Garcia had at least one strikeout in every inning, fanning the side in the second and seventh and two apiece in the first, third, fourth and fifth. She gave up five runs (four earned), six hits and two walks.

The Bruins scored first in the first inning, as Nickles extended her hitting streak to 17 with a leadoff single, with sophomore Briana Perez following with a bunt hit. Garcia then tapped a ball to the 3-4 hole on the right side for an infield hit, and Nickles never stopped running, rounding third and coming home with UCLA's first run.

After Arizona (41-11, 18-4 Pac-12) evened things with a solo homer in the fourth, the Bruins scored twice in their half of the fourth. With two outs, Tautalafua launched her third homer of the season to straightaway center to give UCLA the lead back. A walk to freshman Colleen Sullivan, a single for sophomore Kinsley Washington and a walk to freshman Kelli Godin loaded the bases for Nickles, who singled to second base to bring in Sullivan to make it 3-1 Bruins.

The Wildcats would tie the game in the fifth on a two-run homer and went ahead for good with a two-run shot in the seventh.

## UCLA Rankings in the Pac-12 (Through 5/11)

| | |
|---|---|
| **Batting Average** | 1st (.344) |
| **On Base Percentage** | 1st (.420) |
| **Hits** | 1st (476) |
| **Sacrifice Flies** | T-1st (14) |
| **Doubles** | 2nd (78) |
| **Stolen Bases** | 2nd (57) |
| **Slugging Percentage** | 3rd (.547) |
| **Runs Scored** | 3rd (357) |
| **Runs Batted In** | 3rd (329) |
| **Home Runs** | 3rd (60) |
| **Total Bases** | 3rd (756) |
| **Triples** | 5th (11) |
| **Walks** | 5th (168) |
| **Sacrifice Hits** | 7th (16) |
| **Hit by Pitches** | T-7th (21) |
| **Earned Run Average** | 1st (1.38) |
| **Opposing Batting Average** | 1st (.170) |
| **Strikeouts** | 2nd (410) |
| **Saves** | T-4th (4) |
| **Fielding Percentage** | 3rd (.973) |

## Player Rankings in the Pac-12 (Through 5/11)

| **BUBBA NICKLES** | |
|---|---|
| **Hits** | T-2nd (68) |
| **Runs Batted In** | T-2nd (58) |
| **Batting Average** | 4th (.402) |
| **Total Bases** | 4th (119) |
| **Runs Scored** | 5th (53) |
| **On Base Percentage** | 6th (.472) |
| **Home Runs** | 7th (14) |
| **Slugging Percentage** | 9th (.704) |
| **Sacrifice Flies** | T-9th (2) |

| **RACHEL GARCIA** | |
|---|---|
| **Earned Run Average** | 1st (0.98) |
| **Wins** | T-2nd (20) |
| **Sacrifice Flies (Batting)** | T-2nd (3) |
| **Opposing Batting Average** | 3rd (.160) |
| **Strikeouts** | 3rd (207) |
| **Saves** | T-3rd (3) |
| **Walks (Batting)** | T-6th (27) |
| **Innings Pitched** | 9th (136.1) |

| **BRIANA PEREZ** | |
|---|---|
| **Sacrifice Flies** | T-2nd (3) |
| **Runs Scored** | 3rd (57) |
| **Stolen Bases** | 3rd (18) |
| **Hits** | T-4th (66) |
| **Batting Average** | 7th (.384) |

| **MEGAN FARAIMO** | |
|---|---|
| **Earned Run Average** | 2nd (1.31) |
| **Opposing Batting Average** | 2nd (.159) |
| **Wins** | 7th (15) |
| **Strikeouts** | 8th (134) |

| **KELLI GODIN** | |
|---|---|
| **Batting Average** | 2nd (.426) |
| **Stolen Bases** | 2nd (22) |
| **Sacrifice Hits** | T-2nd (6) |
| **On Base Percentage** | 3rd (.483) |

| **TAYLOR PACK** | |
|---|---|
| **Batting Average** | 8th (.383) |
| **Slugging Percentage** | 8th (.719) |
| **On Base Percentage** | 8th (.470) |
| **Doubles** | T-8th (13) |

| **HOLLY AZEVEDO** | |
|---|---|
| **Earned Run Average** | 7th (2.10) |
| **Opposing Batting Average** | 7th (.199) |
| **Saves** | T-7th (1) |

| **AALIYAH JORDAN** | |
|---|---|
| **Doubles** | T-1st (18) |
| **Total Bases** | 9th (101) |
| **Runs Batted In** | 10th (49) |

| **BRIANNA TAUTALAFUA** | |
|---|---|
| **Sacrifice Flies** | T-9th (2) |

| **KINSLEY WASHINGTON** | |
|---|---|
| **Triples** | T-9th (3) |

## 2019 Pac-12 Conference Softball Standings

| | CONFERENCE | | | | | OVERALL | | | | | |
|---|---|---|---|---|---|---|---|---|---|---|---|
| **NFCA/USASB/SBAM RANK** | **W** | **L** | **PCT** | **H** | **A** | **W** | **L** | **PCT** | **H** | **A** | **N** |
| **No. 3/2/2 UCLA** | **20** | **4** | **.833** | **9-3** | **11-1** | **46** | **5** | **.902** | **18-3** | **14-1** | **14-1** |
| No. 2/3/4 Washington | 20 | 4 | .833 | 9-3 | 11-1 | 45 | 7 | .865 | 16-3 | 14-1 | 15-3 |
| No. 6/6/7 Arizona | 19 | 5 | .792 | 9-3 | 10-2 | 42 | 12 | .778 | 21-7 | 16-2 | 5-3 |
| NR/RV/NR Arizona State | 13 | 11 | .542 | 7-5 | 6-6 | 33 | 18 | .647 | 23-10 | 6-6 | 4-2 |
| RV/RV/NR Stanford | 8 | 13 | .381 | 5-7 | 3-6 | 32 | 18 | .640 | 18-11 | 6-6 | 8-1 |
| Oregon State | 8 | 14 | .364 | 2-8 | 6-6 | 26 | 19 | .578 | 2-8 | 12-8 | 12-3 |
| Utah | 7 | 17 | .292 | 5-7 | 2-10 | 19 | 35 | .352 | 5-11 | 4-11 | 10-13 |
| California | 5 | 18 | .217 | 2-9 | 3-9 | 28 | 27 | .509 | 7-11 | 8-11 | 13-5 |
| Oregon | 5 | 19 | .208 | 2-10 | 3-9 | 22 | 30 | .423 | 4-13 | 5-11 | 13-6 |

## This Week in the Pac-12

**Los Angeles Regional**

**Friday, May 17**

Game 1 - Cal State Fullerton vs. Missouri 5:30 p.m.

**Game 2 - Weber State at No. 2-seed UCLA 8 p.m.**

**Saturday, May 18**

Game 3 – Game 1 Winner vs. Game 2 Winner 3 p.m.

Game 4 – Game 1 Loser vs. Game 2 Loser 5:30 p.m.

Game 5 – Game 3 Loser vs. Game 4 Winner 8 p.m.

**Sunday, May 19**

Game 6 – Game 3 Winner vs. Game 5 Winner 2 p.m.

Game 7 – Game 6 Winner vs. Game 6 Loser 4:30 p.m.

**Seattle Regional**

**Friday, May 17**

Game 1 - Seattle U. vs. Mississippi State 4:30 p.m.

**Game 2 - Fordham at No. 3-seed Washington 7 p.m.**

**Saturday, May 18**

Game 3 – Game 1 Winner vs. Game 2 Winner 3 p.m.

Game 4 – Game 1 Loser vs. Game 2 Loser 5:30 p.m.

Game 5 – Game 3 Loser vs. Game 4 Winner 8 p.m.

**Sunday, May 19**

Game 6 – Game 3 Winner vs. Game 5 Winner 6 p.m.

Game 7 – Game 6 Winner vs. Game 6 Loser 8:30 p.m.

**Tucson Regional**

**Friday, May 17**

Game 1 - Colorado State vs. Auburn 6 p.m.

**Game 2 - Harvard at No. 6-seed Arizona 8:30 p.m.**

**Saturday, May 18**

Game 3 – Game 1 Winner vs. Game 2 Winner 3 p.m.

Game 4 – Game 1 Loser vs. Game 2 Loser 5:30 p.m.

Game 5 – Game 3 Loser vs. Game 4 Winner 8 p.m.

**Sunday, May 19**

Game 6 – Game 3 Winner vs. Game 5 Winner 4 p.m.

Game 7 – Game 6 Winner vs. Game 6 Loser 6:30 p.m.

**Tuscaloosa Regional**

**Friday, May 17**

**Game 1 - Lipscomb vs. Arizona State 1 p.m.**

Game 2 - Alabama State at No. 8-seed Alabama 3:30 p.m.

**Saturday, May 18**

Game 3 – Game 1 Winner vs. Game 2 Winner 11 a.m.

Game 4 – Game 1 Loser vs. Game 2 Loser 1:30 p.m.

Game 5 – Game 3 Loser vs. Game 4 Winner 4 p.m.

**Sunday, May 19**

Game 6 – Game 3 Winner vs. Game 5 Winner 11 a.m.

Game 7 – Game 6 Winner vs. Game 6 Loser 1:30 p.m.

**Gainesville Regional**

**Friday, May 17**

**Game 1 - Boise State vs. Stanford 9 a.m.**

Game 2 - Boston U. at No. 5-seed Florida 11:30 a.m.

**Saturday, May 18**

Game 3 – Game 1 Winner vs. Game 2 Winner 11 a.m.

Game 4 – Game 1 Loser vs. Game 2 Loser 1:30 p.m.

Game 5 – Game 3 Loser vs. Game 4 Winner 4 p.m.

**Sunday, May 19**

Game 6 – Game 3 Winner vs. Game 5 Winner 9 a.m.

Game 7 – Game 6 Winner vs. Game 6 Loser 11:30 a.m.

All Times Pacific

## Last Week in the Pac-12

**Thursday, May 9**

**No. 6/6/7 Arizona 5, No. 3/2/2 UCLA 3** [1]

NR/RV/NR Arizona State 4, Oregon 0 [1]

Oregon State 2, Utah 1 [1]

No. 2/3/4 Washington 5, RV/RV/NR Stanford 2 [1]

**Friday, May 10**

**No. 3/2/2 UCLA 5, No. 6/6/7 Arizona 4** [1]

NR/RV/NR Arizona State 10, Oregon 1 [1]

Utah 6, Oregon State 2 [1]

No. 2/3/4 Washington 8, RV/RV/NR Stanford 0 (5 innings) [1]

**Saturday, May 11**

**No. 6/6/7 Arizona 3, No. 3/2/2 UCLA 1** [1]

NR/RV/NR Arizona State 12, Oregon 4 (6 innings) [1]

Oregon State 4, Utah 2 [1]

No. 2/3/4 Washington 3, RV/RV/NR Stanford 0 [1]

1 - Pac-12 Conference Games

Home Team Underlined

# 2019 UCLA Softball
## Overall Statistics for UCLA (as of May 11, 2019)
## (All games Sorted by Batting avg)

Record: 46-5 Home: 18-3 Away: 14-1 Neutral: 14-1 Pac-12: 20-4

| Player | avg | gp-gs | ab | r | h | 2b | 3b | hr | rbi | tb | slg% | bb | hp | so | gdp | ob% | sf | sh | sb-att | po | a | e | fld% |
|---|---|---|---|---|---|---|---|---|---|---|---|---|---|---|---|---|---|---|---|---|---|---|---|
| 14 Godin, Kelli | .426 | 48-47 | 108 | 38 | 46 | 3 | 1 | 0 | 12 | 51 | .472 | 11 | 1 | 26 | 0 | .483 | 0 | 6 | 22-24 | 55 | 9 | 1 | .985 |
| 48 Nickles, Bubba | .402 | 51-51 | 169 | 53 | 68 | 7 | 1 | 14 | 58 | 119 | .704 | 20 | 4 | 16 | 0 | .472 | 2 | 0 | 6-6 | 55 | 3 | 1 | .983 |
| 3 Perez, Briana | .384 | 50-50 | 172 | 57 | 66 | 10 | 2 | 5 | 39 | 95 | .552 | 12 | 3 | 12 | 1 | .426 | 3 | 4 | 18-18 | 73 | 69 | 12 | .922 |
| 21 Pack, Taylor | .383 | 48-47 | 128 | 26 | 49 | 13 | 0 | 10 | 43 | 92 | .719 | 20 | 1 | 13 | 3 | .470 | 0 | 0 | 0-0 | 98 | 19 | 1 | .992 |
| 23 Jordan, Aaliyah | .378 | 50-50 | 148 | 33 | 56 | 18 | 0 | 9 | 49 | 101 | .682 | 19 | 0 | 24 | 0 | .446 | 1 | 0 | 1-1 | 3 | 0 | 0 | 1.000 |
| 0 Garcia, Rachel | .352 | 50-50 | 142 | 30 | 50 | 9 | 1 | 8 | 41 | 85 | .599 | 27 | 1 | 15 | 0 | .451 | 3 | 0 | 0-0 | 96 | 21 | 3 | .975 |
| 25 Halstead, Paige | .316 | 34-23 | 57 | 5 | 18 | 5 | 0 | 2 | 12 | 29 | .509 | 7 | 2 | 13 | 0 | .409 | 0 | 0 | 0-0 | 191 | 13 | 1 | .995 |
| 37 Washington, Kinsley | .289 | 51-50 | 135 | 32 | 39 | 7 | 3 | 1 | 12 | 55 | .407 | 7 | 4 | 23 | 0 | .342 | 0 | 1 | 7-8 | 123 | 47 | 6 | .966 |
| 19 Sullivan, Colleen | .247 | 41-26 | 73 | 14 | 18 | 4 | 0 | 5 | 12 | 37 | .507 | 24 | 1 | 16 | 1 | .439 | 0 | 0 | 0-0 | 207 | 11 | 2 | .991 |
| 33 Tautalafua, Brianna | .213 | 34-31 | 89 | 8 | 19 | 0 | 1 | 3 | 19 | 30 | .337 | 7 | 0 | 19 | 1 | .265 | 2 | 0 | 0-0 | 23 | 32 | 3 | .948 |
| --- | | | | | | | | | | | | | | | | | | | | | | | |
| 46 Shaw, Zoe | .368 | 35-13 | 38 | 11 | 14 | 0 | 2 | 0 | 6 | 18 | .474 | 7 | 0 | 12 | 0 | .467 | 0 | 1 | 0-0 | 13 | 0 | 1 | .929 |
| 10 Quarles, Malia | .367 | 32-4 | 30 | 3 | 11 | 1 | 0 | 3 | 16 | 21 | .700 | 4 | 2 | 7 | 1 | .459 | 1 | 0 | 0-0 | 0 | 0 | 0 | .000 |
| 20 Vines, Anna | .290 | 41-17 | 31 | 13 | 9 | 0 | 0 | 0 | 2 | 9 | .290 | 1 | 0 | 1 | 0 | .313 | 0 | 3 | 1-3 | 27 | 25 | 2 | .963 |
| 27 Prober, Jacqui | .241 | 36-8 | 29 | 8 | 7 | 0 | 0 | 0 | 4 | 7 | .241 | 1 | 0 | 3 | 0 | .258 | 1 | 1 | 1-1 | 12 | 0 | 0 | 1.000 |
| 5 Rodriguez, Julie | .188 | 23-8 | 32 | 6 | 6 | 1 | 0 | 0 | 4 | 7 | .219 | 1 | 2 | 4 | 0 | .250 | 1 | 0 | 0-0 | 5 | 0 | 0 | 1.000 |
| 12 Wisz, Stevie | .000 | 25-0 | 1 | 4 | 0 | 0 | 0 | 0 | 0 | 0 | .000 | 0 | 0 | 0 | 0 | .000 | 0 | 0 | 0-0 | 2 | 0 | 0 | 1.000 |
| 22 Blodgett, Danae | .000 | 26-0 | 0 | 10 | 0 | 0 | 0 | 0 | 0 | 0 | .000 | 0 | 0 | 0 | 0 | .000 | 0 | 0 | 1-1 | 0 | 0 | 0 | .000 |
| 52 Skibitzki, Maddie | .000 | 2-0 | 0 | 1 | 0 | 0 | 0 | 0 | 0 | 0 | .000 | 0 | 0 | 0 | 0 | .000 | 0 | 0 | 0-0 | 0 | 0 | 0 | .000 |
| 29 Flynn, Kelly | .000 | 2-0 | 0 | 1 | 0 | 0 | 0 | 0 | 0 | 0 | .000 | 0 | 0 | 0 | 0 | .000 | 0 | 0 | 0-0 | 0 | 0 | 0 | .000 |
| 32 Snow, Alana | .000 | 17-0 | 0 | 4 | 0 | 0 | 0 | 0 | 0 | 0 | .000 | 0 | 0 | 0 | 0 | .000 | 0 | 0 | 0-0 | 0 | 1 | 0 | 1.000 |
| Totals | .344 | 51 | 1382 | 357 | 476 | 78 | 11 | 60 | 329 | 756 | .547 | 168 | 21 | 204 | 7 | .420 | 14 | 16 | 57-62 | 990 | 279 | 35 | .973 |
| Opponents | .170 | 51 | 1189 | 79 | 202 | 32 | 5 | 25 | 69 | 319 | .268 | 71 | 35 | 410 | 5 | .238 | 1 | 9 | 23-30 | 926 | 353 | 67 | .950 |

LOB - Team (319), Opp (238). DPs turned - Team (13), Opp (17). CI - Team (1), Sullivan 1. IBB - Team (2), Jordan 1, Garcia 1.

## (All games Sorted by Earned run avg)

| Player | era | w-l | app | gs | cg | sho | sv | ip | h | r | er | bb | so | 2b | 3b | hr | b/avg | wp | hp | bk | sfa | sha |
|---|---|---|---|---|---|---|---|---|---|---|---|---|---|---|---|---|---|---|---|---|---|---|
| 0 Garcia, Rachel | 0.98 | 20-1 | 25 | 16 | 13 | 6/1 | 3 | 136.1 | 78 | 26 | 19 | 26 | 207 | 13 | 1 | 7 | .160 | 5 | 21 | 0 | 1 | 3 |
| 8 Faraimo, Megan | 1.31 | 15-3 | 23 | 19 | 11 | 6/2 | 0 | 107.0 | 62 | 25 | 20 | 23 | 134 | 10 | 2 | 8 | .159 | 0 | 6 | 0 | 0 | 3 |
| 4 Azevedo, Holly | 2.10 | 11-1 | 25 | 16 | 7 | 3/3 | 1 | 86.2 | 62 | 28 | 26 | 22 | 69 | 9 | 2 | 10 | .199 | 3 | 8 | 0 | 0 | 3 |
| Totals | 1.38 | 46-5 | 51 | 51 | 31 | 18/3 | 4 | 330.0 | 202 | 79 | 65 | 71 | 410 | 32 | 5 | 25 | .170 | 8 | 35 | 0 | 1 | 9 |
| Opponents | 6.74 | 5-46 | 51 | 51 | 16 | 0/0 | 1 | 308.2 | 476 | 357 | 297 | 168 | 204 | 78 | 11 | 60 | .344 | 27 | 21 | 0 | 14 | 16 |

PB - Team (6), Halstead 5, Sullivan 1, Opp (10). SBA/ATT - Sullivan (10-13), Halstead (9-13), Garcia (10-11), Azevedo (5-10), Faraimo (8-9), Pack (4-4).

# 2019 UCLA Softball
## Conference statistics for UCLA (as of May 11, 2019)
## (Pac-12 games only Sorted by Batting avg)

Record: 20-4 Home: 9-3 Away: 11-1 Pac-12: 20-4

| Player | avg | gp-gs | ab | r | h | 2b | 3b | hr | rbi | tb | slg% | bb | hp | so | gdp | ob% | sf | sh | sb-att | po | a | e | fld% |
|---|---|---|---|---|---|---|---|---|---|---|---|---|---|---|---|---|---|---|---|---|---|---|---|
| 48 Nickles, Bubba | .462 | 24-24 | 78 | 23 | 36 | 5 | 0 | 5 | 28 | 56 | .718 | 11 | 1 | 7 | 0 | .527 | 1 | 0 | 4-4 | 31 | 0 | 1 | .969 |
| 0 Garcia, Rachel | .391 | 24-24 | 69 | 19 | 27 | 4 | 0 | 4 | 20 | 43 | .623 | 14 | 1 | 10 | 0 | .494 | 1 | 0 | 0-0 | 40 | 10 | 0 | 1.000 |
| 21 Pack, Taylor | .365 | 22-22 | 63 | 13 | 23 | 7 | 0 | 5 | 22 | 45 | .714 | 12 | 1 | 6 | 1 | .474 | 0 | 0 | 0-0 | 44 | 16 | 1 | .984 |
| 14 Godin, Kelli | .356 | 24-24 | 59 | 14 | 21 | 2 | 0 | 0 | 3 | 23 | .390 | 5 | 1 | 20 | 0 | .415 | 0 | 4 | 6-7 | 35 | 2 | 0 | 1.000 |
| 23 Jordan, Aaliyah | .352 | 24-24 | 71 | 21 | 25 | 6 | 0 | 5 | 21 | 46 | .648 | 9 | 0 | 14 | 0 | .420 | 1 | 0 | 0-0 | 3 | 0 | 0 | 1.000 |
| 3 Perez, Briana | .313 | 23-23 | 80 | 22 | 25 | 3 | 0 | 3 | 13 | 37 | .463 | 6 | 1 | 7 | 1 | .360 | 2 | 2 | 8-8 | 37 | 31 | 8 | .895 |
| 33 Tautalafua, Brianna | .294 | 12-12 | 34 | 2 | 10 | 0 | 0 | 2 | 8 | 16 | .471 | 3 | 0 | 9 | 0 | .351 | 0 | 0 | 0-0 | 10 | 14 | 2 | .923 |
| 25 Halstead, Paige | .257 | 19-17 | 35 | 2 | 9 | 2 | 0 | 0 | 3 | 11 | .314 | 3 | 2 | 9 | 0 | .350 | 0 | 0 | 0-0 | 124 | 8 | 0 | 1.000 |
| 37 Washington, Kinsley | .246 | 24-24 | 65 | 10 | 16 | 1 | 0 | 1 | 1 | 20 | .308 | 3 | 1 | 13 | 0 | .290 | 0 | 1 | 4-5 | 51 | 30 | 2 | .976 |
| 19 Sullivan, Colleen | .222 | 22-12 | 36 | 8 | 8 | 1 | 0 | 4 | 7 | 21 | .583 | 13 | 1 | 9 | 1 | .440 | 0 | 0 | 0-0 | 67 | 4 | 2 | .973 |
| ---------- | | | | | | | | | | | | | | | | | | | | | | | |
| 20 Vines, Anna | .500 | 15-3 | 4 | 1 | 2 | 0 | 0 | 0 | 0 | 2 | .500 | 0 | 0 | 1 | 0 | .500 | 0 | 1 | 0-0 | 8 | 9 | 0 | 1.000 |
| 10 Quarles, Malia | .438 | 17-3 | 16 | 3 | 7 | 0 | 0 | 3 | 13 | 16 | 1.000 | 3 | 0 | 5 | 0 | .500 | 1 | 0 | 0-0 | 0 | 0 | 0 | .000 |
| 27 Prober, Jacqui | .250 | 17-6 | 16 | 5 | 4 | 0 | 0 | 0 | 1 | 4 | .250 | 0 | 0 | 2 | 0 | .250 | 0 | 1 | 1-1 | 9 | 0 | 0 | 1.000 |
| 46 Shaw, Zoe | .182 | 15-6 | 11 | 3 | 2 | 0 | 0 | 0 | 0 | 2 | .182 | 3 | 0 | 7 | 0 | .357 | 0 | 0 | 0-0 | 5 | 0 | 1 | .833 |
| 5 Rodriguez, Julie | .167 | 6-0 | 6 | 1 | 1 | 0 | 0 | 0 | 0 | 1 | .167 | 0 | 1 | 1 | 0 | .286 | 0 | 0 | 0-0 | 0 | 0 | 0 | .000 |
| 12 Wisz, Stevie | .000 | 15-0 | 1 | 2 | 0 | 0 | 0 | 0 | 0 | 0 | .000 | 0 | 0 | 0 | 0 | .000 | 0 | 0 | 0-0 | 1 | 0 | 0 | 1.000 |
| 22 Blodgett, Danae | .000 | 12-0 | 0 | 4 | 0 | 0 | 0 | 0 | 0 | 0 | .000 | 0 | 0 | 0 | 0 | .000 | 0 | 0 | 0-0 | 0 | 0 | 0 | .000 |
| 32 Snow, Alana | .000 | 2-0 | 0 | 0 | 0 | 0 | 0 | 0 | 0 | 0 | .000 | 0 | 0 | 0 | 0 | .000 | 0 | 0 | 0-0 | 0 | 0 | 0 | .000 |
| 52 Skibitzki, Maddie | .000 | 1-0 | 0 | 1 | 0 | 0 | 0 | 0 | 0 | 0 | .000 | 0 | 0 | 0 | 0 | .000 | 0 | 0 | 0-0 | 0 | 0 | 0 | .000 |
| Totals | .335 | 24 | 644 | 154 | 216 | 31 | 0 | 32 | 140 | 343 | .533 | 85 | 10 | 120 | 3 | .417 | 6 | 9 | 23-25 | 468 | 140 | 18 | .971 |
| Opponents | .195 | 24 | 574 | 45 | 112 | 18 | 3 | 16 | 42 | 184 | .321 | 42 | 13 | 168 | 3 | .266 | 0 | 7 | 10-15 | 447 | 161 | 24 | .962 |

LOB - Team (153), Opp (124). DPs turned - Team (5), Opp (8). CI - Team (1), Sullivan 1. IBB - Team (1), Garcia 1.

## (Pac-12 games only Sorted by Earned run avg)

| Player | era | w-l | app | gs | cg | sho | sv | ip | h | r | er | bb | so | 2b | 3b | hr | b/avg | wp | hp | bk | sfa | sha |
|---|---|---|---|---|---|---|---|---|---|---|---|---|---|---|---|---|---|---|---|---|---|---|
| 0 Garcia, Rachel | 1.40 | 9-1 | 12 | 8 | 6 | 3/0 | 1 | 65.0 | 46 | 16 | 13 | 17 | 84 | 8 | 0 | 4 | .190 | 3 | 7 | 0 | 0 | 2 |
| 8 Faraimo, Megan | 1.81 | 7-2 | 11 | 9 | 4 | 2/2 | 0 | 50.1 | 35 | 14 | 13 | 13 | 55 | 7 | 1 | 6 | .186 | 0 | 1 | 0 | 0 | 3 |
| 4 Azevedo, Holly | 2.58 | 4-1 | 14 | 7 | 3 | 2/2 | 1 | 40.2 | 31 | 15 | 15 | 12 | 29 | 3 | 2 | 6 | .215 | 1 | 5 | 0 | 0 | 2 |
| Totals | 1.84 | 20-4 | 24 | 24 | 13 | 9/2 | 2 | 156.0 | 112 | 45 | 41 | 42 | 168 | 18 | 3 | 16 | .195 | 4 | 13 | 0 | 0 | 7 |
| Opponents | 6.34 | 4-20 | 24 | 24 | 11 | 0/0 | 1 | 149.0 | 216 | 154 | 135 | 85 | 120 | 31 | 0 | 32 | .335 | 18 | 10 | 0 | 6 | 9 |

PB - Team (2), Halstead 2, Opp (6). SBA/ATT - Halstead (7-11), Azevedo (3-7), Faraimo (4-5), Sullivan (3-4), Garcia (3-3).

# 2019 UCLA Softball
## Game Results for UCLA (as of May 11, 2019)
## (All games)

| Date | Opponent | | Score | Inns | Overall | Pac-12 | Pitcher of record | Attend | Time |
|---|---|---|---|---|---|---|---|---|---|
| ! Feb 07, 2019 | vs UT Arlington | W | 2-1 | 7 | 1-0-0 | 0-0-0 | Faraimo (W 1-0) | 537 | 2:00 |
| ! Feb 07, 2019 | vs Fresno State | W | 8-2 | 7 | 2-0-0 | 0-0-0 | Azevedo (W 1-0) | 537 | 2:23 |
| ! Feb 08, 2019 | at Hawaii | W | 7-0 | 7 | 3-0-0 | 0-0-0 | Garcia (W 1-0) | 720 | 1:55 |
| ! Feb 09, 2019 | vs Georgia State | W | 9-1 | 6 | 4-0-0 | 0-0-0 | Azevedo (W 2-0) | 549 | 1:50 |
| ! Feb 09, 2019 | vs Saint Mary's | W | 13-1 | 5 | 5-0-0 | 0-0-0 | Garcia (W 2-0) | 549 | 2:18 |
| @ Feb 16, 2019 | OLE MISS | W | 4-0 | 7 | 6-0-0 | 0-0-0 | Garcia (W 3-0) | 1328 | 1:49 |
| @ Feb 16, 2019 | FRESNO STATE | W | 8-0 | 5 | 7-0-0 | 0-0-0 | Faraimo (W 2-0) | 1328 | 1:51 |
| @ Feb 17, 2019 | UC RIVERSIDE | W | 17-3 | 5 | 8-0-0 | 0-0-0 | Azevedo (W 3-0) | 889 | 1:58 |
| @ Feb 17, 2019 | LOYOLA MARYMOUNT | W | 3-1 | 7 | 9-0-0 | 0-0-0 | Garcia (W 4-0) | 889 | 1:48 |
| # Feb 22, 2019 | vs #4 Oklahoma | W | 7-1 | 7 | 10-0-0 | 0-0-0 | Garcia (W 5-0) | 1004 | 2:11 |
| # Feb 22, 2019 | vs Missouri | W | 11-3 | 6 | 11-0-0 | 0-0-0 | Faraimo (W 3-0) | 129 | 2:28 |
| # Feb 23, 2019 | vs Nebraska | W | 9-1 | 6 | 12-0-0 | 0-0-0 | Azevedo (W 4-0) | 942 | 1:53 |
| # Feb 23, 2019 | vs #16 Kentucky | W | 12-4 | 6 | 13-0-0 | 0-0-0 | Garcia (W 6-0) | 487 | 2:06 |
| # Feb 24, 2019 | vs Colorado State | W | 3-0 | 7 | 14-0-0 | 0-0-0 | Faraimo (W 4-0) | 669 | 1:45 |
| $ Feb 27, 2019 | vs #3 Florida | W | 7-1 | 7 | 15-0-0 | 0-0-0 | Azevedo (W 5-0) | 1227 | 2:31 |
| $ Mar 01, 2019 | vs #3 Florida | W | 4-0 | 7 | 16-0-0 | 0-0-0 | Garcia (W 7-0) | 1634 | 1:50 |
| $ Mar 01, 2019 | vs Michigan | L | 1-3 | 7 | 16-1-0 | 0-0-0 | Faraimo (L 4-1) | 1634 | 1:30 |
| $ Mar 03, 2019 | vs UConn | W | 4-0 | 7 | 17-1-0 | 0-0-0 | Azevedo (W 6-0) | 991 | 1:54 |
| % Mar 08, 2019 | ROBERT MORRIS | W | 11-0 | 5 | 18-1-0 | 0-0-0 | Faraimo (W 5-1) | 805 | 1:20 |
| % Mar 09, 2019 | BYU | W | 8-2 | 7 | 19-1-0 | 0-0-0 | Garcia (W 8-0) | 1255 | 2:03 |
| % Mar 09, 2019 | LIBERTY | W | 4-3 | 7 | 20-1-0 | 0-0-0 | Garcia (W 9-0) | 1255 | 2:17 |
| % Mar 10, 2019 | vs Boston U. | W | 12-0 | 7 | 21-1-0 | 0-0-0 | Faraimo (W 6-1) | 1046 | 2:10 |
| % Mar 10, 2019 | at Long Beach State | W | 5-3 | (8) | 22-1-0 | 0-0-0 | Garcia (W 10-0) | 1046 | 2:08 |
| * Mar 15, 2019 | at #5 Washington | W | 3-0 | 7 | 23-1-0 | 1-0-0 | Garcia (W 11-0) | 1086 | 2:03 |
| * Mar 16, 2019 | at #5 Washington | W | 4-2 | (8) | 24-1-0 | 2-0-0 | Garcia (W 12-0) | 1491 | 2:27 |
| * Mar 17, 2019 | at #5 Washington | W | 15-6 | 5 | 25-1-0 | 3-0-0 | Faraimo (W 7-1) | 1459 | 1:54 |
| Mar 24, 2019 | vs Saint Mary's | W | 9-1 | 5 | 26-1-0 | 3-0-0 | Faraimo (W 8-1) | 300 | 1:33 |
| Mar 24, 2019 | at CSUN | W | 14-2 | 6 | 27-1-0 | 3-0-0 | Garcia (W 13-0) | 629 | 2:05 |
| Mar 25, 2019 | UC SANTA BARBARA | W | 6-0 | 7 | 28-1-0 | 3-0-0 | Azevedo (W 7-0) | 767 | 1:56 |
| Mar 26, 2019 | CAL STATE FULLERTON | W | 5-1 | 7 | 29-1-0 | 3-0-0 | Faraimo (W 9-1) | 378 | 2:02 |
| * Mar 29, 2019 | CALIFORNIA | W | 3-2 | (8) | 30-1-0 | 4-0-0 | Garcia (W 14-0) | 533 | 2:34 |
| * Mar 30, 2019 | CALIFORNIA | W | 1-0 | 7 | 31-1-0 | 5-0-0 | Faraimo (W 10-1) | 1040 | 2:02 |
| * Mar 31, 2019 | CALIFORNIA | W | 6-0 | 7 | 32-1-0 | 6-0-0 | Faraimo (W 11-1) | 1003 | 1:51 |
| * Apr 05, 2019 | at #19 Arizona State | W | 10-0 | 5 | 33-1-0 | 7-0-0 | Faraimo (W 12-1) | 1813 | 1:30 |
| * Apr 06, 2019 | at #19 Arizona State | W | 9-0 | 6 | 34-1-0 | 8-0-0 | Garcia (W 15-0) | 1813 | 2:12 |
| * Apr 07, 2019 | at #19 Arizona State | W | 16-5 | 5 | 35-1-0 | 9-0-0 | Azevedo (W 8-0) | 1835 | 2:08 |
| * Apr 12, 2019 | OREGON | L | 3-4 | 7 | 35-2-0 | 9-1-0 | Faraimo (L 12-2) | 940 | 2:08 |
| * Apr 13, 2019 | OREGON | W | 8-3 | 7 | 36-2-0 | 10-1-0 | Garcia (W 16-0) | 1237 | 2:13 |
| * Apr 14, 2019 | OREGON | W | 8-1 | 7 | 37-2-0 | 11-1-0 | Garcia (W 17-0) | 1156 | 2:14 |
| * Apr 18, 2019 | at Oregon State | W | 8-1 | 7 | 38-2-0 | 12-1-0 | Garcia (W 18-0) | 425 | 2:17 |
| * Apr 19, 2019 | at Oregon State | W | 10-2 | 5 | 39-2-0 | 13-1-0 | Faraimo (W 13-2) | 399 | 1:51 |
| * Apr 20, 2019 | at Oregon State | W | 7-0 | 7 | 40-2-0 | 14-1-0 | Azevedo (W 9-0) | 771 | 2:05 |
| * Apr 26, 2019 | UTAH | W | 3-0 | 7 | 41-2-0 | 15-1-0 | Garcia (W 19-0) | 1010 | 1:37 |
| * Apr 27, 2019 | UTAH | W | 9-1 | 5 | 42-2-0 | 16-1-0 | Faraimo (W 14-2) | 1327 | 1:50 |
| * Apr 28, 2019 | UTAH | W | 10-0 | 5 | 43-2-0 | 17-1-0 | Azevedo (W 10-0) | 1281 | 1:41 |
| * May 03, 2019 | at Stanford | L | 1-2 | 7 | 43-3-0 | 17-2-0 | Faraimo (L 14-3) | 643 | 1:48 |
| * May 04, 2019 | at Stanford | W | 7-4 | 7 | 44-3-0 | 18-2-0 | Garcia (W 20-0) | 844 | 2:11 |
| * May 05, 2019 | at Stanford | W | 4-0 | 7 | 45-3-0 | 19-2-0 | Faraimo (W 15-3) | 899 | 1:47 |
| * May 09, 2019 | #6 ARIZONA | L | 3-5 | 7 | 45-4-0 | 19-3-0 | Garcia (L 20-1) | 1150 | 2:13 |
| * May 10, 2019 | #6 ARIZONA | W | 5-4 | 7 | 46-4-0 | 20-3-0 | Azevedo (W 11-0) | 1187 | 2:14 |
| * May 11, 2019 | #6 ARIZONA | L | 1-3 | 7 | 46-5-0 | 20-4-0 | Azevedo (L 11-1) | 1328 | 1:51 |

* - Pac-12 Conference Games
! - Hawaii Paradise Classic (Honolulu, Hawaii)
@ - Stacy Winsberg Memorial Tournament (Easton Stadium)
# - Mary Nutter Collegiate Classic (Cathedral City, Calif.)
$ - Judi Garman Classic (Fullerton, Calif.)
% - UCLA/Long Beach State Invitational (Easton Stadium/Long Beach, Calif.)
() extra inning game

# 2019 UCLA Softball
# #6 Arizona at #2 UCLA
### May 11, 2019 at Los Angeles, Calif. (Easton Stadium)

## Arizona 3 (42-12,19-5 Pac-12)

| Player | ab | r | h | rbi | bb | so | po | a | lob |
|---|---|---|---|---|---|---|---|---|---|
| Palomino, Alyssa cf | 2 | 1 | 1 | 0 | 0 | 0 | 1 | 0 | 0 |
| Kean, Jenna ph/cf | 0 | 0 | 0 | 0 | 1 | 0 | 0 | 0 | 0 |
| Harper, Jessie ss | 3 | 0 | 0 | 0 | 0 | 2 | 0 | 4 | 1 |
| Martinez, Malia 3b | 3 | 1 | 1 | 2 | 0 | 0 | 2 | 3 | 0 |
| Mulipola, Dejah c | 3 | 0 | 1 | 0 | 0 | 2 | 3 | 0 | 0 |
| Pierce, Rylee 1b | 3 | 0 | 1 | 0 | 0 | 0 | 10 | 0 | 0 |
| Pacho, Izzy dp | 3 | 0 | 0 | 0 | 0 | 2 | 0 | 0 | 1 |
| Martinez, Hannah rf | 3 | 0 | 0 | 0 | 0 | 1 | 0 | 0 | 1 |
| Campbell, Carli lf | 3 | 0 | 0 | 0 | 0 | 1 | 2 | 0 | 0 |
| Bowen, Hanah 2b | 3 | 1 | 1 | 1 | 0 | 1 | 3 | 3 | 0 |
| Snyder, Gina p | 0 | 0 | 0 | 0 | 0 | 0 | 0 | 1 | 0 |
| Denham, Alyssa p | 0 | 0 | 0 | 0 | 0 | 0 | 0 | 0 | 0 |
| Totals | 26 | 3 | 5 | 3 | 1 | 9 | 21 | 11 | 3 |

## UCLA 1 (46-5,20-4 Pac-12)

| Player | ab | r | h | rbi | bb | so | po | a | lob |
|---|---|---|---|---|---|---|---|---|---|
| Perez, Briana ss | 4 | 0 | 1 | 0 | 0 | 0 | 0 | 0 | 3 |
| Nickles, Bubba cf | 3 | 1 | 1 | 1 | 0 | 0 | 2 | 0 | 1 |
| Jordan, Aaliyah rf | 3 | 0 | 1 | 0 | 0 | 0 | 3 | 0 | 0 |
| Shaw, Zoe rf | 0 | 0 | 0 | 0 | 0 | 0 | 0 | 0 | 0 |
| Garcia, Rachel dp | 3 | 0 | 1 | 0 | 0 | 0 | 0 | 0 | 0 |
| Pack, Taylor 1b | 3 | 0 | 0 | 0 | 0 | 0 | 4 | 0 | 0 |
| Tautalafua, Brianna 3b | 3 | 0 | 0 | 0 | 0 | 1 | 1 | 2 | 1 |
| Halstead, Paige c | 3 | 0 | 2 | 0 | 0 | 0 | 9 | 0 | 1 |
| Blodgett, Danae pr | 0 | 0 | 0 | 0 | 0 | 0 | 0 | 0 | 0 |
| Washington, Kinsley 2b | 2 | 0 | 0 | 0 | 1 | 0 | 1 | 2 | 0 |
| Godin, Kelli lf | 2 | 0 | 1 | 0 | 0 | 1 | 1 | 0 | 0 |
| Sullivan, Colleen ph | 1 | 0 | 0 | 0 | 0 | 1 | 0 | 0 | 0 |
| Azevedo, Holly p | 0 | 0 | 0 | 0 | 0 | 0 | 0 | 0 | 0 |
| Faraimo, Megan p | 0 | 0 | 0 | 0 | 0 | 0 | 0 | 1 | 0 |
| Totals | 27 | 1 | 7 | 1 | 1 | 3 | 21 | 5 | 6 |

| Score by Innings | 1 | 2 | 3 | 4 | 5 | 6 | 7 | R | H | E |
|---|---|---|---|---|---|---|---|---|---|---|
| Arizona | 0 | 0 | 3 | 0 | 0 | 0 | 0 | **3** | **5** | **0** |
| UCLA | 0 | 0 | 0 | 0 | 0 | 1 | 0 | **1** | **7** | **0** |

LOB - Wildcats 3; Bruins 6. HR - Martinez, M(13); Bowen(1); Nickles(14). SB - Kean(7).

| Arizona | ip | h | r | er | bb | so | ab | bf | np |
|---|---|---|---|---|---|---|---|---|---|
| Snyder, Gina | 5.0 | 5 | 1 | 1 | 0 | 3 | 20 | 20 | 80 |
| Denham, Alyssa | 2.0 | 2 | 0 | 0 | 1 | 0 | 7 | 8 | 31 |

| UCLA | ip | h | r | er | bb | so | ab | bf | np |
|---|---|---|---|---|---|---|---|---|---|
| Azevedo, Holly | 2.2 | 4 | 3 | 3 | 0 | 2 | 12 | 12 | 38 |
| Faraimo, Megan | 4.1 | 1 | 0 | 0 | 1 | 7 | 14 | 15 | 64 |

Win - Snyder (5-0). Loss - Azevedo (11-1). Save - Denham (1).
Pitches/strikes: Snyder 80/53; Denham 31/17; Azevedo 38/26; Faraimo 64/41.

Umpires - HP: Scott Tomlinson 1B: Mike Bartling 3B: Vince Price
Start: 12:08 pm Time: 1:51 Attendance: 1328
Weather: 70s, slight breeze
Snyder faced 1 batter in the 6th.

# 2019 UCLA Softball
# #6 Arizona at #2 UCLA
### May 10, 2019 at Los Angeles, Calif. (Easton Stadium)

## Arizona 4 (41-12,18-5 Pac-12)

| Player | ab | r | h | rbi | bb | so | po | a | lob |
|---|---|---|---|---|---|---|---|---|---|
| Palomino, Alyssa cf | 3 | 0 | 0 | 0 | 0 | 2 | 1 | 0 | 0 |
| Harper, Jessie ss | 4 | 1 | 2 | 1 | 0 | 0 | 2 | 4 | 3 |
| Martinez, Malia 3b | 4 | 1 | 1 | 0 | 0 | 3 | 0 | 0 | 0 |
| Mulipola, Dejah c | 2 | 1 | 1 | 3 | 1 | 0 | 6 | 0 | 0 |
| Pierce, Rylee 1b | 4 | 0 | 0 | 0 | 0 | 0 | 5 | 0 | 4 |
| Davis, Ivy 2b | 2 | 0 | 0 | 0 | 1 | 1 | 0 | 0 | 0 |
| Martinez, Hannah rf | 3 | 0 | 0 | 0 | 0 | 1 | 2 | 0 | 0 |
| Campbell, Carli lf | 2 | 1 | 1 | 0 | 1 | 0 | 2 | 0 | 0 |
| Bowen, Hanah dp/p | 2 | 0 | 1 | 0 | 0 | 1 | 0 | 0 | 0 |
| Denham, Alyssa p | 0 | 0 | 0 | 0 | 0 | 0 | 0 | 1 | 0 |
| Totals | 26 | 4 | 6 | 4 | 3 | 8 | 18 | 5 | 7 |

## UCLA 5 (46-4,20-3 Pac-12)

| Player | ab | r | h | rbi | bb | so | po | a | lob |
|---|---|---|---|---|---|---|---|---|---|
| Perez, Briana ss | 3 | 1 | 0 | 0 | 1 | 0 | 2 | 1 | 3 |
| Nickles, Bubba cf | 3 | 1 | 1 | 1 | 0 | 1 | 0 | 0 | 0 |
| Jordan, Aaliyah rf | 2 | 0 | 1 | 2 | 1 | 0 | 0 | 0 | 0 |
| Prober, Jacqui pr/rf | 0 | 0 | 0 | 0 | 0 | 0 | 0 | 0 | 0 |
| Garcia, Rachel dp/p | 3 | 1 | 1 | 0 | 0 | 1 | 0 | 0 | 2 |
| Pack, Taylor 1b | 3 | 1 | 2 | 2 | 0 | 0 | 6 | 0 | 0 |
| Tautalafua, Brianna 3b | 3 | 0 | 1 | 0 | 0 | 0 | 0 | 1 | 0 |
| Halstead, Paige c | 1 | 0 | 0 | 0 | 0 | 1 | 7 | 0 | 0 |
| Sullivan, Colleen ph/c | 2 | 0 | 0 | 0 | 0 | 0 | 1 | 0 | 0 |
| Washington, Kinsley 2b | 3 | 1 | 2 | 0 | 0 | 1 | 2 | 2 | 0 |
| Godin, Kelli lf | 2 | 0 | 0 | 0 | 1 | 2 | 3 | 0 | 0 |
| Faraimo, Megan p | 0 | 0 | 0 | 0 | 0 | 0 | 0 | 0 | 0 |
| Azevedo, Holly p | 0 | 0 | 0 | 0 | 0 | 0 | 0 | 1 | 0 |
| Totals | 25 | 5 | 8 | 5 | 3 | 6 | 21 | 5 | 5 |

| Score by Innings | 1 | 2 | 3 | 4 | 5 | 6 | 7 | R | H | E |
|---|---|---|---|---|---|---|---|---|---|---|
| Arizona | 1 | 0 | 2 | 0 | 0 | 0 | 1 | **4** | **6** | **0** |
| UCLA | 0 | 0 | 2 | 3 | 0 | 0 | X | **5** | **8** | **0** |

DP - Wildcats 1; Bruins 1. LOB - Wildcats 7; Bruins 5. 2B - Jordan(18). HR - Harper(25); Mulipola(21); Pack(10). HBP - Palomino; Mulipola; Bowen.

| Arizona | ip | h | r | er | bb | so | ab | bf | np |
|---|---|---|---|---|---|---|---|---|---|
| Denham, Alyssa | 3.2 | 6 | 5 | 5 | 3 | 5 | 17 | 20 | 74 |
| Bowen, Hanah | 2.1 | 2 | 0 | 0 | 0 | 1 | 8 | 8 | 39 |

| UCLA | ip | h | r | er | bb | so | ab | bf | np |
|---|---|---|---|---|---|---|---|---|---|
| Faraimo, Megan | 1.1 | 1 | 1 | 1 | 3 | 2 | 5 | 8 | 37 |
| Garcia, Rachel | 1.2 | 3 | 2 | 2 | 0 | 2 | 8 | 9 | 35 |
| Azevedo, Holly | 4.0 | 2 | 1 | 1 | 0 | 4 | 13 | 15 | 55 |

Win - Azevedo (11-0). Loss - Denham (11-5). Save - Garcia (3).
HBP - by Azevedo (Bowen); by Azevedo (Palomino); by Garcia (Mulipola). Pitches/strikes: Denham 74/40; Bowen 39/24; Faraimo 37/19; Garcia 35/22; Azevedo 55/39.

Umpires - HP: Vince Price 1B: Scott Tomlinson 3B: Mike Bartling
Start: 5:05 pm Time: 2:14 Attendance: 1187
Weather: 64 F, Wind SW 6 mph
Garcia faced 2 batters in the 3rd.
Azevedo faced 3 batters in the 7th.

# 2019 UCLA Softball
# #6 Arizona at #2 UCLA
## May 09, 2019 at Los Angeles, Calif. (Easton Stadium)

## Arizona 5 (41-11,18-4 Pac-12)

| Player | ab | r | h | rbi | bb | so | po | a | lob |
|---|---|---|---|---|---|---|---|---|---|
| Palomino, Alyssa cf | 3 | 2 | 2 | 2 | 1 | 1 | 3 | 0 | 2 |
| Harper, Jessie ss | 4 | 1 | 2 | 2 | 0 | 0 | 0 | 2 | 0 |
| Martinez, Malia 3b | 4 | 0 | 0 | 0 | 0 | 3 | 1 | 1 | 0 |
| Mulipola, Dejah c | 2 | 0 | 0 | 0 | 1 | 2 | 7 | 0 | 0 |
| Pierce, Rylee 1b | 4 | 1 | 1 | 1 | 0 | 3 | 6 | 1 | 4 |
| Edior, Hillary dp | 2 | 0 | 0 | 0 | 0 | 2 | 0 | 0 | 0 |
| Campbell, Carli ph | 1 | 0 | 0 | 0 | 0 | 0 | 0 | 0 | 0 |
| Martinez, Hannah lf | 3 | 0 | 0 | 0 | 0 | 1 | 0 | 0 | 0 |
| Kean, Jenna rf | 3 | 0 | 0 | 0 | 0 | 2 | 2 | 0 | 0 |
| Bowen, Hanah 2b | 3 | 1 | 1 | 0 | 0 | 1 | 2 | 1 | 0 |
| McQuillin, Taylor p | 0 | 0 | 0 | 0 | 0 | 0 | 0 | 2 | 0 |
| Totals | 29 | 5 | 6 | 5 | 2 | 15 | 21 | 7 | 6 |

## UCLA 3 (45-4,19-3 Pac-12)

| Player | ab | r | h | rbi | bb | so | po | a | lob |
|---|---|---|---|---|---|---|---|---|---|
| Nickles, Bubba cf | 4 | 1 | 2 | 1 | 0 | 0 | 0 | 0 | 0 |
| Perez, Briana ss | 4 | 0 | 1 | 0 | 0 | 0 | 2 | 1 | 0 |
| Garcia, Rachel p | 4 | 0 | 2 | 1 | 0 | 0 | 0 | 1 | 0 |
| Pack, Taylor 1b | 2 | 0 | 0 | 0 | 2 | 1 | 3 | 0 | 1 |
| Jordan, Aaliyah rf | 3 | 0 | 0 | 0 | 0 | 2 | 0 | 0 | 1 |
| Shaw, Zoe rf | 0 | 0 | 0 | 0 | 0 | 0 | 0 | 0 | 0 |
| Tautalafua, Brianna 3b | 3 | 1 | 2 | 1 | 0 | 0 | 1 | 0 | 2 |
| Wisz, Stevie pr | 0 | 0 | 0 | 0 | 0 | 0 | 0 | 0 | 0 |
| Sullivan, Colleen dp | 2 | 1 | 0 | 0 | 1 | 1 | 0 | 0 | 0 |
| Washington, Kinsley 2b | 3 | 0 | 1 | 0 | 0 | 1 | 0 | 0 | 0 |
| Godin, Kelli lf | 2 | 0 | 0 | 0 | 1 | 1 | 1 | 0 | 1 |
| Halstead, Paige c | 0 | 0 | 0 | 0 | 0 | 0 | 14 | 1 | 0 |
| Totals | 27 | 3 | 8 | 3 | 4 | 6 | 21 | 3 | 7 |

| Score by Innings | 1 | 2 | 3 | 4 | 5 | 6 | 7 | R | H | E |
|---|---|---|---|---|---|---|---|---|---|---|
| Arizona | 0 | 0 | 0 | 1 | 2 | 0 | 2 | **5** | **6** | **0** |
| UCLA | 1 | 0 | 0 | 2 | 0 | 0 | 0 | **3** | **8** | **2** |

E - Perez(12); Tautalafua(3). LOB - Wildcats 6; Bruins 7. 2B - Garcia(9). HR - Palomino(15); Harper(24); Pierce(8); Tautalafua(3). HBP - Mulipola. SB - Washington(7).

| Arizona | ip | h | r | er | bb | so | ab | bf | np |
|---|---|---|---|---|---|---|---|---|---|
| McQuillin, Taylor | 7.0 | 8 | 3 | 3 | 4 | 6 | 27 | 31 | 121 |

| UCLA | ip | h | r | er | bb | so | ab | bf | np |
|---|---|---|---|---|---|---|---|---|---|
| Garcia, Rachel | 7.0 | 6 | 5 | 4 | 2 | 15 | 29 | 32 | 140 |

Win - McQuillin (20-7). Loss - Garcia (20-1). Save - None.
WP - McQuillin(7). HBP - by Garcia (Mulipola). Pitches/strikes: McQuillin 121/69; Garcia 140/93.

Umpires - HP: Mike Bartling 1B: Vince Price 3B: Scott Tomlinson
Start: 7:05 pm Time: 2:13 Attendance: 1150
Weather: 62 F, Wind SW 6 mph

# 2019 UCLA Softball
## Games Summary for UCLA (as of May 11, 2019)
## (All games)

| Score by innings | 1 | 2 | 3 | 4 | 5 | 6 | 7 | 8 | Total |
|---|---|---|---|---|---|---|---|---|---|
| UCLA | 66 | 51 | 65 | 52 | 48 | 56 | 14 | 5 | 357 |
| Opponents | 13 | 8 | 21 | 10 | 10 | 12 | 5 | 0 | 79 |

**Record when ...**

| | | | |
|---|---|---|---|
| Overall | 46-5 | After 4 leading | 36-3 |
| Conference | 20-4 | ..... trailing | 2-2 |
| Non-Conference | 26-1 | ..... tied | 8-0 |
| Home games | 18-3 | After 5 leading | 28-2 |
| Away games | 14-1 | ..... trailing | 0-2 |
| Neutral site | 14-1 | ..... tied | 7-1 |
| Day games | 25-2 | After 6 leading | 25-0 |
| Night games | 21-3 | ..... trailing | 0-4 |
| vs Left starter | 5-3 | ..... tied | 4-1 |
| vs Right starter | 41-2 | | |
| 1-Run games | 5-2 | Hit 0 home runs | 13-2 |
| 2-Run games | 3-3 | ... 1 home run | 17-3 |
| 5+Run games | 29-0 | ... 2+ home runs | 16-0 |
| Extra innings | 3-0 | | |
| Shutouts | 18-0 | Opponent 0 home runs | 32-1 |
| | | ..... 1 home run | 11-1 |
| Scoring 0-2 runs | 2-3 | ..... 2+ HRs | 3-3 |
| ..... 3-5 runs | 14-2 | | |
| ..... 6-9 runs | 18-0 | Made 0 errors | 24-1 |
| ..... 10+ runs | 12-0 | .... 1 error | 15-3 |
| | | .... 2+ errors | 7-1 |
| Opponent 0-2 runs | 36-1 | | |
| ..... 3-5 runs | 9-4 | Opp. made 0 errors | 12-3 |
| ..... 6-9 runs | 1-0 | ..... 1 error | 17-2 |
| ..... 10+ runs | 0-0 | ..... 2+ errors | 17-0 |
| | | | |
| Scored in 1st inning | 24-2 | Out-hit opponent | 43-2 |
| Opp. scored in 1st | 9-0 | Out-hit by opponent | 0-2 |
| Scores first | 35-3 | Hits are tied | 3-1 |
| Opp. scores first | 11-2 | | |

**Record when team scores:**

| Runs | 0 | 1 | 2 | 3 | 4 | 5 | 6 | 7 | 8 | 9 | 10+ |
|---|---|---|---|---|---|---|---|---|---|---|---|
| W-L | 0-0 | 1-3 | 1-0 | 5-2 | 6-0 | 3-0 | 2-0 | 5-0 | 6-0 | 5-0 | 12-0 |

**Record when opponent scores:**

| Runs | 0 | 1 | 2 | 3 | 4 | 5 | 6 | 7 | 8 | 9 | 10+ |
|---|---|---|---|---|---|---|---|---|---|---|---|
| W-L | 18-0 | 12-0 | 6-1 | 5-2 | 3-1 | 1-1 | 1-0 | 0-0 | 0-0 | 0-0 | 0-0 |

**Record when leading after:**

| Inn. | 1 | 2 | 3 | 4 | 5 | 6 |
|---|---|---|---|---|---|---|
| W-L | 22-2 | 28-2 | 36-2 | 36-3 | 28-2 | 25-0 |

**Record when trailing after:**

| Inn. | 1 | 2 | 3 | 4 | 5 | 6 |
|---|---|---|---|---|---|---|
| W-L | 6-0 | 8-1 | 3-2 | 2-2 | 0-2 | 0-4 |

**Record when tied after:**

| Inn. | 1 | 2 | 3 | 4 | 5 | 6 |
|---|---|---|---|---|---|---|
| W-L | 18-3 | 10-2 | 7-1 | 8-0 | 7-1 | 4-1 |

Current losing streak: 1
Longest winning streak: 19
Longest losing streak: 1

Home attendance : 22086 ( 21 dates avg = 1051 )
Away attendance : 28108 ( 30 dates avg = 936 )
Total attendance: 50194 ( 51 dates avg = 984 )

# 2019 UCLA Softball
## Miscellaneous Stats for UCLA (as of May 11, 2019)
## (All games)

| Multiple Hit Games | 2 | 3 | 4 | 5+ | Total |
|---|---|---|---|---|---|
| 48 Nickles, Bubba | 17 | 3 | - | - | 20 |
| 3 Perez, Briana | 14 | 4 | 1 | - | 19 |
| 23 Jordan, Aaliyah | 12 | 3 | - | - | 15 |
| 21 Pack, Taylor | 14 | 1 | - | - | 15 |
| 14 Godin, Kelli | 8 | 2 | - | - | 10 |
| 0 Garcia, Rachel | 7 | 1 | 2 | - | 10 |
| 25 Halstead, Paige | 5 | - | - | - | 5 |
| 37 Washington, Kinsle | 5 | - | - | - | 5 |
| 33 Tautalafua, Brianna | 3 | 1 | - | - | 4 |
| 19 Sullivan, Colleen | 4 | - | - | - | 4 |
| 46 Shaw, Zoe | 3 | - | - | - | 3 |
| 10 Quarles, Malia | 2 | - | - | - | 2 |
| 20 Vines, Anna | 1 | - | - | - | 1 |
| 5 Rodriguez, Julie | 1 | - | - | - | 1 |
| 27 Prober, Jacqui | 1 | - | - | - | 1 |
| TEAM | 97 | 15 | 3 | 0 | 115 |

| Multiple RBI Games | 2 | 3 | 4 | 5+ | Total |
|---|---|---|---|---|---|
| 48 Nickles, Bubba | 12 | 6 | - | - | 18 |
| 21 Pack, Taylor | 7 | 5 | 1 | - | 13 |
| 23 Jordan, Aaliyah | 5 | 6 | 1 | - | 12 |
| 3 Perez, Briana | 8 | 2 | - | 1 | 11 |
| 0 Garcia, Rachel | 2 | 4 | - | 2 | 8 |
| 10 Quarles, Malia | 3 | 1 | 1 | - | 5 |
| 33 Tautalafua, Brianna | 2 | - | 2 | - | 4 |
| 19 Sullivan, Colleen | 3 | 1 | - | - | 4 |
| 25 Halstead, Paige | 2 | 2 | - | - | 4 |
| 14 Godin, Kelli | 1 | 2 | - | - | 3 |
| 46 Shaw, Zoe | 2 | - | - | - | 2 |
| 5 Rodriguez, Julie | 1 | - | - | - | 1 |
| 37 Washington, Kinsle | 1 | - | - | - | 1 |
| TEAM | 49 | 29 | 5 | 3 | 86 |

| Hitting Streaks | Longest | Current |
|---|---|---|
| 48 Nickles, Bubba | 19 | 19 |
| 23 Jordan, Aaliyah | 12 | 2 |
| 37 Washington, Kinsle | 10 | - |
| 3 Perez, Briana | 9 | 1 |
| 21 Pack, Taylor | 8 | - |
| 14 Godin, Kelli | 8 | 1 |
| 0 Garcia, Rachel | 6 | 6 |
| 33 Tautalafua, Brianna | 4 | - |
| 19 Sullivan, Colleen | 4 | - |
| 46 Shaw, Zoe | 4 | - |
| 20 Vines, Anna | 3 | 1 |
| 27 Prober, Jacqui | 2 | 1 |
| 5 Rodriguez, Julie | 2 | - |
| 25 Halstead, Paige | 2 | 1 |
| 10 Quarles, Malia | 2 | - |

| Reached Base Streaks | Longest | Current |
|---|---|---|
| 48 Nickles, Bubba | 28 | 19 |
| 21 Pack, Taylor | 15 | - |
| 0 Garcia, Rachel | 14 | 13 |
| 3 Perez, Briana | 12 | 11 |
| 23 Jordan, Aaliyah | 12 | 2 |
| 19 Sullivan, Colleen | 12 | - |
| 37 Washington, Kinsle | 10 | 8 |
| 14 Godin, Kelli | 8 | 5 |
| 25 Halstead, Paige | 7 | 1 |
| 33 Tautalafua, Brianna | 5 | - |
| 46 Shaw, Zoe | 4 | - |
| 10 Quarles, Malia | 4 | - |
| 20 Vines, Anna | 3 | 1 |
| 5 Rodriguez, Julie | 2 | - |
| 27 Prober, Jacqui | 2 | 1 |

# 2019 UCLA Softball
## Team Game-by-Game for UCLA (as of May 11, 2019)
## Batting (All games)

| Date | Opponent | ab | r | h | rbi | 2b | 3b | hr | tb | bb | ibb | sb | cs | hbp | sac | sf | gdp | k | po | a | e | lob | avg |
|---|---|---|---|---|---|---|---|---|---|---|---|---|---|---|---|---|---|---|---|---|---|---|---|
| Feb 07 | vs UT Arlington | 20 | 2 | 6 | 2 | 0 | 0 | 1 | 9 | 2 | 0 | 0 | 0 | 0 | 1 | 0 | 0 | 0 | 21 | 9 | 0 | 3 | .300 |
| Feb 07 | vs Fresno State | 33 | 8 | 12 | 7 | 1 | 0 | 1 | 16 | 2 | 0 | 1 | 0 | 1 | 0 | 0 | 1 | 4 | 21 | 9 | 0 | 7 | .340 |
| Feb 08 | at Hawaii | 31 | 7 | 9 | 5 | 3 | 0 | 2 | 18 | 0 | 0 | 0 | 0 | 0 | 0 | 0 | 0 | 2 | 21 | 4 | 0 | 3 | .321 |
| Feb 09 | vs Georgia State | 27 | 9 | 12 | 9 | 2 | 0 | 1 | 17 | 1 | 0 | 1 | 1 | 1 | 0 | 2 | 0 | 1 | 18 | 4 | 0 | 6 | .351 |
| Feb 09 | vs Saint Mary's | 28 | 13 | 13 | 13 | 4 | 0 | 2 | 23 | 6 | 0 | 4 | 0 | 0 | 0 | 1 | 0 | 1 | 15 | 5 | 0 | 7 | .374 |
| Feb 16 | OLE MISS | 23 | 4 | 6 | 1 | 2 | 0 | 0 | 8 | 2 | 0 | 0 | 0 | 0 | 2 | 0 | 0 | 5 | 21 | 7 | 2 | 5 | .358 |
| Feb 16 | FRESNO STATE | 23 | 8 | 11 | 8 | 2 | 1 | 0 | 15 | 3 | 0 | 2 | 0 | 1 | 1 | 1 | 0 | 3 | 15 | 1 | 0 | 7 | .373 |
| Feb 17 | UC RIVERSIDE | 27 | 17 | 15 | 17 | 2 | 0 | 4 | 29 | 5 | 0 | 2 | 0 | 0 | 0 | 0 | 0 | 3 | 15 | 5 | 0 | 3 | .396 |
| Feb 17 | LOYOLA MARYMOUNT | 24 | 3 | 7 | 3 | 2 | 0 | 0 | 9 | 1 | 0 | 1 | 0 | 0 | 0 | 0 | 0 | 3 | 21 | 3 | 1 | 4 | .386 |
| Feb 22 | vs Oklahoma | 28 | 7 | 8 | 7 | 1 | 0 | 1 | 12 | 2 | 0 | 0 | 0 | 0 | 0 | 0 | 0 | 9 | 21 | 5 | 0 | 5 | .375 |
| Feb 22 | vs Missouri | 35 | 11 | 14 | 10 | 1 | 2 | 0 | 19 | 0 | 0 | 0 | 0 | 0 | 0 | 0 | 0 | 5 | 18 | 7 | 1 | 8 | .378 |
| Feb 23 | vs Nebraska | 29 | 9 | 13 | 8 | 5 | 0 | 1 | 21 | 3 | 0 | 0 | 1 | 0 | 0 | 0 | 0 | 1 | 18 | 5 | 2 | 7 | .384 |
| Feb 23 | vs Kentucky | 28 | 12 | 10 | 11 | 2 | 0 | 2 | 18 | 4 | 0 | 1 | 0 | 2 | 0 | 0 | 1 | 5 | 18 | 3 | 2 | 7 | .382 |
| Feb 24 | vs Colorado State | 22 | 3 | 4 | 2 | 1 | 0 | 0 | 5 | 5 | 0 | 1 | 0 | 1 | 0 | 1 | 0 | 0 | 21 | 4 | 2 | 8 | .370 |
| Feb 27 | vs Florida | 29 | 7 | 12 | 7 | 1 | 3 | 1 | 22 | 4 | 1 | 2 | 0 | 0 | 0 | 0 | 0 | 4 | 21 | 5 | 0 | 8 | .373 |
| Mar 01 | vs Florida | 29 | 4 | 7 | 4 | 1 | 0 | 0 | 8 | 3 | 0 | 2 | 0 | 1 | 0 | 0 | 0 | 1 | 21 | 4 | 0 | 8 | .365 |
| Mar 01 | vs Michigan | 25 | 1 | 3 | 1 | 0 | 0 | 0 | 3 | 0 | 0 | 1 | 0 | 0 | 0 | 0 | 0 | 3 | 18 | 7 | 1 | 3 | .351 |
| Mar 03 | vs UConn | 29 | 4 | 8 | 3 | 1 | 0 | 0 | 9 | 5 | 0 | 1 | 0 | 0 | 1 | 0 | 0 | 5 | 21 | 8 | 0 | 10 | .347 |
| Mar 08 | ROBERT MORRIS | 25 | 11 | 12 | 11 | 1 | 1 | 3 | 24 | 3 | 0 | 2 | 0 | 1 | 0 | 0 | 0 | 1 | 15 | 1 | 0 | 6 | .353 |
| Mar 09 | BYU | 30 | 8 | 9 | 7 | 2 | 1 | 2 | 19 | 3 | 0 | 0 | 0 | 0 | 0 | 0 | 0 | 3 | 21 | 2 | 1 | 7 | .350 |
| Mar 09 | LIBERTY | 30 | 4 | 11 | 4 | 5 | 0 | 1 | 19 | 1 | 0 | 0 | 0 | 0 | 0 | 0 | 0 | 7 | 21 | 5 | 1 | 8 | .351 |
| Mar 10 | vs Boston U. | 35 | 12 | 17 | 11 | 2 | 0 | 1 | 22 | 4 | 0 | 2 | 0 | 1 | 0 | 1 | 0 | 4 | 21 | 8 | 0 | 8 | .359 |
| Mar 10 | at Long Beach State | 28 | 5 | 6 | 5 | 2 | 0 | 1 | 11 | 4 | 0 | 1 | 0 | 1 | 2 | 0 | 0 | 4 | 24 | 9 | 1 | 7 | .353 |
| *Mar 15 | at Washington | 25 | 3 | 4 | 3 | 1 | 0 | 0 | 5 | 3 | 1 | 1 | 0 | 0 | 0 | 0 | 0 | 6 | 21 | 2 | 0 | 4 | .345 |
| *Mar 16 | at Washington | 31 | 4 | 7 | 4 | 2 | 0 | 1 | 12 | 1 | 0 | 0 | 0 | 0 | 0 | 0 | 0 | 13 | 24 | 9 | 1 | 4 | .340 |
| *Mar 17 | at Washington | 29 | 15 | 15 | 15 | 3 | 0 | 2 | 24 | 4 | 0 | 2 | 0 | 2 | 0 | 1 | 0 | 11 | 15 | 3 | 1 | 6 | .347 |
| Mar 24 | vs Saint Mary's | 22 | 9 | 9 | 8 | 0 | 1 | 2 | 17 | 7 | 0 | 6 | 0 | 0 | 0 | 1 | 0 | 1 | 15 | 1 | 1 | 7 | .349 |
| Mar 24 | at CSUN | 31 | 14 | 14 | 14 | 3 | 2 | 1 | 24 | 5 | 0 | 1 | 0 | 1 | 0 | 1 | 1 | 1 | 18 | 4 | 1 | 6 | .353 |
| Mar 25 | UC SANTA BARBARA | 24 | 6 | 6 | 6 | 1 | 0 | 0 | 7 | 3 | 0 | 3 | 0 | 0 | 0 | 0 | 0 | 4 | 21 | 6 | 0 | 3 | .350 |
| Mar 26 | CAL STATE FULLERTO | 23 | 5 | 6 | 5 | 0 | 0 | 1 | 9 | 5 | 0 | 0 | 1 | 0 | 0 | 0 | 1 | 4 | 21 | 8 | 1 | 5 | .348 |
| *Mar 29 | CALIFORNIA | 27 | 3 | 7 | 2 | 1 | 0 | 0 | 8 | 8 | 0 | 1 | 0 | 0 | 2 | 1 | 0 | 3 | 24 | 3 | 1 | 13 | .345 |
| *Mar 30 | CALIFORNIA | 23 | 1 | 5 | 0 | 0 | 0 | 0 | 5 | 2 | 0 | 1 | 1 | 0 | 0 | 0 | 0 | 2 | 21 | 10 | 2 | 6 | .341 |
| *Mar 31 | CALIFORNIA | 29 | 6 | 12 | 5 | 0 | 0 | 1 | 15 | 5 | 0 | 4 | 0 | 0 | 1 | 0 | 0 | 3 | 21 | 9 | 3 | 11 | .344 |
| *Apr 05 | at Arizona State | 23 | 10 | 8 | 9 | 2 | 0 | 3 | 19 | 3 | 0 | 1 | 0 | 0 | 0 | 0 | 0 | 5 | 15 | 2 | 1 | 1 | .344 |
| *Apr 06 | at Arizona State | 28 | 9 | 10 | 9 | 2 | 0 | 4 | 24 | 7 | 0 | 2 | 0 | 1 | 1 | 0 | 0 | 4 | 18 | 3 | 0 | 10 | .344 |
| *Apr 07 | at Arizona State | 30 | 16 | 16 | 14 | 4 | 0 | 3 | 29 | 5 | 0 | 1 | 0 | 1 | 0 | 0 | 0 | 3 | 15 | 4 | 0 | 5 | .350 |
| *Apr 12 | OREGON | 25 | 3 | 6 | 3 | 1 | 0 | 1 | 10 | 4 | 0 | 2 | 0 | 1 | 0 | 1 | 0 | 12 | 21 | 4 | 1 | 7 | .347 |
| *Apr 13 | OREGON | 25 | 8 | 9 | 7 | 0 | 0 | 0 | 9 | 2 | 0 | 0 | 0 | 0 | 2 | 1 | 0 | 3 | 21 | 8 | 0 | 4 | .348 |
| *Apr 14 | OREGON | 24 | 8 | 8 | 8 | 0 | 0 | 2 | 14 | 2 | 0 | 1 | 1 | 2 | 1 | 1 | 1 | 1 | 21 | 7 | 2 | 4 | .347 |
| *Apr 18 | at Oregon State | 31 | 8 | 10 | 7 | 1 | 0 | 1 | 14 | 7 | 0 | 0 | 0 | 1 | 0 | 1 | 0 | 8 | 21 | 7 | 0 | 11 | .347 |
| *Apr 19 | at Oregon State | 28 | 10 | 14 | 10 | 3 | 0 | 1 | 20 | 4 | 0 | 1 | 0 | 1 | 0 | 0 | 0 | 5 | 15 | 2 | 1 | 8 | .350 |
| *Apr 20 | at Oregon State | 30 | 7 | 9 | 6 | 0 | 0 | 2 | 15 | 2 | 0 | 1 | 0 | 1 | 0 | 0 | 0 | 6 | 21 | 10 | 1 | 5 | .349 |
| *Apr 26 | UTAH | 22 | 3 | 5 | 3 | 1 | 0 | 2 | 12 | 2 | 0 | 0 | 0 | 0 | 1 | 0 | 0 | 5 | 21 | 11 | 0 | 4 | .347 |
| *Apr 27 | UTAH | 23 | 9 | 11 | 7 | 4 | 0 | 3 | 24 | 4 | 0 | 1 | 0 | 0 | 0 | 0 | 0 | 3 | 15 | 4 | 1 | 6 | .349 |
| *Apr 28 | UTAH | 23 | 10 | 11 | 9 | 0 | 0 | 1 | 14 | 6 | 0 | 2 | 0 | 0 | 0 | 0 | 1 | 4 | 15 | 7 | 0 | 5 | .352 |
| *May 03 | at Stanford | 25 | 1 | 5 | 1 | 0 | 0 | 0 | 5 | 3 | 0 | 0 | 0 | 0 | 1 | 0 | 0 | 2 | 18 | 11 | 1 | 7 | .349 |
| *May 04 | at Stanford | 32 | 7 | 11 | 6 | 2 | 0 | 0 | 13 | 2 | 0 | 1 | 0 | 0 | 0 | 0 | 0 | 4 | 21 | 6 | 0 | 6 | .349 |
| *May 05 | at Stanford | 32 | 4 | 10 | 3 | 2 | 0 | 2 | 18 | 1 | 0 | 0 | 0 | 0 | 0 | 0 | 0 | 2 | 21 | 5 | 0 | 8 | .348 |
| *May 09 | ARIZONA | 27 | 3 | 8 | 3 | 1 | 0 | 1 | 12 | 4 | 0 | 1 | 0 | 0 | 0 | 0 | 0 | 6 | 21 | 3 | 2 | 7 | .347 |
| *May 10 | ARIZONA | 25 | 5 | 8 | 5 | 1 | 0 | 1 | 12 | 3 | 0 | 0 | 0 | 0 | 0 | 0 | 1 | 6 | 21 | 5 | 0 | 5 | .346 |
| *May 11 | ARIZONA | 27 | 1 | 7 | 1 | 0 | 0 | 1 | 10 | 1 | 0 | 0 | 0 | 0 | 0 | 0 | 0 | 3 | 21 | 5 | 0 | 6 | .344 |
| Totals | | 1382 | 357 | 476 | 329 | 78 | 11 | 60 | 756 | 168 | 2 | 57 | 5 | 21 | 16 | 14 | 7 | 204 | 990 | 279 | 35 | 319 | .344 |

## 2019 UCLA Softball
## Team Game-by-Game for UCLA (as of May 11, 2019)
## Pitching (All games)

| Date | Opponent | ip | h | r | er | bb | so | 2b | 3b | hr | wp | bk | hbp | dp | ibb | score | w-l | sv | era |
|---|---|---|---|---|---|---|---|---|---|---|---|---|---|---|---|---|---|---|---|
| Feb 07 | vs UT Arlington | 7.0 | 3 | 1 | 1 | 4 | 10 | 0 | 0 | 0 | 0 | 0 | 2 | 0 | 0 | 2-1 | 1-0 | 1 | 1.00 |
| Feb 07 | vs Fresno State | 7.0 | 3 | 2 | 2 | 2 | 7 | 0 | 0 | 1 | 1 | 0 | 0 | 1 | 0 | 8-2 | 2-0 | 1 | 1.50 |
| Feb 08 | at Hawaii | 7.0 | 1 | 0 | 0 | 1 | 15 | 0 | 0 | 0 | 1 | 0 | 1 | 0 | 0 | 7-0 | 3-0 | 1 | 1.00 |
| Feb 09 | vs Georgia State | 6.0 | 4 | 1 | 1 | 1 | 9 | 0 | 0 | 0 | 0 | 0 | 1 | 0 | 0 | 9-1 | 4-0 | 1 | 1.04 |
| Feb 09 | vs Saint Mary's | 5.0 | 1 | 1 | 1 | 1 | 5 | 0 | 0 | 0 | 1 | 0 | 2 | 1 | 0 | 13-1 | 5-0 | 1 | 1.09 |
| Feb 16 | OLE MISS | 7.0 | 6 | 0 | 0 | 0 | 13 | 1 | 1 | 0 | 0 | 0 | 0 | 1 | 0 | 4-0 | 6-0 | 1 | 0.90 |
| Feb 16 | FRESNO STATE | 5.0 | 0 | 0 | 0 | 2 | 10 | 0 | 0 | 0 | 0 | 0 | 0 | 0 | 0 | 8-0 | 7-0 | 1 | 0.80 |
| Feb 17 | UC RIVERSIDE | 5.0 | 3 | 3 | 3 | 1 | 6 | 1 | 0 | 1 | 0 | 0 | 1 | 0 | 0 | 17-3 | 8-0 | 1 | 1.14 |
| Feb 17 | LOYOLA MARYMOUNT | 7.0 | 4 | 1 | 1 | 0 | 14 | 1 | 0 | 1 | 0 | 0 | 1 | 1 | 0 | 3-1 | 9-0 | 1 | 1.12 |
| Feb 22 | vs Oklahoma | 7.0 | 4 | 1 | 1 | 2 | 15 | 1 | 0 | 1 | 0 | 0 | 1 | 0 | 0 | 7-1 | 10-0 | 1 | 1.11 |
| Feb 22 | vs Missouri | 6.0 | 5 | 3 | 1 | 0 | 9 | 1 | 0 | 0 | 0 | 0 | 1 | 0 | 0 | 11-3 | 11-0 | 1 | 1.12 |
| Feb 23 | vs Nebraska | 6.0 | 3 | 1 | 1 | 2 | 5 | 2 | 0 | 1 | 0 | 0 | 1 | 0 | 0 | 9-1 | 12-0 | 1 | 1.12 |
| Feb 23 | vs Kentucky | 6.0 | 5 | 4 | 2 | 1 | 4 | 0 | 0 | 1 | 0 | 0 | 2 | 1 | 0 | 12-4 | 13-0 | 1 | 1.21 |
| Feb 24 | vs Colorado State | 7.0 | 0 | 0 | 0 | 0 | 9 | 0 | 0 | 0 | 0 | 0 | 1 | 0 | 0 | 3-0 | 14-0 | 1 | 1.11 |
| Feb 27 | vs Florida | 7.0 | 8 | 1 | 1 | 2 | 13 | 2 | 0 | 0 | 1 | 0 | 0 | 0 | 0 | 7-1 | 15-0 | 1 | 1.11 |
| Mar 01 | vs Florida | 7.0 | 2 | 0 | 0 | 2 | 10 | 1 | 0 | 0 | 0 | 0 | 2 | 0 | 0 | 4-0 | 16-0 | 1 | 1.03 |
| Mar 01 | vs Michigan | 6.0 | 4 | 3 | 3 | 0 | 3 | 1 | 0 | 0 | 0 | 0 | 1 | 0 | 0 | 1-3 | 16-1 | 1 | 1.17 |
| Mar 03 | vs UConn | 7.0 | 1 | 0 | 0 | 0 | 7 | 0 | 0 | 0 | 0 | 0 | 0 | 0 | 0 | 4-0 | 17-1 | 2 | 1.10 |
| Mar 08 | ROBERT MORRIS | 5.0 | 1 | 0 | 0 | 0 | 12 | 1 | 0 | 0 | 0 | 0 | 0 | 0 | 0 | 11-0 | 18-1 | 2 | 1.05 |
| Mar 09 | BYU | 7.0 | 5 | 2 | 1 | 1 | 12 | 0 | 0 | 1 | 0 | 0 | 1 | 0 | 0 | 8-2 | 19-1 | 2 | 1.05 |
| Mar 09 | LIBERTY | 7.0 | 7 | 3 | 2 | 1 | 11 | 1 | 0 | 0 | 0 | 0 | 2 | 1 | 0 | 4-3 | 20-1 | 2 | 1.10 |
| Mar 10 | vs Boston U. | 7.0 | 5 | 0 | 0 | 1 | 4 | 0 | 1 | 0 | 0 | 0 | 0 | 0 | 0 | 12-0 | 21-1 | 2 | 1.04 |
| Mar 10 | at Long Beach State | 8.0 | 5 | 3 | 2 | 0 | 7 | 1 | 0 | 1 | 0 | 0 | 0 | 1 | 0 | 5-3 | 22-1 | 2 | 1.08 |
| *Mar 15 | at Washington | 7.0 | 3 | 0 | 0 | 2 | 9 | 1 | 0 | 0 | 1 | 0 | 1 | 0 | 0 | 3-0 | 23-1 | 2 | 1.03 |
| *Mar 16 | at Washington | 8.0 | 7 | 2 | 2 | 4 | 9 | 1 | 0 | 0 | 0 | 0 | 1 | 0 | 0 | 4-2 | 24-1 | 2 | 1.07 |
| *Mar 17 | at Washington | 5.0 | 4 | 6 | 5 | 4 | 4 | 1 | 0 | 2 | 0 | 0 | 0 | 0 | 0 | 15-6 | 25-1 | 2 | 1.24 |
| Mar 24 | vs Saint Mary's | 5.0 | 1 | 1 | 0 | 1 | 5 | 0 | 0 | 0 | 0 | 0 | 0 | 0 | 0 | 9-1 | 26-1 | 2 | 1.21 |
| Mar 24 | at CSUN | 6.0 | 1 | 2 | 0 | 1 | 11 | 0 | 0 | 0 | 0 | 0 | 1 | 1 | 0 | 14-2 | 27-1 | 2 | 1.17 |
| Mar 25 | UC SANTA BARBARA | 7.0 | 5 | 0 | 0 | 1 | 5 | 0 | 0 | 0 | 0 | 0 | 0 | 0 | 0 | 6-0 | 28-1 | 2 | 1.12 |
| Mar 26 | CAL STATE FULLERTO | 7.0 | 3 | 1 | 1 | 2 | 11 | 0 | 0 | 1 | 0 | 0 | 1 | 0 | 0 | 5-1 | 29-1 | 2 | 1.12 |
| *Mar 29 | CALIFORNIA | 8.0 | 6 | 2 | 1 | 1 | 8 | 1 | 0 | 0 | 0 | 0 | 1 | 0 | 0 | 3-2 | 30-1 | 2 | 1.11 |
| *Mar 30 | CALIFORNIA | 7.0 | 5 | 0 | 0 | 3 | 4 | 0 | 0 | 0 | 0 | 0 | 0 | 2 | 0 | 1-0 | 31-1 | 2 | 1.07 |
| *Mar 31 | CALIFORNIA | 7.0 | 1 | 0 | 0 | 0 | 4 | 0 | 0 | 0 | 0 | 0 | 0 | 0 | 0 | 6-0 | 32-1 | 2 | 1.04 |
| *Apr 05 | at Arizona State | 5.0 | 2 | 0 | 0 | 0 | 9 | 1 | 0 | 0 | 0 | 0 | 0 | 0 | 0 | 10-0 | 33-1 | 2 | 1.01 |
| *Apr 06 | at Arizona State | 6.0 | 3 | 0 | 0 | 2 | 12 | 2 | 0 | 0 | 0 | 0 | 1 | 0 | 0 | 9-0 | 34-1 | 2 | 0.99 |
| *Apr 07 | at Arizona State | 5.0 | 7 | 5 | 5 | 0 | 3 | 0 | 1 | 2 | 0 | 0 | 0 | 0 | 0 | 16-5 | 35-1 | 2 | 1.12 |
| *Apr 12 | OREGON | 7.0 | 6 | 4 | 4 | 0 | 10 | 1 | 0 | 2 | 0 | 0 | 0 | 0 | 0 | 3-4 | 35-2 | 2 | 1.20 |
| *Apr 13 | OREGON | 7.0 | 8 | 3 | 3 | 3 | 8 | 3 | 0 | 0 | 0 | 0 | 1 | 0 | 0 | 8-3 | 36-2 | 2 | 1.25 |
| *Apr 14 | OREGON | 7.0 | 4 | 1 | 0 | 1 | 9 | 0 | 0 | 0 | 0 | 0 | 1 | 1 | 0 | 8-1 | 37-2 | 2 | 1.22 |
| *Apr 18 | at Oregon State | 7.0 | 3 | 1 | 1 | 2 | 6 | 0 | 0 | 0 | 1 | 0 | 0 | 0 | 0 | 8-1 | 38-2 | 2 | 1.21 |
| *Apr 19 | at Oregon State | 5.0 | 5 | 2 | 2 | 1 | 8 | 2 | 1 | 0 | 0 | 0 | 1 | 0 | 0 | 10-2 | 39-2 | 2 | 1.24 |
| *Apr 20 | at Oregon State | 7.0 | 4 | 0 | 0 | 2 | 3 | 0 | 0 | 0 | 0 | 0 | 0 | 1 | 0 | 7-0 | 40-2 | 2 | 1.21 |
| *Apr 26 | UTAH | 7.0 | 2 | 0 | 0 | 1 | 7 | 0 | 0 | 0 | 0 | 0 | 0 | 0 | 0 | 3-0 | 41-2 | 2 | 1.18 |
| *Apr 27 | UTAH | 5.0 | 5 | 1 | 1 | 4 | 7 | 1 | 0 | 1 | 0 | 0 | 0 | 0 | 0 | 9-1 | 42-2 | 2 | 1.18 |
| *Apr 28 | UTAH | 5.0 | 4 | 0 | 0 | 0 | 3 | 1 | 0 | 0 | 0 | 0 | 1 | 0 | 0 | 10-0 | 43-2 | 2 | 1.16 |
| *May 03 | at Stanford | 6.0 | 7 | 2 | 2 | 1 | 2 | 2 | 0 | 1 | 1 | 0 | 0 | 0 | 0 | 1-2 | 43-3 | 2 | 1.19 |
| *May 04 | at Stanford | 7.0 | 6 | 4 | 4 | 2 | 5 | 1 | 0 | 1 | 1 | 0 | 1 | 0 | 0 | 7-4 | 44-3 | 2 | 1.25 |
| *May 05 | at Stanford | 7.0 | 3 | 0 | 0 | 3 | 6 | 0 | 1 | 0 | 0 | 0 | 0 | 0 | 0 | 4-0 | 45-3 | 3 | 1.22 |
| *May 09 | ARIZONA | 7.0 | 6 | 5 | 4 | 2 | 15 | 0 | 0 | 3 | 0 | 0 | 1 | 0 | 0 | 3-5 | 45-4 | 3 | 1.28 |
| *May 10 | ARIZONA | 7.0 | 6 | 4 | 4 | 3 | 8 | 0 | 0 | 2 | 0 | 0 | 3 | 1 | 0 | 5-4 | 46-4 | 4 | 1.34 |
| *May 11 | ARIZONA | 7.0 | 5 | 3 | 3 | 1 | 9 | 0 | 0 | 2 | 0 | 0 | 0 | 0 | 0 | 1-3 | 46-5 | 4 | 1.38 |
| Totals | | 330.0 | 202 | 79 | 65 | 71 | 410 | 32 | 5 | 25 | 8 | 0 | 35 | 13 | 0 | 357-79 | 46-5 | 4 | 1.38 |

# 2019 UCLA Softball
# Missouri vs #2 UCLA
## Feb 22, 2019 at Cathedral City, CA (BLD Sports Park)

## Missouri 3 (8-4)

| Player | ab | r | h | rbi | bb | so | po | a | lob |
|---|---|---|---|---|---|---|---|---|---|
| Brooke Wilmes ss/dp | 2 | 1 | 1 | 0 | 0 | 0 | 0 | 2 | 0 |
| Regan Nash lf | 3 | 0 | 0 | 0 | 0 | 0 | 4 | 0 | 0 |
| Kolby Romaine 1b | 3 | 0 | 0 | 0 | 0 | 2 | 6 | 0 | 1 |
| Danie Garrison pr | 0 | 0 | 0 | 0 | 0 | 0 | 0 | 0 | 0 |
| Kim Wert 3b | 2 | 0 | 0 | 0 | 0 | 2 | 0 | 0 | 1 |
| Emma Raabe ph | 1 | 0 | 0 | 0 | 0 | 1 | 0 | 0 | 0 |
| Geana Torres dp | 3 | 0 | 1 | 0 | 0 | 1 | 0 | 0 | 0 |
| Jazmyn Rollin pr/ss | 0 | 0 | 0 | 0 | 0 | 0 | 0 | 0 | 0 |
| Kendyll Bailey 2b | 3 | 0 | 1 | 0 | 0 | 1 | 0 | 1 | 0 |
| Tajiah Ellison pr | 0 | 0 | 0 | 0 | 0 | 0 | 0 | 0 | 0 |
| Cosette Tomita 2b | 0 | 0 | 0 | 0 | 0 | 0 | 0 | 0 | 0 |
| Callie Martin cf | 3 | 1 | 1 | 0 | 0 | 0 | 1 | 0 | 1 |
| Hatti Moore c | 2 | 1 | 1 | 1 | 0 | 1 | 5 | 0 | 1 |
| Gabby Garrison rf | 2 | 0 | 0 | 0 | 0 | 1 | 0 | 0 | 0 |
| Abby George rf | 0 | 0 | 0 | 0 | 0 | 0 | 0 | 0 | 0 |
| Madi Norman p | 0 | 0 | 0 | 0 | 0 | 0 | 0 | 0 | 0 |
| Cassie Gasper p | 0 | 0 | 0 | 0 | 0 | 0 | 0 | 1 | 0 |
| Totals | 24 | 3 | 5 | 1 | 0 | 9 | 16 | 4 | 4 |

## UCLA 11 (11-0)

| Player | ab | r | h | rbi | bb | so | po | a | lob |
|---|---|---|---|---|---|---|---|---|---|
| Perez, Briana ss | 4 | 1 | 1 | 0 | 0 | 0 | 1 | 1 | 1 |
| Nickles, Bubba cf | 4 | 2 | 1 | 1 | 0 | 1 | 0 | 0 | 2 |
| Jordan, Aaliyah dp | 4 | 0 | 2 | 0 | 0 | 0 | 0 | 0 | 0 |
| Blodgett, Danae pr | 0 | 1 | 0 | 0 | 0 | 0 | 0 | 0 | 0 |
| Garcia, Rachel 1b/dp | 4 | 2 | 2 | 0 | 0 | 1 | 3 | 1 | 0 |
| Vines, Anna 2b | 0 | 0 | 0 | 0 | 0 | 0 | 0 | 0 | 0 |
| Pack, Taylor rf | 3 | 0 | 1 | 1 | 0 | 1 | 1 | 0 | 2 |
| Prober, Jacqui lf | 1 | 1 | 0 | 1 | 0 | 0 | 0 | 0 | 0 |
| Washington, Kinsley 2b/1b | 4 | 2 | 1 | 1 | 0 | 0 | 4 | 1 | 1 |
| Halstead, Paige c | 1 | 0 | 1 | 0 | 0 | 0 | 3 | 1 | 0 |
| Snow, Alana pr | 0 | 0 | 0 | 0 | 0 | 0 | 0 | 0 | 0 |
| Sullivan, Colleen c | 3 | 2 | 2 | 2 | 0 | 0 | 5 | 0 | 0 |
| Rodriguez, Julie lf | 1 | 0 | 0 | 0 | 0 | 1 | 0 | 0 | 0 |
| Tautalafua, Brianna ph/3b | 3 | 0 | 2 | 4 | 0 | 0 | 0 | 0 | 0 |
| Godin, Kelli 3b | 1 | 0 | 1 | 0 | 0 | 0 | 1 | 2 | 0 |
| Shaw, Zoe ph/lf | 2 | 0 | 0 | 0 | 0 | 1 | 0 | 0 | 1 |
| Faraimo, Megan p | 0 | 0 | 0 | 0 | 0 | 0 | 0 | 1 | 0 |
| Totals | 35 | 11 | 14 | 10 | 0 | 5 | 18 | 7 | 8 |

| Score by Innings | 1 | 2 | 3 | 4 | 5 | 6 | R | H | E |
|---|---|---|---|---|---|---|---|---|---|
| Missouri | 0 | 0 | 3 | 0 | 0 | 0 | **3** | **5** | **5** |
| UCLA | 2 | 0 | 3 | 0 | 1 | 5 | **11** | **14** | **1** |

Note: 1 out, 1 runner LOB when the game ended.

E - Wilmes(4); Rollin 2(3); Bailey 2(2); Godin(1). LOB - Tigers 4; Bruins 8. 2B - Moore(2); Sullivan(2). 3B - Nickles(1); Tautalafua(1). HBP - Wilmes. SB - Wilmes(2).

| Missouri | ip | h | r | er | bb | so | ab | bf | np |
|---|---|---|---|---|---|---|---|---|---|
| Madi Norman | 5.0 | 12 | 9 | 2 | 0 | 5 | 31 | 31 | 119 |
| Cassie Gasper | 0.1 | 2 | 2 | 0 | 0 | 0 | 4 | 4 | 21 |

| UCLA | ip | h | r | er | bb | so | ab | bf | np |
|---|---|---|---|---|---|---|---|---|---|
| Faraimo, Megan | 6.0 | 5 | 3 | 1 | 0 | 9 | 24 | 25 | 100 |

Win - Faraimo (3-0). Loss - Norman (4-2). Save - None.
WP - Norman 2(5). HBP - by Faraimo (Wilmes). PB - Halstead(3). Pitches/strikes: Norman 119/75; Gasper 21/15; Faraimo 100/72.

Umpires - HP: Laura Head 1B: Bill Plante 3B: Richard Cowan
Start: 10:32 pm Time: 2:28 Attendance: 129
Weather: brrrr degrees and cold
Norman faced 3 batters in the 6th.

# 2019 UCLA Softball
# Cal State Fullerton at #1 UCLA
### Mar 26, 2019 at Los Angeles, Calif. (Easton Stadium)

## Cal State Fullerton 1 (20-13)

| Player | ab | r | h | rbi | bb | so | po | a | lob |
|---|---|---|---|---|---|---|---|---|---|
| Neil, Alexa 2b | 3 | 0 | 1 | 0 | 0 | 1 | 2 | 1 | 0 |
| Williams, Ari cf | 3 | 0 | 0 | 0 | 0 | 2 | 2 | 0 | 0 |
| Hill, Deshea 3b | 3 | 1 | 1 | 1 | 0 | 1 | 1 | 1 | 2 |
| Munoz, Daisy 1b | 2 | 0 | 0 | 0 | 1 | 1 | 4 | 0 | 0 |
| Siofele, Irie lf | 2 | 0 | 0 | 0 | 1 | 0 | 2 | 0 | 0 |
| Kennedy, Sam ss | 2 | 0 | 0 | 0 | 0 | 2 | 3 | 2 | 0 |
| Richard, Zoe ph | 1 | 0 | 0 | 0 | 0 | 0 | 0 | 0 | 0 |
| Rodriguez, Janelle dp | 2 | 0 | 0 | 0 | 0 | 2 | 0 | 0 | 1 |
| Valenzuela, Julia c | 2 | 0 | 0 | 0 | 0 | 1 | 4 | 2 | 2 |
| Sablan, Evelyn ph | 1 | 0 | 0 | 0 | 0 | 1 | 0 | 0 | 0 |
| Whitmore, Kelsie rf | 3 | 0 | 1 | 0 | 0 | 0 | 0 | 0 | 0 |
| Dockins, Taylor p | 0 | 0 | 0 | 0 | 0 | 0 | 0 | 1 | 0 |
| Martinez, Dani p | 0 | 0 | 0 | 0 | 0 | 0 | 0 | 0 | 0 |
| Frost, Sophie p | 0 | 0 | 0 | 0 | 0 | 0 | 0 | 0 | 0 |
| Totals | 24 | 1 | 3 | 1 | 2 | 11 | 18 | 7 | 5 |

## UCLA 5 (29-1)

| Player | ab | r | h | rbi | bb | so | po | a | lob |
|---|---|---|---|---|---|---|---|---|---|
| Godin, Kelli lf | 2 | 1 | 1 | 0 | 2 | 1 | 0 | 0 | 0 |
| Perez, Briana ss | 2 | 1 | 1 | 2 | 1 | 0 | 2 | 2 | 0 |
| Nickles, Bubba cf | 3 | 1 | 2 | 2 | 0 | 0 | 0 | 0 | 0 |
| Jordan, Aaliyah dp | 2 | 0 | 0 | 1 | 1 | 1 | 0 | 0 | 0 |
| Pack, Taylor 1b | 3 | 0 | 0 | 0 | 0 | 0 | 8 | 0 | 5 |
| Washington, Kinsley 3b | 3 | 0 | 0 | 0 | 0 | 1 | 1 | 0 | 0 |
| Halstead, Paige c | 3 | 0 | 1 | 0 | 0 | 0 | 9 | 2 | 0 |
| Shaw, Zoe rf | 2 | 1 | 1 | 0 | 1 | 1 | 0 | 0 | 0 |
| Blodgett, Danae pr | 0 | 0 | 0 | 0 | 0 | 0 | 0 | 0 | 0 |
| Vines, Anna 2b | 2 | 1 | 0 | 0 | 0 | 0 | 1 | 3 | 0 |
| Quarles, Malia ph | 1 | 0 | 0 | 0 | 0 | 0 | 0 | 0 | 0 |
| Faraimo, Megan p | 0 | 0 | 0 | 0 | 0 | 0 | 0 | 1 | 0 |
| Totals | 23 | 5 | 6 | 5 | 5 | 4 | 21 | 8 | 5 |

| Score by Innings | 1 | 2 | 3 | 4 | 5 | 6 | 7 | R | H | E |
|---|---|---|---|---|---|---|---|---|---|---|
| Cal State Fullerton | 0 | 0 | 0 | 1 | 0 | 0 | 0 | **1** | **3** | **1** |
| UCLA | 0 | 3 | 0 | 2 | 0 | 0 | X | **5** | **6** | **1** |

E - Neil, A(7); Halstead(1). DP - Titans 1. LOB - Titans 5; Bruins 5. HR - Hill, D(3); Nickles(9). HBP - Rodriguez, J. CS - Godin(1).

| Cal State Fullerton | ip | h | r | er | bb | so | ab | bf | np |
|---|---|---|---|---|---|---|---|---|---|
| Dockins, Taylor | 1.2 | 5 | 3 | 3 | 2 | 0 | 11 | 13 | 48 |
| Martinez, Dani | 2.1 | 1 | 2 | 2 | 2 | 2 | 7 | 9 | 41 |
| Frost, Sophie | 2.0 | 0 | 0 | 0 | 1 | 2 | 5 | 6 | 27 |

| UCLA | ip | h | r | er | bb | so | ab | bf | np |
|---|---|---|---|---|---|---|---|---|---|
| Faraimo, Megan | 7.0 | 3 | 1 | 1 | 2 | 11 | 24 | 27 | 132 |

Win - Faraimo (9-1). Loss - Dockins, T (2-5). Save - None.
HBP - by Faraimo (Rodriguez, J). Pitches/strikes: Dockins, T 48/24; Martinez, D 41/22; Frost, S 27/15; Faraimo 132/93.

Umpires - HP: Scott Tomlinson 1B: Mark Korras 3B: Richard Cowan
Start: 5:03 Time: 2:02 Attendance: 378
Weather: 67 F, Wind SW 9mph

**2018 - NCAA Finish (3rd)**

| REGIONALS AT EASTON STADIUM | |
|---|---|
| May 18 | beat Sacramento State, 3-0 |
| May 19 | lost to Cal State Fullerton, 3-2 (9 inn.) |
| May 19 | beat Texas State, 14-1 (5 inn.) |
| May 20 | beat Cal State Fullerton, 3-0 and 6-4 |
| **SUPER REGIONALS AT EASTON STADIUM** | |
| May 24/25 | beat Arizona, 7-1 and 3-2 |
| **WCWS IN OKLAHOMA CITY, OKLA.** | |
| May 31 | beat Florida State, 7-4 |
| June 1 | beat Florida, 6-5 |
| June 3 | lost to Florida State, 3-1 and 12-6 |

**2017 - NCAA Finish (T-5th)**

| REGIONALS AT EASTON STADIUM | |
|---|---|
| May 19 | beat Lehigh, 8-0 (5 inn.) |
| May 20 | beat San Jose State, 10-2 (6 inn.) |
| May 21 | beat Cal State Fullerton, 9-1 |
| **SUPER REGIONALS AT EASTON STADIUM** | |
| May 25/26 | beat Ole Miss, 8-7 (11 inn.) and 1-0 |
| **WCWS IN OKLAHOMA CITY, OKLA.** | |
| June 1 | lost to LSU, 2-1 |
| June 3 | beat Texas A&M, 8-2 |
| June 3 | lost to Washington, 1-0 |

**2016 - NCAA Finish (T-7th)**

| REGIONALS AT EASTON STADIUM | |
|---|---|
| May 20 | beat CSU Bakersfield, 7-0 |
| May 21 | beat Cal State Fullerton, 3-2 |
| May 22 | beat Cal State Fullerton, 5-4 |
| **SUPER REGIONALS IN EUGENE, ORE.** | |
| May 28 | lost to Oregon, 8-1 |
| May 29 | beat Oregon, 2-1 (9 inn.) and 2-1 |
| **WCWS IN OKLAHOMA CITY, OKLA.** | |
| June 2 | lost to Auburn, 10-3 |
| June 4 | lost to Florida State, 8-4 |

**2015 - NCAA Finish (T-5th)**

| REGIONALS AT EASTON STADIUM | |
|---|---|
| May 15 | beat CSUN, 9-1 (5 inn.) |
| May 16 | beat Texas, 4-1 |
| May 17 | beat San Diego State, 8-0 (6 inn.) |
| **SUPER REGIONALS AT EASTON STADIUM** | |
| May 23/24 | beat Missouri, 7-4 and 10-6 |
| **WCWS IN OKLAHOMA CITY, OKLA.** | |
| May 28 | beat Oregon, 7-1 |
| May 29 | lost to Michigan, 10-4 |
| May 30 | lost to Auburn, 11-10 (10 inn.) |

**2014 - NCAA Finish (T-9th)**

| REGIONALS AT EASTON STADIUM | |
|---|---|
| May 16 | beat Southern Utah, 8-0 (6 inn.) |
| May 17/18 | beat Notre Dame, 7-0 and 1-0 |
| **SUPER REGIONALS AT EASTON STADIUM** | |
| May 24 | beat Kentucky, 6-4 |
| May 25 | lost to Kentucky, 7-3 and 7-1 |

**2013 - NCAA Finish (T-17th)**

| REGIONALS IN LOUISVILLE, KY. | |
|---|---|
| May 17 | lost to UAB, 6-3 |
| May 18 | beat IPFW, 8-0 |
| May 18 | beat Louisville, 19-2 (5 inn.) |
| May 19 | beat UAB, 4-1 |
| May 19 | lost to UAB, 3-2 (13 inn.) |

**2012 - NCAA Finish (T-17th)**

| REGIONALS AT EASTON STADIUM | |
|---|---|
| May 18 | lost to Hofstra, 7-2 |
| May 19 | lost to Florida State, 2-1 |

**2011 - NCAA Finish (T-17th)**

| REGIONALS IN GAINESVILLE, FLA. | |
|---|---|
| May 20 | beat Jacksonville, 2-0 |
| May 21 | lost to Florida, 4-2 |
| May 21 | beat Jacksonville, 12-4 |
| May 22 | beat Florida, 3-2 |
| May 22 | lost to Florida, 11-3 (5 inn.) |

**2010 - NCAA Finish (1st)**

| REGIONALS AT EASTON STADIUM | |
|---|---|
| May 21 | beat Saint Mary's, 11-4 |
| May 22 | beat San Diego State, 4-3 |
| May 23 | beat Fresno State, 7-2 |
| **SUPER REGIONALS AT EASTON STADIUM** | |
| May 29/30 | beat La.-Lafayette, 10-2 (5) & 10-1 (5) |
| **WCWS IN OKLAHOMA CITY, OKLA.** | |
| June 3 | beat Florida, 16-3 (6) |
| June 4 | beat Hawai'i, 5-2 |
| June 6 | beat Georgia, 5-2 |
| **WCWS CHAMPIONSHIP SERIES** | |
| June 7/8 | beat Arizona, 6-5 (8 inn.) and 15-9 |

**2009 - NCAA Finish (T-9th)**

| REGIONALS AT EASTON STADIUM | |
|---|---|
| May 15 | beat Long Beach State, 4-2 |
| May 16/17 | beat Fresno State, 4-2 and 9-5 |
| **SUPER REGIONALS AT EASTON STADIUM** | |
| May 23 | lost to Missouri, 2-1 |
| May 24 | beat Missouri, 5-2 |
| May 24 | lost to Missouri, 9-1 (5 inn.) |

**2008 - NCAA Finish (T-5th)**

| REGIONALS AT EASTON STADIUM | |
|---|---|
| May 16 | beat Cal State Fullerton, 8-3 |
| May 17/18 | beat Nevada, 6-4 (9 inn.) and 4-3 |
| **SUPER REGIONALS AT EASTON STADIUM** | |
| May 24/25 | beat Georgia, 6-1 and 6-0 |
| **WCWS IN OKLAHOMA CITY, OKLA.** | |
| May 29 | beat Arizona, 1-0 |
| May 30 | lost to Arizona State, 4-0 |
| May 31 | lost to Florida, 2-0 |

**2007 - NCAA Finish (T-17th)**

| REGIONALS AT EASTON STADIUM | |
|---|---|
| May 18 | beat Loyola Marymount, 6-3 |
| May 19 | lost to Hawai'i, 3-1 (8 inn.) |
| May 19 | lost to Loyola Marymount, 4-2 |

**2006 - NCAA Finish (4th)**

| REGIONALS AT EASTON STADIUM | |
|---|---|
| May 19 | beat Missouri State, 11-2 (6 inn.) |
| May 20 | beat Long Beach State, 5-0 |
| May 21 | beat San Diego State, 7-0 |
| **SUPER REGIONALS AT EASTON STADIUM** | |
| May 27/28 | beat South Florida, 2-0 and 3-1 |
| **WCWS IN OKLAHOMA CITY, OKLA.** | |
| June 1 | lost to Tennessee, 4-3 |
| June 3 | beat Alabama, 4-1 |
| June 3 | beat Texas, 2-0 |
| June 4 | lost to Northwestern, 3-1 (8 inn.) |

**2005 - NCAA Finish (2nd)**

| REGIONALS AT EASTON STADIUM | |
|---|---|
| May 20 | beat Loyola Marymount, 6-1 |
| May 21 | lost to Cal State Fullerton, 2-1 (11 inn.) |
| May 21 | beat UNLV, 4-1 |
| May 22 | beat Cal State Fullerton, 6-0 and 3-1 |
| **SUPER REGIONALS AT EASTON STADIUM** | |
| May 27 | lost to Georgia, 4-1 |
| May 28 | beat Georgia, 5-4 and 3-2 |
| **WCWS IN OKLAHOMA CITY, OKLA.** | |
| June 2 | beat California, 2-1 |
| June 3 | beat Tennessee, 3-1 |
| June 5 | beat Texas, 3-0 |
| **WCWS CHAMPIONSHIP SERIES** | |
| June 6 | beat Michigan, 5-0 |
| June 7/8 | lost to Michigan, 5-2 and 4-1 (10) |

**2004 - NCAA Finish (1st)**

| REGIONALS AT EASTON STADIUM | |
|---|---|
| May 20 | beat Mississippi Valley State, 8-0 (5 inn.) |
| May 21 | beat Louisville, 2-0 |
| May 22/23 | beat Alabama, 5-2 (9 inn.) and 7-0 |
| **WCWS IN OKLAHOMA CITY, OKLA.** | |
| May 27 | beat Stanford, 8-2 |
| May 28 | beat LSU, 2-0 |
| May 30 | beat Stanford, 3-1 (12 inn.) |
| May 31 | beat California, 3-1 |

**2003 - NCAA Finish (1st)**

| REGIONALS IN FRESNO, CALIF. | |
|---|---|
| May 15 | beat Colgate, 8-0 (6 inn.) |
| May 16 | beat Fresno State, 3-0 |
| May 17/18 | beat Michigan State, 6-2 and 5-0 |
| **WCWS IN OKLAHOMA CITY, OKLA.** | |
| May 22 | lost to California, 7-3 (10 inn.) |
| May 24 | beat Louisiana-Lafayette, 5-1 |
| May 24 | beat Washington, 2-1 |
| May 25 | beat Texas, 3-0 and 2-1 |
| May 26 | beat California, 1-0 (9 inn.) |

**2002 - NCAA Finish (T-5th)**

| REGIONALS IN COLUMBIA, S.C. | |
|---|---|
| May 16 | beat Liberty, 3-0 |
| May 17 | beat Eastern Kentucky, 10-0 (5 inn.) |
| May 18 | beat Georgia, 2-1 (8 inn.) |
| May 19 | lost to South Carolina, 2-1 |
| May 19 | beat South Carolina, 1-0 |
| **WCWS IN OKLAHOMA CITY, OKLA.** | |
| May 23 | lost to Florida State, 2-1 (9 inn.) |
| May 25 | beat Oklahoma, 2-0 |
| May 25 | lost to Arizona State, 2-1 |

**2001 - NCAA Finish (2nd)**

| REGIONALS AT EASTON STADIUM | |
|---|---|
| May 17 | beat Coastal Carolina, 8-0 (5 inn.) |
| May 18 | beat CSUN, 9-0 |
| May 19/20 | beat San Diego State, 3-1 & 11-0 (5) |
| **WCWS IN OKLAHOMA CITY, OKLA.** | |
| May 24 | beat Iowa, 2-0 |
| May 25 | beat Stanford, 5-0 |
| May 27 | beat LSU, 6-0 |
| May 28 | lost to Arizona, 1-0 |

**2000 - NCAA Finish (2nd)**

| REGIONALS AT EASTON STADIUM | |
|---|---|
| May 18 | beat Canisius, 8-0 (5 inn.) |
| May 19 | beat Long Beach State, 10-4 |
| May 20/21 | beat Florida State, 6-1 and 7-1 |
| **WCWS IN OKLAHOMA CITY, OKLA.** | |
| May 25 | beat Alabama, 4-1 |
| May 26 | beat Washington, 3-2 |
| May 28 | beat Southern Mississippi, 6-0 |
| May 29 | lost to Oklahoma, 3-1 |

**1999 - NCAA Finish (1st)**

| REGIONALS AT EASTON STADIUM | |
|---|---|
| May 20 | beat Alabama, 7-0 |
| May 21 | beat Creighton, 14-0 |
| May 22 | beat Minnesota, 5-0 |
| May 23 | beat Missouri, 12-5 |
| **WCWS IN OKLAHOMA CITY, OKLA.** | |
| May 27 | beat DePaul, 3-2 (9 inn.) |
| May 28 | beat Fresno State, 1-0 |
| May 30 | beat DePaul, 2-1 (8 inn.) |
| May 31 | beat Washington, 3-2 |

**1997 - NCAA Finish (2nd)**

| REGIONALS IN LAFAYETTE, LA. | |
|---|---|
| May 16 | beat Nicholls State, 3-0 |
| May 17 | lost to Louisiana-Lafayette, 4-1 |
| May 17 | beat Louisiana-Monroe, 3-0 |
| May 18 | beat La.-Lafayette, 9-0 (5 inn.) and 3-0 |
| **WCWS IN OKLAHOMA CITY, OKLA.** | |
| May 22 | beat Fresno State, 2-0 (8 inn.) |
| May 23 | lost to Arizona, 2-0 (14 inn.) |
| May 24 | beat Michigan, 7-3 |
| May 25 | beat Washington, 4-3 and 1-0 |
| May 26 | lost to Arizona, 10-2 (5 inn.) |

**1996 - NCAA Finish (T-3rd)**

| REGIONALS IN FULLERTON, CALIF. | |
|---|---|
| May 17 | lost to Cal State Fullerton, 5-1 |
| May 18 | beat Missouri State, 8-2 |
| May 18 | beat CSUN, 7-5 |
| May 19 | beat Cal State Fullerton, 14-1 (5) and 7-2 |
| **WCWS IN OKLAHOMA CITY, OKLA.** | |
| May 23 | beat Michigan, 2-0 |
| May 24 | lost to Arizona, 4-0 |
| May 25 | beat Louisiana-Lafayette, 3-2 |
| May 26 | lost to Washington, 8-2 |

**1994 - NCAA Finish (4th)**

| REGIONALS IN COLUMBIA, S.C. | |
|---|---|
| May 20 | beat Georgia State, 2-1 |
| May 21 | lost to UNLV, 1-0 (9 inn.) |
| May 21 | beat South Carolina, 3-1 |
| May 22 | beat UNLV, 2-1 (8 inn.) and 3-2 |
| **WCWS IN OKLAHOMA CITY, OKLA.** | |
| May 26 | lost to Fresno State, 1-0 |
| May 28 | beat Illinois-Chicago, 9-0 (5 inn.) |
| May 28 | beat Utah, 11-1 |
| May 29 | lost to Arizona, 5-2 |

**1993 - NCAA Finish (2nd)**

| REGIONALS AT SUNSET FIELD | |
|---|---|
| May 21/22 | beat Cal State Fullerton, 2-1 (9) and 1-0 |
| **WCWS IN OKLAHOMA CITY, OKLA.** | |
| May 27 | beat Connecticut, 3-0 |
| May 29 | lost to Oklahoma State, 1-0 (13 inn.) |
| May 29 | beat CSUN, 2-0 |
| May 30 | beat Oklahoma State, 5-0 |
| May 31 | beat Louisiana-Lafayette, 1-0 |
| May 31 | lost to Arizona, 1-0 |

**1992 - NCAA Finish (1st)**

| REGIONALS AT SUNSET FIELD | |
|---|---|
| May 15/16 | beat Utah, 1-0 and 7-2 (10 inn.) |
| **WCWS IN OKLAHOMA CITY, OKLA.** | |
| May 21 | beat Massachusetts, 4-0 |
| May 23 | beat California, 10-0 (5 inn.) |
| May 24 | beat Fresno State, 4-0 |
| May 24 | beat Massachusetts, 11-1 (5 inn.) |
| May 25 | beat Arizona, 2-0 |

**1991 - NCAA Finish (2nd)**

| REGIONALS AT SUNSET FIELD | |
|---|---|
| May 17/18 | beat Central Michigan, 4-0 and 5-0 |
| **WCWS IN OKLAHOMA CITY, OKLA.** | |
| May 23 | beat Florida State, 1-0 |
| May 24 | lost to Arizona, 1-0 (9 inn.) |
| May 25 | beat Missouri, 5-0 |
| May 25 | beat Long Beach State, 1-0 (11 inn.) |
| May 26 | beat Fresno State, 5-1 (13 inn.) |
| May 26 | lost to Arizona, 5-1 |

**1990 - NCAA Finish (1st)**

| REGIONALS AT SUNSET FIELD | |
|---|---|
| May 18/19 | beat Northern Iowa, 2-0 and 4-0 |
| **WCWS IN OKLAHOMA CITY, OKLA.** | |
| May 23 | beat Kent State, 4-0 |
| May 25 | beat Long Beach State, 6-0 |
| May 26 | beat Oklahoma State, 2-1 |
| May 27 | beat Florida State, 3-0 |
| May 27 | lost to Fresno State, 1-0 |
| May 28 | beat Fresno State, 2-0 |

**1989 - NCAA Finish (1st)**

| REGIONALS AT SUNSET FIELD | |
|---|---|
| May 19/20 | beat Long Beach State, 5-1 and 3-0 |
| **WCWS IN SUNNYVALE, CALIF.** | |
| May 24 | beat South Carolina, 3-0 |
| May 26 | beat Cal Poly Pomona, 9-0 |
| May 27 | beat Oklahoma State, 2-1 |
| May 27 | beat Arizona, 3-0 |
| May 28 | beat Fresno State, 1-0 |

**1988 - NCAA Finish (1st)**

| REGIONALS AT SUNSET FIELD | |
|---|---|
| May 20/21 | beat Cal State Fullerton, 3-0 and 2-0 |
| **WCWS IN SUNNYVALE, CALIF.** | |
| May 25 | beat Northern Illinois, 1-0 |
| May 27 | beat Fresno State, 6-1 |
| May 28 | beat Arizona, 5-0 |
| May 28 | beat Cal Poly Pomona, 4-1 |
| May 29 | lost to Fresno State, 2-1 |
| May 29 | beat Fresno State, 3-0 |

**1987 - NCAA Finish (2nd)**

| REGIONALS AT SUNSET FIELD | |
|---|---|
| May 15/16 | beat Long Beach State, 1-0 and 2-0 |
| **WCWS IN OMAHA, NEB.** | |
| May 20 | beat Arizona State, 1-0 (9 inn.) |
| May 22 | beat Nebraska, 3-0 |
| May 23 | beat Texas A&M, 1-0 |
| May 23 | beat Cal State Fullerton, 1-0 |
| May 24 | lost to Texas A&M, 1-0 and 4-1 |

**1985 - NCAA Finish (1st)**

| REGIONALS IN SANTA MARIA, CALIF. | |
|---|---|
| May 16 | lost to Pacific, 3-1 |
| May 17 | beat Pacific, 3-0 and 2-0 |
| **WCWS IN OMAHA, NEB.** | |
| May 22 | beat Utah, 1-0 |
| May 24 | lost to Cal State Fullerton, 2-0 |
| May 25 | beat Northwestern, 1-0 |
| May 25 | beat Nebraska, 3-0 |
| May 26 | beat Cal State Fullerton, 1-0 |
| May 26 | beat Nebraska, 2-1 (9 inn.) |

**1984 - NCAA Finish (1st)**

| REGIONALS AT MAYFAIR PARK | |
|---|---|
| May 17/18 | beat Arizona State, 1-0 and 3-0 |
| **WCWS IN OMAHA, NEB.** | |
| May 23 | beat Utah State, 6-0 |
| May 26 | beat Northwestern, 1-0 (9 inn.) |
| May 28 | lost to Texas A&M, 2-0 |
| May 28 | beat Nebraska, 1-0 |
| May 29 | beat Texas A&M, 1-0 and 1-0 (13 inn.) |

**1983 - NCAA Finish (3rd)**

| REGIONALS IN KINGSTON, R.I. | |
|---|---|
| May 13/14 | beat Rhode Island, 1-0 and 1-0 |
| **WCWS IN OMAHA, NEB.** | |
| May 26 | beat Missouri, 1-0 |
| May 26 | beat Louisiana Tech, 8-0 |
| May 28 | lost to Cal State Fullerton, 6-1 |
| May 28 | beat South Carolina, 2-1 |
| May 29 | lost to Texas A&M, 1-0 |

**1982 - NCAA Finish (1st)**

| REGIONALS AT MAYFAIR PARK | |
|---|---|
| May 14/15 | beat Wyoming, 4-0 and 5-0 |
| **WCWS IN OMAHA, NEB.** | |
| May 27 | beat Oklahoma State, 2-1 |
| May 29 | beat Western Michigan, 1-0 |
| May 29 | beat Arizona State, 1-0 |
| May 30 | beat Cal State Fullerton, 1-0 |
| May 31 | beat Fresno State, 2-0 |




**RACHEL GARCIA**
P/1B • 5-6 • R-JR • B/T: R/R
PALMDALE, CALIF.




**BRIANA PEREZ**
INF • 5-7 • SO • B/T: L/R
MARTINEZ, CALIF.




**HOLLY AZEVEDO**
P • 5-9 • SO • B/T: R/R
SAN JOSE, CALIF.




**JULIE RODRIGUEZ**
OF • 5-3 • SO • B/T: L/L
NORWOOD, N.J.




**MEGAN FARAIMO**
P • 6-0 • FR • B/T: R/R
VISTA, CALIF.




**MALIA QUARLES**
INF • 5-5 • SO • B/T: R/R
CERRITOS, CALIF.




**STEVIE WISZ**
OF • 5-6 • SR • B/T: R/R
ORCUTT, CALIF.




**KELLI GODIN**
UTIL • 5-6 • FR • B/T: L/R
SEAL BEACH, CALIF.




**COLLEEN SULLIVAN**
C/1B • 5-6 • FR • B/T: R/R
POWAY, CALIF.




**ANNA VINES**
UTIL • 5-5 • FR • B/T: L/R
TEMECULA, CALIF.




**TAYLOR PACK**
C/OF • 5-7 • SR • B/T: R/R
SUTTER, CALIF.




**DANAE BLODGETT**
OF • 5-6 • SR • B/T: R/R
MALIBU, CALIF.




**AALIYAH JORDAN**
OF • 5-7 • R-SO • B/T: L/R
CHULA VISTA, CALIF.




**PAIGE HALSTEAD**
C • 6-0 • SR • B/T: L/R
RANCHO CUCAMONGA, CALIF.




**JACQUI PROBER**
OF • 5-8 • JR • B/T: L/R
ORCUTT, CALIF.




**ALANA SNOW**
UTIL • 5-9 • SO • B/T: L/R
CARLSBAD, CALIF.




**BRIANNA TAUTALAFUA**
INF • 5-6 • SR • B/T: R/R
CARSON, CALIF.




**KINSLEY WASHINGTON**
UTIL • 5-8 • SO • B/T: L/R
WHITTIER, CALIF.




**ZOE SHAW**
UTIL • 5-6 • SR • B/T: R/R
WEST HILLS, CALIF.




**BUBBA NICKLES**
UTIL • 5-8 • JR • B/T: R/R
MERCED, CALIF.




**MADDIE SKIBITZKI**
C • 5-7 • SR • B/T: R/R
ANTELOPE, CALIF.



**KELLY INOUYE-PEREZ**
HEAD COACH
13TH YEAR



**LISA FERNANDEZ**
ASSISTANT COACH
21ST YEAR



**KIRK WALKER**
ASSISTANT COACH
18TH YEAR



**KYLEE PEREZ**
VOLUNTEER ASSISTANT COACH
1ST YEAR



## KELLY INOUYE-PEREZ

**HEAD COACH**
**13TH YEAR**
**UCLA, 1993**
**RECORD: 590-171-1 (.775)**

Kelly Inouye-Perez is in her 13th season as the Bruins' head coach in 2019 and has an overall record of 590-171-1 (.775).

Last year, the Bruins advanced to the Women's College World Series for the fourth season in a row, going 58-7 and placing second in the Pac-12 Conference (20-4). The 58 victories, tied for the most in the nation in 2018, were the most for a Bruin team since 2001. UCLA won the first 25 games of the season and were the last undefeated team in the country. Of their 58 victories, 14 were comeback wins, giving the Bruins 27 comeback triumphs over the last two seasons.

UCLA finished second in the nation in batting average (.335), fifth in runs per game (6.32), sixth in slugging (.520), ninth in on base percentage (.404), 10th in home runs (68), tied for 10th in doubles (88) and 12th in earned run average (1.83).

Rachel Garcia was named the Honda Sport Award winner for softball, as well as NFCA, USA Softball and ESPNW National Player of the Year. Garcia was a First Team NFCA All-American, along with Aaliyah Jordan, while Kylee Perez was named Second Team All-American. Seven Bruins were named NFCA All-Region to tie a school record, and six were honored on the All-Pac-12 Teams, with Garcia earning POY honors and Jordan picking up Freshman of the Year and Batting Champion accolades.

On Feb. 25, 2018, Inouye-Perez won the 500th game of her head coaching career with a victory over Missouri. In the classroom, the 2018 Graduation Success Rate was at 100 percent, the sixth-straight season UCLA softball accomplished that feat.

In 2017, the Bruins went 48-15 and tied for third in the Pac-12 (16-8). UCLA finished third in the nation in homers (78) and doubles (97) and seventh in slugging (.521).

Garcia, the NFCA National Freshman of the Year, was also an NFCA Second Team All-American, with five Bruins earning NFCA All-West Region First Team accolades, as well as All-Pac-12 nods.

In 2016, the Bruins advanced to the WCWS after winning the final two games of the Eugene Super Regional to oust Oregon. UCLA went 40-16-1 and placed second in the Pac-12 (16-5-1). The Bruins led the nation in double plays turned with 45 and also ranked in the Top 31 in five other categories.

Three Bruins earned NFCA All-American honors, with Mysha Sataraka and Delaney Spaulding receiving Second Team accolades and Allexis Bennett picking up Third Team plaudits. In addition, six players earned All-Region honors and five were named to the All-Pac-12 Teams. On Feb. 13, 2016, Inouye-Perez won her 400th career game against Wichita State. Inouye-Perez and her staff were named the NFCA West Region Coaching Staff of the Year for the third season in a row and fourth time during Inouye-Perez's head coaching tenure (2010).

In 2015, the Bruins went 51-12 to post their first back-to-back, 50-win seasons since 2002-2003, finishing second in the Pac-12 (19-5). The Bruins, who led all NCAA Tournament teams in homers during the postseason with 17, were tops in the country in batting (.367), second in on base percentage (.467), tied for second in doubles (107), fourth in runs scored (7.92) and slugging (.608) and 11th in homers (89). The Bruins set single-season school records in average, slugging, on base, runs, RBI and walks. Four Bruins were named NFCA All-Americans, with Bennett and Ally Carda earning First Team honors and Spaulding and Stephany LaRosa being named Second Team. A school-record seven Bruins were named NFCA West All-Region, while seven were honored on the All-Pac-12 teams, including Carda, the back-to-back Player of the Year.

In 2014, the Bruins recorded the nation's best winning percentage (.867) with a 52-8 record. Inouye-Perez picked up her 300th career coaching victory at Hawai'i on Feb. 8. The Bruins finished second in the Pac-12 (19-5) and tied for ninth nationally, reaching the Super Regional round of the NCAA Tournament. UCLA ranked fourth in the country in slugging and ninth in average and homers per game. Carda and LaRosa each earned First Team All-American accolades, with Carda also being named a Top Three finalist for the USA Softball National Player of the Year Award and Pac-12 Player of the Year. Six Bruins were named All-Region and seven were honored on the All-Pac-12 Teams.

The Bruins posted a 40-20 record in 2013, tying for fifth in the Pac-12 with a 10-14 mark and reaching the Regional Championship game of the Louisville Regional. B.B. Bates was named Second Team NFCA All-American, four were honored on the All-Region squad and six earned All-Pac-12 accolades.

In 2012, UCLA went 36-20 and tied for fourth in the Pac-12 with a 12-12 record. Four Bruins earned All-American honors, tied for the most for any school in 2012, as LaRosa was named First Team, Andrea Harrison and Katie Schroeder Second Team and Samantha Camuso Third Team. Seven were named to the All-Pac-12 Team, including Freshman of the Year LaRosa, while six were All-Region winners.

In 2011, UCLA recorded a 36-19 mark and tied for sixth in the Pac-10 (9-12). Six Bruins were honored on the All-Conference Teams, while Harrison was named First Team All-Region and All-American. Inouye-Perez earned her 200th career victory on March 11 against Sacramento State.

Inouye-Perez led the UCLA softball program to its 12th national title and 11th NCAA Championship in 2010. The Bruins (50-11) went a perfect 10-0 in the postseason, including 5-0 at the Women's College World Series. UCLA set numerous WCWS records, including the most home runs in one tournament with 14. Megan Langenfeld was named the Most Outstanding Player of the WCWS, while Camuso and Harrison each earned All-Tournament honors. Following the season, Inouye-Perez and her staff were honored as the NFCA National Coaching Staff of the Year. UCLA set a single-season school record for home runs with 108. Langenfeld and GiOnna DiSalvatore were each named to the NFCA All-American First Team. The Bruins also had three players named to the All-Region Team and eight honored by the Pac-10.

In 2009, she led the Bruins to a Pacific-10 Conference Championship, as UCLA went 45-11 overall and 16-5 in league play. She was named Pac-10 Coach of the Year and earned her 100th career victory on Feb. 22 against Maryland. In 2008, the Bruins went 51-9 and advanced to the WCWS, finishing second in the Pac-10 with a 17-4 record. In her first season at the helm of UCLA in 2007, Inouye-Perez posted a 37-18 overall record and a 12-9 Pac-10 mark (T-3rd).

Over Inouye-Perez's 12 seasons, the Bruins have earned 30 All-American awards, 60 All-Region honors and 82 All-Pac-10/12 accolades.

Inouye-Perez, just the third head coach in UCLA softball history, officially took over the reins from Sue Enquist on Jan. 1, 2007. Enquist announced her retirement as head coach on Sept. 26, 2006.

No stranger to the Bruin dugout, Inouye-Perez starts her 31st straight season in Westwood in 2019. She is a link to four decades of Bruin softball success, joining the UCLA softball program as a freshman in 1989. Inouye-Perez's time is highlighted by seven NCAA Championships and eight Pac-10 titles in her previous three decades, spending five campaigns as a player and 13 as an assistant coach.

Over Inouye-Perez's 13 seasons (1994-2006) as an assistant coach, UCLA was 617-150-1 (.804) and appeared in the NCAA title game seven times, winning the NCAA Championship in the 1999, 2003 and 2004 seasons. The Bruins also won three Pac-10 titles during that span (1999, 2002, 2006) and in 2004 were named the National Coaching Staff of the Year by the National Fastpitch Coaches Association (NFCA).

Inouye-Perez's primary responsibility as an assistant coach was guiding the Bruin pitchers and catchers, a list which includes many of the most honored and recognizable names in collegiate softball. Behind the dish, where Inouye-Perez also starred as a three-time All-Pac-10 honoree during her playing days at UCLA, she helped mold and influence arguably the best catcher in the history of USA Softball in Stacey Nuveman. Under Inouye-Perez's tutelage, Nuveman became a three-time Pac-10 Player of the Year, four-time, First Team All-American and the NCAA's all-time single-season and career home run leader.

Since the Pac-10/12 Conference began issuing a Pitcher of the Year Award, UCLA has been honored with two winners, Courtney Dale in 1999 and Keira Goerl in 2003. Among the other pitching highlights accomplished by the Bruins over her 13 years as an assistant included at least one All-American award earned by a UCLA pitcher in 12 of those campaigns, including DeeDee Weiman, four-time Olympian Tanya Harding and two-time Olympian Amanda Freed.

In addition, nearly every UCLA pitching record has been set during the time Inouye-Perez has overseen the Bruin battery and the top five pitchers on UCLA's career wins list, Goerl, Selden, Carda, Freed and B'Ann Burns, were coached by her.

As a player, Inouye-Perez was an exceptionally strong fielder behind the dish for the Bruins. She made her mark immediately as a collegiate player, earning First Team All-Pac-10 as a true freshman and Second Team as a sophomore, leading the Bruins to the 1989 and 1990 NCAA Championships before receiving a medical redshirt in 1991 due to shoulder surgery.

She came back strong in 1992, picking up Second Team All-Pac-10 honors as the Bruins once again won the national championship and finished with a 54-2 record, the fewest losses in a season in program history. Inouye-Perez also was named to the 1992 All-Women's College World Series Team, going 5-for-12 (.417) with four RBI during WCWS play. She wrapped up her career as a fifth-year senior in 1993 with an NCAA runner-up finish. Impressively, Inouye-Perez did not commit a single fielding error during her final two seasons.

Among the UCLA pitchers during her five seasons as a player were Lisa Longaker and Lisa Fernandez, both of whom were named to the NCAA's 25th Anniversary All-WCWS Team. During her UCLA career, Inouye-Perez played in 22 Women's College World Series games, a mark that is tied for third-best in UCLA history behind only Lisa Fernandez and Kristy Howard (23). Inouye-Perez graduated from UCLA in 1993 with a B.A. in psychology and earned her master's degree in physical education from Azusa Pacific University in 2004.

Prior to college, Inouye-Perez was one of the top players during her ASA days, winning four national championships, with the Panthers (1984, '85 and '89) and the Raiders (1986). She also competed on an international level in Japan in 1985 and in Peru in 1987 (Pan American Qualifier) and followed her collegiate career with time playing on the NPF Pro Tour.

Inouye-Perez and her husband, Gerardo Perez, currently reside in Cerritos. Along with Kelly's exploits on the diamond, Gerardo competed as a catcher/DH for Cerritos College from 1988-90 and helped lead the Falcons to the 1989 Junior College National Championship. After a stellar career at Cerritos, he went on to compete at Loyola Marymount, earning First Team All-West Coast Conference honors his junior and senior seasons. He currently teaches health and coaches baseball at Gahr High School in Cerritos. The couple has two children, Michael (19), a freshman on the UCLA baseball team, and Kylie (14).

**KELLY INOUYE-PEREZ'S HEAD COACHING RECORD**

| YEAR | RECORD | PAC-10/12 | POSTSEASON |
|---|---|---|---|
| **2007** | 37-18 (.673) | 12-9 (T-3rd) | 1-2 (T-17th - Regionals) |
| **2008** | 51-9 (.850) | 17-4 (2nd) | 6-2 (T-5th - WCWS) |
| **2009** | 45-11 (.804) | 16-5 (1st) | 4-2 (T-9th - Super Regionals) |
| **2010** | 50-11 (.820) | 14-7 (2nd) | 10-0 (1st - National Champions) |
| **2011** | 36-19 (.655) | 9-12 (T-6th) | 3-2 (T-17th - Regionals) |
| **2012** | 36-20 (.643) | 12-12 (T-4th) | 0-2 (T-17th - Regionals) |
| **2013** | 40-20 (.667) | 10-14 (T-5th) | 3-2 (T-17th - Regionals) |
| **2014** | 52-8 (.867) | 19-5 (2nd) | 4-2 (T-9th - Super Regionals) |
| **2015** | 51-12 (.810) | 19-5 (2nd) | 6-2 (T-5th - WCWS) |
| **2016** | 40-16-1 (.711) | 16-5-1 (2nd) | 5-3 (T-7th - WCWS) |
| **2017** | 48-15 (.762) | 16-8 (T-3rd) | 6-2 (T-5th - WCWS) |
| **2018** | 58-7 (.892) | 20-4 (2nd) | 8-3 (3rd - WCWS) |
| **2019** | 46-5 | 20-4 (T-1st) | 0-0 |
| **TOTALS** | **590-171-1 (.775)** | **200-94-1 (.680)** | **56-24 (.700)** |

### #00 Rachel Garcia

| Season Highs | Category | Career Highs |
|---|---|---|
| 4, 15 Times (last vs. Arizona, 5/9) | **At-Bats** | 5, Three Times (last vs. CSF, 5/19/18) |
| 3, at Washington (3/17) | **Runs Scored** | 3, vs. SJSU (3/9/18) & at UW (3/17/19) |
| 4, vs. Florida (2/27) & at Washington (3/17) | **Hits** | 4, Four Times (last at Washington, 3/17/19) |
| 6, at Washington (3/17) | **Runs Batted In** | 6, at Washington (3/17/19) |
| 2, vs. Liberty (3/9) | **Doubles** | 2, Three Times (last vs. Liberty, 3/9/19) |
| 1, vs. Florida (2/27) | **Triples** | 1, vs. Florida (2/27/19) |
| 1, Eight Times (last vs. Utah, 4/27) | **Home Runs** | 2, at Arizona (4/13/18) |
| 9, vs. Florida (2/27) | **Total Bases** | 9, vs. Florida (2/27/19) |
| 2, Four Times (last at Arizona State, 4/7) | **Walks** | 3, vs. Texas (3/12/17) & at Ariz. (4/15/18) |
| -- | **Sacrifice Hits** | 1, Three Times (last at LBSU, 3/11/18) |
| 1, Three Times (last vs. California, 3/29) | **Sacrifice Flies** | 1, Nine Times (last vs. Cal, 3/29/19) |
| 1, vs. Oregon (4/14) | **Hit by Pitches** | 1, vs. AZ (5/25/18) & vs. ORE (4/14/19) |
| | | |
| 8.0, vs. California (3/29) | **Innings Pitched** | 11.0, vs. Ole Miss (5/25/17) |
| 15, Three Times (last vs. Arizona, 5/9) | **Strikeouts** | 18, vs. Oklahoma State (4/28/18) |

### #3 Briana Perez

| Season Highs | Category | Career Highs |
|---|---|---|
| 5, vs. Boston (3/10) | **At-Bats** | 5, Five Times (last vs. Boston, 3/10/19) |
| 3, Four Times (last at Oregon St., 4/18) | **Runs Scored** | 3, Six Times (last at OSU, 4/18/19) |
| 4, vs. Boston (3/10) | **Hits** | 4, vs. Boston (3/10/19) |
| 5, vs. Boston (3/10) | **Runs Batted In** | 5, vs. Boston (3/10/19) |
| 1, 10 Times (last at Stanford, 5/5) | **Doubles** | 2, vs. Cal Poly (2/10/18) |
| 1, vs. Florida (2/27) and at CSUN (3/24) | **Triples** | 2, at Utah (3/30/18) |
| 1, Five Times (last vs. Utah, 4/28) | **Home Runs** | 1, 11 Times (last vs. Utah, 4/28/19) |
| 7, vs. Boston (3/10) | **Total Bases** | 7, at Utah (3/30/18) & vs. BOS (3/10/19) |
| 1, 12 Times (last vs. Arizona, 5/10) | **Walks** | 1, 24 Times (last vs. Arizona, 5/10/19) |
| 1, Four Times (last at Stanford, 5/3) | **Sacrifice Hits** | 1, Eight Times (last vs. Cal, 3/29/19) |
| 1, Three Times (last vs. Oregon, 4/14) | **Sacrifice Flies** | 1, Five Times (last vs. Oregon, 4/14/19) |
| 2, vs. SMC (3/24) and vs. Cal (3/31) | **Stolen Bases** | 2, v. SMC (3/24/19) & v. Cal (3/31/19) |
| 1, Three Times (last at OSU, 4/18) | **Hit by Pitches** | 2, vs. Syracuse (2/18/18) |

### #4 Holly Azevedo

| Season Highs | Category | Career Highs |
|---|---|---|
| 7.0, Three Times (last at OSU, 4/20) | **Innings Pitched** | 7.0, Eight Times (last at OSU, 4/20/19) |
| 8, vs. Florida (2/27) | **Strikeouts** | 8, vs. Florida (2/27/19) |

### #5 Julie Rodriguez

| Season Highs | Category | Career Highs |
|---|---|---|
| 3, Three Times (last vs. Michigan, 3/1) | **At-Bats** | 4, vs. Boston U. (3/10/18) |
| 2, vs. Nebraska (2/23) | **Runs Scored** | 2, v. MTSU (2/9/18) & v. NEB (2/23/19) |
| 2, vs. Nebraska (2/23) | **Hits** | 2, at USD (3/3/18) & vs. NEB (2/23/19) |
| 2, vs. Kentucky (2/23) | **Runs Batted In** | 3, at San Diego (3/3/18) |
| 1, vs. Nebraska (2/23) | **Doubles** | 1, v. Mich. St. (3/9/18) & v. NEB (2/23/19) |
| -- | **Triples** | 1, at Utah (3/31/18) |
| -- | **Home Runs** | 1, at San Diego (3/3/18) |
| 3, vs. Nebraska (2/23) | **Total Bases** | 5, at San Diego (3/3/18) |
| 1, vs. Robert Morris (3/8) | **Walks** | 2, vs. MTSU (2/9/18) & vs. SYR (2/18/18) |
| 1, vs. Colorado State (2/24) | **Sacrifice Flies** | 1, v. FSU (5/31/18) & v. CSU (2/24/19) |
| 1, vs. GSU (2/9) & at ASU (4/7) | **Hit by Pitches** | 1, vs. GSU (2/9/19) & at ASU (4/7/19) |

### #8 Megan Faraimo

| Category | Season/Career Highs |
|---|---|
| **Innings Pitched** | 7.0, Four Times (last vs. California, 3/31) |
| **Strikeouts** | 12, vs. Robert Morris (3/8) |

### #10 Malia Quarles

| Season Highs | Category | Career Highs |
|---|---|---|
| 3, vs. Utah (4/28) | **At-Bats** | 3, Three Times (last vs. Utah, 4/28/19) |
| 1, Three Times (last vs. Utah, 4/27) | **Runs Scored** | 1, Three Times (last vs. Utah, 4/27/19) |
| 2, vs. Utah (4/27 and 4/28) | **Hits** | 2, vs. Utah (4/27/19 and 4/28/19) |
| 4, vs. Oregon (4/14) | **Runs Batted In** | 4, vs. Oregon (4/14/19) |
| 1, at Long Beach State (3/10) | **Doubles** | 1, Three Times (last at LBSU, 3/10/19) |
| 1, Three Times (last vs. Utah, 4/27) | **Home Runs** | 1, Three Times (last vs. Utah, 4/27/19) |
| 5, vs. Utah (4/27) | **Total Bases** | 5, vs. Utah (4/27/19) |
| 1, Four Times (last vs. California, 3/31) | **Walks** | 1, Nine Times (last vs. California, 3/31/19) |
| 1, vs. Oregon (4/12) | **Sacrifice Flies** | 1, at LB (3/11/18) & vs. ORE (4/12/19) |
| 1, vs. Fresno (2/16) & vs. UK (2/23) | **Hit by Pitches** | 1, v. Fresno (2/16/19) & v. UK (2/23/19) |

### #12 Stevie Wisz

| Season Highs | Category | Career Highs |
|---|---|---|
| 1, at Arizona State (4/7) | **At-Bats** | 2, vs. Weber State (2/11/17) |
| 1, Four Times (last at Oregon St., 4/20) | **Runs Scored** | 1, 21 Times (last at OSU, 4/20/19) |
| -- | **Hits** | 1, vs. Weber State (2/11/17) |
| -- | **Total Bases** | 1, vs. Weber State (2/11/17) |
| -- | **Stolen Bases** | 1, at CSUN (4/26/17) |

### #14 Kelli Godin

| Category | Season/Career Highs |
|---|---|
| **At-Bats** | 4, Three Times (last at Oregon State, 4/18) |
| **Runs Scored** | 3, vs. Saint Mary's (3/24) |
| **Hits** | 3, at Washington (3/17) and at CSUN (3/24) |
| **Runs Batted In** | 3, vs. UC Riverside (2/17) and at CSUN (3/24) |
| **Doubles** | 1, Three Times (last at Arizona State, 4/7) |
| **Triples** | 1, at CSUN (3/24) |
| **Total Bases** | 5, at CSUN (3/24) |
| **Walks** | 2, vs. Cal State Fullerton (3/26) and at Oregon State (4/19) |
| **Sacrifice Hits** | 2, vs. Oregon (4/13) |
| **Stolen Bases** | 3, vs. Saint Mary's (2/9) and vs. Saint Mary's (3/24) |
| **Hit by Pitches** | 1, vs. Oregon (4/12) |

### #19 Colleen Sullivan

| Category | Season/Career Highs |
|---|---|
| **At-Bats** | 4, at Oregon State (4/19) |
| **Runs Scored** | 2, vs. Missouri (2/22) |
| **Hits** | 2, Four Times (last at Oregon State, 4/19) |
| **Runs Batted In** | 3, at Oregon State (4/19) |
| **Doubles** | 1, Four Times (last at Oregon State, 4/19) |
| **Home Runs** | 1, Five Times (last at Stanford, 5/5) |
| **Total Bases** | 6, at Hawaii (2/8) and at Oregon State (4/19) |
| **Walks** | 4, at Arizona State (4/6) |
| **Hit by Pitches** | 1, vs. Oregon (4/14) |

### #20 Anna Vines

| Category | Season/Career Highs |
|---|---|
| **At-Bats** | 3, Three Times (last vs. Saint Mary's, 3/24) |
| **Runs Scored** | 2, at CSUN (3/24) |
| **Hits** | 2, vs. Boston (3/10) |
| **Runs Batted In** | 1, vs. Nebraska (2/23) and at CSUN (3/24) |
| **Total Bases** | 2, vs. Boston (3/10) |
| **Walks** | 1, at CSUN (3/24) |
| **Sacrifice Hits** | 1, Three Times (last vs. Utah, 4/26) |
| **Stolen Bases** | 1, vs. Fresno State (2/16) |

### #21 Taylor Pack

| Season Highs | Category | Career Highs |
|---|---|---|
| 4, Seven Times (last at Stanford, 5/5) | **At-Bats** | 4, 13 Times (last at Stanford, 5/5/19) |
| 2, Four Times (last at Arizona State, 4/7) | **Runs Scored** | 2, Six Times (last at Arizona St., 4/7/19) |
| 3, at Arizona State (4/6) | **Hits** | 3, Four Times (last at Arizona State, 4/6/19) |
| 4, at Arizona State (4/5) | **Runs Batted In** | 4, vs. FSU (6/3/18) & at ASU (4/5/19) |
| 2, vs. Saint Mary's (2/9) and at ASU (4/6) | **Doubles** | 2, Three Times (last at Arizona St., 4/6/19) |
| -- | **Triples** | 1, vs. South Dakota (4/27/18) |
| 2, at Arizona State (4/5) | **Home Runs** | 2, at Arizona State (4/5/19) |
| 8, at Arizona State (4/5 and 4/6) | **Total Bases** | 8, at Arizona State (4/5/19 and 4/6/19) |
| 2, Four Times (last vs. Arizona, 5/9) | **Walks** | 2, Four Times (last vs. Arizona, 5/9/19) |
| -- | **Sacrifice Hits** | 1, vs. Oregon State (3/24/18) |
| -- | **Sacrifice Flies** | 1, vs. Fordham (2/15/18) |
| -- | **Stolen Bases** | 1, vs. Oregon State (3/24/18) |
| 1, at Washington (3/17) | **Hit by Pitches** | 1, Three Times (last at UW, 3/17/19) |

### #23 Aaliyah Jordan

| Season Highs | Category | Career Highs |
|---|---|---|
| 4, 15 Times (last at Oregon State, 4/19) | **At-Bats** | 5, at Utah (3/31/18) |
| 3, Four Times (last at Oregon St., 4/19) | **Runs Scored** | 3, Six Times (last at OSU, 4/19/19) |
| 3, Three Times (last vs. Utah, 4/28) | **Hits** | 4, at Long Beach State (3/11/18) |
| 4, vs. Robert Morris (3/8) | **Runs Batted In** | 4, Four Times (last vs. RMU, 3/8/19) |
| 3, vs. Liberty (3/9) | **Doubles** | 3, vs. Liberty (3/9/19) |
| -- | **Triples** | 1, Three Times (last v. Florida St., 5/31/18) |
| 2, at Arizona State (4/6) | **Home Runs** | 2, at Arizona State (4/6/19) |
| 9, at Arizona State (4/6) | **Total Bases** | 9, at Arizona State (4/6/19) |
| 2, at Washington (3/17) | **Walks** | 3, vs. UC Riverside (2/11/18) |
| -- | **Sacrifice Hits** | 1, at Oregon (3/18/18) |
| 1, at Oregon State (4/18) | **Sacrifice Flies** | 1, Six Times (last at OSU, 4/18/19) |
| 1, vs. UC Santa Barbara (3/25) | **Stolen Bases** | 1, Seven Times (last vs. UCSB, 3/25/19) |
| -- | **Hit by Pitches** | 1, vs. STAN (4/7/18) & vs. FLA (6/1/18) |

### #25 Paige Halstead

| Season Highs | Category | Career Highs |
|---|---|---|
| 4, at LBSU (3/10) and vs. Cal (3/31) | **At-Bats** | 5, at STAN (4/28/17) & vs. MISS (5/25/17) |
| 1, Five Times (last vs. Oregon, 4/13) | **Runs Scored** | 3, vs. Weber State (2/11/17) |
| 2, Five Times (last vs. Arizona, 5/11) | **Hits** | 3, Four Times (last at Washington, 4/1/17) |
| 3, vs. GSU (2/9) and at ASU (4/7) | **Runs Batted In** | 3, Eight Times (last at ASU, 4/7/19) |
| 2, at Arizona State (4/7) | **Doubles** | 2, v. Princeton (3/13/16) & at ASU (4/7/19) |
| -- | **Triples** | 1, Five Times (last at Utah, 3/29/18) |
| 1, vs. GSU (2/9) & at CSUN (3/24) | **Home Runs** | 1, 13 Times (last at CSUN, 3/24/19) |
| 6, vs. Georgia State (2/9) | **Total Bases** | 6, vs. UCD (2/19/17) & vs. GSU (2/9/19) |
| 1, Seven Times (last vs. Oregon, 4/14) | **Walks** | 2, vs. LSU (2/25/17) & at Utah (3/31/18) |
| -- | **Sacrifice Hits** | 1, Nine Times (last vs. MINN, 3/3/18) |
| -- | **Sacrifice Flies** | 1, Three Times (last vs. ND, 2/1/2/17) |
| 1, at ASU (4/6) and at OSU (4/20) | **Hit by Pitches** | 1, Nine Times (last at OSU, 4/20/19) |

### #27 Jacqui Prober

| Season Highs | Category | Career Highs |
|---|---|---|
| 4, vs. California (3/31) | **At-Bats** | 4, vs. California (3/31/19) |
| 1, Eight Times (last at Oregon St., 4/19) | **Runs Scored** | 2, vs. Weber State (2/11/17) |
| 2, at Oregon State (4/19) | **Hits** | 2, at Oregon State (4/19/19) |
| 1, Four Times (last at Oregon St., 4/19) | **Runs Batted In** | 2, vs. North Carolina State (2/23/17) |
| -- | **Doubles** | 1, vs. Cal Poly (2/11/18) |
| -- | **Home Runs** | 1, vs. South Carolina (3/5/17) |
| 2, at Oregon State (4/19) | **Total Bases** | 4, vs. South Carolina (3/5/17) |
| 1, vs. Robert Morris (3/8) | **Walks** | 1, Eight Times (last v. Robert Morris, 3/8/19) |
| 1, vs. Oregon (4/14) | **Sacrifice Hits** | 1, vs. UCF (3/2/18) & vs. ORE (4/14/19) |
| 1, vs. Georgia State (2/9) | **Sacrifice Flies** | 1, vs. Georgia State (2/9/19) |
| 1, vs. California (3/31) | **Stolen Bases** | 1, vs. California (3/31/19) |

### #33 Brianna Tautalafua

| Season Highs | Category | Career Highs |
|---|---|---|
| 4, Six Times (last at Stanford, 5/4) | **At-Bats** | 6, vs. Ole Miss (5/25/17) |
| 2, vs. Kentucky (2/23) | **Runs Scored** | 3, vs. Weber State (2/11/17) |
| 3, at Washington (3/17) | **Hits** | 4, vs. CSF (4/18/17) & vs. UCR (2/11/18) |
| 4, vs. Missouri (2/22) & at UW (3/17) | **Runs Batted In** | 7, vs. UC Riverside (2/11/18) |
| -- | **Doubles** | 1, 17 Times (last vs. Florida State, 6/3/18) |
| 1, vs. Missouri (2/22) | **Triples** | 1, vs. Missouri (2/22/19) |
| 1, Three Times (last vs. Arizona, 5/9) | **Home Runs** | 2, Four Times (last vs. UCR, 2/11/18) |
| 6, at Washington (3/17) | **Total Bases** | 10, v. CSF (4/18/17) & v. UCR (2/11/18) |
| 1, Seven Times (last at Stanford, 5/3) | **Walks** | 3, Three Times (last vs. Ohio St., 3/11/18) |
| -- | **Sacrifice Hits** | 2, vs. Kentucky (2/15/17) |
| 1, vs. Fresno (2/16) & vs. Boston (3/10) | **Sacrifice Flies** | 1, Four Times (last vs. Boston, 3/10/19) |
| -- | **Hit by Pitches** | 1, Four Times (last at LBSU, 3/11/18) |

### #37 Kinsley Washington

| Season Highs | Category | Career Highs |
|---|---|---|
| 4, Five Times (last at Oregon State, 4/18) | **At-Bats** | 4, Six Times (last at Oregon St., 4/18/19) |
| 2, Six Times (last vs. Utah, 4/28) | **Runs Scored** | 2, 13 Times (last vs. Utah, 4/28/19) |
| 2, Five Times (last vs. Arizona, 5/10) | **Hits** | 2, 16 Times (last vs. Arizona, 5/10/19) |
| 2, vs. UC Riverside (2/17) | **Runs Batted In** | 2, Three Times (last vs. UCR, 2/17/19) |
| 1, Seven Times (last vs. Utah, 4/27) | **Doubles** | 1, 14 Times (last vs. Utah, 4/27/19) |
| 1, Three Times (last vs. Saint Mary's, 3/24) | **Triples** | 1, Four Times (last vs. SMC, 3/24/19) |
| 1, at Arizona State (4/7) | **Home Runs** | 1, at Arizona State (4/7/19) |
| 5, at Arizona State (4/7) | **Total Bases** | 5, at Arizona State (4/7/19) |
| 1, Seven Times (last vs. Arizona, 5/11) | **Walks** | 2, vs. UCF (3/2/18) |
| 1, vs. California (3/29) | **Sacrifice Hits** | 1, vs. California (3/29/19) |
| -- | **Sacrifice Flies** | 1, at Utah (3/31/18) |
| 1, Seven Times (last vs. Arizona, 5/9) | **Stolen Bases** | 2, vs. UC Riverside (2/11/18) |
| 1, Four Times (last at Oregon St., 4/19) | **Hit by Pitches** | 1, Seven Times (last at OSU, 4/19/19) |

### #46 Zoe Shaw

| Season Highs | Category | Career Highs |
|---|---|---|
| 4, vs. Fresno State (2/7) | **At-Bats** | 4, Seven Times (last vs. Fresno, 2/7/19) |
| 2, at Arizona State (4/7) | **Runs Scored** | 3, Three Times (last at ASU, 5/12/17) |
| 2, Three Times (last at Arizona State, 4/7) | **Hits** | 3, vs. CAL (4/22/17) and at ASU (5/12/17) |
| 2, vs. Fresno (2/16) and vs. BYU (3/9) | **Runs Batted In** | 2, Seven Times (last vs. BYU, 3/9/19) |
| -- | **Doubles** | 1, 16 Times (last vs. CSUN, 4/3/18) |
| 1, vs. Fresno (2/16) and vs. BYU (3/9) | **Triples** | 1, Five Times (last vs. BYU, 3/9/19) |
| 3, vs. Fresno (2/16) and vs. BYU (3/9) | **Total Bases** | 4, at Arizona State (5/12/17) |
| 1, Seven Times (last at Oregon State, 4/18) | **Walks** | 2, Seven Times (last vs. OSU, 3/11/18) |
| 1, at Long Beach State (3/10) | **Sacrifice Hits** | 1, 14 Times (last at LBSU, 3/10/19) |
| -- | **Sacrifice Flies** | 1, vs. Oklahoma (2/27/16) |
| -- | **Stolen Bases** | 1, Seven Times (last v. Lehigh, 5/19/17) |
| -- | **Hit by Pitches** | 1, Three Times (last vs. CP, 2/10/18) |

### #48 Bubba Nickles

| Season Highs | Category | Career Highs |
|---|---|---|
| 5, vs. Boston (3/10) & at CSUN (3/24) | **At-Bats** | 5, Three Times (last at CSUN, 3/24/19) |
| 4, vs. Saint Mary's (2/9) | **Runs Scored** | 4, vs. Saint Mary's (2/9/19) |
| 3, Three Times (last at Oregon State, 4/19) | **Hits** | 4, vs. Grand Canyon (2/19/18) |
| 3, Six Times (last at Stanford, 5/4) | **Runs Batted In** | 3, 16 Times (last at Stanford, 5/4/19) |
| 2, vs. Utah (4/27) | **Doubles** | 2, Four Times (last vs. Utah, 4/27/19) |
| 1, vs. Missouri (2/22) | **Triples** | 1, Three Times (last vs. Missouri, 2/22/19) |
| 2, vs. UC Riverside (2/17) | **Home Runs** | 2, vs. Cal (4/23/17) & vs. UCR (2/17/19) |
| 8, vs. UC Riverside (2/17) | **Total Bases** | 8, vs. Cal (4/23/17) & vs. UCR (2/17/19) |
| 2, Five Times (last vs. Utah, 4/28) | **Walks** | 2, Six Times (last vs. Utah, 4/28/19) |
| -- | **Sacrifice Hits** | 2, vs. Cal State Fullerton (5/19/18) |
| 1, vs. GSU (2/9) & vs. Oregon (4/13) | **Sacrifice Flies** | 1, Six Times (last vs. Oregon, 4/13/19) |
| 1, Six Times (last vs. Utah, 4/28) | **Stolen Bases** | 1, 10 Times (last vs. Utah, 4/28/19) |
| 1, Four Times (last at Washington, 3/17) | **Hit by Pitches** | 1, 16 Times (last at UW, 3/17/19) |



# Individual Career History

## Azevedo, Holly

| Year | avg | gp-gs | ab | r | h | 2b | 3b | hr | rbi | tb | slg% | bb | hbp | so | gdp | ob% | sf | sh | sb-att | po | a | e | fld% |
|---|---|---|---|---|---|---|---|---|---|---|---|---|---|---|---|---|---|---|---|---|---|---|---|
| 2018 | .000 | 2-1 | 0 | 0 | 0 | 0 | 0 | 0 | 0 | 0 | .000 | 0 | 0 | 0 | 0 | .000 | 0 | 0 | 0-0 | 1 | 23 | 2 | .923 |
| 2019 | .000 | 0-0 | 0 | 0 | 0 | 0 | 0 | 0 | 0 | 0 | .000 | 0 | 0 | 0 | 0 | .000 | 0 | 0 | 0-0 | 4 | 13 | 1 | .944 |
| TOTAL | .000 | 2-1 | 0 | 0 | 0 | 0 | 0 | 0 | 0 | 0 | .000 | 0 | 0 | 0 | 0 | .000 | 0 | 0 | 0-0 | 5 | 36 | 3 | .932 |

| Year | era | w-l | app | gs | cg | sho | sv | ip | h | r | er | bb | so | 2b | 3b | hr | bf | bavg | wp | hbp | bk | sfa | sha |
|---|---|---|---|---|---|---|---|---|---|---|---|---|---|---|---|---|---|---|---|---|---|---|---|
| 2018 | 2.18 | 15-0 | 30 | 19 | 10 | 2/4 | 0 | 115.2 | 99 | 47 | 36 | 45 | 88 | 20 | 3 | 6 | 507 | .223 | 11 | 10 | 0 | 2 | 7 |
| 2019 | 2.10 | 11-1 | 25 | 16 | 7 | 3/3 | 1 | 86.2 | 62 | 28 | 26 | 22 | 69 | 9 | 2 | 10 | 344 | .199 | 3 | 8 | 0 | 0 | 3 |
| TOTAL | 2.14 | 26-1 | 55 | 35 | 17 | 5/7 | 1 | 202.1 | 161 | 75 | 62 | 67 | 157 | 29 | 5 | 16 | 851 | .214 | 14 | 18 | 0 | 2 | 10 |

## Blodgett, Danae

| Year | avg | gp-gs | ab | r | h | 2b | 3b | hr | rbi | tb | slg% | bb | hbp | so | gdp | ob% | sf | sh | sb-att | po | a | e | fld% |
|---|---|---|---|---|---|---|---|---|---|---|---|---|---|---|---|---|---|---|---|---|---|---|---|
| 2017 | .000 | 1-0 | 0 | 0 | 0 | 0 | 0 | 0 | 0 | 0 | .000 | 0 | 0 | 0 | 0 | .000 | 0 | 0 | 0-0 | 0 | 0 | 0 | .000 |
| 2019 | .000 | 26-0 | 0 | 10 | 0 | 0 | 0 | 0 | 0 | 0 | .000 | 0 | 0 | 0 | 0 | .000 | 0 | 0 | 1-1 | 0 | 0 | 0 | .000 |
| TOTAL | .000 | 27-0 | 0 | 10 | 0 | 0 | 0 | 0 | 0 | 0 | .000 | 0 | 0 | 0 | 0 | .000 | 0 | 0 | 1-1 | 0 | 0 | 0 | .000 |

## Faraimo, Megan

| Year | avg | gp-gs | ab | r | h | 2b | 3b | hr | rbi | tb | slg% | bb | hbp | so | gdp | ob% | sf | sh | sb-att | po | a | e | fld% |
|---|---|---|---|---|---|---|---|---|---|---|---|---|---|---|---|---|---|---|---|---|---|---|---|
| 2019 | .000 | 0-0 | 0 | 0 | 0 | 0 | 0 | 0 | 0 | 0 | .000 | 0 | 0 | 0 | 0 | .000 | 0 | 0 | 0-0 | 3 | 16 | 1 | .950 |
| TOTAL | .000 | 0-0 | 0 | 0 | 0 | 0 | 0 | 0 | 0 | 0 | .000 | 0 | 0 | 0 | 0 | .000 | 0 | 0 | 0-0 | 3 | 16 | 1 | .950 |

| Year | era | w-l | app | gs | cg | sho | sv | ip | h | r | er | bb | so | 2b | 3b | hr | bf | bavg | wp | hbp | bk | sfa | sha |
|---|---|---|---|---|---|---|---|---|---|---|---|---|---|---|---|---|---|---|---|---|---|---|---|
| 2019 | 1.31 | 15-3 | 23 | 19 | 11 | 6/2 | 0 | 107.0 | 62 | 25 | 20 | 23 | 134 | 10 | 2 | 8 | 423 | .159 | 0 | 6 | 0 | 0 | 3 |
| TOTAL | 1.31 | 15-3 | 23 | 19 | 11 | 6/2 | 0 | 107.0 | 62 | 25 | 20 | 23 | 134 | 10 | 2 | 8 | 423 | .159 | 0 | 6 | 0 | 0 | 3 |

## Garcia, Rachel

| Year | avg | gp-gs | ab | r | h | 2b | 3b | hr | rbi | tb | slg% | bb | hbp | so | gdp | ob% | sf | sh | sb-att | po | a | e | fld% |
|---|---|---|---|---|---|---|---|---|---|---|---|---|---|---|---|---|---|---|---|---|---|---|---|
| 2017 | .325 | 60-60 | 169 | 17 | 55 | 12 | 0 | 8 | 29 | 91 | .538 | 21 | 0 | 14 | 3 | .400 | 0 | 2 | 0-0 | 11 | 24 | 0 | 1.000 |
| 2018 | .339 | 60-60 | 174 | 29 | 59 | 6 | 0 | 11 | 54 | 98 | .563 | 23 | 1 | 26 | 3 | .407 | 6 | 1 | 0-0 | 17 | 26 | 0 | 1.000 |
| 2019 | .352 | 50-50 | 142 | 30 | 50 | 9 | 1 | 8 | 41 | 85 | .599 | 27 | 1 | 15 | 0 | .451 | 3 | 0 | 0-0 | 96 | 21 | 3 | .975 |
| TOTAL | .338 | 170-170 | 485 | 76 | 164 | 27 | 1 | 27 | 124 | 274 | .565 | 71 | 2 | 55 | 6 | .418 | 9 | 3 | 0-0 | 124 | 71 | 3 | .985 |

| Year | era | w-l | app | gs | cg | sho | sv | ip | h | r | er | bb | so | 2b | 3b | hr | bf | bavg | wp | hbp | bk | sfa | sha |
|---|---|---|---|---|---|---|---|---|---|---|---|---|---|---|---|---|---|---|---|---|---|---|---|
| 2017 | 1.87 | 23-9 | 45 | 25 | 14 | 5/8 | 3 | 202.2 | 152 | 69 | 54 | 52 | 212 | 22 | 1 | 16 | 835 | .203 | 8 | 20 | 0 | 0 | 13 |
| 2018 | 1.31 | 29-4 | 39 | 27 | 21 | 9/2 | 2 | 208.0 | 104 | 48 | 39 | 48 | 315 | 22 | 1 | 11 | 814 | .143 | 4 | 28 | 0 | 2 | 9 |
| 2019 | 0.98 | 20-1 | 25 | 16 | 13 | 6/1 | 3 | 136.1 | 78 | 26 | 19 | 26 | 207 | 13 | 1 | 7 | 539 | .160 | 5 | 21 | 0 | 1 | 3 |
| TOTAL | 1.43 | 72-14 | 109 | 68 | 48 | 20/11 | 8 | 547.0 | 334 | 143 | 112 | 126 | 734 | 57 | 3 | 34 | 2188 | .170 | 17 | 69 | 0 | 3 | 25 |

## Godin, Kelli

| Year | avg | gp-gs | ab | r | h | 2b | 3b | hr | rbi | tb | slg% | bb | hbp | so | gdp | ob% | sf | sh | sb-att | po | a | e | fld% |
|---|---|---|---|---|---|---|---|---|---|---|---|---|---|---|---|---|---|---|---|---|---|---|---|
| 2019 | .426 | 48-47 | 108 | 38 | 46 | 3 | 1 | 0 | 12 | 51 | .472 | 11 | 1 | 26 | 0 | .483 | 0 | 6 | 22-24 | 55 | 9 | 1 | .985 |
| TOTAL | .426 | 48-47 | 108 | 38 | 46 | 3 | 1 | 0 | 12 | 51 | .472 | 11 | 1 | 26 | 0 | .483 | 0 | 6 | 22-24 | 55 | 9 | 1 | .985 |

# Individual Career History

## Halstead, Paige

| Year | avg | gp-gs | ab | r | h | 2b | 3b | hr | rbi | tb | slg% | bb | hbp | so | gdp | ob% | sf | sh | sb-att | po | a | e | fld% |
|---|---|---|---|---|---|---|---|---|---|---|---|---|---|---|---|---|---|---|---|---|---|---|---|
| 2016 | .289 | 57-57 | 166 | 18 | 48 | 8 | 2 | 4 | 28 | 72 | .434 | 10 | 3 | 22 | 3 | .337 | 2 | 2 | 0-0 | 117 | 12 | 3 | .977 |
| 2017 | .277 | 63-63 | 184 | 24 | 51 | 4 | 1 | 6 | 21 | 75 | .408 | 12 | 3 | 29 | 2 | .330 | 1 | 6 | 0-1 | 295 | 18 | 4 | .987 |
| 2018 | .202 | 48-42 | 89 | 7 | 18 | 2 | 2 | 1 | 10 | 27 | .303 | 14 | 1 | 28 | 0 | .317 | 0 | 1 | 0-0 | 314 | 12 | 4 | .988 |
| 2019 | .316 | 34-23 | 57 | 5 | 18 | 5 | 0 | 2 | 12 | 29 | .509 | 7 | 2 | 13 | 0 | .409 | 0 | 0 | 0-0 | 191 | 13 | 1 | .995 |
| TOTAL | .272 | 202-185 | 496 | 54 | 135 | 19 | 5 | 13 | 71 | 203 | .409 | 43 | 9 | 92 | 5 | .339 | 3 | 9 | 0-1 | 917 | 55 | 12 | .988 |

## Jordan, Aaliyah

| Year | avg | gp-gs | ab | r | h | 2b | 3b | hr | rbi | tb | slg% | bb | hbp | so | gdp | ob% | sf | sh | sb-att | po | a | e | fld% |
|---|---|---|---|---|---|---|---|---|---|---|---|---|---|---|---|---|---|---|---|---|---|---|---|
| 2018 | .429 | 65-65 | 196 | 56 | 84 | 15 | 3 | 12 | 67 | 141 | .719 | 27 | 2 | 31 | 3 | .491 | 5 | 1 | 6-8 | 50 | 2 | 2 | .963 |
| 2019 | .378 | 50-50 | 148 | 33 | 56 | 18 | 0 | 9 | 49 | 101 | .682 | 19 | 0 | 24 | 0 | .446 | 1 | 0 | 1-1 | 3 | 0 | 0 | 1.000 |
| TOTAL | .407 | 115-115 | 344 | 89 | 140 | 33 | 3 | 21 | 116 | 242 | .703 | 46 | 2 | 55 | 3 | .472 | 6 | 1 | 7-9 | 53 | 2 | 2 | .965 |

## Nickles, Bubba

| Year | avg | gp-gs | ab | r | h | 2b | 3b | hr | rbi | tb | slg% | bb | hbp | so | gdp | ob% | sf | sh | sb-att | po | a | e | fld% |
|---|---|---|---|---|---|---|---|---|---|---|---|---|---|---|---|---|---|---|---|---|---|---|---|
| 2017 | .282 | 63-63 | 188 | 36 | 53 | 10 | 0 | 10 | 35 | 93 | .495 | 10 | 6 | 19 | 1 | .335 | 2 | 1 | 4-4 | 62 | 61 | 4 | .969 |
| 2018 | .413 | 65-65 | 184 | 36 | 76 | 14 | 2 | 10 | 52 | 124 | .674 | 19 | 6 | 15 | 1 | .479 | 2 | 7 | 0-1 | 51 | 2 | 0 | 1.000 |
| 2019 | .402 | 51-51 | 169 | 53 | 68 | 7 | 1 | 14 | 58 | 119 | .704 | 20 | 4 | 16 | 0 | .472 | 2 | 0 | 6-6 | 55 | 3 | 1 | .983 |
| TOTAL | .364 | 179-179 | 541 | 125 | 197 | 31 | 3 | 34 | 145 | 336 | .621 | 49 | 16 | 50 | 2 | .428 | 6 | 8 | 10-11 | 168 | 66 | 5 | .979 |

## Pack, Taylor

| Year | avg | gp-gs | ab | r | h | 2b | 3b | hr | rbi | tb | slg% | bb | hbp | so | gdp | ob% | sf | sh | sb-att | po | a | e | fld% |
|---|---|---|---|---|---|---|---|---|---|---|---|---|---|---|---|---|---|---|---|---|---|---|---|
| 2016 | .154 | 17-12 | 39 | 1 | 6 | 2 | 0 | 0 | 6 | 8 | .205 | 3 | 1 | 13 | 0 | .233 | 0 | 0 | 0-0 | 67 | 1 | 1 | .986 |
| 2017 | .000 | 1-0 | 1 | 0 | 0 | 0 | 0 | 0 | 0 | 0 | .000 | 0 | 0 | 0 | 0 | .000 | 0 | 0 | 0-0 | 0 | 0 | 0 | .000 |
| 2018 | .330 | 50-34 | 112 | 20 | 37 | 7 | 1 | 4 | 23 | 58 | .518 | 5 | 1 | 9 | 1 | .361 | 1 | 1 | 1-1 | 176 | 10 | 3 | .984 |
| 2019 | .383 | 48-47 | 128 | 26 | 49 | 13 | 0 | 10 | 43 | 92 | .719 | 20 | 1 | 13 | 3 | .470 | 0 | 0 | 0-0 | 98 | 19 | 1 | .992 |
| TOTAL | .329 | 116-93 | 280 | 47 | 92 | 22 | 1 | 14 | 72 | 158 | .564 | 28 | 3 | 35 | 4 | .394 | 1 | 1 | 1-1 | 341 | 30 | 5 | .987 |

## Perez, Briana

| Year | avg | gp-gs | ab | r | h | 2b | 3b | hr | rbi | tb | slg% | bb | hbp | so | gdp | ob% | sf | sh | sb-att | po | a | e | fld% |
|---|---|---|---|---|---|---|---|---|---|---|---|---|---|---|---|---|---|---|---|---|---|---|---|
| 2018 | .386 | 62-62 | 210 | 61 | 81 | 12 | 3 | 6 | 41 | 117 | .557 | 12 | 7 | 25 | 1 | .433 | 2 | 5 | 11-13 | 103 | 109 | 15 | .934 |
| 2019 | .384 | 50-50 | 172 | 57 | 66 | 10 | 2 | 5 | 39 | 95 | .552 | 12 | 3 | 12 | 1 | .426 | 3 | 4 | 18-18 | 73 | 69 | 12 | .922 |
| TOTAL | .385 | 112-112 | 382 | 118 | 147 | 22 | 5 | 11 | 80 | 212 | .555 | 24 | 10 | 37 | 2 | .430 | 5 | 9 | 29-31 | 176 | 178 | 27 | .929 |

## Prober, Jacqui

| Year | avg | gp-gs | ab | r | h | 2b | 3b | hr | rbi | tb | slg% | bb | hbp | so | gdp | ob% | sf | sh | sb-att | po | a | e | fld% |
|---|---|---|---|---|---|---|---|---|---|---|---|---|---|---|---|---|---|---|---|---|---|---|---|
| 2017 | .130 | 21-5 | 23 | 6 | 3 | 0 | 0 | 1 | 4 | 6 | .261 | 5 | 0 | 9 | 0 | .276 | 1 | 0 | 0-0 | 7 | 0 | 0 | 1.000 |
| 2018 | .154 | 35-1 | 13 | 4 | 2 | 1 | 0 | 0 | 1 | 3 | .231 | 2 | 0 | 6 | 0 | .267 | 0 | 1 | 0-0 | 8 | 0 | 0 | 1.000 |
| 2019 | .241 | 36-8 | 29 | 8 | 7 | 0 | 0 | 0 | 4 | 7 | .241 | 1 | 0 | 3 | 0 | .258 | 1 | 1 | 1-1 | 12 | 0 | 0 | 1.000 |
| TOTAL | .185 | 92-14 | 65 | 18 | 12 | 1 | 0 | 1 | 9 | 16 | .246 | 8 | 0 | 18 | 0 | .267 | 2 | 2 | 1-1 | 27 | 0 | 0 | 1.000 |

## Quarles, Malia

| Year | avg | gp-gs | ab | r | h | 2b | 3b | hr | rbi | tb | slg% | bb | hbp | so | gdp | ob% | sf | sh | sb-att | po | a | e | fld% |
|---|---|---|---|---|---|---|---|---|---|---|---|---|---|---|---|---|---|---|---|---|---|---|---|
| 2018 | .192 | 25-2 | 26 | 0 | 5 | 2 | 0 | 0 | 8 | 7 | .269 | 5 | 0 | 6 | 1 | .313 | 1 | 0 | 0-0 | 0 | 0 | 0 | .000 |
| 2019 | .367 | 32-4 | 30 | 3 | 11 | 1 | 0 | 3 | 16 | 21 | .700 | 4 | 2 | 7 | 1 | .459 | 1 | 0 | 0-0 | 0 | 0 | 0 | .000 |
| TOTAL | .286 | 57-6 | 56 | 3 | 16 | 3 | 0 | 3 | 24 | 28 | .500 | 9 | 2 | 13 | 2 | .391 | 2 | 0 | 0-0 | 0 | 0 | 0 | .000 |

# Individual Career History

## Rodriguez, Julie

| Year | avg | gp-gs | ab | r | h | 2b | 3b | hr | rbi | tb | slg% | bb | hbp | so | gdp | ob% | sf | sh | sb-att | po | a | e | fld% |
|---|---|---|---|---|---|---|---|---|---|---|---|---|---|---|---|---|---|---|---|---|---|---|---|
| 2018 | .167 | 26-10 | 36 | 7 | 6 | 1 | 1 | 1 | 10 | 12 | .333 | 7 | 0 | 8 | 0 | .295 | 1 | 0 | 0-0 | 6 | 0 | 0 | 1.000 |
| 2019 | .188 | 23-8 | 32 | 6 | 6 | 1 | 0 | 0 | 4 | 7 | .219 | 1 | 2 | 4 | 0 | .250 | 1 | 0 | 0-0 | 5 | 0 | 0 | 1.000 |
| TOTAL | .176 | 49-18 | 68 | 13 | 12 | 2 | 1 | 1 | 14 | 19 | .279 | 8 | 2 | 12 | 0 | .275 | 2 | 0 | 0-0 | 11 | 0 | 0 | 1.000 |

## Shaw, Zoe

| Year | avg | gp-gs | ab | r | h | 2b | 3b | hr | rbi | tb | slg% | bb | hbp | so | gdp | ob% | sf | sh | sb-att | po | a | e | fld% |
|---|---|---|---|---|---|---|---|---|---|---|---|---|---|---|---|---|---|---|---|---|---|---|---|
| 2016 | .224 | 53-47 | 116 | 31 | 26 | 7 | 1 | 0 | 10 | 35 | .302 | 18 | 0 | 25 | 0 | .326 | 1 | 3 | 4-5 | 38 | 3 | 1 | .976 |
| 2017 | .326 | 63-63 | 144 | 34 | 47 | 8 | 1 | 0 | 10 | 57 | .396 | 22 | 2 | 19 | 0 | .423 | 0 | 9 | 3-3 | 51 | 4 | 4 | .932 |
| 2018 | .309 | 60-42 | 55 | 19 | 17 | 1 | 1 | 0 | 6 | 20 | .364 | 10 | 1 | 15 | 0 | .424 | 0 | 1 | 0-0 | 28 | 3 | 1 | .969 |
| 2019 | .368 | 35-13 | 38 | 11 | 14 | 0 | 2 | 0 | 6 | 18 | .474 | 7 | 0 | 12 | 0 | .467 | 0 | 1 | 0-0 | 13 | 0 | 1 | .929 |
| TOTAL | .295 | 211-165 | 353 | 95 | 104 | 16 | 5 | 0 | 32 | 130 | .368 | 57 | 3 | 71 | 0 | .396 | 1 | 14 | 7-8 | 130 | 10 | 7 | .952 |

## Skibitzki, Maddie

| Year | avg | gp-gs | ab | r | h | 2b | 3b | hr | rbi | tb | slg% | bb | hbp | so | gdp | ob% | sf | sh | sb-att | po | a | e | fld% |
|---|---|---|---|---|---|---|---|---|---|---|---|---|---|---|---|---|---|---|---|---|---|---|---|
| 2019 | .000 | 2-0 | 0 | 1 | 0 | 0 | 0 | 0 | 0 | 0 | .000 | 0 | 0 | 0 | 0 | .000 | 0 | 0 | 0-0 | 0 | 0 | 0 | .000 |
| TOTAL | .000 | 2-0 | 0 | 1 | 0 | 0 | 0 | 0 | 0 | 0 | .000 | 0 | 0 | 0 | 0 | .000 | 0 | 0 | 0-0 | 0 | 0 | 0 | .000 |

## Snow, Alana

| Year | avg | gp-gs | ab | r | h | 2b | 3b | hr | rbi | tb | slg% | bb | hbp | so | gdp | ob% | sf | sh | sb-att | po | a | e | fld% |
|---|---|---|---|---|---|---|---|---|---|---|---|---|---|---|---|---|---|---|---|---|---|---|---|
| 2018 | .000 | 1-0 | 0 | 0 | 0 | 0 | 0 | 0 | 0 | 0 | .000 | 0 | 0 | 0 | 0 | .000 | 0 | 0 | 0-0 | 0 | 0 | 0 | .000 |
| 2019 | .000 | 17-0 | 0 | 4 | 0 | 0 | 0 | 0 | 0 | 0 | .000 | 0 | 0 | 0 | 0 | .000 | 0 | 0 | 0-0 | 0 | 1 | 0 | 1.000 |
| TOTAL | .000 | 18-0 | 0 | 4 | 0 | 0 | 0 | 0 | 0 | 0 | .000 | 0 | 0 | 0 | 0 | .000 | 0 | 0 | 0-0 | 0 | 1 | 0 | 1.000 |

## Sullivan, Colleen

| Year | avg | gp-gs | ab | r | h | 2b | 3b | hr | rbi | tb | slg% | bb | hbp | so | gdp | ob% | sf | sh | sb-att | po | a | e | fld% |
|---|---|---|---|---|---|---|---|---|---|---|---|---|---|---|---|---|---|---|---|---|---|---|---|
| 2019 | .247 | 41-26 | 73 | 14 | 18 | 4 | 0 | 5 | 12 | 37 | .507 | 24 | 1 | 16 | 1 | .439 | 0 | 0 | 0-0 | 207 | 11 | 2 | .991 |
| TOTAL | .247 | 41-26 | 73 | 14 | 18 | 4 | 0 | 5 | 12 | 37 | .507 | 24 | 1 | 16 | 1 | .439 | 0 | 0 | 0-0 | 207 | 11 | 2 | .991 |

## Tautalafua, Brianna

| Year | avg | gp-gs | ab | r | h | 2b | 3b | hr | rbi | tb | slg% | bb | hbp | so | gdp | ob% | sf | sh | sb-att | po | a | e | fld% |
|---|---|---|---|---|---|---|---|---|---|---|---|---|---|---|---|---|---|---|---|---|---|---|---|
| 2016 | .278 | 36-36 | 97 | 12 | 27 | 1 | 0 | 7 | 21 | 49 | .505 | 16 | 1 | 21 | 2 | .383 | 1 | 3 | 0-1 | 243 | 17 | 7 | .974 |
| 2017 | .335 | 63-63 | 185 | 30 | 62 | 12 | 0 | 16 | 52 | 122 | .659 | 16 | 2 | 36 | 1 | .392 | 1 | 7 | 0-0 | 218 | 51 | 15 | .947 |
| 2018 | .262 | 65-65 | 183 | 19 | 48 | 4 | 0 | 8 | 35 | 76 | .415 | 26 | 1 | 36 | 3 | .357 | 0 | 2 | 0-0 | 54 | 72 | 9 | .933 |
| 2019 | .213 | 34-31 | 89 | 8 | 19 | 0 | 1 | 3 | 19 | 30 | .337 | 7 | 0 | 19 | 1 | .265 | 2 | 0 | 0-0 | 23 | 32 | 3 | .948 |
| TOTAL | .282 | 198-195 | 554 | 69 | 156 | 17 | 1 | 34 | 127 | 277 | .500 | 65 | 4 | 112 | 7 | .359 | 4 | 12 | 0-1 | 538 | 172 | 34 | .954 |

## Vines, Anna

| Year | avg | gp-gs | ab | r | h | 2b | 3b | hr | rbi | tb | slg% | bb | hbp | so | gdp | ob% | sf | sh | sb-att | po | a | e | fld% |
|---|---|---|---|---|---|---|---|---|---|---|---|---|---|---|---|---|---|---|---|---|---|---|---|
| 2019 | .290 | 41-17 | 31 | 13 | 9 | 0 | 0 | 0 | 2 | 9 | .290 | 1 | 0 | 1 | 0 | .313 | 0 | 3 | 1-3 | 27 | 25 | 2 | .963 |
| TOTAL | .290 | 41-17 | 31 | 13 | 9 | 0 | 0 | 0 | 2 | 9 | .290 | 1 | 0 | 1 | 0 | .313 | 0 | 3 | 1-3 | 27 | 25 | 2 | .963 |

# Individual Career History

## Washington, Kinsley

| Year | avg | gp-gs | ab | r | h | 2b | 3b | hr | rbi | tb | slg% | bb | hbp | so | gdp | ob% | sf | sh | sb-att | po | a | e | fld% |
|---|---|---|---|---|---|---|---|---|---|---|---|---|---|---|---|---|---|---|---|---|---|---|---|
| 2018 | .328 | 62-61 | 137 | 35 | 45 | 7 | 1 | 0 | 10 | 54 | .394 | 14 | 3 | 22 | 1 | .400 | 1 | 0 | 7-8 | 255 | 19 | 9 | .968 |
| 2019 | .289 | 51-50 | 135 | 32 | 39 | 7 | 3 | 1 | 12 | 55 | .407 | 7 | 4 | 23 | 0 | .342 | 0 | 1 | 7-8 | 123 | 47 | 6 | .966 |
| TOTAL | .309 | 113-111 | 272 | 67 | 84 | 14 | 4 | 1 | 22 | 109 | .401 | 21 | 7 | 45 | 1 | .372 | 1 | 1 | 14-16 | 378 | 66 | 15 | .967 |

## Wisz, Stevie

| Year | avg | gp-gs | ab | r | h | 2b | 3b | hr | rbi | tb | slg% | bb | hbp | so | gdp | ob% | sf | sh | sb-att | po | a | e | fld% |
|---|---|---|---|---|---|---|---|---|---|---|---|---|---|---|---|---|---|---|---|---|---|---|---|
| 2016 | .000 | 10-0 | 0 | 4 | 0 | 0 | 0 | 0 | 0 | 0 | .000 | 0 | 0 | 0 | 0 | .000 | 0 | 0 | 0-0 | 0 | 0 | 0 | .000 |
| 2017 | .500 | 14-2 | 2 | 5 | 1 | 0 | 0 | 0 | 0 | 1 | .500 | 0 | 0 | 1 | 0 | .500 | 0 | 0 | 1-1 | 1 | 0 | 0 | 1.000 |
| 2018 | .000 | 30-1 | 1 | 8 | 0 | 0 | 0 | 0 | 0 | 0 | .000 | 0 | 0 | 1 | 0 | .000 | 0 | 0 | 0-0 | 6 | 0 | 0 | 1.000 |
| 2019 | .000 | 25-0 | 1 | 4 | 0 | 0 | 0 | 0 | 0 | 0 | .000 | 0 | 0 | 0 | 0 | .000 | 0 | 0 | 0-0 | 2 | 0 | 0 | 1.000 |
| TOTAL | .250 | 79-3 | 4 | 21 | 1 | 0 | 0 | 0 | 0 | 1 | .250 | 0 | 0 | 2 | 0 | .250 | 0 | 0 | 1-1 | 9 | 0 | 0 | 1.000 |

## #4 Azevedo, Holly - 25 appearances (All games)

| Date | Opponent | GS | IP | H | R | ER | BB | SO | 2B | 3B | HR | WP | BK | HBP | IBB | Score | W-L | Sv | ERA | NP |
|---|---|---|---|---|---|---|---|---|---|---|---|---|---|---|---|---|---|---|---|---|
| Feb 07 | vs Fresno State | * | 7.0 | 3 | 2 | 2 | 2 | 7 | 0 | 0 | 1 | 1 | 0 | 0 | 0 | 8-2 | 1-0 | 0 | 2.00 | 109 |
| Feb 09 | vs Georgia State | * | 4.0 | 3 | 1 | 1 | 1 | 3 | 0 | 0 | 0 | 0 | 0 | 1 | 0 | 9-1 | 2-0 | 0 | 1.91 | 64 |
| Feb 09 | vs Saint Mary's | | 1.0 | 0 | 0 | 0 | 0 | 2 | 0 | 0 | 0 | 0 | 0 | 0 | 0 | 13-1 | 2-0 | 0 | 1.75 | 15 |
| Feb 17 | UC RIVERSIDE | * | 5.0 | 3 | 3 | 3 | 1 | 6 | 1 | 0 | 1 | 0 | 0 | 1 | 0 | 17-3 | 3-0 | 0 | 2.47 | 79 |
| Feb 23 | vs Nebraska | * | 6.0 | 3 | 1 | 1 | 2 | 5 | 2 | 0 | 1 | 0 | 0 | 1 | 0 | 9-1 | 4-0 | 0 | 2.13 | 95 |
| Feb 27 | vs Florida | * | 5.0 | 6 | 1 | 1 | 2 | 8 | 2 | 0 | 0 | 1 | 0 | 0 | 0 | 7-1 | 5-0 | 0 | 2.00 | 103 |
| Mar 01 | vs Michigan | | 0.2 | 0 | 0 | 0 | 0 | 1 | 0 | 0 | 0 | 0 | 0 | 0 | 0 | 1-3 | 5-0 | 0 | 1.95 | 9 |
| Mar 03 | vs UConn | * | 5.0 | 1 | 0 | 0 | 0 | 3 | 0 | 0 | 0 | 0 | 0 | 0 | 0 | 4-0 | 6-0 | 0 | 1.66 | 57 |
| Mar 09 | LIBERTY | * | 2.1 | 4 | 2 | 1 | 1 | 0 | 1 | 0 | 0 | 0 | 0 | 0 | 0 | 4-3 | 6-0 | 0 | 1.75 | 45 |
| Mar 10 | at Long Beach State | * | 3.0 | 3 | 3 | 2 | 0 | 0 | 0 | 0 | 1 | 0 | 0 | 0 | 0 | 5-3 | 6-0 | 0 | 1.97 | 42 |
| Mar 16 | at Washington | * | 3.0 | 2 | 2 | 2 | 3 | 2 | 0 | 0 | 0 | 0 | 0 | 1 | 0 | 4-2 | 6-0 | 0 | 2.17 | 60 |
| Mar 17 | at Washington | | 1.0 | 1 | 2 | 2 | 2 | 1 | 0 | 0 | 1 | 0 | 0 | 0 | 0 | 15-6 | 6-0 | 0 | 2.44 | 25 |
| Mar 25 | UC SANTA BARBARA | * | 7.0 | 5 | 0 | 0 | 1 | 5 | 0 | 0 | 0 | 0 | 0 | 0 | 0 | 6-0 | 7-0 | 0 | 2.10 | 91 |
| Mar 30 | CALIFORNIA | * | 2.1 | 2 | 0 | 0 | 3 | 1 | 0 | 0 | 0 | 0 | 0 | 0 | 0 | 1-0 | 7-0 | 0 | 2.01 | 51 |
| Apr 07 | at Arizona State | * | 5.0 | 7 | 5 | 5 | 0 | 3 | 0 | 1 | 2 | 0 | 0 | 0 | 0 | 16-5 | 8-0 | 0 | 2.44 | 84 |
| Apr 12 | OREGON | | 1.0 | 0 | 0 | 0 | 0 | 2 | 0 | 0 | 0 | 0 | 0 | 0 | 0 | 3-4 | 8-0 | 0 | 2.40 | 12 |
| Apr 14 | OREGON | * | 4.0 | 1 | 0 | 0 | 0 | 5 | 0 | 0 | 0 | 0 | 0 | 1 | 0 | 8-1 | 8-0 | 0 | 2.25 | 60 |
| Apr 18 | at Oregon State | | 1.0 | 0 | 0 | 0 | 0 | 0 | 0 | 0 | 0 | 0 | 0 | 0 | 0 | 8-1 | 8-0 | 0 | 2.21 | 10 |
| Apr 20 | at Oregon State | * | 7.0 | 4 | 0 | 0 | 2 | 3 | 0 | 0 | 0 | 0 | 0 | 0 | 0 | 7-0 | 9-0 | 0 | 1.99 | 103 |
| Apr 28 | UTAH | * | 5.0 | 4 | 0 | 0 | 0 | 3 | 1 | 0 | 0 | 0 | 0 | 1 | 0 | 10-0 | 10-0 | 0 | 1.86 | 61 |
| May 03 | at Stanford | | 1.1 | 1 | 0 | 0 | 1 | 1 | 1 | 0 | 0 | 1 | 0 | 0 | 0 | 1-2 | 10-0 | 0 | 1.83 | 22 |
| May 04 | at Stanford | | 0.1 | 2 | 2 | 2 | 0 | 0 | 1 | 0 | 1 | 0 | 0 | 0 | 0 | 7-4 | 10-0 | 0 | 2.00 | 9 |
| May 05 | at Stanford | | 3.0 | 1 | 0 | 0 | 1 | 2 | 0 | 1 | 0 | 0 | 0 | 0 | 0 | 4-0 | 10-0 | 1 | 1.92 | 32 |
| May 10 | ARIZONA | | 4.0 | 2 | 1 | 1 | 0 | 4 | 0 | 0 | 0 | 0 | 0 | 2 | 0 | 5-4 | 11-0 | 1 | 1.92 | 55 |
| May 11 | ARIZONA | * | 2.2 | 4 | 3 | 3 | 0 | 2 | 0 | 0 | 2 | 0 | 0 | 0 | 0 | 1-3 | 11-1 | 1 | 2.10 | 38 |
| Totals | | 16 | 86.2 | 62 | 28 | 26 | 22 | 69 | 9 | 2 | 10 | 3 | 0 | 8 | 0 | 173-50 | 11-1 | 1 | 2.10 | - |

## #22 Blodgett, Danae - 26 games (All games)

| Date | Opponent | Pos | AB | R | H | RBI | 2B | 3B | HR | BB | SB | CS | HBP | SAC | SF | GDP | K | PO | A | E | Avg |
|---|---|---|---|---|---|---|---|---|---|---|---|---|---|---|---|---|---|---|---|---|---|
| Feb 17 | UC RIVERSIDE | pr | 0 | 1 | 0 | 0 | 0 | 0 | 0 | 0 | 0 | 0 | 0 | 0 | 0 | 0 | 0 | 0 | 0 | 0 | .000 |
| Feb 22 | vs Oklahoma | pr | 0 | 0 | 0 | 0 | 0 | 0 | 0 | 0 | 0 | 0 | 0 | 0 | 0 | 0 | 0 | 0 | 0 | 0 | .000 |
| Feb 22 | vs Missouri | pr | 0 | 1 | 0 | 0 | 0 | 0 | 0 | 0 | 0 | 0 | 0 | 0 | 0 | 0 | 0 | 0 | 0 | 0 | .000 |
| Feb 23 | vs Nebraska | pr | 0 | 0 | 0 | 0 | 0 | 0 | 0 | 0 | 0 | 0 | 0 | 0 | 0 | 0 | 0 | 0 | 0 | 0 | .000 |
| Feb 23 | vs Kentucky | pr | 0 | 1 | 0 | 0 | 0 | 0 | 0 | 0 | 0 | 0 | 0 | 0 | 0 | 0 | 0 | 0 | 0 | 0 | .000 |
| Feb 27 | vs Florida | pr | 0 | 0 | 0 | 0 | 0 | 0 | 0 | 0 | 0 | 0 | 0 | 0 | 0 | 0 | 0 | 0 | 0 | 0 | .000 |
| Mar 01 | vs Florida | pr | 0 | 0 | 0 | 0 | 0 | 0 | 0 | 0 | 0 | 0 | 0 | 0 | 0 | 0 | 0 | 0 | 0 | 0 | .000 |
| Mar 03 | vs UConn | pr | 0 | 0 | 0 | 0 | 0 | 0 | 0 | 0 | 0 | 0 | 0 | 0 | 0 | 0 | 0 | 0 | 0 | 0 | .000 |
| Mar 08 | ROBERT MORRIS | pr | 0 | 1 | 0 | 0 | 0 | 0 | 0 | 0 | 1 | 0 | 0 | 0 | 0 | 0 | 0 | 0 | 0 | 0 | .000 |
| Mar 09 | BYU | pr | 0 | 0 | 0 | 0 | 0 | 0 | 0 | 0 | 0 | 0 | 0 | 0 | 0 | 0 | 0 | 0 | 0 | 0 | .000 |
| Mar 10 | vs Boston U. | pr | 0 | 1 | 0 | 0 | 0 | 0 | 0 | 0 | 0 | 0 | 0 | 0 | 0 | 0 | 0 | 0 | 0 | 0 | .000 |
| Mar 10 | at Long Beach State | pr | 0 | 0 | 0 | 0 | 0 | 0 | 0 | 0 | 0 | 0 | 0 | 0 | 0 | 0 | 0 | 0 | 0 | 0 | .000 |
| Mar 17 | at Washington | pr | 0 | 0 | 0 | 0 | 0 | 0 | 0 | 0 | 0 | 0 | 0 | 0 | 0 | 0 | 0 | 0 | 0 | 0 | .000 |
| Mar 24 | at CSUN | pr | 0 | 1 | 0 | 0 | 0 | 0 | 0 | 0 | 0 | 0 | 0 | 0 | 0 | 0 | 0 | 0 | 0 | 0 | .000 |
| Mar 26 | CAL STATE FULLERT | pr | 0 | 0 | 0 | 0 | 0 | 0 | 0 | 0 | 0 | 0 | 0 | 0 | 0 | 0 | 0 | 0 | 0 | 0 | .000 |
| Mar 31 | CALIFORNIA | pr | 0 | 0 | 0 | 0 | 0 | 0 | 0 | 0 | 0 | 0 | 0 | 0 | 0 | 0 | 0 | 0 | 0 | 0 | .000 |
| Apr 06 | at Arizona State | pr | 0 | 0 | 0 | 0 | 0 | 0 | 0 | 0 | 0 | 0 | 0 | 0 | 0 | 0 | 0 | 0 | 0 | 0 | .000 |
| Apr 07 | at Arizona State | pr | 0 | 1 | 0 | 0 | 0 | 0 | 0 | 0 | 0 | 0 | 0 | 0 | 0 | 0 | 0 | 0 | 0 | 0 | .000 |
| Apr 13 | OREGON | pr | 0 | 1 | 0 | 0 | 0 | 0 | 0 | 0 | 0 | 0 | 0 | 0 | 0 | 0 | 0 | 0 | 0 | 0 | .000 |
| Apr 14 | OREGON | pr | 0 | 0 | 0 | 0 | 0 | 0 | 0 | 0 | 0 | 0 | 0 | 0 | 0 | 0 | 0 | 0 | 0 | 0 | .000 |
| Apr 18 | at Oregon State | pr | 0 | 0 | 0 | 0 | 0 | 0 | 0 | 0 | 0 | 0 | 0 | 0 | 0 | 0 | 0 | 0 | 0 | 0 | .000 |
| Apr 20 | at Oregon State | pr | 0 | 1 | 0 | 0 | 0 | 0 | 0 | 0 | 0 | 0 | 0 | 0 | 0 | 0 | 0 | 0 | 0 | 0 | .000 |
| Apr 26 | UTAH | pr | 0 | 0 | 0 | 0 | 0 | 0 | 0 | 0 | 0 | 0 | 0 | 0 | 0 | 0 | 0 | 0 | 0 | 0 | .000 |
| Apr 27 | UTAH | pr | 0 | 1 | 0 | 0 | 0 | 0 | 0 | 0 | 0 | 0 | 0 | 0 | 0 | 0 | 0 | 0 | 0 | 0 | .000 |
| May 05 | at Stanford | pr | 0 | 0 | 0 | 0 | 0 | 0 | 0 | 0 | 0 | 0 | 0 | 0 | 0 | 0 | 0 | 0 | 0 | 0 | .000 |
| May 11 | ARIZONA | pr | 0 | 0 | 0 | 0 | 0 | 0 | 0 | 0 | 0 | 0 | 0 | 0 | 0 | 0 | 0 | 0 | 0 | 0 | .000 |
| Totals | | 0gs | 0 | 10 | 0 | 0 | 0 | 0 | 0 | 0 | 1 | 0 | 0 | 0 | 0 | 0 | 0 | 0 | 0 | 0 | .000 |

On base pct. .000 • Slugging pct. .000

## #8 Faraimo, Megan - 23 appearances (All games)

| Date | Opponent | GS | IP | H | R | ER | BB | SO | 2B | 3B | HR | WP | BK | HBP | IBB | Score | W-L | Sv | ERA | NP |
|---|---|---|---|---|---|---|---|---|---|---|---|---|---|---|---|---|---|---|---|---|
| Feb 07 | vs UT Arlington | * | 5.1 | 2 | 1 | 1 | 4 | 6 | 0 | 0 | 0 | 0 | 0 | 1 | 0 | 2-1 | 1-0 | 0 | 1.31 | 97 |
| Feb 09 | vs Georgia State | | 2.0 | 1 | 0 | 0 | 0 | 6 | 0 | 0 | 0 | 0 | 0 | 0 | 0 | 9-1 | 1-0 | 0 | 0.95 | 33 |
| Feb 16 | FRESNO STATE | * | 5.0 | 0 | 0 | 0 | 2 | 10 | 0 | 0 | 0 | 0 | 0 | 0 | 0 | 8-0 | 2-0 | 0 | 0.57 | 78 |
| Feb 22 | vs Missouri | * | 6.0 | 5 | 3 | 1 | 0 | 9 | 1 | 0 | 0 | 0 | 0 | 1 | 0 | 11-3 | 3-0 | 0 | 0.76 | 100 |
| Feb 23 | vs Kentucky | * | 0.0 | 3 | 2 | 1 | 0 | 0 | 0 | 0 | 1 | 0 | 0 | 0 | 0 | 12-4 | 3-0 | 0 | 1.15 | 9 |
| Feb 24 | vs Colorado State | * | 7.0 | 0 | 0 | 0 | 0 | 9 | 0 | 0 | 0 | 0 | 0 | 1 | 0 | 3-0 | 4-0 | 0 | 0.83 | 86 |
| Feb 27 | vs Florida | | 2.0 | 2 | 0 | 0 | 0 | 5 | 0 | 0 | 0 | 0 | 0 | 0 | 0 | 7-1 | 4-0 | 0 | 0.77 | 34 |
| Mar 01 | vs Michigan | * | 5.1 | 4 | 3 | 3 | 0 | 2 | 1 | 0 | 0 | 0 | 0 | 1 | 0 | 1-3 | 4-1 | 0 | 1.29 | 75 |
| Mar 08 | ROBERT MORRIS | * | 5.0 | 1 | 0 | 0 | 0 | 12 | 1 | 0 | 0 | 0 | 0 | 0 | 0 | 11-0 | 5-1 | 0 | 1.12 | 65 |
| Mar 10 | vs Boston U. | * | 7.0 | 5 | 0 | 0 | 1 | 4 | 0 | 1 | 0 | 0 | 0 | 0 | 0 | 12-0 | 6-1 | 0 | 0.94 | 110 |
| Mar 17 | at Washington | * | 4.0 | 3 | 4 | 3 | 2 | 3 | 1 | 0 | 1 | 0 | 0 | 0 | 0 | 15-6 | 7-1 | 0 | 1.29 | 59 |
| Mar 24 | vs Saint Mary's | * | 5.0 | 1 | 1 | 0 | 1 | 5 | 0 | 0 | 0 | 0 | 0 | 0 | 0 | 9-1 | 8-1 | 0 | 1.17 | 73 |
| Mar 26 | CAL STATE FULLERT | * | 7.0 | 3 | 1 | 1 | 2 | 11 | 0 | 0 | 1 | 0 | 0 | 1 | 0 | 5-1 | 9-1 | 0 | 1.15 | 132 |
| Mar 30 | CALIFORNIA | | 4.2 | 3 | 0 | 0 | 0 | 3 | 0 | 0 | 0 | 0 | 0 | 0 | 0 | 1-0 | 10-1 | 0 | 1.07 | 68 |
| Mar 31 | CALIFORNIA | * | 7.0 | 1 | 0 | 0 | 0 | 4 | 0 | 0 | 0 | 0 | 0 | 0 | 0 | 6-0 | 11-1 | 0 | 0.97 | 68 |
| Apr 05 | at Arizona State | * | 5.0 | 2 | 0 | 0 | 0 | 9 | 1 | 0 | 0 | 0 | 0 | 0 | 0 | 10-0 | 12-1 | 0 | 0.91 | 75 |
| Apr 12 | OREGON | * | 6.0 | 6 | 4 | 4 | 0 | 8 | 1 | 0 | 2 | 0 | 0 | 0 | 0 | 3-4 | 12-2 | 0 | 1.18 | 91 |
| Apr 19 | at Oregon State | * | 5.0 | 5 | 2 | 2 | 1 | 8 | 2 | 1 | 0 | 0 | 0 | 1 | 0 | 10-2 | 13-2 | 0 | 1.27 | 100 |
| Apr 27 | UTAH | * | 5.0 | 5 | 1 | 1 | 4 | 7 | 1 | 0 | 1 | 0 | 0 | 0 | 0 | 9-1 | 14-2 | 0 | 1.27 | 99 |
| May 03 | at Stanford | * | 4.0 | 6 | 2 | 2 | 0 | 0 | 1 | 0 | 1 | 0 | 0 | 0 | 0 | 1-2 | 14-3 | 0 | 1.37 | 56 |
| May 05 | at Stanford | * | 4.0 | 2 | 0 | 0 | 2 | 4 | 0 | 0 | 0 | 0 | 0 | 0 | 0 | 4-0 | 15-3 | 0 | 1.31 | 64 |
| May 10 | ARIZONA | * | 1.1 | 1 | 1 | 1 | 3 | 2 | 0 | 0 | 1 | 0 | 0 | 0 | 0 | 5-4 | 15-3 | 0 | 1.36 | 37 |
| May 11 | ARIZONA | | 4.1 | 1 | 0 | 0 | 1 | 7 | 0 | 0 | 0 | 0 | 0 | 0 | 0 | 1-3 | 15-3 | 0 | 1.31 | 64 |
| Totals | | 19 | 107.0 | 62 | 25 | 20 | 23 | 134 | 10 | 2 | 8 | 0 | 0 | 6 | 0 | 155-37 | 15-3 | 0 | 1.31 | - |

## #0 Garcia, Rachel - 50 games (All games)

| Date | Opponent | Pos | AB | R | H | RBI | 2B | 3B | HR | BB | SB | CS | HBP | SAC | SF | GDP | K | PO | A | E | Avg |
|---|---|---|---|---|---|---|---|---|---|---|---|---|---|---|---|---|---|---|---|---|---|
| Feb 07 | vs UT Arlington | *1b/dh | 3 | 0 | 0 | 0 | 0 | 0 | 0 | 0 | 0 | 0 | 0 | 0 | 0 | 0 | 0 | 7 | 0 | 0 | .000 |
| Feb 07 | vs Fresno State | *1b/dh | 4 | 0 | 1 | 1 | 0 | 0 | 0 | 0 | 0 | 0 | 0 | 0 | 0 | 0 | 0 | 6 | 0 | 0 | .143 |
| Feb 08 | at Hawaii | *p | 4 | 0 | 1 | 1 | 0 | 0 | 0 | 0 | 0 | 0 | 0 | 0 | 0 | 0 | 1 | 1 | 2 | 0 | .182 |
| Feb 09 | vs Georgia State | *1b | 2 | 0 | 0 | 0 | 0 | 0 | 0 | 1 | 0 | 0 | 0 | 0 | 0 | 0 | 0 | 6 | 0 | 0 | .154 |
| Feb 09 | vs Saint Mary's | *p/dh | 3 | 0 | 0 | 1 | 0 | 0 | 0 | 0 | 0 | 0 | 0 | 0 | 1 | 0 | 0 | 0 | 1 | 0 | .125 |
| Feb 16 | OLE MISS | *p | 2 | 0 | 0 | 0 | 0 | 0 | 0 | 1 | 0 | 0 | 0 | 0 | 0 | 0 | 1 | 0 | 1 | 0 | .111 |
| Feb 16 | FRESNO STATE | *1b | 2 | 1 | 2 | 1 | 1 | 0 | 0 | 1 | 0 | 0 | 0 | 0 | 0 | 0 | 0 | 1 | 0 | 0 | .200 |
| Feb 17 | UC RIVERSIDE | *1b | 1 | 2 | 1 | 3 | 0 | 0 | 1 | 1 | 0 | 0 | 0 | 0 | 0 | 0 | 0 | 0 | 0 | 0 | .238 |
| Feb 17 | LOYOLA MARYMOUN | *p | 2 | 0 | 1 | 0 | 1 | 0 | 0 | 1 | 0 | 0 | 0 | 0 | 0 | 0 | 0 | 0 | 1 | 0 | .261 |
| Feb 22 | vs Oklahoma | *p | 2 | 0 | 0 | 0 | 0 | 0 | 0 | 1 | 0 | 0 | 0 | 0 | 0 | 0 | 0 | 0 | 1 | 0 | .240 |
| Feb 22 | vs Missouri | *1b/dh | 4 | 2 | 2 | 0 | 0 | 0 | 0 | 0 | 0 | 0 | 0 | 0 | 0 | 0 | 1 | 3 | 1 | 0 | .276 |
| Feb 23 | vs Nebraska | *1b | 2 | 1 | 1 | 2 | 0 | 0 | 1 | 1 | 0 | 0 | 0 | 0 | 0 | 0 | 0 | 3 | 0 | 2 | .290 |
| Feb 23 | vs Kentucky | *1b/p | 4 | 0 | 1 | 0 | 0 | 0 | 0 | 0 | 0 | 0 | 0 | 0 | 0 | 0 | 1 | 0 | 1 | 0 | .286 |
| Feb 24 | vs Colorado State | *1b | 2 | 0 | 1 | 0 | 0 | 0 | 0 | 1 | 0 | 0 | 0 | 0 | 0 | 0 | 0 | 3 | 0 | 0 | .297 |
| Feb 27 | vs Florida | *1b/dh | 4 | 1 | 4 | 5 | 0 | 1 | 1 | 0 | 0 | 0 | 0 | 0 | 0 | 0 | 0 | 2 | 0 | 0 | .366 |
| Mar 01 | vs Florida | *p | 4 | 0 | 1 | 1 | 0 | 0 | 0 | 0 | 0 | 0 | 0 | 0 | 0 | 0 | 0 | 0 | 0 | 0 | .356 |
| Mar 01 | vs Michigan | *1b | 3 | 0 | 0 | 1 | 0 | 0 | 0 | 0 | 0 | 0 | 0 | 0 | 0 | 0 | 0 | 5 | 0 | 0 | .333 |
| Mar 03 | vs UConn | *1b/dh | 3 | 0 | 0 | 1 | 0 | 0 | 0 | 0 | 0 | 0 | 0 | 0 | 0 | 0 | 0 | 6 | 0 | 0 | .314 |
| Mar 08 | ROBERT MORRIS | *1b | 3 | 0 | 0 | 0 | 0 | 0 | 0 | 0 | 0 | 0 | 0 | 0 | 0 | 0 | 0 | 2 | 0 | 0 | .296 |
| Mar 09 | BYU | *p | 3 | 0 | 1 | 0 | 0 | 0 | 0 | 1 | 0 | 0 | 0 | 0 | 0 | 0 | 0 | 1 | 0 | 1 | .298 |
| Mar 09 | LIBERTY | *1b/p | 3 | 1 | 2 | 1 | 2 | 0 | 0 | 1 | 0 | 0 | 0 | 0 | 0 | 0 | 0 | 3 | 0 | 0 | .317 |
| Mar 10 | vs Boston U. | *1b/dh | 4 | 0 | 0 | 0 | 0 | 0 | 0 | 0 | 0 | 0 | 0 | 0 | 0 | 0 | 1 | 2 | 1 | 0 | .297 |
| Mar 10 | at Long Beach State | *1b/p | 4 | 0 | 1 | 0 | 0 | 0 | 0 | 0 | 0 | 0 | 0 | 0 | 0 | 0 | 0 | 2 | 1 | 0 | .294 |
| Mar 15 | at Washington | *p | 2 | 1 | 0 | 0 | 0 | 0 | 0 | 1 | 0 | 0 | 0 | 0 | 0 | 0 | 0 | 1 | 1 | 0 | .286 |
| Mar 16 | at Washington | *1b/p | 4 | 1 | 2 | 2 | 0 | 0 | 1 | 0 | 0 | 0 | 0 | 0 | 0 | 0 | 1 | 4 | 1 | 0 | .297 |
| Mar 17 | at Washington | *1b/dh | 4 | 3 | 4 | 6 | 1 | 0 | 1 | 0 | 0 | 0 | 0 | 0 | 0 | 0 | 0 | 2 | 0 | 0 | .333 |
| Mar 24 | vs Saint Mary's | *1b/dh | 1 | 1 | 1 | 3 | 0 | 0 | 1 | 0 | 0 | 0 | 0 | 0 | 1 | 0 | 0 | 1 | 0 | 0 | .342 |
| Mar 24 | at CSUN | *p | 2 | 1 | 1 | 0 | 1 | 0 | 0 | 2 | 0 | 0 | 0 | 0 | 0 | 0 | 0 | 0 | 0 | 0 | .346 |
| Mar 25 | UC SANTA BARBARA | *1b | 2 | 1 | 1 | 0 | 0 | 0 | 0 | 1 | 0 | 0 | 0 | 0 | 0 | 0 | 0 | 2 | 1 | 0 | .349 |
| Mar 29 | CALIFORNIA | *p | 1 | 0 | 0 | 1 | 0 | 0 | 0 | 2 | 0 | 0 | 0 | 0 | 1 | 0 | 0 | 1 | 1 | 0 | .345 |
| Mar 30 | CALIFORNIA | *1b | 2 | 0 | 1 | 0 | 0 | 0 | 0 | 1 | 0 | 0 | 0 | 0 | 0 | 0 | 1 | 6 | 0 | 0 | .349 |
| Mar 31 | CALIFORNIA | *1b/ph | 4 | 1 | 2 | 1 | 0 | 0 | 0 | 0 | 0 | 0 | 0 | 0 | 0 | 0 | 0 | 4 | 0 | 0 | .356 |
| Apr 05 | at Arizona State | *1b/of | 3 | 1 | 1 | 0 | 0 | 0 | 0 | 0 | 0 | 0 | 0 | 0 | 0 | 0 | 0 | 1 | 0 | 0 | .355 |
| Apr 06 | at Arizona State | *p | 2 | 0 | 0 | 0 | 0 | 0 | 0 | 2 | 0 | 0 | 0 | 0 | 0 | 0 | 0 | 0 | 0 | 0 | .347 |
| Apr 07 | at Arizona State | *1b | 1 | 1 | 0 | 0 | 0 | 0 | 0 | 2 | 0 | 0 | 0 | 0 | 0 | 0 | 0 | 0 | 0 | 0 | .344 |
| Apr 12 | OREGON | *1b/ph | 3 | 0 | 1 | 0 | 0 | 0 | 0 | 1 | 0 | 0 | 0 | 0 | 0 | 0 | 1 | 2 | 0 | 0 | .343 |
| Apr 13 | OREGON | *p | 3 | 0 | 0 | 0 | 0 | 0 | 0 | 0 | 0 | 0 | 0 | 0 | 0 | 0 | 2 | 0 | 3 | 0 | .333 |
| Apr 14 | OREGON | *1b/p | 2 | 1 | 1 | 3 | 0 | 0 | 1 | 0 | 0 | 0 | 1 | 0 | 0 | 0 | 0 | 1 | 0 | 0 | .337 |
| Apr 18 | at Oregon State | *p/dh | 4 | 1 | 3 | 3 | 1 | 0 | 0 | 1 | 0 | 0 | 0 | 0 | 0 | 0 | 0 | 2 | 0 | 0 | .352 |
| Apr 19 | at Oregon State | *1b | 3 | 2 | 1 | 0 | 0 | 0 | 0 | 1 | 0 | 0 | 0 | 0 | 0 | 0 | 1 | 2 | 0 | 0 | .351 |
| Apr 20 | at Oregon State | *of/dh | 3 | 0 | 1 | 0 | 0 | 0 | 0 | 1 | 0 | 0 | 0 | 0 | 0 | 0 | 0 | 3 | 1 | 0 | .351 |
| Apr 26 | UTAH | *p | 3 | 0 | 1 | 0 | 0 | 0 | 0 | 0 | 0 | 0 | 0 | 0 | 0 | 0 | 1 | 0 | 1 | 0 | .350 |
| Apr 27 | UTAH | *1b | 2 | 2 | 1 | 1 | 0 | 0 | 1 | 1 | 0 | 0 | 0 | 0 | 0 | 0 | 0 | 1 | 0 | 0 | .353 |
| Apr 28 | UTAH | *1b/dh | 2 | 1 | 0 | 0 | 0 | 0 | 0 | 1 | 0 | 0 | 0 | 0 | 0 | 0 | 1 | 2 | 0 | 0 | .347 |
| May 03 | at Stanford | *1b/dh | 3 | 0 | 1 | 1 | 0 | 0 | 0 | 0 | 0 | 0 | 0 | 0 | 0 | 0 | 0 | 5 | 0 | 0 | .347 |
| May 04 | at Stanford | *p/dh | 4 | 2 | 1 | 0 | 0 | 0 | 0 | 0 | 0 | 0 | 0 | 0 | 0 | 0 | 1 | 1 | 1 | 0 | .344 |
| May 05 | at Stanford | *1b/dh | 4 | 1 | 2 | 1 | 1 | 0 | 0 | 0 | 0 | 0 | 0 | 0 | 0 | 0 | 0 | 2 | 0 | 0 | .348 |
| May 09 | ARIZONA | *p | 4 | 0 | 2 | 1 | 1 | 0 | 0 | 0 | 0 | 0 | 0 | 0 | 0 | 0 | 0 | 0 | 1 | 0 | .353 |
| May 10 | ARIZONA | *dh/p | 3 | 1 | 1 | 0 | 0 | 0 | 0 | 0 | 0 | 0 | 0 | 0 | 0 | 0 | 1 | 0 | 0 | 0 | .353 |
| May 11 | ARIZONA | *dh | 3 | 0 | 1 | 0 | 0 | 0 | 0 | 0 | 0 | 0 | 0 | 0 | 0 | 0 | 0 | 0 | 0 | 0 | .352 |
| Totals | | 50gs | 142 | 30 | 50 | 41 | 9 | 1 | 8 | 27 | 0 | 0 | 1 | 0 | 3 | 0 | 15 | 96 | 21 | 3 | .352 |

On base pct. .451 • Slugging pct. .599

# #0 Garcia, Rachel - 25 appearances (All games)

| Date | Opponent | GS | IP | H | R | ER | BB | SO | 2B | 3B | HR | WP | BK | HBP | IBB | Score | W-L | Sv | ERA | NP |
|---|---|---|---|---|---|---|---|---|---|---|---|---|---|---|---|---|---|---|---|---|
| Feb 07 | vs UT Arlington | | 1.2 | 1 | 0 | 0 | 0 | 4 | 0 | 0 | 0 | 0 | 0 | 1 | 0 | 2-1 | 0-0 | 1 | 0.00 | 32 |
| Feb 08 | at Hawaii | * | 7.0 | 1 | 0 | 0 | 1 | 15 | 0 | 0 | 0 | 1 | 0 | 1 | 0 | 7-0 | 1-0 | 1 | 0.00 | 113 |
| Feb 09 | vs Saint Mary's | * | 4.0 | 1 | 1 | 1 | 1 | 3 | 0 | 0 | 0 | 1 | 0 | 2 | 0 | 13-1 | 2-0 | 1 | 0.55 | 70 |
| Feb 16 | OLE MISS | * | 7.0 | 6 | 0 | 0 | 0 | 13 | 1 | 1 | 0 | 0 | 0 | 0 | 0 | 4-0 | 3-0 | 1 | 0.36 | 107 |
| Feb 17 | LOYOLA MARYMOUN | * | 7.0 | 4 | 1 | 1 | 0 | 14 | 1 | 0 | 1 | 0 | 0 | 1 | 0 | 3-1 | 4-0 | 1 | 0.53 | 96 |
| Feb 22 | vs Oklahoma | * | 7.0 | 4 | 1 | 1 | 2 | 15 | 1 | 0 | 1 | 0 | 0 | 1 | 0 | 7-1 | 5-0 | 1 | 0.62 | 113 |
| Feb 23 | vs Kentucky | | 6.0 | 2 | 2 | 1 | 1 | 4 | 0 | 0 | 0 | 0 | 0 | 2 | 0 | 12-4 | 6-0 | 1 | 0.71 | 92 |
| Mar 01 | vs Florida | * | 7.0 | 2 | 0 | 0 | 2 | 10 | 1 | 0 | 0 | 0 | 0 | 2 | 0 | 4-0 | 7-0 | 1 | 0.60 | 100 |
| Mar 03 | vs UConn | | 2.0 | 0 | 0 | 0 | 0 | 4 | 0 | 0 | 0 | 0 | 0 | 0 | 0 | 4-0 | 7-0 | 2 | 0.58 | 20 |
| Mar 09 | BYU | * | 7.0 | 5 | 2 | 1 | 1 | 12 | 0 | 0 | 1 | 0 | 0 | 1 | 0 | 8-2 | 8-0 | 2 | 0.63 | 119 |
| Mar 09 | LIBERTY | | 4.2 | 3 | 1 | 1 | 0 | 11 | 0 | 0 | 0 | 0 | 0 | 2 | 0 | 4-3 | 9-0 | 2 | 0.70 | 80 |
| Mar 10 | at Long Beach State | | 5.0 | 2 | 0 | 0 | 0 | 7 | 1 | 0 | 0 | 0 | 0 | 0 | 0 | 5-3 | 10-0 | 2 | 0.64 | 61 |
| Mar 15 | at Washington | * | 7.0 | 3 | 0 | 0 | 2 | 9 | 1 | 0 | 0 | 1 | 0 | 1 | 0 | 3-0 | 11-0 | 2 | 0.58 | 105 |
| Mar 16 | at Washington | | 5.0 | 5 | 0 | 0 | 1 | 7 | 1 | 0 | 0 | 0 | 0 | 0 | 0 | 4-2 | 12-0 | 2 | 0.54 | 70 |
| Mar 24 | at CSUN | * | 6.0 | 1 | 2 | 0 | 1 | 11 | 0 | 0 | 0 | 0 | 0 | 1 | 0 | 14-2 | 13-0 | 2 | 0.50 | 83 |
| Mar 29 | CALIFORNIA | * | 8.0 | 6 | 2 | 1 | 1 | 8 | 1 | 0 | 0 | 0 | 0 | 1 | 0 | 3-2 | 14-0 | 2 | 0.54 | 126 |
| Apr 06 | at Arizona State | * | 6.0 | 3 | 0 | 0 | 2 | 12 | 2 | 0 | 0 | 0 | 0 | 1 | 0 | 9-0 | 15-0 | 2 | 0.50 | 116 |
| Apr 13 | OREGON | * | 7.0 | 8 | 3 | 3 | 3 | 8 | 3 | 0 | 0 | 0 | 0 | 1 | 0 | 8-3 | 16-0 | 2 | 0.67 | 119 |
| Apr 14 | OREGON | | 3.0 | 3 | 1 | 0 | 1 | 4 | 0 | 0 | 0 | 0 | 0 | 0 | 0 | 8-1 | 17-0 | 2 | 0.65 | 47 |
| Apr 18 | at Oregon State | * | 6.0 | 3 | 1 | 1 | 2 | 6 | 0 | 0 | 0 | 1 | 0 | 0 | 0 | 8-1 | 18-0 | 2 | 0.68 | 90 |
| Apr 26 | UTAH | * | 7.0 | 2 | 0 | 0 | 1 | 7 | 0 | 0 | 0 | 0 | 0 | 0 | 0 | 3-0 | 19-0 | 2 | 0.64 | 92 |
| May 03 | at Stanford | | 0.2 | 0 | 0 | 0 | 0 | 1 | 0 | 0 | 0 | 0 | 0 | 0 | 0 | 1-2 | 19-0 | 2 | 0.64 | 8 |
| May 04 | at Stanford | * | 6.2 | 4 | 2 | 2 | 2 | 5 | 0 | 0 | 0 | 1 | 0 | 1 | 0 | 7-4 | 20-0 | 2 | 0.71 | 92 |
| May 09 | ARIZONA | * | 7.0 | 6 | 5 | 4 | 2 | 15 | 0 | 0 | 3 | 0 | 0 | 1 | 0 | 3-5 | 20-1 | 2 | 0.88 | 140 |
| May 10 | ARIZONA | | 1.2 | 3 | 2 | 2 | 0 | 2 | 0 | 0 | 1 | 0 | 0 | 1 | 0 | 5-4 | 20-1 | 3 | 0.98 | 35 |
| Totals | | 16 | 136.1 | 78 | 26 | 19 | 26 | 207 | 13 | 1 | 7 | 5 | 0 | 21 | 0 | 149-42 | 20-1 | 3 | 0.98 | - |

## #14 Godin, Kelli - 48 games (All games)

| Date | Opponent | Pos | AB | R | H | RBI | 2B | 3B | HR | BB | SB | CS | HBP | SAC | SF | GDP | K | PO | A | E | Avg |
|---|---|---|---|---|---|---|---|---|---|---|---|---|---|---|---|---|---|---|---|---|---|
| Feb 07 | vs UT Arlington | *3b | 2 | 0 | 1 | 0 | 0 | 0 | 0 | 0 | 0 | 0 | 0 | 1 | 0 | 0 | 0 | 0 | 1 | 0 | .500 |
| Feb 07 | vs Fresno State | pr/of | 0 | 1 | 0 | 0 | 0 | 0 | 0 | 0 | 1 | 0 | 0 | 0 | 0 | 0 | 0 | 0 | 0 | 0 | .500 |
| Feb 08 | at Hawaii | *of/3b | 0 | 0 | 0 | 0 | 0 | 0 | 0 | 0 | 0 | 0 | 0 | 0 | 0 | 0 | 0 | 0 | 1 | 0 | .500 |
| Feb 09 | vs Georgia State | *3b/of | 3 | 2 | 2 | 0 | 0 | 0 | 0 | 0 | 0 | 0 | 0 | 0 | 0 | 0 | 0 | 0 | 0 | 0 | .600 |
| Feb 09 | vs Saint Mary's | *3b/dh | 2 | 2 | 0 | 0 | 0 | 0 | 0 | 0 | 3 | 0 | 0 | 0 | 0 | 0 | 0 | 2 | 1 | 0 | .429 |
| Feb 16 | OLE MISS | *of | 1 | 1 | 1 | 0 | 0 | 0 | 0 | 0 | 0 | 0 | 0 | 1 | 0 | 0 | 0 | 0 | 0 | 0 | .500 |
| Feb 17 | UC RIVERSIDE | *of/3b | 3 | 2 | 2 | 3 | 1 | 0 | 0 | 0 | 0 | 0 | 0 | 0 | 0 | 0 | 1 | 0 | 2 | 0 | .545 |
| Feb 17 | LOYOLA MARYMOUN | *of/ph | 1 | 1 | 1 | 0 | 0 | 0 | 0 | 0 | 1 | 0 | 0 | 0 | 0 | 0 | 0 | 1 | 0 | 0 | .583 |
| Feb 22 | vs Oklahoma | *of | 3 | 1 | 1 | 0 | 0 | 0 | 0 | 0 | 0 | 0 | 0 | 0 | 0 | 0 | 2 | 1 | 0 | 0 | .533 |
| Feb 22 | vs Missouri | *3b | 1 | 0 | 1 | 0 | 0 | 0 | 0 | 0 | 0 | 0 | 0 | 0 | 0 | 0 | 0 | 1 | 2 | 1 | .562 |
| Feb 24 | vs Colorado State | *of | 3 | 0 | 0 | 0 | 0 | 0 | 0 | 0 | 1 | 0 | 0 | 0 | 0 | 0 | 0 | 2 | 0 | 0 | .474 |
| Feb 27 | vs Florida | *of | 2 | 1 | 1 | 0 | 0 | 0 | 0 | 1 | 1 | 0 | 0 | 0 | 0 | 0 | 0 | 0 | 0 | 0 | .476 |
| Mar 01 | vs Florida | *of | 3 | 1 | 1 | 0 | 0 | 0 | 0 | 0 | 1 | 0 | 0 | 0 | 0 | 0 | 0 | 3 | 0 | 0 | .458 |
| Mar 01 | vs Michigan | *of | 2 | 0 | 0 | 0 | 0 | 0 | 0 | 0 | 0 | 0 | 0 | 0 | 0 | 0 | 1 | 1 | 0 | 0 | .423 |
| Mar 03 | vs UConn | *of | 3 | 1 | 2 | 0 | 0 | 0 | 0 | 0 | 1 | 0 | 0 | 0 | 0 | 0 | 0 | 1 | 0 | 0 | .448 |
| Mar 08 | ROBERT MORRIS | *of | 2 | 1 | 2 | 1 | 0 | 0 | 0 | 0 | 1 | 0 | 0 | 0 | 0 | 0 | 0 | 1 | 0 | 0 | .484 |
| Mar 09 | BYU | *of | 0 | 0 | 0 | 0 | 0 | 0 | 0 | 0 | 0 | 0 | 0 | 0 | 0 | 0 | 0 | 0 | 0 | 0 | .484 |
| Mar 09 | LIBERTY | *of | 3 | 0 | 1 | 0 | 0 | 0 | 0 | 0 | 0 | 0 | 0 | 0 | 0 | 0 | 1 | 0 | 0 | 0 | .471 |
| Mar 10 | vs Boston U. | *of/3b | 3 | 2 | 2 | 1 | 0 | 0 | 0 | 1 | 1 | 0 | 0 | 0 | 0 | 0 | 0 | 1 | 0 | 0 | .486 |
| Mar 10 | at Long Beach State | *of | 2 | 1 | 1 | 0 | 0 | 0 | 0 | 1 | 0 | 0 | 0 | 0 | 0 | 0 | 0 | 1 | 0 | 0 | .487 |
| Mar 15 | at Washington | *of | 3 | 1 | 2 | 0 | 0 | 0 | 0 | 0 | 1 | 0 | 0 | 0 | 0 | 0 | 1 | 1 | 0 | 0 | .500 |
| Mar 16 | at Washington | *of | 3 | 0 | 0 | 0 | 0 | 0 | 0 | 0 | 0 | 0 | 0 | 0 | 0 | 0 | 2 | 1 | 0 | 0 | .467 |
| Mar 17 | at Washington | *of | 3 | 2 | 3 | 0 | 1 | 0 | 0 | 0 | 1 | 0 | 0 | 0 | 0 | 0 | 0 | 2 | 0 | 0 | .500 |
| Mar 24 | vs Saint Mary's | *of/dh | 1 | 3 | 1 | 1 | 0 | 0 | 0 | 1 | 3 | 0 | 0 | 0 | 0 | 0 | 0 | 3 | 0 | 0 | .510 |
| Mar 24 | at CSUN | *of | 4 | 2 | 3 | 3 | 0 | 1 | 0 | 0 | 1 | 0 | 0 | 0 | 0 | 0 | 0 | 1 | 0 | 0 | .528 |
| Mar 25 | UC SANTA BARBARA | *of/of | 3 | 1 | 1 | 0 | 0 | 0 | 0 | 0 | 1 | 0 | 0 | 0 | 0 | 0 | 0 | 1 | 0 | 0 | .518 |
| Mar 26 | CAL STATE FULLERT | *of | 2 | 1 | 1 | 0 | 0 | 0 | 0 | 2 | 0 | 1 | 0 | 0 | 0 | 0 | 1 | 0 | 0 | 0 | .517 |
| Mar 29 | CALIFORNIA | *of | 4 | 1 | 1 | 0 | 0 | 0 | 0 | 0 | 0 | 0 | 0 | 0 | 0 | 0 | 1 | 2 | 0 | 0 | .500 |
| Mar 30 | CALIFORNIA | *of/3b | 2 | 0 | 1 | 0 | 0 | 0 | 0 | 0 | 0 | 1 | 0 | 0 | 0 | 0 | 0 | 1 | 1 | 0 | .500 |
| Mar 31 | CALIFORNIA | *of | 2 | 0 | 2 | 0 | 0 | 0 | 0 | 0 | 0 | 0 | 0 | 1 | 0 | 0 | 0 | 3 | 0 | 0 | .515 |
| Apr 05 | at Arizona State | *of | 2 | 0 | 0 | 0 | 0 | 0 | 0 | 0 | 0 | 0 | 0 | 0 | 0 | 0 | 2 | 3 | 0 | 0 | .500 |
| Apr 06 | at Arizona State | *of | 3 | 1 | 1 | 0 | 0 | 0 | 0 | 0 | 1 | 0 | 0 | 1 | 0 | 0 | 0 | 2 | 0 | 0 | .493 |
| Apr 07 | at Arizona State | *of/3b | 3 | 1 | 2 | 2 | 1 | 0 | 0 | 0 | 1 | 0 | 0 | 0 | 0 | 0 | 0 | 0 | 1 | 0 | .500 |
| Apr 12 | OREGON | *of | 1 | 1 | 0 | 0 | 0 | 0 | 0 | 0 | 0 | 0 | 1 | 0 | 0 | 0 | 0 | 1 | 0 | 0 | .493 |
| Apr 13 | OREGON | *of | 1 | 1 | 1 | 0 | 0 | 0 | 0 | 0 | 0 | 0 | 0 | 2 | 0 | 0 | 0 | 0 | 0 | 0 | .500 |
| Apr 14 | OREGON | *of/of | 2 | 1 | 0 | 0 | 0 | 0 | 0 | 0 | 1 | 0 | 0 | 0 | 0 | 0 | 0 | 3 | 0 | 0 | .487 |
| Apr 18 | at Oregon State | *of | 4 | 1 | 1 | 0 | 0 | 0 | 0 | 0 | 0 | 0 | 0 | 0 | 0 | 0 | 2 | 1 | 0 | 0 | .476 |
| Apr 19 | at Oregon State | *of | 2 | 1 | 1 | 0 | 0 | 0 | 0 | 2 | 0 | 0 | 0 | 0 | 0 | 0 | 0 | 1 | 0 | 0 | .476 |
| Apr 20 | at Oregon State | *of | 3 | 1 | 1 | 1 | 0 | 0 | 0 | 0 | 1 | 0 | 0 | 0 | 0 | 0 | 1 | 0 | 0 | 0 | .471 |
| Apr 26 | UTAH | *of | 2 | 0 | 1 | 0 | 0 | 0 | 0 | 0 | 0 | 0 | 0 | 0 | 0 | 0 | 1 | 0 | 0 | 0 | .472 |
| Apr 27 | UTAH | *of | 2 | 0 | 0 | 0 | 0 | 0 | 0 | 1 | 0 | 0 | 0 | 0 | 0 | 0 | 2 | 0 | 0 | 0 | .462 |
| Apr 28 | UTAH | *of | 3 | 1 | 1 | 0 | 0 | 0 | 0 | 0 | 0 | 0 | 0 | 0 | 0 | 0 | 1 | 1 | 0 | 0 | .457 |
| May 03 | at Stanford | *of | 2 | 0 | 0 | 0 | 0 | 0 | 0 | 0 | 0 | 0 | 0 | 0 | 0 | 0 | 1 | 2 | 0 | 0 | .448 |
| May 04 | at Stanford | *of | 3 | 1 | 1 | 0 | 0 | 0 | 0 | 0 | 0 | 0 | 0 | 0 | 0 | 0 | 1 | 2 | 0 | 0 | .444 |
| May 05 | at Stanford | *of | 3 | 0 | 1 | 0 | 0 | 0 | 0 | 0 | 0 | 0 | 0 | 0 | 0 | 0 | 1 | 4 | 0 | 0 | .441 |
| May 09 | ARIZONA | *of | 2 | 0 | 0 | 0 | 0 | 0 | 0 | 1 | 0 | 0 | 0 | 0 | 0 | 0 | 1 | 1 | 0 | 0 | .433 |
| May 10 | ARIZONA | *of | 2 | 0 | 0 | 0 | 0 | 0 | 0 | 1 | 0 | 0 | 0 | 0 | 0 | 0 | 2 | 3 | 0 | 0 | .425 |
| May 11 | ARIZONA | *of | 2 | 0 | 1 | 0 | 0 | 0 | 0 | 0 | 0 | 0 | 0 | 0 | 0 | 0 | 1 | 1 | 0 | 0 | .426 |
| Totals | | 47gs | 108 | 38 | 46 | 12 | 3 | 1 | 0 | 11 | 22 | 2 | 1 | 6 | 0 | 0 | 26 | 55 | 9 | 1 | .426 |

On base pct. .483 • Slugging pct. .472

# #25 Halstead, Paige - 34 games (All games)

| Date | Opponent | Pos | AB | R | H | RBI | 2B | 3B | HR | BB | SB | CS | HBP | SAC | SF | GDP | K | PO | A | E | Avg |
|---|---|---|---|---|---|---|---|---|---|---|---|---|---|---|---|---|---|---|---|---|---|
| Feb 07 | vs Fresno State | c | 0 | 0 | 0 | 0 | 0 | 0 | 0 | 0 | 0 | 0 | 0 | 0 | 0 | 0 | 0 | 2 | 1 | 0 | .000 |
| Feb 08 | at Hawaii | ph/c | 1 | 0 | 0 | 0 | 0 | 0 | 0 | 0 | 0 | 0 | 0 | 0 | 0 | 0 | 0 | 3 | 0 | 0 | .000 |
| Feb 09 | vs Georgia State | c | 2 | 1 | 2 | 3 | 1 | 0 | 1 | 0 | 0 | 0 | 0 | 0 | 0 | 0 | 0 | 6 | 0 | 0 | .667 |
| Feb 09 | vs Saint Mary's | ph | 1 | 0 | 1 | 2 | 1 | 0 | 0 | 0 | 0 | 0 | 0 | 0 | 0 | 0 | 0 | 0 | 0 | 0 | .750 |
| Feb 16 | FRESNO STATE | ph | 0 | 0 | 0 | 0 | 0 | 0 | 0 | 1 | 0 | 0 | 0 | 0 | 0 | 0 | 0 | 0 | 0 | 0 | .750 |
| Feb 17 | UC RIVERSIDE | *c | 2 | 1 | 0 | 1 | 0 | 0 | 0 | 1 | 0 | 0 | 0 | 0 | 0 | 0 | 0 | 6 | 0 | 0 | .500 |
| Feb 22 | vs Missouri | *c | 1 | 0 | 1 | 0 | 0 | 0 | 0 | 0 | 0 | 0 | 0 | 0 | 0 | 0 | 0 | 3 | 1 | 0 | .571 |
| Mar 03 | vs UConn | ph | 0 | 0 | 0 | 0 | 0 | 0 | 0 | 1 | 0 | 0 | 0 | 0 | 0 | 0 | 0 | 0 | 0 | 0 | .571 |
| Mar 08 | ROBERT MORRIS | ph/c | 1 | 0 | 1 | 1 | 1 | 0 | 0 | 0 | 0 | 0 | 0 | 0 | 0 | 0 | 0 | 2 | 0 | 0 | .625 |
| Mar 09 | BYU | c | 0 | 0 | 0 | 0 | 0 | 0 | 0 | 0 | 0 | 0 | 0 | 0 | 0 | 0 | 0 | 3 | 0 | 0 | .625 |
| Mar 09 | LIBERTY | ph/c | 2 | 0 | 0 | 0 | 0 | 0 | 0 | 0 | 0 | 0 | 0 | 0 | 0 | 0 | 1 | 9 | 0 | 0 | .500 |
| Mar 10 | at Long Beach State | *c | 4 | 0 | 1 | 0 | 0 | 0 | 0 | 0 | 0 | 0 | 0 | 0 | 0 | 0 | 2 | 7 | 0 | 0 | .429 |
| Mar 15 | at Washington | *c | 3 | 0 | 0 | 0 | 0 | 0 | 0 | 0 | 0 | 0 | 0 | 0 | 0 | 0 | 1 | 10 | 0 | 0 | .353 |
| Mar 16 | at Washington | *c | 2 | 0 | 0 | 0 | 0 | 0 | 0 | 0 | 0 | 0 | 0 | 0 | 0 | 0 | 2 | 9 | 2 | 0 | .316 |
| Mar 24 | at CSUN | *c | 3 | 1 | 2 | 2 | 0 | 0 | 1 | 1 | 0 | 0 | 0 | 0 | 0 | 0 | 0 | 11 | 1 | 0 | .364 |
| Mar 25 | UC SANTA BARBARA | *c | 2 | 0 | 0 | 0 | 0 | 0 | 0 | 0 | 0 | 0 | 0 | 0 | 0 | 0 | 1 | 6 | 0 | 0 | .333 |
| Mar 26 | CAL STATE FULLERT | *c | 3 | 0 | 1 | 0 | 0 | 0 | 0 | 0 | 0 | 0 | 0 | 0 | 0 | 0 | 0 | 9 | 2 | 1 | .333 |
| Mar 29 | CALIFORNIA | *c | 2 | 0 | 0 | 0 | 0 | 0 | 0 | 1 | 0 | 0 | 0 | 0 | 0 | 0 | 0 | 8 | 0 | 0 | .310 |
| Mar 31 | CALIFORNIA | *c | 4 | 1 | 2 | 0 | 0 | 0 | 0 | 0 | 0 | 0 | 0 | 0 | 0 | 0 | 0 | 5 | 0 | 0 | .333 |
| Apr 05 | at Arizona State | *c | 2 | 0 | 0 | 0 | 0 | 0 | 0 | 0 | 0 | 0 | 0 | 0 | 0 | 0 | 0 | 6 | 0 | 0 | .314 |
| Apr 06 | at Arizona State | *c | 2 | 0 | 0 | 0 | 0 | 0 | 0 | 0 | 0 | 0 | 1 | 0 | 0 | 0 | 1 | 10 | 1 | 0 | .297 |
| Apr 07 | at Arizona State | *c | 2 | 0 | 2 | 3 | 2 | 0 | 0 | 0 | 0 | 0 | 0 | 0 | 0 | 0 | 0 | 1 | 0 | 0 | .333 |
| Apr 12 | OREGON | *c | 1 | 0 | 0 | 0 | 0 | 0 | 0 | 0 | 0 | 0 | 0 | 0 | 0 | 0 | 1 | 5 | 0 | 0 | .325 |
| Apr 13 | OREGON | *c | 2 | 1 | 1 | 0 | 0 | 0 | 0 | 1 | 0 | 0 | 0 | 0 | 0 | 0 | 0 | 8 | 0 | 0 | .333 |
| Apr 14 | OREGON | *c | 2 | 0 | 1 | 0 | 0 | 0 | 0 | 1 | 0 | 0 | 0 | 0 | 0 | 0 | 0 | 8 | 2 | 0 | .341 |
| Apr 18 | at Oregon State | *c | 3 | 0 | 0 | 0 | 0 | 0 | 0 | 0 | 0 | 0 | 0 | 0 | 0 | 0 | 2 | 6 | 0 | 0 | .319 |
| Apr 20 | at Oregon State | *c | 2 | 0 | 0 | 0 | 0 | 0 | 0 | 0 | 0 | 0 | 1 | 0 | 0 | 0 | 1 | 3 | 1 | 0 | .306 |
| Apr 26 | UTAH | *c | 0 | 0 | 0 | 0 | 0 | 0 | 0 | 0 | 0 | 0 | 0 | 0 | 0 | 0 | 0 | 7 | 0 | 0 | .306 |
| May 03 | at Stanford | c | 0 | 0 | 0 | 0 | 0 | 0 | 0 | 0 | 0 | 0 | 0 | 0 | 0 | 0 | 0 | 1 | 0 | 0 | .306 |
| May 04 | at Stanford | *c | 3 | 0 | 1 | 0 | 0 | 0 | 0 | 0 | 0 | 0 | 0 | 0 | 0 | 0 | 0 | 6 | 0 | 0 | .308 |
| May 05 | at Stanford | c | 1 | 0 | 0 | 0 | 0 | 0 | 0 | 0 | 0 | 0 | 0 | 0 | 0 | 0 | 0 | 1 | 1 | 0 | .302 |
| May 09 | ARIZONA | *c | 0 | 0 | 0 | 0 | 0 | 0 | 0 | 0 | 0 | 0 | 0 | 0 | 0 | 0 | 0 | 14 | 1 | 0 | .302 |
| May 10 | ARIZONA | *c | 1 | 0 | 0 | 0 | 0 | 0 | 0 | 0 | 0 | 0 | 0 | 0 | 0 | 0 | 1 | 7 | 0 | 0 | .296 |
| May 11 | ARIZONA | *c | 3 | 0 | 2 | 0 | 0 | 0 | 0 | 0 | 0 | 0 | 0 | 0 | 0 | 0 | 0 | 9 | 0 | 0 | .316 |
| Totals | | 23gs | 57 | 5 | 18 | 12 | 5 | 0 | 2 | 7 | 0 | 0 | 2 | 0 | 0 | 0 | 13 | 191 | 13 | 1 | .316 |

On base pct. .409 • Slugging pct. .509

## #23 Jordan, Aaliyah - 50 games (All games)

| Date | Opponent | Pos | AB | R | H | RBI | 2B | 3B | HR | BB | SB | CS | HBP | SAC | SF | GDP | K | PO | A | E | Avg |
|---|---|---|---|---|---|---|---|---|---|---|---|---|---|---|---|---|---|---|---|---|---|
| Feb 07 | vs UT Arlington | *dh | 1 | 0 | 0 | 0 | 0 | 0 | 0 | 1 | 0 | 0 | 0 | 0 | 0 | 0 | 0 | 0 | 0 | 0 | .000 |
| Feb 07 | vs Fresno State | *dh/dh | 3 | 0 | 0 | 0 | 0 | 0 | 0 | 1 | 0 | 0 | 0 | 0 | 0 | 0 | 2 | 0 | 0 | 0 | .000 |
| Feb 08 | at Hawaii | *dh | 3 | 2 | 1 | 2 | 0 | 0 | 1 | 0 | 0 | 0 | 0 | 0 | 0 | 0 | 0 | 0 | 0 | 0 | .143 |
| Feb 09 | vs Georgia State | *dh | 2 | 0 | 0 | 0 | 0 | 0 | 0 | 0 | 0 | 0 | 0 | 0 | 0 | 0 | 0 | 0 | 0 | 0 | .111 |
| Feb 09 | vs Saint Mary's | *dh | 2 | 1 | 1 | 2 | 0 | 0 | 1 | 1 | 0 | 0 | 0 | 0 | 0 | 0 | 0 | 0 | 0 | 0 | .182 |
| Feb 16 | OLE MISS | *dh | 3 | 0 | 2 | 0 | 1 | 0 | 0 | 0 | 0 | 0 | 0 | 0 | 0 | 0 | 0 | 0 | 0 | 0 | .286 |
| Feb 16 | FRESNO STATE | *dh | 3 | 0 | 2 | 0 | 0 | 0 | 0 | 0 | 0 | 0 | 0 | 0 | 0 | 0 | 0 | 0 | 0 | 0 | .353 |
| Feb 17 | UC RIVERSIDE | *dh | 2 | 2 | 2 | 3 | 0 | 0 | 1 | 0 | 0 | 0 | 0 | 0 | 0 | 0 | 0 | 0 | 0 | 0 | .421 |
| Feb 17 | LOYOLA MARYMOUN | *dh | 3 | 0 | 1 | 2 | 0 | 0 | 0 | 0 | 0 | 0 | 0 | 0 | 0 | 0 | 1 | 0 | 0 | 0 | .409 |
| Feb 22 | vs Oklahoma | *dh | 4 | 0 | 1 | 3 | 1 | 0 | 0 | 0 | 0 | 0 | 0 | 0 | 0 | 0 | 1 | 0 | 0 | 0 | .385 |
| Feb 22 | vs Missouri | *dh | 4 | 0 | 2 | 0 | 0 | 0 | 0 | 0 | 0 | 0 | 0 | 0 | 0 | 0 | 0 | 0 | 0 | 0 | .400 |
| Feb 23 | vs Nebraska | *dh | 4 | 0 | 2 | 1 | 0 | 0 | 0 | 0 | 0 | 0 | 0 | 0 | 0 | 0 | 0 | 0 | 0 | 0 | .412 |
| Feb 23 | vs Kentucky | *dh | 4 | 1 | 2 | 1 | 1 | 0 | 0 | 0 | 0 | 0 | 0 | 0 | 0 | 0 | 1 | 0 | 0 | 0 | .421 |
| Feb 24 | vs Colorado State | *dh | 2 | 0 | 1 | 0 | 0 | 0 | 0 | 1 | 0 | 0 | 0 | 0 | 0 | 0 | 0 | 0 | 0 | 0 | .425 |
| Feb 27 | vs Florida | *c/dh | 3 | 0 | 1 | 1 | 1 | 0 | 0 | 1 | 0 | 0 | 0 | 0 | 0 | 0 | 1 | 0 | 0 | 0 | .419 |
| Mar 01 | vs Florida | *c/dh | 4 | 0 | 1 | 1 | 1 | 0 | 0 | 0 | 0 | 0 | 0 | 0 | 0 | 0 | 0 | 0 | 0 | 0 | .404 |
| Mar 01 | vs Michigan | *dh | 3 | 0 | 0 | 0 | 0 | 0 | 0 | 0 | 0 | 0 | 0 | 0 | 0 | 0 | 1 | 0 | 0 | 0 | .380 |
| Mar 08 | ROBERT MORRIS | *dh | 3 | 1 | 1 | 4 | 0 | 0 | 1 | 0 | 0 | 0 | 0 | 0 | 0 | 0 | 0 | 0 | 0 | 0 | .377 |
| Mar 09 | BYU | *dh | 3 | 2 | 1 | 0 | 0 | 0 | 0 | 1 | 0 | 0 | 0 | 0 | 0 | 0 | 0 | 0 | 0 | 0 | .375 |
| Mar 09 | LIBERTY | *dh | 4 | 1 | 3 | 1 | 3 | 0 | 0 | 0 | 0 | 0 | 0 | 0 | 0 | 0 | 1 | 0 | 0 | 0 | .400 |
| Mar 10 | vs Boston U. | *dh/dh | 4 | 0 | 2 | 1 | 2 | 0 | 0 | 1 | 0 | 0 | 0 | 0 | 0 | 0 | 1 | 0 | 0 | 0 | .406 |
| Mar 10 | at Long Beach State | *dh | 4 | 1 | 1 | 2 | 1 | 0 | 0 | 0 | 0 | 0 | 0 | 0 | 0 | 0 | 0 | 0 | 0 | 0 | .397 |
| Mar 15 | at Washington | *dh | 3 | 0 | 0 | 0 | 0 | 0 | 0 | 0 | 0 | 0 | 0 | 0 | 0 | 0 | 2 | 0 | 0 | 0 | .380 |
| Mar 16 | at Washington | *dh | 4 | 1 | 1 | 0 | 1 | 0 | 0 | 0 | 0 | 0 | 0 | 0 | 0 | 0 | 1 | 0 | 0 | 0 | .373 |
| Mar 17 | at Washington | *dh | 2 | 3 | 1 | 0 | 0 | 0 | 0 | 2 | 0 | 0 | 0 | 0 | 0 | 0 | 0 | 0 | 0 | 0 | .377 |
| Mar 24 | vs Saint Mary's | *dh | 1 | 0 | 1 | 1 | 0 | 0 | 0 | 1 | 0 | 0 | 0 | 0 | 0 | 0 | 0 | 0 | 0 | 0 | .385 |
| Mar 24 | at CSUN | *dh | 4 | 0 | 2 | 1 | 1 | 0 | 0 | 0 | 0 | 0 | 0 | 0 | 0 | 0 | 0 | 0 | 0 | 0 | .390 |
| Mar 25 | UC SANTA BARBARA | *dh | 2 | 1 | 1 | 1 | 0 | 0 | 0 | 1 | 1 | 0 | 0 | 0 | 0 | 0 | 0 | 0 | 0 | 0 | .393 |
| Mar 26 | CAL STATE FULLERT | *dh | 2 | 0 | 0 | 1 | 0 | 0 | 0 | 1 | 0 | 0 | 0 | 0 | 0 | 0 | 1 | 0 | 0 | 0 | .384 |
| Mar 29 | CALIFORNIA | *dh | 4 | 0 | 2 | 0 | 0 | 0 | 0 | 0 | 0 | 0 | 0 | 0 | 0 | 0 | 0 | 0 | 0 | 0 | .389 |
| Mar 30 | CALIFORNIA | *dh | 3 | 0 | 0 | 0 | 0 | 0 | 0 | 0 | 0 | 0 | 0 | 0 | 0 | 0 | 1 | 0 | 0 | 0 | .376 |
| Mar 31 | CALIFORNIA | *dh | 4 | 1 | 1 | 3 | 0 | 0 | 1 | 0 | 0 | 0 | 0 | 0 | 0 | 0 | 1 | 0 | 0 | 0 | .371 |
| Apr 05 | at Arizona State | *dh | 2 | 2 | 1 | 1 | 1 | 0 | 0 | 1 | 0 | 0 | 0 | 0 | 0 | 0 | 0 | 0 | 0 | 0 | .374 |
| Apr 06 | at Arizona State | *dh | 4 | 3 | 3 | 3 | 0 | 0 | 2 | 0 | 0 | 0 | 0 | 0 | 0 | 0 | 0 | 0 | 0 | 0 | .388 |
| Apr 07 | at Arizona State | *dh | 2 | 3 | 2 | 3 | 0 | 0 | 1 | 1 | 0 | 0 | 0 | 0 | 0 | 0 | 0 | 0 | 0 | 0 | .400 |
| Apr 12 | OREGON | *dh | 4 | 0 | 0 | 0 | 0 | 0 | 0 | 0 | 0 | 0 | 0 | 0 | 0 | 0 | 4 | 0 | 0 | 0 | .385 |
| Apr 13 | OREGON | *dh | 3 | 0 | 1 | 1 | 0 | 0 | 0 | 0 | 0 | 0 | 0 | 0 | 0 | 0 | 0 | 0 | 0 | 0 | .384 |
| Apr 14 | OREGON | *dh | 2 | 0 | 1 | 0 | 0 | 0 | 0 | 1 | 0 | 0 | 0 | 0 | 0 | 0 | 0 | 0 | 0 | 0 | .386 |
| Apr 18 | at Oregon State | *dh | 2 | 0 | 0 | 1 | 0 | 0 | 0 | 1 | 0 | 0 | 0 | 0 | 1 | 0 | 2 | 0 | 0 | 0 | .379 |
| Apr 19 | at Oregon State | *dh | 4 | 3 | 2 | 1 | 1 | 0 | 0 | 0 | 0 | 0 | 0 | 0 | 0 | 0 | 1 | 0 | 0 | 0 | .383 |
| Apr 20 | at Oregon State | *dh | 3 | 0 | 1 | 1 | 0 | 0 | 0 | 0 | 0 | 0 | 0 | 0 | 0 | 0 | 0 | 0 | 0 | 0 | .382 |
| Apr 26 | UTAH | *of | 3 | 1 | 0 | 0 | 0 | 0 | 0 | 0 | 0 | 0 | 0 | 0 | 0 | 0 | 0 | 0 | 0 | 0 | .373 |
| Apr 27 | UTAH | *of/dh | 3 | 1 | 1 | 0 | 1 | 0 | 0 | 0 | 0 | 0 | 0 | 0 | 0 | 0 | 0 | 0 | 0 | 0 | .372 |
| Apr 28 | UTAH | *of/dh | 3 | 2 | 3 | 3 | 0 | 0 | 0 | 0 | 0 | 0 | 0 | 0 | 0 | 0 | 0 | 0 | 0 | 0 | .386 |
| May 03 | at Stanford | *of/dh | 2 | 0 | 0 | 0 | 0 | 0 | 0 | 1 | 0 | 0 | 0 | 0 | 0 | 0 | 0 | 0 | 0 | 0 | .381 |
| May 04 | at Stanford | *dh/of | 3 | 0 | 1 | 1 | 1 | 0 | 0 | 1 | 0 | 0 | 0 | 0 | 0 | 0 | 0 | 0 | 0 | 0 | .380 |
| May 05 | at Stanford | *of | 3 | 1 | 2 | 1 | 0 | 0 | 1 | 0 | 0 | 0 | 0 | 0 | 0 | 0 | 0 | 0 | 0 | 0 | .386 |
| May 09 | ARIZONA | *of | 3 | 0 | 0 | 0 | 0 | 0 | 0 | 0 | 0 | 0 | 0 | 0 | 0 | 0 | 2 | 0 | 0 | 0 | .378 |
| May 10 | ARIZONA | *of | 2 | 0 | 1 | 2 | 1 | 0 | 0 | 1 | 0 | 0 | 0 | 0 | 0 | 0 | 0 | 0 | 0 | 0 | .379 |
| May 11 | ARIZONA | *of | 3 | 0 | 1 | 0 | 0 | 0 | 0 | 0 | 0 | 0 | 0 | 0 | 0 | 0 | 0 | 3 | 0 | 0 | .378 |
| Totals | | 50gs | 148 | 33 | 56 | 49 | 18 | 0 | 9 | 19 | 1 | 0 | 0 | 0 | 1 | 0 | 24 | 3 | 0 | 0 | .378 |

On base pct. .446 • Slugging pct. .682

## #48 Nickles, Bubba - 51 games (All games)

| Date | Opponent | Pos | AB | R | H | RBI | 2B | 3B | HR | BB | SB | CS | HBP | SAC | SF | GDP | K | PO | A | E | Avg |
|---|---|---|---|---|---|---|---|---|---|---|---|---|---|---|---|---|---|---|---|---|---|
| Feb 07 | vs UT Arlington | *of | 3 | 1 | 2 | 2 | 0 | 0 | 1 | 0 | 0 | 0 | 0 | 0 | 0 | 0 | 0 | 0 | 0 | 0 | .667 |
| Feb 07 | vs Fresno State | *of | 3 | 0 | 2 | 1 | 0 | 0 | 0 | 0 | 0 | 0 | 1 | 0 | 0 | 0 | 0 | 2 | 0 | 0 | .667 |
| Feb 08 | at Hawaii | *of | 4 | 0 | 1 | 0 | 0 | 0 | 0 | 0 | 0 | 0 | 0 | 0 | 0 | 0 | 1 | 1 | 0 | 0 | .500 |
| Feb 09 | vs Georgia State | *of | 3 | 1 | 1 | 2 | 0 | 0 | 0 | 0 | 0 | 0 | 0 | 0 | 1 | 0 | 0 | 0 | 0 | 0 | .462 |
| Feb 09 | vs Saint Mary's | *of | 2 | 4 | 2 | 2 | 0 | 0 | 1 | 2 | 0 | 0 | 0 | 0 | 0 | 0 | 0 | 0 | 0 | 0 | .533 |
| Feb 16 | OLE MISS | *of | 3 | 0 | 1 | 1 | 0 | 0 | 0 | 0 | 0 | 0 | 0 | 0 | 0 | 0 | 0 | 0 | 0 | 0 | .500 |
| Feb 16 | FRESNO STATE | *of | 4 | 1 | 1 | 2 | 0 | 0 | 0 | 0 | 0 | 0 | 0 | 0 | 0 | 0 | 0 | 1 | 0 | 0 | .455 |
| Feb 17 | UC RIVERSIDE | *of | 3 | 3 | 2 | 3 | 0 | 0 | 2 | 1 | 0 | 0 | 0 | 0 | 0 | 0 | 0 | 1 | 0 | 0 | .480 |
| Feb 17 | LOYOLA MARYMOUN | *of | 3 | 0 | 1 | 1 | 0 | 0 | 0 | 0 | 0 | 0 | 0 | 0 | 0 | 0 | 1 | 0 | 0 | 0 | .464 |
| Feb 22 | vs Oklahoma | *of | 4 | 1 | 1 | 1 | 0 | 0 | 1 | 0 | 0 | 0 | 0 | 0 | 0 | 0 | 2 | 1 | 0 | 0 | .438 |
| Feb 22 | vs Missouri | *of | 4 | 2 | 1 | 1 | 0 | 1 | 0 | 0 | 0 | 0 | 0 | 0 | 0 | 0 | 1 | 0 | 0 | 0 | .417 |
| Feb 23 | vs Nebraska | *of | 3 | 3 | 2 | 0 | 1 | 0 | 0 | 1 | 0 | 0 | 0 | 0 | 0 | 0 | 0 | 4 | 0 | 0 | .436 |
| Feb 23 | vs Kentucky | *of | 4 | 2 | 1 | 3 | 0 | 0 | 1 | 0 | 0 | 0 | 0 | 0 | 0 | 0 | 0 | 1 | 0 | 0 | .419 |
| Feb 24 | vs Colorado State | *of | 3 | 0 | 0 | 0 | 0 | 0 | 0 | 1 | 0 | 0 | 0 | 0 | 0 | 0 | 0 | 0 | 0 | 0 | .391 |
| Feb 27 | vs Florida | *of | 3 | 1 | 0 | 0 | 0 | 0 | 0 | 1 | 0 | 0 | 0 | 0 | 0 | 0 | 1 | 0 | 0 | 0 | .367 |
| Mar 01 | vs Florida | *of | 3 | 1 | 2 | 2 | 0 | 0 | 0 | 0 | 1 | 0 | 1 | 0 | 0 | 0 | 0 | 1 | 0 | 0 | .385 |
| Mar 01 | vs Michigan | *of | 3 | 0 | 1 | 0 | 0 | 0 | 0 | 0 | 0 | 0 | 0 | 0 | 0 | 0 | 0 | 2 | 0 | 0 | .382 |
| Mar 03 | vs UConn | *of | 3 | 1 | 1 | 1 | 0 | 0 | 0 | 1 | 0 | 0 | 0 | 0 | 0 | 0 | 0 | 1 | 0 | 0 | .379 |
| Mar 08 | ROBERT MORRIS | *of | 4 | 1 | 1 | 1 | 0 | 0 | 0 | 0 | 0 | 0 | 0 | 0 | 0 | 0 | 1 | 1 | 0 | 0 | .371 |
| Mar 09 | BYU | *of | 4 | 1 | 1 | 1 | 0 | 0 | 1 | 0 | 0 | 0 | 0 | 0 | 0 | 0 | 0 | 0 | 0 | 0 | .364 |
| Mar 09 | LIBERTY | *of | 4 | 2 | 2 | 1 | 0 | 0 | 1 | 0 | 0 | 0 | 0 | 0 | 0 | 0 | 0 | 1 | 0 | 0 | .371 |
| Mar 10 | vs Boston U. | *of | 5 | 1 | 1 | 1 | 0 | 0 | 0 | 0 | 0 | 0 | 0 | 0 | 0 | 0 | 0 | 1 | 0 | 0 | .360 |
| Mar 10 | at Long Beach State | *of | 2 | 1 | 0 | 0 | 0 | 0 | 0 | 1 | 0 | 0 | 1 | 0 | 0 | 0 | 1 | 1 | 0 | 0 | .351 |
| Mar 15 | at Washington | *of | 2 | 0 | 0 | 0 | 0 | 0 | 0 | 1 | 0 | 0 | 0 | 0 | 0 | 0 | 0 | 1 | 0 | 0 | .342 |
| Mar 16 | at Washington | *of | 3 | 0 | 1 | 2 | 0 | 0 | 0 | 1 | 0 | 0 | 0 | 0 | 0 | 0 | 0 | 2 | 0 | 0 | .341 |
| Mar 17 | at Washington | *of | 3 | 3 | 2 | 2 | 0 | 0 | 0 | 0 | 0 | 0 | 1 | 0 | 0 | 0 | 1 | 1 | 0 | 0 | .353 |
| Mar 24 | vs Saint Mary's | *of | 3 | 0 | 1 | 0 | 0 | 0 | 0 | 1 | 1 | 0 | 0 | 0 | 0 | 0 | 0 | 1 | 0 | 0 | .352 |
| Mar 24 | at CSUN | *of | 5 | 2 | 2 | 1 | 1 | 0 | 0 | 0 | 0 | 0 | 0 | 0 | 0 | 0 | 0 | 0 | 0 | 0 | .355 |
| Mar 25 | UC SANTA BARBARA | *of/3b | 3 | 0 | 0 | 1 | 0 | 0 | 0 | 0 | 0 | 0 | 0 | 0 | 0 | 0 | 1 | 4 | 3 | 0 | .344 |
| Mar 26 | CAL STATE FULLERT | *of | 3 | 1 | 2 | 2 | 0 | 0 | 1 | 0 | 0 | 0 | 0 | 0 | 0 | 0 | 0 | 0 | 0 | 0 | .354 |
| Mar 29 | CALIFORNIA | *of | 3 | 0 | 1 | 1 | 0 | 0 | 0 | 2 | 0 | 0 | 0 | 0 | 0 | 0 | 0 | 2 | 0 | 0 | .353 |
| Mar 30 | CALIFORNIA | *of | 3 | 0 | 0 | 0 | 0 | 0 | 0 | 0 | 0 | 0 | 0 | 0 | 0 | 0 | 0 | 2 | 0 | 0 | .343 |
| Mar 31 | CALIFORNIA | *of | 2 | 1 | 1 | 0 | 0 | 0 | 0 | 2 | 1 | 0 | 0 | 0 | 0 | 0 | 0 | 1 | 0 | 0 | .346 |
| Apr 05 | at Arizona State | *of | 3 | 1 | 2 | 2 | 1 | 0 | 0 | 0 | 0 | 0 | 0 | 0 | 0 | 0 | 0 | 1 | 0 | 0 | .355 |
| Apr 06 | at Arizona State | *of | 4 | 1 | 1 | 3 | 0 | 0 | 1 | 0 | 0 | 0 | 0 | 0 | 0 | 0 | 0 | 0 | 0 | 0 | .351 |
| Apr 07 | at Arizona State | *of | 4 | 1 | 1 | 0 | 0 | 0 | 0 | 0 | 0 | 0 | 0 | 0 | 0 | 0 | 1 | 2 | 0 | 0 | .347 |
| Apr 12 | OREGON | *of | 4 | 1 | 2 | 2 | 0 | 0 | 1 | 0 | 1 | 0 | 0 | 0 | 0 | 0 | 1 | 1 | 0 | 1 | .352 |
| Apr 13 | OREGON | *of | 3 | 0 | 2 | 3 | 0 | 0 | 0 | 0 | 0 | 0 | 0 | 0 | 1 | 0 | 0 | 2 | 0 | 0 | .360 |
| Apr 14 | OREGON | *of | 4 | 1 | 3 | 0 | 0 | 0 | 0 | 0 | 0 | 0 | 0 | 0 | 0 | 0 | 0 | 1 | 0 | 0 | .372 |
| Apr 18 | at Oregon State | *of | 3 | 3 | 3 | 2 | 0 | 0 | 1 | 2 | 0 | 0 | 0 | 0 | 0 | 0 | 0 | 2 | 0 | 0 | .386 |
| Apr 19 | at Oregon State | *of | 3 | 1 | 3 | 2 | 0 | 0 | 0 | 1 | 1 | 0 | 0 | 0 | 0 | 0 | 0 | 0 | 0 | 0 | .400 |
| Apr 20 | at Oregon State | *of | 4 | 1 | 1 | 3 | 0 | 0 | 1 | 0 | 0 | 0 | 0 | 0 | 0 | 0 | 1 | 2 | 0 | 0 | .396 |
| Apr 26 | UTAH | *of | 3 | 0 | 1 | 0 | 1 | 0 | 0 | 0 | 0 | 0 | 0 | 0 | 0 | 0 | 1 | 0 | 0 | 0 | .394 |
| Apr 27 | UTAH | *of | 3 | 1 | 2 | 0 | 2 | 0 | 0 | 0 | 0 | 0 | 0 | 0 | 0 | 0 | 0 | 1 | 0 | 0 | .400 |
| Apr 28 | UTAH | *of | 2 | 2 | 1 | 0 | 0 | 0 | 0 | 2 | 1 | 0 | 0 | 0 | 0 | 0 | 0 | 0 | 0 | 0 | .401 |
| May 03 | at Stanford | *of | 4 | 1 | 2 | 0 | 0 | 0 | 0 | 0 | 0 | 0 | 0 | 0 | 0 | 0 | 0 | 3 | 0 | 0 | .404 |
| May 04 | at Stanford | *of | 4 | 2 | 2 | 3 | 1 | 0 | 0 | 0 | 0 | 0 | 0 | 0 | 0 | 0 | 0 | 3 | 0 | 0 | .406 |
| May 05 | at Stanford | *of | 4 | 0 | 1 | 0 | 0 | 0 | 0 | 0 | 0 | 0 | 0 | 0 | 0 | 0 | 1 | 2 | 0 | 0 | .403 |
| May 09 | ARIZONA | *of | 4 | 1 | 2 | 1 | 0 | 0 | 0 | 0 | 0 | 0 | 0 | 0 | 0 | 0 | 0 | 0 | 0 | 0 | .405 |
| May 10 | ARIZONA | *of | 3 | 1 | 1 | 1 | 0 | 0 | 0 | 0 | 0 | 0 | 0 | 0 | 0 | 0 | 1 | 0 | 0 | 0 | .404 |
| May 11 | ARIZONA | *of | 3 | 1 | 1 | 1 | 0 | 0 | 1 | 0 | 0 | 0 | 0 | 0 | 0 | 0 | 0 | 2 | 0 | 0 | .402 |
| Totals | | 51gs | 169 | 53 | 68 | 58 | 7 | 1 | 14 | 20 | 6 | 0 | 4 | 0 | 2 | 0 | 16 | 55 | 3 | 1 | .402 |

On base pct. .472 • Slugging pct. .704

## #21 Pack, Taylor - 48 games (All games)

| Date | Opponent | Pos | AB | R | H | RBI | 2B | 3B | HR | BB | SB | CS | HBP | SAC | SF | GDP | K | PO | A | E | Avg |
|---|---|---|---|---|---|---|---|---|---|---|---|---|---|---|---|---|---|---|---|---|---|
| Feb 07 | vs UT Arlington | *of | 3 | 0 | 0 | 0 | 0 | 0 | 0 | 0 | 0 | 0 | 0 | 0 | 0 | 0 | 0 | 1 | 0 | 0 | .000 |
| Feb 07 | vs Fresno State | *c/dh | 3 | 1 | 2 | 2 | 0 | 0 | 1 | 0 | 0 | 0 | 0 | 0 | 0 | 0 | 0 | 4 | 0 | 0 | .333 |
| Feb 08 | at Hawaii | *of | 3 | 2 | 2 | 0 | 1 | 0 | 0 | 0 | 0 | 0 | 0 | 0 | 0 | 0 | 0 | 0 | 0 | 0 | .444 |
| Feb 09 | vs Georgia State | *of/dh | 2 | 0 | 2 | 1 | 0 | 0 | 0 | 0 | 0 | 0 | 0 | 0 | 0 | 0 | 0 | 1 | 0 | 0 | .545 |
| Feb 09 | vs Saint Mary's | *c | 2 | 0 | 2 | 2 | 2 | 0 | 0 | 1 | 0 | 0 | 0 | 0 | 0 | 0 | 0 | 5 | 1 | 0 | .615 |
| Feb 16 | OLE MISS | *of | 2 | 0 | 0 | 0 | 0 | 0 | 0 | 0 | 0 | 0 | 0 | 0 | 0 | 0 | 1 | 0 | 0 | 0 | .533 |
| Feb 16 | FRESNO STATE | *c | 3 | 0 | 1 | 0 | 0 | 0 | 0 | 0 | 0 | 0 | 0 | 0 | 0 | 0 | 0 | 10 | 0 | 0 | .500 |
| Feb 17 | UC RIVERSIDE | *of | 1 | 1 | 0 | 0 | 0 | 0 | 0 | 1 | 0 | 0 | 0 | 0 | 0 | 0 | 0 | 0 | 0 | 0 | .474 |
| Feb 22 | vs Oklahoma | *of | 3 | 1 | 0 | 0 | 0 | 0 | 0 | 0 | 0 | 0 | 0 | 0 | 0 | 0 | 0 | 0 | 0 | 0 | .409 |
| Feb 22 | vs Missouri | *of | 3 | 0 | 1 | 1 | 0 | 0 | 0 | 0 | 0 | 0 | 0 | 0 | 0 | 0 | 1 | 1 | 0 | 0 | .400 |
| Feb 23 | vs Nebraska | *c | 4 | 0 | 2 | 1 | 1 | 0 | 0 | 0 | 0 | 0 | 0 | 0 | 0 | 0 | 0 | 4 | 1 | 0 | .414 |
| Feb 23 | vs Kentucky | *of | 3 | 1 | 1 | 1 | 0 | 0 | 0 | 1 | 0 | 0 | 0 | 0 | 0 | 1 | 0 | 0 | 0 | 0 | .406 |
| Feb 24 | vs Colorado State | *c | 1 | 0 | 1 | 1 | 0 | 0 | 0 | 2 | 0 | 0 | 0 | 0 | 0 | 0 | 0 | 9 | 0 | 0 | .424 |
| Feb 27 | vs Florida | *of | 3 | 0 | 1 | 0 | 0 | 0 | 0 | 0 | 0 | 0 | 0 | 0 | 0 | 0 | 1 | 0 | 0 | 0 | .417 |
| Mar 01 | vs Florida | *of | 3 | 0 | 1 | 0 | 0 | 0 | 0 | 0 | 0 | 0 | 0 | 0 | 0 | 0 | 0 | 0 | 0 | 0 | .410 |
| Mar 01 | vs Michigan | *c | 3 | 0 | 0 | 0 | 0 | 0 | 0 | 0 | 0 | 0 | 0 | 0 | 0 | 0 | 0 | 2 | 1 | 0 | .381 |
| Mar 03 | vs UConn | *of | 2 | 0 | 0 | 0 | 0 | 0 | 0 | 0 | 0 | 0 | 0 | 0 | 0 | 0 | 1 | 0 | 0 | 0 | .364 |
| Mar 08 | ROBERT MORRIS | *of | 3 | 1 | 2 | 2 | 0 | 0 | 1 | 0 | 0 | 0 | 0 | 0 | 0 | 0 | 0 | 0 | 0 | 0 | .383 |
| Mar 09 | BYU | ph/of | 3 | 1 | 2 | 2 | 1 | 0 | 1 | 0 | 0 | 0 | 0 | 0 | 0 | 0 | 0 | 0 | 0 | 0 | .400 |
| Mar 09 | LIBERTY | *c/of | 3 | 0 | 1 | 1 | 0 | 0 | 0 | 0 | 0 | 0 | 0 | 0 | 0 | 0 | 1 | 3 | 0 | 0 | .396 |
| Mar 10 | vs Boston U. | *of | 0 | 0 | 0 | 0 | 0 | 0 | 0 | 1 | 0 | 0 | 0 | 0 | 0 | 0 | 0 | 0 | 0 | 0 | .396 |
| Mar 10 | at Long Beach State | *of | 3 | 1 | 1 | 1 | 0 | 0 | 1 | 0 | 0 | 0 | 0 | 0 | 0 | 0 | 1 | 0 | 0 | 0 | .393 |
| Mar 15 | at Washington | *of | 3 | 0 | 1 | 3 | 1 | 0 | 0 | 0 | 0 | 0 | 0 | 0 | 0 | 0 | 0 | 1 | 0 | 0 | .390 |
| Mar 16 | at Washington | *of | 3 | 0 | 0 | 0 | 0 | 0 | 0 | 0 | 0 | 0 | 0 | 0 | 0 | 0 | 2 | 0 | 0 | 0 | .371 |
| Mar 17 | at Washington | *of | 1 | 1 | 1 | 2 | 1 | 0 | 0 | 1 | 0 | 0 | 1 | 0 | 0 | 0 | 0 | 0 | 0 | 0 | .381 |
| Mar 24 | vs Saint Mary's | *of/1b | 1 | 1 | 1 | 1 | 0 | 0 | 1 | 1 | 0 | 0 | 0 | 0 | 0 | 0 | 0 | 1 | 0 | 0 | .391 |
| Mar 24 | at CSUN | *1b | 3 | 2 | 2 | 2 | 0 | 0 | 0 | 1 | 0 | 0 | 0 | 0 | 0 | 1 | 0 | 5 | 0 | 0 | .403 |
| Mar 25 | UC SANTA BARBARA | *of | 2 | 1 | 1 | 3 | 1 | 0 | 0 | 0 | 0 | 0 | 0 | 0 | 0 | 0 | 1 | 0 | 0 | 0 | .406 |
| Mar 26 | CAL STATE FULLERT | *1b | 3 | 0 | 0 | 0 | 0 | 0 | 0 | 0 | 0 | 0 | 0 | 0 | 0 | 0 | 0 | 8 | 0 | 0 | .389 |
| Mar 29 | CALIFORNIA | *3b | 2 | 1 | 0 | 0 | 0 | 0 | 0 | 2 | 0 | 0 | 0 | 0 | 0 | 0 | 0 | 3 | 0 | 0 | .378 |
| Mar 30 | CALIFORNIA | *3b/1b | 3 | 0 | 1 | 0 | 0 | 0 | 0 | 0 | 0 | 0 | 0 | 0 | 0 | 0 | 0 | 0 | 3 | 0 | .377 |
| Mar 31 | CALIFORNIA | *3b | 2 | 0 | 1 | 0 | 0 | 0 | 0 | 2 | 0 | 0 | 0 | 0 | 0 | 0 | 0 | 1 | 1 | 1 | .380 |
| Apr 05 | at Arizona State | *3b | 3 | 2 | 2 | 4 | 0 | 0 | 2 | 0 | 0 | 0 | 0 | 0 | 0 | 0 | 1 | 0 | 0 | 0 | .390 |
| Apr 06 | at Arizona State | *3b | 4 | 1 | 3 | 3 | 2 | 0 | 1 | 0 | 0 | 0 | 0 | 0 | 0 | 0 | 1 | 0 | 1 | 0 | .407 |
| Apr 07 | at Arizona State | *3b | 1 | 2 | 1 | 3 | 1 | 0 | 0 | 1 | 0 | 0 | 0 | 0 | 0 | 0 | 0 | 0 | 0 | 0 | .414 |
| Apr 12 | OREGON | *3b | 3 | 1 | 2 | 0 | 1 | 0 | 0 | 0 | 0 | 0 | 0 | 0 | 0 | 0 | 0 | 1 | 2 | 0 | .422 |
| Apr 13 | OREGON | *3b | 4 | 1 | 2 | 1 | 0 | 0 | 0 | 0 | 0 | 0 | 0 | 0 | 0 | 0 | 1 | 2 | 1 | 0 | .426 |
| Apr 14 | OREGON | *3b | 4 | 1 | 1 | 0 | 0 | 0 | 0 | 0 | 0 | 0 | 0 | 0 | 0 | 1 | 0 | 0 | 1 | 0 | .418 |
| Apr 18 | at Oregon State | *3b | 4 | 0 | 0 | 0 | 0 | 0 | 0 | 1 | 0 | 0 | 0 | 0 | 0 | 0 | 0 | 1 | 5 | 0 | .402 |
| Apr 19 | at Oregon State | *3b | 4 | 1 | 2 | 3 | 1 | 0 | 0 | 0 | 0 | 0 | 0 | 0 | 0 | 0 | 0 | 2 | 0 | 0 | .406 |
| Apr 20 | at Oregon State | *3b | 3 | 1 | 2 | 1 | 0 | 0 | 1 | 1 | 0 | 0 | 0 | 0 | 0 | 0 | 0 | 2 | 1 | 0 | .413 |
| Apr 26 | UTAH | *1b | 1 | 0 | 0 | 0 | 0 | 0 | 0 | 1 | 0 | 0 | 0 | 0 | 0 | 0 | 0 | 7 | 1 | 0 | .409 |
| May 03 | at Stanford | *dh/1b | 3 | 0 | 1 | 0 | 0 | 0 | 0 | 0 | 0 | 0 | 0 | 0 | 0 | 0 | 0 | 2 | 0 | 0 | .407 |
| May 04 | at Stanford | *1b | 3 | 0 | 1 | 0 | 0 | 0 | 0 | 1 | 0 | 0 | 0 | 0 | 0 | 0 | 0 | 6 | 0 | 0 | .405 |
| May 05 | at Stanford | *dh/1b | 4 | 0 | 0 | 0 | 0 | 0 | 0 | 0 | 0 | 0 | 0 | 0 | 0 | 0 | 0 | 3 | 0 | 0 | .392 |
| May 09 | ARIZONA | *1b | 2 | 0 | 0 | 0 | 0 | 0 | 0 | 2 | 0 | 0 | 0 | 0 | 0 | 0 | 1 | 3 | 0 | 0 | .385 |
| May 10 | ARIZONA | *1b | 3 | 1 | 2 | 2 | 0 | 0 | 1 | 0 | 0 | 0 | 0 | 0 | 0 | 0 | 0 | 6 | 0 | 0 | .392 |
| May 11 | ARIZONA | *1b | 3 | 0 | 0 | 0 | 0 | 0 | 0 | 0 | 0 | 0 | 0 | 0 | 0 | 0 | 0 | 4 | 0 | 0 | .383 |
| Totals | | 47gs | 128 | 26 | 49 | 43 | 13 | 0 | 10 | 20 | 0 | 0 | 1 | 0 | 0 | 3 | 13 | 98 | 19 | 1 | .383 |

On base pct. .470 • Slugging pct. .719

## #3 Perez, Briana - 50 games (All games)

| Date | Opponent | Pos | AB | R | H | RBI | 2B | 3B | HR | BB | SB | CS | HBP | SAC | SF | GDP | K | PO | A | E | Avg |
|---|---|---|---|---|---|---|---|---|---|---|---|---|---|---|---|---|---|---|---|---|---|
| Feb 07 | vs UT Arlington | *ss | 2 | 1 | 2 | 0 | 0 | 0 | 0 | 1 | 0 | 0 | 0 | 0 | 0 | 0 | 0 | 1 | 1 | 0 | 1.000 |
| Feb 07 | vs Fresno State | *ss | 4 | 1 | 2 | 1 | 0 | 0 | 0 | 0 | 0 | 0 | 0 | 0 | 0 | 0 | 1 | 2 | 5 | 0 | .667 |
| Feb 08 | at Hawaii | *ss | 4 | 2 | 2 | 0 | 1 | 0 | 0 | 0 | 0 | 0 | 0 | 0 | 0 | 0 | 0 | 1 | 0 | 0 | .600 |
| Feb 09 | vs Georgia State | *ss | 4 | 3 | 3 | 2 | 1 | 0 | 0 | 0 | 1 | 0 | 0 | 0 | 0 | 0 | 0 | 0 | 1 | 0 | .643 |
| Feb 09 | vs Saint Mary's | *ss | 3 | 2 | 1 | 1 | 0 | 0 | 0 | 1 | 1 | 0 | 0 | 0 | 0 | 0 | 0 | 0 | 1 | 0 | .588 |
| Feb 16 | OLE MISS | *ss | 2 | 0 | 0 | 0 | 0 | 0 | 0 | 0 | 0 | 0 | 0 | 1 | 0 | 0 | 1 | 2 | 2 | 1 | .526 |
| Feb 16 | FRESNO STATE | *ss | 4 | 1 | 1 | 1 | 1 | 0 | 0 | 0 | 1 | 0 | 0 | 0 | 0 | 0 | 1 | 0 | 0 | 0 | .478 |
| Feb 17 | UC RIVERSIDE | *ss | 4 | 2 | 3 | 2 | 1 | 0 | 0 | 0 | 1 | 0 | 0 | 0 | 0 | 0 | 0 | 0 | 0 | 0 | .519 |
| Feb 17 | LOYOLA MARYMOUN | *ss | 3 | 1 | 2 | 0 | 1 | 0 | 0 | 0 | 0 | 0 | 0 | 0 | 0 | 0 | 0 | 3 | 1 | 0 | .533 |
| Feb 22 | vs Oklahoma | *ss | 4 | 1 | 2 | 2 | 0 | 0 | 0 | 0 | 0 | 0 | 0 | 0 | 0 | 0 | 1 | 0 | 1 | 0 | .529 |
| Feb 22 | vs Missouri | *ss | 4 | 1 | 1 | 0 | 0 | 0 | 0 | 0 | 0 | 0 | 0 | 0 | 0 | 0 | 0 | 1 | 1 | 0 | .500 |
| Feb 23 | vs Nebraska | *ss | 4 | 1 | 2 | 2 | 1 | 0 | 0 | 0 | 0 | 0 | 0 | 0 | 0 | 0 | 0 | 2 | 3 | 0 | .500 |
| Feb 23 | vs Kentucky | *ss | 3 | 2 | 2 | 2 | 1 | 0 | 0 | 1 | 0 | 0 | 0 | 0 | 0 | 0 | 0 | 3 | 2 | 1 | .511 |
| Feb 24 | vs Colorado State | *ss | 4 | 0 | 0 | 0 | 0 | 0 | 0 | 0 | 0 | 0 | 0 | 0 | 0 | 0 | 0 | 1 | 1 | 1 | .469 |
| Feb 27 | vs Florida | *ss | 4 | 3 | 3 | 1 | 0 | 1 | 0 | 0 | 1 | 0 | 0 | 0 | 0 | 0 | 0 | 3 | 2 | 0 | .491 |
| Mar 01 | vs Florida | *ss | 3 | 1 | 0 | 0 | 0 | 0 | 0 | 1 | 0 | 0 | 0 | 0 | 0 | 0 | 0 | 2 | 1 | 0 | .464 |
| Mar 01 | vs Michigan | *ss | 3 | 1 | 1 | 0 | 0 | 0 | 0 | 0 | 0 | 0 | 0 | 0 | 0 | 0 | 0 | 0 | 0 | 0 | .458 |
| Mar 03 | vs UConn | *ss | 4 | 1 | 2 | 0 | 0 | 0 | 0 | 0 | 0 | 0 | 0 | 0 | 0 | 0 | 0 | 0 | 4 | 0 | .460 |
| Mar 08 | ROBERT MORRIS | *ss | 2 | 2 | 2 | 1 | 0 | 0 | 1 | 0 | 0 | 0 | 1 | 0 | 0 | 0 | 0 | 0 | 0 | 0 | .477 |
| Mar 09 | BYU | *ss | 4 | 0 | 0 | 0 | 0 | 0 | 0 | 0 | 0 | 0 | 0 | 0 | 0 | 0 | 1 | 1 | 2 | 0 | .449 |
| Mar 09 | LIBERTY | *ss | 4 | 0 | 1 | 0 | 0 | 0 | 0 | 0 | 0 | 0 | 0 | 0 | 0 | 0 | 0 | 2 | 1 | 0 | .438 |
| Mar 10 | vs Boston U. | *ss | 5 | 3 | 4 | 5 | 0 | 0 | 1 | 0 | 1 | 0 | 0 | 0 | 0 | 0 | 0 | 4 | 4 | 0 | .462 |
| Mar 10 | at Long Beach State | *ss | 3 | 0 | 0 | 0 | 0 | 0 | 0 | 0 | 1 | 0 | 0 | 1 | 0 | 0 | 0 | 2 | 1 | 0 | .444 |
| Mar 15 | at Washington | *ss | 4 | 1 | 1 | 0 | 0 | 0 | 0 | 0 | 0 | 0 | 0 | 0 | 0 | 0 | 0 | 1 | 1 | 0 | .435 |
| Mar 16 | at Washington | *ss | 4 | 1 | 1 | 0 | 1 | 0 | 0 | 0 | 0 | 0 | 0 | 0 | 0 | 0 | 0 | 1 | 1 | 0 | .427 |
| Mar 17 | at Washington | *ss | 3 | 1 | 0 | 1 | 0 | 0 | 0 | 0 | 1 | 0 | 0 | 0 | 1 | 0 | 2 | 2 | 1 | 0 | .413 |
| Mar 24 | vs Saint Mary's | *ss | 4 | 2 | 2 | 1 | 0 | 0 | 0 | 0 | 2 | 0 | 0 | 0 | 0 | 0 | 0 | 1 | 0 | 0 | .417 |
| Mar 24 | at CSUN | *ss | 3 | 1 | 1 | 3 | 0 | 1 | 0 | 0 | 0 | 0 | 1 | 0 | 1 | 0 | 0 | 1 | 1 | 1 | .414 |
| Mar 25 | UC SANTA BARBARA | *ss | 2 | 2 | 1 | 0 | 0 | 0 | 0 | 1 | 1 | 0 | 0 | 0 | 0 | 0 | 0 | 2 | 1 | 0 | .416 |
| Mar 26 | CAL STATE FULLERT | *ss | 2 | 1 | 1 | 2 | 0 | 0 | 0 | 1 | 0 | 0 | 0 | 0 | 0 | 0 | 0 | 2 | 2 | 0 | .417 |
| Mar 29 | CALIFORNIA | *ss | 4 | 1 | 2 | 0 | 1 | 0 | 0 | 0 | 0 | 0 | 0 | 1 | 0 | 0 | 0 | 3 | 1 | 0 | .421 |
| Mar 30 | CALIFORNIA | *ss | 2 | 0 | 0 | 0 | 0 | 0 | 0 | 1 | 0 | 0 | 0 | 0 | 0 | 0 | 0 | 3 | 4 | 1 | .413 |
| Mar 31 | CALIFORNIA | *ss | 4 | 1 | 2 | 1 | 0 | 0 | 0 | 0 | 2 | 0 | 0 | 0 | 0 | 0 | 0 | 3 | 2 | 1 | .416 |
| Apr 05 | at Arizona State | *ss | 2 | 2 | 1 | 0 | 0 | 0 | 0 | 1 | 1 | 0 | 0 | 0 | 0 | 0 | 0 | 0 | 0 | 1 | .417 |
| Apr 06 | at Arizona State | *ss | 4 | 2 | 1 | 0 | 0 | 0 | 0 | 1 | 1 | 0 | 0 | 0 | 0 | 0 | 1 | 1 | 0 | 0 | .412 |
| Apr 07 | at Arizona State | *ss | 4 | 1 | 2 | 2 | 0 | 0 | 1 | 0 | 0 | 0 | 0 | 0 | 0 | 0 | 1 | 3 | 0 | 0 | .415 |
| Apr 12 | OREGON | *ss | 3 | 0 | 1 | 0 | 0 | 0 | 0 | 1 | 1 | 0 | 0 | 0 | 0 | 0 | 0 | 0 | 0 | 0 | .413 |
| Apr 13 | OREGON | *ss | 4 | 2 | 1 | 2 | 0 | 0 | 0 | 0 | 0 | 0 | 0 | 0 | 0 | 0 | 0 | 1 | 1 | 0 | .408 |
| Apr 14 | OREGON | *ss | 3 | 0 | 0 | 1 | 0 | 0 | 0 | 0 | 0 | 0 | 0 | 0 | 1 | 0 | 1 | 2 | 3 | 2 | .398 |
| Apr 18 | at Oregon State | *ss | 4 | 3 | 1 | 0 | 0 | 0 | 0 | 0 | 0 | 0 | 1 | 0 | 0 | 0 | 1 | 0 | 0 | 0 | .394 |
| Apr 20 | at Oregon State | *ss | 4 | 0 | 1 | 0 | 0 | 0 | 0 | 0 | 0 | 0 | 0 | 0 | 0 | 0 | 0 | 4 | 3 | 1 | .390 |
| Apr 26 | UTAH | *ss | 3 | 1 | 1 | 1 | 0 | 0 | 1 | 0 | 0 | 0 | 0 | 0 | 0 | 0 | 0 | 2 | 3 | 0 | .389 |
| Apr 27 | UTAH | *ss | 2 | 2 | 1 | 1 | 0 | 0 | 0 | 1 | 1 | 0 | 0 | 0 | 0 | 0 | 0 | 2 | 1 | 0 | .390 |
| Apr 28 | UTAH | *ss | 4 | 2 | 3 | 3 | 0 | 0 | 1 | 0 | 0 | 0 | 0 | 0 | 0 | 0 | 1 | 1 | 2 | 0 | .400 |
| May 03 | at Stanford | *ss | 3 | 0 | 1 | 0 | 0 | 0 | 0 | 0 | 0 | 0 | 0 | 1 | 0 | 0 | 0 | 0 | 4 | 1 | .399 |
| May 04 | at Stanford | *ss | 4 | 0 | 2 | 1 | 0 | 0 | 0 | 0 | 1 | 0 | 0 | 0 | 0 | 0 | 0 | 1 | 1 | 0 | .401 |
| May 05 | at Stanford | *ss | 4 | 1 | 1 | 0 | 1 | 0 | 0 | 0 | 0 | 0 | 0 | 0 | 0 | 0 | 0 | 3 | 1 | 0 | .398 |
| May 09 | ARIZONA | *ss | 4 | 0 | 1 | 0 | 0 | 0 | 0 | 0 | 0 | 0 | 0 | 0 | 0 | 0 | 0 | 2 | 1 | 1 | .394 |
| May 10 | ARIZONA | *ss | 3 | 1 | 0 | 0 | 0 | 0 | 0 | 1 | 0 | 0 | 0 | 0 | 0 | 0 | 1 | 0 | 2 | 1 | 0 | .387 |
| May 11 | ARIZONA | *ss | 4 | 0 | 1 | 0 | 0 | 0 | 0 | 0 | 0 | 0 | 0 | 0 | 0 | 0 | 0 | 0 | 0 | 0 | .384 |
| Totals | | 50gs | 172 | 57 | 66 | 39 | 10 | 2 | 5 | 12 | 18 | 0 | 3 | 4 | 3 | 1 | 12 | 73 | 69 | 12 | .384 |

On base pct. .426 • Slugging pct. .552

# #27 Prober, Jacqui - 36 games (All games)

| Date | Opponent | Pos | AB | R | H | RBI | 2B | 3B | HR | BB | SB | CS | HBP | SAC | SF | GDP | K | PO | A | E | Avg |
|---|---|---|---|---|---|---|---|---|---|---|---|---|---|---|---|---|---|---|---|---|---|
| Feb 07 | vs UT Arlington | of/dh | 0 | 0 | 0 | 0 | 0 | 0 | 0 | 0 | 0 | 0 | 0 | 0 | 0 | 0 | 0 | 0 | 0 | 0 | .000 |
| Feb 07 | vs Fresno State | of | 2 | 0 | 1 | 0 | 0 | 0 | 0 | 0 | 0 | 0 | 0 | 0 | 0 | 0 | 0 | 0 | 0 | 0 | .500 |
| Feb 08 | at Hawaii | of | 0 | 0 | 0 | 0 | 0 | 0 | 0 | 0 | 0 | 0 | 0 | 0 | 0 | 0 | 0 | 0 | 0 | 0 | .500 |
| Feb 09 | vs Georgia State | pr/of | 1 | 1 | 1 | 1 | 0 | 0 | 0 | 0 | 0 | 0 | 0 | 0 | 1 | 0 | 0 | 1 | 0 | 0 | .667 |
| Feb 09 | vs Saint Mary's | *of/of | 2 | 0 | 0 | 0 | 0 | 0 | 0 | 0 | 0 | 0 | 0 | 0 | 0 | 0 | 0 | 1 | 0 | 0 | .400 |
| Feb 16 | OLE MISS | of | 1 | 0 | 0 | 0 | 0 | 0 | 0 | 0 | 0 | 0 | 0 | 0 | 0 | 0 | 0 | 0 | 0 | 0 | .333 |
| Feb 16 | FRESNO STATE | of | 0 | 0 | 0 | 0 | 0 | 0 | 0 | 0 | 0 | 0 | 0 | 0 | 0 | 0 | 0 | 0 | 0 | 0 | .333 |
| Feb 17 | UC RIVERSIDE | pr/of | 1 | 0 | 0 | 0 | 0 | 0 | 0 | 0 | 0 | 0 | 0 | 0 | 0 | 0 | 0 | 0 | 0 | 0 | .286 |
| Feb 22 | vs Missouri | of | 1 | 1 | 0 | 1 | 0 | 0 | 0 | 0 | 0 | 0 | 0 | 0 | 0 | 0 | 0 | 0 | 0 | 0 | .250 |
| Feb 23 | vs Nebraska | of | 1 | 0 | 0 | 0 | 0 | 0 | 0 | 0 | 0 | 0 | 0 | 0 | 0 | 0 | 1 | 1 | 0 | 0 | .222 |
| Feb 23 | vs Kentucky | of | 0 | 0 | 0 | 0 | 0 | 0 | 0 | 0 | 0 | 0 | 0 | 0 | 0 | 0 | 0 | 0 | 0 | 0 | .222 |
| Feb 27 | vs Florida | of | 0 | 0 | 0 | 0 | 0 | 0 | 0 | 0 | 0 | 0 | 0 | 0 | 0 | 0 | 0 | 0 | 0 | 0 | .222 |
| Mar 03 | vs UConn | ph | 1 | 0 | 0 | 0 | 0 | 0 | 0 | 0 | 0 | 0 | 0 | 0 | 0 | 0 | 0 | 0 | 0 | 0 | .200 |
| Mar 08 | ROBERT MORRIS | ph | 0 | 0 | 0 | 0 | 0 | 0 | 0 | 1 | 0 | 0 | 0 | 0 | 0 | 0 | 0 | 0 | 0 | 0 | .200 |
| Mar 09 | BYU | of | 0 | 0 | 0 | 0 | 0 | 0 | 0 | 0 | 0 | 0 | 0 | 0 | 0 | 0 | 0 | 0 | 0 | 0 | .200 |
| Mar 10 | vs Boston U. | of | 1 | 0 | 1 | 1 | 0 | 0 | 0 | 0 | 0 | 0 | 0 | 0 | 0 | 0 | 0 | 0 | 0 | 0 | .273 |
| Mar 16 | at Washington | of | 0 | 0 | 0 | 0 | 0 | 0 | 0 | 0 | 0 | 0 | 0 | 0 | 0 | 0 | 0 | 0 | 0 | 0 | .273 |
| Mar 17 | at Washington | ph/of | 1 | 0 | 0 | 0 | 0 | 0 | 0 | 0 | 0 | 0 | 0 | 0 | 0 | 0 | 1 | 0 | 0 | 0 | .250 |
| Mar 24 | vs Saint Mary's | ph | 1 | 0 | 0 | 0 | 0 | 0 | 0 | 0 | 0 | 0 | 0 | 0 | 0 | 0 | 0 | 0 | 0 | 0 | .231 |
| Mar 24 | at CSUN | *of/pr | 0 | 1 | 0 | 0 | 0 | 0 | 0 | 0 | 0 | 0 | 0 | 0 | 0 | 0 | 0 | 0 | 0 | 0 | .231 |
| Mar 25 | UC SANTA BARBARA | ph | 1 | 0 | 0 | 0 | 0 | 0 | 0 | 0 | 0 | 0 | 0 | 0 | 0 | 0 | 0 | 0 | 0 | 0 | .214 |
| Mar 29 | CALIFORNIA | pr/of | 1 | 0 | 0 | 0 | 0 | 0 | 0 | 0 | 0 | 0 | 0 | 0 | 0 | 0 | 0 | 0 | 0 | 0 | .200 |
| Mar 30 | CALIFORNIA | *of | 2 | 0 | 1 | 0 | 0 | 0 | 0 | 0 | 0 | 0 | 0 | 0 | 0 | 0 | 0 | 0 | 0 | 0 | .235 |
| Mar 31 | CALIFORNIA | *of | 4 | 1 | 1 | 0 | 0 | 0 | 0 | 0 | 1 | 0 | 0 | 0 | 0 | 0 | 0 | 1 | 0 | 0 | .238 |
| Apr 05 | at Arizona State | *of/1b | 2 | 0 | 0 | 0 | 0 | 0 | 0 | 0 | 0 | 0 | 0 | 0 | 0 | 0 | 1 | 1 | 0 | 0 | .217 |
| Apr 06 | at Arizona State | pr/1b | 0 | 0 | 0 | 0 | 0 | 0 | 0 | 0 | 0 | 0 | 0 | 0 | 0 | 0 | 0 | 0 | 0 | 0 | .217 |
| Apr 07 | at Arizona State | pr/1b | 1 | 1 | 0 | 0 | 0 | 0 | 0 | 0 | 0 | 0 | 0 | 0 | 0 | 0 | 0 | 3 | 0 | 0 | .208 |
| Apr 12 | OREGON | of | 1 | 0 | 0 | 0 | 0 | 0 | 0 | 0 | 0 | 0 | 0 | 0 | 0 | 0 | 0 | 0 | 0 | 0 | .200 |
| Apr 13 | OREGON | *of/pr | 0 | 1 | 0 | 0 | 0 | 0 | 0 | 0 | 0 | 0 | 0 | 0 | 0 | 0 | 0 | 1 | 0 | 0 | .200 |
| Apr 14 | OREGON | *of/of | 1 | 1 | 0 | 0 | 0 | 0 | 0 | 0 | 0 | 0 | 0 | 1 | 0 | 0 | 0 | 1 | 0 | 0 | .192 |
| Apr 18 | at Oregon State | of | 0 | 0 | 0 | 0 | 0 | 0 | 0 | 0 | 0 | 0 | 0 | 0 | 0 | 0 | 0 | 0 | 0 | 0 | .192 |
| Apr 19 | at Oregon State | *of | 3 | 1 | 2 | 1 | 0 | 0 | 0 | 0 | 0 | 0 | 0 | 0 | 0 | 0 | 0 | 1 | 0 | 0 | .241 |
| Apr 27 | UTAH | of | 0 | 0 | 0 | 0 | 0 | 0 | 0 | 0 | 0 | 0 | 0 | 0 | 0 | 0 | 0 | 0 | 0 | 0 | .241 |
| Apr 28 | UTAH | of | 0 | 0 | 0 | 0 | 0 | 0 | 0 | 0 | 0 | 0 | 0 | 0 | 0 | 0 | 0 | 0 | 0 | 0 | .241 |
| May 05 | at Stanford | of | 0 | 0 | 0 | 0 | 0 | 0 | 0 | 0 | 0 | 0 | 0 | 0 | 0 | 0 | 0 | 1 | 0 | 0 | .241 |
| May 10 | ARIZONA | pr/of | 0 | 0 | 0 | 0 | 0 | 0 | 0 | 0 | 0 | 0 | 0 | 0 | 0 | 0 | 0 | 0 | 0 | 0 | .241 |
| Totals | | 8gs | 29 | 8 | 7 | 4 | 0 | 0 | 0 | 1 | 1 | 0 | 0 | 1 | 1 | 0 | 3 | 12 | 0 | 0 | .241 |

On base pct. .258 • Slugging pct. .241

## #10 Quarles, Malia - 32 games (All games)

| Date | Opponent | Pos | AB | R | H | RBI | 2B | 3B | HR | BB | SB | CS | HBP | SAC | SF | GDP | K | PO | A | E | Avg |
|---|---|---|---|---|---|---|---|---|---|---|---|---|---|---|---|---|---|---|---|---|---|
| Feb 07 | vs Fresno State | ph | 1 | 0 | 1 | 0 | 0 | 0 | 0 | 0 | 0 | 0 | 0 | 0 | 0 | 0 | 0 | 0 | 0 | 0 | 1.000 |
| Feb 08 | at Hawaii | ph | 1 | 0 | 0 | 0 | 0 | 0 | 0 | 0 | 0 | 0 | 0 | 0 | 0 | 0 | 0 | 0 | 0 | 0 | .500 |
| Feb 09 | vs Georgia State | ph | 1 | 0 | 0 | 0 | 0 | 0 | 0 | 0 | 0 | 0 | 0 | 0 | 0 | 0 | 0 | 0 | 0 | 0 | .333 |
| Feb 09 | vs Saint Mary's | ph | 1 | 0 | 1 | 1 | 0 | 0 | 0 | 0 | 0 | 0 | 0 | 0 | 0 | 0 | 0 | 0 | 0 | 0 | .500 |
| Feb 16 | FRESNO STATE | ph | 0 | 0 | 0 | 0 | 0 | 0 | 0 | 0 | 0 | 0 | 1 | 0 | 0 | 0 | 0 | 0 | 0 | 0 | .500 |
| Feb 17 | UC RIVERSIDE | dh | 2 | 0 | 0 | 0 | 0 | 0 | 0 | 0 | 0 | 0 | 0 | 0 | 0 | 0 | 1 | 0 | 0 | 0 | .333 |
| Feb 22 | vs Oklahoma | ph | 1 | 0 | 0 | 0 | 0 | 0 | 0 | 0 | 0 | 0 | 0 | 0 | 0 | 0 | 1 | 0 | 0 | 0 | .286 |
| Feb 23 | vs Kentucky | ph | 0 | 0 | 0 | 0 | 0 | 0 | 0 | 0 | 0 | 0 | 1 | 0 | 0 | 0 | 0 | 0 | 0 | 0 | .286 |
| Mar 03 | vs UConn | *dh | 2 | 0 | 0 | 0 | 0 | 0 | 0 | 0 | 0 | 0 | 0 | 0 | 0 | 0 | 0 | 0 | 0 | 0 | .222 |
| Mar 10 | vs Boston U. | ph | 1 | 0 | 1 | 0 | 0 | 0 | 0 | 0 | 0 | 0 | 0 | 0 | 0 | 0 | 0 | 0 | 0 | 0 | .300 |
| Mar 10 | at Long Beach State | ph | 1 | 0 | 1 | 2 | 1 | 0 | 0 | 0 | 0 | 0 | 0 | 0 | 0 | 0 | 0 | 0 | 0 | 0 | .364 |
| Mar 17 | at Washington | ph | 0 | 0 | 0 | 0 | 0 | 0 | 0 | 1 | 0 | 0 | 0 | 0 | 0 | 0 | 0 | 0 | 0 | 0 | .364 |
| Mar 24 | vs Saint Mary's | ph | 0 | 0 | 0 | 0 | 0 | 0 | 0 | 1 | 0 | 0 | 0 | 0 | 0 | 0 | 0 | 0 | 0 | 0 | .364 |
| Mar 24 | at CSUN | ph | 1 | 0 | 0 | 0 | 0 | 0 | 0 | 0 | 0 | 0 | 0 | 0 | 0 | 0 | 0 | 0 | 0 | 0 | .333 |
| Mar 25 | UC SANTA BARBARA | ph | 1 | 0 | 0 | 0 | 0 | 0 | 0 | 0 | 0 | 0 | 0 | 0 | 0 | 0 | 0 | 0 | 0 | 0 | .308 |
| Mar 26 | CAL STATE FULLERT | ph | 1 | 0 | 0 | 0 | 0 | 0 | 0 | 0 | 0 | 0 | 0 | 0 | 0 | 1 | 0 | 0 | 0 | 0 | .286 |
| Mar 29 | CALIFORNIA | ph | 0 | 0 | 0 | 0 | 0 | 0 | 0 | 1 | 0 | 0 | 0 | 0 | 0 | 0 | 0 | 0 | 0 | 0 | .286 |
| Mar 31 | CALIFORNIA | ph | 0 | 0 | 0 | 0 | 0 | 0 | 0 | 1 | 0 | 0 | 0 | 0 | 0 | 0 | 0 | 0 | 0 | 0 | .286 |
| Apr 05 | at Arizona State | ph | 1 | 1 | 1 | 2 | 0 | 0 | 1 | 0 | 0 | 0 | 0 | 0 | 0 | 0 | 0 | 0 | 0 | 0 | .333 |
| Apr 06 | at Arizona State | ph | 1 | 0 | 0 | 0 | 0 | 0 | 0 | 0 | 0 | 0 | 0 | 0 | 0 | 0 | 1 | 0 | 0 | 0 | .312 |
| Apr 07 | at Arizona State | ph | 1 | 0 | 0 | 0 | 0 | 0 | 0 | 0 | 0 | 0 | 0 | 0 | 0 | 0 | 1 | 0 | 0 | 0 | .294 |
| Apr 12 | OREGON | ph | 0 | 0 | 0 | 1 | 0 | 0 | 0 | 0 | 0 | 0 | 0 | 0 | 1 | 0 | 0 | 0 | 0 | 0 | .294 |
| Apr 13 | OREGON | ph | 1 | 0 | 0 | 0 | 0 | 0 | 0 | 0 | 0 | 0 | 0 | 0 | 0 | 0 | 0 | 0 | 0 | 0 | .278 |
| Apr 14 | OREGON | ph | 1 | 1 | 1 | 4 | 0 | 0 | 1 | 0 | 0 | 0 | 0 | 0 | 0 | 0 | 0 | 0 | 0 | 0 | .316 |
| Apr 18 | at Oregon State | ph | 1 | 0 | 1 | 1 | 0 | 0 | 0 | 0 | 0 | 0 | 0 | 0 | 0 | 0 | 0 | 0 | 0 | 0 | .350 |
| Apr 19 | at Oregon State | ph | 1 | 0 | 0 | 0 | 0 | 0 | 0 | 0 | 0 | 0 | 0 | 0 | 0 | 0 | 1 | 0 | 0 | 0 | .333 |
| Apr 20 | at Oregon State | ph | 1 | 0 | 0 | 0 | 0 | 0 | 0 | 0 | 0 | 0 | 0 | 0 | 0 | 0 | 1 | 0 | 0 | 0 | .318 |
| Apr 26 | UTAH | *dh | 1 | 0 | 0 | 0 | 0 | 0 | 0 | 0 | 0 | 0 | 0 | 0 | 0 | 0 | 1 | 0 | 0 | 0 | .304 |
| Apr 27 | UTAH | *dh/dh | 2 | 1 | 2 | 2 | 0 | 0 | 1 | 0 | 0 | 0 | 0 | 0 | 0 | 0 | 0 | 0 | 0 | 0 | .360 |
| Apr 28 | UTAH | *dh | 3 | 0 | 2 | 3 | 0 | 0 | 0 | 0 | 0 | 0 | 0 | 0 | 0 | 0 | 0 | 0 | 0 | 0 | .393 |
| May 03 | at Stanford | ph | 1 | 0 | 0 | 0 | 0 | 0 | 0 | 0 | 0 | 0 | 0 | 0 | 0 | 0 | 0 | 0 | 0 | 0 | .379 |
| May 05 | at Stanford | ph | 1 | 0 | 0 | 0 | 0 | 0 | 0 | 0 | 0 | 0 | 0 | 0 | 0 | 0 | 0 | 0 | 0 | 0 | .367 |
| Totals | | 4gs | 30 | 3 | 11 | 16 | 1 | 0 | 3 | 4 | 0 | 0 | 2 | 0 | 1 | 1 | 7 | 0 | 0 | 0 | .367 |

On base pct. .459 • Slugging pct. .700

## #5 Rodriguez, Julie - 23 games (All games)

| Date | Opponent | Pos | AB | R | H | RBI | 2B | 3B | HR | BB | SB | CS | HBP | SAC | SF | GDP | K | PO | A | E | Avg |
|---|---|---|---|---|---|---|---|---|---|---|---|---|---|---|---|---|---|---|---|---|---|
| Feb 07 | vs UT Arlington | *of | 2 | 0 | 0 | 0 | 0 | 0 | 0 | 0 | 0 | 0 | 0 | 0 | 0 | 0 | 0 | 0 | 0 | 0 | .000 |
| Feb 07 | vs Fresno State | *of | 2 | 1 | 0 | 0 | 0 | 0 | 0 | 0 | 0 | 0 | 0 | 0 | 0 | 0 | 1 | 0 | 0 | 0 | .000 |
| Feb 09 | vs Georgia State | *of/of | 1 | 0 | 0 | 0 | 0 | 0 | 0 | 0 | 0 | 0 | 1 | 0 | 0 | 0 | 0 | 0 | 0 | 0 | .000 |
| Feb 09 | vs Saint Mary's | ph | 1 | 0 | 1 | 0 | 0 | 0 | 0 | 0 | 0 | 0 | 0 | 0 | 0 | 0 | 0 | 0 | 0 | 0 | .167 |
| Feb 16 | FRESNO STATE | ph | 1 | 0 | 0 | 0 | 0 | 0 | 0 | 0 | 0 | 0 | 0 | 0 | 0 | 0 | 0 | 0 | 0 | 0 | .143 |
| Feb 17 | UC RIVERSIDE | of | 2 | 0 | 1 | 0 | 0 | 0 | 0 | 0 | 0 | 0 | 0 | 0 | 0 | 0 | 0 | 0 | 0 | 0 | .222 |
| Feb 22 | vs Missouri | *of | 1 | 0 | 0 | 0 | 0 | 0 | 0 | 0 | 0 | 0 | 0 | 0 | 0 | 0 | 1 | 0 | 0 | 0 | .200 |
| Feb 23 | vs Nebraska | *of | 3 | 2 | 2 | 1 | 1 | 0 | 0 | 0 | 0 | 0 | 0 | 0 | 0 | 0 | 0 | 0 | 0 | 0 | .308 |
| Feb 23 | vs Kentucky | *of/dh | 3 | 1 | 1 | 2 | 0 | 0 | 0 | 0 | 0 | 0 | 0 | 0 | 0 | 0 | 0 | 4 | 0 | 0 | .312 |
| Feb 24 | vs Colorado State | *of | 2 | 0 | 0 | 1 | 0 | 0 | 0 | 0 | 0 | 0 | 0 | 0 | 1 | 0 | 0 | 0 | 0 | 0 | .278 |
| Mar 01 | vs Florida | ph | 1 | 0 | 0 | 0 | 0 | 0 | 0 | 0 | 0 | 0 | 0 | 0 | 0 | 0 | 0 | 0 | 0 | 0 | .263 |
| Mar 01 | vs Michigan | *of | 3 | 0 | 0 | 0 | 0 | 0 | 0 | 0 | 0 | 0 | 0 | 0 | 0 | 0 | 0 | 1 | 0 | 0 | .227 |
| Mar 08 | ROBERT MORRIS | ph | 0 | 0 | 0 | 0 | 0 | 0 | 0 | 1 | 0 | 0 | 0 | 0 | 0 | 0 | 0 | 0 | 0 | 0 | .227 |
| Mar 10 | vs Boston U. | pr/of | 1 | 1 | 0 | 0 | 0 | 0 | 0 | 0 | 0 | 0 | 0 | 0 | 0 | 0 | 0 | 0 | 0 | 0 | .217 |
| Mar 17 | at Washington | ph | 1 | 0 | 0 | 0 | 0 | 0 | 0 | 0 | 0 | 0 | 0 | 0 | 0 | 0 | 1 | 0 | 0 | 0 | .208 |
| Mar 24 | vs Saint Mary's | ph | 1 | 0 | 0 | 0 | 0 | 0 | 0 | 0 | 0 | 0 | 0 | 0 | 0 | 0 | 0 | 0 | 0 | 0 | .200 |
| Mar 24 | at CSUN | ph | 1 | 0 | 0 | 0 | 0 | 0 | 0 | 0 | 0 | 0 | 0 | 0 | 0 | 0 | 1 | 0 | 0 | 0 | .192 |
| Mar 25 | UC SANTA BARBARA | ph/of | 1 | 0 | 0 | 0 | 0 | 0 | 0 | 0 | 0 | 0 | 0 | 0 | 0 | 0 | 0 | 0 | 0 | 0 | .185 |
| Apr 06 | at Arizona State | ph | 1 | 0 | 0 | 0 | 0 | 0 | 0 | 0 | 0 | 0 | 0 | 0 | 0 | 0 | 0 | 0 | 0 | 0 | .179 |
| Apr 07 | at Arizona State | ph/of | 1 | 1 | 1 | 0 | 0 | 0 | 0 | 0 | 0 | 0 | 1 | 0 | 0 | 0 | 0 | 0 | 0 | 0 | .207 |
| Apr 14 | OREGON | ph | 1 | 0 | 0 | 0 | 0 | 0 | 0 | 0 | 0 | 0 | 0 | 0 | 0 | 0 | 0 | 0 | 0 | 0 | .200 |
| Apr 27 | UTAH | ph | 1 | 0 | 0 | 0 | 0 | 0 | 0 | 0 | 0 | 0 | 0 | 0 | 0 | 0 | 0 | 0 | 0 | 0 | .194 |
| May 04 | at Stanford | ph | 1 | 0 | 0 | 0 | 0 | 0 | 0 | 0 | 0 | 0 | 0 | 0 | 0 | 0 | 0 | 0 | 0 | 0 | .188 |
| Totals | | 8gs | 32 | 6 | 6 | 4 | 1 | 0 | 0 | 1 | 0 | 0 | 2 | 0 | 1 | 0 | 4 | 5 | 0 | 0 | .188 |

On base pct. .250 • Slugging pct. .219

## #46 Shaw, Zoe - 35 games (All games)

| Date | Opponent | Pos | AB | R | H | RBI | 2B | 3B | HR | BB | SB | CS | HBP | SAC | SF | GDP | K | PO | A | E | Avg |
|---|---|---|---|---|---|---|---|---|---|---|---|---|---|---|---|---|---|---|---|---|---|
| Feb 07 | vs Fresno State | *of | 4 | 1 | 2 | 1 | 0 | 0 | 0 | 0 | 0 | 0 | 0 | 0 | 0 | 0 | 0 | 2 | 0 | 0 | .500 |
| Feb 08 | at Hawaii | of | 1 | 0 | 0 | 0 | 0 | 0 | 0 | 0 | 0 | 0 | 0 | 0 | 0 | 0 | 0 | 0 | 0 | 0 | .400 |
| Feb 09 | vs Saint Mary's | *of/dh | 2 | 1 | 2 | 0 | 0 | 0 | 0 | 0 | 0 | 0 | 0 | 0 | 0 | 0 | 0 | 1 | 0 | 0 | .571 |
| Feb 16 | OLE MISS | of | 1 | 1 | 1 | 0 | 0 | 0 | 0 | 0 | 0 | 0 | 0 | 0 | 0 | 0 | 0 | 1 | 0 | 0 | .625 |
| Feb 16 | FRESNO STATE | *of | 1 | 1 | 1 | 2 | 0 | 1 | 0 | 1 | 0 | 0 | 0 | 0 | 0 | 0 | 0 | 0 | 0 | 0 | .667 |
| Feb 17 | LOYOLA MARYMOUN | *of | 3 | 0 | 1 | 0 | 0 | 0 | 0 | 0 | 0 | 0 | 0 | 0 | 0 | 0 | 1 | 0 | 0 | 0 | .583 |
| Feb 22 | vs Oklahoma | of | 0 | 0 | 0 | 0 | 0 | 0 | 0 | 0 | 0 | 0 | 0 | 0 | 0 | 0 | 0 | 0 | 0 | 0 | .583 |
| Feb 22 | vs Missouri | ph/of | 2 | 0 | 0 | 0 | 0 | 0 | 0 | 0 | 0 | 0 | 0 | 0 | 0 | 0 | 1 | 0 | 0 | 0 | .500 |
| Feb 27 | vs Florida | of | 0 | 0 | 0 | 0 | 0 | 0 | 0 | 0 | 0 | 0 | 0 | 0 | 0 | 0 | 0 | 0 | 0 | 0 | .500 |
| Mar 01 | vs Florida | of | 1 | 0 | 0 | 0 | 0 | 0 | 0 | 0 | 0 | 0 | 0 | 0 | 0 | 0 | 0 | 0 | 0 | 0 | .467 |
| Mar 03 | vs UConn | of | 1 | 1 | 1 | 0 | 0 | 0 | 0 | 1 | 0 | 0 | 0 | 0 | 0 | 0 | 0 | 1 | 0 | 0 | .500 |
| Mar 08 | ROBERT MORRIS | ph/of | 1 | 0 | 0 | 0 | 0 | 0 | 0 | 0 | 0 | 0 | 0 | 0 | 0 | 0 | 0 | 0 | 0 | 0 | .471 |
| Mar 09 | BYU | *of/of | 3 | 1 | 1 | 2 | 0 | 1 | 0 | 0 | 0 | 0 | 0 | 0 | 0 | 0 | 0 | 1 | 0 | 0 | .450 |
| Mar 09 | LIBERTY | *of | 1 | 0 | 0 | 0 | 0 | 0 | 0 | 0 | 0 | 0 | 0 | 0 | 0 | 0 | 1 | 0 | 0 | 0 | .429 |
| Mar 10 | vs Boston U. | of | 2 | 0 | 1 | 0 | 0 | 0 | 0 | 0 | 0 | 0 | 0 | 0 | 0 | 0 | 1 | 2 | 0 | 0 | .435 |
| Mar 10 | at Long Beach State | of | 0 | 0 | 0 | 0 | 0 | 0 | 0 | 0 | 0 | 0 | 0 | 1 | 0 | 0 | 0 | 0 | 0 | 0 | .435 |
| Mar 15 | at Washington | of | 0 | 0 | 0 | 0 | 0 | 0 | 0 | 0 | 0 | 0 | 0 | 0 | 0 | 0 | 0 | 0 | 0 | 0 | .435 |
| Mar 16 | at Washington | of | 1 | 0 | 0 | 0 | 0 | 0 | 0 | 0 | 0 | 0 | 0 | 0 | 0 | 0 | 1 | 1 | 0 | 0 | .417 |
| Mar 17 | at Washington | of | 1 | 0 | 0 | 0 | 0 | 0 | 0 | 0 | 0 | 0 | 0 | 0 | 0 | 0 | 1 | 1 | 0 | 0 | .400 |
| Mar 24 | vs Saint Mary's | pr/of | 1 | 1 | 1 | 1 | 0 | 0 | 0 | 1 | 0 | 0 | 0 | 0 | 0 | 0 | 0 | 0 | 0 | 0 | .423 |
| Mar 24 | at CSUN | of | 0 | 0 | 0 | 0 | 0 | 0 | 0 | 0 | 0 | 0 | 0 | 0 | 0 | 0 | 0 | 0 | 0 | 0 | .423 |
| Mar 25 | UC SANTA BARBARA | ph/of | 1 | 0 | 0 | 0 | 0 | 0 | 0 | 0 | 0 | 0 | 0 | 0 | 0 | 0 | 0 | 0 | 0 | 0 | .407 |
| Mar 26 | CAL STATE FULLERT | *of | 2 | 1 | 1 | 0 | 0 | 0 | 0 | 1 | 0 | 0 | 0 | 0 | 0 | 0 | 1 | 0 | 0 | 0 | .414 |
| Mar 29 | CALIFORNIA | *of | 2 | 0 | 0 | 0 | 0 | 0 | 0 | 0 | 0 | 0 | 0 | 0 | 0 | 0 | 2 | 0 | 0 | 1 | .387 |
| Apr 06 | at Arizona State | *of/pr | 0 | 0 | 0 | 0 | 0 | 0 | 0 | 0 | 0 | 0 | 0 | 0 | 0 | 0 | 0 | 1 | 0 | 0 | .387 |
| Apr 07 | at Arizona State | *of | 3 | 2 | 2 | 0 | 0 | 0 | 0 | 1 | 0 | 0 | 0 | 0 | 0 | 0 | 0 | 1 | 0 | 0 | .412 |
| Apr 12 | OREGON | *of | 2 | 0 | 0 | 0 | 0 | 0 | 0 | 1 | 0 | 0 | 0 | 0 | 0 | 0 | 2 | 1 | 0 | 0 | .389 |
| Apr 14 | OREGON | of | 0 | 0 | 0 | 0 | 0 | 0 | 0 | 0 | 0 | 0 | 0 | 0 | 0 | 0 | 0 | 0 | 0 | 0 | .389 |
| Apr 18 | at Oregon State | *of/ph | 0 | 0 | 0 | 0 | 0 | 0 | 0 | 1 | 0 | 0 | 0 | 0 | 0 | 0 | 0 | 0 | 0 | 0 | .389 |
| Apr 20 | at Oregon State | of | 1 | 0 | 0 | 0 | 0 | 0 | 0 | 0 | 0 | 0 | 0 | 0 | 0 | 0 | 1 | 0 | 0 | 0 | .378 |
| Apr 27 | UTAH | pr/of | 1 | 0 | 0 | 0 | 0 | 0 | 0 | 0 | 0 | 0 | 0 | 0 | 0 | 0 | 0 | 0 | 0 | 0 | .368 |
| May 03 | at Stanford | of | 0 | 0 | 0 | 0 | 0 | 0 | 0 | 0 | 0 | 0 | 0 | 0 | 0 | 0 | 0 | 0 | 0 | 0 | .368 |
| May 04 | at Stanford | *of/dh | 0 | 1 | 0 | 0 | 0 | 0 | 0 | 0 | 0 | 0 | 0 | 0 | 0 | 0 | 0 | 0 | 0 | 0 | .368 |
| May 09 | ARIZONA | of | 0 | 0 | 0 | 0 | 0 | 0 | 0 | 0 | 0 | 0 | 0 | 0 | 0 | 0 | 0 | 0 | 0 | 0 | .368 |
| May 11 | ARIZONA | of | 0 | 0 | 0 | 0 | 0 | 0 | 0 | 0 | 0 | 0 | 0 | 0 | 0 | 0 | 0 | 0 | 0 | 0 | .368 |
| Totals | | 13gs | 38 | 11 | 14 | 6 | 0 | 2 | 0 | 7 | 0 | 0 | 0 | 1 | 0 | 0 | 12 | 13 | 0 | 1 | .368 |

On base pct. .467 • Slugging pct. .474

## #52 Skibitzki, Maddie - 2 games (All games)

| Date | Opponent | Pos | AB | R | H | RBI | 2B | 3B | HR | BB | SB | CS | HBP | SAC | SF | GDP | K | PO | A | E | Avg |
|---|---|---|---|---|---|---|---|---|---|---|---|---|---|---|---|---|---|---|---|---|---|
| Feb 09 | vs Saint Mary's | pr | 0 | 0 | 0 | 0 | 0 | 0 | 0 | 0 | 0 | 0 | 0 | 0 | 0 | 0 | 0 | 0 | 0 | 0 | .000 |
| Apr 14 | OREGON | pr | 0 | 1 | 0 | 0 | 0 | 0 | 0 | 0 | 0 | 0 | 0 | 0 | 0 | 0 | 0 | 0 | 0 | 0 | .000 |
| Totals | | 0gs | 0 | 1 | 0 | 0 | 0 | 0 | 0 | 0 | 0 | 0 | 0 | 0 | 0 | 0 | 0 | 0 | 0 | 0 | .000 |

On base pct. .000 • Slugging pct. .000

## #32 Snow, Alana - 17 games (All games)

| Date | Opponent | Pos | AB | R | H | RBI | 2B | 3B | HR | BB | SB | CS | HBP | SAC | SF | GDP | K | PO | A | E | Avg |
|---|---|---|---|---|---|---|---|---|---|---|---|---|---|---|---|---|---|---|---|---|---|
| Feb 07 | vs Fresno State | pr/dh | 0 | 0 | 0 | 0 | 0 | 0 | 0 | 0 | 0 | 0 | 0 | 0 | 0 | 0 | 0 | 0 | 0 | 0 | .000 |
| Feb 08 | at Hawaii | pr | 0 | 0 | 0 | 0 | 0 | 0 | 0 | 0 | 0 | 0 | 0 | 0 | 0 | 0 | 0 | 0 | 0 | 0 | .000 |
| Feb 09 | vs Saint Mary's | pr | 0 | 0 | 0 | 0 | 0 | 0 | 0 | 0 | 0 | 0 | 0 | 0 | 0 | 0 | 0 | 0 | 0 | 0 | .000 |
| Feb 16 | FRESNO STATE | pr | 0 | 1 | 0 | 0 | 0 | 0 | 0 | 0 | 0 | 0 | 0 | 0 | 0 | 0 | 0 | 0 | 0 | 0 | .000 |
| Feb 17 | UC RIVERSIDE | pr/2b | 0 | 0 | 0 | 0 | 0 | 0 | 0 | 0 | 0 | 0 | 0 | 0 | 0 | 0 | 0 | 0 | 1 | 0 | .000 |
| Feb 17 | LOYOLA MARYMOUN | pr | 0 | 0 | 0 | 0 | 0 | 0 | 0 | 0 | 0 | 0 | 0 | 0 | 0 | 0 | 0 | 0 | 0 | 0 | .000 |
| Feb 22 | vs Missouri | pr | 0 | 0 | 0 | 0 | 0 | 0 | 0 | 0 | 0 | 0 | 0 | 0 | 0 | 0 | 0 | 0 | 0 | 0 | .000 |
| Feb 23 | vs Nebraska | pr | 0 | 0 | 0 | 0 | 0 | 0 | 0 | 0 | 0 | 0 | 0 | 0 | 0 | 0 | 0 | 0 | 0 | 0 | .000 |
| Feb 23 | vs Kentucky | pr | 0 | 0 | 0 | 0 | 0 | 0 | 0 | 0 | 0 | 0 | 0 | 0 | 0 | 0 | 0 | 0 | 0 | 0 | .000 |
| Feb 24 | vs Colorado State | pr/dh | 0 | 1 | 0 | 0 | 0 | 0 | 0 | 0 | 0 | 0 | 0 | 0 | 0 | 0 | 0 | 0 | 0 | 0 | .000 |
| Feb 27 | vs Florida | pr | 0 | 0 | 0 | 0 | 0 | 0 | 0 | 0 | 0 | 0 | 0 | 0 | 0 | 0 | 0 | 0 | 0 | 0 | .000 |
| Mar 03 | vs UConn | pr | 0 | 0 | 0 | 0 | 0 | 0 | 0 | 0 | 0 | 0 | 0 | 0 | 0 | 0 | 0 | 0 | 0 | 0 | .000 |
| Mar 08 | ROBERT MORRIS | pr | 0 | 1 | 0 | 0 | 0 | 0 | 0 | 0 | 0 | 0 | 0 | 0 | 0 | 0 | 0 | 0 | 0 | 0 | .000 |
| Mar 09 | BYU | pr | 0 | 1 | 0 | 0 | 0 | 0 | 0 | 0 | 0 | 0 | 0 | 0 | 0 | 0 | 0 | 0 | 0 | 0 | .000 |
| Mar 09 | LIBERTY | pr | 0 | 0 | 0 | 0 | 0 | 0 | 0 | 0 | 0 | 0 | 0 | 0 | 0 | 0 | 0 | 0 | 0 | 0 | .000 |
| Apr 14 | OREGON | pr | 0 | 0 | 0 | 0 | 0 | 0 | 0 | 0 | 0 | 0 | 0 | 0 | 0 | 0 | 0 | 0 | 0 | 0 | .000 |
| Apr 27 | UTAH | pr | 0 | 0 | 0 | 0 | 0 | 0 | 0 | 0 | 0 | 0 | 0 | 0 | 0 | 0 | 0 | 0 | 0 | 0 | .000 |
| Totals | | 0gs | 0 | 4 | 0 | 0 | 0 | 0 | 0 | 0 | 0 | 0 | 0 | 0 | 0 | 0 | 0 | 0 | 1 | 0 | .000 |

On base pct. .000 • Slugging pct. .000

## #19 Sullivan, Colleen - 41 games (All games)

| Date | Opponent | Pos | AB | R | H | RBI | 2B | 3B | HR | BB | SB | CS | HBP | SAC | SF | GDP | K | PO | A | E | Avg |
|---|---|---|---|---|---|---|---|---|---|---|---|---|---|---|---|---|---|---|---|---|---|
| Feb 07 | vs UT Arlington | *c | 2 | 0 | 0 | 0 | 0 | 0 | 0 | 0 | 0 | 0 | 0 | 0 | 0 | 0 | 0 | 11 | 0 | 0 | .000 |
| Feb 08 | at Hawaii | *c/1b | 3 | 1 | 2 | 2 | 1 | 0 | 1 | 0 | 0 | 0 | 0 | 0 | 0 | 0 | 0 | 11 | 1 | 0 | .400 |
| Feb 09 | vs Georgia State | *c/dh | 2 | 0 | 0 | 0 | 0 | 0 | 0 | 0 | 0 | 0 | 0 | 0 | 0 | 0 | 1 | 3 | 1 | 0 | .286 |
| Feb 09 | vs Saint Mary's | ph/c | 1 | 0 | 0 | 0 | 0 | 0 | 0 | 0 | 0 | 0 | 0 | 0 | 0 | 0 | 0 | 2 | 0 | 0 | .250 |
| Feb 16 | OLE MISS | *c | 2 | 0 | 0 | 0 | 0 | 0 | 0 | 1 | 0 | 0 | 0 | 0 | 0 | 0 | 2 | 14 | 2 | 0 | .200 |
| Feb 17 | UC RIVERSIDE | 1b | 2 | 0 | 1 | 0 | 0 | 0 | 0 | 0 | 0 | 0 | 0 | 0 | 0 | 0 | 0 | 4 | 0 | 0 | .250 |
| Feb 17 | LOYOLA MARYMOUN | *c | 3 | 0 | 0 | 0 | 0 | 0 | 0 | 0 | 0 | 0 | 0 | 0 | 0 | 0 | 0 | 14 | 1 | 0 | .200 |
| Feb 22 | vs Oklahoma | *c | 2 | 0 | 1 | 0 | 0 | 0 | 0 | 1 | 0 | 0 | 0 | 0 | 0 | 0 | 1 | 14 | 1 | 0 | .235 |
| Feb 22 | vs Missouri | c | 3 | 2 | 2 | 2 | 1 | 0 | 0 | 0 | 0 | 0 | 0 | 0 | 0 | 0 | 0 | 5 | 0 | 0 | .300 |
| Feb 23 | vs Kentucky | *c | 1 | 1 | 0 | 0 | 0 | 0 | 0 | 2 | 0 | 0 | 0 | 0 | 0 | 0 | 1 | 4 | 0 | 0 | .286 |
| Feb 27 | vs Florida | *dh/c | 3 | 0 | 0 | 0 | 0 | 0 | 0 | 0 | 0 | 0 | 0 | 0 | 0 | 0 | 1 | 13 | 0 | 0 | .250 |
| Mar 01 | vs Florida | *dh/c | 2 | 0 | 0 | 0 | 0 | 0 | 0 | 1 | 0 | 0 | 0 | 0 | 0 | 0 | 0 | 10 | 0 | 0 | .231 |
| Mar 03 | vs UConn | *c | 1 | 0 | 0 | 0 | 0 | 0 | 0 | 2 | 0 | 0 | 0 | 0 | 0 | 0 | 0 | 8 | 0 | 0 | .222 |
| Mar 08 | ROBERT MORRIS | *c | 1 | 1 | 1 | 0 | 0 | 0 | 0 | 1 | 0 | 0 | 0 | 0 | 0 | 0 | 0 | 9 | 1 | 0 | .250 |
| Mar 09 | BYU | *c | 3 | 0 | 2 | 1 | 1 | 0 | 0 | 1 | 0 | 0 | 0 | 0 | 0 | 0 | 0 | 9 | 0 | 0 | .290 |
| Mar 10 | vs Boston U. | *c | 3 | 1 | 1 | 0 | 0 | 0 | 0 | 1 | 0 | 0 | 0 | 0 | 0 | 0 | 0 | 4 | 0 | 0 | .294 |
| Mar 10 | at Long Beach State | ph | 0 | 0 | 0 | 0 | 0 | 0 | 0 | 1 | 0 | 0 | 0 | 0 | 0 | 0 | 0 | 0 | 0 | 0 | .294 |
| Mar 16 | at Washington | ph | 1 | 0 | 0 | 0 | 0 | 0 | 0 | 0 | 0 | 0 | 0 | 0 | 0 | 0 | 1 | 0 | 0 | 0 | .286 |
| Mar 17 | at Washington | *c | 3 | 0 | 1 | 0 | 0 | 0 | 0 | 0 | 0 | 0 | 0 | 0 | 0 | 0 | 2 | 5 | 0 | 1 | .289 |
| Mar 24 | vs Saint Mary's | *c | 3 | 0 | 0 | 0 | 0 | 0 | 0 | 0 | 0 | 0 | 0 | 0 | 0 | 0 | 1 | 5 | 0 | 0 | .268 |
| Mar 25 | UC SANTA BARBARA | c | 0 | 0 | 0 | 0 | 0 | 0 | 0 | 0 | 0 | 0 | 0 | 0 | 0 | 0 | 0 | 0 | 0 | 0 | .268 |
| Mar 29 | CALIFORNIA | ph/c | 1 | 0 | 0 | 0 | 0 | 0 | 0 | 0 | 0 | 0 | 0 | 0 | 0 | 0 | 0 | 1 | 0 | 0 | .262 |
| Mar 30 | CALIFORNIA | *c | 3 | 0 | 0 | 0 | 0 | 0 | 0 | 0 | 0 | 0 | 0 | 0 | 0 | 0 | 0 | 4 | 0 | 1 | .244 |
| Apr 05 | at Arizona State | c | 0 | 1 | 0 | 0 | 0 | 0 | 0 | 1 | 0 | 0 | 0 | 0 | 0 | 0 | 0 | 3 | 0 | 0 | .244 |
| Apr 06 | at Arizona State | *1b/c | 0 | 0 | 0 | 0 | 0 | 0 | 0 | 4 | 0 | 0 | 0 | 0 | 0 | 0 | 0 | 2 | 1 | 0 | .244 |
| Apr 07 | at Arizona State | c | 2 | 1 | 1 | 0 | 0 | 0 | 0 | 0 | 0 | 0 | 0 | 0 | 0 | 0 | 0 | 2 | 0 | 0 | .255 |
| Apr 12 | OREGON | ph/c | 1 | 0 | 0 | 0 | 0 | 0 | 0 | 1 | 0 | 0 | 0 | 0 | 0 | 0 | 1 | 5 | 0 | 0 | .250 |
| Apr 13 | OREGON | *1b/ph | 2 | 0 | 0 | 0 | 0 | 0 | 0 | 1 | 0 | 0 | 0 | 0 | 0 | 0 | 0 | 6 | 0 | 0 | .240 |
| Apr 14 | OREGON | 1b | 0 | 0 | 0 | 0 | 0 | 0 | 0 | 0 | 0 | 0 | 1 | 0 | 0 | 0 | 0 | 2 | 0 | 0 | .240 |
| Apr 18 | at Oregon State | *1b | 1 | 0 | 0 | 0 | 0 | 0 | 0 | 1 | 0 | 0 | 0 | 0 | 0 | 0 | 0 | 4 | 0 | 0 | .235 |
| Apr 19 | at Oregon State | *c | 4 | 1 | 2 | 3 | 1 | 0 | 1 | 0 | 0 | 0 | 0 | 0 | 0 | 0 | 1 | 8 | 0 | 0 | .255 |
| Apr 20 | at Oregon State | *1b | 3 | 1 | 1 | 0 | 0 | 0 | 0 | 0 | 0 | 0 | 0 | 0 | 0 | 0 | 1 | 6 | 0 | 0 | .259 |
| Apr 26 | UTAH | 1b/dh | 2 | 1 | 1 | 2 | 0 | 0 | 1 | 0 | 0 | 0 | 0 | 0 | 0 | 0 | 1 | 1 | 0 | 0 | .267 |
| Apr 27 | UTAH | *c | 2 | 1 | 1 | 1 | 0 | 0 | 1 | 1 | 0 | 0 | 0 | 0 | 0 | 0 | 0 | 8 | 0 | 0 | .274 |
| Apr 28 | UTAH | *c | 1 | 0 | 0 | 0 | 0 | 0 | 0 | 2 | 0 | 0 | 0 | 0 | 0 | 0 | 1 | 0 | 3 | 2 | 0 | .270 |
| May 03 | at Stanford | *c | 3 | 0 | 0 | 0 | 0 | 0 | 0 | 0 | 0 | 0 | 0 | 0 | 0 | 0 | 0 | 2 | 1 | 0 | .258 |
| May 04 | at Stanford | c | 0 | 0 | 0 | 0 | 0 | 0 | 0 | 0 | 0 | 0 | 0 | 0 | 0 | 0 | 0 | 0 | 0 | 0 | .258 |
| May 05 | at Stanford | *c | 2 | 1 | 1 | 1 | 0 | 0 | 1 | 1 | 0 | 0 | 0 | 0 | 0 | 0 | 0 | 4 | 0 | 0 | .265 |
| May 09 | ARIZONA | *dh | 2 | 1 | 0 | 0 | 0 | 0 | 0 | 1 | 0 | 0 | 0 | 0 | 0 | 0 | 1 | 0 | 0 | 0 | .257 |
| May 10 | ARIZONA | ph/c | 2 | 0 | 0 | 0 | 0 | 0 | 0 | 0 | 0 | 0 | 0 | 0 | 0 | 0 | 0 | 1 | 0 | 0 | .250 |
| May 11 | ARIZONA | ph | 1 | 0 | 0 | 0 | 0 | 0 | 0 | 0 | 0 | 0 | 0 | 0 | 0 | 0 | 1 | 0 | 0 | 0 | .247 |
| Totals | | 26gs | 73 | 14 | 18 | 12 | 4 | 0 | 5 | 24 | 0 | 0 | 1 | 0 | 0 | 1 | 16 | 207 | 11 | 2 | .247 |

On base pct. .439 • Slugging pct. .507

# #33 Tautalafua, Brianna - 34 games (All games)

| Date | Opponent | Pos | AB | R | H | RBI | 2B | 3B | HR | BB | SB | CS | HBP | SAC | SF | GDP | K | PO | A | E | Avg |
|---|---|---|---|---|---|---|---|---|---|---|---|---|---|---|---|---|---|---|---|---|---|
| Feb 07 | vs Fresno State | *3b | 3 | 0 | 0 | 0 | 0 | 0 | 0 | 1 | 0 | 0 | 0 | 0 | 0 | 1 | 0 | 1 | 1 | 0 | .000 |
| Feb 08 | at Hawaii | *3b | 3 | 0 | 0 | 0 | 0 | 0 | 0 | 0 | 0 | 0 | 0 | 0 | 0 | 0 | 0 | 1 | 0 | 0 | .000 |
| Feb 09 | vs Georgia State | 3b | 0 | 0 | 0 | 0 | 0 | 0 | 0 | 0 | 0 | 0 | 0 | 0 | 0 | 0 | 0 | 0 | 0 | 0 | .000 |
| Feb 09 | vs Saint Mary's | ph/3b | 1 | 1 | 0 | 1 | 0 | 0 | 0 | 0 | 0 | 0 | 0 | 0 | 0 | 0 | 0 | 0 | 0 | 0 | .000 |
| Feb 16 | OLE MISS | *3b | 3 | 0 | 0 | 0 | 0 | 0 | 0 | 0 | 0 | 0 | 0 | 0 | 0 | 0 | 0 | 0 | 0 | 0 | .000 |
| Feb 16 | FRESNO STATE | *3b | 2 | 1 | 1 | 1 | 0 | 0 | 0 | 0 | 0 | 0 | 0 | 0 | 1 | 0 | 1 | 0 | 0 | 0 | .083 |
| Feb 17 | UC RIVERSIDE | *3b | 1 | 1 | 1 | 0 | 0 | 0 | 0 | 1 | 0 | 0 | 0 | 0 | 0 | 0 | 0 | 0 | 0 | 0 | .154 |
| Feb 17 | LOYOLA MARYMOUN | *3b | 1 | 1 | 0 | 0 | 0 | 0 | 0 | 0 | 0 | 0 | 0 | 0 | 0 | 0 | 0 | 0 | 0 | 0 | .143 |
| Feb 22 | vs Oklahoma | *3b | 2 | 0 | 0 | 0 | 0 | 0 | 0 | 0 | 0 | 0 | 0 | 0 | 0 | 0 | 1 | 0 | 2 | 0 | .125 |
| Feb 22 | vs Missouri | ph/3b | 3 | 0 | 2 | 4 | 0 | 1 | 0 | 0 | 0 | 0 | 0 | 0 | 0 | 0 | 0 | 0 | 0 | 0 | .211 |
| Feb 23 | vs Nebraska | *3b | 2 | 0 | 0 | 0 | 0 | 0 | 0 | 1 | 0 | 0 | 0 | 0 | 0 | 0 | 0 | 0 | 0 | 0 | .190 |
| Feb 23 | vs Kentucky | *3b | 4 | 2 | 1 | 2 | 0 | 0 | 1 | 0 | 0 | 0 | 0 | 0 | 0 | 0 | 2 | 1 | 0 | 0 | .200 |
| Feb 24 | vs Colorado State | *3b | 3 | 0 | 0 | 0 | 0 | 0 | 0 | 0 | 0 | 0 | 0 | 0 | 0 | 0 | 0 | 2 | 1 | 0 | .179 |
| Feb 27 | vs Florida | *3b | 4 | 0 | 1 | 0 | 0 | 0 | 0 | 0 | 0 | 0 | 0 | 0 | 0 | 0 | 0 | 0 | 1 | 0 | .188 |
| Mar 01 | vs Florida | *3b | 3 | 0 | 0 | 0 | 0 | 0 | 0 | 0 | 0 | 0 | 0 | 0 | 0 | 0 | 1 | 1 | 2 | 0 | .171 |
| Mar 01 | vs Michigan | *3b | 3 | 0 | 0 | 0 | 0 | 0 | 0 | 0 | 0 | 0 | 0 | 0 | 0 | 0 | 0 | 2 | 3 | 1 | .158 |
| Mar 03 | vs UConn | *3b | 4 | 0 | 1 | 1 | 0 | 0 | 0 | 0 | 0 | 0 | 0 | 0 | 0 | 0 | 2 | 0 | 2 | 0 | .167 |
| Mar 08 | ROBERT MORRIS | *3b | 3 | 0 | 1 | 0 | 0 | 0 | 0 | 0 | 0 | 0 | 0 | 0 | 0 | 0 | 0 | 0 | 0 | 0 | .178 |
| Mar 09 | BYU | *3b | 4 | 0 | 1 | 1 | 0 | 0 | 0 | 0 | 0 | 0 | 0 | 0 | 0 | 0 | 1 | 2 | 0 | 0 | .184 |
| Mar 09 | LIBERTY | *3b | 3 | 0 | 0 | 0 | 0 | 0 | 0 | 0 | 0 | 0 | 0 | 0 | 0 | 0 | 1 | 1 | 1 | 0 | .173 |
| Mar 10 | vs Boston U. | *3b | 1 | 0 | 0 | 1 | 0 | 0 | 0 | 0 | 0 | 0 | 0 | 0 | 1 | 0 | 1 | 1 | 0 | 0 | .170 |
| Mar 10 | at Long Beach State | *3b | 2 | 0 | 0 | 0 | 0 | 0 | 0 | 1 | 0 | 0 | 0 | 0 | 0 | 0 | 0 | 1 | 5 | 0 | .164 |
| Mar 15 | at Washington | *3b | 2 | 0 | 0 | 0 | 0 | 0 | 0 | 1 | 0 | 0 | 0 | 0 | 0 | 0 | 2 | 3 | 0 | 0 | .158 |
| Mar 16 | at Washington | *3b | 2 | 0 | 0 | 0 | 0 | 0 | 0 | 0 | 0 | 0 | 0 | 0 | 0 | 0 | 2 | 1 | 2 | 1 | .153 |
| Mar 17 | at Washington | *3b | 4 | 1 | 3 | 4 | 0 | 0 | 1 | 0 | 0 | 0 | 0 | 0 | 0 | 0 | 1 | 0 | 0 | 0 | .190 |
| Apr 26 | UTAH | *3b | 2 | 0 | 0 | 0 | 0 | 0 | 0 | 1 | 0 | 0 | 0 | 0 | 0 | 0 | 0 | 0 | 1 | 0 | .185 |
| Apr 27 | UTAH | *3b | 3 | 0 | 2 | 2 | 0 | 0 | 0 | 0 | 0 | 0 | 0 | 0 | 0 | 0 | 0 | 0 | 3 | 0 | .206 |
| Apr 28 | UTAH | *3b | 3 | 0 | 0 | 0 | 0 | 0 | 0 | 0 | 0 | 0 | 0 | 0 | 0 | 0 | 1 | 3 | 0 | 0 | .197 |
| May 03 | at Stanford | *3b | 2 | 0 | 0 | 0 | 0 | 0 | 0 | 1 | 0 | 0 | 0 | 0 | 0 | 0 | 1 | 0 | 2 | 0 | .192 |
| May 04 | at Stanford | *3b | 4 | 0 | 1 | 1 | 0 | 0 | 0 | 0 | 0 | 0 | 0 | 0 | 0 | 0 | 1 | 0 | 2 | 0 | .195 |
| May 05 | at Stanford | *3b | 3 | 0 | 1 | 0 | 0 | 0 | 0 | 0 | 0 | 0 | 0 | 0 | 0 | 0 | 0 | 1 | 1 | 0 | .200 |
| May 09 | ARIZONA | *3b | 3 | 1 | 2 | 1 | 0 | 0 | 1 | 0 | 0 | 0 | 0 | 0 | 0 | 0 | 0 | 1 | 0 | 1 | .217 |
| May 10 | ARIZONA | *3b | 3 | 0 | 1 | 0 | 0 | 0 | 0 | 0 | 0 | 0 | 0 | 0 | 0 | 0 | 0 | 0 | 1 | 0 | .221 |
| May 11 | ARIZONA | *3b | 3 | 0 | 0 | 0 | 0 | 0 | 0 | 0 | 0 | 0 | 0 | 0 | 0 | 0 | 1 | 1 | 2 | 0 | .213 |
| Totals | | 31gs | 89 | 8 | 19 | 19 | 0 | 1 | 3 | 7 | 0 | 0 | 0 | 0 | 2 | 1 | 19 | 23 | 32 | 3 | .213 |

On base pct. .265 • Slugging pct. .337

# #20 Vines, Anna - 41 games (All games)

| Date | Opponent | Pos | AB | R | H | RBI | 2B | 3B | HR | BB | SB | CS | HBP | SAC | SF | GDP | K | PO | A | E | Avg |
|---|---|---|---|---|---|---|---|---|---|---|---|---|---|---|---|---|---|---|---|---|---|
| Feb 07 | vs UT Arlington | *2b | 2 | 0 | 1 | 0 | 0 | 0 | 0 | 0 | 0 | 0 | 0 | 0 | 0 | 0 | 0 | 0 | 3 | 0 | .500 |
| Feb 07 | vs Fresno State | pr/2b | 0 | 0 | 0 | 0 | 0 | 0 | 0 | 0 | 0 | 0 | 0 | 0 | 0 | 0 | 0 | 1 | 0 | 0 | .500 |
| Feb 08 | at Hawaii | *2b | 2 | 0 | 0 | 0 | 0 | 0 | 0 | 0 | 0 | 0 | 0 | 0 | 0 | 0 | 0 | 0 | 0 | 0 | .250 |
| Feb 09 | vs Georgia State | pr/of | 1 | 0 | 1 | 0 | 0 | 0 | 0 | 0 | 0 | 1 | 0 | 0 | 0 | 0 | 0 | 0 | 0 | 0 | .400 |
| Feb 09 | vs Saint Mary's | *2b/dh | 3 | 1 | 1 | 0 | 0 | 0 | 0 | 0 | 0 | 0 | 0 | 0 | 0 | 0 | 0 | 2 | 1 | 0 | .375 |
| Feb 16 | OLE MISS | *2b | 0 | 1 | 0 | 0 | 0 | 0 | 0 | 0 | 0 | 0 | 0 | 0 | 0 | 0 | 0 | 0 | 2 | 0 | .375 |
| Feb 16 | FRESNO STATE | *2b | 1 | 1 | 1 | 0 | 0 | 0 | 0 | 0 | 1 | 0 | 0 | 1 | 0 | 0 | 0 | 1 | 1 | 0 | .444 |
| Feb 17 | LOYOLA MARYMOUN | *2b | 2 | 0 | 0 | 0 | 0 | 0 | 0 | 0 | 0 | 0 | 0 | 0 | 0 | 0 | 0 | 1 | 0 | 0 | .364 |
| Feb 22 | vs Oklahoma | *2b | 0 | 0 | 0 | 0 | 0 | 0 | 0 | 0 | 0 | 0 | 0 | 0 | 0 | 0 | 0 | 0 | 0 | 0 | .364 |
| Feb 22 | vs Missouri | 2b | 0 | 0 | 0 | 0 | 0 | 0 | 0 | 0 | 0 | 0 | 0 | 0 | 0 | 0 | 0 | 0 | 0 | 0 | .364 |
| Feb 23 | vs Nebraska | *2b | 3 | 1 | 1 | 1 | 0 | 0 | 0 | 0 | 0 | 1 | 0 | 0 | 0 | 0 | 0 | 1 | 1 | 0 | .357 |
| Feb 23 | vs Kentucky | 2b | 0 | 0 | 0 | 0 | 0 | 0 | 0 | 0 | 0 | 0 | 0 | 0 | 0 | 0 | 0 | 3 | 0 | 1 | .357 |
| Feb 24 | vs Colorado State | pr/2b | 0 | 1 | 0 | 0 | 0 | 0 | 0 | 0 | 0 | 0 | 0 | 0 | 0 | 0 | 0 | 2 | 0 | 1 | .357 |
| Feb 27 | vs Florida | pr/2b | 1 | 0 | 0 | 0 | 0 | 0 | 0 | 0 | 0 | 0 | 0 | 0 | 0 | 0 | 0 | 0 | 0 | 0 | .333 |
| Mar 01 | vs Florida | *2b | 0 | 0 | 0 | 0 | 0 | 0 | 0 | 0 | 0 | 0 | 0 | 0 | 0 | 0 | 0 | 1 | 1 | 0 | .333 |
| Mar 01 | vs Michigan | pr | 0 | 0 | 0 | 0 | 0 | 0 | 0 | 0 | 0 | 0 | 0 | 0 | 0 | 0 | 0 | 0 | 0 | 0 | .333 |
| Mar 03 | vs UConn | 2b | 1 | 0 | 0 | 0 | 0 | 0 | 0 | 0 | 0 | 0 | 0 | 1 | 0 | 0 | 0 | 1 | 0 | 0 | .312 |
| Mar 08 | ROBERT MORRIS | pr/2b | 0 | 1 | 0 | 0 | 0 | 0 | 0 | 0 | 0 | 0 | 0 | 0 | 0 | 0 | 0 | 0 | 0 | 0 | .312 |
| Mar 09 | BYU | *2b | 0 | 1 | 0 | 0 | 0 | 0 | 0 | 0 | 0 | 0 | 0 | 0 | 0 | 0 | 0 | 0 | 0 | 0 | .312 |
| Mar 09 | LIBERTY | 2b | 0 | 0 | 0 | 0 | 0 | 0 | 0 | 0 | 0 | 0 | 0 | 0 | 0 | 0 | 0 | 0 | 0 | 0 | .312 |
| Mar 10 | vs Boston U. | ph/2b | 2 | 1 | 2 | 0 | 0 | 0 | 0 | 0 | 0 | 0 | 0 | 0 | 0 | 0 | 0 | 1 | 2 | 0 | .389 |
| Mar 10 | at Long Beach State | 2b/pr | 0 | 1 | 0 | 0 | 0 | 0 | 0 | 0 | 0 | 0 | 0 | 0 | 0 | 0 | 0 | 2 | 1 | 0 | .389 |
| Mar 15 | at Washington | *2b | 0 | 0 | 0 | 0 | 0 | 0 | 0 | 0 | 0 | 0 | 0 | 0 | 0 | 0 | 0 | 1 | 0 | 0 | .389 |
| Mar 16 | at Washington | 2b/dh | 1 | 0 | 1 | 0 | 0 | 0 | 0 | 0 | 0 | 0 | 0 | 0 | 0 | 0 | 0 | 1 | 1 | 0 | .421 |
| Mar 17 | at Washington | 2b | 0 | 0 | 0 | 0 | 0 | 0 | 0 | 0 | 0 | 0 | 0 | 0 | 0 | 0 | 0 | 1 | 1 | 0 | .421 |
| Mar 24 | vs Saint Mary's | *2b | 3 | 0 | 0 | 0 | 0 | 0 | 0 | 0 | 0 | 0 | 0 | 0 | 0 | 0 | 0 | 1 | 0 | 0 | .364 |
| Mar 24 | at CSUN | *2b | 2 | 2 | 0 | 1 | 0 | 0 | 0 | 1 | 0 | 0 | 0 | 0 | 0 | 0 | 0 | 0 | 0 | 0 | .333 |
| Mar 25 | UC SANTA BARBARA | *2b/of | 2 | 0 | 0 | 0 | 0 | 0 | 0 | 0 | 0 | 0 | 0 | 0 | 0 | 0 | 0 | 1 | 1 | 0 | .308 |
| Mar 26 | CAL STATE FULLERT | *2b | 2 | 1 | 0 | 0 | 0 | 0 | 0 | 0 | 0 | 0 | 0 | 0 | 0 | 0 | 0 | 1 | 3 | 0 | .286 |
| Mar 29 | CALIFORNIA | *2b/pr | 0 | 0 | 0 | 0 | 0 | 0 | 0 | 0 | 0 | 0 | 0 | 0 | 0 | 0 | 0 | 2 | 0 | 0 | .286 |
| Mar 31 | CALIFORNIA | pr/2b | 0 | 0 | 0 | 0 | 0 | 0 | 0 | 0 | 0 | 0 | 0 | 0 | 0 | 0 | 0 | 0 | 2 | 0 | .286 |
| Apr 12 | OREGON | pr/2b | 0 | 0 | 0 | 0 | 0 | 0 | 0 | 0 | 0 | 0 | 0 | 0 | 0 | 0 | 0 | 0 | 0 | 0 | .286 |
| Apr 13 | OREGON | 2b | 0 | 0 | 0 | 0 | 0 | 0 | 0 | 0 | 0 | 0 | 0 | 0 | 0 | 0 | 0 | 1 | 0 | 0 | .286 |
| Apr 14 | OREGON | pr/2b | 0 | 1 | 0 | 0 | 0 | 0 | 0 | 0 | 0 | 0 | 0 | 0 | 0 | 0 | 0 | 0 | 0 | 0 | .286 |
| Apr 18 | at Oregon State | 2b | 1 | 0 | 0 | 0 | 0 | 0 | 0 | 0 | 0 | 0 | 0 | 0 | 0 | 0 | 1 | 1 | 1 | 0 | .276 |
| Apr 19 | at Oregon State | *2b | 2 | 0 | 1 | 0 | 0 | 0 | 0 | 0 | 0 | 0 | 0 | 0 | 0 | 0 | 0 | 0 | 2 | 0 | .290 |
| Apr 26 | UTAH | 2b | 0 | 0 | 0 | 0 | 0 | 0 | 0 | 0 | 0 | 0 | 0 | 1 | 0 | 0 | 0 | 0 | 1 | 0 | .290 |
| Apr 27 | UTAH | 2b | 0 | 0 | 0 | 0 | 0 | 0 | 0 | 0 | 0 | 0 | 0 | 0 | 0 | 0 | 0 | 1 | 0 | 0 | .290 |
| Apr 28 | UTAH | pr/2b | 0 | 0 | 0 | 0 | 0 | 0 | 0 | 0 | 0 | 0 | 0 | 0 | 0 | 0 | 0 | 0 | 1 | 0 | .290 |
| May 03 | at Stanford | pr | 0 | 0 | 0 | 0 | 0 | 0 | 0 | 0 | 0 | 0 | 0 | 0 | 0 | 0 | 0 | 0 | 0 | 0 | .290 |
| May 05 | at Stanford | pr | 0 | 0 | 0 | 0 | 0 | 0 | 0 | 0 | 0 | 0 | 0 | 0 | 0 | 0 | 0 | 0 | 0 | 0 | .290 |
| Totals | | 17gs | 31 | 13 | 9 | 2 | 0 | 0 | 0 | 1 | 1 | 2 | 0 | 3 | 0 | 0 | 1 | 27 | 25 | 2 | .290 |

On base pct. .312 • Slugging pct. .290

## #37 Washington, Kinsley - 51 games (All games)

| Date | Opponent | Pos | AB | R | H | RBI | 2B | 3B | HR | BB | SB | CS | HBP | SAC | SF | GDP | K | PO | A | E | Avg |
|---|---|---|---|---|---|---|---|---|---|---|---|---|---|---|---|---|---|---|---|---|---|
| Feb 07 | vs UT Arlington | 1b | 0 | 0 | 0 | 0 | 0 | 0 | 0 | 0 | 0 | 0 | 0 | 0 | 0 | 0 | 0 | 1 | 1 | 0 | .000 |
| Feb 07 | vs Fresno State | *2b/1b | 4 | 2 | 1 | 1 | 1 | 0 | 0 | 0 | 0 | 0 | 0 | 0 | 0 | 0 | 0 | 1 | 1 | 0 | .250 |
| Feb 08 | at Hawaii | *1b/2b | 2 | 0 | 0 | 0 | 0 | 0 | 0 | 0 | 0 | 0 | 0 | 0 | 0 | 0 | 0 | 3 | 0 | 0 | .167 |
| Feb 09 | vs Georgia State | *2b/1b | 3 | 1 | 0 | 0 | 0 | 0 | 0 | 0 | 0 | 0 | 0 | 0 | 0 | 0 | 0 | 1 | 1 | 0 | .111 |
| Feb 09 | vs Saint Mary's | *1b/dh | 2 | 1 | 1 | 1 | 1 | 0 | 0 | 1 | 0 | 0 | 0 | 0 | 0 | 0 | 1 | 2 | 0 | 0 | .182 |
| Feb 16 | OLE MISS | *1b | 3 | 1 | 1 | 0 | 1 | 0 | 0 | 0 | 0 | 0 | 0 | 0 | 0 | 0 | 0 | 4 | 0 | 1 | .214 |
| Feb 16 | FRESNO STATE | *of/1b | 2 | 1 | 1 | 1 | 0 | 0 | 0 | 0 | 0 | 0 | 0 | 0 | 0 | 0 | 1 | 1 | 0 | 0 | .250 |
| Feb 17 | UC RIVERSIDE | *2b/1b | 3 | 2 | 2 | 2 | 0 | 0 | 0 | 0 | 1 | 0 | 0 | 0 | 0 | 0 | 1 | 3 | 1 | 0 | .316 |
| Feb 17 | LOYOLA MARYMOUN | *1b | 3 | 0 | 0 | 0 | 0 | 0 | 0 | 0 | 0 | 0 | 0 | 0 | 0 | 0 | 0 | 2 | 0 | 1 | .273 |
| Feb 22 | vs Oklahoma | *1b | 3 | 2 | 2 | 1 | 0 | 0 | 0 | 0 | 0 | 0 | 0 | 0 | 0 | 0 | 0 | 5 | 0 | 0 | .320 |
| Feb 22 | vs Missouri | *2b/1b | 4 | 2 | 1 | 1 | 0 | 0 | 0 | 0 | 0 | 0 | 0 | 0 | 0 | 0 | 0 | 4 | 1 | 0 | .310 |
| Feb 23 | vs Nebraska | *of/1b | 3 | 1 | 1 | 0 | 1 | 0 | 0 | 0 | 0 | 0 | 0 | 0 | 0 | 0 | 0 | 3 | 0 | 0 | .312 |
| Feb 23 | vs Kentucky | *2b/1b | 2 | 1 | 1 | 0 | 0 | 0 | 0 | 0 | 1 | 0 | 1 | 0 | 0 | 0 | 0 | 2 | 0 | 0 | .324 |
| Feb 24 | vs Colorado State | *2b/1b | 2 | 1 | 1 | 0 | 1 | 0 | 0 | 0 | 0 | 0 | 1 | 0 | 0 | 0 | 0 | 1 | 2 | 0 | .333 |
| Feb 27 | vs Florida | *2b/1b | 2 | 1 | 1 | 0 | 0 | 1 | 0 | 1 | 0 | 0 | 0 | 0 | 0 | 0 | 0 | 3 | 1 | 0 | .342 |
| Mar 01 | vs Florida | *1b | 2 | 1 | 1 | 0 | 0 | 0 | 0 | 1 | 0 | 0 | 0 | 0 | 0 | 0 | 0 | 3 | 0 | 0 | .350 |
| Mar 01 | vs Michigan | *2b | 2 | 0 | 1 | 0 | 0 | 0 | 0 | 0 | 1 | 0 | 0 | 0 | 0 | 0 | 1 | 5 | 2 | 0 | .357 |
| Mar 03 | vs UConn | *2b/1b | 4 | 0 | 1 | 0 | 1 | 0 | 0 | 0 | 0 | 0 | 0 | 0 | 0 | 0 | 2 | 3 | 1 | 0 | .348 |
| Mar 08 | ROBERT MORRIS | *2b/1b | 2 | 1 | 1 | 1 | 0 | 1 | 0 | 0 | 0 | 0 | 0 | 0 | 0 | 0 | 0 | 0 | 0 | 0 | .354 |
| Mar 09 | BYU | *1b | 3 | 1 | 0 | 0 | 0 | 0 | 0 | 0 | 0 | 0 | 0 | 0 | 0 | 0 | 1 | 4 | 0 | 0 | .333 |
| Mar 09 | LIBERTY | *2b/1b | 3 | 0 | 1 | 0 | 0 | 0 | 0 | 0 | 0 | 0 | 0 | 0 | 0 | 0 | 1 | 2 | 2 | 1 | .333 |
| Mar 10 | vs Boston U. | *2b/1b | 3 | 2 | 2 | 1 | 0 | 0 | 0 | 0 | 0 | 0 | 1 | 0 | 0 | 0 | 0 | 4 | 0 | 0 | .351 |
| Mar 10 | at Long Beach State | *2b/1b | 3 | 0 | 0 | 0 | 0 | 0 | 0 | 0 | 0 | 0 | 0 | 0 | 0 | 0 | 0 | 8 | 1 | 0 | .333 |
| Mar 15 | at Washington | *1b | 3 | 0 | 0 | 0 | 0 | 0 | 0 | 0 | 0 | 0 | 0 | 0 | 0 | 0 | 0 | 2 | 0 | 0 | .317 |
| Mar 16 | at Washington | *2b/1b | 3 | 1 | 1 | 0 | 0 | 0 | 0 | 0 | 0 | 0 | 0 | 0 | 0 | 0 | 1 | 4 | 1 | 0 | .318 |
| Mar 17 | at Washington | *2b/dh | 3 | 1 | 0 | 0 | 0 | 0 | 0 | 0 | 0 | 0 | 0 | 0 | 0 | 0 | 2 | 1 | 0 | 0 | .304 |
| Mar 24 | vs Saint Mary's | *3b | 2 | 1 | 1 | 0 | 0 | 1 | 0 | 1 | 0 | 0 | 0 | 0 | 0 | 0 | 0 | 2 | 1 | 1 | .310 |
| Mar 24 | at CSUN | *3b | 3 | 0 | 1 | 1 | 0 | 0 | 0 | 0 | 0 | 0 | 0 | 0 | 0 | 0 | 0 | 0 | 2 | 0 | .311 |
| Mar 25 | UC SANTA BARBARA | *3b/2b | 2 | 0 | 1 | 1 | 0 | 0 | 0 | 0 | 0 | 0 | 0 | 0 | 0 | 0 | 1 | 4 | 0 | 0 | .316 |
| Mar 26 | CAL STATE FULLERT | *3b | 3 | 0 | 0 | 0 | 0 | 0 | 0 | 0 | 0 | 0 | 0 | 0 | 0 | 0 | 1 | 1 | 0 | 0 | .304 |
| Mar 29 | CALIFORNIA | *1b | 3 | 0 | 1 | 0 | 0 | 0 | 0 | 0 | 1 | 0 | 0 | 1 | 0 | 0 | 0 | 2 | 1 | 0 | .305 |
| Mar 30 | CALIFORNIA | *2b | 3 | 1 | 1 | 0 | 0 | 0 | 0 | 0 | 1 | 0 | 0 | 0 | 0 | 0 | 0 | 4 | 2 | 0 | .306 |
| Mar 31 | CALIFORNIA | *2b/1b | 3 | 0 | 0 | 0 | 0 | 0 | 0 | 0 | 0 | 0 | 0 | 0 | 0 | 0 | 2 | 3 | 2 | 0 | .295 |
| Apr 05 | at Arizona State | *2b | 3 | 0 | 0 | 0 | 0 | 0 | 0 | 0 | 0 | 0 | 0 | 0 | 0 | 0 | 1 | 0 | 0 | 0 | .286 |
| Apr 06 | at Arizona State | *2b | 3 | 0 | 1 | 0 | 0 | 0 | 0 | 0 | 0 | 0 | 0 | 0 | 0 | 0 | 0 | 2 | 0 | 0 | .287 |
| Apr 07 | at Arizona State | *2b | 4 | 1 | 2 | 1 | 0 | 0 | 1 | 0 | 0 | 0 | 0 | 0 | 0 | 0 | 0 | 2 | 1 | 0 | .296 |
| Apr 12 | OREGON | *2b/1b | 2 | 0 | 0 | 0 | 0 | 0 | 0 | 0 | 0 | 0 | 0 | 0 | 0 | 0 | 2 | 4 | 0 | 0 | .290 |
| Apr 13 | OREGON | *2b/1b | 2 | 1 | 1 | 0 | 0 | 0 | 0 | 0 | 0 | 0 | 0 | 0 | 0 | 0 | 0 | 0 | 3 | 0 | .294 |
| Apr 14 | OREGON | *2b/1b | 2 | 0 | 0 | 0 | 0 | 0 | 0 | 0 | 0 | 1 | 0 | 0 | 0 | 0 | 0 | 3 | 1 | 0 | .288 |
| Apr 18 | at Oregon State | *2b/1b | 4 | 0 | 1 | 0 | 0 | 0 | 0 | 0 | 0 | 0 | 0 | 0 | 0 | 0 | 0 | 4 | 1 | 0 | .287 |
| Apr 19 | at Oregon State | *ss | 2 | 0 | 0 | 0 | 0 | 0 | 0 | 0 | 0 | 0 | 1 | 0 | 0 | 0 | 1 | 1 | 0 | 1 | .282 |
| Apr 20 | at Oregon State | *2b | 3 | 1 | 1 | 0 | 0 | 0 | 0 | 0 | 0 | 0 | 0 | 0 | 0 | 0 | 0 | 1 | 3 | 0 | .283 |
| Apr 26 | UTAH | *2b/dh | 2 | 0 | 0 | 0 | 0 | 0 | 0 | 0 | 0 | 0 | 0 | 0 | 0 | 0 | 0 | 4 | 4 | 0 | .278 |
| Apr 27 | UTAH | *2b/1b | 2 | 0 | 1 | 0 | 1 | 0 | 0 | 0 | 0 | 0 | 0 | 0 | 0 | 0 | 1 | 2 | 0 | 1 | .282 |
| Apr 28 | UTAH | *2b/1b | 2 | 2 | 1 | 0 | 0 | 0 | 0 | 1 | 1 | 0 | 0 | 0 | 0 | 0 | 0 | 5 | 0 | 0 | .286 |
| May 03 | at Stanford | *2b | 2 | 0 | 0 | 0 | 0 | 0 | 0 | 1 | 0 | 0 | 0 | 0 | 0 | 0 | 0 | 2 | 3 | 0 | .281 |
| May 04 | at Stanford | *2b | 3 | 1 | 1 | 0 | 0 | 0 | 0 | 0 | 0 | 0 | 0 | 0 | 0 | 0 | 1 | 2 | 2 | 0 | .282 |
| May 05 | at Stanford | *2b | 3 | 0 | 1 | 0 | 0 | 0 | 0 | 0 | 0 | 0 | 0 | 0 | 0 | 0 | 0 | 0 | 2 | 0 | .283 |
| May 09 | ARIZONA | *2b | 3 | 0 | 1 | 0 | 0 | 0 | 0 | 0 | 1 | 0 | 0 | 0 | 0 | 0 | 1 | 0 | 0 | 0 | .285 |
| May 10 | ARIZONA | *2b | 3 | 1 | 2 | 0 | 0 | 0 | 0 | 0 | 0 | 0 | 0 | 0 | 0 | 0 | 1 | 2 | 2 | 0 | .293 |
| May 11 | ARIZONA | *2b | 2 | 0 | 0 | 0 | 0 | 0 | 0 | 1 | 0 | 0 | 0 | 0 | 0 | 0 | 0 | 1 | 2 | 0 | .289 |
| Totals | | 50gs | 135 | 32 | 39 | 12 | 7 | 3 | 1 | 7 | 7 | 1 | 4 | 1 | 0 | 0 | 23 | 123 | 47 | 6 | .289 |

On base pct. .342 • Slugging pct. .407

# #12 Wisz, Stevie - 25 games (All games)

| Date | Opponent | Pos | AB | R | H | RBI | 2B | 3B | HR | BB | SB | CS | HBP | SAC | SF | GDP | K | PO | A | E | Avg |
|---|---|---|---|---|---|---|---|---|---|---|---|---|---|---|---|---|---|---|---|---|---|
| Feb 07 | vs UT Arlington | of | 0 | 0 | 0 | 0 | 0 | 0 | 0 | 0 | 0 | 0 | 0 | 0 | 0 | 0 | 0 | 0 | 0 | 0 | .000 |
| Feb 09 | vs Saint Mary's | pr | 0 | 0 | 0 | 0 | 0 | 0 | 0 | 0 | 0 | 0 | 0 | 0 | 0 | 0 | 0 | 0 | 0 | 0 | .000 |
| Feb 16 | FRESNO STATE | pr/of | 0 | 0 | 0 | 0 | 0 | 0 | 0 | 0 | 0 | 0 | 0 | 0 | 0 | 0 | 0 | 1 | 0 | 0 | .000 |
| Feb 22 | vs Oklahoma | pr | 0 | 1 | 0 | 0 | 0 | 0 | 0 | 0 | 0 | 0 | 0 | 0 | 0 | 0 | 0 | 0 | 0 | 0 | .000 |
| Feb 23 | vs Nebraska | pr | 0 | 0 | 0 | 0 | 0 | 0 | 0 | 0 | 0 | 0 | 0 | 0 | 0 | 0 | 0 | 0 | 0 | 0 | .000 |
| Mar 03 | vs UConn | pr | 0 | 0 | 0 | 0 | 0 | 0 | 0 | 0 | 0 | 0 | 0 | 0 | 0 | 0 | 0 | 0 | 0 | 0 | .000 |
| Mar 08 | ROBERT MORRIS | of | 0 | 0 | 0 | 0 | 0 | 0 | 0 | 0 | 0 | 0 | 0 | 0 | 0 | 0 | 0 | 0 | 0 | 0 | .000 |
| Mar 10 | vs Boston U. | of | 0 | 0 | 0 | 0 | 0 | 0 | 0 | 0 | 0 | 0 | 0 | 0 | 0 | 0 | 0 | 0 | 0 | 0 | .000 |
| Mar 17 | at Washington | pr | 0 | 0 | 0 | 0 | 0 | 0 | 0 | 0 | 0 | 0 | 0 | 0 | 0 | 0 | 0 | 0 | 0 | 0 | .000 |
| Mar 24 | at CSUN | pr | 0 | 1 | 0 | 0 | 0 | 0 | 0 | 0 | 0 | 0 | 0 | 0 | 0 | 0 | 0 | 0 | 0 | 0 | .000 |
| Mar 25 | UC SANTA BARBARA | pr | 0 | 0 | 0 | 0 | 0 | 0 | 0 | 0 | 0 | 0 | 0 | 0 | 0 | 0 | 0 | 0 | 0 | 0 | .000 |
| Mar 29 | CALIFORNIA | pr | 0 | 0 | 0 | 0 | 0 | 0 | 0 | 0 | 0 | 0 | 0 | 0 | 0 | 0 | 0 | 0 | 0 | 0 | .000 |
| Mar 30 | CALIFORNIA | pr/of | 0 | 0 | 0 | 0 | 0 | 0 | 0 | 0 | 0 | 0 | 0 | 0 | 0 | 0 | 0 | 1 | 0 | 0 | .000 |
| Apr 05 | at Arizona State | pr/of | 0 | 0 | 0 | 0 | 0 | 0 | 0 | 0 | 0 | 0 | 0 | 0 | 0 | 0 | 0 | 0 | 0 | 0 | .000 |
| Apr 06 | at Arizona State | pr | 0 | 1 | 0 | 0 | 0 | 0 | 0 | 0 | 0 | 0 | 0 | 0 | 0 | 0 | 0 | 0 | 0 | 0 | .000 |
| Apr 07 | at Arizona State | ph | 1 | 0 | 0 | 0 | 0 | 0 | 0 | 0 | 0 | 0 | 0 | 0 | 0 | 0 | 0 | 0 | 0 | 0 | .000 |
| Apr 13 | OREGON | pr | 0 | 0 | 0 | 0 | 0 | 0 | 0 | 0 | 0 | 0 | 0 | 0 | 0 | 0 | 0 | 0 | 0 | 0 | .000 |
| Apr 14 | OREGON | of | 0 | 0 | 0 | 0 | 0 | 0 | 0 | 0 | 0 | 0 | 0 | 0 | 0 | 0 | 0 | 0 | 0 | 0 | .000 |
| Apr 18 | at Oregon State | pr | 0 | 0 | 0 | 0 | 0 | 0 | 0 | 0 | 0 | 0 | 0 | 0 | 0 | 0 | 0 | 0 | 0 | 0 | .000 |
| Apr 19 | at Oregon State | pr | 0 | 0 | 0 | 0 | 0 | 0 | 0 | 0 | 0 | 0 | 0 | 0 | 0 | 0 | 0 | 0 | 0 | 0 | .000 |
| Apr 20 | at Oregon State | pr/of | 0 | 1 | 0 | 0 | 0 | 0 | 0 | 0 | 0 | 0 | 0 | 0 | 0 | 0 | 0 | 0 | 0 | 0 | .000 |
| Apr 26 | UTAH | pr | 0 | 0 | 0 | 0 | 0 | 0 | 0 | 0 | 0 | 0 | 0 | 0 | 0 | 0 | 0 | 0 | 0 | 0 | .000 |
| Apr 28 | UTAH | pr/of | 0 | 0 | 0 | 0 | 0 | 0 | 0 | 0 | 0 | 0 | 0 | 0 | 0 | 0 | 0 | 0 | 0 | 0 | .000 |
| May 05 | at Stanford | pr/of | 0 | 0 | 0 | 0 | 0 | 0 | 0 | 0 | 0 | 0 | 0 | 0 | 0 | 0 | 0 | 0 | 0 | 0 | .000 |
| May 09 | ARIZONA | pr | 0 | 0 | 0 | 0 | 0 | 0 | 0 | 0 | 0 | 0 | 0 | 0 | 0 | 0 | 0 | 0 | 0 | 0 | .000 |
| Totals | | 0gs | 1 | 4 | 0 | 0 | 0 | 0 | 0 | 0 | 0 | 0 | 0 | 0 | 0 | 0 | 0 | 2 | 0 | 0 | .000 |

On base pct. .000 • Slugging pct. .000

# 2019 NCAA Division I
# SOFTBALL CHAMPIONSHIP

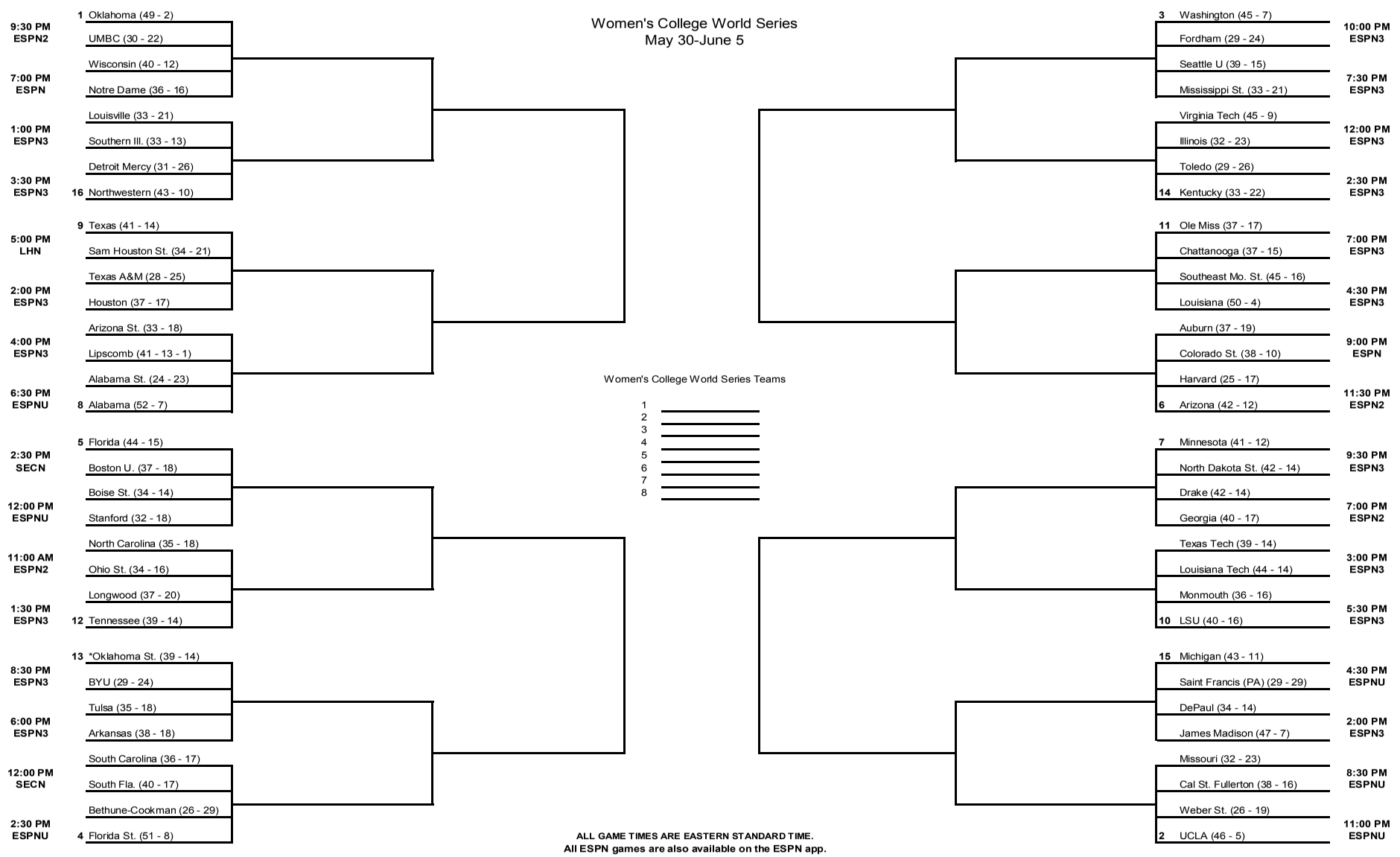


*Stillwater Regional, May 16-18.

**ALL GAME TIMES ARE EASTERN STANDARD TIME.**
**All ESPN games are also available on the ESPN app.**

©National Collegiate Athletic Association. No commercial use without the NCAA's written approval.
The NCAA opposes all forms of sports wagering.