

POSTSEASON HISTORY

92 UCLA in the NCAA Tournament
96 Postseason Box Scores
115 Career NCAA Tournament Stats
119 NCAA Tournament Records
122 Conference Tournament History

UCLA's RECORD BOOK

123 Team Records
124 Pauley Pavilion Records
125 1,000-Point Scorers
133 35-Point Club
134 Single-Game Records
137 Highest Team Shooting Percentages
141 Career and Season Records
145 Yearly Individual Leaders
148 Miscellaneous Individual Records
149 All-Time Career Stats
154 Team Season Records
155 Year-by-Year Team Statistics
158 100-Point Games
160 Attendance Records

inset photo:
Ed & Charles O'Bannon

DATE	W/L	OPPONENT	UCLA	OPP	TOURNAMENT	SITE
1949-50 (0-2)						
3/24/50	L	Bradley	59	73	NCAA West Regional	Kansas City, Mo.
3/25/50	L	BYU	62	83	NCAA West Regional	Kansas City, Mo.
1951-52 (0-2)						
3/21/52	L	Santa Clara	59	68	NCAA West Regional	Corvallis, Ore.
3/22/52	L	Oklahoma City	53	55	NCAA West Regional	Corvallis, Ore.
1955-56 (1-1)						
3/16/56	L	San Francisco	61	72	NCAA West Regional	Corvallis, Ore.
3/17/56	W	Seattle	94	70	NCAA West Regional	Corvallis, Ore.
1961-62 (2-2)						
3/16/62	W	Utah State	73	62	NCAA West Regional	Provo, Utah
3/17/62	W	Oregon State	88	69	NCAA West Regional	Provo, Utah
3/23/62	L	Cincinnati	70	72	NCAA Final Four Semifinal	Louisville, Ky.
3/24/62	L	Wake Forest	80	82	NCAA Final Four Consolation	Louisville, Ky.
1962-63 (0-2)						
3/15/63	L	Arizona State	79	93	NCAA West Regional	Provo, Utah
3/16/63	L	San Francisco	75	76	NCAA West Regional	Provo, Utah
1963-64 (4-0)						
3/13/64	W	Seattle	95	90	NCAA West Regional	Corvallis, Ore.
3/14/64	W	San Francisco	76	72	NCAA West Regional	Corvallis, Ore.
3/20/64	W	Kansas State	90	84	NCAA Final Four Semifinal	Kansas City, Mo.
3/21/64	W	Duke	98	83	NCAA Final Four Championship	Kansas City, Mo.
1964-65 (4-0)						
3/12/65	W	BYU	100	76	NCAA West Regional	Provo, Utah
3/13/65	W	San Francisco	101	93	NCAA West Regional	Provo, Utah
3/19/65	W	Wichita State	108	89	NCAA Final Four Semifinal	Portland, Ore.
3/20/65	W	Michigan	91	80	NCAA Final Four Championship	Portland, Ore.
1966-67 (4-0)						
3/17/67	W	Wyoming	109	60	NCAA West Regional	Corvallis, Ore.
3/18/67	W	Pacific	80	64	NCAA West Regional	Corvallis, Ore.
3/24/67	W	Houston	73	58	NCAA Final Four Semifinal	Louisville, Ky.
3/25/67	W	Dayton	79	64	NCAA Final Four Championship	Louisville, Ky.
1967-68 (4-0)						
3/15/68	W	New Mexico State	58	49	NCAA West Regional	Albuquerque, N.M.
3/16/68	W	Santa Clara	87	66	NCAA West Regional	Albuquerque, N.M.
3/22/68	W	Houston	101	69	NCAA Final Four Semifinal	Los Angeles, Calif.
3/23/68	W	North Carolina	78	55	NCAA Final Four Championship	Los Angeles, Calif.
1968-69 (4-0)						
3/13/69	W	New Mexico State	53	38	NCAA West Regional	Pauley Pavilion
3/15/69	W	Santa Clara	90	52	NCAA West Regional	Pauley Pavilion
3/20/69	W	Drake	85	82	NCAA Final Four Semifinal	Louisville, Ky.
3/22/69	W	Purdue	92	72	NCAA Final Four Championship	Louisville, Ky.
1969-70 (4-0)						
3/12/70	W	Long Beach State	88	65	NCAA West Regional	Seattle, Wash.
3/14/70	W	Utah State	101	79	NCAA West Regional	Seattle, Wash.
3/19/70	W	New Mexico State	93	77	NCAA Final Four Semifinal	College Park, Md.
3/21/70	W	Jacksonville	80	69	NCAA Final Four Championship	College Park, Md.
1970-71 (4-0)						
3/18/71	W	BYU	91	73	NCAA West Regional	Salt Lake City, Utah
3/20/71	W	Long Beach State	57	55	NCAA West Regional	Salt Lake City, Utah
3/25/71	W	Kansas	68	60	NCAA Final Four Semifinal	Houston, Texas
3/27/71	W	Villanova	68	62	NCAA Final Four Championship	Houston, Texas
1971-72 (4-0)						
3/16/72	W	Weber State	90	58	NCAA West Regional	Provo, Utah
3/18/72	W	Long Beach State	73	57	NCAA West Regional	Provo, Utah
3/23/72	W	Louisville	96	77	NCAA Final Four Semifinal	Los Angeles, Calif.
3/25/72	W	Florida State	81	76	NCAA Final Four Championship	Los Angeles, Calif.

DATE		W/L	OPPONENT		UCLA	OPP	TOURNAMENT	SITE
1972-73	**(4-0)**							
3/15/73		W	Arizona State		98	81	NCAA West Regional	Pauley Pavilion
3/17/73		W	San Francisco		54	39	NCAA West Regional	Pauley Pavilion
3/24/73		W	Indiana		70	59	NCAA Final Four Semifinal	St. Louis. Mo.
3/26/73		W	Memphis		87	66	NCAA Final Four Championship	St. Louis, Mo.
1973-74	**(3-1)**							
3/14/74		W	Dayton	(3 OT)	111	100	NCAA West Regional	Tucson, Ariz.
3/16/74		W	San Francisco		83	60	NCAA West Regional	Tucson, Ariz.
3/23/74		L	N.C. State	(2 OT)	77	80	NCAA Final Four Semifinal	Greensboro, N.C.
3/25/74		W	Kansas		78	61	NCAA Final Four Consolation	Greensboro, N.C.
1974-75	**(5-0)**							
3/15/75		W	Michigan	(OT)	103	91	NCAA West Regional	Pullman, Wash.
3/20/75		W	Montana		67	64	NCAA West Regional	Portland, Ore.
3/22/75		W	Arizona State		89	75	NCAA West Regional	Portland, Ore.
3/29/75		W	Louisville	(OT)	75	74	NCAA Final Four Semifinal	San Diego, Calif.
3/31/75		W	Kentucky		92	85	NCAA Final Four Championship	San Diego, Calif.
1975-76	**(4-1)**							
3/13/76		W	San Diego State		74	64	NCAA West Regional	Eugene, Ore.
3/18/76		W	Pepperdine		70	61	NCAA West Regional	Pauley Pavilion
3/20/76		W	Arizona		82	66	NCAA West Regional	Pauley Pavilion
3/27/76		L	Indiana		51	65	NCAA Final Four Semifinal	Philadelphia, Pa.
3/29/76		W	Rutgers		106	92	NCAA Final Four Consolation	Philadelphia, Pa.
1976-77	**(1-1)**							
3/12/77		W	Louisville		87	79	NCAA West Regional	Provo, Utah
3/17/77		L	Idaho State		75	76	NCAA West Regional	Provo, Utah
1977-78	**(1-1)**							
3/11/78		W	Kansas		83	76	NCAA West Regional	Eugene, Ore.
3/16/78		L	Arkansas		70	74	NCAA West Regional	Albuquerque, N.M.
1978-79	**(2-1)**		**No. 1 (WEST)**					
3/11/79		W	Pepperdine (9)		76	71	NCAA West Regional	Pauley Pavilion
3/15/79		W	San Francisco (4)		99	81	NCAA West Regional	Provo, Utah
3/17/79		L	DePaul (2)		91	95	NCAA West Regional	Provo, Utah
1979-80	**(5-1)**		**No. 8 (WEST)**					
3/7/80		W	Old Dominion (9)		87	74	NCAA First Round	Tempe, Ariz.
3/9/80		W	DePaul (1)		77	71	NCAA Second Round	Tempe, Ariz.
3/13/80		W	Ohio State (4)		72	68	NCAA West Regional	Tucson, Ariz.
3/15/80		W	Clemson (6)		85	74	NCAA West Regional	Tucson, Ariz.
3/22/80		W	Purdue (6, Mideast)		67	62	NCAA Final Four Semifinal	Indianapolis, Ind.
3/24/80		L	Louisville (2, Midwest)		54	59	NCAA Final Four Championship	Indianapolis, Ind.
1980-81	**(0-1)**		**No. 3 (EAST)**					
3/14/81		L	BYU (6)		55	78	NCAA Second Round	Providence, R.I.
1982-83	**(0-1)**		**No. 2 (WEST)**					
3/19/83		L	Utah (10)		61	67	NCAA Second Round	Boise, Idaho
1986-87	**(1-1)**		**No. 4 (WEST)**					
3/12/87		W	Central Michigan (13)		92	73	NCAA First Round	Salt Lake City, Utah
3/14/87		L	Wyoming (12)		68	78	NCAA Second Round	Salt Lake City, Utah
1988-89	**(1-1)**		**No. 7 (SOUTHEAST)**					
3/17/89		W	Iowa State (10)		84	74	NCAA First Round	Atlanta, Ga.
3/19/89		L	North Carolina (2)		81	88	NCAA Second Round	Atlanta, Ga.
1989-90	**(2-1)**		**No. 7 EAST**					
3/16/90		W	UAB (10)		68	56	NCAA First Round	Atlanta, Ga.
3/18/90		W	Kansas (2)		71	70	NCAA Second Round	Atlanta, Ga.
3/22/90		L	Duke (3)		81	90	NCAA West Regional	East Rutherford, N.J.
1990-91	**(0-1)**		**No. 4 EAST**					
3/18/91		L	Penn State (13)		69	74	NCAA First Round	Syracuse, N.Y.

DATE		W/L	OPPONENT		UCLA	OPP	TOURNAMENT	SITE
1991-92	**(3-1)**		**No. 1 WEST**					
3/20/92		W	Robert Morris (16)		73	53	NCAA First Round	Tempe, Ariz.
3/22/92		W	Louisville (8)		85	69	NCAA Second Round	Tempe, Ariz.
3/26/92		W	New Mexico State (12)		85	78	NCAA West Regional	Albuquerque, N.M.
3/28/92		L	Indiana (2)		79	106	NCAA West Regional	Albuquerque, N.M.
1992-93	**(1-1)**		**No. 9 WEST**					
3/19/93		W	Iowa State (8)		81	70	NCAA First Round	Tucson, Ariz.
3/21/93		L	Michigan (1)	(OT)	84	86	NCAA Second Round	Tucson, Ariz.
1993-94	**(0-1)**		**No. 5 MIDWEST**					
3/18/94		L	Tulsa (12)		102	112	NCAA First Round	Oklahoma City, Okla.
1994-95	**(6-0)**		**No. 1 (WEST)**					
3/17/95		W	Florida International (16)		92	56	NCAA First Round	Boise, Idaho
3/19/95		W	Missouri (8)		75	74	NCAA Second Round	Boise, Idaho
3/23/95		W	Mississippi State (5)		86	67	NCAA West Regional	Oakland, Calif.
3/25/95		W	Connecticut (2)		102	96	NCAA West Regional	Oakland, Calif.
4/1/95		W	Oklahoma State (4, East)		74	61	NCAA Final Four Semifinal	Seattle, Wash.
4/3/95		W	Arkansas (2, Midwest)		89	78	NCAA Final Four Championship	Seattle, Wash.
1995-96	**(0-1)**		**No. 4 (SOUTHEAST)**					
3/14/96		L	Princeton (13)		41	43	NCAA First Round	Indianapolis, Ind.
1996-97	**(3-1)**		**No. 2 (MIDWEST)**					
3/13/97		W	Charleston Southern (15)		109	75	NCAA First Round	Auburn Hills, Mich.
3/15/97		W	Xavier (7)		96	83	NCAA Second Round	Auburn Hills, Mich.
3/20/97		W	Iowa State (6)	(OT)	74	73	NCAA West Regional	San Antonio, Texas
3/22/97		L	Minnesota (1)		72	80	NCAA West Regional	San Antonio, Texas
1997-98	**(2-1)**		**No. 6 (SOUTH)**					
3/13/98		W	Miami (11)		65	62	NCAA First Round	Atlanta, Ga.
3/15/98		W	Michigan (3)		85	82	NCAA Second Round	Atlanta, Ga.
3/20/98		L	Kentucky (2)		68	94	NCAA West Regional	St. Petersburg, Fla.
1998-99	**(0-1)**		**No. 5 (SOUTH)**					
3/11/99		L	Detroit (12)		53	56	NCAA First Round	Indianapolis, Ind.
1999-00	**(2-1)**		**No. 6 (MIDWEST)**					
3/16/00		W	Ball State (11)		65	57	NCAA First Round	Minneapolis, Minn.
3/18/00		W	Maryland (3)		105	70	NCAA Second Round	Minneapolis, Minn.
3/23/00		L	Iowa State (2)		56	80	NCAA West Regional	Auburn Hills, Mich.
2000-01	**(2-1)**		**No. 4 (EAST)**					
3/15/01		W	Hofstra (13)		61	48	NCAA First Round	Greensboro, N.C.
3/17/01		W	Utah State (12)		75	50	NCAA Second Round	Greensboro, N.C.
3/22/01		L	Duke (1)		63	76	NCAA West Regional	Philadelphia, Pa.
2001-02	**(2-1)**		**No. 8 (WEST)**					
3/15/02		W	Mississippi (9)		80	58	NCAA First Round	Pittsburgh, Pa.
3/17/02		W	Cincinnati (1)	(2 OT)	105	101	NCAA Second Round	Pittsburgh, Pa.
3/21/02		L	Missouri (12)		73	82	NCAA West Regional	San Jose, Calif.
2004-05	**(0-1)**		**No. 11 (ALBUQUERQUE)**					
3/17/05		L	Texas Tech (6)		66	78	NCAA First Round	Tucson, Ariz.
2005-06	**(5-1)**		**No. 2 (OAKLAND)**					
3/16/06		W	Belmont (15)		78	44	NCAA First Round	San Diego, Calif.
3/18/06		W	Alabama (10)		62	59	NCAA Second Round	San Diego, Calif.
3/23/06		W	Gonzaga (3)		73	71	NCAA West Regional	Oakland, Calif.
3/25/06		W	Memphis (1)		50	45	NCAA West Regional	Oakland, Calif.
4/1/06		W	LSU (4, Atlanta)		59	45	NCAA Final Four Semifinal	Indianapolis, Ind.
4/3/06		L	Florida (3, Minneapolis)		57	73	NCAA Final Four Championship	Indianapolis, Ind.
2006-07	**(4-1)**		**No. 2 (WEST)**					
3/15/07		W	Weber State (15)		70	42	NCAA First Round	Sacramento, Calif.
3/17/07		W	Indiana (7)		54	49	NCAA Second Round	Sacramento, Calif.
3/22/07		W	Pittsburgh (3)		64	55	NCAA West Regional	San Jose, Calif.
3/24/07		W	Kansas (1)		68	55	NCAA West Regional	San Jose, Calif.
3/31/07		L	Florida (1, Midwest)		66	76	NCAA Final Four Semifinal	Atlanta, Ga.

DATE		W/L	OPPONENT		UCLA	OPP	TOURNAMENT	SITE
2007-08	**(4-1)**		**No. 1 (WEST)**					
3/20/08		W	Mississippi Valley State (16)		70	29	NCAA First Round	Anaheim, Calif.
3/22/08		W	Texas A&M (9)		51	49	NCAA Second Round	Anaheim, Calif.
3/27/08		W	Western Kentucky (12)		88	78	NCAA West Regional	Phoenix, Ariz.
3/29/08		W	Xavier (3)		76	57	NCAA West Regional	Phoenix, Ariz.
4/5/08		L	Memphis (1, South)		63	78	NCAA Final Four Semifinal	San Antonio, Texas
2008-09	**(1-1)**		**No. 6 (EAST)**					
3/19/09		W	VCU (11)		65	64	NCAA First Round	Philadelphia, Pa.
3/21/09		L	Villanova (3)		69	89	NCAA Second Round	Philadelphia, Pa.
2010-11	**(1-1)**		**No. 7 (SOUTHEAST)**					
3/17/11		W	Michigan State (10)		78	76	NCAA First Round	Tampa, Fla.
3/19/11		L	Florida (2)		65	73	NCAA Second Round	Tampa, Fla.
2012-13	**(0-1)**		**No. 6 (SOUTH)**					
3/22/13		L	Minnesota (11)		63	83	NCAA First Round	Austin, Texas
2013-14	**(2-1)**		**No. 4 (SOUTH)**					
3/21/14		W	Tulsa (13)		76	59	NCAA First Round	San Diego, Calif.
3/23/14		W	Stephen F. Austin (12)		77	60	NCAA Second Round	San Diego, Calif.
3/27/14		L	Florida (1)		68	79	NCAA South Regional	Memphis, Tenn.
2014-15	**(2-1)**		**No. 11 (SOUTH)**					
3/19/15		W	SMU (6)		60	59	NCAA First Round	Louisville, Ky.
3/21/15		W	UAB (14)		92	75	NCAA Second Round	Louisville, Ky.
3/27/15		L	Gonzaga (2)		62	74	NCAA South Regional	Houston, Texas
2016-17	**(2-1)**		**No. 3 (SOUTH)**					
3/17/17		W	Kent State (14)		97	80	NCAA First Round	Sacramento, Calif.
3/19/17		W	Cincinnati (6)		79	67	NCAA Second Round	Sacramento, Calif.
3/24/17		L	Kentucky (2)		75	86	NCAA South Region	Memphis, Tenn.
2017-18	**(0-1)**		**No. 11 (EAST)**					
3/13/18		L	St. Bonaventure (11)		58	65	NCAA First Four	Dayton, Ohio
2020-21	**(5-1)**		**No. 11 (EAST)**					
3/18/21		W	Michigan State (11)	(OT)	86	80	NCAA First Four	West Lafayette, Ind.
3/20/21		W	BYU (6)		73	62	NCAA First Round	Indianapolis, Ind.
3/22/21		W	Abilene Christian (14)		67	47	NCAA Second Round	Indianapolis, Ind.
3/28/21		W	Alabama (2)	(OT)	88	78	NCAA East Region	Indianapolis, Ind.
3/30/21		W	Michigan (1)		51	49	NCAA East Regional	Indianapolis, Ind.
4/3/21		L	Gonzaga (1)	(OT)	90	93	NCAA Final Four Semifinal	Indianapolis, Ind.
2021-22	**(2-1)**		**No. 4 (EAST)**					
3/17/22		W	Akron (13)		57	53	NCAA First Round	Portland, Ore.
3/19/22		W	Saint Mary's (5)		72	56	NCAA Second Round	Portland, Ore.
3/25/22		L	North Carolina (8)		66	73	NCAA East Region	Philadelphia, Pa.
2022-23	**(2-1)**		**No. 2 (WEST)**					
3/16/23		W	UNC Asheville (15)		86	53	NCAA First Round	Sacramento, Calif.
3/18/23		W	Northwestern (7)		68	63	NCAA Second Round	Sacramento, Calif.
3/23/23		L	Gonzaga (3)		76	79	NCAA West Region	Las Vegas, Nev.
2024-25	**(1-1)**		**No. 7 (MIDWEST)**					
3/20/23		W	Utah State (10)		72	47	NCAA First Round	Lexington, Ky.
3/22/23		L	Tennessee (2)		67	58	NCAA Second Round	Lexington, Ky.

March 14, 1985 – NIT First Round
Los Angeles, Calif. (Pauley Pavilion)

MONTANA 47	FG	FT	R	PF	TP	A	MIN
Krystkowiak, L	6-15	2-2	6	4	14	1	38
Boyd, J.	3-5	0-0	1	5	6	1	17
McBride, L	1-1	0-0	1	0	2	0	11
Wnek, M.	0-4	0-0	4	2	0	1	12
Washington, L.	2-6	1-3	1	4	5	5	31
Jones, H.	0-2	0-0	5	0	0	1	16
Burns, B.	2-2	0-0	4	1	4	2	21
Zanon, S.	1-7	0-0	2	2	2	4	18
Vanek, S.	1-4	0-0	1	1	2	0	10
Bates, J.	0-1	0-0	2	1	0	0	7
Powell, T.	6-13	0-0	2	1	12	1	19
TOTALS	**22-60**	**3-5**	**31**	**21**	**47**	**16**	**200**

UCLA 78	FG	FT	R	PF	TP	A	MIN
Maloncon, G.	3-10	3-4	7	1	9	1	34
Miller, R.	6-9	9-10	3	0	21	6	37
Wright, B.	6-10	0-1	7	5	12	3	34
Hatcher, M.	5-8	0-0	4	1	10	1	27
Miguel, N.	5-8	4-6	2	2	14	1	30
Gaines, C.	0-1	2-2	1	0	2	1	13
Butler, K.	0-2	0-0	2	2	0	0	7
Immel, D.	2-5	4-4	3	0	8	1	12
Haley, J.	1-3	0-0	2	1	2	0	3
Morris, D.	0-1	0-0	2	1	0	0	2
Dunlap, J.	0-1	0-0	0	0	0	0	1
TOTALS	**28-58**	**22-27**	**37**	**13**	**78**	**14**	**200**

Halftime Score – UCLA 34, Montana 21. Team Rebounds – UCLA 4, Montana 2. Turnovers – UCLA 13, Montana 20. Technicals – None. Attendance: 4,820. Officials – Camuso, Pope, Sparks.

March 19, 1985 – NIT Second Round
Los Angeles, Calif. (Pauley Pavilion)

NEBRASKA 63	FG	FT	R	PF	TP	A	MIN
Moore, C.	4-8	0-0	4	2	8	3	30
Jackman, B.	4-6	0-0	2	0	8	0	18
Hoppen, D.	10-20	3-4	9	3	23	0	37
Carr, B.	2-6	0-0	1	1	4	6	37
Marshall, H.	4-10	0-0	1	2	8	6	27
Smith, R.	1-1	0-0	0	3	2	0	11
Matzke, J.	1-1	0-0	2	5	2	2	18
Buchanan, D.	3-6	0-2	1	2	6	0	14
Martz, M.	0-0	0-0	3	0	0	1	4
Sealer, J.	1-2	0-0	0	1	2	0	2
White, A.	0-0	0-1	0	0	0	0	2
TOTALS	**30-60**	**3-7**	**27**	**19**	**63**	**18**	**200**

UCLA 82	FG	FT	R	PF	TP	A	MIN
Maloncon, G.	5-12	0-0	5	3	10	1	27
Miller, R.	10-15	9-9	4	3	29	0	36
Wright, B.	1-6	2-4	15	3	4	4	38
Hatcher, M.	8-13	2-2	1	1	18	2	30
Miguel, N.	6-10	2-2	3	1	14	3	31
Butler, K.	1-1	0-0	2	0	2	1	12
Gaines, C.	0-2	1-2	1	0	1	3	13
Immel, D.	0-1	0-0	0	1	0	2	7
Haley, J.	1-1	0-0	2	0	2	0	2
Jones, J.	1-1	0-0	0	0	2	0	2
Dunlap, J.	0-0	0-0	0	0	0	0	1
Morris, D.	0-1	0-0	1	0	0	0	1
TOTALS	**33-63**	**16-19**	**34**	**12**	**82**	**16**	**200**

Halftime Score – UCLA 41, Nebraska 31. Team Rebounds – UCLA 0, Nebraska 4. Turnovers – UCLA 12, Nebraska 17. Technicals – None. Attendance: 7,228. Officials – McKendry, Danner, Carbone.

March 23, 1985 – NIT Quarterfinals
Los Angeles, Calif. (Pauley Pavilion)

FRESNO STATE 43	FG	FT	R	PF	TP	A	MIN
Barnes, S.	6-19	4-5	10	3	16	1	37
Kuipers, J.	4-8	0-0	7	5	8	0	34
Emerson, F.	3-4	0-0	3	1	6	0	18
Strain, R.	0-1	0-2	1	3	0	1	23
Arnold, M.	1-14	0-0	8	2	2	6	38
Salone, B.	3-5	1-4	3	2	7	0	26
Carter, M.	0-0	0-0	0	0	0	0	7
Gustin, M.	0-0	0-0	0	0	0	0	3
Trice, R.	0-3	0-1	1	1	0	0	3
Means, D.	1-2	0-0	0	1	2	0	9
Cook, K.	1-1	0-0	1	0	2	0	2
TOTALS	**19-57**	**5-12**	**34**	**18**	**43**	**8**	**200**

UCLA 53	FG	FT	R	PF	TP	A	MIN
Maloncon, G.	4-13	0-0	9	3	8	1	32
Miller, R.	3-7	2-3	4	3	8	4	39
Wright, B.	6-12	4-5	15	2	16	2	37
Hatcher, M.	3-8	0-0	3	2	6	2	35
Miguel, N.	5-8	2-2	4	2	12	3	39
Butler, K.	0-1	0-0	1	0	0	0	4
Gaines, C.	0-0	0-0	0	0	0	0	5
Jackson, C.	0-0	3-4	0	0	3	0	5
Haley, J.	0-0	0-0	0	0	0	0	3
Morris, D.	0-0	0-0	0	1	0	0	1
TOTALS	**21-51**	**11-14**	**36**	**13**	**53**	**12**	**200**

Halftime Score – UCLA 27, Fresno State 18. Team Rebounds – UCLA 1, Fresno State 0. Turnovers – UCLA 13, Fresno State 11. Technicals – None. Attendance: 12,577. Officials – McKendry, Hall, Smith.

March 27, 1985 – NIT Semifinals
New York, N.Y. (Madison Square Garden)

LOUISVILLE 66	FG	FT	R	PF	TP	A	MIN
Forresti, M.	6-13	1-3	6	2	13	1	37
Thompson, B.	4-9	8-8	7	3	16	5	37
Sumpter, B.	4-7	2-2	3	5	10	1	20
Abram, M.	1-6	0-0	3	3	2	0	28
Hall, J.	3-10	2-2	0	2	8	5	34
McSwain, M.	5-9	1-3	4	2	11	1	21
Crook, H.	1-2	0-0	1	1	2	0	5
Jeter, J.	1-1	0-0	0	0	2	3	6
West, C.	1-2	0-0	2	3	2	1	12
TOTALS	**26-59**	**14-18**	**28**	**21**	**66**	**17**	**200**

UCLA 75	FG	FT	R	PF	TP	A	MIN
Maloncon, G.	0-2	0-0	1	0	0	1	13
Miller, R.	6-12	4-4	7	2	16	3	38
Wright, B.	10-11	3-4	12	4	23	3	40
Hatcher, M.	5-13	2-3	3	4	12	3	31
Miguel, N.	5-11	10-15	8	3	20	6	40
Butler, K.	0-0	0-0	2	0	0	0	9
Gaines, C.	1-3	0-0	0	0	2	1	9
Jackson, C.	1-2	0-1	3	4	2	0	20
TOTALS	**28-54**	**19-27**	**39**	**17**	**75**	**17**	**200**

Halftime Score – UCLA 36, Louisville 33. Team Rebounds – UCLA 3, Louisville 2. Turnovers – UCLA 16, Louisville 12. Technicals – None. Attendance: 9,474. Officials – Jim Garvey, Tim Higgins, Jim Burr.

March 29, 1985 – NIT Championship
New York, N.Y. (Madison Square Garden)

UCLA 65	FG	FT	R	PF	TP	A	MIN
Maloncon, G.	3-7	2-2	6	3	8	1	32
Miller, R.	9-14	0-0	0	4	18	1	37
Wright, B.	2-4	1-2	10	4	5	2	31
Hatcher, M.	7-12	1-2	1	1	15	1	36
Miguel, N.	6-11	6-7	3	3	18	8	34
Butler, K.	0-0	0-0	0	0	0	0	4
Gaines, C.	0-2	0-0	0	0	0	2	7
Jackson, C.	0-2	1-5	3	2	1	0	15
TOTALS	**27-52**	**11-18**	**28**	**17**	**65**	**15**	**200**

INDIANA 62	FG	FT	R	PF	TP	A	MIN
Eyl, S.	3-6	2-4	7	1	8	0	29
Meier, T.	1-3	0-1	0	2	2	1	17
Blab, U.	4-10	3-6	12	5	11	5	34
Alford, S.	7-15	2-3	5	3	16	2	40
Robinson, S.	4-10	0-0	4	3	8	10	35
Smith, K.	5-5	0-0	4	1	10	0	15
Thomas, D.	0-1	1-2	0	1	1	0	5
Brooks, D.	2-5	0-0	2	2	4	1	14
Hillman, J.	0-2	0-0	0	1	0	1	5
Dakich, D.	1-1	0-0	0	1	2	0	6
TOTALS	**27-58**	**8-16**	**38**	**20**	**62**	**20**	**200**

Halftime Score – UCLA 29, Indiana 29. Team Rebounds – UCLA 5, Indiana 4. Turnovers – Indiana 11, UCLA 8. Technicals – UCLA: Reggie Miller. Attendance: 12,454. Officials – Jody Sylvester, Bob Diaz, Gene Monje.

March 13, 1986 – NIT First Round
Los Angeles, Calif. (Pauley Pavilion)

UC IRVINE 80	FG	FT	R	PF	TP	A	MIN
Rogers, T.	11-21	7-10	9	3	29	2	40
Engelstad, W.	0-1	2-3	1	4	2	1	13
Murphy, T.	6-14	8-12	17	1	20	1	40
Brooks, S.	0-2	5-6	3	1	5	1	23
Buchanan, J.	2-6	1-3	2	3	5	0	32
Carmon, T.	3-8	3-4	4	4	9	0	23
Hess, M.	5-7	0-0	0	1	10	5	26
Ciaccio, R.	0-1	0-0	1	1	0	0	3
TOTALS	**27-60**	**26-38**	**41**	**18**	**80**	**10**	**200**

UCLA 74	FG	FT	R	PF	TP	A	MIN
Miller, R.	5-13	6-6	4	4	16	3	36
Jackson, R.	1-1	0-0	2	3	2	0	16
Haley, J.	3-5	3-3	11	5	9	1	34
Hatcher, M.	11-17	2-3	1	3	24	1	32
Richardson, P.	3-15	1-2	2	2	7	5	33
Gaines, C.	1-5	0-0	0	2	2	3	13
Jones, J.	4-8	0-0	8	3	8	0	13
Butler, K.	0-0	0-0	2	1	0	0	8
Rochelin, C.	3-7	0-0	4	5	6	1	13
Palmer, R.	0-1	0-0	0	1	0	0	2
TOTALS	**31-72**	**12-14**	**36**	**29**	**74**	**14**	**200**

Halftime Score – UC Irvine 39, UCLA 31. Team Rebounds – UC Irvine 4, UCLA 2. Turnovers – UCLA 8, UC Irvine 7. Technicals – None. Attendance: 7,089. Officials – Hall, Ristau, Usechek.

March 24, 1950 – NCAA Regional Semifinal
Kansas City, Mo. (Municipal Auditorium)

UCLA 59	FG	FT	R	PF	TP	A	MIN
Stanich, G.	6-12	2-6	–	5	14	–	–
Sawyer, A.	7-21	0-2	–	1	14	–	–
Joeckel, R.	5-13	3-5	–	2	13	–	–
Sheldrake, E.	4-14	3-5	–	5	11	–	–
Kraushaar, C.	2-4	1-1	–	5	5	–	–
Seidel, D.	1-3	0-0	–	2	2	–	–
Saunders, P.	0-0	0-1	–	1	0	–	–
Norman, J.	0-6	0-0	–	3	0	–	–
Matulich, J.	0-0	0-0	–	0	0	–	–
Johnson, D.	0-0	0-0	–	0	0	–	–
Alper, A.	0-0	0-0	–	1	0	–	–
Alba, R.	0-8	0-2	–	2	0	–	–
TOTALS	**25-81**	**9-22**	**–**	**27**	**59**	**–**	**–**

BRADLEY 73	FG	FT	R	PF	TP	A	MIN
Melchiorre, G.	6-12	7-8	–	4	19	–	–
Grover, C.	7-14	2-3	–	2	16	–	–
Unruh, P.	5-14	3-4	–	1	13	–	–
Behnke, E.	3-13	4-7	–	2	10	–	–
Mann, B.	2-6	3-4	–	3	7	–	–
Chianakas, G.	2-4	0-0	–	4	4	–	–
Preece, A.	1-3	1-2	–	1	3	–	–
Schlichtman, F.	0-1	1-2	–	1	1	–	–
Kelley, J.	0-1	0-0	–	1	0	–	–
TOTALS	**26-68**	**21-30**	**–**	**19**	**73**	**–**	**–**

Halftime Score – UCLA 33, Bradley 33. Team Rebounds – N/A. Turnovers – N/A. Technicals – N/A. Attendance: 10,700. Officials – N/A.

March 25, 1950 – NCAA Regional Consolation
Kansas City, Mo. (Municipal Auditorium)

UCLA 62	FG	FT	R	PF	TP	A	MIN
Sheldrake, E.	9-17	3-4	–	2	21	–	–
Sawyer, A.	7-22	2-3	–	4	16	–	–
Kraushaar, C.	2-11	2-3	–	2	6	–	–
Saunders, P.	2-6	2-3	–	1	6	–	–
Stanich, G.	1-16	3-4	–	5	5	–	–
Alper, A.	1-4	1-2	–	2	3	–	–
Joeckel, R.	1-4	1-2	–	4	3	–	–
Johnson, D.	1-1	0-1	–	0	2	–	–
Norman, J.	0-4	0-1	–	2	0	–	–
Matulich, J.	0-0	0-1	–	0	0	–	–
Alba, R.	0-7	0-1	–	2	0	–	–
TOTALS	**24-92**	**14-25**	**–**	**24**	**62**	**–**	**–**

BYU 83	FG	FT	R	PF	TP	A	MIN
Nelson, J.	12-25	6-7	–	1	30	–	–
Hutchins, M.	9-18	3-6	–	5	21	–	–
Minson, R.	5-11	3-6	–	2	13	–	–
Beem, I.	5-6	0-1	–	1	10	–	–
Whipple, J.	2-3	0-1	–	3	4	–	–
Craig, B.	0-2	2-3	–	1	2	–	–
Romney, J.	0-0	2-4	–	2	2	–	–
Jones, D.	0-1	1-2	–	1	1	–	–
TOTALS	**33-66**	**17-30**	**–**	**16**	**83**	**–**	**–**

Halftime Score – UCLA 41, BYU 37. Team Rebounds – N/A. Turnovers – Utah State N/A. Technicals – N/A. Attendance: 10,800. Officials – N/A.

March 21, 1952 – NCAA Regional Semifinal
Corvallis, Ore. (Gill Coliseum)

SANTA CLARA 68	FG	FT	R	PF	TP	A	MIN
Young, J.	7-16	1-2	5	1	15	2	–
Sears, J.	3-12	3-3	11	4	9	3	–
Schoenstein, H.	7-16	4-8	11	4	18	1	–
Peters, B.	3-7	1-2	7	5	7	0	–
Brock, D.	3-11	0-1	4	2	6	4	–
Benedetti, D.	1-5	0-1	2	0	2	0	–
Garibaldi, D.	4-10	1-4	9	2	9	4	–
Soares, D.	1-3	0-0	0	2	2	0	–
TOTALS	**29-80**	**10-21**	**49**	**20**	**68**	**14**	**200**

UCLA 59	FG	FT	R	PF	TP	A	MIN
Norman, J.	2-12	0-0	6	2	4	2	–
Hibler, M.	3-8	2-4	8	5	8	0	–
Moore, J.	2-7	2-2	3	5	6	0	–
Johnson, D.	2-16	1-1	4	2	5	3	–
Livingston, R.	4-16	6-6	4	1	14	3	–
Bragg, D.	3-10	1-1	11	4	7	0	–
Porter, B.	0-3	0-0	2	0	0	1	–
Bane, R.	3-6	7-8	2	1	13	0	–
Davidson, J.	0-1	0-0	0	1	0	0	–
Pounds, B.	0-2	0-0	0	1	0	0	–
Evans, J.	0-0	0-0	0	0	0	0	–
Costello, M.	1-1	0-0	1	0	2	0	–
TOTALS	**20-85**	**19-22**	**41**	**22**	**59**	**9**	**200**

Halftime Score – UCLA 35, Santa Clara 31. Team Rebounds – N/A. Turnovers – N/A. Technicals – N/A. Attendance: 5,520. Officials – Al Lightner, Al Mercer.

March 22, 1952 – NCAA Regional Consolation
Corvallis, Ore. (Gill Coliseum)

UCLA 53	FG	FT	R	PF	TP	A	MIN
Moore, J.	6-9	3-4	6	5	15	0	–
Norman, J.	3-11	3-4	7	5	9	3	–
Hibler, M.	1-8	2-5	7	3	4	1	–
Johnson, D.	0-1	1-2	7	3	1	1	–
Livingston, R.	5-15	3-4	3	5	13	5	–
Porter, B.	1-2	1-2	0	1	3	0	–
Bane, R.	1-2	1-3	3	1	3	0	–
Bragg, D.	0-6	1-2	1	3	1	1	–
Evans, J.	1-3	0-1	1	2	2	0	–
Davidson, J.	1-2	0-0	2	3	2	0	–
Pounds, B.	0-0	0-0	0	1	0	0	–
Costello, M.	0-0	0-0	0	0	0	0	–
TOTALS	**19-59**	**15-27**	**37**	**32**	**53**	**11**	**200**

OKLAHOMA CITY 55	FG	FT	R	PF	TP	A	MIN
Likens, A.	4-14	2-2	12	2	10	4	–
Short, A.	7-14	8-9	7	2	22	4	–
Penwell, D.	4-11	3-5	9	4	11	2	–
Rose, K.	0-5	2-3	4	2	4	2	–
Thompson, J.	2-8	4-5	1	5	8	0	–
Mayfield, D.	0-3	2-2	1	0	2	0	–
Couts, B.	0-1	0-0	3	5	0	1	–
Dalton, D.	0-1	0-0	2	1	0	0	–
Rich, D.	0-0	0-0	0	0	0	0	–
Bullard, G.	0-1	0-1	0	1	0	0	–
TOTALS	**17-58**	**21-27**	**39**	**24**	**55**	**13**	**200**

Halftime Score – Oklahoma City 35, UCLA 29. Team Rebounds – N/A. Turnovers – N/A. Technicals – N/A. Attendance: 10,000. Officials – Lloyd Leith, Juengling.

March 16, 1956 – NCAA Regional Semifinal
Corvallis, Ore. (Gill Coliseum)

SAN FRANCISCO 72	FG	FT	R	PF	TP	A	MIN
Boldt, C.	0-4	0-0	3	4	0	–	–
Farmer, M.	4-13	7-8	15	2	15	–	–
Russell, B.	9-15	3-4	23	4	21	–	–
Perry, H.	4-17	2-2	0	2	10	–	–
Brown, G.	9-16	5-11	5	3	23	–	–
Preaseau, M.	1-6	1-4	1	5	3	–	–
Baxter, W.	0-0	0-0	0	1	0	–	–
TOTALS	**27-71**	**18-29**	**47**	**21**	**72**	**–**	**200**

UCLA 61	FG	FT	R	PF	TP	A	MIN
Herring, A.	2-5	3-6	11	4	7	–	–
Burke, C.	0-5	2-2	3	1	2	–	–
Naulls, W.	6-18	4-4	8	4	16	–	–
Taft, M.	6-23	4-8	12	2	16	–	–
Banton, D.	3-10	7-7	3	2	13	–	–
Halsten, J.	1-3	4-6	2	1	6	–	–
Adams, C.	0-0	0-0	0	1	0	–	–
Arnold, J.	0-1	0-0	0	0	0	–	–
Hutchins, A.	0-0	0-0	0	0	0	–	–
Johnson, N.	0-1	1-2	1	1	1	–	–
TOTALS	**18-66**	**25-35**	**41**	**16**	**61**	**–**	**200**

Halftime Score – San Francsico 39, UCLA 21. Team Rebounds – N/A. Turnovers – N/A. Technicals – N/A. Attendance: 10,000. Officials – Bo McAlister, John Fraser.

March 17, 1956 – NCAA Regional Final
Corvallis, Ore. (Gill Coliseum)

UCLA 94	FG	FT	R	PF	TP	A	MIN
Herring, A.	0-6	0-0	5	5	0	–	–
Burke, C.	2-11	1-2	9	5	5	–	–
Naulls, W.	14-28	5-6	14	5	33	–	–
Taft, M.	5-20	10-16	9	4	20	–	–
Banton, D.	3-5	0-0	6	4	6	–	–
Johnson, N.	4-10	4-5	14	2	12	–	–
Halsten, J.	5-10	6-11	7	4	16	–	–
Adams, C.	0-3	0-0	2	2	0	–	–
Hutchins, A.	0-0	0-0	1	2	0	–	–
Eblen, B.	0-3	0-0	3	3	0	–	–
Arnold, J.	1-2	0-0	2	0	2	–	–
Harrison, J.	0-2	0-0	0	0	0	–	–
TOTALS	**34-100**	**26-40**	**72**	**36**	**94**	**–**	**200**

SEATTLE 70	FG	FT	R	PF	TP	A	MIN
Frizzell, J.	8-23	5-12	15	10	21	–	–
Sanford, L.	1-11	3-6	16	4	5	–	–
Fuhrer, K.	3-8	7-14	9	4	13	–	–
Markey, C.	1-12	6-8	6	3	8	–	–
Harney, J.	3-9	1-4	4	4	7	–	–
Godes, B.	2-6	2-2	4	4	6	–	–
Bauer, C.	3-9	4-5	2	4	10	–	–
Stricklin, D.	0-0	0-0	0	0	0	–	–
Rajcich, B.	0-0	0-1	0	0	0	–	–
TOTALS	**21-78**	**28-52**	**56**	**24**	**70**	**–**	**200**

Halftime Score – UCLA 40, Seattle 34. Team Rebounds – N/A. Turnovers – N/A. Technicals – N/A. Attendance: 10,000. Officials – Willard Taylor, Bo McAlister.

March 16, 1962 – NCAA Regional Semifinal
Provo, Utah (BYU Fieldhouse)

UCLA 73	FG	FT	R	PF	TP	A	MIN
Cunningham, G.	9-18	3-4	7	4	21	–	–
Blackman, P.	3-8	2-2	2	4	8	–	–
Slaughter, F.	5-7	0-0	9	5	10	–	–
Hazzard, W.	4-12	5-8	8	0	13	–	–
Green, J.	3-15	5-8	7	2	11	–	–
Stewart, K.	2-5	4-6	7	4	8	–	–
Hicks, B.	1-2	0-0	0	2	2	–	–
Waxman, D.	0-2	0-0	1	1	0	–	–
Rosvall, J.	0-0	0-0	0	0	0	–	–
TOTALS	**27-69**	**19-28**	**53**	**22**	**73**	**–**	**200**

UTAH STATE 62	FG	FT	R	PF	TP	A	MIN
Green, C.	9-20	8-12	16	4	26	–	–
Johnson, P.	4-9	2-6	15	2	10	–	–
Haney, D.	4-16	4-9	14	4	12	–	–
Hasen, M.	5-15	0-1	0	4	10	–	–
Goldsberry, R.	1-3	0-0	2	4	2	–	–
Nate, D.	0-0	0-0	0	2	0	–	–
Holman, D.	1-6	0-1	0	2	2	–	–
TOTALS	**24-69**	**14-29**	**56**	**22**	**62**	**–**	**200**

Halftime Score – UCLA 43, Utah State 30. Team Rebounds – UCLA 12, Utah State 9. Turnovers – Utah State 10, UCLA 7. Technicals – N/A. Attendance: 10,186. Officials – N/A.

March 17, 1962 – NCAA Regional Final
Provo, Utah (BYU Fieldhouse)

UCLA 88	FG	FT	R	PF	TP	A	MIN
Cunningham, G.	4-9	4-4	11	4	12	–	–
Blackman, P.	3-9	1-1	5	1	7	–	–
Slaughter, F.	2-8	3-5	10	0	7	–	–
Hazzard, W.	6-9	5-5	4	5	17	–	–
Green, J.	5-16	13-16	3	3	23	–	–
Waxman, D.	5-8	2-2	5	0	12	–	–
Hicks, B.	2-2	0-1	2	0	5	–	–
Stewart, K.	1-2	0-0	1	1	2	–	–
Rosvall, J.	1-2	0-0	0	0	2	–	–
Gower, L.	0-0	2-2	1	0	2	–	–
Milhorn, J.	0-1	0-0	0	0	0	–	–
Huggins, M.	0-0	0-1	0	0	0	–	–
TOTALS	**29-66**	**30-37**	**50**	**14**	**88**	**–**	**200**

OREGON STATE 69	FG	FT	R	PF	TP	A	MIN
Carty, J.	4-8	1-5	5	2	9	–	–
Jacobson, B.	2-3	1-2	5	1	5	–	–
Counts, M.	11-25	2-2	17	2	24	–	–
Baker, T.	2-10	2-3	2	4	6	–	–
Pauly, S.	4-8	2-5	2	3	10	–	–
Rossi, G.	1-4	0-0	2	3	2	–	–
Benner, R.	0-3	0-0	3	2	0	–	–
Hayward, D.	3-9	0-0	3	1	6	–	–
Campbell, T.	0-1	0-0	2	1	0	–	–
Baxter, L.	1-3	1-1	0	2	3	–	–
Torgerson, R.	2-3	0-0	2	0	4	–	–
TOTALS	**27-58**	**18-28**	**33**	**17**	**72**	**–**	**200**

Halftime Score – UCLA 44, Oregon State 30. Team Rebounds – N/A. Turnovers – Oregon State 12, UCLA 9. Technicals – N/A. Attendance: 9,816. Officials – N/A.

March 23, 1962 – NCAA Final Four
Louisville, Ky. (Freedom Hall)

UCLA 70	FG	FT	R	PF	TP	A	MIN
Blackman, P.	2-3	0-0	2	5	4	–	–
Cunningham, G.	8-14	3-3	9	2	19	–	–
Slaughter, F.	1-4	0-0	7	5	2	–	–
Green, J.	9-16	9-11	7	1	27	–	–
Hazzard, W.	5-10	2-3	6	2	12	–	–
Waxman, D.	2-3	2-3	3	1	6	–	–
Stewart, K.	0-0	0-0	1	2	0	–	–
TOTALS	**27-50**	**16-20**	**35**	**18**	**70**	**–**	**200**

CINCINNATI 72	FG	FT	R	PF	TP	A	MIN
Bonham, R.	8-14	3-6	2	4	19	–	–
Wilson, G.	1-6	1-2	4	1	3	–	–
Hogue, P.	12-18	12-17	19	3	36	–	–
Thacker, T.	1-7	0-0	4	3	2	–	–
Yates, T.	4-10	2-3	3	3	10	–	–
Sizer, T.	1-3	0-0	1	3	2	–	–
TOTALS	**27-58**	**18-28**	**33**	**17**	**72**	**–**	**200**

Halftime Score – UCLA 37, Cincinnati 37. Team Rebounds – N/A. Turnovers – UCLA 11, Cincinnati 6. Technicals – N/A. Attendance: 18,274. Officials – N/A.

March 24, 1962 – NCAA Third Place Game
Louisville, Ky. (Freedom Hall)

WAKE FOREST 82	FG	FT	R	PF	TP	A	MIN
Chappell, L.	9-13	8-10	11	5	26	–	–
Christie, F.	1-8	0-0	2	3	2	–	–
Wollard, B.	4-6	1-3	12	3	9	–	–
Packer, B.	10-19	2-2	5	1	22	–	–
Wiedeman, D.	7-13	4-6	1	4	18	–	–
McCoy, T.	0-1	3-3	2	3	3	–	–
Hull, B.	0-0	0-1	2	1	0	–	–
Brooks, B.	0-0	0-0	0	0	0	–	–
Hassell, B.	1-1	0-0	0	0	2	–	–
TOTALS	**32-61**	**18-25**	**35**	**20**	**82**	**–**	**200**

UCLA 80	FG	FT	R	PF	TP	A	MIN
Cunningham, G.	5-17	7-8	11	5	17	–	–
Blackman, P.	4-10	3-4	8	2	11	–	–
Slaughter, F.	8-11	1-1	10	1	17	–	–
Green, J.	3-12	1-3	4	5	7	–	–
Hazzard, W.	5-17	5-5	10	3	15	–	–
Waxman, D.	1-3	5-6	8	0	7	–	–
Hicks, B.	2-4	0-1	3	1	4	–	–
Stewart, K.	1-2	0-0	1	2	2	–	–
Milhorn, J.	0-1	0-0	0	0	0	–	–
TOTALS	**29-77**	**22-28**	**55**	**19**	**80**	**–**	**200**

Halftime Score – Wake Forest 38, UCLA 36. Team Rebounds – N/A. Turnovers – N/A. Technicals – N/A. Attendance: 18,469. Officials – N/A.

March 15, 1963 – NCAA Regional Semifinal
Provo, Utah (BYU Fieldhouse)

UCLA 79	FG	FT	R	PF	TP	A	MIN
Hirsch, J.	8-17	3-4	4	5	19	–	–
Goss, F.	3-10	2-3	5	0	8	–	–
Slaughter, F.	4-9	7-8	5	4	14	–	–
Hazzard, W.	4-11	5-7	5	2	13	–	–
Goodrich, G.	1-8	1-2	1	0	3	–	–
Erickson, K.	0-6	2-2	2	0	2	–	–
Stewart, K.	5-15	3-4	11	2	13	–	–
Waxman, D.	2-5	1-3	1	2	5	–	–
Milhorn, J.	1-5	0-0	3	3	2	–	–
TOTALS	**28-86**	**23-33**	**49**	**18**	**79**	**–**	**200**

ARIZONA STATE 93	FG	FT	R	PF	TP	A	MIN
Caldwell, J.	10-18	2-3	12	2	22	–	–
Cerkvenik, T.	9-12	0-1	13	2	18	–	–
Becker, A.	9-14	5-6	10	3	23	–	–
Senitza, G.	5-7	3-6	1	3	13	–	–
Dairman, D.	6-10	1-6	3	3	13	–	–
Howard, B.	1-5	0-1	1	2	2	–	–
Disarufino, R.	0-4	0-0	2	4	0	–	–
Orr, H.	0-1	0-2	2	2	0	–	–
Jones, G.	1-8	0-0	0	2	2	–	–
Owens, T.	0-1	0-0	1	1	0	–	–
Sturgeon, J.	0-1	0-0	0	1	0	–	–
TOTALS	**41-79**	**11-21**	**65**	**25**	**93**	**–**	**200**

Halftime Score – Arizona State 62, UCLA 31. Team Rebounds – N/A. Turnovers – N/A. Technicals – N/A. Attendance: 9,704. Officials – N/A.

March 16, 1963 – NCAA Regional Final
Provo, Utah (BYU Fieldhouse)

SAN FRANCISCO 76	FG	FT	R	PF	TP	A	MIN
Thomas, E.	5-14	5-4	9	4	15	–	–
Lee, D.	1-4	3-4	3	3	5	–	–
Johnson, O.	7-16	6-9	20	1	20	–	–
Moffatt, L.	4-10	3-6	8	4	11	–	–
Brovelli, J.	4-7	5-5	0	3	13	–	–
Brainard, D.	0-2	4-6	1	2	4	–	–
Thomas, H.	1-2	6-6	1	00	8	–	–
TOTALS	**22-55**	**32-42**	**49**	**17**	**76**	**–**	**200**

UCLA 75	FG	FT	R	PF	TP	A	MIN
Waxman, D.	6-16	1-2	8	2	13	–	–
Hirsch, J.	2-9	2-3	8	4	6	–	–
Slaughter, F.	2-6	0-2	11	5	4	–	–
Hazzard, W.	4-11	5-5	4	4	13	–	–
Milhorn, J.	3-10	0-0	1	1	6	–	–
Stewart, K.	1-4	0-0	3	4	2	–	–
Erickson, K.	1-2	0-0	2	1	2	–	–
Goodrich, G.	6-9	5-7	3	5	17	–	–
Goss, F.	4-8	2-2	2	0	10	–	–
Huggins, M.	0-0	2-2	1	3	2	–	–
TOTALS	**29-75**	**17-23**	**46**	**29**	**75**	**–**	**200**

Halftime Score – UCLA 35, San Francisco 30. Team Rebounds – San Francisco 7, UCLA 3. Turnovers – San Francisco 12, UCLA 10. Technicals – N/A. Attendance: 10,386. Officials – N/A.

March 13, 1964 – NCAA Regional Semifinal
Corvallis, Ore. (Gill Coliseum)

UCLA 95	FG	FT	R	PF	TP	A	MIN
Erickson, K.	3-13	1-4	13	5	7	–	–
Hirsch, J.	8-12	5-5	13	5	21	–	–
Slaughter, F.	6-10	1-3	13	5	13	–	–
Goodrich, G.	6-22	7-11	6	4	19	–	–
Hazzard, W.	9-14	8-11	7	3	26	–	–
McIntosh, D.	1-1	0-1	1	1	2	–	–
Stewart, K.	0-1	0-0	0	2	0	–	–
Washington, K.	3-4	1-4	3	4	7	–	–
Huggins, M.	0-0	0-0	0	0	0	–	–
Hoffman, V.	0-0	0-0	0	0	0	–	–
Darrow, C.	0-0	0-0	0	0	0	–	–
TOTALS	**36-77**	**23-39**	**62**	**29**	**95**	**–**	**200**

SEATTLE 90	FG	FT	R	PF	TP	A	MIN
Tresvant, J.	5-15	10-16	20	3	20	–	–
Vermillion, G.	6-9	3-3	5	5	15	–	–
Wheeler, L.J.	7-16	6-11	8	4	20	–	–
Williams, C.	5-20	2-4	13	5	12	–	–
Heyward, R.	3-8	3-5	4	4	9	–	–
Phillips, P.	2-8	2-2	4	4	6	–	–
Turney, R.	2-6	4-4	2	5	8	–	–
Tebbs, J.	0-0	0-0	0	1	0	–	–
TOTALS	**30-82**	**30-45**	**62**	**31**	**90**	**–**	**200**

Halftime Score – UCLA 49, Seattle 39. Team Rebounds – UCLA 6, Seattle 6. Turnovers – UCLA 18, Seattle 12. Technicals – N/A. Attendance: 9,661. Officials – Alex George, Floyd Magnusson.

March 14, 1964 – NCAA Regional Final
Corvallis, Ore. (Gill Coliseum)

SAN FRANCISCO 72	FG	FT	R	PF	TP	A	MIN
Lee, D.	2-5	2-2	4	4	6	–	–
Mueller, E.	6-12	3-5	7	4	15	–	–
Johnson, O.	6-9	10-11	13	2	22	–	–
Brovelli, J.	5-8	1-1	2	4	11	–	–
Ellis, J.	5-14	1-2	10	3	11	–	–
Thomas, E.	0-0	0-0	2	2	0	–	–
Brainard, D.	2-8	1-2	4	5	5	–	–
Gumina, R.	1-1	0-0	1	1	2	–	–
TOTALS	**27-57**	**18-23**	**46**	**25**	**72**	**–**	**200**

UCLA 76	FG	FT	R	PF	TP	A	MIN
Erickson, K.	3-10	1-6	10	4	7	–	–
Hirsch, J.	5-11	4-5	7	3	14	–	–
Slaughter, F.	4-9	1-4	8	4	9	–	–
Goodrich, G.	6-18	3-5	4	1	15	–	–
Hazzard, W.	9-19	5-5	3	3	23	–	–
McIntosh, D.	0-1	3-5	4	1	3	–	–
Washington, K.	2-4	1-4	3	1	5	–	–
TOTALS	**29-72**	**18-34**	**48**	**17**	**76**	**–**	**200**

Halftime Score – San Francisco 36, UCLA 28. Team Rebounds – UCLA 9, San Francisco 3. Turnovers – San Francisco 13, UCLA 5. Technicals – N/A. Attendance: 9,416. Officials – Tom Glennon, Don Watson.

March 20, 1964 – NCAA Final Four
Kansas City, Mo. (Municipal Auditorium)

KANSAS STATE 84	FG	FT	R	PF	TP	A	MIN
Moss, M.	3-9	1-1	5	3	7	–	–
Robinson, S.	2-7	0-1	5	4	4	–	–
Simons, J.	10-17	4-6	7	3	24	–	–
Suttner, R.	3-9	0-5	10	2	6	–	–
Murrell, W.	13-22	3-5	13	3	29	–	–
Paradis, R.	5-9	0-0	1	0	10	–	–
Williams, G.	1-1	2-3	1	2	4	–	–
Nelson, D.	0-1	0-0	0	1	0	–	–
Gottfrid, J.	0-0	0-0	0	1	0	–	–
Barnard, D.	0-1	0-0	0	0	0	–	–
TOTALS	**36-76**	**10-21**	**42**	**19**	**84**	**–**	**200**

UCLA 90	FG	FT	R	PF	TP	A	MIN
Goodrich, G.	7-18	0-0	6	3	14	–	–
Slaughter, F.	2-6	0-0	5	4	4	–	–
Hazzard, W.	7-10	5-7	7	2	19	–	–
Hirsch. D.	2-11	0-0	1	4	4	–	–
Erickson, K.	10-21	8-9	10	2	28	–	–
McIntosh, D.	3-5	2-3	10	3	8	–	–
Washington, K.	5-11	3-4	6	1	13	–	–
TOTALS	**36-82**	**18-23**	**45**	**19**	**90**	**–**	**200**

Halftime Score – UCLA 43, Kansas State 41. Team Rebounds – N/A. Turnovers – N/A. Technicals – N/A. Attendance: 10,731. Officials – Red Mihalik, Frank Honzo.

March 21, 1964 – NCAA Championship Game
Kansas City, Mo. (Municipal Auditorium)

DUKE 83	FG	FT	R	PF	TP	A	MIN
Ferguson, D.	2-6	0-1	1	3	4	4	–
Buckley, J.	5-8	8-12	8	4	18	0	–
Tison, H.	3-8	1-1	1	2	7	2	–
Harrison, B.	1-1	0-0	1	2	2	1	–
Mullins, J.	9-21	4-4	4	5	22	1	–
Marin, J.	8-16	0-1	10	3	16	1	–
Vacendak, S.	2-7	3-3	6	4	7	0	–
Herbster, R.	1-4	0-2	0	0	2	0	–
Kitching, B.	1-1	0-0	1	0	2	0	–
Mann, T.	0-0	3-4	2	1	3	0	–
Harscher, F.	0-0	0-0	0	0	0	0	–
Cox, R.	0-0	0-0	0	0	0	0	–
TOTALS	**32-72**	**19-28**	**35**	**17**	**83**	**9**	**200**

UCLA 98	FG	FT	R	PF	TP	A	MIN
Goodrich, G.	9-18	9-9	3	1	27	1	–
Slaughter, F.	0-1	0-0	1	0	0	2	–
Hazzard, W.	4-10	3-5	3	5	11	8	–
Hirsch, J.	5-9	3-5	6	3	13	6	–
Erickson, K.	2-7	4-4	5	5	8	1	–
McIntosh, D.	4-9	0-0	11	2	8	1	–
Washington, K.	11-16	4-4	12	4	26	1	–
Darrow, C.	0-1	3-4	1	2	3	0	–
Stewart, K.	0-1	0-0	0	1	0	0	–
Huggins, M.	0-1	0-1	1	2	0	2	–
Hoffman, V.	1-2	0-0	0	0	2	0	–
Levin, R.	0-1	0-0	0	0	0	0	–
TOTALS	**36-76**	**26-32**	**43**	**25**	**98**	**22**	**200**

Halftime Score – UCLA 50, Duke 38. Team Rebounds – Duke 9, UCLA 8. Turnovers – Duke 29, UCLA 19. Technicals – N/A. Attendance: 10,864. Officials – Red Mihalik, Tom Glennon.

March 12, 1965 – NCAA Regional Semifinal
Provo, Utah (Smith Fieldhouse)

BYU 76	FG	FT	R	PF	TP	A	MIN
Kramer, S.	5-7	0-1	4	2	10	–	–
Roberts, N.	2-11	3-4	6	0	7	–	–
Fairchild, J.	8-17	7-8	13	2	23	–	–
Gardner, M.	5-10	4-4	4	4	14	–	–
Nemelka, D.	2-11	1-5	1	2	5	–	–
Hill, G.	2-5	0-3	7	4	4	–	–
Quinney, B.	1-5	2-2	4	0	4	–	–
Congdon, J.	2-5	0-1	1	1	4	–	–
Stanley, J.	2-3	0-1	4	0	4	–	–
Raymond, C.	0-2	1-2	4	1	1	–	–
Jimas, J.	0-1	0-0	0	0	0	–	–
James, K.	0-3	0-1	1	0	0	–	–
TOTALS	**29-80**	**18-32**	**56**	**16**	**76**	**–**	**200**

UCLA 100	FG	FT	R	PF	TP	A	MIN
Lacey, E.	7-11	1-3	13	3	15	–	–
Erickson, K.	14-22	0-1	9	4	28	–	–
McIntosh, D.	1-6	0-2	9	3	2	–	–
Goodrich, G.	16-27	8-9	5	2	40	–	–
Goss, F.	2-10	0-0	2	5	4	–	–
Washington, K.	0-5	1-1	4	5	1	–	–
Lynn, M.	3-9	2-2	10	3	8	–	–
Hoffman, V.	0-1	0-1	2	0	0	–	–
Chambers, B.	0-1	0-0	1	0	0	–	–
Lyons, J.	1-2	0-0	0	0	2	–	–
Levin, R.	0-0	0-0	0	1	0	–	–
TOTALS	**44-94**	**12-19**	**66**	**26**	**100**	**–**	**200**

Halftime Score – UCLA 50, BYU 40. Team Rebounds – UCLA 11, BYU 7. Turnovers – UCLA 19, BYU 16. Technicals – N/A. Attendance: 10,766. Officials – N/A.

March 13, 1965 – NCAA Regional Final
Provo, Utah (Smith Fieldhouse)

UCLA 101	FG	FT	R	PF	TP	A	MIN
Lacey, E.	7-13	1-2	7	4	15	–	–
Erickson, K.	13-26	3-6	11	4	29	–	–
McIntosh, D.	2-3	1-1	6	1	5	–	–
Goss, F.	6-15	1-1	0	1	13	–	–
Goodrich, G.	10-18	10-11	3	3	30	–	–
Lynn, M.	2-3	3-4	1	4	7	–	–
Washington, K.	1-4	0-1	1	2	2	–	–
TOTALS	**41-82**	**19-26**	**38**	**19**	**101**	**–**	**200**

SAN FRANCISCO 93	FG	FT	R	PF	TP	A	MIN
Gumina, R.	6-12	4-5	4	2	16	–	–
Mueller, E.	4-6	4-5	4	5	12	–	–
Johnson, O.	15-20	7-10	21	4	37	–	–
Ellis, J.	7-13	2-4	11	3	16	–	–
Thomas, H.	3-4	2-2	0	1	8	–	–
James, C.	1-5	0-0	0	2	2	–	–
Blum, L.	1-4	0-0	1	2	2	–	–
Esters, C.	0-1	0-1	2	1	0	–	–
TOTALS	**37-65**	**19-27**	**46**	**20**	**93**	**–**	**200**

Halftime Score – UCLA 51, San Francisco 46. Team Rebounds – UCLA 9, San Francisco 3. Turnovers – San Francisco 17, UCLA 9. Technicals – N/A. Attendance: 10,515. Officials – N/A.

March 19, 1965 – NCAA Final Four
Portland, Ore. (Memorial Coliseum)

UCLA 108	FG	FT	R	PF	TP	A	MIN
Lacey, E.	9-13	6-10	13	2	24	–	–
Erickson, K.	1-6	0-0	5	2	2	–	–
McIntosh, D.	4-5	3-4	4	2	11	–	–
Goodrich, G.	11-21	6-8	5	2	28	–	–
Goss, F.	8-13	3-3	9	2	19	–	–
Washington, K.	4-13	2-4	7	1	10	–	–
Lynn, M.	5-9	0-0	8	2	10	–	–
Chambers, B.	0-5	0-0	2	1	0	–	–
Lyons, J.	2-3	0-0	1	2	4	–	–
Levin, R.	0-1	0-0	1	1	0	–	–
Galbraith, J.	0-0	0-0	0	1	0	–	–
Hoffman, V.	0-0	0-0	0	0	0	–	–
TOTALS	**44-89**	**20-29**	**60**	**17**	**108**	**–**	**200**

WICHITA STATE 89	FG	FT	R	PF	TP	A	MIN
Smith, V.	4-11	0-1	2	3	8	–	–
Thompson, J.	13-19	10-11	6	2	36	–	–
Leach, D.	6-14	0-1	10	3	12	–	–
Pete, K.	6-11	5-5	6	5	17	–	–
Criss, J.	4-13	0-0	4	4	8	–	–
Reed, M.	2-3	1-1	4	4	5	–	–
Davis, G.	1-2	0-0	1	0	2	–	–
Trope, A.	0-1	0-0	0	0	0	–	–
Nosich, L.	0-0	1-3	0	0	1	–	–
Reimond, H.	0-1	0-0	1	0	0	–	–
TOTALS	**36-75**	**17-22**	**38**	**21**	**89**	**–**	**200**

Halftime Score – UCLA 65, Wichita State 38. Team Rebounds – UCLA 5, Wichita State 4. Turnovers – N/A. Technicals – N/A. Attendance: 13,179. Officials – Red Mihalik, Steve Honzo.

March 20, 1965 – NCAA Championship Game
Portland, Ore. (Memorial Coliseum)

MICHIGAN 80	FG	FT	R	PF	TP	A	MIN
Darden, O.	8-10	1-4	4	5	17	0	–
Pomey, G.	2-5	0-0	2	2	4	0	–
Buntin, B.	6-14	2-4	6	5	14	1	–
Russell, C.	10-16	8-9	5	2	28	1	–
Tregoning, L.	2-7	1-1	5	5	5	0	–
Myers, J.	0-4	0-0	3	2	0	0	–
Brown, D.	0-0	0-0	0	0	0	0	–
Ludwig, T.	1-2	0-0	0	0	2	0	–
Thompson, J.	0-0	0-0	0	0	0	0	–
Clawson, J.	3-4	0-0	0	2	6	0	–
Dill, C.	1-2	2-2	1	1	4	0	–
TOTALS	**33-64**	**14-17**	**33**	**24**	**80**	**2**	**200**

UCLA 91	FG	FT	R	PF	TP	A	MIN
Erickson, K.	1-1	1-2	1	1	3	1	–
Lacey, E.	5-7	1-2	7	3	11	0	–
McIntosh, D.	1-2	1-2	0	2	3	0	–
Goodrich, G.	12-22	18-20	4	4	42	1	–
Goss, F.	4-12	0-0	3	1	8	0	–
Washington, K.	7-9	3-4	5	2	17	0	–
Lynn, M.	2-3	1-2	6	2	5	2	–
Lyons, J.	0-0	0-0	0	1	0	0	–
Galbraith, J.	0-0	0-0	0	0	0	0	–
Hoffman, V.	1-1	0-0	1	0	2	0	–
Levin, R.	0-1	0-0	1	0	0	0	–
Chambers, B.	0-0	0-1	0	0	0	0	–
TOTALS	**33-58**	**25-33**	**34**	**15**	**91**	**4**	**200**

Halftime Score – UCLA 47, Michigan 34. Team Rebounds – Michigan 7, UCLA 6. Turnovers – N/A. Technicals – N/A. Attendance: 13,204. Officials – Red Mihalik, Steve Honzo.

March 17, 1967 – NCAA Regional Semifinal
Corvallis, Ore. (Gill Coliseum)

WYOMING 60	FG	FT	R	PF	TP	A	MIN
Hall, H.	6-16	7-11	5	2	19	–	–
Asbury, T.	8-20	4-6	10	2	20	–	–
Von Krosigk, G.	1-7	2-4	8	4	4	–	–
Wilson, B.	2-6	1-1	3	3	5	–	–
Eberle, M.	6-12	0-1	5	4	12	–	–
Nelson, C.	0-2	0-0	2	1	0	–	–
TOTALS	**23-63**	**14-23**	**40**	**16**	**60**	**–**	**200**

UCLA 109	FG	FT	R	PF	TP	A	MIN
Heitz, K.	3-3	0-0	0	5	6	–	–
Shackelford, L.	5-8	0-0	7	2	10	–	–
Alcindor, L.	12-17	5-5	10	1	29	–	–
Allen, L.	6-11	3-3	5	1	15	–	–
Warren, M.	4-11	2-4	5	0	10	–	–
Chrisman, J.	2-2	2-3	0	3	6	–	–
Nielsen, J.	4-6	0-0	5	1	8	–	–
Saner, N.	2-3	0-0	4	1	4	–	–
Sweek, B.	4-6	0-2	5	2	8	–	–
Lynn, D.	0-1	0-0	0	1	0	–	–
Sutherland, G.	2-4	1-2	1	1	5	–	–
Saffer, D.	4-6	0-0	2	0	8	–	–
TOTALS	**48-78**	**13-19**	**45**	**18**	**109**	**–**	**200**

Halftime Score – UCLA 55, Wyoming 18. Team Rebounds – Wyoming 7, UCLA 1. Turnovers – Wyoming 19, UCLA 10. Technicals – N/A. Attendance: 8,177. Officials – Dan Watson, Floyd Magnusson.

March 18, 1967 – NCAA Regional Final
Corvallis, Ore. (Gill Coliseum)

PACIFIC 64	FG	FT	R	PF	TP	A	MIN
Krulish, B.	5-12	2-2	7	3	12	–	–
Jones, B.	0-1	0-0	0	1	0	–	–
Swagerty, K.	5-12	1-5	8	4	11	–	–
Parsons, B.	1-3	5-6	6	2	7	–	–
Fox, D.	6-18	5-7	6	4	17	–	–
DeWitt, R.	3-9	0-3	13	2	6	–	–
Foley, P.	4-6	1-2	4	4	9	–	–
Ferguson, J.	1-3	0-0	0	1	2	–	–
TOTALS	**25-64**	**14-25**	**50**	**21**	**64**	**–**	**200**

UCLA 80	FG	FT	R	PF	TP	A	MIN
Heitz, K.	4-6	1-1	3	3	9	–	–
Shackelford, L.	3-12	0-1	4	2	6	–	–
Alcindor, L.	13-20	12-14	14	4	38	–	–
Allen, L.	5-8	3-6	6	3	13	–	–
Warren, M.	4-8	4-6	2	1	12	–	–
Sweek, B.	1-4	0-0	0	4	2	–	–
Saffer, D.	0-0	0-0	0	0	0	–	–
TOTALS	**30-58**	**20-28**	**29**	**17**	**80**	**–**	**200**

Halftime Score – UCLA 37, Pacific 27. Team Rebounds – UCLA 6, Pacific 6. Turnovers – N/A. Technicals – N/A. Attendance: 8,628. Officials – Wayne Lichty, Floyd Magnusson.

March 24, 1967 – NCAA Final Four
Louisville, Ky. (Freedom Hall)

HOUSTON 58	FG	FT	R	PF	TP	A	MIN
Hayes, E.	12-31	1-2	24	4	25	1	40
Bell, M.	3-11	4-7	11	4	10	1	30
Kruse, D.	2-5	1-1	0	2	5	0	14
Grider, G.	2-7	0-0	2	2	4	2	32
Chaney, D.	3-11	0-2	4	4	6	1	40
Lentz, L.	1-2	0-3	4	1	2	0	18
Spain, K.	1-5	0-0	4	2	2	0	12
Lewis, V.	0-0	0-1	0	1	0	0	8
Lee, T.	2-3	0-0	1	0	4	0	6
TOTALS	**26-75**	**6-16**	**50**	**20**	**58**	**5**	**200**

UCLA 73	FG	FT	R	PF	TP	A	MIN
Heitz, K.	0-0	1-1	0	1	1	0	7
Shackelford, L.	11-19	0-1	8	1	22	1	40
Alcindor, L.	6-11	7-13	20	1	19	0	40
Allen, L.	6-15	5-5	9	2	17	1	40
Warren, M.	4-10	6-7	9	0	14	1	40
Nielsen, J.	0-3	0-0	3	5	0	0	19
Sweek, B.	0-4	0-0	1	2	0	0	12
Saffer, D.	0-0	0-0	0	0	0	0	2
TOTALS	**27-62**	**19-27**	**50**	**12**	**73**	**3**	**200**

Halftime Score – UCLA 39, Houston 28. Team Rebounds – UCLA 6, Houston 6. Turnovers – UCLA 24, Houston 21. Technicals – N/A. Attendance: 18,889. Officials – Lenny Wirtz, Mike DiTomasso.

March 25, 1967 – NCAA Championship Game
Louisville, Ky. (Freedom Hall)

UCLA 79	FG	FT	R	PF	TP	A	MIN
Shackelford, L.	5-10	0-2	3	1	10	1	35
Heitz, K.	2-7	0-0	6	2	4	1	27
Alcindor, L.	8-12	4-11	18	0	20	3	35
Allen, L.	7-15	5-8	9	2	19	2	36
Warren, M.	8-16	1-1	7	1	17	0	35
Nielsen, J.	0-1	0-1	1	3	0	0	4
Sweek, B.	1-1	0-0	0	1	2	0	8
Saffer, D.	2-5	0-0	0	1	4	0	5
Saner, N.	1-1	0-0	2	2	2	0	5
Chrisman, J.	0-0	1-2	1	2	1	0	4
Sutherland, G.	0-0	0-0	0	0	0	0	4
Lynn, D.	0-1	0-0	0	0	0	0	2
TOTALS	**34-69**	**11-25**	**54**	**15**	**79**	**7**	**200**

DAYTON 64	FG	FT	R	PF	TP	A	MIN
May, D.	9-23	3-4	17	4	21	3	40
Sadlier, D.	2-5	1-2	7	5	5	0	26
Obrovac, D.	0-2	0-0	2	1	0	1	5
Klaus, G.	4-7	0-0	0	1	8	0	22
Hooper, B.	2-7	2-4	5	2	6	2	34
Torain, G.	3-14	0-0	4	3	6	0	23
Waterman, R.	4-11	2-3	1	3	10	2	23
Sharpenter, N.	2-5	4-5	5	1	8	0	23
Samanich, J.	0-2	0-0	2	0	0	0	1
Heckman, T.	0-0	0-0	0	0	0	0	1
Inderrieden, D.	0-0	0-0	0	0	0	0	1
Wannemacher, J.	0-0	0-0	0	0	0	0	1
TOTALS	**26-76**	**12-18**	**51**	**20**	**64**	**8**	**200**

Halftime Score – UCLA 38, Dayton 20. Team Rebounds – Dayton 8, UCLA 7. Turnovers – UCLA 15, Dayton 14. Technicals – N/A. Attendance: 18,892. Officials – Lenny Wirtz, Mike DiTomasso.

March 15, 1968 – NCAA Regional Semifinal
Albuquerque, N.M. (University Arena)

UCLA 58	FG	FT	R	PF	TP	A	MIN
Alcindor, L.	9-13	10-16	23	3	28	–	–
Lynn, M.	2-7	0-0	4	3	4	–	–
Allen, L.	3-11	0-0	3	5	6	–	–
Warren, M.	4-6	2-2	3	1	10	–	–
Shackelford, L.	2-7	3-3	6	3	7	–	–
Heitz, K.	1-7	1-3	2	4	3	–	–
Nielsen, J.	0-1	0-0	0	0	0	–	–
Sweek, B.	0-0	0-0	0	1	0	–	–
TOTALS	**21-52**	**16-24**	**50**	**20**	**58**	**–**	**200**

NEW MEXICO ST. 49	FG	FT	R	PF	TP	A	MIN
Evans, R.	4-13	6-10	3	4	14	–	–
Collins, J.	7-16	2-5	6	1	16	–	–
Burgess, J.	2-5	0-3	5	4	4	–	–
Collins, R.	2-6	1-2	11	5	5	–	–
Lacey, S.	3-12	0-0	5	5	6	–	–
Murphy, H.	0-1	0-0	0	0	0	–	–
Landis, P.	1-4	2-4	3	0	4	–	–
Morehead, W.	0-1	0-1	1	0	0	–	–
Las, T.	0-0	0-0	1	2	0	–	–
TOTALS	**19-58**	**11-25**	**42**	**21**	**49**	**–**	**200**

Halftime Score – UCLA 28, Santa Clara 28. Team Rebounds – UCLA 9, New Mexico State 7. Turnovers – N/A. Technicals – N/A. Attendance: 15,345. Officials – Bob Smith, Thornton Jenkins.

March 16, 1968 – NCAA Regional Final
Albuquerque, N.M. (University Arena)

UCLA 87	FG	FT	R	PF	TP	A	MIN
Alcindor, L.	6-8	10-17	18	2	22	–	–
Lynn, M.	5-9	0-1	5	4	10	–	–
Allen, L.	7-15	7-7	8	3	21	–	–
Warren, M.	6-14	3-3	5	3	15	–	–
Shackelford, L.	1-8	2-2	6	0	4	–	–
Heitz, K.	3-8	1-1	3	1	7	–	–
Sutherland, G.	0-3	0-0	1	0	0	–	–
Saner, N.	1-3	0-0	1	3	2	–	–
Neilsen, J.	2-4	0-0	3	4	4	–	–
Sweek, B.	1-2	0-0	1	3	2	–	–
TOTALS	**32-74**	**23-31**	**57**	**23**	**87**	**–**	**200**

SANTA CLARA 66	FG	FT	R	PF	TP	A	MIN
O'Brien	3-6	1-1	2	3	7	–	–
Heaney	2-10	0-1	1	2	4	–	–
Ogden, B.	4-7	5-10	9	3	13	–	–
Diffley	0-3	2-2	0	2	2	–	–
Awtrey	7-12	3-4	10	4	17	–	–
Eagleson	0-1	2-3	0	4	2	–	–
Stuckey	1-5	3-4	2	0	5	–	–
Donahue	0-0	0-0	1	0	0	–	–
Paulson	0-3	0-0	1	1	0	–	–
Dempsey	0-4	1-2	4	1	1	–	–
Ogden, R.	5-11	1-1	3	2	11	–	–
Thomas	2-3	0-1	2	2	4	–	–
TOTALS	**24-65**	**18-29**	**45**	**24**	**66**	**–**	**200**

Halftime Score – UCLA 51, Santa Clara 34. Team Rebounds – UCLA 10, Santa Clara 6. Turnovers – N/A. Technicals – UCLA bench. Attendance: 15,010. Officials – John Overby, Thornton Jenkins.

March 22, 1968 – NCAA Final Four
Los Angeles, Calif. (L.A. Sports Arena)

HOUSTON 69	FG	FT	R	PF	TP	A	MIN
Lee, T.	2-15	0-0	4	4	4	2	21
Hayes, E.	3-10	4-7	5	4	10	0	39
Spain, K.	4-12	7-10	13	1	15	2	39
Chaney, D.	5-13	5-7	7	2	15	2	33
Lewis, V.	2-8	2-2	5	0	6	3	33
Hamood, N.	3-5	4-6	0	2	10	0	14
Gribben, T.	0-5	0-1	5	1	0	3	12
Bell, C.	3-8	3-4	5	0	9	0	7
Taylor, K.	0-0	0-0	0	0	0	0	1
Cooper, L.	0-2	0-0	1	0	0	0	1
TOTALS	**22-78**	**25-37**	**53**	**14**	**69**	**12**	**200**

UCLA 101	FG	FT	R	PF	TP	A	MIN
Shackelford, L.	6-10	5-5	3	4	17	0	24
Lynn, M.	8-10	3-3	8	4	19	2	30
Alcindor, L.	7-14	5-6	18	3	19	0	38
Warren, M.	7-18	0-0	5	3	14	9	33
Allen, L.	9-18	1-2	9	1	19	12	35
Nielsen, J.	2-3	0-0	1	4	4	0	12
Heitz, K.	3-6	1-1	1	1	7	1	12
Sweek, B.	1-1	0-1	0	0	2	0	7
Sutherland, G.	0-1	0-0	0	1	0	2	5
Saner, N.	0-2	0-0	1	2	0	0	4
TOTALS	**43-83**	**15-18**	**57**	**23**	**101**	**26**	**200**

Halftime Score – UCLA 53, Houston 31. Team Rebounds – UCLA 11, Houston 8. Turnovers – Houston 24, UCLA 23. Technicals – N/A. Attendance: 15,742. Officials – Steve Honzo, John Fouty.

March 23, 1968 – NCAA Championship Game
Los Angeles, Calif. (L.A. Sports Arena)

UCLA 78	FG	FT	R	PF	TP	A	MIN
Shackelford, L.	3-5	0-1	2	0	6	4	27
Lynn, M.	1-7	5-7	6	3	7	4	22
Alcindor, L.	15-21	4-4	16	3	34	1	37
Warren, M.	3-7	1-1	3	2	7	1	35
Allen, L.	3-7	5-7	5	0	11	5	35
Neilsen, J.	1-1	0-0	1	1	2	0	10
Heitz, K.	3-6	1-1	2	3	7	2	20
Sutherland, G.	1-2	0-0	2	1	2	1	5
Sweek, B.	0-1	0-0	0	1	0	0	5
Saner, N.	1-3	0-0	2	2	2	1	5
TOTALS	**31-60**	**16-21**	**48**	**16**	**78**	**19**	**200**

NORTH CAROLINA 55	FG	FT	R	PF	TP	A	MIN
Miller, L.	5-13	4-6	6	3	14	3	37
Bunting, B.	1-3	1-2	2	5	3	1	15
Clark, R.	4-12	1-3	8	3	9	1	37
Scott, C.	6-17	0-1	3	3	12	2	35
Grubar, D.	2-5	1-2	0	2	5	1	35
Fogler, E.	1-4	2-2	0	0	4	2	16
Brown, J.	2-5	2-2	5	1	6	0	13
Tuttle, G.	0-0	0-0	0	0	0	1	2
Frye, J.	1-2	0-1	1	0	2	0	3
Whitehead, G.	0-0	0-0	0	0	0	0	1
Delany, J.	0-1	0-0	0	0	0	0	3
Fletcher, R.	0-1	0-0	0	0	0	0	3
TOTALS	**22-63**	**11-19**	**35**	**17**	**55**	**11**	**200**

Halftime Score – UCLA 32, North Carolina 22. Team Rebounds – North Carolina 10, UCLA 9. Turnovers – UCLA 26, North Carolina 23. Technicals – N/A. Attendance: 14,438. Officials – Steve Honzo, Charles Fouty.

March 13, 1969 – NCAA Regional Semifinal
Los Angeles, Calif. (Pauley Pavilion)

UCLA 53	FG	FT	R	PF	TP	A	MIN
Rowe, C.	3-12	2-2	7	2	8	–	–
Shackelford, L.	4-10	0-0	3	0	8	–	–
Alcindor, L.	8-15	0-5	16	3	16	–	–
Heitz, K.	4-6	1-1	4	3	9	–	–
Vallely, K.	5-12	0-0	5	1	10	–	–
Wicks, S.	0-2	0-0	0	0	0	–	–
Sweek, B.	1-1	0-2	0	1	2	–	–
Patterson, S.	0-0	0-0	0	1	0	–	–
Schofield, T.	0-0	0-0	0	0	0	–	–
TOTALS	**25-58**	**3-10**	**42**	**11**	**53**	**–**	**200**

NEW MEXICO ST. 38	FG	FT	R	PF	TP	A	MIN
Smith, J.	2-4	3-3	8	3	7	–	–
Reyes, C.	2-5	1-2	2	0	5	–	–
Lacey, S.	5-16	1-1	11	4	11	–	–
Collins, J.	4-17	3-3	4	1	11	–	–
Burgess, J.	0-3	0-1	2	0	0	–	–
Murphy, H.	1-2	0-0	1	1	2	–	–
Bowen, H.	1-1	0-0	0	0	2	–	–
TOTALS	**15-48**	**8-10**	**33**	**9**	**38**	**–**	**200**

Halftime Score – UCLA 21, New Mexico State 17. Team Rebounds – UCLA 7, New Mexico State 5. Turnovers – N/A. Technicals – N/A. Attendance: 12,817. Officials – Lenny Wirtz, Charles Fouty.

March 15, 1969 – NCAA Final Four
Los Angeles, Calif. (Pauley Pavilion)

UCLA 90	FG	FT	R	PF	TP	A	MIN
Shackelford, L.	3-7	0-1	3	1	6	–	–
Rowe, C.	3-6	1-2	5	1	7	–	–
Alcindor, L.	8-14	1-3	7	2	17	–	–
Vallely, J.	5-5	1-2	3	2	11	–	–
Heitz, K.	3-6	0-0	1	2	6	–	–
Sweek, B.	4-7	4-5	1	1	12	–	–
Wicks, S.	3-4	5-8	2	1	11	–	–
Patterson, S.	4-6	1-1	5	4	9	–	–
Schofield, T.	1-6	0-0	2	0	2	–	–
Ecker, J.	2-2	1-1	1	0	5	–	–
Seibert, B.	0-0	2-2	3	1	2	–	–
Farmer, G.	1-2	0-0	0	0	2	–	–
TOTALS	**37-65**	**16-25**	**33**	**15**	**90**	**–**	**200**

SANTA CLARA 52	FG	FT	R	PF	TP	A	MIN
Ogden, R.	1-13	2-4	7	2	4	–	–
Ogden, B.	3-10	3-3	5	4	9	–	–
Awtrey, D.	5-9	4-6	8	4	14	–	–
Eagleson, K.	0-0	0-1	3	3	0	–	–
O'Brien, T.	0-2	0-1	1	2	0	–	–
Diffley, J.	1-4	0-0	2	2	2	–	–
Paulson, K.	2-4	1-3	1	0	5	–	–
Dempsey, C.	2-3	1-1	2	2	5	–	–
Tobin, B.	1-2	0-0	4	2	2	–	–
Scherer, T.	2-5	0-0	1	0	4	–	–
Graves, G.	1-1	1-1	1	1	3	–	–
Champi, M.	2-3	0-0	2	3	4	–	–
TOTALS	**20-56**	**12-20**	**42**	**25**	**52**	**–**	**200**

Halftime Score – UCLA 46, Santa Clara 25. Team Rebounds – UCLA 6, Santa Clara 5. Turnovers – N/A. Technicals – N/A. Attendance: 12,812. Officials – Charles Fouty, John Payak.

March 20, 1969 – NCAA Final Four
Louisville, Ky. (Freedom Hall)

DRAKE 82	FG	FT	R	PF	TP	A	MIN
Pulliam, D.	4-14	4-5	5	4	12	6	–
Williams, A.	0-1	0-0	1	4	0	0	–
Wise, W.	5-7	3-4	16	3	13	1	–
McCarter, W.	10-27	4-4	1	3	24	2	–
Draper, D.	5-13	2-2	1	2	12	1	–
Odom, G.	0-2	0-1	2	4	0	0	–
Wanamaker, R.	4-7	1-1	7	4	9	1	–
Zeller, G.	4-12	4-6	3	3	12	1	–
Gwyn, R.	0-0	0-1	1	3	0	0	–
TOTALS	**32-83**	**18-24**	**41**	**30**	**82**	**12**	**200**

UCLA 85	FG	FT	R	PF	TP	A	MIN
Shackelford, L.	2-5	2-3	2	4	6	3	–
Rowe, C.	6-9	2-2	13	2	14	3	–
Alcindor, L.	8-14	9-16	21	3	25	3	–
Heitz, K.	3-6	1-3	1	5	7	3	–
Vallely, J.	9-11	11-14	6	5	29	5	–
Wicks, S.	0-2	0-0	1	1	0	0	–
Sweek, B.	0-0	0-0	0	1	0	0	–
Schofield, T.	0-3	2-4	0	0	2	1	–
Patterson, S.	0-0	2-2	0	0	2	0	–
TOTALS	**28-50**	**29-44**	**48**	**21**	**85**	**18**	**200**

Halftime Score – UCLA 41, Drake 39. Team Rebounds – UCLA 4, Drake 4. Turnovers – N/A. Technicals – N/A. Attendance: 18,435. Officials – Charles Fouty, Mike DiTomasso.

March 22, 1969 – NCAA Championship Game
Louisville, Ky. (Freedom Hall)

UCLA 92	FG	FT	R	PF	TP	A	MIN
Shackelford, L.	3-8	5-8	9	3	11	0	35
Rowe, C.	4-10	4-4	12	2	12	3	37
Alcindor, L.	15-20	7-9	20	2	37	0	36
Heitz, K.	0-3	0-1	3	4	0	4	34
Vallely, J.	4-9	7-10	4	3	15	0	31
Sweek, B.	3-3	0-1	1	3	6	0	10
Wicks, S.	0-1	3-6	4	1	3	1	6.5
Schofield, T.	1-2	0-0	0	0	2	0	3
Patterson, S.	1-1	2-2	2	0	4	0	4.5
Seibert, B.	0-0	0-0	1	0	0	0	1
Farmer, G.	0-0	0-0	0	1	0	0	1
Ecker, J.	1-1	0-0	0	0	2	0	1
TOTALS	**32-58**	**28-41**	**61**	**19**	**92**	**8**	**200**

PURDUE 72	FG	FT	R	PF	TP	A	MIN
Gilliam, H.	2-14	3-3	11	2	7	3	32
Faerber, G.	1-2	0-0	3	5	2	0	17
Johnson, J.	4-9	3-4	9	2	11	0	27
Mount, R.	12-36	4-5	1	3	28	0	36.5
Keller, B.	4-17	3-4	4	5	11	3	32.5
Kaufman, F.	0-0	2-2	5	5	2	0	13
Bedford, T.	3-8	1-3	8	3	7	0	25
Weatherford, L.	1-5	2-2	1	3	4	0	15
Reasoner, T.	0-1	0-1	1	2	0	0	1
Taylor, R.	0-0	0-0	0	0	0	0	1
TOTALS	**27-92**	**18-24**	**48**	**30**	**72**	**6**	**200**

Halftime Score – UCLA 42, Purdue 31. Team Rebounds – UCLA 5, Purdue 5. Turnovers – UCLA 19, Purdue 4. Technicals – N/A. Attendance: 18,669. Officials – Irv Brown, Mike DiTomasso.

March 12, 1970 – NCAA Regional Semifinal
Seattle, Wash. (Edmundson Pavilion)

UCLA 88	FG	FT	R	PF	TP	A	MIN
Wicks, S.	8-14	4-7	11	3	20	3	–
Rowe, C.	5-11	5-9	11	1	15	6	–
Patterson, S.	6-14	1-1	12	4	13	4	–
Vallely, J.	6-15	2-5	5	2	14	4	–
Bibby, H.	8-13	4-5	6	2	20	3	–
Booker, K.	0-1	0-0	0	1	0	1	–
Ecker, J.	1-2	0-0	1	0	2	0	–
Schofield, T.	1-2	0-0	1	0	2	1	–
Siebert, B.	0-1	0-0	0	0	0	0	–
Chapman, J.	1-1	0-0	1	0	2	1	–
TOTALS	**36-74**	**16-27**	**54**	**13**	**88**	**23**	**200**

LONG BEACH ST. 65	FG	FT	R	PF	TP	A	MIN
Robinson, S.	7-13	4-6	7	2	18	4	–
Jankans, B.	2-10	1-3	7	5	5	2	–
Trapp, G.	10-18	0-1	4	3	20	3	–
Gritton, R.	0-2	0-0	1	1	0	4	–
Johnson, S.	5-12	3-3	4	0	13	1	–
McLucas, D.	0-0	0-0	1	0	0	0	–
Taylor, D.	1-7	1-2	0	3	3	1	–
Montgomery, A.	3-4	0-0	1	5	6	0	–
Williams, B.	0-1	0-0	1	2	0	0	–
TOTALS	**28-67**	**9-15**	**34**	**21**	**65**	**15**	**200**

Halftime Score – UCLA 42, Long Beach State 29. Team Rebounds – Long Beach State 8, UCLA 6. Turnovers – Long Beach State 19, UCLA 15. Technicals – N/A. Attendance: 5,500. Officials – Ralph Stout, Fred Huiet.

March 14, 1970 – NCAA Regional Final
Seattle, Wash. (Edmundson Pavilion)

UCLA 101	FG	FT	R	PF	TP	A	MIN
Wicks, S.	10-14	6-7	8	4	26	3	–
Rowe, C.	9-17	8-8	16	3	26	4	–
Patterson, S.	4-12	1-2	9	2	9	6	–
Bibby, H.	4-8	7-9	7	4	15	5	–
Vallely, J.	5-13	4-7	3	1	14	3	–
Booker, K.	2-4	0-1	1	2	4	0	–
Ecker, J.	0-0	1-2	2	1	1	1	–
Schofield, T.	0-0	0-0	0	0	0	0	–
Chapman, J.	0-2	0-0	3	0	0	0	–
Seibert, B.	1-1	2-2	1	1	4	0	–
Betchley, R.	1-2	0-0	0	0	2	0	–
Hill, A.	0-0	0-0	0	0	0	0	–
TOTALS	**36-73**	**29-38**	**56**	**18**	**101**	**22**	**200**

UTAH STATE 79	FG	FT	R	PF	TP	A	MIN
Williams, N.	7-24	0-0	11	4	14	3	–
Roberts, M.	14-35	5-7	15	4	33	0	–
Tollestrup, T.	1-4	4-6	10	4	6	3	–
Tebbs, J.	0-4	0-0	2	4	0	4	–
Jeppesen, P.	4-6	4-4	1	4	12	0	–
Epps, E.	6-13	0-1	6	3	12	2	–
Hatch, R.	0-4	2-2	2	2	2	0	–
Ericksen, J.	0-0	0-0	0	0	0	0	–
Wakefield, T.	0-0	0-0	0	1	0	0	–
Wade, D.	0-1	0-0	1	0	0	1	–
Bean, C.	0-0	0-0	1	0	0	0	–
TOTALS	**32-91**	**15-20**	**54**	**26**	**79**	**13**	**200**

Halftime Score – UCLA 51, Utah State 44. Team Rebounds – UCLA 6, Utah State 5. Turnovers – Utah State 15, UCLA 10. Technicals – N/A. Attendance: 4,200. Officials – Art White, Fred Huiet.

March 19, 1970 – NCAA Final Four
College Park, Md. (Cole Field House)

UCLA 93	FG	FT	R	PF	TP	A	MIN
Rowe, C.	4-7	7-11	15	0	15	1	38.5
Wicks, S.	10-12	2-5	16	3	22	2	39.5
Patterson, S.	5-9	2-2	6	3	12	7	38.5
Vallely, J.	7-19	9-10	4	3	23	1	35
Bibby, H.	8-13	3-3	2	5	19	0	34
Booker, K.	0-1	0-0	0	2	0	0	7.5
Betchley, R.	0-0	0-0	0	0	0	0	0.5
Schofield, T.	0-0	0-0	0	1	0	0	2.5
Ecker, J.	0-0	0-0	0	0	0	0	1.5
Seibert, B.	0-1	0-0	1	0	0	1	1.5
Hill, A.	0-0	0-1	0	1	0	0	0.5
Chapman, J.	1-1	0-0	1	0	2	0	0.5
TOTALS	**35-63**	**23-32**	**45**	**18**	**93**	**8**	**200**

NEW MEXICO ST. 77	FG	FT	R	PF	TP	A	MIN
Criss, C.	6-16	7-9	2	5	19	1	33
Collins, J.	13-23	2-3	0	3	28	2	35
Burgess, J.	1-6	0-0	2	2	2	0	25
Smith, J.	4-11	2-3	7	5	10	0	28.5
Lacey, S.	3-9	2-3	16	3	8	0	31.5
Reyes, C.	1-6	0-0	4	2	2	0	14.5
Neal, R.	2-4	0-0	6	2	4	0	19.5
Horne, M.	0-4	2-2	1	2	2	2	7
Moore, B.	1-1	0-0	1	0	2	0	4.5
Lefeure, L.	0-0	0-0	1	0	0	0	0.5
Franco, R.	0-0	0-0	0	0	0	0	0.5
McCarthy, T.	0-0	0-0	0	0	0	0	0.5
TOTALS	**31-80**	**15-20**	**45**	**24**	**77**	**5**	**200**

Halftime Score – UCLA 48, New Mexico State 41. Team Rebounds – New Mexico State 5, UCLA 0. Turnovers – UCLA 20, New Mexico State 3. Technicals – N/A. Attendance: 14,380. Officials – Art White, Lenny Wirtz.

March 21, 1970 – NCAA Championship Game
College Park, Md. (Cole Field House)

JACKSONVILLE 69	FG	FT	R	PF	TP	A	MIN
Wedeking, V.	6-11	0-0	2	2	12	3	37
Blevins, M.	1-2	1-2	0	1	3	1	19
Morgan, R.	5-11	0-0	4	5	10	11	37
Burrows, P.	5-9	0-0	6	1	12	0	24
Gilmore, A.	9-29	1-1	16	5	19	1	38
Nelson, G.	3-9	2-2	5	1	8	0	16
Dublin, C.	0-5	2-2	1	4	2	1	18
McIntyre, R.	1-3	0-0	3	4	2	0	6
Hawkins, D.	0-1	1-1	1	1	1	0	2
Baldwin, R.	0-0	0-0	0	0	0	0	1
Selke, K.	0-0	0-0	0	0	0	0	1
TOTALS	**31-80**	**7-8**	**38**	**24**	**69**	**17**	**200**

UCLA 80	FG	FT	R	PF	TP	A	MIN
Rowe, C.	7-15	5-5	8	4	19	1	38
Patterson, S.	8-15	1-4	11	1	17	2	38
Wicks, S.	5-9	7-10	18	3	17	3	38
Vallely, J.	5-10	5-7	7	2	15	5	38
Bibby, H.	2-11	4-4	4	1	8	2	38
Booker, K.	0-0	2-3	0	0	2	0	1
Seibert, B.	0-1	0-0	1	1	0	0	2
Ecker, J.	1-1	0-0	0	0	2	0	2
Betchley, R.	0-0	0-1	0	0	0	0	1
Chapman, J.	0-1	0-0	1	0	0	0	2
Schofield, T.	0-0	0-0	0	0	0	0	1
Hill, A.	0-0	0-1	0	0	0	0	1
TOTALS	**28-63**	**24-35**	**50**	**12**	**80**	**13**	**200**

Halftime Score – UCLA 41, Jacksonville 36. Team Rebounds – N/A. Turnovers – N/A. Technicals – N/A. Attendance: 14,380. Officials – Bobby Scott, Lenny Wirtz.

March 18, 1971 – NCAA Regional Semifinal
Salt Lake City, Utah (Special Events Center)

BYU 73	FG	FT	R	PF	TP	A	MIN
Tollestrup, P.	0-3	1-2	1	2	1	2	–
Kelly, S.	9-16	6-6	5	1	24	2	–
Cosic, K.	8-18	2-2	23	3	18	5	–
Fryer, B.	8-19	2-6	4	3	18	6	–
Miller, J.	4-11	2-5	5	3	10	1	–
Bunker, J.	1-3	0-0	5	4	2	4	–
Jorgensen, C.	0-1	0-0	1	0	0	0	–
Sarkalahti, K.	0-0	0-0	0	0	0	0	–
Bailey, D.	0-1	0-0	0	1	0	0	–
TOTALS	**30-72**	**13-21**	**44**	**17**	**73**	**20**	**200**

UCLA 91	FG	FT	R	PF	TP	A	MIN
Rowe, C.	5-11	3-6	9	0	13	6	–
Wicks, S.	6-16	2-5	20	1	14	1	–
Patterson, S.	6-13	1-3	11	4	13	4	–
Bibby, H.	6-13	3-3	9	3	15	4	–
Booker, K.	2-6	0-0	1	2	4	1	–
Schofield, T.	6-13	0-2	6	3	12	3	–
Farmer, G.	5-9	1-3	6	0	11	1	–
Ecker, J.	1-3	0-0	0	0	2	0	–
Betchley, R.	3-4	1-1	0	0	7	0	–
TOTALS	**40-88**	**11-23**	**62**	**13**	**91**	**20**	**200**

Halftime Score – UCLA 41, BYU 32. Team Rebounds – N/A. Turnovers – N/A. Technicals – N/A. Attendance: 15,032. Officials – Art White, George Strauthers.

March 20, 1971 – NCAA Regional Final
Salt Lake City, Utah (Special Events Center)

LONG BEACH ST. 55	FG	FT	R	PF	TP	A	MIN
Trapp, G.	5-13	5-6	16	3	15	5	–
Terry, C.	4-4	3-4	6	3	11	7	–
Lynn, B.	3-10	1-3	5	4	7	0	–
Williams, B.	1-7	0-0	4	3	2	1	–
Ratleff, E.	8-14	2-4	4	5	18	2	–
McWilliams, E.	0-1	0-0	2	2	0	2	–
Taylor, D.	0-2	2-4	2	2	2	0	–
TOTALS	**21-51**	**13-21**	**41**	**22**	**55**	**17**	**200**

UCLA 57	FG	FT	R	PF	TP	A	MIN
Rowe, C.	3-6	6-12	12	2	12	1	–
Wicks, S.	5-13	8-12	15	4	18	0	–
Patterson, S.	2-8	1-1	5	2	5	2	–
Bibby, H.	4-18	3-3	6	4	11	1	–
Booker, K.	0-4	0-0	2	0	0	0	–
Schofield, T.	3-9	0-0	3	1	6	1	–
Farmer, L.	0-3	1-2	4	2	1	1	–
Betchley, R.	1-1	2-2	0	0	4	1	–
Ecker, J.	0-0	0-0	0	1	0	0	–
TOTALS	**18-62**	**21-32**	**51**	**16**	**57**	**7**	**200**

Halftime Score – Long Beach State 31, UCLA 27. Team Rebounds – UCLA 4, Long Beach State 2. Turnovers – N/A. Technicals – N/A. Attendance: 14,003. Officials – George Strauthers, Mike White.

March 25, 1971 – NCAA Final Four
Houston, Texas (The Astrodome)

KANSAS 60	FG	FT	R	PF	TP	A	MIN
Robisch, D.	7-19	3-6	6	3	17	4	38
Russell, P.	5-12	2-2	4	4	12	1	35
Brown, R.	3-8	1-3	9	4	7	2	32.5
Stallworth, B.	5-10	2-4	5	5	12	3	34.5
Nash, A.	3-9	1-2	3	1	7	2	32
Kivisto, B.	1-1	1-4	1	2	3	4	19
Canfield, R.	0-0	0-0	0	1	0	2	2
Williams, M.	0-1	2-2	0	2	2	0	3
Mathews, M.	0-0	0-0	0	0	0	0	2
Douglas, G.	0-0	0-0	1	0	0	0	2
TOTALS	**29-60**	**12-23**	**32**	**22**	**60**	**18**	**200**

UCLA 68	FG	FT	R	PF	TP	A	MIN
Rowe, C.	7-10	2-4	15	2	16	1	38
Wicks, S.	5-9	11-13	8	2	21	3	38
Patterson, S.	3-11	0-0	6	2	6	2	37
Bibby, H.	6-9	6-6	4	3	8	1	36.5
Booker, K.	1-2	1-2	5	3	3	6	20.5
Schofield, T.	1-3	0-1	0	3	2	0	17.5
Betchley, R.	0-0	0-1	0	0	0	0	3.5
Farmer, L.	0-2	0-1	2	1	0	0	3
Ecker, J.	0-1	2-2	1	0	2	0	2
Hill, A.	0-0	0-0	0	0	0	0	2
Chapman, J.	0-0	0-0	1	2	0	0	2
TOTALS	**23-47**	**22-30**	**47**	**18**	**68**	**13**	**200**

Halftime Score – UCLA 32, Kansas 25. Team Rebounds – UCLA 5, Kansas 3. Turnovers – UCLA 24, Kansas 11. Technicals – N/A. Attendance: 31,429. Officials – Art White, Steve Honzo.

March 27, 1971 – NCAA Championship Game
Houston, Texas (The Astrodome)

VILLANOVA 62	FG	FT	R	PF	TP	A	MIN
Smith, C.	4-11	1-1	2	4	0	9	40
Porter, H.	10-21	5-6	8	1	25	0	40
Siemiontkowski, H.	9-16	1-2	6	3	19	6	37.5
Ingelsby, T.	3-9	1-1	4	2	7	7	40
Ford, C.	0-4	2-3	5	4	2	10	40
McDowell, J.	0-1	0-0	2	0	0	1	2.5
TOTALS	**26-62**	**10-13**	**31**	**14**	**62**	**18**	**200**

UCLA 68	FG	FT	R	PF	TP	A	MIN
Rowe, C.	2-3	4-5	8	0	8	2	40
Wicks, S.	3-7	1-1	9	2	7	7	40
Patterson, S.	13-18	3-5	8	1	29	4	40
Bibby, H.	6-12	5-5	2	1	17	3	40
Booker, K.	0-0	0-0	0	0	0	0	5
Schofield, T.	3-9	0-0	1	4	6	4	26
Betchley, R.	0-0	1-2	1	1	1	0	9
TOTALS	**27-49**	**14-18**	**34**	**9**	**68**	**20**	**200**

Halftime Score – UCLA 45, Villanova 37. Team Rebounds – UCLA 5, Villanova 4. Turnovers – UCLA 13, Villanova 10. Technicals – N/A. Attendance: 31,765. Officials – Jim Bain, Irv Brown.

March 16, 1972 – NCAA Regional Semifinal
Provo, Utah (Marriott Activities Center)

UCLA 90	FG	FT	R	PF	TP	A	MIN
Farmer, L.	7-15	1-1	7	1	15	1	27
Wilkes, K.	4-12	2-2	13	4	10	2	25
Walton, B.	1-1	2-5	12	4	4	0	20
Lee, G.	3-8	0-0	4	1	6	6	17
Bibby, H.	7-18	2-2	3	2	16	1	30
Curtis, T.	3-7	1-1	3	2	7	6	21
Hollyfield, L.	2-9	0-0	5	2	4	2	13
Nater, S.	5-9	2-4	8	2	12	0	20
Carson, V.	0-3	0-1	5	2	0	2	9
Chapman, J.	1-1	0-1	2	1	2	0	7
Hill, A.	3-4	4-4	1	2	10	1	6
Franklin, G.	2-2	0-0	2	0	4	0	5
TOTALS	**38-89**	**14-21**	**65**	**23**	**90**	**21**	**200**

WEBER STATE 58	FG	FT	R	PF	TP	A	MIN
Davis, B.	4-14	8-13	6	4	16	2	28
Van Dyke, W.	2-11	0-1	1	3	4	1	37
Cooper, R.	2-10	4-6	12	4	8	0	31
Small, B.	1-12	2-3	2	0	4	3	34
Knoble, J.	3-8	3-8	9	4	9	2	33
Wimberly, R.	7-15	0-0	5	0	14	0	22
Camac, R.	0-0	0-0	0	0	0	0	4
Gubler, K.	1-2	0-0	1	2	2	0	5
Muirbrook, D.	0-0	0-0	0	0	0	0	2
Soter, G.	0-0	1-2	0	0	1	0	5
McGarry, K.	0-0	0-0	0	0	0	1	1
Williams, R.	0-1	0-0	0	0	0	0	1
TOTALS	**20-77**	**18-33**	**54**	**17**	**58**	**9**	**200**

Halftime Score – UCLA 42, Weber State 25. Team Rebounds – Weber State 18, UCLA 12. Turnovers – Weber State 16, UCLA 12. Technicals – N/A. Attendance: 15,247. Officials – Reggie Copeland, Charles Fouty.

March 18, 1972 – NCAA Regional Final
Provo, Utah (Marriott Activities Center)

LONG BEACH ST. 56	FG	FT	R	PF	TP	A	MIN
Terry, C.	2-6	2-2	4	4	6	3	40
Gray, L.	2-5	3-4	3	4	7	0	18
McWilliams, E.	2-4	3-3	5	4	7	1	25
McDonald, G.	3-3	2-2	5	0	8	2	31
Ratleff, E.	7-19	3-6	3	3	17	3	38
Lynn, B.	2-6	2-2	8	2	6	0	23
Stephens, N.	1-5	0-0	3	1	2	0	14
King, L.	2-2	0-0	0	2	4	0	11
TOTALS	**21-50**	**15-19**	**33**	**21**	**57**	**9**	**200**

UCLA 73	FG	FT	R	PF	TP	A	MIN
Wilkes, K.	4-10	6-7	6	3	14	2	34
Farmer, L	2-7	1-3	3	3	5	2	36
Walton, B.	7-10	5-7	11	3	19	1	37
Lee, G.	2-6	2-3	3	0	6	4	32
Bibby, H.	10-17	3-4	4	2	23	4	38
Hollyfield, L.	0-1	0-0	0	2	0	0	6
Nater, S.	2-2	1-2	1	0	5	0	3
Curtis, T.	0-0	0-0	0	1	0	1	6
Carson, V.	0-0	0-0	1	1	0	0	3
Chapman, J.	0-0	0-0	0	0	0	0	2
Hill, A.	0-0	1-3	0	0	1	1	2
Franklin, G.	0-0	0-0	0	0	0	0	1
TOTALS	**27-53**	**19-29**	**36**	**15**	**73**	**15**	**200**

Halftime Score – UCLA 34, Long Beach State 23. Team Rebounds – UCLA 7, Long Beach State 2. Turnovers – UCLA 19, Long Beach State 19. Technicals – N/A. Attendance: 15,152. Officials – Reggie Copeland, Bob Wortman.

March 23, 1972 – NCAA Final Four
Los Angeles, Calif. (L.A. Sports Arena)

LOUISVILLE 77	FG	FT	R	PF	TP	A	MIN
Lawhon, M.	0-7	1-2	3	3	1	0	22
Thomas, R.	2-4	0-0	3	5	4	1	21
Vilcheck, A.	3-6	0-0	1	5	6	0	25
Price, J.	11-23	8-9	5	3	30	2	38
Bacon, H.	5-11	5-7	4	0	15	4	32
Bunton, B.	1-5	1-1	4	1	0	3	23
Bradley, K.	1-3	0-0	2	1	2	2	5
Carter, L.	4-8	0-0	2	0	9	2	20
Cooper, T.	0-1	2-2	1	1	2	0	3
Pry, P.	2-3	0-0	1	1	4	0	2
Stallings, R.	1-2	0-1	1	2	2	0	7
Meiman, J.	0-1	0-0	1	0	0	0	2
TOTALS	**30-74**	**17-22**	**32**	**22**	**77**	**11**	**200**

UCLA 96	FG	FT	R	PF	TP	A	MIN
Wilkes, K.	5-11	2-2	6	0	12	2	31
Farmer, L.	6-12	3-5	4	2	15	1	27
Walton, B.	11-13	11-12	21	2	33	1	36
Lee, G.	3-6	4-6	4	1	10	8	30
Bibby, H.	1-5	0-0	3	5	2	2	21
Curtis, T.	4-5	0-0	2	2	8	3	22
Hollyfield, L.	3-6	0-0	4	1	6	1	14
Carson, V.	1-1	0-0	0	1	2	0	4
Nater, S.	0-0	2-4	1	1	2	0	4
Hill, A.	1-1	4-4	0	1	6	0	5
Chapman, J.	0-0	0-1	1	0	0	1	3
Franklin, G.	0-1	0-0	2	0	0	0	3
TOTALS	**35-61**	**26-34**	**51**	**16**	**96**	**19**	**200**

Halftime Score – UCLA 39, Louisville 31. Team Rebounds – Louisville 4, UCLA 3. Turnovers – UCLA 21, Louisville N/A. Technicals – N/A. Attendance: 15,189. Officials – Reggie Copeland, Jim Hernschack.

March 25, 1972 – NCAA Championship Game
Los Angeles, Calif. (L.A. Sports Arena)

FLORIDA STATE 76	FG	FT	R	PF	TP	A	MIN
Royals	5-7	5-6	10	5	15	2	33
Garrett	1-9	1-1	5	1	3	0	37
McCray	3-6	2-5	6	4	8	3	23
King	12-20	3-3	6	1	27	1	31
Samuel	3-10	0-0	1	1	6	7	31
Harris	7-13	2-3	6	1	16	1	26
Petty	0-0	1-1	0	1	1	2	9
Cole	0-2	0-0	2	1	0	1	10
TOTALS	**31-67**	**14-19**	**42**	**15**	**76**	**17**	**200**

UCLA 81	FG	FT	R	PF	TP	A	MIN
Wilkes, K.	11-16	1-2	10	4	23	3	38
Farmer, L.	2-6	0-0	6	2	4	0	33
Walton, B.	9-17	6-11	20	4	24	2	34
Lee, G.	0-0	0-0	2	0	0	4	16
Bibby, H.	8-17	2-3	3	2	18	1	40
Curtis, T.	4-14	0-1	4	1	8	6	24
Hollyfield, L.	1-6	0-0	2	2	2	3	9
Nater, S.	1-2	0-1	1	0	2	0	6
TOTALS	**36-78**	**9-18**	**50**	**15**	**81**	**19**	**200**

Halftime Score – UCLA 50, Florida State 39. Team Rebounds – Florida State 6, UCLA 2. Turnovers – N/A. Technicals – N/A. Attendance: 15,063. Officials – Irv Brown, Bobby Scott.

March 15, 1973 – NCAA Regional Semifinal
Los Angeles, Calif. (Pauley Pavilion)

UCLA 98	FG	FT	R	PF	TP	A	MIN
Wilkes, K.	6-14	0-0	10	2	12	1	–
Farmer, L.	5-10	0-0	4	2	10	0	–
Walton, B.	13-18	2-2	14	3	28	6	–
Hollyfield, L.	9-16	2-2	5	3	20	6	–
Lee, G.	1-2	1-1	0	0	3	4	–
Curtis, T.	2-3	3-3	1	2	7	5	–
Meyers, D.	2-3	2-3	5	1	6	4	–
Nater, S.	2-5	0-2	2	2	4	0	–
Carson, V.	0-0	0-2	1	0	0	1	–
Franklin, G.	1-2	0-0	2	0	2	1	–
Trgovich, P.	2-5	0-0	2	0	4	1	–
Webb, B.	0-2	0-0	0	2	0	0	–
Corliss, C.	0-0	2-2	0	1	2	0	–
Drollinger, R.	0-0	0-0	0	1	0	0	–
TOTALS	**43-80**	**12-17**	**51**	**19**	**98**	**29**	**200**

ARIZONA STATE 81	FG	FT	R	PF	TP	A	MIN
Gray, K.	2-4	0-1	2	0	4	2	–
Wasley, M.	3-8	0-0	10	1	6	1	–
Kennedy, R.	2-7	5-6	8	5	9	5	–
Contreras, M.	9-20	0-0	4	3	18	1	–
Owens, J.	8-20	6-8	4	2	22	1	–
White, R.	3-6	0-0	2	0	6	0	–
Jackson, G.	3-8	4-6	4	3	10	1	–
Brown, J.	2-6	2-2	6	2	6	0	–
Schrader, J.	0-1	0-0	3	1	0	1	–
Moon, M.	0-2	0-0	1	0	0	0	–
TOTALS	**32-82**	**17-24**	**48**	**17**	**81**	**12**	**200**

Halftime Score – UCLA 51, Arizona State 37. Team Rebounds – UCLA 5, Arizona State 4. Turnovers – UCLA 22, Arizona State 20. Technicals – Arizona State bench (2). Attendance: 12,671. Officials – Reggie Copeland, Charles Fouty.

March 17, 1973 – NCAA Regional Final
Los Angeles, Calif. (Pauley Pavilion)

SAN FRANCISCO 39	FG	FT	R	PF	TP	A	MIN
Restani, K.	4-11	0-0	9	0	8	2	40
Smith, P.	8-13	1-1	3	0	17	1	40
Fernsten, E.	2-5	0-0	8	3	4	0	40
Quick, M.	4-9	0-0	2	1	8	1	40
Boro, J.	0-3	2-2	0	3	2	1	40
TOTALS	**18-41**	**3-3**	**26**	**7**	**39**	**5**	**200**

UCLA 54	FG	FT	R	PF	TP	A	MIN
Wilkes, K.	6-13	0-0	1	0	12	1	–
Farmer, L.	5-10	3-3	4	0	13	1	–
Walton, B.	4-7	1-2	14	0	9	2	–
Hollyfield, L.	0-3	0-0	1	0	0	0	–
Lee, G.	1-4	0-0	1	0	2	0	–
Meyers, D.	1-3	0-0	3	3	2	1	–
Curtis, T.	6-9	0-1	1	1	12	4	–
Nater, S.	0-2	0-0	1	0	0	0	–
Franklin, G.	1-2	0-0	2	0	2	0	–
Carson, V.	0-0	0-0	1	1	0	0	–
Webb, B.	0-1	0-0	0	1	0	0	–
Trgovich, P.	1-2	0-0	0	0	2	0	–
TOTALS	**25-56**	**4-6**	**30**	**6**	**54**	**9**	**200**

Halftime Score – UCLA 23, San Francisco 22. Team Rebounds – San Francisco 4, UCLA 1. Turnovers – San Francisco 13, UCLA 4. Technicals – None. Attendance: 12,705. Officials – Art White, Reggie Copeland.

March 24, 1973 – NCAA Final Four
St. Louis, Mo. (The Arena)

UCLA 70	FG	FT	R	PF	TP	A	MIN
Wilkes, K.	5-10	3-4	6	3	13	1	40
Farmer, L.	3-6	1-2	3	4	7	0	34
Walton, B.	7-12	0-0	17	4	14	9	38
Lee, G.	0-1	0-0	0	0	0	1	6.5
Hollyfield, L.	5-6	0-0	2	1	10	2	26.5
Curtis, T.	9-15	4-7	2	2	22	4	33.5
Meyers, D.	2-3	0-0	5	1	4	0	19.5
Nater, S.	0-0	0-0	0	1	0	0	2
TOTALS	**31-53**	**8-13**	**38**	**16**	**70**	**17**	**200**

INDIANA 59	FG	FT	R	PF	TP	A	MIN
Buckner, Q.	3-10	0-1	5	2	6	4	36
Crews, J.	4-10	0-0	2	3	8	2	29.5
Downing, S.	12-20	2-4	5	5	26	2	30
Green, S.	1-7	0-0	5	2	2	2	25
Ritter, J.	6-10	1-1	2	3	13	6	36.5
Laskowski, J.	1-8	0-0	4	0	2	1	20.5
Smock, T.	0-0	0-0	0	0	0	0	3.5
Noort, D.	0-0	0-0	1	0	0	0	9.5
Wilson, F.	0-0	0-0	0	0	0	0	0.5
Morkis, C.	0-0	0-0	0	0	0	0	0.5
Ahlfield, S.	0-0	0-0	0	0	0	1	0.5
Allen, D.	1-1	0-0	0	0	2	0	0.5
Memering, J.	0-0	0-0	0	0	0	0	0.5
TOTALS	**28-67**	**3-6**	**29**	**16**	**59**	**18**	**200**

Halftime Score – UCLA 40, Indiana 22. Team Rebounds – Indiana 4, UCLA 3. Turnovers – UCLA 18, Indiana 12. Technicals – UCLA: Dave Meyers, Indiana: John Ritter. Attendance: 19,029. Officials – Jim Howell, Joe Shosid.

March 26, 1973 – NCAA Championship Game
St. Louis, Mo. (The Arena)

UCLA 87	FG	FT	R	PF	TP	A	MIN
Wilkes, K.	8-14	0-0	7	2	16	1	39
Farmer, L.	1-4	0-0	2	2	2	0	33
Walton, B.	21-22	2-5	13	4	44	2	33
Lee, G.	1-1	3-3	3	2	5	14	34
Hollyfield, L.	4-7	0-0	3	4	8	9	30
Curtis, T.	1-4	2-2	3	1	4	0	11
Meyers, D.	2-7	0-0	3	1	4	0	10
Nater, S.	1-1	0-0	3	2	2	0	7
Franklin, G.	1-2	0-1	1	0	2	0	1
Carson, V.	0-0	0-0	0	0	0	0	1
Webb, B.	0-0	0-0	0	0	0	0	1
TOTALS	**40-62**	**7-11**	**40**	**18**	**87**	**26**	**200**

MEMPHIS 66	FG	FT	R	PF	TP	A	MIN
Buford, B.	3-7	1-2	3	1	7	1	37.5
Kenon, L.	8-16	4-4	8	3	20	3	33.5
Robinson, R.	3-6	0-1	7	4	6	1	32.5
Laurie, B.	0-1	0-0	0	0	0	2	21.5
Finch, L.	9-21	11-13	1	2	29	2	38
Westfall, W.	0-1	0-0	0	5	0	0	10.5
Cook, B.	1-4	2-2	0	1	4	2	18.5
McKinney, D.	0-0	0-0	0	0	0	0	1
Jones, C.	0-0	0-0	0	0	0	0	4
Tetzlaff, J.	0-0	0-2	0	1	0	0	1
Liss, J.	0-1	0-0	0	0	0	0	1
Andrews, K.	0-0	0-0	0	0	0	0	1
TOTALS	**24-57**	**18-24**	**21**	**17**	**66**	**11**	**200**

Halftime Score – UCLA 39, Memphis 39. Team Rebounds – UCLA 2, Memphis 2. Turnovers – UCLA 17, Memphis 8. Technicals – UCLA: Larry Hollyfield, Memphis: Larry Kenon. Attendance: 19,301. Officials – Jim Howelll, Joe Shosid

March 14, 1974 – NCAA Regional Semifinal
Tucson, Ariz. (McKale Center) – 3-OT

DAYTON 100	FG	FT	R	PF	TP	A	MIN
Sylvester, M.	12-21	12-13	13	4	36	3	54
Elijah, A.	1-4	0-0	4	4	2	2	25.5
Von Lehman, J.	1-4	0-0	0	1	2	0	12
Smith, D.	13-23	2-2	4	2	26	2	55
Davis, J.	7-13	3-7	4	4	17	2	55
Fisher, J.	6-6	3-3	5	4	15	4	43
Testerman, J.	1-3	0-0	3	4	2	1	30.5
TOTALS	**40-74**	**20-25**	**33**	**22**	**199**	**14**	**275**

UCLA 111	FG	FT	R	PF	TP	A	MIN
Meyers, D.	13-25	2-4	14	5	28	1	42
Wilkes, K.	7-15	0-1	7	5	14	1	30.5
Walton, B.	13-23	1-3	19	2	27	2	55
Curtis, T.	0-0	0-0	0	1	0	0	10
Lee, G.	6-10	0-0	3	3	12	2	36
McCarter, A.	4-8	2-3	1	2	10	3	41.5
Johnson, M.	5-8	4-5	5	2	14	1	28
Trgovich, P.	2-6	0-0	0	2	4	0	19
Washington, R.	0-1	0-1	1	0	0	0	2
Franklin, G.	1-1	0-1	0	1	2	0	11
TOTALS	**51-97**	**9-18**	**50**	**23**	**111**	**10**	**275**

Halftime Score – UCLA 48, Dayton 36. End of Regulation – UCLA 80, Dayton 80. End of 1st Overtime – UCLA 88, Dayton 88. End of 2nd Overtime – UCLA 98, Dayton 98. Team Rebounds – UCLA 6, Dayton 5. Turnovers – UCLA 19, Dayton 19. Technicals – None. Attendance: 13,314. Officials – Reggie Copeland, Ralph Stout.

March 16, 1974 – NCAA Regional Final
Tucson, Ariz. (McKale Center)

UCLA 83	FG	FT	R	PF	TP	A	MIN
Curtis, T.	3-7	0-0	2	0	6	0	24
Lee, G.	3-6	2-2	4	0	8	5	35
Walton, B.	7-12	3-5	9	3	17	4	36
Meyers, D.	6-11	0-0	2	3	12	1	25
Wilkes, K.	13-28	1-1	8	0	28	3	34
McCarter, A.	1-2	0-1	2	2	2	2	14
Johnson, M.	2-3	1-2	5	1	5	0	14
Trgovich, P.	0-0	0-0	1	0	0	1	4
Drollinger, R.	0-2	0-0	2	0	0	1	4
Webb, B.	0-0	0-0	1	0	0	0	3
Washington, D.	2-2	0-0	1	1	4	0	3
Franklin, G.	1-1	0-0	0	0	2	0	4
TOTALS	**38-74**	**7-11**	**41**	**10**	**83**	**17**	**200**

SAN FRANCISCO 60	FG	FT	R	PF	TP	A	MIN
Randall, J.	0-6	2-2	7	3	2	0	29
Restani, K.	10-13	0-0	7	1	20	0	37
Fernsten, E.	1-3	1-2	5	5	3	0	28
Smith, P.	9-20	0-0	4	3	18	3	37
Smith. H.	3-4	3-3	3	5	9	0	25
Coleman, R.	0-2	0-0	1	1	0	2	17
Boro, J.	0-3	0-0	1	1	0	3	12
Quanstrom, B.	3-4	0-0	2	0	6	1	6
Redmond, M.	1-3	0-0	0	0	2	0	4
Styles, T.	0-2	0-0	1	0	0	0	3
TOTALS	**27-60**	**6-7**	**33**	**19**	**60**	**9**	**200**

Halftime Score – UCLA 35, San Francisco 23. Team Rebounds – UCLA 4, San Francisco 2. Turnovers – San Francisco 13, UCLA 7. Technicals – N/A. Attendance: 13,658. Officials – Rich Weiler, Reggie Copeland.

March 23, 1974 – NCAA Final Four
Greensboro, N.C. (Greensboro Coliseum) – 2-OT

UCLA 77	FG	FT	R	PF	TP	A	MIN
Meyers, D.	6-9	0-1	8	4	12	1	42
Wilkes, K.	5-12	5-5	7	5	15	0	49
Walton, B.	13-21	3-3	13	2	29	4	50
Curtis, T.	4-8	3-4	5	5	11	2	45
Lee, G.	4-11	0-0	4	2	8	10	50
Johnson, M.	0-3	0-0	0	0	0	0	9
McCarter, A.	1-2	0-0	0	0	2	0	5
TOTALS	**33-71**	**11-13**	**42**	**18**	**77**	**17**	**250**

N.C. STATE 80	FG	FT	R	PF	TP	A	MIN
Towe, M.	4-10	4-4	2	4	12	3	50
Rivers, M.	3-8	1-2	2	3	7	4	50
Thompson, D.	12-25	4-6	10	3	28	2	45
Burleson, T.	9-20	2-6	14	4	20	0	42
Stoddard, T.	4-11	1-2	9	5	9	5	41
Spence, P.	2-3	0-0	5	0	4	1	19
Hawkins, G.	0-0	0-0	0	0	0	0	3
TOTALS	**34-77**	**12-20**	**42**	**19**	**80**	**15**	**250**

Halftime Score – UCLA 35, N.C. State 35. End of Regulation – UCLA 65, N.C. State 65. End of 1st Overtime – UCLA 67, N.C. State 67. Team Rebounds – UCLA 2, N.C. State 2. Turnovers – UCLA 20, N.C. State 13. Technicals – N/A. Attendance: 15,829. Officials – Rich Weiler, Paul Galvin.

March 25, 1974 – NCAA Third Place Game
Greensboro, N.C. (Greensboro Coliseum)

UCLA 78	FG	FT	R	PF	TP	A	MIN
Meyers, D.	3-5	2-2	1	3	8	1	13.5
Wilkes, K.	6-10	0-0	5	0	12	1	20
Walton, B.	3-3	0-3	8	1	6	4	20
Curtis, T.	0-0	0-0	0	0	0	0	4.5
Lee, G.	0-2	0-0	0	2	0	0	4.5
Trgovich, P.	6-9	2-2	2	1	14	2	30
McCarter, A.	1-4	2-2	4	1	4	6	24
Franklin, G.	1-2	0-0	3	1	2	1	12.5
Johnson, M.	2-3	0-2	2	0	4	1	9.5
Drollinger, R.	1-6	5-8	6	4	7	2	21
Washington, R.	4-6	0-1	5	1	8	1	19
Webb, B.	4-7	2-2	0	1	10	0	11
Spillane, J.	0-1	1-2	1	2	1	1	5.5
Olinde, W.	1-1	0-0	2	0	2	0	5
TOTALS	**32-59**	**14-24**	**41**	**17**	**78**	**20**	**200**

KANSAS 61	FG	FT	R	PF	TP	A	MIN
Cook, N.	3-11	3-4	8	4	9	1	33.5
Morningstar, R.	1-7	1-2	6	4	3	2	32.5
Knight, D.	5-10	2-2	5	2	12	1	26
Greenlee, D.	7-12	3-3	3	2	17	2	23
Kivisto, T.	2-5	4-5	3	3	8	5	38
Smith, T.	3-7	0-0	4	4	6	0	19.5
Suttle, R.	2-11	0-0	7	5	4	0	21.5
Von Moore, D.	0-2	0-0	2	0	0	0	3.5
Taynor, D.	1-4	0-0	0	0	2	0	2.5
TOTALS	**24-69**	**13-16**	**41**	**24**	**61**	**11**	**200**

Halftime Score – Kansas 38, UCLA 31. Team Rebounds – Kansas 3, UCLA 2. Turnovers – UCLA 15, Kansas 15. Technicals – UCLA: Ralph Drollinger. Attendance: 15,742. Officials – Rich Weiler, Paul Galvin.

March 15, 1975 – NCAA Regional Quarterfinal
Pullman, Wash. (Performing Arts Coliseum) – OT

UCLA 103	FG	FT	R	PF	TP	A	MIN
Washington, R.	11-14	0-1	17	4	22	3	39
Meyers, D.	9-18	8-10	12	4	26	2	38
Spillane, J.	2-7	0-0	1	1	4	1	8
McCarter, A.	0-7	4-5	2	2	4	7	39
Olinde, W.	0-0	0-0	0	1	0	0	1
Townsend, R.	0-1	0-0	1	0	0	0	0+
Trgovich, P.	8-16	1-2	3	4	17	2	43
Drolllinger, R.	3-3	2-4	3	0	8	1	13
Corliss, C.	0-0	0-0	0	0	0	0	1
Johnson, M.	9-20	4-4	13	4	22	0	43
TOTALS	**42-86**	**19-26**	**59**	**20**	**103**	**16**	**225**

MICHIGAN 91	FG	FT	R	PF	TP	A	MIN
Johnson, J.	3-12	5-7	1	4	11	6	45
Baxter, D.	0-1	0-0	0	0	0	0	0+
Grote, S.	7-15	0-0	9	5	14	4	45
Britt, W.	3-6	2-2	5	5	8	3	38
White, R.	3-7	0-1	6	2	6	0	15
Kupec, C.J.	13-25	2-4	5	3	28	1	45
Robinson, J.	9-16	6-6	7	4	24	0	37
TOTALS	**38-82**	**15-20**	**41**	**23**	**91**	**14**	**225**

Halftime Score – Michigan 50, UCLA 46. End of Regulation – UCLA 87, Michigan 87. Team Rebounds – Michigan 6, UCLA 3. Turnovers – UCLA 10, Michigan 10. Technicals – None. Attendance: 10,150. Officials – Dan Sherwood, Don Stern.

March 20, 1975 – NCAA Regional Semifinal
Portland, Ore. (Portland Memorial Coliseum)

MONTANA 64	FG	FT	R	PF	TP	A	MIN
Hays, E.	13-16	6-7	7	2	32	6	36
Richardson, M.	1-5	0-0	4	4	2	2	35
DeMers, B.	0-2	0-0	0	1	0	0	14
Peck, T.	0-1	0-0	4	1	0	4	31
Smedley, L.	5-12	0-0	5	2	10	0	34
McKenzie, K.	9-22	2-6	10	3	20	2	38
Stambaugh, T.	0-2	0-0	2	0	0	0	8
Blaine, T.	0-1	0-0	0	0	0	1	4
TOTALS	**28-61**	**8-13**	**36**	**13**	**64**	**15**	**200**

UCLA 67	FG	FT	R	PF	TP	A	MIN
Townsend, R.	1-1	0-0	1	0	2	0	2
Trgovich, P.	6-11	4-6	3	3	16	3	37
Washington, R.	7-17	2-2	11	3	16	3	38
Meyers, D.	6-14	0-0	5	1	12	3	36
Drollinger, R.	3-5	2-4	9	3	8	0	24
Corliss, C.	0-1	0-0	0	1	0	0	2
Spillane, J.	0-1	0-0	0	2	0	1	4
McCarter, A.	3-8	0-2	1	1	6	1	34
Johnson, M.	3-7	1-2	6	1	7	2	22
Smtih, G.	0-0	0-0	0	0	0	0	1
TOTALS	**29-65**	**9-16**	**40**	**15**	**67**	**13**	**200**

Halftime Score – UCLA 34, Montana 33. Team Rebounds – UCLA 4, Montana 4. Turnovers – Montana 14, UCLA 12. Technicals – None. Attendance: 9,797. Officials – Bob Workman, Chuck Fouty.

March 22, 1975 – NCAA Regional Final
Portland, Ore. (Portland Memorial Coliseum)

ARIZONA STATE 75	FG	FT	R	PF	TP	A	MIN
Holliman, J.	1-5	1-2	7	3	3	1	23
Moon, M.	2-5	0-0	0	1	4	1	18
White, R.	6-13	3-4	5	5	15	3	34
Hollins, L.	8-22	0-1	0	4	16	6	38
Schrader, J.	4-12	1-2	12	4	9	1	27
Wright, K.	2-4	0-1	3	0	4	0	8
Lloyd, S.	8-13	4-8	9	4	20	0	38
White, G.	0-0	0-0	0	0	0	0	2
Jackson, G.	2-4	0-0	2	2	4	0	12
TOTALS	**33-78**	**9-18**	**40**	**23**	**75**	**12**	**200**

UCLA 89	FG	FT	R	PF	TP	A	MIN
Trgovich, P.	4-14	0-1	4	3	8	5	40
Washington, R.	8-13	0-0	12	5	16	2	34
Meyers, D.	4-15	3-4	13	3	11	3	38
Drollinger, R.	3-4	3-3	3	5	9	0	9
McCarter, A.	2-5	5-8	5	1	9	5	40
Olinde, W.	0-0	1-2	1	1	1	0	2
Johnson, M.	14-20	7-8	12	1	35	3	37
TOTALS	**35-71**	**19-26**	**53**	**19**	**89**	**18**	**200**

Halftime Score – UCLA 46, Arizona State 36. Team Rebounds – UCLA 3, Arizona State 2. Turnovers – UCLA 19, Arizona State 15. Technicals – None. Attendance: 8,534. Officials – Bob Workman, Chuck Fouty.

March 29, 1975 – NCAA Final Four
San Diego, Calif. (San Diego Arena) – OT

LOUISVILLE 74	FG	FT	R	PF	TP	A	MIN
Murphy, A.	14-28	5-7	2	2	33	1	39.5
Cox, W.	5-8	4-11	16	2	14	4	38
Bunton, W.	3-4	1-2	7	2	7	3	35
Bridgeman, J.	4-15	4-4	15	4	12	5	42
Bond, P.	2-6	2-2	3	1	6	8	39
Whitfield, I.	0-0	0-0	1	1	0	0	9.5
Gallon, R.	0-3	0-0	2	2	0	0	11
Brown, D.	1-1	0-0	1	0	2	0	6.5
Wilson, R.	0-0	0-0	0	0	0	0	2
Howard, T.	0-0	0-1	0	0	0	0	2.5
TOTALS	**29-65**	**16-27**	**49**	**14**	**74**	**21**	**225**

UCLA 75	FG	FT	R	PF	TP	A	MIN
Meyers, D.	6-16	4-6	7	3	16	2	44
Johnson, M.	5-10	0-0	11	2	10	1	35.5
Washington, R.	11-19	4-6	8	4	26	2	43
Trgovich, P.	6-12	0-0	2	5	12	3	35.5
McCarter, A.	3-12	0-0	2	2	6	4	45
Drollinger, R.	1-2	1-2	4	5	3	1	14
Olinde, W.	0-0	0-0	0	0	0	0	2
Spillane, J.	1-2	0-0	1	1	2	0	6
TOTALS	**33-73**	**9-14**	**36**	**22**	**75**	**13**	**225**

Halftime Score – Louisville 37, UCLA 33. End of Regulation - UCLA 65, Louisville 65. Team Rebounds – Louisville 2, UCLA 1. Turnovers – Louisville 22, UCLA 14. Technicals – None. Attendance: 15,151. Officials – Hank Nichols, Bob Wortman.

March 31, 1975 – NCAA Championship Game
San Diego, Calif. (San Diego Arena)

UCLA 92	FG	FT	R	PF	TP	A	MIN
Meyers, D.	9-18	6-7	11	4	24	1	40
Johnson, M.	3-9	0-1	7	2	6	1	23.5
Washington, R.	12-23	4-5	12	4	28	3	40
Trgovich, P.	7-16	2-4	5	4	16	4	40
McCarter, A.	3-6	2-3	2	1	8	14	40
Drollinger, R.	4-6	2-5	13	4	10	0	16.5
TOTALS	**38-78**	**16-25**	**50**	**19**	**92**	**23**	**200**

KENTUCKY 85	FG	FT	R	PF	TP	A	MIN
Grevey, K.	13-30	8-10	5	4	34	1	36
Guyette, B.	7-11	2-2	7	3	16	3	24
Robey, R.	1-3	0-0	9	5	2	1	14
Conner, J.	4-12	1-2	5	1	9	6	37.5
Flynn, M.	3-9	4-5	3	4	10	2	25.5
Givens, J.	3-10	2-3	6	3	8	1	24.5
Johnson, L.	0-3	0-0	3	3	0	1	17
Phillips, M.	1-7	2-3	6	4	4	0	16
Hall, D.	1-1	0-0	1	0	2	0	3.5
Lee, J.	0-0	0-0	0	1	0	1	2
TOTALS	**33-86**	**19-25**	**49**	**28**	**85**	**16**	**200**

Halftime Score – UCLA 43, Kentucky 40. Team Rebounds – UCLA 5, Kentucky 4. Turnovers – UCLA 13, Kentucky 13. Technicals – UCLA: Dave Meyers. Attendance: 15,151. Officials – Hank Nichols, Bob Wortman.

March 13, 1976 – NCAA Regional Quarterfinal
Los Angeles, Calif. (Pauley Pavilion)

SAN DIEGO ST. 64	FG	FT	R	PF	TP	A	MIN
Leary, R.	3-7	0-0	1	1	6	4	25
Earle, G.	0-2	0-0	1	1	0	0	4
Delsman, M.	2-4	0-0	2	3	4	2	18
Brown, J.	0-0	0-0	1	0	0	0	1
Copp, S.	8-19	4-5	11	3	20	0	38
Dodd, M.	0-0	0-0	0	0	0	0	1
Kovach, B.	3-11	5-8	6	3	11	1	34
Connelly, W.	5-14	1-2	9	3	11	0	38
Kramer, J.	1-3	0-0	0	0	2	0	5
Bunting, A.	3-13	4-4	5	3	10	2	36
TOTALS	**25-73**	**14-19**	**39**	**17**	**64**	**9**	**200**

UCLA 74	FG	FT	R	PF	TP	A	MIN
Townsend, R.	3-6	0-0	0	2	6	2	33
Washington, R.	10-15	5-5	8	3	25	4	36
Vroman, B.	0-0	0-0	2	2	0	0	4
Greenwood, D.	1-3	2-2	3	4	4	1	22
Drollinger, R.	2-4	0-0	7	4	4	1	14
Spillane, J.	1-2	0-0	1	2	2	1	10
McCarter, A.	4-9	2-5	5	0	10	2	38
Olinde, W.	0-0	0-0	0	0	0	0	1
Johnson, M.	7-9	5-6	9	4	19	2	35
Smith, G.	2-7	0-0	1	1	4	1	7
TOTALS	**30-55**	**14-18**	**43**	**22**	**74**	**14**	**200**

Halftime Score – UCLA 35, San Diego State 32. Team Rebounds – UCLA 7, San Diego State 3. Turnovers – UCLA 19, San Diego State 11. Technicals – None. Attendance: 9,100. Officials – Charles Fouty, Ben Dreith.

March 18, 1976 – NCAA Regional Semifinal
Los Angeles, Calif. (Pauley Pavilion)

UCLA 70	FG	FT	R	PF	TP	A	MIN
Washington, R.	7-18	2-5	6	2	16	4	37
Johnson, M.	6-14	6-6	10	3	18	2	39
Greenwood, D.	5-9	0-0	7	5	10	0	24
McCarter, A.	2-4	0-0	2	1	4	7	39
Townsend, R.	4-6	0-0	4	2	8	3	37
Drollinger, R.	4-7	0-0	6	5	8	2	14
Smith, G.	3-4	0-2	0	0	6	0	4
Spillane, J.	0-0	0-0	0	0	0	0	4
Vroman, B.	0-0	0-0	1	1	0	0	2
TOTALS	**31-62**	**9-13**	**34**	**21**	**51**	**10**	**200**

PEPPERDINE 61	FG	FT	R	PF	TP	A	MIN
Matson, O.	4-9	2-3	5	5	10	3	34
Skophammer, D.	4-11	0-0	9	4	8	2	39
Leite, M.	4-14	8-10	8	3	16	1	40
Williams, F.	4-10	2-2	0	3	10	2	38
Johnson, D.	7-14	2-5	6	2	16	0	39
Dallmar, H.	0-0	0-0	2	1	0	0	3
Goorjian, B.	0-0	0-0	0	0	0	0	3
Ellis, R.	0-0	1-2	2	0	1	0	4
TOTALS	**23-58**	**15-22**	**36**	**18**	**61**	**8**	**200**

Halftime Score – UCLA 40, Pepperdine 35. Team Rebounds – Pepperdine 4, UCLA 0. Turnovers – Pepperdine 20, UCLA 12. Technicals – None. Attendance: 12,712. Officials – Paul Galvan, Charles Fouty.

March 20, 1976 – NCAA Regional Final
Los Angeles, Calif. (Pauley Pavilion)

UCLA 82	FG	FT	R	PF	TP	A	MIN
Washington, R.	11-24	0-0	10	2	22	4	37
Townsend, R.	7-12	2-4	3	1	16	4	37
Johnson, M.	7-14	0-0	7	4	14	4	37
McCarter, A.	4-7	1-2	3	0	9	5	37
Greenwood, D.	4-8	2-2	4	2	10	1	26
Drollinger, R.	1-5	1-3	6	3	3	0	12
Spillane, J.	1-1	0-0	0	1	2	0	4
Holland, B.	2-2	0-0	0	0	4	0	2
Smith, G.	1-1	0-0	1	0	2	0	2
Vroman, B.	0-0	0-1	1	0	0	0	2
Hamilton, R.	0-0	0-0	0	0	0	0	2
Olinde, W.	0-0	0-0	0	0	0	0	2
TOTALS	**38-74**	**6-12**	**35**	**13**	**82**	**18**	**200**

ARIZONA 66	FG	FT	R	PF	TP	A	MIN
Harris, H.	9-19	0-0	1	3	18	4	37
Taylor, P.	7-12	0-0	7	3	14	1	37
Fleming, A.	6-17	2-3	16	4	14	5	37
Elliott, R.	4-9	2-3	6	2	10	2	36
Rappis, J.	1-8	2-2	2	3	4	2	34
Gladney, J.	1-2	0-0	1	1	2	1	4
Maxey, S.	0-1	2-2	0	0	2	1	3
Myles, G.	0-0	0-0	1	0	0	0	3
Gordy, L.	0-0	0-0	0	0	0	0	3
Jung, B.	0-0	0-0	0	0	0	0	2
Demic, L.	1-1	0-0	1	0	2	0	1
Marshall, T.	0-0	0-0	0	1	0	1	1
Aleksa, R.	0-0	0-0	0	0	0	0	1
Harrison, G.	0-0	0-0	0	1	0	0	1
TOTALS	**29-69**	**8-10**	**35**	**18**	**66**	**17**	**200**

Halftime Score – UCLA 38, Arizona 35. Team Rebounds – UCLA 8, Arizona 8. Turnovers – N/A. Technicals – N/A. Attendance: 12,439. Officials – Paul Galvan, Charles Fouty.

March 27, 1976 – NCAA Final Four
Philadelphia, Pa. (The Spectrum)

UCLA 51	FG	FT	R	PF	TP	A	MIN
Washington, R.	6-15	3-4	8	3	15	3	38
Johnson, M.	6-10	0-1	6	2	12	0	36
Townsend, R.	2-10	0-0	3	1	4	2	36
McCarter, A.	2-9	0-0	4	5	4	3	27
Greenwood, D.	2-5	1-2	10	2	5	0	26
Smith, G.	3-4	0-0	0	3	6	0	9
Drollinger, R.	0-3	2-2	1	3	2	0	8
Spillane, J.	0-2	0-0	1	0	0	2	7
Hamilton, R.	0-1	1-2	0	0	1	0	4
Holland, B.	0-2	0-0	0	0	0	0	4
Vroman, B.	0-0	0-0	1	2	0	0	3
Lippert, C.	0-0	2-2	0	0	2	0	1
Olinde, W.	0-0	0-0	0	0	0	0	1
TOTALS	**21-61**	**9-13**	**34**	**21**	**51**	**10**	**200**

INDIANA 65	FG	FT	R	PF	TP	A	MIN
May, S.	5-16	4-6	4	2	14	5	40
Buckner, Q.	6-14	0-1	3	3	12	2	40
Benson, K.	6-15	4-6	9	4	16	0	38
Wilkerson, B.	1-5	3-4	19	3	5	7	38
Abernethy, T.	7-8	0-1	6	3	14	2	33
Crews, J.	1-1	2-3	3	0	4	3	11
TOTALS	**26-59**	**13-21**	**44**	**15**	**65**	**19**	**200**

Halftime Score – Indiana 34, UCLA 26. Team Rebounds – UCLA 5, Indiana 2. Turnovers – N/A. Technicals – N/A. Attendance: 17,540. Officials – Irv Brown, Jim Bain.

March 29, 1976 – NCAA Third Place Game
Philadelphia, Pa. (The Spectrum)

UCLA 106	FG	FT	R	PF	TP	A	MIN
Washington, R.	5-8	1-2	0	4	11	2	22
Greenwood, D.	2-4	1-2	8	5	5	0	18.5
Drollinger, R.	6-8	0-0	16	5	12	3	29.5
McCarter, A.	11-19	4-4	5	1	26	11	40
Johnson, M.	11-21	8-12	18	11	30	6	40
Townsend, R.	3-7	2-2	2	3	8	2	22
Smith, G.	3-9	2-2	4	2	8	0	15
Spillane, J.	2-3	0-0	0	1	4	0	7
Olinde, W.	1-1	0-0	1	0	2	1	4
Vroman, R.	0-0	0-0	1	0	2	1	2
TOTALS	**44-80**	**18-24**	**57**	**23**	**106**	**25**	**200**

RUTGERS 92	FG	FT	R	PF	TP	A	MIN
Sellers, P.	8-21	7-10	12	3	23	3	32
Copeland, H.	9-19	0-2	13	3	18	4	38
Bailey, J.	3-10	1-1	5	2	7	1	22.5
Jordan, E.	4-16	0-2	4	3	8	7	39
Dabney, M.	9-18	3-5	5	3	21	4	31
Anderson, A.	4-13	5-6	4	2	13	2	27.5
Conlin, M.	0-0	0-0	0	0	0	0	1
Hefele, S.	1-3	0-0	5	4	2	0	9
TOTALS	**38-100**	**16-27**	**53**	**20**	**92**	**21**	**200**

Halftime Score – UCLA 57, Rutgers 49. Team Rebounds – Rutgers 5, UCLA 2. Turnovers – UCLA 26, Rutgers 19. Technicals – Rutgers: Mike Dabney. Attendance: 17,540. Officials – Charles Fouty, Jim Bain.

March 12, 1977 – NCAA Regional Quarterfinal
Pocatello, Idaho (Minidome)

LOUISVILLE 79	FG	FT	R	PF	TP	A	MIN
Cox, W.	8-14	7-11	12	3	23	2	35
Williams, L.	7-13	0-0	7	5	14	2	32
Gallon, R.	1-5	2-2	5	1	4	1	29
Wilson, R.	3-10	0-0	1	5	6	2	23
Bond, P.	4-10	2-2	5	3	10	14	37
Brown, D.	0-0	0-0	0	0	0	0	1
Branch, T.	0-1	0-0	0	1	0	0	2
Turner, B.	3-5	2-3	1	0	8	1	24
Barmon, B.	0-0	0-0	0	0	0	0	0+
Griffith, D.	6-10	2-6	6	4	14	1	17
TOTALS	**32-68**	**15-24**	**46**	**22**	**79**	**23**	**200**

UCLA 87	FG	FT	R	PF	TP	A	MIN
Johnson, M.	7-14	3-4	14	3	17	2	40
Greenwood, D.	2-8	4-4	7	3	8	2	24
Sims, G.	2-3	0-0	3	0	4	0	16
Hamilton, R.	4-6	3-3	2	1	11	2	17
Spillane, J.	4-12	8-10	4	2	16	6	34
Holland, B.	7-12	2-3	3	1	16	3	14
Townsend, R.	1-6	0-0	0	1	2	2	15
Vroman, B.	2-3	5-5	2	4	9	0	12
Olinde, W.	0-0	0-0	1	0	0	2	9
Vandeweghe, K.	2-4	0-1	2	1	4	1	19
TOTALS	**31-68**	**25-30**	**45**	**16**	**87**	**20**	**200**

Halftime Score – UCLA 39, Louisville 36. Team Rebounds – Louisville 9, UCLA 7. Turnovers – Louisville 19, UCLA 16. Technicals – None. Attendance: 10,897. Officials – James Hernjak, Orlando Palesse.

March 17, 1977 – NCAA Regional Semifinal
Provo, Utah (Marriott Center)

IDAHO STATE 76	FG	FT	R	PF	TP	A	MIN
Griffin, G.	4-14	4-4	8	4	12	2	33
Cook, J.	4-10	0-0	14	4	8	2	32
Hayes, S.	11-20	5-7	12	3	27	0	39
Thompson, E.	4-10	6-8	4	3	14	5	40
Goold, S.	1-4	0-0	1	2	2	2	11
Wheeler, E.	0-2	4-4	1	2	4	5	29
Robinson, B.	4-7	0-0	5	0	8	2	10
Wilson, P.	0-2	1-2	1	1	1	0	7
TOTALS	**28-69**	**20-25**	**55**	**19**	**76**	**18**	**200**

UCLA 75	FG	FT	R	PF	TP	A	MIN
Hamilton, R.	5-14	1-3	6	5	11	2	31
Sims, G.	0-1	0-0	2	1	0	0	6
Greenwood, D.	10-23	0-2	14	4	20	2	40
Spillane, J.	2-8	0-0	1	5	4	4	25
Johnson, M.	7-14	7-8	13	3	21	0	39
Vroman, B.	1-2	0-0	0	1	2	0	8
Holland, B.	3-10	3-4	0	2	9	1	15
Vandeweghe, K.	3-8	0-0	2	1	6	3	23
Townsend, R.	1-2	0-0	0	1	2	3	10
Olinde, W.	0-1	0-0	1	0	0	0	1
Wilkes, J.	0-0	0-0	0	1	0	0	2
TOTALS	**32-83**	**11-17**	**48**	**24**	**75**	**15**	**200**

Halftime Score – UCLA 38, Idaho State 32. Team Rebounds – UCLA 9, Idaho State 9. Turnovers – Idaho State 16, UCLA 12. Technicals: None. Attendance: 21,639. Officials – Hank Nichols, Lenny Wirtz.

March 11, 1978 – NCAA Regional Quarterfinal
Eugene, Ore. (McArthur Court)

KANSAS 76	FG	FT	R	PF	TP	A	MIN
Koenig, K.	4-6	0-0	6	5	8	2	25
Mokeski, P.	9-15	0-2	12	4	18	0	32
Johnson, C.	7-11	1-3	1	5	15	4	37
Douglas, J.	5-17	4-6	7	4	14	1	35
Valentine, D.	5-14	1-2	3	5	11	4	29
Fowler, W.	0-4	0-0	0	2	0	1	9
Gibson, M.	0-0	0-0	0	0	0	1	1
Von Moore, D.	3-8	2-4	4	4	8	3	21
Sanders, B.	1-1	0-0	0	0	2	1	5
Anderson, S.	0-0	0-0	1	1	0	0	6
TOTALS	**34-76**	**8-17**	**38**	**40**	**76**	**16**	**200**

UCLA 83	FG	FT	R	PF	TP	A	MIN
Greenwood, D.	7-15	0-1	10	3	14	2	39
Wilkes, J.	0-3	5-6	3	0	5	2	23
Sims, G.	1-2	0-0	3	2	2	0	10
Hamilton, R.	6-16	11-18	7	3	23	10	40
Townsend, R.	8-12	6-6	5	2	22	4	40
Allums, D.	2-4	2-2	11	3	6	1	30
Vandeweghe, K.	4-7	3-6	6	1	11	0	18
TOTALS	**28-59**	**27-39**	**47**	**14**	**83**	**19**	**200**

Halftime Score – Kansas 45, UCLA 42. Team Rebounds – Kansas 4, UCLA 2. Turnovers – UCLA 15, Kansas 13. Technicals – None. Attendance: 9,141. Officials – Reggie Copeland, Mickey Crowley.

March 16, 1978 – NCAA Regional Semifinal
Albuquerque, N.M. (Johnson Gym)

UCLA 70	FG	FT	R	PF	TP	A	MIN
Greenwood, D.	8-13	1-4	4	5	17	2	39
Wilkes, J.	3-5	0-0	0	5	6	1	21
Sims, G.	0-1	0-0	4	2	0	1	13
Townsend, R.	1-11	0-0	2	2	2	2	26
Hamilton, R.	9-16	1-2	1	4	19	6	36
Holland, B.	4-9	0-0	0	2	8	2	20
Allums, D.	6-7	0-2	10	4	12	0	27
Thomas, M.	1-1	0-0	2	0	2	0	1
Vandeweghe, K.	2-4	0-0	4	0	4	0	17
TOTALS	**34-67**	**2-8**	**30**	**24**	**70**	**14**	**200**

ARKANSAS 74	FG	FT	R	PF	TP	A	MIN
Counce, J.	0-1	2-2	3	0	2	3	39
Delph, M.	11-14	1-1	10	2	23	0	40
Schall, S.	4-7	0-0	2	4	8	1	20
Brewer, R.	5-14	8-10	5	0	18	5	40
Moncrief, S.	7-13	7-13	11	3	21	1	39
Zann, A.	1-1	0-0	2	3	2	1	21
Reed, U.	0-0	0-2	0	0	0	0	1
TOTALS	**30-74**	**11-17**	**38**	**19**	**71**	**18**	**200**

Halftime Score – Arkansas 42, UCLA 29. Team Rebounds – Arkansas 3, UCLA 3. Turnovers – Arkansas 16, UCLA 13. Technicals: None. Attendance: 17,750. Officials – Henry Nichols, Charles Fouty.

March 11, 1979 – NCAA Second Round
Los Angeles, Calif. (Pauley Pavilion)

PEPPERDINE 71	FG	FT	R	PF	TP	A	MIN
Matson	6-13	2-3	9	2	14	0	39
Ramsey	1-5	0-0	3	3	2	0	33
Ellis	4-10	2-4	12	2	10	1	33
Brown	12-25	3-4	1	4	27	3	38
Fuller	2-10	6-8	6	3	10	6	32
Graebe	0-2	2-2	1	1	2	1	14
Scott	3-4	0-0	0	3	6	0	11
TOTALS	**28-69**	**15-21**	**36**	**18**	**71**	**11**	**200**

UCLA 76	FG	FT	R	PF	TP	A	MIN
Greenwood, D.	9-18	0-0	10	3	18	1	34
Vandeweghe, K.	4-5	0-0	3	3	8	1	27
Sims, G.	4-6	0-0	7	2	8	0	21
Holland, B.	4-10	6-6	2	2	14	6	39
Hamilton, R.	5-12	4-8	2	2	14	7	38
Allums, D.	2-5	0-0	7	2	4	0	14
Wilkes, J.	4-5	0-0	6	4	8	1	24
Naulls, T.	1-1	0-0	0	0	2	0	3
TOTALS	**33-62**	**10-14**	**38**	**18**	**76**	**16**	**200**

Halftime Score – Pepperdine 38, UCLA 36. Team Rebounds – Pepperdine 4, UCLA 1. Turnovers – UCLA 17, Pepperdine 11. Technicals – Pepperdine: Coach. Attendance: 12,181. Officials – Reggie Copeland, Jim Bain, Bob Burson.

March 15, 1979 – NCAA Regional Semifinal
Provo, Utah (Marriott Center)

UCLA 99	FG	FT	R	PF	TP	A	MIN
Greenwood, D.	6-11	7-8	5	3	19	3	38
Vandeweghe, K.	5-12	1-1	13	2	11	1	39
Sims, G.	0-1	0-0	0	4	0	0	5
Holland, B.	11-18	0-0	2	1	22	6	39
Hamilton, R.	15-20	6-9	4	2	36	7	39
Allums, D.	0-1	0-0	3	4	0	1	11
Wilkes, J.	4-5	0-1	3	1	8	2	25
Sanders, M.	0-0	0-0	0	0	0	0	1
Thomas, M.	0-1	0-0	0	0	0	1	1
Kelly, R.	0-0	0-0	0	0	0	0	1
Naulls, T.	1-1	1-2	1	0	3	0	1
TOTALS	**42-70**	**15-21**	**37**	**17**	**99**	**21**	**200**

SAN FRANCISCO 81	FG	FT	R	PF	TP	A	MIN
Jemison, D.	2-5	0-0	8	5	4	0	26
Bowers, B.	2-4	0-0	5	2	4	1	28
Cartwright, B.	12-18	10-12	9	4	34	1	35
Williams, G.	5-12	2-6	2	4	12	3	37
Reid, B.	5-10	3-4	2	4	13	4	34
Bryant, W.	5-9	0-0	4	1	10	1	20
Cornelious, D.	0-0	0-0	0	1	0	3	5
DeLoatch, M.	0-2	0-0	0	0	0	0	6
McAlister, K.	1-3	0-0	1	0	2	0	7
Gilberg, E.	1-1	0-0	0	1	2	1	2
TOTALS	**33-65**	**15-22**	**36**	**22**	**81**	**14**	**200**

Halftime Score – San Francisco 43, UCLA 41. Team Rebounds – UCLA 6, San Francisco 5. Turnovers – San Francisco 16, UCLA 11. Technicals – None. Attendance: 15,139. Officials – Roy Clymer, Joseph Silverster, Ron Spitler.

March 17, 1979 – NCAA Regional Final
Provo, Utah (Marriott Center)

UCLA 91	FG	FT	R	PF	TP	A	MIN
Greenwood, D.	17-24	3-4	10	4	37	2	40
Vandeweghe, K.	7-17	3-3	9	2	17	1	37
Sims, G.	0-0	0-0	2	0	0	0	12
Holland, B.	6-15	7-8	2	4	19	2	36
Hamilton, R.	8-12	0-2	2	4	16	10	40
Wilkes, J.	1-3	0-0	3	5	2	1	12
Naulls, T.	0-0	0-0	0	1	0	0	5
Allums, D.	0-0	0-0	1	4	0	1	6
Sanders, M.	0-0	0-0	0	1	0	0	1
Thomas, M.	0-2	0-0	1	2	0	0	11
TOTALS	**39-73**	**13-17**	**35**	**27**	**91**	**17**	**200**

DEPAUL 95	FG	FT	R	PF	TP	A	MIN
Aquirre, M.	9-16	2-3	3	3	20	2	40
Watkins, C.	9-10	6-6	8	4	24	3	39
Mitchem, J.	6-10	2-5	9	2	14	1	40
Garland, G.	10-20	4-4	8	3	24	8	40
Bradshaw, C.	3-8	7-11	5	4	13	7	40
Nikitas, C.	0-0	0-0	0	0	0	1	1
Madey, W.	0-0	0-0	0	0	0	0	0
TOTALS	**37-64**	**21-29**	**38**	**16**	**95**	**22**	**200**

Halftime Score – DePaul 51, UCLA 34. Team Rebounds – UCLA 6, DePaul 5. Turnovers – UCLA 18, DePaul 18. Technicals – None. Attendance: 13,126. Officials – Joe Silvester, Roy Clymer, Lenny Wirtz.

March 7, 1980 – NCAA First Round
Tempe, Ariz. (University Athletic Center)

OLD DOMINION 74	FG	FT	R	PF	TP	A	MIN
McAdoo, R.	11-17	3-3	12	4	25	0	35
Valentine, R.	5-19	4-5	2	5	14	1	33
West, M.	0-0	0-0	5	4	0	3	19
Mann, B.	2-10	2-2	7	2	6	2	31
Robinson, G.	0-5	0-0	1	4	0	2	21
Vaughan, B.	6-10	3-5	3	4	15	2	23
Branch, T.	4-12	0-0	2	4	8	1	25
Southerland, T.	0-0	0-0	0	0	0	0	1
Haitchcock, B.	0-1	2-2	2	1	2	0	5
Griekspoor, E.	0-0	0-0	0	0	0	0	1
Kragtwijk, B.	2-3	0-0	1	1	4	0	6
TOTALS	**30-76**	**14-17**	**39**	**29**	**74**	**11**	**200**

UCLA 87	FG	FT	R	PF	TP	A	MIN
Vandeweghe, K.	11-20	12-16	9	2	34	2	39
Wilkes, J.	5-8	5-6	6	3	15	5	30
Sanders, M.	4-9	3-3	18	3	11	7	38
Foster, R.	4-6	3-3	0	5	11	3	29
Holton, M.	3-6	6-7	1	3	12	2	34
Daye, D.	2-4	0-0	1	1	4	1	16
Pruitt, C.	0-2	0-0	1	1	0	0	7
Anderson, T.	0-1	0-0	1	1	0	0	7
TOTALS	**29-56**	**29-35**	**39**	**19**	**87**	**20**	**200**

Halftime Score – UCLA 36, Old Dominion 28. Team Rebounds – Old Dominion 4, UCLA 2. Turnovers – UCLA 23, Old Dominion 18. Technicals – Old Dominion: Tommy Branch (2). Attendance: 9,250. Officials – Ron Spitler, John Clougherty, Lenny Wirtz.

March 9, 1980 – NCAA Second Round
Tempe, Ariz. (University Athletic Center)

UCLA 77	FG	FT	R	PF	TP	A	MIN
Wilkes, J.	4-6	2-3	2	5	10	0	29
Vandeweghe, K.	6-11	1-1	9	1	13	3	40
Sanders, M.	6-12	3-4	12	3	15	1	31
Foster, R.	9-17	0-0	0	1	18	1	39
Holton, M.	3-5	2-2	6	2	8	2	39
Daye, D.	0-0	0-0	0	1	0	0	3
Allums, D.	1-3	1-2	2	0	3	0	7
Pruitt, C.	1-3	8-8	0	2	10	0	12
TOTALS	**30-56**	**17-20**	**37**	**15**	**77**	**7**	**200**

DEPAUL 71	FG	FT	R	PF	TP	A	MIN
Aquirre, M.	8-18	3-6	9	3	19	4	40
Mitchem, J.	0-4	0-0	3	2	0	2	20
Cummings, J.	9-16	5-5	8	4	23	1	40
Bradshaw, C.	5-12	3-6	6	2	13	7	40
Dillard, S.	7-14	0-0	2	4	14	1	40
Grubbs, T.	1-10	0-0	3	4	2	3	20
TOTALS	**30-74**	**11-17**	**38**	**19**	**71**	**18**	**200**

Halftime Score – UCLA 34, DePaul 32. Team Rebounds – DePaul 7, UCLA 6. Turnovers – UCLA 15, DePaul 9. Technicals – UCLA: head coach Larry Brown. Attendance: 14,468. Officials – Hank Nichols, Dan Wooldridge, Elbert Fieldman.

March 13, 1980 – NCAA Regional Semifinal
Tucson, Ariz. (McKale Center)

UCLA 72	FG	FT	R	PF	TP	A	MIN
Wilkes, J.	1-6	6-8	9	2	8	2	31
Vandeweghe, K.	3-13	6-6	5	2	12	2	35
Sanders, M.	7-11	5-6	8	4	19	1	37.5
Foster, R.	6-11	7-8	4	3	19	2	35.5
Holton, M.	0-2	0-1	2	0	0	0	25
Allums, D.	0-2	0-0	1	2	0	0	7
Daye, D.	4-6	2-4	4	1	10	0	21.5
Pruitt, C.	1-1	2-2	0	0	4	0	7.5
TOTALS	**22-52**	**28-35**	**34**	**14**	**72**	**7**	**200**

OHIO STATE 68	FG	FT	R	PF	TP	A	MIN
Smith, J.	1-3	0-2	4	2	2	2	18.5
Kellogg, C.	6-10	0-0	8	5	12	2	33
Williams, H.	5-12	0-2	10	2	10	0	40
Ransey, K.	13-23	3-3	4	5	29	2	39.5
Scott, C.	2-3	2-2	3	5	6	5	28
Hall, A.	1-1	0-0	2	4	2	1	11
Ellinghausen, J.	2-2	0-0	0	1	4	0	10
Huggins, L.	0-0	1-2	0	0	1	0	5.5
Penn, T.	1-2	0-0	0	2	2	1	7.5
Miller, M.	0-1	0-0	0	1	0	0	7
TOTALS	**31-57**	**6-10**	**31**	**27**	**68**	**13**	**200**

Halftime Score – UCLA 35, Ohio State 31. Team Rebounds – UCLA 1, Ohio State 0. Turnovers – Ohio State 18, UCLA 14. Technicals – None. Attendance: 7,670. Officials – Hank Nichols, Don Shea, Larry Lembo.

March 15, 1980 – NCAA Regional Final
Tucson, Ariz. (McKale Center)

UCLA 85	FG	FT	R	PF	TP	A	MIN
Wilkes, J.	0-4	2-2	4	4	2	0	20.5
Vandeweghe, K.	7-10	8-11	9	3	22	4	38.5
Sanders, M.	7-12	8-8	10	4	22	4	35
Foster, R.	6-13	0-0	1	4	12	3	35.5
Holton, M.	2-3	2-4	2	2	6	2	28
Daye, D.	2-4	3-4	3	2	7	0	18
Allums, D.	2-2	2-3	3	2	6	0	6
Pruitt, C.	3-5	0-1	3	1	6	4	18
Arrillaga, R.	1-2	0-0	0	0	2	0	0.5
TOTALS	**30-54**	**25-33**	**40**	**21**	**85**	**17**	**200**

CLEMSON 74	FG	FT	R	PF	TP	A	MIN
Nance, L.	5-12	3-4	6	4	13	0	31
Wyatt, H.	2-3	0-0	5	5	4	0	22
Campbell, J.	2-3	1-2	3	2	5	1	16
Conrad, B.	2-6	5-7	1	5	9	7	28
Williams, B.	9-19	0-0	3	3	18	2	32
Gilliam, F.	5-11	3-4	9	3	13	5	28.5
Wiggins, M.	2-7	0-2	3	3	4	0	18.5
Dodds, C.	3-6	2-2	2	1	8	4	23.5
Ross, B.	0-0	0-0	0	0	0	0	0.5
TOTALS	**30-67**	**14-21**	**34**	**26**	**74**	**19**	**200**

Halftime Score – UCLA 46, Clemson 35. Team Rebounds – UCLA 5, Clemson 2. Turnovers – UCLA 18, Clemson 15. Technicals – None. Attendance: 6,355. Officials – Larry Lembo, Hank Nichols, Jody Silvester.

March 22, 1980 – NCAA Final Four
Indianapolis, Ind. (Market Square Arena)

PURDUE 62	FG	FT	R	PF	TP	A	MIN
Morris, D.	5-14	2-2	6	2	12	2	30
Hallman, A.	1-7	0-0	7	4	2	1	33
Carroll, J.	8-14	1-4	8	3	17	1	40
Edmonson, K.	9-16	5-6	3	3	23	1	37.5
Walker, B.	1-3	4-5	1	4	6	5	36.5
Stallings, K.	0-0	0-0	0	0	0	0	1
Scearce, M.	0-2	0-0	3	0	0	0	4.5
Barnes, R.	1-1	0-0	0	1	2	0	6
Walker, S.	0-1	0-0	1	4	0	2	12.5
TOTALS	**25-58**	**12-17**	**32**	**21**	**62**	**12**	**200**

UCLA 67	FG	FT	R	PF	TP	A	MIN
Wilkes, J.	2-2	0-0	1	5	4	0	8
Vandeweghe. K.	9-12	6-6	5	1	24	2	40
Sanders, M.	3-7	6-6	6	2	12	1	38
Foster, R.	4-7	1-2	3	5	9	1	23
Holton, M.	1-3	2-2	1	1	4	2	32.5
Allums, D.	0-0	0-2	4	3	0	2	16
Daye, D.	1-5	4-5	3	2	6	3	24.5
Sims, G.	0-3	0-0	3	1	0	0	2
Pruitt, C.	3-7	2-2	1	1	8	0	16
TOTALS	**23-46**	**22-25**	**30**	**21**	**67**	**11**	**200**

Halftime Score – UCLA 33, Purdue 25. Team Rebounds – Purdue 3, UCLA 3. Turnovers – UCLA 16, Purdue 15. Technicals – None. Attendance: 16,637. Officials – Robert Rhodes, Robert Herrold, Rich Weiler.

March 24, 1980 – NCAA Championship Game
Indianapolis, Ind. (Market Square Arena)

UCLA 54	FG	FT	R	PF	TP	A	MIN
Wilkes, J.	1-4	0-0	6	3	2	0	24.5
Vandeweghe, K.	4-9	6-6	7	3	14	0	36.5
Sanders, M.	4-10	2-4	6	4	10	0	34
Foster, R.	6-15	4-4	1	3	16	5	38
Holton, M.	1-3	2-2	2	2	4	3	29
Pruitt, C.	2-8	2-2	6	2	6	1	16
Daye, D.	1-3	0-0	1	1	2	2	13
Allums, D.	0-0	0-0	2	0	0	0	4
Anderson, T.	0-0	0-0	0	0	0	0	5
TOTALS	**19-52**	**16-18**	**34**	**18**	**54**	**11**	**200**

LOUISVILLE 59	FG	FT	R	PF	TP	A	MIN
Brown, W.	4-12	0-2	7	3	8	3	34
Smith, D.	3-9	3-4	5	2	9	1	36
McCray, R.	2-4	3-4	11	4	7	2	36
Eaves, J.	4-7	0-2	3	3	8	3	30
Griffith, D.	9-16	5-8	2	3	23	3	38
Burkman, R.	0-1	0-0	1	4	0	1	11
Wright, P.	2-4	0-0	4	1	4	0	12
Branch, T.	0-0	0-0	0	0	0	0	3
TOTALS	**24-53**	**11-20**	**36**	**20**	**59**	**13**	**200**

Halftime Score – UCLA 28, Louisville 26. Team Rebounds – UCLA 3, Louisville 3. Turnovers – Louisville 17, UCLA 16. Technicals – None. Attendance: 16,637. Officials – Rich Weiler, Larry Lembo, Henry Nichols.

March 14, 1981 – NCAA Second Round
Providence, R.I. (Providence Civic Center)

BYU 78	FG	FT	R	PF	TP	A	MIN
Roberts, F.	6-12	5-5	7	4	17	2	38
Trumbo, S.	2-7	0-0	13	3	4	2	31
Kite, G.	4-7	4-7	11	2	12	1	37
Ainge, D.	14-22	9-10	4	4	37	4	39
Craig, S.	4-10	0-0	1	1	8	7	36
Christensen, C.	0-0	0-0	0	0	0	0	1
Ballif, G.	0-1	0-0	1	1	0	0	4
Saarelainin, T.	0-4	0-0	0	2	0	0	11
Furniss, G.	0-1	0-0	3	0	0	0	2
McGuire, D.	0-1	0-0	0	0	0	0	1
TOTALS	**30-65**	**18-22**	**43**	**17**	**78**	**16**	**200**

UCLA 55	FG	FT	R	PF	TP	A	MIN
Sanders, M.	7-12	0-0	6	4	14	2	30
Daye, D.	6-14	0-1	6	2	12	3	27
Pruitt, C.	3-8	2-2	6	5	8	1	27
Jackson, R.	0-5	2-2	3	2	2	6	34
Holton, M.	5-14	0-0	2	4	10	1	33
Foster, R.	1-5	0-0	3	2	2	1	14
Sears, D.	0-0	2-4	4	0	2	0	12
Anderson, T.	0-0	1-2	2	0	1	0	8
Fields, K.	1-7	2-3	3	4	4	0	15
TOTALS	**23-65**	**9-14**	**36**	**23**	**55**	**14**	**200**

Halftime Score – BYU 31, UCLA 22. Team Rebounds – BYU 3, UCLA 0. Turnovers – BYU 17, UCLA 15. Technicals – None. Attendance: 12,823. Officials – Phil Robinson, Jim Burch, Ron Splitter.

March 19, 1983 – NCAA Second Round
Boise, Idaho (BSU Pavilion)

UTAH 67	FG	FT	R	PF	TP	A	MIN
Williams, P.	8-16	2-3	8	3	18	3	40
Mannion, P.	5-8	8-9	5	3	18	10	40
Winans, C.	3-3	1-4	0	4	7	0	29
Hendriz, M.	2-5	2-4	0	1	6	3	37
Robinson, A.	9-10	0-0	1	2	18	0	28
Furgis, G.	0-0	0-0	0	1	0	3	15
McLaughlin, T.	0-0	0-0	0	1	0	0	4
Cecil, D.	0-1	0-0	1	1	0	0	7
TOTALS	**27-43**	**13-20**	**26**	**16**	**67**	**19**	**200**

UCLA 61	FG	FT	R	PF	TP	A	MIN
Daye, D.	4-9	1-2	6	3	9	1	31
Fields, K.	7-16	4-6	6	3	18	1	38
Wright, B.	1-1	0-0	1	3	2	0	10
Jackson, R.	2-5	0-0	3	1	4	4	26
Foster, R.	4-12	6-6	2	3	14	3	31
Holton, M.	2-4	0-0	0	4	4	0	24
Miguel, N.	1-3	4-4	3	1	6	2	22
Gray, S.	2-5	0-0	4	0	4	0	18
TOTALS	**23-55**	**15-18**	**28**	**18**	**61**	**11**	**200**

Halftime Score – UCLA 34, Utah 32. Team Rebounds – UCLA 3, Utah 2. Turnovers – UCLA 9, Utah 9. Technicals – None. Attendance: 12,177. Officials – Larry Lembo, Tom O'Neal, John Moreom.

March 12, 1987 – NCAA Second Round
Salt Lake City, Utah (Special Events Center)

CENT. MICHIGAN 73	FG	3FG	FT	R	PF	TP	A	MIN
Murray, J.	6-13	0-1	1-2	3	1	13	1	31
Leavy, E.	6-16	2-3	0-0	1	4	14	3	28
Johnson, T.	6-15	4-8	2-2	0	3	18	2	31
Miller, D.	1-5	0-0	0-0	7	3	2	0	26
Majerle, D.	8-20	1-2	0-3	13	4	17	1	37
Richmond, D.	1-2	1-2	0-0	0	2	3	4	15
Scott, C.	1-3	0-0	0-0	1	2	2	1	14
Wilcox, E.	0-2	0-0	0-0	1	1	0	0	4
McGuire, A.	2-3	0-0	0-1	4	1	4	0	14
TOTALS	**31-79**	**8-16**	**3-8**	**30**	**21**	**73**	**12**	**200**

UCLA 92	FG	3FG	FT	R	PF	TP	A	MIN
Haley, J.	1-6	0-0	1-4	7	2	3	0	22
Richardson, P.	4-8	0-0	5-7	8	3	13	6	33
Immel, D.	4-5	1-1	2-3	3	2	11	4	29
Miller, R.	10-13	3-4	9-12	13	2	32	2	34
Rochelin, C.	4-5	0-0	1-2	6	1	9	1	25
Wilson, T.	4-6	0-0	0-0	5	1	8	0	15
Hatcher, M.	4-6	0-0	0-0	1	1	8	2	19
Foster, G.	2-3	0-0	2-3	3	2	6	2	16
Walker, K.	0-0	0-0	0-0	0	1	0	0	3
Jackson, C.	1-2	0-0	0-0	0	0	2	0	4
TOTALS	**34-54**	**4-5**	**20-31**	**47**	**15**	**92**	**17**	**200**

Halftime Score – UCLA 53, Central Michigan 21. Team Rebounds – UCLA 1, Central Michigan 0. Turnovers – UCLA 22, Central Michigan 13. Technicals – None. Attendance: 12,371. Officials – Jim Burr, Richard Slomkowski, Jim McDaniel.

March 14, 1987 – NCAA Second Round
Salt Lake City, Utah (Special Events Center)

WYOMING 78	FG	3FG	FT	R	PF	TP	A	MIN
Dent	0-1	0-0	2-3	4	4	2	6	34
Fox	0-3	0-1	1-2	0	3	1	2	22
Leckner	7-15	0-0	6-8	14	3	20	0	38
Dembo	9-14	7-10	16-16	9	2	41	6	39
Sommers	2-5	0-0	2-2	8	3	6	4	31
Boyd	3-5	0-0	0-1	0-1	1	6	1	23
Jones	1-1	0-0	0-0	0	4	2	0	10
Hunt	0-0	0-0	0-0	1	0	0	0	1
Lodgins	0-0	0-0	0-0	0	0	0	0	2
TOTALS	**22-44**	**7-11**	**27-32**	**40**	**20**	**78**	**19**	**200**

UCLA 68	FG	3FG	FT	R	PF	TP	A	MIN
Richardson, P.	2-7	0-1	4-4	5	3	8	6	32
Immel, D.	4-12	0-6	2-2	2	4	10	1	25
Haley, J.	1-6	0-0	3-4	2	2	5	0	28
Miller, R.	8-17	2-4	6-7	9	5	24	1	38
Rochelin, C.	1-6	0-2	3-4	5	4	5	1	24
Wilson, T.	0-0	0-0	2-2	2	3	2	0	9
Hatcher, M.	4-12	2-5	0-0	2	2	10	1	18
Palmer, R.	0-0	0-0	0-0	0	0	0	0	1
Foster, G.	0-1	0-0	0-0	0	2	0	1	12
Jackson, C.	2-3	0-0	0-0	1	2	4	0	13
TOTALS	**22-64**	**4-18**	**20-23**	**30**	**27**	**68**	**11**	**200**

Halftime Score – UCLA 44, Wyoming 38. Team Rebounds – Wyoming 3, UCLA 2. Turnovers – Wyoming 21, UCLA 14. Technicals – None. Attendance: 14,944. Officials – Peter Pavia, Gene Monje, Phil Bova.

March 17, 1989 – NCAA First Round
Atlanta, Ga. (The Omni)

IOWA STATE 74	FG	3FG	FT	R	PF	TP	A	MIN
Urquhart, M.	0-2	0-0	2-2	1	1	2	2	10
Baugh, M.	6-13	1-3	3-4	9	3	16	4	32
Alexander, V.	7-15	0-0	8-12	13	4	22	0	40
Woods, T.	4-11	0-4	1-4	2	1	9	3	37
Born, M.	3-7	0-3	0-0	5	3	6	2	37
Mack, S.	3-10	0-1	2-2	8	4	8	2	31
Moore, A.	4-6	0-0	1-3	3	2	9	0	12
Goodman, J.	1-1	0-0	0-0	0	0	2	0	1
Suffren, H.	0-0	0-0	0-0	0	1	0	0	0
TOTALS	**28-65**	**1-11**	**17-27**	**42**	**19**	**74**	**13**	**200**

UCLA 84	FG	3FG	FT	R	PF	TP	A	MIN
Wilson, T.	5-8	0-0	4-7	11	4	14	3	37
MacLean, D.	11-16	0-0	1-2	6	3	23	1	32
Walker, K.	1-2	0-1	0-0	2	3	2	1	12
Martin, D.	2-7	0-0	4-6	2	2	8	5	38
Richardson, P.	8-14	1-2	2-3	5	1	19	14	40
Rochelin, C.	8-13	0-0	0-0	1	5	16	0	25
Owens, K.	0-1	0-0	2-2	2	3	2	1	16
TOTALS	**35-61**	**1-3**	**13-20**	**30**	**21**	**84**	**25**	**200**

Halftime Score – UCLA 39, Iowa State 35. Team Rebounds – UCLA 1, Iowa State 1. Turnovers – Iowa State 18, UCLA 12. Technicals – None. Attendance: 12,297. Officials – Mickey Crowley, Jim Rife, Tom Finkin.

March 19, 1989 – NCAA Second Round
Atlanta, Ga. (The Omni)

UCLA 81	FG	3FG	FT	R	PF	TP	A	MIN
Wilson, T.	6-13	0-0	9-15	9	3	21	3	40
MacLean, D.	7-13	0-0	2-4	8	5	16	3	32
Walker, K.	5-8	4-7	3-4	4	4	17	4	30
Martin, D.	2-6	0-2	0-0	2	3	4	3	25
Richardson, P.	5-1	3-8	1-4	4	4	14	5	40
Rochelin, C.	3-4	1-2	0-0	3	4	7	1	19
Owens, K.	1-1	0-0	0-0	2	1	2	0	14
TOTALS	**29-58**	**8-19**	**15-27**	**33**	**24**	**81**	**19**	**200**

NO. CAROLINA 88	FG	3FG	FT	R	PF	TP	A	MIN
Bucknall, S.	5-10	2-6	7-8	4	3	19	11	35
Fox, R.	6-12	1-3	5-6	3	4	18	1	32
Williams, S.	6-7	0-0	2-3	8	4	14	1	29
Lebo, J.	4-9	3-8	1-3	3	3	12	4	33
Rice, K.	1-5	1-4	0-0	1	1	3	3	16
Madden, K.	8-13	0-0	6-10	8	4	22	2	28
Chilcutt, P.	0-0	0-0	0-0	8	2	0	0	22
Davis, H.	0-2	0-2	0-0	0	0	0	0	5
Denny, J.	0-0	0-0	0-0	0	0	0	0	0
TOTALS	**30-58**	**7-23**	**21-30**	**37**	**21**	**88**	**22**	**200**

Halftime Score – UCLA 52, North Carolina 44. Team Rebounds – North Carolina 2, UCLA 0. Turnovers – UCLA 9, North Carolina 7. Technicals – None. Attendance: 12,821. Officials – Mickey Crowley, Jim Rife, Sam Lickliter.

March 16, 1990 – NCAA First Round
Atlanta, Ga. (Georgia Dome)

UAB 56	FG	3FG	FT	R	PF	TP	A	MIN
Kennedy, A.	2-9	1-5	4-4	8	5	9	2	33
Rembert, L.	3-5	0-0	0-0	3	1	6	0	20
Ogg, A.	4-8	0-0	0-0	8	1	8	0	25
Bearden, B.	3-10	2-6	0-0	2	3	8	2	35
Kramer, J.	4-16	2-12	0-0	5	4	10	4	34
Rogers, E.	4-9	0-0	3-4	4	4	11	0	21
Wilkerson, G.	0-2	0-0	0-0	0	0	0	0	10
DeVaughn, W.	2-4	0-0	0-0	3	2	4	1	14
Jackson, S.	0-0	0-0	0-0	0	0	0	0	8
TOTALS	**22-63**	**5-23**	**7-8**	**40**	**20**	**56**	**9**	**200**

UCLA 68	FG	3FG	FT	R	PF	TP	A	MIN
Wilson, T.	9-17	0-0	5-9	9	4	23	0	35
MacLean, D.	3-14	0-0	4-4	7	3	10	2	34
Murray, T.	7-13	0-2	0-0	7	4	14	0	29
Madkins, G.	2-3	0-0	3-4	2	0	7	2	31
Martin, D.	2-7	0-0	4-4	2	1	8	8	36
Butler, M.	2-3	0-0	0-2	4	0	4	3	21
Walker, K.	1-4	0-3	0-0	3	1	2	0	14
TOTALS	**26-61**	**0-5**	**16-23**	**41**	**13**	**68**	**15**	**200**

Halftime Score – UCLA 30, UAB 27. Team Rebounds – UAB 7, UCLA 7. Turnovers – UAB 17, UCLA 11. Technicals – None. Attendance: 10,742. Officials – Lenny Wirtz, Frank Scagliotta, Gene Monje.

March 18, 1990 – NCAA Second Round
Atlanta, Ga. (Georgia Dome)

UCLA 71	FG	3FG	FT	R	PF	TP	A	MIN
Wilson, T.	8-19	0-0	2-4	12	3	18	3	38
MacLean, D.	3-8	0-0	4-4	5	1	10	1	35
Murray, T.	5-12	0-3	2-3	8	2	12	0	27
Madkins, G.	1-3	1-2	0-0	0	5	3	6	32
Martin, D.	7-12	0-0	4-5	0	3	18	6	33
Butler, M.	1-5	0-1	6-6	0	1	8	0	19
Walker, K.	0-0	0-0	2-2	0	1	2	1	12
Owens, K.	0-0	0-0	0-0	2	1	0	0	4
TOTALS	**25-59**	**1-6**	**20-24**	**30**	**17**	**71**	**17**	**200**

KANSAS 70	FG	3FG	FT	R	PF	TP	A	MIN
Calloway, R.	4-8	0-0	6-7	3	3	14	2	24
Randall, M.	2-5	0-0	0-0	7	4	4	3	26
Markkanen, P.	0-2	0-0	0-0	2	0	0	1	27
Pritchard, K.	5-8	1-2	4-5	1	4	15	3	34
Gueldner, J.	3-8	1-4	0-0	8	1	7	3	17
Maddox, M.	4-7	0-0	2-2	5	3	10	1	12
Brown, T.	5-8	5-6	0-0	4	1	15	0	19
Jordan, A.	0-1	0-0	0-0	0	1	0	1	8
West, F.	2-4	0-0	1-2	2	1	5	0	15
Jamison, A.	0-1	0-0	0-0	1	0	0	2	18
TOTALS	**25-52**	**7-12**	**13-16**	**35**	**18**	**70**	**16**	**200**

Halftime Score – Kansas 36, UCLA 35. Team Rebounds – UCLA 3, Kansas 2. Turnovers – Kansas 22, UCLA 12. Technicals – None. Attendance: 11,630. Officials – Lenny Wirtz, Gene Monje, Frank Bosone.

March 22, 1990 – NCAA Regional Semifinal
East Rutherford, N.J. (IZOD Center)

UCLA 81	FG	3FG	FT	R	PF	TP	A	MIN
Wilson, T.	5-18	0-1	6-10	6	5	16	3	39
MacLean, D.	9-17	0-0	3-5	15	3	21	0	36
Murray, T.	6-12	3-5	0-2	9	3	15	0	35
Madkins, G.	5-6	2-3	5-8	2	4	17	6	30
Martin, D.	1-9	0-4	2-2	3	2	4	8	34
Butler, M.	1-4	0-1	4-4	5	4	6	1	16
Owens, K.	0-0	0-0	0-0	0	1	0	0	2
Mason, Z.	0-1	0-0	0-0	0	1	0	0	1
Walker, K.	1-2	0-0	0-1	1	1	2	0	7
TOTALS	**28-69**	**5-14**	**20-32**	**47**	**24**	**81**	**18**	**200**

DUKE 90	FG	3FG	FT	R	PF	TP	A	MIN
Brickey, R.	3-8	0-0	1-3	3	3	7	3	33
Laettner, C.	8-12	0-0	8-8	14	4	24	0	32
Abdelnaby, A.	5-7	0-0	4-5	7	4	14	1	20
Henderson, P.	10-22	6-11	2-2	5	3	28	2	38
Hurley, B.	3-6	1-4	5-6	4	3	12	9	36
McCaffrey, B.	0-4	0-0	3-4	1	0	3	2	12
Koubek, G.	0-1	0-0	0-0	1	3	0	0	4
Davis, B.	1-1	0-0	0-0	0	3	2	1	12
Hill, T.	0-3	0-1	0-0	1	2	0	0	11
Palmer, C.	0-0	0-0	0-0	0	0	0	1	2
TOTALS	**30-64**	**7-16**	**23-28**	**42**	**25**	**90**	**19**	**200**

Halftime Score – Duke 47, UCLA 38. Team Rebounds – UCLA 6, Duke 6. Turnovers – UCLA 12, Duke 12. Technicals – None. Attendance: 19,502. Officials – Jody Sylvester, John Koskinen, Sonny Holmes.

March 15, 1991 – NCAA First Round
Syracuse, N.Y. (Carrier Dome)

PENN STATE 74	FG	3FG	FT	R	PF	TP	A	MIN
Barnes, J.	6-10	0-1	7-8	8	2	19	2	33
Hayes, D.	8-15	0-0	0-0	4	3	16	3	38
Degitz, D.	4-9	0-0	2-6	5	2	10	1	28
Barnes, F.	1-3	0-1	2-2	1	4	4	1	14
Brown, M.	3-6	1-2	3-6	3	4	10	10	38
Jennings, M.	4-8	2-4	0-0	2	0	10	0	26
Johnson, C.J.	1-3	0-0	1-1	3	0	3	3	13
Joyner, L.	0-0	0-0	0-0	0	0	0	0	2
Carter, E.	1-1	0-0	0-0	1	1	2	0	6
Dietz, J.	0-1	0-0	0-0	1	0	0	0	2
TOTALS	**28-56**	**3-8**	**15-23**	**31**	**16**	**74**	**20**	**200**

UCLA 69	FG	3FG	FT	R	PF	TP	A	MIN
Murray, T.	6-12	1-6	4-4	4	2	17	1	34
Butler, M.	4-9	0-0	1-2	6	3	9	4	26
MacLean, D.	7-10	0-0	1-2	1	4	15	1	33
Martin, D.	1-9	0-3	3-4	3	4	5	5	29
Madkins, G.	5-7	1-3	0-0	3	5	11	4	36
Tarver, S.	1-5	0-0	2-3	1	0	4	0	15
Owens, K.	4-6	0-0	0-0	14	2	8	1	27
TOTALS	**28-58**	**2-12**	**11-15**	**35**	**20**	**69**	**16**	**200**

Halftime Score – UCLA 36, Penn State 32. Team Rebounds – Penn State 3, UCLA 3. Turnovers – Penn State 15, UCLA 15. Technicals – None. Attendance: 14,436. Officials – Mike Tanco, Douglas Chauvins, Herrell Allen.

March 20, 1992 – NCAA First Round
Tempe, Ariz. (University Activities Center)

ROBERT MORRIS 53	FG	3FG	FT	R	PF	TP	A	MIN
Carney, S.	1-3	0-0	0-1	2	2	2	0	26
Falletta, J.	1-6	0-0	0-0	5	2	2	1	17
Cannon, R.	4-12	0-0	1-1	5	3	9	0	24
Timmerson, W.	4-10	0-2	4-4	7	3	12	5	37
Walker, M.	5-17	0-3	5-6	5	4	15	0	36
Bilall, M.	3-5	0-1	1-2	6	3	7	0	19
Jones, R.	0-1	0-0	0-0	1	1	0	0	9
Donnelly, R.	2-5	2-5	0-0	2	3	6	0	23
Williams, A.	0-1	0-0	0-0	0	1	0	0	8
TOTALS	**20-60**	**2-11**	**11-14**	**35**	**22**	**53**	**6**	**200**

UCLA 73	FG	3FG	FT	R	PF	TP	A	MIN
Murray, T.	8-11	3-4	1-2	8	2	20	1	35
MacLean, D.	1-5	0-0	15-17	11	2	17	4	36
Butler, M.	0-4	0-0	0-4	3	1	0	3	21
Edney, T.	0-3	0-1	0-0	4	3	0	4	24
Madkins, G.	5-8	3-5	3-6	3	3	16	2	34
Martin, D.	2-3	0-0	0-0	1	4	4	4	16
Tarver, S.	5-5	0-0	0-0	0	0	10	0	19
O'Bannon, E.	2-3	0-0	0-0	2	0	4	1	9
Zimmerman, R.	0-0	0-0	0-0	0	1	0	0	4
Elkind, S.	0-0	0-0	0-0	0	0	0	0	1
Zidek, G.	1-1	0-0	0-0	0	0	2	0	1
TOTALS	**24-43**	**6-10**	**19-29**	**32**	**16**	**73**	**19**	**200**

Halftime Score – UCLA 26, Robert Morris 22. Team Rebounds – Robert Morris 2, UCLA 0. Turnovers – Robert Morris 13, UCLA 11. Technicals – None. Attendance: 7,639. Officials – Ted Hillary, Rick Hartzell, John McDonnell.

March 22, 1992 – NCAA Second Round
Tempe, Ariz. (University Activities Center)

LOUISVILLE 69	FG	3FG	FT	R	PF	TP	A	MIN
Minor, G.	4-7	0-0	3-4	5	1	11	2	35
Morton, D.	2-6	0-2	0-0	1	5	4	0	29
Holden, C.	3-9	0-0	4-4	7	5	10	1	25
LeGree, K.	2-7	0-1	1-2	4	3	5	2	23
Sullivan, E.	3-10	1-6	4-4	0	2	11	6	37
Smith, T.	3-6	0-0	1-4	3	2	7	0	13
Hopgood, B.	1-1	0-0	0-0	1	3	2	0	4
Brewer, J.	5-9	3-6	0-0	0	3	13	1	17
Wingfield, T.	0-0	0-0	0-0	0	0	0	0	2
Webb, D.	0-1	0-0	2-2	0	3	2	0	6
Stone, K.	1-2	0-1	2-2	2	1	4	0	7
McLendon, J.	0-0	0-0	0-0	0	1	0	0	1
TOTALS	**24-58**	**4-16**	**17-22**	**28**	**29**	**69**	**12**	**200**

UCLA 85	FG	3FG	FT	R	PF	TP	A	MIN
Murray, T.	8-15	1-3	9-13	8	3	26	3	33
MacLean, D.	6-11	0-0	11-11	10	3	23	1	37
Butler, M.	4-7	1-2	0-0	5	2	9	3	32
Edney, T.	1-4	0-1	3-4	2	4	5	4	33
Madkins, G.	3-7	1-5	9-11	4	4	16	6	36
Tarver, S.	1-1	0-0	2-2	2	1	4	1	12
O'Bannon, E.	0-0	0-0	0-0	1	1	0	0	7
Martin, D.	0-2	0-0	2-2	0	1	2	0	8
Zidek, G.	0-0	0-0	0-0	0	1	0	0	0+
Elkind, S.	0-0	0-0	0-0	0	0	0	0	0+
TOTALS	**23-47**	**3-11**	**36-43**	**35**	**20**	**85**	**18**	**200**

Halftime Score – UCLA 32, Louisville 25. Team Rebounds – Louisville 5, UCLA 3. Turnovers – Louisville 14, UCLA 14. Technicals – None. Attendance: 10,125. Officials – Ed Hightower, Ted Hillary, Lynn Shortnacy.

March 26, 1992 – NCAA Regional Semifinal
Albuquerque, N.M. (The Pit)

NEW MEXICO ST. 78	FG	3FG	FT	R	PF	TP	A	MIN
Sitter, B.	0-0	0-0	0-0	0	0	0	0	0+
Leak, M.	1-7	1-2	0-0	5	0	3	1	21
Coleman, R.	2-2	0-0	0-0	1	0	4	0	7
Crawford, S.	4-11	1-5	7-7	3	4	16	7	33
Bartleson, J.	0-0	0-0	0-0	0	0	0	0	0+
Benjamin, W.	5-9	1-4	0-0	1	4	11	6	36
Thompson, M.	3-6	1-2	1-2	2	2	8	0	14
Putzi, R.	0-0	0-0	0-0	0	0	0	0	1
Traylor, E.	6-12	0-0	1-4	4	4	13	1	32
Hickman, C.	1-2	0-0	7-8	4	4	9	1	25
Reed, C.	7-10	0-0	0-2	7	2	14	1	31
Dinkins, C.	0-0	0-0	0-0	0	0	0	0	0
TOTALS	**29-59**	**4-13**	**16-23**	**28**	**20**	**78**	**17**	**200**

UCLA 85	FG	3FG	FT	R	PF	TP	A	MIN
Edney, T.	0-1	0-1	1-2	3	3	1	1	25
Madkins, G.	4-7	2-3	5-6	5	5	15	4	35
Zimmerman, R.	0-0	0-0	0-0	0	1	0	0	3
Martin, D.	3-5	2-2	5-6	0	3	13	1	24
Tarver, S.	2-3	0-0	1-3	2	0	5	2	14
Butler, M.	2-3	0-0	0-0	2	5	4	0	11
Murray, T.	7-11	3-5	4-4	5	3	21	3	33
O'Bannon, E.	3-6	0-0	1-1	8	1	7	1	18
MacLean, D.	7-15	0-1	5-5	6	0	19	5	37
TOTALS	**28-51**	**7-12**	**22-27**	**33**	**21**	**85**	**17**	**200**

Halftime Score – UCLA 47, New Mexico State 31. Team Rebounds – UCLA 2, New Mexico State 1. Turnovers – UCLA 19, New Mexico State 16. Technicals – UCLA: Madkins. Attendance: 15,914. Officials – Dick Paparo, Bob Barnett, Tom O'Neill.

March 28, 1992 – NCAA Regional Final
Albuquerque, N.M. (The Pit)

INDIANA 106	FG	3FG	FT	R	PF	TP	A	MIN
Graham, G.	0-4	0-0	3-4	4	3	3	4	23
Reynolds, C.	1-1	0-0	6-6	3	1	8	5	18
Bailey, D.	8-11	4-5	2-2	4	1	22	4	21
Meeks, J.	0-1	0-1	5-6	3	2	5	9	28
Nover, M.	5-7	0-0	6-6	5	3	16	0	23
Leary, T.	0-0	0-0	0-0	1	1	0	0	2
Anderson, E.	7-10	1-2	2-2	4	3	17	0	28
Cheaney, C.	9-15	0-2	5-6	2	2	23	0	29
Henderson, A.	4-9	0-1	2-3	12	4	10	1	26
Lindeman, T.	0-1	0-0	2-4	1	0	2	0	2
TOTALS	**34-59**	**5-11**	**33-39**	**42**	**20**	**106**	**23**	**200**

UCLA 79	FG	3FG	FT	R	PF	TP	A	MIN
Edney, T.	5-15	0-6	2-3	4	0	12	4	30
Madkins, G.	6-10	3-6	3-3	2	5	18	2	33
Zimmerman, R.	0-0	0-0	0-0	1	0	0	0	3
Martin, D.	0-4	0-0	2-2	1	3	2	0	12
Tarver, S.	5-9	3-3	0-0	2	4	13	2	20
Elkind, S.	0-1	0-0	0-0	1	0	0	0	0+
Butler, M.	0-0	0-0	0-0	4	5	0	2	18
Zidek, G.	0-0	0-0	0-0	1	1	0	0	2
Murray, T.	6-16	0-3	3-5	8	4	15	0	29
O'Bannon, E.	2-4	1-2	2-4	2	2	7	1	21
MacLean, D.	4-13	0-1	4-5	3	2	12	1	32
TOTALS	**28-72**	**7-21**	**16-22**	**33**	**26**	**79**	**12**	**200**

Halftime Score – Indiana 44, UCLA 29. Team Rebounds – UCLA 4, Indiana 3. Turnovers – UCLA 10, Indiana 8. Technicals – UCLA: MacLean, Indiana: Meeks. Attendance: 16,160. Officials – John Clougherty, Dave Hall, Andre Pattillo.

March 19, 1993 – NCAA First Round
Tucson, Ariz. (McKale Center)

UCLA 81	FG	3FG	FT	R	PF	TP	A	MIN
Butler, M.	6-8	0-0	2-2	5	4	14	2	37
O'Bannon, E.	9-10	2-2	0-0	13	2	20	1	37
Petruska, R.	6-12	0-0	2-2	7	1	14	5	33
Edney, T.	6-13	1-2	6-6	5	3	19	6	35
Tarver, S.	5-10	0-1	1-2	2	1	11	2	36
Dempsey, K.	1-4	0-1	1-2	1	3	3	0	13
Zimmerman, R.	0-0	0-0	0-0	1	1	0	1	9
TOTALS	**33-57**	**3-6**	**12-14**	**37**	**15**	**81**	**17**	**200**

IOWA STATE 70	FG	3FG	FT	R	PF	TP	A	MIN
Hoiberg, F.	4-7	1-3	2-2	5	3	11	2	36
Eaton, H.	2-3	0-0	2-2	0	0	6	1	16
Meyer, L.	0-8	0-0	6-6	5	1	6	2	28
Bayless, R.	4-10	2-6	9-10	2	3	19	6	38
Thigpen, J.	9-20	2-7	0-0	3	3	20	3	37
Michalik, J.	1-6	0-0	0-0	1	3	2	0	21
Wheat, M.	2-5	1-1	1-2	6	2	6	0	21
Beechum, H.	0-1	0-1	0-0	0	0	0	0	1
Bivens, D.	0-0	0-0	0-0	0	0	0	0	1
Brown, F.	0-1	0-1	0-0	0	0	0	0	1
TOTALS	**22-61**	**6-19**	**20-22**	**25**	**15**	**70**	**14**	**200**

Halftime Score – UCLA 37, Iowa State 30. Team Rebounds – Iowa State 3, UCLA 3. Turnovers – UCLA 19, Iowa State 12. Technicals – None. Attendance: 13,532. Officials – John Corio, Eugene Monje, Andre Patillo.

March 21, 1993 – NCAA Second Round
Tucson, Ariz. (McKale Center) – OT

UCLA 84	FG	3FG	FT	R	PF	TP	A	MIN
Butler, M.	6-9	0-0	2-2	7	4	14	2	35
O'Bannon, E.	6-11	3-5	4-5	3	2	19	0	35
Petruska, R.	3-12	1-4	0-0	3	5	7	2	37
Edney, T.	3-8	0-1	4-4	7	3	10	6	45
Tarver, S.	10-18	0-1	4-7	3	1	24	1	42
Zimmerman, R.	0-0	0-0	1-2	1	4	1	0	16
Dempsey, K.	3-6	3-4	0-0	2	0	9	0	14
Zidek, G.	0-0	0-0	0-0	0	1	0	0	0+
Boyle, D.	0-0	0-0	0-0	0	0	0	0	0+
TOTALS	**31-64**	**7-15**	**15-20**	**2**	**4**	**7**	**0**	**225**

MICHIGAN 86	FG	3FG	FT	R	PF	TP	A	MIN
Webber, C.	12-16	1-1	2-4	14	1	27	2	42
Jackson, R.	7-10	0-1	5-6	4	4	19	4	39
Howard, J.	6-11	0-1	2-2	5	4	14	3	39
Rose, J.	4-11	3-6	1-2	2	3	12	8	40
King, J.	4-8	3-4	0-2	5	2	11	4	41
Riley, E.	1-4	0-0	1-3	6	2	3	0	9
Pelina, R.	0-1	0-1	0-0	2	1	0	1	10
Talley, M.	0-2	0-1	0-0	0	0	0	0	4
Voskuil, J.	0-1	0-0	0-0	0	0	0	0	1
TOTALS	**34-64**	**7-15**	**11-19**	**40**	**17**	**86**	**22**	**225**

Halftime Score – UCLA 52, Michigan 39. End of Regulation – UCLA 77, Michigan 77. Team Rebounds – UCLA 3, Michigan 2. Turnovers – Michigan 17, UCLA 9. Technicals – None. Attendance: 13,534. Officials – John Moreau, Andre Pattillo, Don Rutledge.

March 18, 1994 – NCAA First Round
Oklahoma City, Okla. (Myriad Convention Center)

TULSA 112	FG	3FG	FT	R	PF	TP	A	MIN
Collier, G.	9-16	4-8	12-13	6	2	34	2	35
Seals, S.	4-10	3-6	9-13	9	3	20	5	27
Rollo, J.R.	2-4	0-0	1-3	5	2	5	2	18
Dawkins, L.	5-10	1-2	3-6	4	3	14	3	32
Williamson, A.	9-17	1-3	1-2	2	2	20	8	40
Hernadi, C.	0-1	0-0	0-0	0	1	0	0	7
Johnson, K.	3-5	0-0	6-6	5	2	12	0	15
Maldonado, R.	1-2	0-0	1-2	4	2	3	0	15
Bonner, D.	1-2	0-0	2-2	4	0	4	2	8
Grawer, K.	0-0	0-0	0-0	0	0	0	0	3
TOTALS	**34-67**	**9-19**	**35-47**	**42**	**17**	**112**	**22**	**200**

UCLA 102	FG	3FG	FT	R	PF	TP	A	MIN
O'Bannon, C.	6-17	1-3	2-2	12	3	15	3	29
O'Bannon, E.	11-22	0-3	8-8	18	4	30	6	38
Zidek, G.	4-9	0-0	0-0	6	4	8	0	21
Edney, T.	4-13	0-2	2-3	0	5	10	5	30
Tarver, S.	5-11	1-4	0-0	7	4	11	0	33
Dollar, C.	1-3	0-0	1-2	1	4	3	4	19
Zimmerman, R.	0-1	0-0	0-0	0	0	0	0	2
Burns, M.	4-6	3-5	0-1	1	4	11	0	20
Dempsey, K.	6-12	2-6	0-0	4	4	14	1	8
TOTALS	**41-94**	**7-23**	**13-16**	**53**	**32**	**102**	**19**	**200**

Halftime Score – Tulsa 63, UCLA 38. Team Rebounds – UCLA 4, Tulsa 3. Turnovers – Tulsa 12, UCLA 11. Technicals – None. Attendance: 13,336. Officials – Tim Higgins, David Dodge, Donnie Gray.

March 17, 1995 – NCAA First Round
Boise, Idaho (BSU Pavilion)

FLA. INT'L 56	FG	3FG	FT	R	PF	TP	A	MIN
Tchir, M.	1-4	1-3	2-2	1	1	5	0	25
Johnston, C.	0-0	0-0	0-0	0	0	0	0	0
Forbes, S.	2-9	0-0	2-4	7	2	6	1	35
Davis, B.	3-8	1-6	0-0	1	0	7	2	17
Johnson, L.	1-1	0-0	0-0	0	0	2	0	4
Mazyck, J.	5-11	1-3	10-14	5	1	21	4	24
Eathorne, W.	0-1	0-1	0-0	0	0	0	0	3
Johnson, J.	0-1	0-1	1-2	0	2	1	1	23
Dozier, M.	4-10	0-3	0-0	1	3	8	4	38
Allen, T.	1-3	0-0	0-0	3	2	2	0	15
Nicolls, Z.	0-0	0-0	0-0	0	0	0	0	0
Eason, J.	2-8	0-0	0-0	2	2	4	0	15
Pimburton, K.	0-0	0-0	0-0	0	0	0	0	1
TOTALS	**19-56**	**3-17**	**15-23**	**26**	**13**	**56**	**12**	**200**

UCLA 92	FG	3FG	FT	R	PF	TP	A	MIN
Dollar, C.	2-3	0-0	1-2	0	2	5	3	21
Edney, T.	2-5	0-1	4-4	2	1	8	8	15
Bailey, T.	3-5	1-2	0-1	3	1	7	2	22
O'Bannon, C.	7-9	0-0	0-0	1	3	14	2	25
Myers, B.	1-2	0-0	2-2	2	1	4	0	6
Zidek, G.	4-8	0-0	0-0	6	1	8	0	16
Dempsey, K.	1-3	0-1	0-0	3	0	2	0	6
O'Bannon, E.	4-6	1-3	1-1	8	1	10	2	20
Nwankwo, I.	3-5	0-0	0-0	6	3	6	0	15
Givens, o.	1-2	0-0	0-0	0	2	2	0	11
Henderson, J.R.	8-12	0-0	0-0	6	4	16	0	23
Johnson, K.	5-8	0-0	0-1	6	2	10	0	20
TOTALS	**41-68**	**2-7**	**8-11**	**47**	**21**	**92**	**17**	**200**

Halftime Score – UCLA 43, Florida Int'l 23. Team Rebounds – Florida Int'l 6, UCLA 4. Turnovers – Florida Int'l 12, UCLA 9. Technicals – None. Attendance: 11,863. Officials – Ron Zetcher, Harrell Allen, Leroy Richardson.

March 19, 1995 – NCAA Second Round
Boise, Idaho (BSU Pavilion)

MISSOURI 74	FG	3FG	FT	R	PF	TP	A	MIN
Moore, K.	4-12	0-0	2-2	4	2	10	3	32
Sutherland, J.	5-10	4-8	1-1	4	3	15	1	36
Walther, C.	0-0	0-0	0-0	0	0	0	0	3
Winfield, J.	3-6	0-0	2-2	7	4	8	3	21
O'Liney, P.	9-13	5-6	0-0	4	2	23	2	39
Combs, S.	0-0	0-0	0-0	1	0	0	0	2
Grimm, D.	5-10	3-5	0-0	4	4	13	3	38
Haley, Sam.	1-5	0-0	1-2	5	2	3	1	20
Haley, Sim.	1-3	0-0	0-0	0	0	2	0	9
TOTALS	**28-59**	**12-19**	**6-7**	**33**	**17**	**74**	**13**	**200**

UCLA 75	FG	3FG	FT	R	PF	TP	A	MIN
Dollar, C.	0-4	0-2	0-0	2	2	0	3	25
Edney, T.	5-8	3-5	2-4	3	4	15	7	35
Bailey, T.	3-7	1-3	2-2	4	1	9	2	27
O'Bannon, C.	3-7	0-1	0-0	5	2	6	2	31
Zidek, G.	4-7	0-0	2-2	0	2	10	2	20
O'Bannon, E.	9-16	2-5	4-6	7	0	24	1	39
Henderson, J.R.	4-5	0-0	3-3	5	2	11	2	23
TOTALS	**28-54**	**6-16**	**13-17**	**27**	**13**	**75**	**19**	**200**

Halftime Score – Missouri 42, UCLA 34. Team Rebounds – Missouri 4, UCLA 1. Turnovers – Missouri 11, UCLA 9. Technicals – None. Attendance: 11,886. Officials – John Clougherty, Gerald Boudreaux, Ron Zetcher.

March 23, 1995 – NCAA Regional Semifinal
Oakland, Calif. (Oakland Arena)

MISSISSIPPI ST. 67	FG	3FG	FT	R	PF	TP	A	MIN
Wilson, B.	0-0	0-0	0-0	0	0	0	0	1
Bullard, M.	3-9	2-6	2-2	3	4	10	2	19
Wilson, D.	7-21	5-14	3-5	6	4	22	3	38
Dampier, E.	4-4	0-0	3-4	4	5	11	1	34
Grant, M.	1-8	0-5	0-0	10	4	2	3	27
Honore, T.	2-10	2-7	0-0	4	3	6	5	33
Hughes, W.	0-0	0-0	0-0	1	2	0	0	8
Price, B.	3-5	0-0	0-0	2	0	6	3	22
Walters, R.	3-5	0-0	4-6	7	3	10	1	17
Young, J.	0-0	0-0	0-0	0	0	0	0	1
TOTALS	**23-62**	**9-32**	**12-17**	**41**	**25**	**67**	**18**	**200**

UCLA 86	FG	3FG	FT	R	PF	TP	A	MIN
Bailey, T.	3-11	0-2	6-9	5	2	12	2	31
O'Bannon, C.	3-7	0-1	3-4	5	1	9	2	22
Dempsey, K.	0-0	0-0	0-0	0	0	0	0	1
Dollar, C.	0-1	0-0	2-6	6	3	2	2	23
O'Bannon, E.	8-14	3-6	2-3	8	2	21	1	29
Edney, T.	4-6	1-2	1-2	3	3	10	8	25
Givens, o.	2-2	0-0	0-0	2	1	4	0	2
Henderson, J.R.	2-3	0-0	4-5	2	2	8	1	26
Johnson, K.	1-2	0-0	3-6	3	1	5	1	7
Myers, B.	0-0	0-0	0-0	0	0	0	0	1
Nwankwo, I.	0-1	0-0	4-4	0	0	4	1	5
Zidek, G.	5-11	0-0	1-4	2	3	11	0	28
TOTALS	**28-58**	**4-11**	**26-43**	**39**	**18**	**86**	**18**	**200**

Halftime Score – UCLA 40, Mississippi State 19. Team Rebounds – Mississippi State 4, UCLA 3. Turnovers – Mississippi State 20, UCLA 12. Technicals – None. Attendance: 14,399. Officials – Josephe Silvester, Eugene Monje, Mike Wood.

March 25, 1995 – NCAA Regional Final
Oakland, Calif. (Oakland Arena)

CONNECTICUT 96	FG	3FG	FT	R	PF	TP	A	MIN
Marshall, D.	3-11	1-4	8-9	9	4	15	0	37
Allen, R.	12-25	3-8	9-12	9	2	36	2	38
Knight, T.	6-9	0-0	0-1	13	3	12	0	26
Sheffer, D	9-20	2-8	4-4	5	4	24	4	35
Ollie, K.	1-6	0-0	0-0	3	5	2	8	32
Hayward, E.	0-0	0-0	2-2	1	1	2	0	13
Fair, B.	1-3	1-2	0-0	1	3	3	2	13
King, K.	1-2	0-0	0-0	2	3	2	0	4
Johnson, R.	0-0	0-0	0-0	0	1	0	0	2
Willingham, N.	0-0	0-0	0-0	0	0	0	0	0+
TOTALS	**33-76**	**7-22**	**23-27**	**45**	**26**	**96**	**17**	**200**

UCLA 102	FG	3FG	FT	R	PF	TP	A	MIN
O'Bannon, C.	2-4	0-0	6-8	5	2	10	5	24
O'Bannon, E.	5-13	0-6	5-6	6	3	15	2	33
Zidek, G.	4-9	0-0	0-0	3	4	8	0	12
Edney, T.	5-11	2-3	10-10	2	4	22	10	40
Bailey, T.	10-16	0-2	6-12	9	2	26	0	38
Henderson, J.R.	9-12	0-0	0-1	2	4	18	1	30
Dollar, C.	1-1	0-0	1-2	6	3	3	5	23
TOTALS	**36-66**	**2-11**	**28-39**	**34**	**22**	**102**	**23**	**200**

Halftime Score – UCLA 48, Connecticut 41. Team Rebounds – Connecticut 2, UCLA 1. Turnovers – Connecticut 17, UCLA 9. Technicals – UCLA: J.R. Henderson. Attendance: 14,399. Officials – Gerry Donaghy, Tom O'Neill, Stan Reynolds.

April 1, 1995 – NCAA Final Four
Seattle, Wash. (Kingdome)

OKLAHOMA ST. 61	FG	3FG	FT	R	PF	TP	A	MIN
Pierce, S.	1-4	0-0	0-1	2	4	2	1	24+
Collins, T.	2-6	2-3	0-0	2	2	6	5	22+
Reeves, B.	8-16	0-0	9-9	9	2	25	0	40-
Rutherford, R.	4-13	4-11	3-4	4	3	15	1	40-
Owens, A.	1-4	1-3	0-0	6	5	3	9	35+
Roberts, C.	5-7	0-2	0-2	6	4	10	0	29+
Skaer, J.	0-0	0-0	0-0	1	1	0	0	6-
Alexander, C.	0-0	0-0	0-0	0	0	0	0	1-
Baum, B.	0-0	0-0	0-0	0	0	0	0	1-
Nelson, J.	0-0	0-0	0-0	0	0	0	0	1-
Miles, K.	0-0	0-0	0-0	1	0	0	0	1-
TOTALS	**21-50**	**7-19**	**12-16**	**32**	**21**	**61**	**16**	**200**

UCLA 74	FG	3FG	FT	R	PF	TP	A	MIN
O'Bannon, C.	7-9	0-0	5-5	6	2	19	2	37-
O'Bannon, E.	6-14	2-4	1-2	8	1	15	0	36+
Zidek, G.	2-4	0-0	2-2	2	4	6	0	19-
Edney, T.	6-12	0-1	9-11	1	1	21	5	37+
Bailey, T.	1-2	0-1	0-0	0	2	2	1	23+
Dollar, C.	1-1	0-0	7-8	3	0	9	0	18+
Henderson, J.R.	1-6	0-0	0-0	1	4	2	1	25-
Dempsey, K.	0-0	0-0	0-0	0	0	0	0	1-
Nwankwo, I.	0-0	0-0	0-0	0	1	0	0	1-
Givens, o.	0-0	0-0	0-0	0	1	0	0	1-
Johnson, K.	0-1	0-1	0-0	0	0	0	0	1-
Myers, B.	0-0	0-0	0-0	1	0	0	0	1-
TOTALS	**24-49**	**2-7**	**24-28**	**25**	**16**	**74**	**9**	**200**

Halftime Score – UCLA 37, Oklahoma State 37. Team Rebounds – UCLA 3, Oklahoma State 1. Turnovers – Oklahoma State 19, UCLA 10. Technicals – None. Attendance: 38,540. Officials – Dick Paparo, Tom Lopes, Andre Pattillo.

April 3, 1995 – NCAA Championship Game
Seattle, Wash. (Kingdome)

ARKANSAS 78	FG	3FG	FT	R	PF	TP	A	MIN
Thurman, S.	2-9	1-7	0-0	3	2	5	1	32
Williamson, C.	3-16	0-0	6-10	4	1	12	6	33
Martin, E.	1-2	1-2	0-0	3	2	3	1	6
McDaniel, C.	5-10	3-7	3-4	3	5	16	1	35
Beck, C.	4-6	2-3	1-2	3	3	11	2	25
Stewart, D.	5-10	1-5	1-2	5	4	12	0	22
Dillard, A.	2-4	2-3	0-0	2	1	6	1	15
Robinson, D.	2-3	0-1	0-0	2	3	4	0	10
Rimac, D.	1-1	0-0	0-0	2	0	2	3	12
Wilson, L.	3-4	0-0	1-2	0	1	7	0	7
Williams, L.	0-0	0-0	0-0	0	0	0	0	1
Garrett, R.	0-0	0-0	0-0	0	0	0	0	2
TOTALS	**28-65**	**10-28**	**12-20**	**31**	**22**	**78**	**15**	**200**

UCLA 89	FG	3FG	FT	R	PF	TP	A	MIN
O'Bannon, C.	4-10	0-0	3-4	9	1	11	6	36
O'Bannon, E.	10-21	1-4	9-11	17	2	30	3	40
Zidek, G.	5-8	0-0	4-7	6	4	14	0	29
Edney, T.	0-0	0-0	0-0	0	0	0	0	3
Bailey, T.	12-20	1-2	1-2	9	3	26	3	39
Dollar, C.	1-4	0-1	4-5	3	4	6	8	36
Henderson, J.R.	1-5	0-0	0-0	2	1	2	1	17
TOTALS	**33-68**	**2-7**	**21-29**	**50**	**15**	**89**	**21**	**200**

Halftime Score – UCLA 40, Arkansas 39. Team Rebounds – Arkansas 4, UCLA 4. Turnovers – UCLA 20, Arkansas 18. Technicals – None. Attendance: 38,540. Officials – Jim Burr, Ted Valentine, John Cahill.

March 14, 1996 – NCAA First Round
Indianapolis, Ind. (RCA Dome)

PRINCETON 43	FG	3FG	FT	R	PF	TP	A	MIN
Doyal, C.	1-4	1-4	0-0	5	3	3	4	40
Lewullis, G.	4-9	1-5	1-2	2	2	10	2	27
Goodrich, S.	4-9	0-1	0-3	6	3	8	3	40
Johnson, S.	4-9	3-7	0-0	1	3	11	3	39
Henderson, M.	3-11	2-6	0-0	3	2	8	3	37
Earl, B.	1-4	1-4	0-0	1	0	3	0	16
Mastaglio, J.	0-0	0-0	0-0	0	0	0	0	1
TOTALS	**17-46**	**8-27**	**1-5**	**21**	**13**	**43**	**15**	**200**

UCLA 41	FG	3FG	FT	R	PF	TP	A	MIN
O'Bannon, C.	3-10	0-4	2-3	8	0	8	3	36
Henderson, J.R.	1-2	0-0	0-0	3	0	2	0	21
McCoy, J.	1-3	0-0	0-0	7	3	2	0	29
Dollar, C.	0-1	0-0	0-2	2	0	0	3	26
Bailey, T.	4-13	3-9	2-2	6	1	13	0	36
Loyd, B.	2-4	2-4	0-0	0	2	6	0	12
Myers, B.	0-0	0-0	0-0	0	0	0	0	4
Dempsey, K.	0-1	0-1	0-0	0	0	0	0	6
Johnson, K.	4-5	0-0	2-2	5	4	10	0	30
TOTALS	**15-39**	**5-18**	**6-9**	**31**	**10**	**41**	**6**	**200**

Halftime Score – UCLA 19, Princeton 18. Team Rebounds – Princeton 3, UCLA 0. Turnovers – UCLA 16, Princeton 8. Technicals – None. Attendance: 31,569. Officials – James Howell, Bob Barnett, Kerry Sitton.

March 13, 1997 – NCAA First Round
Auburn Hills, Mich. (The Palace of Auburn Hills)

CHARLESTON SO. 75	FG	3FG	FT	R	PF	TP	A	MIN
Hourruitiner, R.	5-13	2-5	2-2	1	4	14	4	31
Daniels, J.	0-3	0-1	0-0	2	2	0	1	21
Roper, M.	0-0	0-0	0-0	5	4	0	0	13
Larrick, B.	10-23	6-12	6-7	6	0	32	6	36
Larrick, A.	3-9	0-1	2-2	4	1	8	2	27
Elam, B.	1-3	0-0	0-0	0	1	2	0	10
McPherson, E.	0-3	0-2	1-2	0	0	1	0	3
Gordon, W.	0-0	0-0	0-0	0	0	0	0	5
Bradley, D.	0-0	0-0	1-2	1	1	1	0	4
Amaya, A.	4-10	0-0	2-2	4	4	10	1	25
Sales, M.	1-1	0-0	0-1	1	3	2	0	10
Parker, M.	2-5	0-2	1-2	1	1	5	0	15
TOTALS	**26-70**	**8-23**	**15-20**	**30**	**21**	**75**	**16**	**200**

UCLA 109	FG	3FG	FT	R	PF	TP	A	MIN
O'Bannon, C.	6-9	1-1	1-2	8	0	14	1	30
Henderson, J.R.	6-11	2-2	7-12	9	2	21	3	34
McCoy, J.	8-9	0-0	5-5	8	4	21	0	24
Dollar, C.	7-12	1-1	0-0	3	3	15	3	32
Bailey, T.	6-13	2-4	0-0	9	1	14	8	28
Sylvester, H.	0-1	0-0	0-0	0	0	0	0	3
Loyd, B.	1-2	1-2	0-0	3	0	3	1	9
Harbour, M.	1-2	0-0	0-0	3	1	2	0	2
McGautha, V.	0-4	0-1	0-0	1	1	0	0	4
Myers, B.	1-2	0-0	2-4	1	1	4	2	7
Farnham, S.	2-3	0-0	2-3	2	1	6	2	5
Parker, D.	0-0	0-0	0-0	2	0	0	0	4
Johnson, K.	3-7	0-2	3-4	2	3	9	1	18
TOTALS	**41-75**	**7-13**	**20-30**	**58**	**17**	**109**	**21**	**200**

Halftime Score – UCLA 53, Charleston Southern 38. Team Rebounds – UCLA 7, Charleston Southern 5. Turnovers – UCLA 15, Charleston Southern 13. Technicals – None. Attendance: 21,020. Officials – David Dodge, David Day, George Evans.

March 15, 1997 – NCAA Second Round
Auburn Hills, Mich. (The Palace of Auburn Hills)

XAVIER 83	FG	3FG	FT	R	PF	TP	A	MIN
Johnson, T.J.	1-4	0-0	5-5	1	3	7	0	18
Williams, D.	7-16	0-3	2-2	4	2	16	0	35
Braggs, T.	4-6	0-0	7-8	10	5	15	2	33
Brown, L.	5-17	2-8	3-3	2	4	15	1	36
Lumpkin, G.	2-12	1-9	0-0	1	4	5	1	32
Kelsey, P.	0-0	0-0	0-0	0	0	0	0	1
Turner, N.	0-0	0-0	1-2	0	0	1	0	1
Anderson, S.	2-3	0-1	1-2	1	0	5	2	14
Harvey, K.	1-1	0-0	0-0	0	0	2	0	2
Murray, L.	0-0	0-0	0-0	0	0	0	0	1
Payne, T.	1-3	0-0	1-3	2	0	3	0	2
Kromer, J.	0-0	0-0	0-0	0	0	0	0	1
Posey, J.	7-8	0-0	0-0	6	5	14	2	24
TOTALS	**30-70**	**3-21**	**20-25**	**33**	**24**	**83**	**8**	**200**

UCLA 96	FG	3FG	FT	R	PF	TP	A	MIN
O'Bannon, C.	10-13	3-4	5-7	4	4	28	1	35
Henderson, J.R.	9-12	1-1	3-4	9	4	22	2	36
McCoy, J.	5-6	0-0	0-0	4	3	10	0	19
Dollar, C.	1-7	0-1	7-9	6	1	9	8	39
Bailey, T.	2-6	0-1	6-6	4	4	10	8	30
Sylvester, H.	0-0	0-0	0-0	0	0	0	0	2
Loyd, B.	1-3	1-3	4-4	3	2	7	2	15
Harbour, M.	0-0	0-0	0-0	0	0	0	0	1
McGautha, V.	0-1	0-0	0-0	0	0	0	0	1
Myers, B.	0-0	0-0	0-0	0	0	0	0	0+
Farnham, S.	0-0	0-0	0-0	0	0	0	0	1
Parker, D.	0-0	0-0	0-0	0	1	0	0	1
Johnson, K.	4-8	2-4	0-0	4	3	10	2	20
TOTALS	**32-56**	**7-14**	**25-30**	**37**	**22**	**96**	**23**	**200**

Halftime Score – UCLA 45, Xavier 40 Team Rebounds – Xavier 6, UCLA 3. Turnovers – UCLA 21, Xavier 16. Technicals – None. Attendance: 21,020. Officials – Ted Valentine, David Dodge, Kerry Sitton.

March 20, 1997 – NCAA Regional Semifinal
San Antonio, Texas (Alamodome) – OT

IOWA STATE 73	FG	3FG	FT	R	PF	TP	A	MIN
Bankhead, S.	3-7	0-0	0-0	1	3	6	5	41
Pratt, K.	6-13	0-1	2-6	6	4	14	2	42
Cato, K.	4-7	0-0	2-2	9	3	10	1	40
Holloway, J.	1-5	1-3	4-4	2	1	7	6	45
Willoughby, D.	11-21	8-17	4-4	7	1	34	1	44
Johnson, S.	0-0	0-0	0-0	0	0	0	1	5
Edwards, K.	1-1	0-0	0-4	2	0	2	0	7
Rampton, T.	0-0	0-0	0-0	0	0	0	0	1
TOTALS	**26-54**	**9-21**	**12-20**	**29**	**12**	**73**	**16**	**225**

UCLA 74	FG	3FG	FT	R	PF	TP	A	MIN
O'Bannon, C.	5-8	2-3	4-4	5	3	16	1	44
Henderson, J.R.	4-13	0-2	4-8	12	4	12	5	45
McCoy, J.	3-6	0-0	0-0	4	3	6	0	18
Dollar, C.	9-14	2-5	0-0	4	3	20	4	41
Bailey, T.	6-17	1-3	0-2	10	4	13	3	44
Loyd, B.	1-1	1-1	0-0	0	1	3	0	7
Johnson, K.	2-5	0-3	0-0	1	1	4	4	26
TOTALS	**30-64**	**6-17**	**8-14**	**39**	**19**	**74**	**17**	**225**

Halftime Score – Iowa State 37, UCLA 25. End of Regulation – UCLA 64, Iowa State 64. Team Rebounds – UCLA 3, Iowa State 2. Turnovers – Iowa State 15, UCLA 14. Technicals – None. Attendance: 29,231. Officials – Joe Silvester, Mike Kitts, Ray Perone.

March 22, 1997 – NCAA Regional Final
San Antonio, Texas (Alamodome)

UCLA 72	FG	3FG	FT	R	PF	TP	A	MIN
O'Bannon, C.	9-16	0-5	4-5	3	3	22	2	40
Henderson, J.R.	4-8	0-0	1-2	4	4	9	3	34
McCoy, J.	0-3	0-0	0-0	4	0	0	1	13
Dollar, C.	3-10	1-3	0-0	5	4	7	2	38
Bailey, T.	9-17	0-5	3-4	9	3	21	5	40
Loyd, B.	1-1	1-1	0-0	0	0	3	0	8
Myers, B.	0-0	0-0	0-0	0	0	0	0	3
Johnson, K.	3-7	1-2	3-4	3	5	10	1	24
TOTALS	**29-62**	**3-16**	**11-15**	**33**	**19**	**72**	**14**	**200**

MINNESOTA 80	FG	3FG	FT	R	PF	TP	A	MIN
James, C.	4-6	0-0	4-6	6	2	12	4	31
Jacobson, S.	7-16	0-6	0-0	2	4	14	0	24
Thomas, J.	3-6	0-0	1-1	7	4	7	0	20
Jackson, B.	5-9	0-1	8-10	9	0	18	3	36
Harris, E.	0-3	0-1	0-0	1	3	0	2	23
Archambault, R.	0-0	0-0	0-0	0	0	0	0	0+
Stauber, A.	0-0	0-0	0-0	0	0	0	0	0+
Lewis, Q.	4-8	0-1	7-7	3	2	15	2	17
Thomas, C.	6-11	1-3	1-2	5	1	14	2	21
Tarver, M.	0-0	0-0	0-0	2	1	0	1	10
Winter, T.	0-1	0-0	0-0	3	1	0	0	18
TOTALS	**29-60**	**1-12**	**21-26**	**38**	**18**	**80**	**14**	**200**

Halftime Score – UCLA 33, Minnesota 28. Team Rebounds – UCLA 5, Minnesota 0. Turnovers – UCLA 18, Minnesota 14. Technicals – None. Attendance: 31,930. Officials – Gerald Boudreaux, Rusty Herring, Ed Corbett.

March 13, 1998 – NCAA Second Round
Atlanta, Ga. (Georgia Dome)

MIAMI 62	FG	3FG	FT	R	PF	TP	A	MIN
James, T.	6-9	0-0	0-1	6	5	12	0	23
Bland, M.	6-8	0-0	6-10	8	5	18	0	36
Norris, K.	4-8	4-7	2-2	6	3	14	3	37
Frazier, S.	0-3	0-2	0-0	2	1	0	0	16
Jennings, V.	0-8	0-0	1-2	3	3	1	7	30
Hemsley, J.	5-17	2-7	1-3	11	4	13	2	33
Tyler, E.	2-4	0-0	0-0	3	2	4	1	16
Wimbley, D.	0-1	0-0	0-1	2	0	0	0	5
Byars-Dawson, M.	0-2	0-0	0-0	1	1	0	0	4
Schlie, J.	0-0	0-0	0-0	0	0	0	0	0+
Wiseman, C.	0-1	0-1	0-0	0	0	0	0	0+
TOTALS	**23-61**	**6-17**	**10-19**	**44**	**24**	**62**	**13**	**200**

UCLA 65	FG	3FG	FT	R	PF	TP	A	MIN
Henderson, J.R.	11-17	0-1	4-9	6	2	26	0	37
Johnson, K.	1-6	1-3	0-0	3	5	3	1	24
Davis, B.	6-11	1-5	0-0	3	4	13	2	35
Bailey, T.	6-13	2-4	7-9	11	3	21	7	39
Watson, E.	0-3	0-2	2-5	2	1	2	2	35
Reed, T.	0-0	0-0	0-2	0	1	0	0	6
Hines, R.	0-2	0-1	0-0	2	2	0	1	20
Loyd, B.	0-0	0-0	0-0	1	0	0	1	4
TOTALS	**24-52**	**4-16**	**13-25**	**32**	**18**	**65**	**14**	**200**

Halftime Score – UCLA 32, Miami 32. Team Rebounds – UCLA 4, Miami 2. Turnovers – Miami 24, UCLA 15. Technicals – None. Attendance: 17,818. Officials – Tom Rucker, Tony Greene, Ronald Zetcher.

March 15, 1998 – NCAA Second Round
Atlanta, Ga. (Georgia Dome)

UCLA 85	FG	3FG	FT	R	PF	TP	A	MIN
Henderson, J.R.	5-14	2-4	1-2	8	2	13	3	38
Johnson, K.	6-10	2-4	11-13	5	2	25	3	37
Davis, B.	2-3	0-1	3-3	2	4	7	0	14
Bailey, T.	7-11	3-4	2-3	5	3	19	6	40
Watson, E.	4-7	2-4	0-2	4	2	10	2	34
Hines, R.	0-1	0-0	0-0	0	2	0	1	15
Reed, T.	4-5	0-0	3-5	3	4	11	1	22
TOTALS	**28-51**	**9-17**	**20-28**	**27**	**19**	**85**	**16**	**200**

MICHIGAN 82	FG	3FG	FT	R	PF	TP	A	MIN
Ward, J.	5-16	3-6	3-3	10	3	16	1	30
Traylor, R.	6-8	0-0	7-12	10	4	19	2	35
Reid, R.	6-9	6-8	0-0	2	1	18	1	37
Bullock, L.	7-27	2-14	0-0	8	4	16	7	38
Conlan, T.	0-2	0-2	2-3	4	4	2	4	34
Baston, M.	4-7	0-0	3-6	6	5	11	0	26
Asselin, J.	0-0	0-0	0-0	0	0	0	0	0+
TOTALS	**28-69**	**11-30**	**15-24**	**44**	**21**	**82**	**15**	**200**

Halftime Score – UCLA 45, Michigan 34. Team Rebounds – Michigan 4, UCLA 0. Turnovers – Michigan 16, UCLA 14. Technicals – None. Attendance: 19,423. Officials – Tom Lopes, John Cahill, Tony Greene.

March 20, 1998 – NCAA Regional Semifinal
St. Petersburg, Fla. (Tropicana Dome)

UCLA 68	FG	3FG	FT	R	PF	TP	A	MIN
Reed, T.	2-13	0-0	3-5	10	3	7	0	31
Johnson, K.	7-15	3-8	1-2	8	3	18	1	33
Henderson, J.R.	5-20	0-0	0-0	9	2	10	1	36
Bailey, T.	4-15	1-5	7-8	11	4	16	3	35
Watson, E.	1-8	0-4	4-4	2	2	6	2	34
Knight, B.	1-2	0-1	1-1	2	0	3	0	2
Daley, K.	2-3	0-1	0-0	1	0	4	0	3
Ramasar, T.	0-0	0-0	0-0	1	0	0	1	1
Harbour, M.	0-1	0-0	0-0	1	0	0	0	1
Loyd, B.	0-0	0-0	0-0	1	0	0	1	3
Hines, R.	1-2	0-0	2-2	4	3	4	0	18
McGautha, V.	0-0	0-0	0-0	0	0	0	0	1
Farnham, S.	0-0	0-0	0-0	0	0	0	0	2
TOTALS	**23-79**	**4-19**	**18-22**	**51**	**17**	**68**	**9**	**200**

KENTUCKY 94	FG	3FG	FT	R	PF	TP	A	MIN
Edwards, A.	5-6	0-1	0-0	2	3	10	5	20
Padgett, S.	6-8	1-2	6-6	6	3	19	4	24
Mohammed, N.	6-9	0-0	3-5	7	3	15	0	19
Turner, W.	4-7	0-0	0-0	3	1	8	4	26
Sheppard, J.	7-14	2-6	0-0	4	3	16	3	28
Masiello, S.	0-2	0-0	0-0	2	0	0	0	2
Smith, S.	0-1	0-0	0-1	1	1	0	3	11
Evans, H.	3-4	0-0	4-4	2	1	10	1	21
Mills, C.	0-3	0-1	0-0	1	0	0	0	13
Hogan, R.	2-4	2-3	0-1	2	0	6	0	3
Anthony, M.	2-4	1-1	0-0	1	0	5	0	9
Bradley, M.	1-5	0-0	0-0	4	1	2	1	9
Magliore, J.	1-1	0-0	1-2	5	2	3	0	15
TOTALS	**37-68**	**6-14**	**14-19**	**41**	**18**	**94**	**21**	**200**

Halftime Score – Kentucky 40, UCLA 23. Team Rebounds – Kentucky 1, UCLA 1. Turnovers – UCLA 19, Kentucky 13. Technicals – None. Attendance: 40,589. Officials – Donnee Gray, Steve Welmar, Joe Sylvester.

March 11, 1999 – NCAA First Round
Indianapolis, Ind. (RCA Dome)

DETROIT 56	FG	3FG	FT	R	PF	TP	A	MIN
Ferguson, D.	2-8	2-7	2-2	4	3	8	1	25
Alexander, B.	1-6	0-0	4-6	6	1	6	0	40
Craft, W.	0-0	0-0	0-1	1	2	0	0	10
Phillips, R.	6-14	2-5	2-2	3	0	16	4	40
Jackson, J.	4-10	1-3	8-10	7	3	17	2	39
Whye, D.	1-6	0-0	2-2	5	2	4	0	24
Van Dyke, J.	0-0	0-0	0-0	2	0	0	0	6
Belin, D.	2-5	1-2	0-0	1	0	5	0	16
TOTALS	**16-49**	**6-17**	**18-23**	**35**	**11**	**56**	**7**	**200**

UCLA 53	FG	3FG	FT	R	PF	TP	A	MIN
Rush, J.	2-11	2-6	4-6	13	2	10	0	36
Farnham, S.	0-0	0-0	0-0	0	1	0	0	5
Moiso, J.	2-5	0-0	1-2	6	3	5	1	35
Davis, B.	6-14	4-10	0-2	3	5	16	4	36
Watson, E.	4-9	1-4	0-2	6	4	9	7	39
Reed, T.	1-2	0-0	0-0	0	1	2	0	8
Bailey, R.	0-1	0-1	0-0	0	1	0	0	9
Hines, R.	0-0	0-0	0-0	0	2	0	0	5
Barnes, M.	0-1	0-1	0-0	0	0	0	0	2
Young, R.	4-7	3-5	0-0	4	1	11	0	25
TOTALS	**19-50**	**10-27**	**5-12**	**36**	**20**	**53**	**12**	**200**

Halftime Score – UCLA 32, Detroit 30. Team Rebounds – Detroit 6, UCLA 4. Turnovers – UCLA 17, Detroit 12. Technicals – None. Attendance: 27,959. Officials – Tom Lopes, William Bush, Lonnie Dixon.

March 16, 2000 – NCAA First Round
Auburn Hills, Mich. (The Palace of Auburn Hills)

BALL STATE 57	FG	3FG	FT	R	PF	TP	A	MIN
Smith, T.	2-9	0-2	0-0	5	3	4	3	31
Murray, J.	1-3	0-0	0-0	7	1	2	0	22
Jones, L.	4-9	0-0	0-0	2	0	8	0	35
Clemens, D.	7-24	2-4	0-2	1	3	16	2	39
Hosier, M.	1-4	1-3	0-0	5	4	3	5	30
Burns, B.	0-2	0-0	0-0	4	3	0	0	7
Jackson, P.	3-4	3-4	0-0	0	1	9	1	11
Moodie, C.	6-12	2-7	1-2	4	3	15	2	25
TOTALS	**24-67**	**8-20**	**1-4**	**34**	**18**	**57**	**13**	**200**

UCLA 65	FG	3FG	FT	R	PF	TP	A	MIN
Kapono, J.	4-10	4-9	5-6	4	1	17	1	35
Farnham, S.	0-0	0-0	0-0	3	0	0	0	3
Moiso, J.	5-14	0-0	2-4	7	1	12	0	37
Knight, B.	1-3	0-2	0-0	2	1	2	0	9
Watson, E.	2-5	0-3	0-3	3	1	4	12	37
Rush, J.	5-9	3-5	1-2	7	2	14	1	27
Gadzuric, D.	5-8	0-0	0-3	12	4	10	0	26
Bailey, R.	0-0	0-0	0-0	0	0	0	1	3
Young, R.	0-1	0-1	0-0	1	0	0	0	5
Barnes, M.	3-5	0-0	0-0	5	2	6	4	13
Hines, R.	0-0	0-0	0-0	1	0	0	0	5
TOTALS	**25-55**	**7-20**	**8-18**	**46**	**12**	**65**	**19**	**200**

Halftime Score – Ball State 26, UCLA 22. Team Rebounds – Ball State 6, UCLA 1. Turnovers – UCLA 18, Ball State 12. Technicals – None. Attendance: 20,127. Officials – Ted Hillary, Bob Donato, Ray Perone.

March 18, 2000 – NCAA Second Round
Minneapolis, Minn. (Metrodome)

UCLA 105	FG	3FG	FT	R	PF	TP	A	MIN
Kapono, J.	4-7	3-5	0-0	2	1	11	5	22
Farnham, S.	0-1	0-0	2-4	0	0	2	0	8
Moiso, J.	7-8	0-0	0-1	9	3	14	1	27
Knight, B.	1-4	1-2	3-4	4	1	6	0	12
Watson, E.	6-7	5-6	0-0	0	2	17	16	26
Gadzuric, D.	5-6	0-0	3-6	6	3	13	0	21
Bailey, R.	1-4	0-1	0-0	1	2	2	2	17
Rush, J.	6-11	2-4	0-0	6	1	14	1	24
Barnes, M.	4-7	0-1	0-0	2	3	8	2	15
Young, R.	3-5	1-3	0-0	2	3	7	0	13
Hines, R.	2-3	2-3	3-3	2	0	9	1	11
Brooks, B.	1-1	0-0	0-0	1	0	2	0	4
TOTALS	**40-64**	**14-25**	**11-18**	**39**	**19**	**105**	**28**	**200**

MARYLAND 70	FG	3FG	FT	R	PF	TP	A	MIN
Miller, D.	2-6	0-2	1-1	4	0	5	4	26
Morris, T.	5-10	1-3	2-2	3	0	13	0	30
Baxter, L.	8-17	0-0	6-10	10	4	22	0	29
Dixon, J.	6-18	2-7	2-4	3	2	16	4	39
Blake, S.	2-8	1-2	0-0	3	0	5	6	31
Mardesich, M.	0-0	0-0	0-0	0	1	0	0	6
Nicholas, D.	2-5	1-4	0-0	0	3	5	0	16
Holden, T.	1-3	1-1	0-0	1	2	3	2	15
Cephas, L.	0-0	0-0	0-0	3	1	0	0	4
Badu, E.	0-0	0-0	0-0	0	0	0	0	1
McCall, C.	0-2	0-2	0-2	1	0	0	0	2
Hahn, M.	0-1	0-1	1-2	1	1	1	0	1
TOTALS	**26-70**	**6-22**	**12-21**	**36**	**14**	**70**	**16**	**200**

Halftime Score – UCLA 49, Maryland 33. Team Rebounds – Maryland 7, UCLA 4. Turnovers – Maryland 18, UCLA 16. Technicals – None. Attendance: 26,358. Officials – Ted Higgins, Ted Hillary, Reggie Greenwood.

March 23, 2000 – NCAA Regional Semifinal
Auburn Hills, Mich. (The Palace of Auburn Hills)

UCLA 56	FG	3FG	FT	R	PF	TP	A	MIN
Kapono, J.	3-11	1-4	1-2	4	4	8	3	30
Farnham, S.	0-1	0-0	0-0	0	0	0	0	5
Moiso, J.	5-12	0-0	5-5	10	2	15	0	31
Knight, B.	1-1	1-1	1-2	1	1	4	0	11
Watson, E.	3-7	2-5	0-0	2	5	8	5	33
Rush, J.	3-10	0-5	0-0	6	0	6	0	27
Bailey, R.	2-5	0-1	2-2	1	1	6	0	8
Hines, R.	1-1	0-0	0-0	2	0	2	0	7
Barnes, M.	0-6	0-1	1-2	1	2	1	0	19
Young, R.	0-2	0-0	0-0	1	1	0	0	10
Brooks, B.	0-0	0-0	0-0	0	0	0	0	2
Gadzuric, D.	3-6	0-0	0-0	3	2	6	0	17
TOTALS	**21-62**	**4-17**	**10-13**	**32**	**18**	**56**	**8**	**200**

IOWA STATE 80	FG	3FG	FT	R	PF	TP	A	MIN
Horton, K.	3-7	1-3	2-2	3	0	9	3	36
Johnson, S.	6-11	0-0	4-7	8	1	16	0	33
Fizer, M.	7-15	0-0	2-2	9	3	16	1	33
Tinsley, J.	5-14	1-2	3-4	9	1	14	11	35
Nurse, M.	6-9	4-5	0-0	3	2	16	1	38
Evans, R.	0-0	0-0	0-0	1	1	0	1	4
Hawkins, B.	2-2	0-0	1-2	1	1	5	1	8
Rancik, M.	2-2	0-0	0-0	2	3	4	0	9
Watkins, T.	0-0	0-0	0-0	0	0	0	0	0+
Davis, B.	0-0	0-0	0-0	0	0	0	0	0+
Shirley, P.	0-0	0-0	0-0	4	2	0	0	4
TOTALS	**31-60**	**6-10**	**12-17**	**43**	**14**	**80**	**18**	**200**

Halftime Score – Iowa State 40, UCLA 28. Team Rebounds – Iowa State 3. UCLA 1. Turnovers – UCLA 15, Iowa State 12. Technicals – None. Attendance: 21,214. Officials – Ted Valentine, Donnee Gray, Karl Hess.

March 15, 2001 – NCAA First Round
Greensboro, N.C. (Greensboro Coliseum)

HOFSTRA 48	FG	3FG	FT	R	PF	TP	A	MIN
Gittens, R.	3-5	0-0	1-4	8	1	7	1	39
Richardson, N.	5-13	2-8	0-0	5	1	12	1	39
Springfield, G.	0-2	0-0	0-0	6	4	0	1	31
Hernandez, J.	3-8	3-6	2-3	1	2	11	6	34
Apodaca, R.	4-14	4-11	4-6	5	3	16	1	37
Suarez, J.	0-0	0-0	0-0	0	0	0	0	2
Sylla, A.	0-0	0-0	0-0	0	0	0	0	1
Walker, D.	0-0	0-0	2-2	0	1	2	0	9
Grubler, L.	0-0	0-0	0-0	3	1	0	0	8
TOTALS	**15-42**	**9-25**	**9-15**	**32**	**13**	**48**	**10**	**200**

UCLA 61	FG	3FG	FT	R	PF	TP	A	MIN
Barnes, M.	3-7	0-0	2-4	4	2	8	4	35
Kapono, J.	2-8	1-5	2-2	3	0	7	2	33
Gadzuric, D.	7-11	0-0	0-2	13	4	14	1	37
Knight, B.	6-12	3-6	2-2	2	3	17	2	31
Watson, E.	7-10	1-2	0-2	2	3	15	7	38
Bailey, R.	0-3	0-2	0-0	1	2	0	1	9
Young, R.	0-1	0-0	0-0	0	1	0	0	10
Cummings, T.J.	0-1	0-0	0-0	1	0	0	0	7
TOTALS	**25-53**	**5-15**	**6-12**	**29**	**15**	**61**	**17**	**200**

Halftime Score – Hofstra 33, UCLA 29. Team Rebounds – Hofstra 4, UCLA 3. Turnovers – Hofstra 21, UCLA 11. Technicals – None. Attendance: 14,235. Officials – Steve Welmer, Tom O'Neill, Ronald Zetcher.

March 17, 2001 – NCAA Second Round
Greensboro, N.C. (Greensboro Coliseum)

UTAH STATE 50	FG	3FG	FT	R	PF	TP	A	MIN
Bobb, C.	3-12	1-8	0-0	9	2	7	3	27
Daniels, S.	4-9	0-0	3-7	6	3	11	1	30
Jorssen, D.	1-10	0-0	2-2	7	4	4	0	23
Rock, B.	3-7	1-1	2-2	1	3	9	3	36
Brown, T.	3-14	2-9	0-0	2	1	8	4	32
Vincent, T.	0-0	0-0	2-2	0	0	2	0	3
Vague, J.	1-2	0-0	0-0	3	4	2	0	14
Ray, B.	1-2	0-0	2-2	2	0	4	0	10
Bailey, D.	0-3	0-0	0-0	0	0	0	1	14
Johnson, T.	0-0	0-0	0-0	0	1	0	0	7
Evans, C.	1-1	0-0	1-3	0	0	3	0	4
TOTALS	**17-60**	**4-18**	**12-18**	**31**	**18**	**50**	**12**	**200**

UCLA 75	FG	3FG	FT	R	PF	TP	A	MIN
Knight, B.	1-4	0-2	4-4	4	2	6	3	20
Cummings, T.J.	0-1	0-0	0-0	1	3	0	1	17
Gadzuric, D.	7-9	0-0	2-8	14	1	16	1	34
Bailey, R.	1-1	0-0	0-0	0	1	2	2	9
Watson, E.	8-13	0-3	0-0	9	2	16	3	38
Flowers, J.	1-1	0-0	0-0	1	0	2	1	2
Ramasar, T.	1-1	0-0	0-0	0	0	2	0	2
Barnes, M.	4-8	0-0	1-2	8	3	9	4	27
Kapono, J.	7-13	5-7	0-0	5	2	19	3	32
Young, R.	1-5	0-1	1-2	1	3	3	0	19
TOTALS	**31-56**	**5-13**	**8-16**	**47**	**17**	**75**	**18**	**200**

Halftime Score – UCLA 30, Utah State 19. Team Rebounds – UCLA 4, Utah State 1. Turnovers – UCLA 18, Utah State 16. Technicals – None. Attendance: 20,943. Officials – Tom O'Neal, John Higgins, Steve Welmer.

March 22, 2001 – NCAA Regional Semifinal
Philadelphia, Pa. (Wells Fargo Center)

UCLA 63	FG	3FG	FT	R	PF	TP	A	MIN
Barnes, M.	3-8	0-0	3-5	11	5	9	3	31
Kapono, J.	3-10	2-5	4-6	5	4	12	2	33
Gadzuric, D.	5-12	0-0	0-1	9	2	10	1	38
Knight, B.	4-13	2-5	3-4	4	3	13	0	28
Watson, E.	7-12	1-2	2-2	6	4	17	5	39
Flowers, J.	0-0	0-0	0-0	0	0	0	0	1
Bailey, R.	0-1	0-0	0-0	0	0	0	0	5
Young, R.	1-4	0-2	0-0	0	3	2	0	19
Cummings, T.J.	0-0	0-0	0-0	0	3	0	0	6
TOTALS	**23-60**	**5-14**	**12-18**	**39**	**24**	**63**	**11**	**200**

DUKE 76	FG	3FG	FT	R	PF	TP	A	MIN
Battier, S.	6-14	2-7	10-11	11	2	24	1	39
Dunleavy, M.	3-11	0-6	1-2	5	3	7	3	30
Sanders, C.	0-1	0-0	3-4	3	2	3	0	16
Duhon, C.	0-2	0-2	4-7	5	2	4	4	38
Williams, J.	11-21	6-13	6-6	2	0	34	4	37
Boozer, C.	1-2	0-0	0-0	6	4	2	0	22
Simpson, J.D.	0-0	0-0	0-0	0	0	0	0	1
James, N.	1-4	0-3	0-0	3	2	2	1	13
Buckner, A.	0-0	0-0	0-0	0	0	0	0	1
Love, R.	0-0	0-0	0-0	0	1	0	0	3
TOTALS	**22-55**	**8-13**	**24-30**	**37**	**16**	**76**	**13**	**200**

Halftime Score – Duke 33, UCLA 26. Team Rebounds – UCLA 4, Duke 2. Turnovers – UCLA 23, Duke 17. Technicals – None. Attendance: 20,270. Officials – Ed Corbett, Ted Hillary, John Hughes.

March 15, 2002 – NCAA First Round
Pittsburgh, Pa. (Mellon Arena)

MISSISSIPPI 58	FG	3FG	FT	R	PF	TP	A	MIN
Reed, J.	6-11	0-0	2-2	5	4	14	0	20
Allen, D.	1-2	0-0	0-0	2	2	2	1	22
Harrison, J.	0-9	0-9	0-0	1	1	0	6	33
Sanders, D.	3-9	1-4	0-1	5	2	7	3	36
Wade, E.	2-8	2-5	0-0	2	1	6	2	22
Fox, K.	1-2	1-1	2-2	0	1	5	0	10
Harper, A.	6-17	5-14	2-2	9	1	19	2	31
Shutt, S.	0-0	0-0	0-0	0	0	0	0	1
Johnson, J.	1-1	1-1	0-0	0	1	3	0	7
Nunnery, C.	0-1	0-0	0-0	0	0	0	0	2
Rhodes, C.	1-1	0-0	0-1	2	1	2	0	8
Kirklin, R.	0-1	0-1	0-0	1	1	0	0	8
TOTALS	**21-62**	**10-35**	**6-8**	**32**	**15**	**58**	**14**	**200**

UCLA 80	FG	3FG	FT	R	PF	TP	A	MIN
Barnes, M.	2-5	0-3	2-2	8	2	6	1	23
Kapono, J.	1-4	0-2	0-0	0	1	2	1	24
Gadzuric, D.	4-9	0-0	1-2	6	1	9	0	22
Knight, B.	7-13	5-7	2-2	7	1	21	2	27
Bozeman, C.	0-2	0-0	0-0	1	1	0	5	16
Thompson, D.	6-8	2-3	2-2	3	0	16	1	15
Patterson, A.	2-2	0-0	1-1	2	0	5	0	12
Walcott, R.	2-4	0-1	0-0	2	2	4	4	23
Hines, R.	2-3	1-1	2-2	0	2	7	0	16
Cummings, T.J.	2-5	0-0	4-4	6	3	8	0	17
Hoffart, J.	0-0	0-0	0-0	0	0	0	0	2
Johnson, J.	0-0	0-0	2-2	0	0	2	1	3
TOTALS	**28-55**	**8-17**	**16-17**	**38**	**13**	**80**	**15**	**200**

Halftime Score – UCLA 36, Mississippi 26. Team Rebounds – Mississippi 5, UCLA 3. Turnovers – UCLA 18, Mississippi 18. Technicals – None. Attendance: 17,015. Officials – Mike Kitts, Randy McCall, Joseph Pescitelli.

March 17, 2002 – NCAA Second Round
Pittsburgh, Pa. (Mellon Arena) – 2-OT

UCLA 105	FG	3FG	FT	R	PF	TP	A	MIN
Barnes, M.	7-19	2-8	1-2	8	4	17	11	36
Kapono, J.	7-15	3-8	2-2	5	4	19	1	32
Gadzuric, D.	13-20	0-0	0-1	13	2	26	0	45
Knight, B.	3-9	2-8	4-5	4	3	12	1	32
Bozeman, C.	4-9	0-2	0-0	5	3	8	4	39
Thompson, D.	3-6	0-2	4-4	4	3	10	2	21
Patterson, A.	0-2	0-0	2-2	0	0	2	0	8
Walcott, R.	1-6	0-5	2-2	1	0	4	1	22
Hines, R.	0-0	0-0	0-0	1	0	0	1	4
Cummings, T.J.	3-5	1-3	0-0	1	2	7	0	11
TOTALS	**41-91**	**8-36**	**15-18**	**46**	**21**	**105**	**21**	**250**

CINCINNATI 101	FG	3FG	FT	R	PF	TP	A	MIN
Davis, J.	3-4	1-1	2-3	4	3	9	2	26
McElroy, I.	5-13	0-3	3-4	8	4	13	2	35
Little, D.	4-6	0-0	1-2	12	4	9	0	43
Stokes, L.	12-27	5-12	10-12	10	3	39	2	46
Logan, S.	6-18	2-7	4-4	5	4	18	7	46
Williams, F.	1-6	1-6	0-0	0	0	3	0	18
Barker, T.	1-1	1-1	0-0	0	0	3	0	4
Crawford, R.	0-0	0-0	0-0	0	0	0	0	2
Grove, B.J.	0-1	0-0	0-0	1	0	0	0	2
Maxiell, J.	3-4	0-0	1-1	10	2	7	0	28
TOTALS	**35-80**	**10-30**	**21-26**	**52**	**20**	**101**	**13**	**250**

Halftime Score – Cincinnati 47, UCLA 37. End of Regulation – UCLA 80, Cincinnati 80. End of 1st Overtime – UCLA 90, Cincinnati 90. Team Rebounds – UCLA 4, Cincinnati 2. Turnovers – Cincinnati 17, UCLA 9. Technicals – None. Attendance: 17,015. Officials – Mike Kitts, Verne Harris, Kerry Sitton.

March 21, 2002 – NCAA Regional Semifinal
San Jose, Calif. (Compaq Center)

MISSOURI 82	FG	3FG	FT	R	PF	TP	A	MIN
Bryant, T.	1-3	0-0	0-0	7	1	2	0	26
Rush, K.	8-14	4-8	0-2	9	2	20	4	33
Johnson, A.	5-12	0-0	4-5	14	3	14	3	36
Gilbert, C.	7-12	4-8	5-7	0	2	23	0	36
Paulding, R.	6-12	2-4	1-4	1	5	15	1	27
Stokes, W.	1-4	0-2	4-4	3	2	6	3	14
Kiernan, R.	0-0	0-0	0-0	1	0	0	0	0+
John, D.	0-0	0-0	0-0	0	0	0	0	0+
Gage, J.	1-2	0-1	0-0	3	3	2	3	19
Kroenke, J.	0-1	0-0	0-0	2	1	0	2	9
Ferguson, J.	0-0	0-0	0-0	0	0	0	0	0+
Echols, N.	0-0	0-0	0-0	0	0	0	0	0+
Griffin, M.	0-0	0-0	0-0	0	0	0	0	0+
TOTALS	**29-60**	**10-23**	**14-22**	**43**	**19**	**82**	**16**	**200**

UCLA 73	FG	3FG	FT	R	PF	TP	A	MIN
Barnes, M.	10-20	2-5	1-2	11	4	23	4	33
Kapono, J.	3-8	0-1	1-3	3	0	7	4	31
Gadzuric, D.	4-9	0-0	3-4	8	2	11	1	34
Knight, B.	6-14	0-4	4-4	5	4	16	1	31
Bozeman, C.	4-11	0-1	0-1	3	1	8	2	28
Thompson, D.	0-4	0-1	0-0	3	0	0	1	14
Patterson, A.	0-2	0-1	0-0	1	2	0	0	5
Walcott, R.	2-3	1-2	1-2	1	1	6	1	15
Cummings, T.J.	1-4	0-2	0-0	4	3	2	0	7
Hoffart, J.	0-0	0-0	0-0	0	0	0	0	1
Johnson, J.	0-0	0-0	0-0	0	0	0	0	1
TOTALS	**30-75**	**3-17**	**10-16**	**42**	**17**	**73**	**14**	**200**

Halftime Score – Missouri 30, UCLA 28. Team Rebounds – Missouri 3, UCLA 3. Turnovers – Missouri 20, UCLA 13. Technicals – None. Attendance: 18,040. Officials – John Clougherty, Joe Lindsay, Karl Hess.

March 17, 2005 – NCAA First Round
Tucson, Ariz. (McKale Center)

UCLA 66	FG	3FG	FT	R	PF	TP	A	MIN
Thompson, D.	9-19	3-8	1-1	7	1	22	4	39
Shipp, J.	6-12	1-3	0-0	7	2	13	5	36
Fey, M.	4-7	0-0	0-2	1	2	8	1	17
Afflalo, A.	1-4	0-2	5-6	0	3	7	1	31
Farmar, J.	1-9	1-5	0-2	4	3	3	5	36
Morrison, B.	2-3	1-2	0-0	1	1	5	0	17
Mata, L.	0-0	0-0	0-0	0	0	0	0	1
Hollins, R.	3-6	0-0	2-4	5	3	8	0	21
McKinney, M.	0-0	0-0	0-0	0	0	0	0	2
TOTALS	**26-60**	**6-20**	**8-15**	**27**	**15**	**66**	**16**	**200**

TEXAS TECH 78	FG	3FG	FT	R	PF	TP	A	MIN
Giles, D.	7-8	0-0	2-3	9	5	16	3	38
Dora, D.	3-5	0-1	1-2	5	3	7	3	34
Zeno, M.	1-4	0-0	2-3	4	2	4	4	39
Jackson, J.	8-12	1-1	2-2	4	1	19	6	36
Ross, R.	11-20	2-4	4-6	7	1	28	2	39
Marshall, C.	0-1	0-1	0-0	1	1	0	1	5
White, L.	0-0	0-0	0-0	1	0	0	2	7
Suljagic, D.	2-2	0-0	0-0	0	1	4	0	2
TOTALS	**32-52**	**3-7**	**11-16**	**32**	**14**	**78**	**21**	**200**

Halftime Score – Texas Tech 37, UCLA 31. Team Rebounds – UCLA 2, Texas Tech 1. Turnovers – Texas Tech 14, UCLA 13. Technicals – None. Attendance: 13,751. Officials – John Cahill, Zelton Steed, Mike Wood.

March 16, 2006 – NCAA Second Round
San Diego, Calif. (Cox Arena)

BELMONT 44	FG	3FG	FT	R	PF	TP	A	MIN
Oliver, D.	0-2	0-2	0-0	1	1	0	0	25
Herndon, B.	3-13	0-0	0-2	4	1	6	0	19
Goodwin, J.	3-7	1-4	0-0	1	1	7	1	28
Collins, B.	3-10	1-2	0-0	4	0	7	3	27
Hare, J.	2-8	1-3	3-6	3	4	8	2	33
Jones, A.	0-0	0-0	0-0	0	1	0	0	6
Wicke, A.	1-4	1-4	0-0	2	2	3	1	20
House, A.	0-1	0-1	0-0	1	1	0	0	1
Harris, H.	1-3	0-1	3-4	2	1	5	0	12
Dotson, M.	1-5	0-1	0-0	2	1	2	1	13
Modlin, M.	0-1	0-1	0-0	0	1	0	1	5
Preston, A.	3-5	0-0	0-1	2	2	6	0	11
TOTALS	**17-59**	**4-19**	**6-13**	**57**	**16**	**44**	**9**	**200**

UCLA 78	FG	3FG	FT	R	PF	TP	A	MIN
Bozeman, C.	4-6	1-2	0-0	6	0	9	2	21
Mbah a Moute, L.	7-9	0-0	3-3	8	1	17	6	24
Hollins, R.	3-3	0-0	4-4	4	3	10	1	21
Farmar, J.	3-8	0-4	2-2	2	2	8	5	26
Afflalo, A.	3-6	1-3	0-0	7	1	7	0	27
Collison, D.	3-7	0-0	4-4	0	0	10	2	22
Robinson, D.	0-0	0-0	0-2	0	0	0	0	3
Rubin, J.	1-1	1-1	0-0	2	1	3	1	7
Wright, R.	3-6	0-0	0-0	7	0	6	0	9
Aboya, A.	0-2	0-0	1-2	4	2	1	1	13
Mata, L.	1-1	0-0	0-0	2	0	2	0	8
Roll, M.	1-6	1-3	0-0	2	3	3	1	15
Fey, M.	1-1	0-0	0-0	0	1	2	1	4
TOTALS	**30-56**	**4-13**	**14-17**	**45**	**14**	**78**	**20**	**200**

Halftime Score – UCLA 35, Belmont, 23. Team Rebounds – Belmont 5, UCLA 1. Turnovers – Belmont 14, UCLA 14. Technicals – None. Attendance: 10,068. Officials – Larry Rose, Bill McCarthy, Ray Natili.

March 18, 2006 – NCAA Second Round
San Diego, Calif. (Cox Arena)

ALABAMA 59	FG	3FG	FT	R	PF	TP	A	MIN
Brock, E.	0-1	0-0	0-0	8	2	0	1	21
Davidson, J.	5-7	0-0	2-3	2	4	12	1	28
Hendrix, R.	5-8	0-0	2-4	9	4	12	0	35
Hollinger, B.	0-0	0-0	0-0	0	2	0	0	5
Steele, R.	5-11	2-6	9-10	2	2	21	4	39
Gee, A.	3-7	0-1	3-4	3	0	9	0	38
Felix, J.	1-5	0-4	3-4	3	1	5	4	34
TOTALS	**19-39**	**2-11**	**19-25**	**30**	**15**	**59**	**10**	**200**

UCLA 62	FG	3FG	FT	R	PF	TP	A	MIN
Bozeman, C.	2-4	0-1	1-2	4	2	5	7	31
Mbah a Moute, L.	4-4	0-0	1-5	6	1	9	3	34
Hollins, R.	5-5	0-0	2-4	4	4	12	0	30
Farmar, J.	6-13	5-10	1-2	0	4	18	3	34
Afflalo, A.	5-13	3-9	0-0	2	3	13	1	36
Collison, D.	1-3	1-3	0-0	0	4	3	3	14
Aboya, A.	1-2	0-0	0-0	0	1	2	0	10
Mata, L.	0-1	0-0	0-0	0	0	0	0	7
Roll, M.	0-2	0-2	0-0	0	1	0	0	4
TOTALS	**24-47**	**9-25**	**5-13**	**21**	**20**	**62**	**17**	**200**

Halftime Score – Alabama 30, UCLA 30. Team Rebounds – UCLA 5, Alabama 3. Turnovers – Alabama 15, UCLA 11. Technicals – None. Attendance: 10,687. Officials – Curtis Shaw, Jamie Luckie, Brian O'Connell.

March 23, 2006 – NCAA Regional Semifinal
Oakland, Calif. (Oracle Arena)

GONZAGA 71	FG	3FG	FT	R	PF	TP	A	MIN
Morrison, A.	10-17	1-4	3-4	5	2	24	1	37
Mallon, S.	0-2	0-0	0-0	3	3	0	0	13
Batista, J.P.	6-13	0-0	6-7	9	2	18	1	34
Altidor-Cespedes, PM	0-0	0-0	0-0	3	2	0	0	16
Raivio, D.	4-8	2-4	2-2	3	3	12	6	32
Pargo, J.	1-3	0-0	1-2	3	1	3	2	25
Knight, E.	1-5	0-2	5-6	3	5	7	1	13
Pendergraft, D.	2-3	0-0	3-5	5	1	7	3	28
Heytvelt, J.	0-0	0-0	0-0	0	3	0	0	2
TOTALS	**24-51**	**3-10**	**20-26**	**37**	**22**	**71**	**14**	**200**

UCLA 73	FG	3FG	FT	R	PF	TP	A	MIN
Bozeman, C.	1-5	0-2	2-2	6	3	4	4	31
Mbah a Moute, L.	5-10	0-0	4-7	10	4	14	1	32
Hollins, R.	3-5	0-0	6-6	8	3	12	0	30
Farmar, J.	5-13	3-9	2-2	0	3	15	6	33
Afflalo, A.	5-13	2-6	3-6	2	4	15	1	28
Collison, D.	2-6	0-1	1-3	2	1	5	0	20
Aboya, A.	1-1	0-0	0-0	1	1	2	0	8
Mata, L.	0-0	0-0	3-4	1	2	3	0	10
Roll, M.	1-4	1-3	0-0	0	1	3	0	8
TOTALS	**23-57**	**6-21**	**21-30**	**32**	**22**	**73**	**12**	**200**

Halftime Score – Gonzaga 42, UCLA 29. Team Rebounds – Gonzaga 3, UCLA 2. Turnovers – Gonzaga 17, UCLA 10. Technicals – None. Attendance: 19,596. Officials – C. Shaw, P. Driscoll, G. Pollard.

March 25, 2006 – NCAA Regional Final
Oakland, Calif. (Oracle Arena)

UCLA 50	FG	3FG	FT	R	PF	TP	A	MIN
Bozeman, C.	0-3	0-1	3-4	3	3	3	0	25
Mbah a Moute, L.	0-4	0-0	2-4	7	3	2	1	27
Hollins, R.	6-7	0-0	2-11	9	4	14	0	31
Farmar, J.	1-9	0-2	2-4	3	0	4	3	36
Afflalo, A.	2-9	2-4	9-10	3	1	14	0	35
Collison, D.	1-2	0-0	2-3	3	1	4	1	19
Aboya, A.	2-2	0-0	0-2	2	0	4	0	13
Mata, L.	2-3	0-0	0-1	6	1	4	0	9
Roll, M.	0-1	0-1	0-0	0	1	0	2	5
TOTALS	**14-40**	**2-8**	**20-39**	**36**	**14**	**50**	**7**	**200**

MEMPHIS 45	FG	3FG	FT	R	PF	TP	A	MIN
Williams, S.	2-9	1-5	3-6	8	4	8	1	31
Carney, R.	2-12	1-5	0-0	2	4	5	0	26
Anderson, A.	1-5	0-3	0-0	2	2	2	3	34
Dorsey, J.	1-3	0-0	0-0	6	5	2	0	21
Washington, D.	4-10	0-2	5-6	4	2	13	0	32
Williams, W.	0-0	0-0	0-0	2	1	0	0	6
Dozier, R.	3-4	0-0	0-0	8	4	6	0	11
Douglas-Roberts, C.	3-5	0-0	0-0	6	1	6	0	14
Allen, A.	0-3	0-2	1-3	0	3	1	1	14
Cooper, K.	1-3	0-0	0-0	1	3	2	0	11
TOTALS	**17-54**	**2-17**	**9-15**	**41**	**29**	**45**	**5**	**200**

Halftime Score – UCLA 28, Memphis 21. Team Rebounds – Memphis 2, UCLA 0. Turnovers – Memphis 18, UCLA 17. Technicals – None. Attendance: 19,689. Officials – Timothy Higgins, Tom Lopes, Reggie Greenwood, A-Paul Faia.

April 1, 2006 – NCAA Final Four
Indianapolis, Ind. (RCA Dome)

LSU 45	FG	3FG	FT	R	PF	TP	A	MIN
Davis, G.	5-17	0-0	4-10	7	5	14	0	31
Mitchell, T.	5-12	0-0	2-4	6	2	12	1	35
Thomas, T.	2-4	0-0	1-1	6	4	5	1	17
Temple, G.	0-5	0-2	1-2	1	3	1	1	38
Mitchell, D.	3-9	0-3	2-3	1	2	8	1	36
Voogd, B.	0-1	0-1	2-2	0	1	2	0	11
Rolle, M.	1-1	0-0	0-2	8	1	2	0	14
Lazare, D.	0-1	0-0	1-4	3	0	1	0	18
TOTALS	**16-50**	**0-6**	**13-28**	**33**	**18**	**45**	**4**	**200**

UCLA 59	FG	3FG	FT	R	PF	TP	A	MIN
Bozeman, C.	2-6	0-1	0-0	5	3	4	1	25
Mbah a Moute, L.	5-9	0-1	7-8	9	5	17	1	30
Hollins, R.	2-2	0-0	2-2	3	4	6	1	17
Farmar, J.	4-9	3-6	1-2	4	2	12	4	28
Afflalo, A.	3-11	1-5	2-2	6	2	9	1	25
Collison, D.	3-6	0-1	0-0	4	1	6	2	21
Robinson, D.	0-0	0-0	0-0	0	0	0	0	1
Rubin, J.	0-1	0-0	0-0	0	3	0	0	5
Wright, R.	0-0	0-0	0-0	0	0	0	0	2
Aboya, A.	0-1	0-0	0-0	0	1	0	0	12
Mata, L.	1-2	0-0	0-3	8	1	2	0	17
Roll, M.	1-4	1-4	0-0	0	2	3	0	15
Fey, M.	0-0	0-0	0-0	0	0	0	0	2
TOTALS	**21-51**	**5-18**	**12-17**	**42**	**24**	**59**	**10**	**200**

Halftime Score – UCLA 39, LSU 24. Team Rebounds – UCLA 3, LSU 1. Turnovers – UCLA 17, LSU 15. Technicals – None. Attendance: 43,822. Officials – Karl Hess, Ed Corbett, Ed Hightower.

April 3, 2006 – NCAA Championship Game
Indianapolis, Ind. (RCA Dome)

FLORIDA 73	FG	3FG	FT	R	PF	TP	A	MIN
Brewer, C.	4-12	2-3	1-3	7	3	11	4	37
Noah, J.	7-9	0-0	2-2	9	2	16	3	33
Horford, A.	5-8	0-0	4-5	7	2	14	3	24
Green, T.	1-9	0-7	0-1	4	1	2	8	36
Humphrey, L.	4-8	4-8	3-3	1	1	15	2	36
Moss, A.	3-6	0-0	3-4	6	0	9	0	10
Hodge, W.	0-3	0-1	0-0	1	1	0	1	12
Richard, C.	2-3	0-0	2-2	0	3	6	0	12
TOTALS	**26-58**	**6-19**	**15-20**	**35**	**13**	**73**	**21**	**200**

UCLA 57	FG	3FG	FT	R	PF	TP	A	MIN
Bozeman, C.	2-3	0-0	5-6	3	2	9	3	25
Mbah a Moute, L.	3-9	0-2	0-0	10	4	6	1	32
Hollins, R.	4-10	0-0	2-2	10	2	10	0	26
Farmar, J.	8-21	1-8	1-2	2	2	18	4	34
Afflalo, A.	3-10	2-7	2-2	2	2	10	1	32
Collison, D.	0-3	0-0	0-0	3	3	0	1	21
Aboya, A.	1-1	0-0	0-2	3	2	2	1	14
Mata, L.	1-4	0-0	0-0	5	3	2	0	9
Roll, M.	0-0	0-0	0-0	0	2	0	0	7
TOTALS	**22-61**	**3-17**	**10-14**	**40**	**22**	**57**	**11**	**200**

Halftime Score – Florida 36, UCLA 25. Team Rebounds – UCLA 2, Florida 0. Turnovers – UCLA 12, Florida 6. Technicals – None. Attendance: 43,168. Officials – Jim Burr, John Cahill, Tony Greene.

March 15, 2007 – NCAA First Round
Sacramento, Calif. (ARCO Arena)

WEBER STATE 42	FG	3FG	FT	R	PF	TP	A	MIN
Henry. D.	2-6	0-0	3-6	4	0	7	1	26
Patten, D.	1-6	0-1	7-10	3	2	9	1	29
Valeika, A.	2-5	0-0	1-2	3	2	5	0	28
Harris, D.	3-5	0-1	4-4	2	4	10	2	28
Silveira, J.	3-9	1-3	0-0	1	1	7	1	31
Sparrow, T.	0-0	0-0	0-0	0	0	0	0	1
Van Brocklin, B.	0-1	0-0	0-0	4	0	0	1	20
Davis, D.	1-2	0-0	0-0	0	2	2	2	14
Panos, S.	1-2	0-0	0-0	3	2	2	0	14
Billings, T.	0-2	0-1	0-0	0	0	0	0	5
Burningham, G.B.	0-0	0-0	0-0	0	0	0	0	4
TOTALS	**13-38**	**1-6**	**15-22**	**25**	**13**	**42**	**8**	**200**

UCLA 70	FG	3FG	FT	R	PF	TP	A	MIN
Shipp, J.	5-10	2-4	0-0	2	2	12	2	25
Mbah a Moute, L.	2-7	0-0	0-0	4	2	4	2	25
Mata, L.	3-5	0-0	0-2	7	1	6	0	25
Collison, D.	5-6	2-3	2-2	2	2	14	8	32
Afflalo, A.	8-15	3-5	3-3	8	1	22	2	32
Westbrook, R.	1-3	1-1	0-0	0	1	3	0	7
Wright, R.	0-0	0-0	0-0	1	2	0	0	6
Aboya, A.	0-0	0-0	1-2	3	2	1	0	17
Keefe, J.	1-3	0-0	0-0	4	3	2	1	9
Roll, M.	2-7	2-5	0-0	0	1	6	3	18
Dragovic, N.	0-2	0-1	0-0	0	1	0	0	4
TOTALS	**27-58**	**10-19**	**6-9**	**35**	**18**	**70**	**18**	**200**

Halftime Score – UCLA 37, Weber St. 19. Team Rebounds – Weber St. 5, UCLA 4. Turnovers – Weber St. 17, UCLA 13. Technicals – None. Attendance: 16,338. Officials – Mark B. Whitehead, Kelly Self, Jeffery A. Clark.

March 17, 2007 – NCAA Second Round
Sacramento, Calif. (ARCO Arena)

INDIANA 49	FG	3FG	FT	R	PF	TP	A	MIN
White, D.	4-9	0-0	4-7	14	1	12	0	36
White, M.	2-3	0-0	0-3	3	1	4	0	21
Bassett, A.	1-7	1-4	0-0	2	2	3	0	30
Wilmont, R.	3-10	1-5	1-1	4	2	8	0	28
Calloway, E.	4-11	1-2	3-7	6	5	12	5	38
Ratliff, A.J.	0-4	0-2	0-0	0	3	0	1	13
Stemler, L.	3-6	2-3	2-3	5	4	10	1	24
Shaw, J.	0-2	0-0	0-0	1	1	0	1	10
TOTALS	**17-52**	**5-16**	**10-21**	**38**	**19**	**49**	**8**	**200**

UCLA 54	FG	3FG	FT	R	PF	TP	A	MIN
Shipp, J.	2-7	0-2	1-2	6	1	5	2	33
Mbah a Moute, L.	1-7	0-0	5-7	12	3	7	2	35
Mata, L.	4-6	0-0	0-1	8	4	8	0	31
Collison, D.	4-8	1-2	6-7	4	3	15	2	35
Afflalo, A.	2-11	0-3	6-7	3	1	10	3	38
Westbrook, R.	2-3	0-0	0-0	1	0	4	0	4
Wright, R.	0-0	0-0	0-0	0	1	0	0	3
Aboya, A.	1-2	0-0	0-0	0	5	2	0	9
Keefe, J.	0-0	0-0	0-0	0	1	0	0	3
Roll, M.	1-3	1-2	0-0	0	0	3	1	9
TOTALS	**17-47**	**2-9**	**18-24**	**38**	**19**	**54**	**10**	**200**

Halftime Score – UCLA 20, Indiana 13. Team Rebounds – UCLA 4, Indiana 3. Turnovers – Indiana 12, UCLA 10. Technicals – None. Attendance: 16,407. Officials – Mark Whitehead, Brian O'Connell, Tony Greene.

March 22, 2007 – NCAA Regional Semifinal
San Jose, Calif. (HP Pavilion)

PITTSBURGH 55	FG	3FG	FT	R	PF	TP	A	MIN
Kendall, L.	0-4	0-1	0-0	5	2	0	3	22
Cook, M.	3-9	0-1	1-2	4	2	7	2	29
Gray, A.	5-11	0-0	0-0	6	4	10	1	32
Fields, L.	4-8	3-5	0-0	3	4	11	4	30
Graves, A.	1-3	0-0	3-5	2	3	5	1	29
Benjamin, K.	0-1	0-1	0-0	1	2	0	0	5
Ramon, R.	4-8	4-7	0-0	0	3	12	1	26
Biggs, T.	0-1	0-0	1-2	0	1	1	1	5
Young, S.	3-10	0-1	3-5	3	2	9	0	22
TOTALS	**20-55**	**7-16**	**8-14**	**27**	**23**	**55**	**13**	**200**

UCLA 64	FG	3FG	FT	R	PF	TP	A	MIN
Shipp, J.	4-10	3-6	5-6	5	2	16	2	33
Mbah a Moute, L.	1-1	0-0	0-2	2	3	2	0	20
Mata, L.	3-6	0-0	2-2	9	3	8	1	26
Collison, D.	3-5	0-0	6-6	2	2	12	4	36
Afflalo, A.	3-11	1-5	10-10	7	2	17	2	37
Westbrook, R.	1-1	0-0	0-0	0	1	2	1	6
Wright, R.	0-0	0-0	0-0	0	1	0	0	3
Aboya, A.	0-4	0-0	0-0	2	3	0	0	19
Keefe, J.	1-2	0-1	0-0	0	1	2	0	10
Roll, M.	2-2	1-1	0-0	0	0	5	0	10
TOTALS	**18-42**	**5-13**	**23-26**	**33**	**18**	**64**	**10**	**200**

Halftime Score – UCLA 32, Pittsburgh 26. Team Rebounds – UCLA 6, Pittsburgh 3. Turnovers – UCLA 14, Pittsburgh 10. Technicals – None. Attendance: 18,049. Officials – Larry Rose, Scott Thornley, Tom Eades.

March 24, 2007 – NCAA Regional Final
San Jose, Calif. (HP Pavilion)

UCLA 68	FG	3FG	FT	R	PF	TP	A	MIN
Shipp, J.	2-7	2-4	3-4	6	1	9	5	35
Mibah a Moute, L.	3-8	0-2	2-2	6	1	8	2	35
Mata, L.	1-2	0-0	0-2	3	4	2	0	18
Collison, D.	4-8	2-3	4-4	1	3	14	1	36
Afflalo, A.	10-15	3-7	1-2	4	1	24	3	36
Westbrook, R.	2-2	0-0	0-0	1	0	4	1	5
Aboya, A.	1-2	0-0	2-2	6	4	4	0	25
Keefe, J.	0-0	0--0	0-0	0	0	0	0	1
Roll. M.	1-1	1-1	0-2	1	0	3	0	9
TOTALS	**24-45**	**8-17**	**12-18**	**31**	**14**	**68**	**12**	**200**

KANSAS 55	FG	3FG	FT	R	PF	TP	A	MIN
Rush, B.	7-16	2-3	2-2	5	3	18	1	36
Wright, J.	4-7	0-0	0-2	5	2	8	4	29
Kaun, S.	2-4	0-0	0-0	1	1	4	2	13
Robinson, R.	4-8	2-2	1-2	2	4	11	1	32
Chalmers, M.	1-8	0-2	0-0	3	2	2	7	33
Arthur, D.	2-6	0-0	0-0	4	3	4	0	24
Collins, S.	0-4	0-1	0-0	1	3	0	2	15
Stewart, R.	0-0	0-0	0-0	0	0	0	0	4
Jackson, D.	3-3	0-0	2-5	4	1	8	0	14
TOTALS	**23-56**	**4-8**	**5-11**	**28**	**19**	**55**	**17**	**200**

Halftime Score – UCLA 35, Kansas 31. Team Rebounds – UCLA 3, Kansas 3. Turnovers – UCLA 25, Kansas 21. Technicals – None. Attendance: 18,102. Officials – Ted Valentine, Mark Whitehead, Paul Janssen.

March 31, 2007 – NCAA Final Four
Atlanta, Ga. (Georgia Dome)

UCLA 66	FG	3FG	FT	R	PF	TP	A	MIN
Shipp, J.	7-14	0-4	4-4	4	2	18	5	34
Mibah a Moute, L.	2-4	0-0	0-0	5	5	4	1	17
Mata, L.	3-6	0-0	0-0	2	5	6	0	22
Collison, D.	3-14	1-6	2-2	0	1	9	5	36
Afflalo, A.	5-14	3-9	4-4	3	5	17	0	22
Westbrook, R.	1-2	0-0	0-0	0	1	2	0	8
Wright, R.	0-0	0-0	0-0	1	0	0	0	1
Aboya, A.	2-4	0-0	1-2	3	4	5	0	26
Keefe, J.	1-1	0-0	0-1	6	3	2	0	15
Roll. M.	1-5	1-4	0-0	1	0	3	1	19
TOTALS	**25-64**	**5-23**	**11-13**	**26**	**26**	**66**	**12**	**200**

FLORIDA 76	FG	3FG	FT	R	PF	TP	A	MIN
Brewer, C.	5-7	4-5	5-6	2	3	19	1	32
Noah, J.	3-7	0-0	2-7	11	2	8	2	33
Horford, A.	2-3	0-0	5-9	17	4	9	3	27
Green, T.	2-9	1-7	5-6	4	2	10	3	33
Humphrey, L.	5-9	4-8	0-1	2	1	14	0	39
Hodge, W.	0-2	0-1	0-0	2	3	0	1	13
Werner, D.	0-1	0-1	0-0	0	0	0	0	2
Richard, C.	7-7	0-0	2-2	4	2	16	0	21
TOTALS	**24-45**	**9-22**	**19-31**	**43**	**17**	**76**	**10**	**200**

Halftime Score – Florida 29, UCLA 23. Team Rebounds – Florida 1, UCLA 1. Turnovers – Florida 16, UCLA 3. Technicals – None. Attendance: 53,510 Officials – Tom O'Neill, Verne Harris, Curtis Shaw.

March 20, 2008 – NCAA Regional Semifinal
Anaheim, Calif. (Honda Center)

MISS. VALLEY ST. 29	FG	3FG	FT	R	PF	TP	A	MIN
Lucas, C.	3-10	0-2	0-0	5	3	6	1	34
Petty ,E.	2-8	0-1	0-0	6	1	4	1	28
Cox, L.	3-13	0-0	2-4	7	2	8	0	33
Harmason, D.	1-6	0-0	0-0	5	0	2	0	25
Clark, M.	1-3	1-2	0-0	0	0	3	0	13
Parks, W.	0-2	0-1	0-0	0	0	0	0	3
Speech, S.	1-13	0-4	0-2	4	2	2	2	33
Davis, M.	0-3	0-1	0-0	0	0	0	2	11
Higgins, M.	0-1	0-1	0-0	0	0	0	0	1
Kite, S.	0-0	0-0	0-0	0	0	0	0	1
Watson, C.	2-6	0-2	0-0	1	1	4	1	16
Smith, O.	0-1	0-0	0-0	1	0	0	0	1
Love, J.	0-0	0-0	0-0	0	0	0	0	1
TOTALS	**13-66**	**1-14**	**2-6**	**34**	**9**	**29**	**7**	**200**

UCLA 70	FG	3FG	FT	R	PF	TP	A	MIN
Shipp, J.	2-7	0-4	2-2	3	1	6	1	24
Keefe, J.	2-3	0-0	0-0	7	0	4	1	16
Love, K.	8-15	3-6	1-1	9	1	20	2	21
Westbrook, R.	3-8	1-2	2-2	4	0	9	7	26
Collison, D.	2-4	1-2	0-0	3	2	5	3	23
Robinson, D.	0-0	0-0	0-0	0	0	0	0	3
Abdul-Hamid, M.	1-1	1-1	0-0	3	0	3	4	11
Aboya, A.	2-2	0-0	0-0	6	3	4	0	21
Mata-Real, L.	3-7	0-0	3-6	9	1	9	0	18
Stanback, C.	1-4	0-1	0-0	2	0	2	0	14
Dragovic, N.	3-6	2-4	0-0	4	1	8	2	23
TOTALS	**25-57**	**8-20**	**8-11**	**52**	**9**	**70**	**20**	**200**

Halftime Score – UCLA 40, Miss. Valley St. 16. Team Rebounds – Miss. Valley St. 5, UCLA 2. Turnovers – UCLA 12, Miss. Valley St. 11. Technicals – None. Attendance: 17,600. Officials – Bryan Kersey, Anthony Jordan, Bob Scofield.

March 22, 2008 – NCAA Regional Semifinal
Anaheim, Calif. (Honda Center)

TEXAS A&M 49	FG	3FG	FT	R	PF	TP	A	MIN
Davis, B.	4-5	0-0	0-2	4	2	8	1	26
Carter, J.	4-8	2-5	0-0	1	3	10	1	31
Jones, J.	3-10	0-0	0-0	6	2	6	0	33
Sloan, D.	6-12	0-0	0-0	1	1	12	2	35
Kirk, D.	1-6	0-4	0-0	8	2	2	5	36
Roland, D.	1-3	0-1	3-5	0	1	5	2	17
Jordan, D.	3-5	0-0	0-0	4	3	6	1	15
Muhlbach, B.	0-0	0-0	0-0	0	0	0	0	1
Elonu, C.	0-2	0-0	0-0	2	1	0	0	6
TOTALS	**22-51**	**2-10**	**3-7**	**29**	**15**	**49**	**12**	**200**

UCLA 51	FG	3FG	FT	R	PF	TP	A	MIN
Shipp, J.	0-4	0-3	0-0	3	0	0	2	37
Mbah a Moute, L.	1-4	0-0	0-0	8	4	2	1	32
Love, K.	7-12	1-4	4-5	11	3	19	0	34
Westbrook, R.	2-9	0-3	1-4	4	3	5	3	39
Collison, D.	7-13	5-8	2-2	0	2	21	1	38
Aboya, A.	0-0	0-0	0-0	0	1	0	0	2
Keefe, J.	1-1	0-0	0-0	1	3	2	0	12
Mata-Real, L.	1-1	0-0	0-0	0	0	2	0	6
TOTALS	**19-44**	**6-18**	**7-11**	**29**	**16**	**51**	**7**	**200**

Halftime Score – Texas A&M 29, UCLA 26. Team Rebounds – Texas A&M 3, UCLA 2. Turnovers – UCLA 14, Texas A&M 11. Technicals – None. Attendance: 17,600. Officials – Timothy Higgins, Brian O'Connell, Bryan Kersey.

March 27, 2008 – NCAA Regional Semifinal
Phoenix, Ariz. (US Airways Center)

W. KENTUCKY 78	FG	3FG	FT	R	PF	TP	A	MIN
Magley, D.J.	1-2	0-0	0-0	3	2	2	0	15
Evans, J.	2-3	0-0	0-1	6	4	4	1	17
Brazelton, T.	10-21	6-10	5-7	3	4	31	5	34
Rogers, T.	2-6	0-2	1-1	3	4	5	1	28
Lee, C.	7-29	2-8	2-3	8	2	18	1	37
Gabou, D.	1-1	0-0	0-0	0	0	2	0	1
Slaughter, A.J.	1-4	1-3	4-6	1	1	7	3	18
Howard, A.	0-0	0-0	0-0	0	0	0	0	1
Mendez-Valdez, O.	0-1	0-1	2-2	2	2	2	1	14
Siakiam, B.	1-4	0-0	5-6	7	5	7	0	28
Frazier, B.J.	0-0	0-0	0-0	0	0	0	0	1
Pettigrew, S.	0-1	0-0	0-0	0	0	0	0	5
Maresca, M.	0-0	0-0	0-0	0	0	0	0	1
TOTALS	**25-72**	**9-24**	**19-26**	**36**	**24**	**78**	**12**	**200**

UCLA 88	FG	3FG	FT	R	PF	TP	A	MIN
Shipp, J.	5-9	2-3	2-4	3	4	14	1	33
Mbah a Moute, L.	2-4	0-0	3-4	7	1	7	4	36
Love, K.	10-14	0-2	9-12	14	2	29	4	38
Westbrook, R.	3-15	1-2	7-8	11	4	14	5	32
Collison, D.	1-6	1-2	1-2	2	5	4	1	28
Aboya, A.	1-1	0-0	0-0	0	3	2	0	5
Keefe, J.	7-9	0-0	4-5	12	3	18	2	26
Mata-Real, L.	0-0	0-0	0-0	0	0	0	0	2
TOTALS	**29-58**	**4-9**	**26-35**	**51**	**22**	**88**	**17**	**200**

Halftime Score – UCLA 41, W. Kentucky 20. Team Rebounds – W.Kentucky 3, UCLA 2. Turnovers – UCLA 19, W. Kentucky 11. Technicals – None. Attendance: 18,103. Officials – Curtis Shaw, Zelton Steed, J.B. Caldwell.

March 29, 2008 – NCAA Regional Final
Phoenix, Ariz. (US Airways Center)

XAVIER 57	FG	3FG	FT	R	PF	TP	A	MIN
Duncan, J.	4-11	1-6	2-3	3	3	11	1	28
Brown, D.	6-8	0-1	1-3	6	1	13	2	30
Anderson, C.J.	4-10	0-0	2-2	2	1	10	0	27
Lavender, D.	2-9	1-3	0-0	6	4	5	6	31
Burrell, S.	2-6	1-2	3-4	4	1	8	3	34
Graves, A.	0-1	0-1	0-0	0	0	0	0	1
Bronson, C.	0-0	0-0	0-0	0	0	0	0	1
Raymond, B.J.	1-4	1-3	0-0	3	1	3	0	20
Jackson, D.	1-5	0-3	0-0	0	2	2	0	10
Love, J.	1-4	0-0	3-4	2	2	5	0	18
TOTALS	**21-58**	**4-19**	**11-16**	**28**	**15**	**57**	**12**	**200**

UCLA 76	FG	3FG	FT	R	PF	TP	A	MIN
Shipp, J.	1-7	0-4	3-3	2	3	5	1	35
Mbah a Moute, L.	5-9	0-0	3-6	13	3	13	3	35
Love, K.	7-11	2-4	3-4	10	3	19	4	33
Westbrook, R.	7-11	1-3	2-3	3	3	17	3	36
Collison, D.	7-12	3-3	2-2	2	1	19	5	37
Abdul-Hamid, M.	0-0	0-0	0-0	0	0	0	0	1
Aboya, A.	0-0	0-0	0-0	1	2	0	1	2
Keefe, J.	0-0	0-0	0-0	1	2	0	0	13
Mata-Real, L.	0-1	0-0	0-0	1	2	0	0	6
Stanback, C.	1-1	1-1	0-0	0	0	3	0	1
Dragovic, N.	0-0	0-0	0-0	1	0	0	0	1
TOTALS	**28-52**	**7-15**	**13-18**	**37**	**19**	**76**	**17**	**200**

Halftime Score – UCLA 33, Xavier 24. Team Rebounds – UCLA 3, Xavier 2. Turnovers – UCLA 14, Xavier 9. Technicals – None. Attendance: 18,103. Officials – Ed Hightower, Gary Maxwell, Jamie Luckie.

April 5, 2008 – NCAA Final Four
San Antonio, Texas (Alamodome)

UCLA 63	FG	3FG	FT	R	PF	TP	A	MIN
Shipp, J.	3-9	2-6	1-3	2	3	9	0	37
Mbah a Moute, L.	5-13	0-0	2-2	13	0	12	0	34
Love, K.	4-11	0-2	4-4	9	1	12	1	36
Westbrook, R.	10-19	2-3	0-0	3	4	22	2	36
Collison, D.	1-9	0-1	0-0	4	5	2	4	33
Aboya, A.	1-2	0-0	0-0	0	1	2	1	6
Keefe, J.	0-1	0-1	4-4	2	1	4	0	11
Mata-Real, L.	0-0	0-0	0-0	2	2	0	0	7
TOTALS	**24-64**	**4-13**	**11-13**	**36**	**17**	**63**	**8**	**200**

MEMPHIS 78	FG	3FG	FT	R	PF	TP	A	MIN
Dozier, R.	3-7	0-0	0-0	3	2	6	0	30
Dorsey, J.	0-3	0-0	0-0	15	3	0	2	27
Anderson, A.	5-11	2-5	0-0	3	0	12	3	38
Douglas-Roberts, C.	9-17	1-3	9-11	4	2	28	0	35
Rose, D.	7-16	0-0	11-12	9	4	25	4	37
Taggart, S.	3-7	1-2	0-0	7	3	7	1	22
Kemp, W.	0-1	0-1	0-0	0	0	0	0	4
Niles, P.	0-0	0-0	0-0	0	0	0	0	1
Mack, D.	0-2	0-1	0-0	1	0	0	0	6
TOTALS	**27-64**	**4-12**	**20-23**	**43**	**14**	**78**	**10**	**200**

Halftime Score – Memphis 38, UCLA 35. Team Rebounds – Memphis 1, UCLA 1. Turnovers – UCLA 12, Memphis 9. Technicals – None. Attendance: 43,718. Officials – Karl Hess, Curtis Shaw, J.D. Collins.

March 19, 2009 – NCAA Second Round
Philadelphia, Pa. (Wachovia Center)

VCU 64	FG	3FG	FT	R	PF	TP	A	MIN
Pishchalnikov, K.	1-1	0-0	0-1	2	1	2	1	18
Rodriguez, J.	2-5	2-4	2-2	1	3	8	2	26
Sanders, L.	3-11	0-0	4-6	11	4	10	0	29
Maynor, E.	5-15	1-3	10-13	6	2	21	7	39
Burgess, B.	3-4	2-3	2-3	2	2	10	0	30
Saintil, T.	0-0	0-0	0-0	0	0	0	0	2
Rozzell, B.	1-7	1-5	0-0	1	0	3	0	13
Gwynn, T.J.	4-5	0-0	0-0	5	3	8	2	26
Nixon, E.	1-1	0-0	0-0	1	2	2	2	17
TOTALS	**20-49**	**6-15**	**18-25**	**31**	**17**	**64**	**14**	**200**

UCLA 65	FG	3FG	FT	R	PF	TP	A	MIN
Shipp, J.	5-11	1-2	5-6	8	1	16	0	34
Dragovic, N.	3-7	2-4	2-2	13	1	10	0	35
Aboya, A.	3-7	0-0	5-5	8	4	11	0	37
Collison, D.	3-10	2-5	2-2	0	4	10	2	32
Holiday, J.	5-12	0-0	3-4	1	4	13	6	38
Anderson, J.	0-0	0-0	0-0	0	1	0	0	6
Keefe, J.	1-3	0-0	0-0	1	2	2	0	8
Roll, M.	1-2	1-1	0-0	1	3	3	1	10
TOTALS	**21-52**	**6-12**	**17-19**	**33**	**20**	**65**	**9**	**200**

Halftime Score – UCLA 35, VCU 25. Team Rebounds – VCU 2, UCLA 1. Turnovers – UCLA 12, VCU 12. Technicals – None. Attendance: 18,322. Officials – John Cahill, James Breeding, John Hampton.

March 21, 2009 – NCAA Second Round
Philadelphia, Pa. (Wachovia Center)

UCLA 69	FG	3FG	FT	R	PF	TP	A	MIN
Shipp, J.	5-9	1-4	7-7	0	4	18	2	31
Dragovic, N.	4-7	3-6	0-0	5	4	11	0	27
Aboya, A.	2-6	0-0	5-6	8	3	9	0	22
Collison, D.	4-10	2-5	5-8	2	0	15	1	33
Holiday, J.	1-6	1-4	1-3	4	3	4	7	27
Gordon, D.	1-1	0-0	2-2	2	5	4	0	9
Lee, M.	0-1	0-1	0-2	2	0	0	1	19
Anderson, J.	0-0	0-0	0-0	0	1	0	2	7
Keefe, J.	1-1	0-0	0-0	2	0	2	0	13
Roll, M.	2-6	2-4	0-0	1	1	6	0	9
Morgan, J.	0-0	0-0	0-2	0	0	0	0	3
TOTALS	**20-47**	**9-24**	**20-30**	**28**	**21**	**69**	**14**	**200**

VILLANOVA 89	FG	3FG	FT	R	PF	TP	A	MIN
Clark, S.	4-7	0-1	0-0	4	2	8	1	16
Anderson, D.	4-14	0-4	2-4	11	3	10	3	34
Cunningham, D.	7-11	0-0	4-7	10	3	18	2	24
Reynolds, S.	4-9	2-6	1-2	0	3	11	1	31
Redding, R.	4-8	1-2	4-4	6	1	13	7	34
Pena, A.	0-1	0-0	2-4	1	3	2	0	10
Colenda, J.	0-0	0-0	2-2	1	0	2	0	1
Fisher, C.	4-7	1-3	4-4	3	4	13	5	25
Wooten, R.	0-0	0-0	0-0	0	0	0	0	1
Stokes, C.	4-10	4-9	0-0	3	3	12	1	23
Tchuisi, F.	0-0	0-0	0-0	0	0	0	0	1
TOTALS	**31-67**	**8-25**	**19-27**	**41**	**22**	**89**	**20**	**200**

Halftime Score – Villanova 44, UCLA 31. Team Rebounds – Villanova 2, UCLA 2. Turnovers – UCLA 20, Villanova 11. Technicals – None. Attendance: 19,894. Officials – John Cahill, D.J. Carstensen, Mike Wood.

March 17, 2011 – NCAA Second Round
Tampa, Fla. (St. Pete Times Forum)

MICHIGAN STATE 76	FG	3FG	FT	R	PF	TP	A	MIN
Green, D.	6-13	3-8	8-9	11	4	23	10	37
Payne, A.	0-2	0-0	0-0	4	4	0	0	8
Lucas, K.	4-14	2-4	1-2	1	3	11	5	39
Summers, D.	6-15	2-6	1-1	1	4	15	3	35
Kebler, M.	0-1	0-0	0-0	0	3	0	0	9
Roe, D.	4-6	0-0	3-4	3	5	11	1	21
Appling, K.	3-7	3-6	0-0	2	1	9	0	29
Thornton, A.	0-2	0-1	2-2	1	0	2	0	8
Nix, D.	1-1	0-0	0-0	1	1	2	0	5
Sherman, G.	1-1	0-0	1-3	7	3	3	1	9
TOTALS	**25-62**	**10-25**	**16-21**	**36**	**28**	**76**	**20**	**200**

UCLA 78	FG	3FG	FT	R	PF	TP	A	MIN
Nelson, R.	3-6	0-0	6-8	10	3	12	1	29
Honeycutt, T.	5-9	3-4	3-6	6	0	16	5	36
Smith, J.	5-7	0-0	4-9	3	4	14	1	25
Lee, M.	4-9	1-3	7-10	5	3	16	2	34
Jones, L.	1-7	0-1	2-4	3	4	4	2	24
Stover, A.	0-0	0-0	0-0	0	2	0	0	7
Lamb, T.	0-1	0-1	2-2	1	1	2	0	7
Anderson, J.	1-5	0-1	4-4	2	1	6	2	19
Lane, B.	3-4	0-1	2-4	4	2	8	0	19
TOTALS	**22-48**	**4-11**	**30-47**	**39**	**20**	**78**	**13**	**200**

Halftime Score – UCLA 42, Michigan State 24. Team Rebounds – UCLA 5, Michigan State 5. Turnovers – UCLA 16, Michigan State 16. Technicals – None. Attendance: 15,504. Officials – Mike Nance, DJ Carstensen, Raymond Styons.

March 19, 2011 – NCAA Second Round
Tampa, Fla. (St. Pete Times Forum)

UCLA 65	FG	3FG	FT	R	PF	TP	A	MIN
Nelson, R.	4-10	0-2	8-10	11	1	16	1	35
Honeycutt, T.	4-14	3-6	2-2	3	1	13	4	37
Smith, J.	7-11	0-0	2-4	6	4	16	1	26
Lee, M.	6-12	0-3	2-4	6	2	14	0	39
Jones, L.	1-3	0-2	2-2	0	5	4	5	17
Stover, A.	1-1	0-0	0-3	2	0	2	0	11
Lamb, T.	0-0	0-0	0-0	0	0	0	0	4
Anderson, J.	0-3	0-0	0-0	2	1	0	1	23
Lane, B.	0-1	0-0	0-0	0	0	0	0	8
TOTALS	**23-55**	**3-13**	**16-25**	**35**	**14**	**65**	**12**	**200**

FLORIDA 73	FG	3FG	FT	R	PF	TP	A	MIN
Tyus, A.	4-10	0-0	0-0	13	2	8	0	33
Parsons, C.	3-8	0-1	1-2	5	1	7	5	37
Boynton, K.	3-9	2-6	4-4	0	1	12	5	33
Walker, E.	5-8	3-5	8-10	3	0	21	2	33
Macklin, V.	5-7	0-0	0-1	3	4	10	0	22
Young, P.	4-7	0-0	0-0	4	4	8	0	16
Wilbekin, S.	0-1	0-0	0-0	0	2	0	1	16
Yeguete, W.	0-0	0-0	0-0	1	0	0	0	1
Murphy, E.	3-4	1-2	0-0	1	4	7	0	9
TOTALS	**27-54**	**6-14**	**13-17**	**32**	**18**	**73**	**13**	**200**

Halftime Score – Florida 35, UCLA 33. Team Rebounds – UCLA 5, Florida 2. Turnovers – Florida 8, UCLA 8. Technicals – None. Attendance: 17,771. Officials – Pat Driscoll, Mike Nance, Michael C. Irving.

March 22, 2013 – NCAA Second Round
Austin, Texas (Frank Erwin Center)

MINNESOTA 68	FG	3FG	FT	R	PF	TP	A	MIN
Mbakwe, T.	4-7	0-0	1-4	12	2	9	1	31
Williams, R.	2-7	0-0	0-2	3	3	4	3	17
Hollins, An.	8-16	5-8	7-7	9	2	28	5	35
Coleman, J.	7-11	0-1	0-1	1	4	14	0	19
Hollins, Au.	4-7	4-6	4-4	0	1	16	7	36
Welch, J.	0-1	0-0	0-0	0	0	0	0	6
Osenieks, O.	1-4	0-1	0-0	1	2	2	1	19
Ahanmisi, M.	0-1	0-0	0-0	0	0	0	1	5
Walker, M.	2-4	0-0	0-0	3	0	4	0	8
Ingram, A.	0-0	0-0	0-0	1	2	0	0	5
Eliason, E.	3-3	0-0	0-1	5	3	6	1	19
TOTALS	**31-61**	**9-16**	**12-19**	**36**	**19**	**83**	**19**	**200**

UCLA 63	FG	3FG	FT	R	PF	TP	A	MIN
Muhammad, S.	6-18	0-6	8-10	4	0	20	1	39
Wear, T.	1-5	0-0	2-2	5	4	4	0	20
Powell, N.	3-12	3-9	1-2	4	3	10	1	37
Anderson, K.	2-11	0-1	2-2	11	2	6	4	30
Drew II, L.	1-6	0-3	2-2	1	2	4	3	39
Wear, D.	4-8	1-3	1-2	6	3	10	1	28
Parker, T.	3-3	0-0	3-5	4	5	9	0	7
TOTALS	**20-63**	**4-22**	**19-25**	**42**	**19**	**63**	**10**	**200**

Halftime Score – Minnesota 35, UCLA 25. Team Rebounds – UCLA 7, Minnesota 1. Turnovers – UCLA 15, Minnesota 11. Technicals – UCLA: Tony Parker. Attendance: 13,825. Officials – Raymond Natili, Richard Crawford, Gerry Pollard.

March 21, 2014 – NCAA Second Round
San Diego, Calif. (Viejas Arena)

TULSA 59	FG	3FG	FT	R	PF	TP	A	MIN
Smith, R.	4-9	0-0	1-2	4	2	9	1	29
Wright, D.	7-10	1-1	3-4	3	2	18	0	22
Peete, T.	3-8	2-3	0-0	3	2	8	3	28
Woodard, J.	3-10	2-6	3-4	9	3	11	1	38
Harrison, S.	0-5	0-0	0-0	1	3	0	3	30
Hunter, B.	0-0	0-0	0-0	0	0	0	1	0+
Ray, R.	2-5	0-2	2-2	2	2	6	5	22
Kemmer, R.	0-0	0-0	0-0	0	0	0	0	0+
Evans, L.	1-8	1-6	0-0	4	2	3	0	20
Edogi, T.K.	0-0	0-0	0-0	0	0	0	0	0+
Wood, N.	0-0	0-0	0-0	0	0	0	0	0+
Repichowski, S.	1-1	1-1	0-0	0	0	3	0	2
Swannegan, B.	0-1	0-0	1-2	4	2	1	0	9
TOTALS	**21-57**	**7-19**	**10-14**	**33**	**18**	**59**	**14**	**200**

UCLA 76	FG	3FG	FT	R	PF	TP	A	MIN
Wear, D.	1-5	0-2	0-0	2	2	2	1	21
Wear, T.	5-5	0-0	0-0	2	4	10	0	26
Adams, J.	7-12	2-4	5-5	8	1	21	4	32
Powell, N.	5-12	1-3	4-5	4	1	15	0	30
Anderson, K.	3-11	1-1	1-1	6	1	8	6	32
Kazemi, N.	0-0	0-0	0-0	0	0	0	0	0+
Alford, K.	0-0	0-0	0-0	0	0	0	0	0+
Brown, D.	0-0	0-0	0-0	0	0	0	0	0+
LaVine, Z.	1-5	0-3	0-0	4	2	2	1	18
Alford, B.	2-6	1-3	2-2	2	0	7	4	24
Allen, N.	0-0	0-0	0-0	0	0	0	1	1
Parker, T.	5-7	0-0	1-2	6	2	11	0	16
Williams, A.	0-0	0-0	0-0	0	0	0	0	0+
TOTALS	**29-63**	**5-16**	**13-15**	**36**	**13**	**76**	**17**	**200**

Halftime Score – UCLA 35, Tulsa 30. Team Rebounds – Tulsa 3, UCLA 2. Turnovers – Tulsa 16, UCLA 10. Technicals – None. Attendance: 11,488. Officials – Michael Stephens, Raymond Styons, Brent Hampton

March 23, 2014 – NCAA Third Round
San Diego, Calif. (Viejas Arena)

S.F. AUSTIN 60	FG	3FG	FT	R	PF	TP	A	MIN
Gajic, N.	4-8	2-4	0-0	6	3	10	0	26
Parker, J.	1-7	0-2	3-4	9	3	5	4	34
Walkup, T.	10-17	0-2	2-2	11	2	22	1	34
Pinkney, T.	0-2	0-2	0-0	0	5	0	2	16
Haymon, D.	3-11	3-6	8-10	2	3	17	3	37
Walker, D.	2-11	2-11	0-0	1	2	6	0	24
Dotson, J.	0-0	0-0	0-0	0	0	0	0	1
Westbrook, R.	0-0	0-0	0-0	0	0	0	0	1
Cameron, D.	0-0	0-0	0-0	0	1	0	0	8
Brown-White, B	0-0	0-0	0-0	0	0	0	0	1
Martin, J.	0-0	0-0	0-0	0	0	0	0	1
Clayton, T.	0-1	0-0	0-0	2	2	0	0	9
Brooks, C.	0-0	0-0	0-0	1	2	0	1	7
Sergeant, S.	0-0	0-0	0-0	0	0	0	0	1
TOTALS	**20-57**	**7-27**	**13-16**	**36**	**23**	**60**	**11**	**200**

UCLA 77	FG	3FG	FT	R	PF	TP	A	MIN
Anderson, K.	5-9	1-2	4-8	8	1	15	5	36
Wear, D.	2-3	1-1	0-0	3	2	5	1	18
Wear, T.	2-6	0-1	0-0	3	3	4	5	28
Adams, J.	8-12	1-4	2-3	5	2	19	3	32
Powell, N.	6-9	0-1	4-4	1	4	16	1	23
Kazemi, N.	0-1	0-0	0-0	0	0	0	0	1
Alford, K.	0-0	0-0	0-0	0	0	0	0	1
Brown, D.	0-0	0-0	0-0	1	0	0	0	1
LaVine, Z.	0-3	0-2	1-2	1	4	1	1	15
Alford, B.	2-4	1-3	4-4	3	0	9	4	25
Allen, N.	0-0	0-0	0-0	0	0	0	0	1
Parker, T.	4-6	0-0	0-2	3	1	8	2	18
Williams, A.	0-0	0-0	0-0	0	0	0	0	1
TOTALS	**29-53**	**4-14**	**15-23**	**30**	**17**	**77**	**22**	**200**

Halftime Score – UCLA 42, Stephen F. Austin 32. Team Rebounds – Stephen F. Austin 4, UCLA 2. Turnovers – Stephen F. Austin 8, UCLA 3. Technicals – None. Attendance: 11,584. Officials – Mark Whitehead, Mike Eades, Ron Groover.

March 27, 2014 – NCAA Regional Semifinal
Memphis, Tenn. (FedExForum)

UCLA 68	FG	3FG	FT	R	PF	TP	A	MIN
Wear, D.	2-3	2-3	1-2	6	2	7	1	24
Wear, T.	6-12	0-3	2-2	2	3	14	1	30
Adams, J.	7-15	1-5	2-3	4	3	17	2	28
Powell, N.	3-8	0-1	2-2	3	4	8	1	31
Anderson, K.	4-11	0-1	3-3	9	3	11	5	31
LaVine, Z.	2-7	0-3	1-1	2	1	5	0	24
Alford, B.	1-5	0-2	0-0	0	0	2	2	21
Allen, N.	0-0	0-0	0-1	0	0	0	0	1
Parker, T.	2-3	0-0	0-1	3	3	4	0	10
TOTALS	**27-64**	**3-18**	**11-15**	**30**	**19**	**68**	**12**	**200**

FLORIDA 79	FG	3FG	FT	R	PF	TP	A	MIN
Yequete, W.	4-5	0-0	0-0	7	1	8	1	19
Prather, C.	3-5	0-0	6-8	3	4	12	1	19
Young, P.	2-4	0-0	0-1	3	4	4	0	20
Wilbekin, S.	5-13	2-8	1-1	1	0	13	3	35
Frazier, M.	7-13	5-8	0-0	6	1	19	3	36
Hill, K.	2-4	0-0	2-2	6	1	6	10	28
Finney-Smith, D.	3-8	1-4	3-4	6	2	10	4	30
Walker, C.	3-5	0-0	1-2	3	2	7	0	6
Walker, D.	0-1	0-1	0-0	0	0	0	0	7
TOTALS	**29-58**	**8-21**	**13-18**	**40**	**15**	**22**	**12**	**200**

Halftime Score – Florida 36, UCLA 30. Team Rebounds – Florida 5, UCLA 1. Turnovers – Florida 12, UCLA 8. Technicals – None. Attendance: 14,991. Officials – Leslie Jones, Terry Wymer, Lamont Simpson.

March 19, 2015 – NCAA Second Round
Louisville, Ky. (KFC Yum! Center)

UCLA 60	FG	3FG	FT	R	PF	TP	A	MIN
Looney, K.	3-8	0-3	0-1	10	3	6	1	32
Parker, T.	1-6	0-0	1-2	2	2	3	0	18
Powell, N.	5-11	0-2	9-9	6	3	19	4	39
Hamilton, I.	1-7	1-4	0-0	1	1	3	4	36
Alford, B.	9-13	9-11	0-0	2	1	27	1	39
Goloman, G.G.	0-0	0-0	0-0	4	2	0	0	8
Allen, N.	0-0	0-0	0-2	2	1	0	0	6
Welsh, T.	1-2	0-0	0-0	6	4	2	0	22
TOTALS	**20-47**	**10-20**	**10-14**	**34**	**17**	**60**	**10**	**200**

SMU 59	FG	3FG	FT	R	PF	TP	A	MIN
Moreira, Y.	3-9	0-0	0-4	8	1	6	0	26
Cunningham, C.	1-6	1-1	2-2	2	1	5	0	15
Manuel, R.	2-3	0-1	1-2	3	4	5	2	31
Brown, S	1-3	0-2	0-0	3	3	2	3	25
Moore, N.	7-18	6-11	4-4	4	1	24	3	40
Moore, B.	0-2	0-0	0-0	2	1	0	1	15
Kennedy, M.	6-13	0-0	4-6	9	1	16	0	33
Emelogu, B.	0-1	0-1	1-2	2	2	1	3	15
TOTALS	**20-55**	**7-16**	**12-20**	**33**	**14**	**59**	**12**	**200**

Halftime Score – UCLA 34, SMU 30. Team Rebounds – UCLA 1, SMU 0. Turnovers – UCLA 18, SMU 9. Technicals – None. Attendance: 21,285. Officials – Antinio Petty, Larry Spaulding, Sean Hull.

March 21, 2015 – NCAA Third Round
Louisville, Ky. (KFC Yum! Center)

UAB 75	FG	3FG	FT	R	PF	TP	A	MIN
Mehinti, T.	1-4	0-0	0-2	2	5	2	1	13
Lee, W.	4-8	2-3	0-0	6	2	10	4	34
Baxter, H.	3-5	2-3	0-0	1	0	8	0	23
Norton, N.	1-4	1-4	0-0	0	2	3	2	20
Brown, R.	10-20	4-8	1-2	2	4	25	3	33
Watts, D.	3-6	2-5	1-2	2	3	9	3	22
Cokley, C.	3-9	0-0	2-2	9	2	8	3	25
Calhoun, J.	0-0	0-0	0-0	0	0	0	0	1
Madison, T.	3-6	1-1	1-2	2	3	8	0	19
Collins, D.	0-1	0-1	0-0	0	0	0	0	1
Washington, C.J.	1-3	0-1	0-0	1	0	2	1	7
Sullivan, L.	0-0	0-0	0-0	0	0	0	0	1
Love, L.	0-0	0-0	0-0	0	0	0	0	1
TOTALS	**29-66**	**12-26**	**5-10**	**26**	**21**	**75**	**17**	**200**

UCLA 92	FG	3FG	FT	R	PF	TP	A	MIN
Looney, K.	5-10	0-0	0-2	11	3	10	2	31
Parker, T.	11-14	0-0	6-8	12	2	28	0	30
Powell, N.	5-8	2-3	3-4	4	4	15	3	38
Hamilton, I.	6-8	0-0	1-3	4	4	13	7	37
Alford, B.	6-13	3-5	7-8	1	0	22	5	39
Kazemi, N.	0-0	0-0	0-0	0	0	0	0	1
Alford, K.	0-0	0-0	0-0	0	0	0	0	1
Brown, D.	0-1	0-1	0-0	0	0	0	0	1
Goloman, G.G.	0-0	0-0	0-0	1	2	0	0	9
Allen, N.	0-0	0-0	0-0	0	1	0	0	3
Welsh, T.	2-4	0-0	0-0	7	0	4	0	10
TOTALS	**35-58**	**5-9**	**17-25**	**41**	**16**	**92**	**17**	**200**

Halftime Score – UCLA 46, UAB 37. Team Rebounds – UCLA 1, UAB 1. Turnovers – UCLA 13, UAB 8. Technicals – None. Attendance: 21,760. Officials – Mike Stuart, Gerry Pollard, John Gaffney.

March 27, 2015 – NCAA Regional Semifinal
Houston, Texas (NRG Stadium)

UCLA 62	FG	3FG	FT	R	PF	TP	A	MIN
Looney, K.	4-8	0-2	1-2	8	2	9	1	32
Parker, T.	5-12	0-0	6-8	11	3	16	0	27
Powell, N.	8-19	0-0	0-0	5	2	16	1	39
Hamilton, I.	5-13	1-4	0-0	5	4	11	4	37
Alford, B.	3-11	2-6	0-1	3	4	8	4	37
Kazemi, N.	0-0	0-0	0-0	0	0	0	1	1
Alford, K.	0-0	0-0	0-0	0	0	0	0	1
Brown, D.	0-1	0-0	0-0	0	0	0	0	1
Goloman, G.G.	0-2	0-1	0-0	0	1	0	1	8
Allen, N.	0-0	0-0	0-0	0	2	0	0	5
Welsh, T.	1-1	0-0	0-0	3	4	2	0	12
TOTALS	**26-67**	**3-13**	**7-11**	**39**	**22**	**62**	**12**	**200**

GONZAGA 74	FG	3FG	FT	R	PF	TP	A	MIN
Wiltjer, K.	4-12	0-3	0-1	10	1	8	4	30
Karnowski, P.	8-11	0-0	2-3	9	3	18	2	28
Pangos, K.	3-10	1-7	3-4	3	2	10	3	37
Bell Jr., G.	1-7	0-5	4-4	0	4	6	2	23
Wesley, B.	4-11	1-1	5-6	6	2	14	2	29
Melson, S.	0-0	0-0	0-0	0	0	0	0	2
Nunez, A.	0-0	0-0	0-0	0	0	0	0	0+
Dranginis, K.	1-4	1-2	1-2	6	0	4	2	20
Sabonis, D.	6-9	0-0	0-1	8	5	12	0	21
McClellan, E.	0-3	0-1	2-2	3	1	2	0	10
TOTALS	**27-67**	**3-19**	**17-23**	**50**	**18**	**74**	**15**	**200**

Halftime Score – Gonzaga 35, UCLA 28. Team Rebounds – Gonzaga 5, UCLA 4. Turnovers – UCLA 7, Gonzaga 5. Technicals – None. Attendance: 21,168. Officials – Raymond Natili, James Breeding, Bert Smith.

March 17, 2017 – NCAA First Round
Sacramento, Calif. (Golden 1 Center)

KENT STATE 80	FG	3FG	FT	R	PF	TP	A	MIN
Hall, J.	9-18	0-0	2-3	15	5	20	0	31
Avery, J.	2-5	0-2	1-1	1	1	5	2	27
Peterson, M.	0-4	0-1	0-0	2	1	0	1	17
Walker, J.	9-23	5-13	0-0	6	2	23	0	39
Edwin, D.	5-8	2-3	6-8	4	1	18	2	33
De La Rosa, A.	0-0	0-0	0-0	1	4	0	0	12
Pippen, D.	1-1	0-0	0-0	2	1	2	0	3
Fleming, J.	0-0	0-0	0-0	0	0	0	0	1
Walker, A.	0-0	0-0	0-0	0	0	0	0	1
Ridenour, D.	0-2	0-1	0-0	0	0	0	0	8
Edwards, L.	0-1	0-0	0-0	1	0	0	0	1
Zabo, K.	5-9	2-2	0-0	2	3	12	5	27
TOTALS	**31-71**	**9-22**	**9-12**	**36**	**18**	**80**	**10**	**200**

UCLA 97	FG	3FG	FT	R	PF	TP	A	MIN
Leaf, T.J.	8-12	2-3	5-9	6	3	23	2	26
Welsh, T.	6-8	0-0	4-5	8	3	16	3	31
Ball, L.	6-7	2-3	1-2	4	0	15	3	34
Hamilton, I.	6-14	1-2	1-1	6	2	14	2	26
Alford, B.	2-6	2-4	0-0	2	0	6	2	34
Holiday, A.	6-9	0-2	3-3	2	2	15	11	29
Goloman, G.G.	3-3	0-0	2-3	3	2	8	2	17
Smith, J.	0-0	0-0	0-0	0	0	0	0	1
Wulff, A.	0-0	0-0	0-0	0	0	0	0	1
Okwarabizie, I.	0-0	0-0	0-0	0	0	0	0	1
TOTALS	**37-59**	**7-14**	**16-23**	**33**	**12**	**97**	**25**	**200**

Halftime Score – UCLA 47, Kent State 39. Team Rebounds – Kent State 2, UCLA 2. Turnovers – Kent State 8, UCLA 7. Technicals – None. Attendance: 16,514. Officials – Kipp Kissinger, Chris Beaver, Brandon Cruz.

March 19, 2017 – NCAA Second Round
Sacramento, Calif. (Golden 1 Center)

CINCINNATI 67	FG	3FG	FT	R	PF	TP	A	MIN
Clark, G.	4-7	0-1	3-4	8	3	11	6	31
Washington, K.	2-10	0-3	0-0	6	2	4	0	29
Evans, C.	4-7	2-4	3-3	5	2	13	1	38
Caupain, T.	3-11	2-3	1-2	5	0	9	1	38
Johnson, K.	5-9	2-5	1-1	2	3	13	1	29
Jenifer, J.	0-0	0-0	0-0	0	0	0	1	2
Scott, T.	0-0	0-0	0-0	1	0	0	0	3
Brooks, N.	1-1	0-0	0-0	1	0	2	0	10
Cumberland, J.	7-13	1-4	0-0	2	3	15	1	20
TOTALS	**26-58**	**7-20**	**8-10**	**32**	**13**	**67**	**11**	**200**

UCLA 79	FG	3FG	FT	R	PF	TP	A	MIN
Leaf, T.J.	5-10	0-1	1-3	7	3	11	0	26
Welsh, T.	5-9	0-0	1-1	7	1	11	1	34
Ball, L.	7-10	4-7	0-0	7	1	18	9	38
Hamilton, I.	4-10	2-5	0-0	4	1	10	3	28
Alford, B.	5-13	4-11	2-2	1	1	16	3	31
Holiday, A.	2-7	1-4	0-0	1	1	5	5	25
Anigbogu, I.	2-2	0-0	2-4	0	0	6	0	7
Goloman, G.G.	1-1	0-0	0-0	2	2	2	0	11
TOTALS	**31-62**	**11-28**	**6-10**	**30**	**10**	**79**	**21**	**200**

Halftime Score – Cincinnati 33, UCLA 30. Team Rebounds – Cincinnati 2, UCLA 1. Turnovers – Cincinnati 10, UCLA 3. Technicals – None. Attendance: 16,774. Officials – Verne Harris, Keith Kimble, Lee Cassell.

March 24, 2017 – NCAA Regional Semifinal
Memphis, Tenn. (FedExForum)

UCLA 75	FG	3FG	FT	R	PF	TP	A	MIN
Leaf, T.J.	7-11	1-1	2-4	7	1	17	0	34
Welsh, T.	3-5	0-0	3-3	7	5	9	1	18
Ball, L.	4-10	1-6	1-2	3	1	10	8	38
Hamilton, I.	6-9	4-5	1-1	5	1	17	1	33
Alford, B.	5-12	3-9	0-0	2	4	13	2	33
Holiday, A.	2-4	0-1	1-3	1	4	5	4	23
Anigbogu, I.	0-1	0-0	0-0	2	2	0	0	15
Goloman, G.G.	2-3	0-1	0-0	1	1	4	0	6
TOTALS	**29-55**	**9-23**	**8-13**	**28**	**19**	**75**	**16**	**200**

KENTUCKY 86	FG	3FG	FT	R	PF	TP	A	MIN
Adebayo, B.	1-3	0-0	0-0	4	0	2	5	37
Willis, D.	3-11	2-7	0-0	8	3	8	4	25
Fox, D.	13-20	0-1	13-15	3	2	39	4	36
Monk, M.	8-17	4-9	1-2	3	3	21	1	32
Briscoe, I.	2-7	1-2	0-0	7	3	5	4	35
Mulder, M.	0-0	0-0	0-0	0	0	0	0	5
Humphries, I.	0-0	0-0	0-0	1	1	0	0	7
Hawkins, D.	4-5	3-4	0-0	0	3	11	0	17
Gabriel, W.	0-0	0-0	0-0	1	2	0	0	6
TOTALS	**31-63**	**10-23**	**14-17**	**29**	**17**	**86**	**18**	**200**

Halftime Score – Kentucky 36, UCLA 33. Team Rebounds – Kentucky 2, UCLA 0. Turnovers – UCLA 13, Kentucky 6. Technicals – None. Attendance: 17,532. Officials – Tony Padilla, Don Daily, Bo Boroski.

March 13, 2018 – NCAA First Four
Dayton, Ohio (University of Dayton Arena)

ST. BONAVENTURE 65	FG	3FG	FT	R	PF	TP	A	MIN
Stockard, C.	9-20	2-7	6-8	4	4	26	0	40
Ikpeze, A.	0-1	0-0	0-0	3	2	0	0	15
Taqqee, I.	2-3	0-0	1-2	11	3	5	0	36
Mobley, M.	4-12	2-7	4-4	7	3	14	3	35
Adams, J.	2-16	0-5	4-6	1	1	8	3	38
Kaputo, N.	1-1	0-0	0-0	0	0	2	0	2
Griffin, L.	5-6	0-0	0-1	3	1	10	1	25
Brockington, I.	0-1	0-0	0-0	1	0	0	0	9
TOTALS	**23-60**	**4-19**	**15-21**	**31**	**14**	**65**	**7**	**200**

UCLA 58	FG	3FG	FT	R	PF	TP	A	MIN
Goloman, G.G.	1-1	0-0	0-0	2	4	2	0	22
Welsh, T.	1-5	0-2	0-0	15	1	2	0	32
Holiday, A.	7-17	4-11	2-2	5	5	20	7	39+
Hands, J.	1-4	1-3	1-2	5	0	4	1	23
Ali, P.	5-10	2-6	1-2	2	2	13	1	24
Olesinski, A.	3-4	0-0	1-2	4	3	7	0	15
Smith, C.	0-1	0-1	0-0	1	1	0	1	10
Wilkes, K.	3-7	3-6	1-2	3	2	10	3	34
Wulff, A.	0-1	0-1	0-0	0	0	0	0	0+
Okwarabizie, I.	0-0	0-0	0-0	0	0	0	0	0+
TOTALS	**21-50**	**10-30**	**6-10**	**41**	**18**	**58**	**13**	**200**

Halftime Score – St. Bonaventure 28, UCLA 23. Team Rebounds – UCLA 4, St. Bonaventure 1. Turnovers – UCLA 20, St. Bonaventure 6. Technicals – None. Attendance: 12,336. Officials – Doug Sirmons, Deldre Carr, Brooks Wells.

March 18, 2021 – NCAA First Four
West Lafayette, Indiana (Mackey Arena) – OT

UCLA 86	FG	3FG	FT	R	PF	TP	A	MIN
Riley, C.	3-7	0-0	5-6	6	4	11	1	27
Bernard, J.	4-8	1-2	2-4	8	4	11	2	37
Juzang, J.	9-20	3-9	2-2	4	3	23	2	42
Jaquez Jr., J.	11-20	3-4	2-4	4	1	27	2	45
Campbell, T.	2-6	1-2	2-2	0	1	7	4	34
Etienne, M.	0-3	0-0	0-0	2	0	0	0	7
Clark, J.	1-2	0-0	2-2	3	0	4	2	11
Singleton, D.	1-1	1-1	0-0	1	0	3	0	15
Kyman, J.	0-0	0-0	0-0	1	0	0	0	2
Nwuba, K.	0-0	0-0	0-0	0	2	0	0	5
TOTALS	**31-67**	**9-18**	**15-20**	**33**	**15**	**86**	**13**	**225**

MICHIGAN STATE 80	FG	3FG	FT	R	PF	TP	A	MIN
Henry, A.	6-12	2-3	2-2	5	3	16	7	41
Hall, M.	3-3	0-0	4-4	5	2	10	0	25
Marble, J.	4-7	0-0	0-0	1	3	8	0	14
Langford, J.	5-8	1-1	1-2	7	4	12	3	35
Watts, W.	4-12	1-6	0-0	5	2	9	2	33
Bingham Jr., M.	1-2	0-0	5-6	2	2	7	0	20
Brown, G.	2-7	1-5	2-2	2	1	7	0	24
Hauser, J.	3-6	1-2	2-2	3	1	9	0	16
Hoggard, A.J.	1-3	0-1	0-0	0	1	2	2	12
Smith, D.	0-0	0-0	0-0	0	0	0	0	0+
TOTALS	**29-61**	**6-18**	**16-18**	**33**	**19**	**80**	**16**	**225**

Halftime Score – Michigan State 44, UCLA 33. End of Regulation – UCLA 77, Michigan State 77. Team Rebounds – UCLA 4, Michigan State 2. Turnovers – Michigan State 12, UCLA 8. Technicals – None. Attendance: 0. Officials – Doug Sirmons, Patrick Driscoll, Jeffrey Clark.

March 20, 2021 – NCAA First Round
Indianapolis, Indiana (Hinkle Fieldhouse)

UCLA 73	FG	3FG	FT	R	PF	TP	A	MIN
Riley, C.	1-1	0-0	1-2	3	3	3	1	18
Bernard, J.	6-13	1-3	3-4	5	1	16	1	34
Juzang, J.	10-16	3-7	4-5	5	3	27	0	38
Jaquez Jr., J.	5-7	2-2	1-5	8	2	13	3	38
Campbell, T.	3-13	1-5	0-0	1	2	7	5	30
Etienne, M.	0-1	0-0	0-0	1	0	0	0	5
Nwuba, K.	0-1	0-0	0-0	3	4	0	0	16
Singleton, D.	2-3	0-0	0-0	1	1	4	0	12
Kyman, J.	1-3	1-2	0-0	0	0	3	0	6
Clark, J.	0-0	0-0	0-0	1	0	0	0	4
Cremonesi, L.	0-0	0-0	0-0	0	0	0	0	0+
Stong, R.	0-0	0-0	0-0	0	0	0	0	0+
TOTALS	**28-58**	**8-19**	**9-16**	**30**	**18**	**73**	**10**	**200**

BYU 62	FG	3FG	FT	R	PF	TP	A	MIN
Haarms, M.	4-8	0-0	3-5	10	3	11	0	27
George, G.	0-2	0-1	0-2	2	1	0	0	13
Lohner, C.	3-6	0-2	0-0	10	4	6	1	35
Averette, B.	6-12	1-6	2-3	1	2	15	2	30
Barcello, A.	9-17	2-6	0-0	5	1	20	1	38
Knell, T.	0-1	0-1	0-0	0	0	0	0	10
Harward, R.	2-2	0-0	0-0	3	0	4	0	11
Johnson, S.	0-1	0-0	1-2	0	3	1	1	16
Harding, C.	1-2	0-1	3-4	1	4	5	0	21
TOTALS	**25-51**	**3-17**	**9-16**	**34**	**18**	**62**	**5**	**200**

Halftime Score – UCLA 38, BYU 27. Team Rebounds – UCLA 2, BYU 2. Turnovers – BYU 10, UCLA 4. Technicals – None. Attendance: 0. Officials – Randy McCall, Pat Adams, Rob Riley.

March 22, 2021 – NCAA Second Round
Indianapolis, Indiana (Bankers Life Fieldhouse)

ABILENE CHRISTIAN 47	FG	3FG	FT	R	PF	TP	A	MIN
Pleasant, J.	1-9	0-1	1-2	4	2	3	1	30
Kohl, K.	3-6	0-0	2-2	4	1	8	0	11
Daniels, D.	1-5	1-2	2-2	3	0	5	1	19
Miller, R.	2-5	0-1	1-2	8	1	5	7	37
Mason, C.	2-8	1-2	3-3	2	0	8	2	34
Gayman, C.	0-3	0-2	0-0	2	2	0	0	13
Simmons, A.	0-2	0-1	0-0	2	4	0	0	11
Morris, M.	6-12	2-6	0-0	0	0	14	0	22
Cameron, T.	1-3	0-1	0-0	3	4	2	2	13
McLaughlin, L.	1-4	0-3	0-0	0	3	2	0	6
Steele, C.	0-0	0-0	0-0	0	0	0	0	1
Brooks, P.	0-0	0-0	0-0	0	0	0	0	1
Richardson, J.	0-0	0-0	0-0	2	0	0	0	1
Hiepler, P.	0-0	0-0	0-0	0	0	0	0	1
TOTALS	**17-57**	**4-19**	**9-11**	**31**	**15**	**47**	**13**	**200**

UCLA 67	FG	3FG	FT	R	PF	TP	A	MIN
Riley, C.	5-7	0-0	2-6	12	3	12	1	31
Bernard, J.	2-7	1-3	1-2	7	1	6	5	32
Juzang, J.	7-15	3-7	0-0	3	1	17	1	27
Jaquez Jr., J.	4-11	0-2	2-2	7	3	10	2	33
Campbell, T.	3-6	0-0	0-0	1	4	6	4	27
Clark, J.	2-4	0-1	1-2	7	1	5	1	14
Kyman, J.	3-4	2-2	0-0	1	1	8	0	14
Singleton, D.	1-4	1-4	0-0	3	1	3	1	18
Nwuba, K.	0-0	0-0	0-1	0	0	0	0	1
Cremonesi, L.	0-0	0-0	0-0	0	0	0	0	1
Stong, R.	0-0	0-0	0-0	0	0	0	0	1
TOTALS	**27-58**	**7-19**	**6-13**	**42**	**15**	**67**	**15**	**200**

Halftime Score – UCLA 31, Abilene Christian 21. Team Rebounds – UCLA 1, Abilene Christian 1. Turnovers – Abilene Christian 9, UCLA 8. Technicals – None. Attendance: 0. Officials – James Breeding, Michael Greenstein, Byron Jarrett.

March 28, 2021 – NCAA Regional Semifinal
Indianapolis, Indiana (Hinkle Fieldhouse) – OT

UCLA 88	FG	3FG	FT	R	PF	TP	A	MIN
Riley, C.	5-10	0-0	0-0	5	3	10	0	27
Bernard, J.	4-15	4-10	5-5	6	3	17	2	42
Juzang, J.	5-18	1-6	2-2	4	5	13	1	30
Jaquez Jr., J.	6-13	2-6	3-4	8	2	17	3	45
Campbell, T.	5-8	0-1	3-5	2	3	13	5	31
Clark, J.	0-2	0-1	3-4	9	2	3	0	18
Kyman, J.	0-3	0-1	0-0	1	2	0	1	10
Singleton, D.	4-5	3-4	4-5	3	1	15	0	20
Nwuba, K.	0-0	0-0	0-0	0	0	0	0	2
TOTALS	**28-58**	**8-19**	**9-16**	**30**	**18**	**73**	**10**	**225**

ALABAMA 78	FG	3FG	FT	R	PF	TP	A	MIN
Bruner, J.	1-1	1-1	0-0	0	0	3	2	12
Jones, H.	3-6	0-3	2-7	9	3	8	3	30
Shackelford, J.	2-7	0-2	0-0	4	2	4	0	29
Ellis, K.	4-5	1-2	1-3	9	5	10	0	24
Petty Jr., J.	5-15	2-7	4-4	5	4	16	1	42
Gary, J.	4-5	0-0	0-2	5	5	8	0	23
Reese, A.	1-2	1-2	0-2	4	0	3	0	13
Primo, J.	2-6	0-4	2-3	2	2	6	0	16
Quinerly, J.	8-22	2-7	2-4	3	2	20	3	35
TOTALS	**30-69**	**7-28**	**11-25**	**46**	**23**	**78**	**9**	**225**

Halftime Score – UCLA 40, Alabama 29. End of Regulation – UCLA 65, Alabama 65. Team Rebounds – Alabama 5, UCLA 4. Turnovers – Alabama 14, UCLA 8. Technicals – None. Attendance: 0. Officials – Pat Driscoll, Michael Irving, Don Daily.

March 30, 2021 – NCAA Regional Final
Indianapolis, Indiana (Lucas Oil Stadium)

UCLA 51	FG	3FG	FT	R	PF	TP	A	MIN
Riley, C.	2-6	0-0	0-0	0	5	4	3	17
Bernard, J.	2-10	0-2	0-0	9	1	4	2	39
Juzang, J.	11-19	2-5	4-5	2	0	28	0	37
Jaquez Jr., J.	1-6	0-1	2-2	6	2	4	4	38
Campbell, T.	5-10	1-4	0-0	1	1	11	2	33
Clark, J.	0-0	0-0	0-0	1	0	0	0	2
Nwuba, K.	0-0	0-0	0-0	4	3	0	0	21
Singleton, D.	0-1	0-0	0-0	1	0	0	1	5
Kyman, J.	0-2	0-1	0-0	2	1	0	0	5
Etienne, M.	0-0	0-0	0-0	0	1	0	0	2
TOTALS	**21-54**	**3-13**	**6-7**	**28**	**14**	**51**	**12**	**200**

MICHIGAN 49	FG	3FG	FT	R	PF	TP	A	MIN
Johns Jr., B.	4-5	0-0	0-0	0	0	8	0	30
Dickinson, H.	5-10	0-0	1-4	2	3	11	0	29
Smith, M.	1-7	1-3	0-2	5	2	3	4	31
Wagner, F.	1-10	0-4	2-2	8	3	4	2	35
Brooks, E.	3-8	0-1	2-2	5	2	8	4	37
Brown, C.	3-5	2-3	0-0	9	1	8	2	27
Davis, A.	3-6	0-0	1-1	3	0	7	0	11
TOTALS	**20-51**	**3-11**	**6-11**	**38**	**11**	**49**	**12**	**200**

Halftime Score – UCLA 27, Michigan 23. Team Rebounds – MIchigan 6, UCLA 1. Turnovers – Michigan 14, UCLA 8. Technicals – None. Attendance: 7,515. Officials – Bo Boroski, Verne Harris, Lee Cassell.

April 3, 2021 – NCAA Final Four
Indianapolis, Indiana (Lucas Oil Stadium)

UCLA 90	FG	3FG	FT	R	PF	TP	A	MIN
Riley, C.	7-14	0-0	0-1	10	3	14	5	42
Bernard, J.	2-3	1-2	0-0	4	4	5	2	18
Juzang, J.	12-18	3-6	2-4	6	2	29	2	45
Jaquez Jr., J.	6-12	2-5	5-7	5	2	19	4	40
Campbell, T.	6-11	1-3	4-5	1	2	17	7	35
Singleton, D.	1-1	1-1	0-0	3	1	3	1	32
Clark, J.	0-0	0-0	3-4	2	2	3	0	8
Kyman, J.	0-0	0-0	0-0	0	0	0	0	5
Nwuba, K.	0-0	0-0	0-0	0	0	0	0	0+
TOTALS	**34-59**	**8-17**	**14-21**	**32**	**16**	**90**	**21**	**225**

GONZAGA 93	FG	3FG	FT	R	PF	TP	A	MIN
Timme, D.	11-15	0-1	3-5	4	4	25	2	37
Kispert, C.	6-13	2-8	1-2	5	2	15	5	44
Suggs, J.	6-12	2-5	2-2	5	3	16	6	40
Nembhard, A.	4-9	1-3	2-4	1	1	11	8	42
Ayayi, J.	9-12	2-3	2-3	6	3	22	2	42
Watson, A.	0-0	0-0	2-4	1	3	2	0	11
Cook, A.	1-2	0-1	0-0	1	0	2	3	9
TOTALS	**20-51**	**3-11**	**6-11**	**38**	**11**	**49**	**12**	**200**

Halftime Score – Gonzaga 45, UCLA 44. End of Regulation – Gonzaga 81, UCLA 81. Team Rebounds – Gonzaga 3, UCLA 1. Turnovers – UCLA 10, Gonzaga 10. Technicals – None. Attendance: 8,131. Officials – Ron Groover, Jeff Anderson, James Breeding.

March 17, 2022 – NCAA First Round
Portland, Oregon (Moda Center)

AKRON 53	FG	3FG	FT	R	PF	TP	A	MIN
A. Ali	2-10	1-4	0-0	1	1	5	1	36
E. Freeman	5-6	0-0	4-4	10	5	14	1	24
G. Tribble	2-7	0-1	1-1	4	1	5	0	27
X. Castaneda	8-17	2-7	0-0	6	3	18	1	33
M. Dawson	1-4	0-2	0-0	5	1	2	1	31
A. Bandaogo	1-2	0-0	0-1	3	1	2	0	12
M. Wynn	0-3	0-1	0-0	1	2	0	0	16
G. Clarke	2-4	1-2	2-2	4	1	7	0	21
TOTALS	**21-53**	**4-17**	**7-8**	**34**	**15**	**53**	**4**	**200**

UCLA 57	FG	3FG	FT	R	PF	TP	A	MIN
C. Riley	1-4	0-0	0-0	8	3	2	0	23
J. Bernard	4-11	2-6	0-0	4	0	10	1	36
J. Juzang	3-11	1-4	2-2	5	0	9	2	30
T. Campbell	6-12	3-6	1-1	1	1	16	5	38
J. Jaquez Jr.	3-10	1-4	8-9	9	1	15	6	37
M. Johnson	0-0	0-0	0-0	1	3	0	0	9
D. Singleton	0-2	0-1	0-0	0	0	0	0	6
J. Clark	0-1	0-0	0-1	0	2	0	0	15
P. Watson	2-3	1-1	0-0	0	1	5	0	6
TOTALS	**19-54**	**8-22**	**11-13**	**34**	**11**	**57**	**14**	**200**

Halftime Score – Akron 26, UCLA 25. Team Rebounds – UCLA 6, Akron 0. Turnovers – Akron 10, UCLA 8. Technicals – None. Attendance: 14,217. Officials – Terry Wymer, Matt Potter, Amy Bonner.

March 19, 2022 – NCAA Second Round
Portland, Oregon (Moda Center)

SAINT MARY'S 56	FG	3FG	FT	R	PF	TP	A	MIN
M. Tass	4-5	0-0	6-7	7	2	14	3	35
K. Bowen	1-2	0-0	0-0	0	3	2	0	33
L. Johnson	6-14	3-5	3-4	5	4	18	3	39
T. Kuhse	5-13	1-7	0-0	2	1	11	6	38
A. Ducas	4-12	3-9	0-0	5	2	11	0	37
D. Fotu	0-0	0-0	0-0	1	3	0	0	7
J. Mullins	0-0	0-0	0-1	0	0	0	0	3
M. Saxen	0-3	0-0	0-0	4	0	0	0	4
A. Marciulionis	0-0	0-0	0-0	0	1	0	0	3
L. Bockler	0-0	0-0	0-0	0	0	0	0	1
J. Brown	0-0	0-0	0-0	0	0	0	0	0+
TOTALS	**20-49**	**7-21**	**9-12**	**25**	**16**	**56**	**12**	**200**

UCLA 72	FG	3FG	FT	R	PF	TP	A	MIN
C. Riley	3-4	1-1	2-3	5	2	9	1	28
J. Bernard	5-9	3-5	1-2	5	1	14	4	31
J. Juzang	6-11	0-1	2-2	8	2	14	2	38
T. Campbell	4-8	0-1	8-8	3	3	16	4	32
J. Jaquez Jr.	6-11	0-0	3-4	1	2	15	2	30
M. Johnson	0-0	0-0	0-0	0	1	0	0	12
D. Singleton	0-1	0-1	0-0	0	0	0	1	8
J. Clark	1-1	0-0	0-0	1	0	2	0	11
P. Watson	1-1	0-0	0-0	1	1	2	0	10
R. Stong	0-0	0-0	0-0	0	0	0	0	0+
TOTALS	**26-46**	**4-9**	**16-19**	**27**	**12**	**72**	**14**	**200**

Halftime Score – UCLA 36, Saint Mary's 29. Team Rebounds – UCLA 3, Saint Mary's 1. Turnovers – Saint Mary's 9, UCLA 6. Technicals – None. Attendance: 17,907. Officials – Gerry Pollard, Michael Irving, Rob Riley.

March 25, 2022 – NCAA Regional Semifinal
Philadelphia, Pa. (Wells Fargo Arena)

NORTH CAROLINA 73	FG	3FG	FT	R	PF	TP	A	MIN
A. Bacot	6-10	0-0	2-4	15	3	14	2	31
B. Manek	5-13	3-10	0-0	8	1	13	2	37
L. Black	1-5	0-2	0-0	2	0	2	0	39
C. Love	11-24	6-13	2-2	3	2	30	4	40
RJ Davis	3-11	1-4	5-5	7	2	12	3	37
D. Styles	0-1	0-1	0-0	2	0	0	0	5
P. Johnson	1-2	0-1	0-1	2	1	2	0	11
TOTALS	**27-66**	**10-31**	**9-12**	**43**	**9**	**73**	**11**	**200**

UCLA 66	FG	3FG	FT	R	PF	TP	A	MIN
C. Riley	2-6	0-0	0-0	4	2	4	0	25
J. Bernard	7-11	2-5	0-0	5	0	16	1	38
J. Juzang	5-13	2-4	2-2	4	2	14	2	39
T. Campbell	6-9	0-1	3-4	2	2	15	6	38
J. Jaquez Jr.	5-18	0-3	0-2	5	0	10	2	38
J. Clark	1-3	1-1	0-0	2	1	3	0	5
M. Johnson	2-2	0-0	0-0	4	2	4	0	12
P. Watson	0-0	0-0	0-0	1	1	0	0	3
J. Kyman	0-0	0-0	0-0	0	1	0	0	2
TOTALS	**28-62**	**5-14**	**5-8**	**34**	**11**	**66**	**11**	**200**

Halftime Score – UCLA 31, North Carolina 28. Team Rebounds – UCLA 7, North Carolina 4. Turnovers – North Carolina 8, UCLA 6. Technicals – None. Attendance: 20,136. Officials – Tony Padilla, Lee Cassell, Courtney Green

March 16, 2023 – NCAA First Round
Sacramento, Calif. (Golden 1 Center)

UNC ASHEVILLE 53	FG	3FG	FT	R	PF	TP	A	MIN
D. Pember	4-8	1-3	4-4	2	3	13	2	37
N. McMullen	3-7	0-0	2-4	10	1	8	0	26
C. Burgess	2-6	1-2	0-0	1	1	5	1	22
T. Jones	5-12	1-6	0-0	3	2	11	2	34
F. Abee	1-6	1-4	0-0	1	2	3	2	30
J. Battle	0-2	0-0	0-0	0	1	0	1	13
A. Caldwell	3-8	2-4	3-4	1	3	11	1	19
T. Stephney	0-1	0-1	0-0	0	0	0	0	10
A. Sylla	1-1	0-0	0-1	1	1	2	0	7
D. Cunningham	0-0	0-0	0-0	0	1	0	0	2
S. Mason	0-0	0-0	0-0	0	0	0	0	1
D. Gabrelcik	0-0	0-0	0-0	0	0	0	0	1
TOTALS	**19-51**	**6-20**	**9-13**	**25**	**15**	**53**	**9**	**200**

UCLA 86	FG	3FG	FT	R	PF	TP	A	MIN
K. Nwuba	4-4	0-0	2-3	4	1	10	1	25
A. Bailey	6-12	0-2	5-6	4	1	17	6	30
T. Campbell	2-9	1-3	2-2	3	0	7	10	26
J. Jaquez Jr.	8-14	0-1	1-3	8	0	17	1	30
D. Singleton	4-8	3-7	0-0	2	1	11	3	29
D. Andrews	2-7	0-1	1-1	3	1	5	0	18
M. Etienne	5-5	0-0	0-0	2	3	10	0	13
W. McClendon	2-2	0-0	0-0	3	3	4	2	19
A. Canka	1-1	1-1	2-2	1	1	5	0	6
L. Cremonesi	0-0	0-0	0-0	2	0	0	1	2
R. Stong	0-1	0-1	0-0	1	0	0	0	2
TOTALS	**34-63**	**5-16**	**13-17**	**40**	**11**	**86**	**24**	**200**

Halftime Score – UCLA 46, UNC Asheville 25. Team Rebounds – UCLA 7, UNC Asheville 6. Turnovers – UNC Asheville 16, UCLA 8. Technicals – None. Attendance: 14,527. Officials – John Higgins, Jeb Hartness, Antonio Petty.

March 18, 2023 – NCAA Second Round
Sacramento, Calif. (Golden 1 Center)

NORTHWESTERN 63	FG	3FG	FT	R	PF	TP	A	MIN
R. Beran	1-4	1-3	0-0	0	3	3	0	11
M. Nicholson	7-7	0-0	3-4	9	1	17	0	31
B. Buie	5-13	2-3	6-7	4	1	18	4	39
C. Audige	6-17	2-7	2-2	2	3	16	7	35
T. Berry	1-8	1-6	0-0	5	4	3	0	38
T. Verhoeven	0-0	0-0	0-0	1	1	0	0	9
B. Barnhizer	1-9	0-3	2-2	6	2	4	0	32
N. Martinelli	1-1	0-0	0-0	1	1	2	0	5
R. Dixon III	0-0	0-0	0-0	0	0	0	0	0+
TOTALS	**22-59**	**6-22**	**13-15**	**34**	**16**	**63**	**11**	**200**

UCLA 68	FG	3FG	FT	R	PF	TP	A	MIN
A. Bona	3-3	0-0	0-2	1	3	6	0	21
A. Bailey	5-7	2-2	2-3	4	3	14	6	38
T. Campbell	0-7	0-2	12-12	3	1	12	7	38
J. Jaquez Jr.	11-19	2-4	0-0	8	2	24	4	38
D. Singleton	2-6	1-5	0-0	6	0	5	0	28
K. Nwuba	0-0	0-0	2-2	2	4	2	0	16
D. Andrews	1-2	1-2	2-2	2	0	5	0	15
W. McClendon	0-0	0-0	0-0	0	1	0	0	2
M. Etienne	0-0	0-0	0-0	0	0	0	0	2
TOTALS	**22-44**	**6-15**	**18-21**	**28**	**14**	**68**	**17**	**200**

Halftime Score – UCLA 35, Northwestern 25. Team Rebounds – Northwestern 6, UCLA 2. Turnovers – Northwestern 8, UCLA 8. Technicals – None. Attendance: 16,806. Officials – Brian O'Connell, Earl Walton, Kevin Brill.

March 23, 2023 – NCAA Regional Semifinal
Las Vegas, Nev. (T-Mobile Arena)

GONZAGA 79	FG	3FG	FT	R	PF	TP	A	MIN
D. Timme	16-24	1-1	3-6	13	2	36	4	38
A. Watson	3-6	1-1	1-3	9	3	8	2	36
J. Strawther	5-15	3-8	3-5	10	1	16	1	38
N. Hickman	0-4	0-1	0-0	1	1	0	2	21
R. Bolton	0-1	0-1	0-0	3	1	0	2	17
M. Smith	6-11	1-4	1-2	6	4	14	2	24
B. Gregg	0-0	0-0	0-0	1	1	0	0	5
H. Sallis	2-3	0-0	1-1	5	2	5	1	21
TOTALS	**32-64**	**6-16**	**9-17**	**50**	**15**	**79**	**14**	**200**

UCLA 76	FG	3FG	FT	R	PF	TP	A	MIN
K. Nwuba	1-2	0-0	0-0	1	1	2	0	32
A. Bailey	7-13	2-2	3-4	5	1	19	0	34
T. Campbell	5-16	1-5	3-4	2	0	14	9	38
J. Jaquez Jr.	12-25	1-3	4-4	11	4	29	3	39
D. Singleton	2-7	2-5	2-2	5	3	8	1	38
M. Etienne	0-0	0-0	1-2	0	1	1	1	5
D. Andrews	1-2	1-1	0-0	0	2	3	0	11
W. McClendon	0-2	0-2	0-0	0	3	0	0	4
TOTALS	**28-67**	**7-18**	**13-16**	**26**	**15**	**76**	**14**	**200**

Halftime Score – UCLA 46, Gonzaga 33. Team Rebounds – UCLA 2, Gonzaga 2. Turnovers – Gonzaga 16, UCLA 6. Technicals – None. Attendance: 18,544. Officials – Kipp Kissinger, Bert Smith, Gerry Pollard.

March 20, 2025 – NCAA First Round
Lexington, Ky. (Rupp Arena)

UTAH STATE 47	FG	3FG	FT	R	PF	TP	A	MIN
T. Anderson	1-3	1-3	0-0	4	2	3	0	19
K. Templin	2-6	0-3	0-1	5	2	4	1	20
I. Martinez	1-11	0-7	0-0	0	0	2	3	30
M. Falslev	6-17	1-6	4-4	10	0	17	3	37
D. Albury	5-12	1-5	1-1	7	1	12	1	28
D. Allen	1-4	0-2	0-0	1	0	2	1	22
A. Gateretse	1-2	0-0	1-2	1	3	3	0	15
J. Barnes	0-0	0-0	0-0	1	0	0	0	7
I. Johnson	1-1	1-1	0-0	2	3	3	0	5
TOTALS	**18-60**	**4-31**	**7-10**	**35**	**11**	**47**	**9**	**200**

UCLA 72	FG	3FG	FT	R	PF	TP	A	MIN
E. Dailey Jr.	5-11	0-3	4-4	4	2	14	1	23
T. Bilodeau	4-9	1-2	0-0	7	2	9	0	29
K. Johnson	2-4	2-3	2-2	8	3	8	4	30
D. Andrews	2-5	2-4	2-2	1	1	8	8	29
S. Clark	5-8	4-7	0-0	2	1	14	2	34
A. Mara	4-5	0-0	2-2	6	1	10	2	20
L. Stefanovic	3-8	1-4	0-0	3	1	7	4	15
S. Mack	0-3	0-1	0-0	2	0	0	1	13
W. Kyle III	1-1	0-0	0-0	0	0	2	0	3
T. Perry	0-0	0-0	0-0	0	0	0	0	4
J. Seidler	0-0	0-0	0-0	0	0	0	0	1
TOTALS	**26-54**	**10-24**	**10-10**	**38**	**11**	**72**	**22**	**200**

Halftime Score – UCLA 39, Utah State 27. Team Rebounds – UCLA 5, Utah State 4. Turnovers – Utah State 11, UCLA 9. Technicals – None. Attendance: 16,258. Officials – Doug Sirmons, Steven Anderson, Kevin Brill.

March 22, 2025 – NCAA Second Round
Lexington, Ky. (Rupp Arena)

UCLA 58	FG	3FG	FT	R	PF	TP	A	MIN
E. Dailey Jr.	1-5	0-2	0-0	1	3	2	0	16
T. Bilodeau	6-12	2-6	1-3	4	0	15	1	32
K. Johnson	1-3	0-2	0-0	4	4	2	1	27
D. Andrews	0-2	0-1	0-0	2	3	0	2	22
S. Clark	5-11	4-8	4-4	1	3	18	0	21
A. Mara	3-9	0-0	1-1	5	1	7	3	20
S. Mack	1-3	0-1	2-2	1	2	4	1	21
L. Stefanovic	1-5	0-2	0-0	3	2	2	1	15
W. Kyle III	0-1	0-0	1-2	1	1	1	0	10
T. Perry	1-2	1-1	2-2	1	0	5	1	17
TOTALS	**20-54**	**7-23**	**11-14**	**26**	**19**	**58**	**10**	**200**

TENNESSEE 67	FG	3FG	FT	R	PF	TP	A	MIN
I. Milicic Jr.	2-5	0-1	0-0	7	1	4	1	25
F. Okpara	1-4	0-0	2-2	7	1	4	0	26
C. Lanier	6-14	4-5	4-4	4	0	20	2	35
Z. Zeigler	4-9	2-6	5-5	3	2	15	6	38
J. Mashack	2-3	2-3	0-0	1	4	6	1	19
J. Gainey	4-10	3-6	2-3	2	2	13	3	32
C. Phillips	2-3	0-0	1-2	6	4	5	2	22
D. Dubar	0-1	0-1	0-0	0	0	0	0	3
TOTALS	**21-49**	**11-22**	**14-16**	**36**	**14**	**67**	**15**	**200**

Halftime Score – Tennessee 32, UCLA 25. Team Rebounds – Tennessee 6, UCLA 3. Turnovers – Tennessee 18, UCLA 11. Technicals – None. Attendance: 17,484. Officials – Paul Szelc, Joe Lindsay, Brooks Wells.

UCLA IN THE NCAA TOURNAMENT BY THE NUMBERS

NCAA Championships:	11
NCAA Final Four Appearances:	19
NCAA Regional Finals (Elite Eight):	23
NCAA Regional Semifinals (Sweet 16):	38
NCAA Tournament Appearances:	53
Overall Tournament Record:	116-46
Overall Record at the Final Four:	28-7

Miscellaneous: UCLA has gone 56-29 in the NCAA Tournament since the field expanded to 64 teams in 1985. Likewise, the Bruins have made 17 trips to the "Sweet 16" (regional semifinals) since the tournament began to include at least 64 teams in 1985.

Notes: UCLA's six games in the 1980 NCAA Tournament and one game in the 1999 NCAA Tournament were later vacated by NCAA action. Those contests and NCAA Tournament appearances are not recognized by the NCAA.

CAREER STATS IN THE NCAA TOURNAMENT

PLAYER	YEARS	G	MIN	MPG	FG-A	PCT	3FG-A	PCT	FT-A	PCT	REB	RPG	AST	STL	BLK	PTS	PPG
Abdul-Hamid, Mustafa	2008	2	12	6.0	1-1	1.000	1-1	1.000	0-0	.000	3	1.5	4	1	0	3	1.5
Aboya, Alfred	2006-09	18	261	14.5	18-39	.462	0-0	.000	15-23	.652	47	2.6	4	10	5	51	2.8
Adams, Carroll	1956	2	–	–	0-3	.000	–	–	0-0	.000	2	1.0	–	–	–	0	0.0
Adams, Jordan	2014	3	92	30.7	22-39	.564	4-13	.308	9-11	.818	17	5.7	9	5	1	57	19.0
Afflalo, Arron	2005-07	12	379	31.6	50-132	.379	21-65	.323	45-52	.865	47	3.9	15	6	0	166	13.8
Alba, Ray	1950	2	–	–	0-15	.000	–	–	0-3	.000	–	–	–	–	–	0	0.0
Alcindor, Lew	1967-69	12	–	15.5	115-179	.642	–	–	74-119	.622	201	16.8	–	–	–	304	25.3
Alford, Bryce	2014-15, 2017	9	283	31.4	35-83	.422	25-54	.463	15-17	.882	16	1.8	27	3	0	110	12.2
Alford, Kory	2014-15	4	4	1.0	0-0	.000	0-0	.000	0-0	.000	0	0.0	0	0	0	0	0.0
Ali, Prince	2018	1	24	24.0	5-10	.500	1-2	.500	2-6	.333	2	2.0	1	0	1	13	13.0
Allen, Lucius	1967-68	8	–	18.2	46-100	.460	–	–	29-38	.763	54	6.8	–	–	–	121	15.1
Allen, Noah	2014-15	6	17	2.8	0-0	.000	0-0	.000	0-3	.000	2	0.3	1	0	0	0	0.0
Allums, Darrell	1978-80	10	147.5	14.8	13-24	.542	–	–	5-11	.455	44	4.4	5	0	1	39	3.9
Alper, Art	1950	2	–	–	1-4	.250	–	–	1-2	.500	–	–	–	–	–	3	1.5
Anderson, Jerime	2009, 2011	4	55	13.8	1-8	.125	0-1	.000	4-4	1.000	4	1.0	5	0	0	6	1.5
Anderson, Kyle	2013-14	4	129	32.2	14-42	.333	2-5	.400	10-14	.714	34	8.5	20	6	3	40	10.0
Anderson, Tony	1980-81	3	20	6.7	0-1	.000	–	–	1-2	.500	3	1.0	0	0	2	1	0.3
Andrews, Dylan	2023, 2025	5	95	19.1	6-18	.333	4-9	.444	5-5	1.000	8	1.6	10	2	1	21	4.2
Anigbogu, Ike	2017	2	22	11.0	2-3	.667	0-0	.000	2-4	.500	2	1.0	0	1	1	6	3.0
Arnold, Jack	1956	2	–	–	1-3	.333	–	–	0-0	.000	2	1.0	–	–	–	2	1.0
Arrillaga, Randy	1980	1	0.5	0.5	1-2	.500	–	–	0-0	.000	0	0.0	0	0	0	2	2.0
Bailey, Amari	2023	3	102	34.0	18-32	.563	4-6	.667	10-13	.769	13	4.3	12	5	0	50	16.7
Bailey, Ryan	1999-01	7	60	8.6	4-15	.267	0-5	.000	2-2	1.000	3	0.4	6	7	0	10	1.4
Bailey, Toby	1995-98	14	472	33.7	76-166	.458	15-49	.306	42-60	.700	95	6.8	50	19	8	209	14.9
Ball, Lonzo	2017	3	110	36.7	17-27	.630	7-16	.438	2-4	.500	14	4.7	20	2	2	43	14.3
Bane, Ron	1952	2	–	–	4-8	.500	–	–	8-11	.727	5	2.5	–	–	–	16	8.0
Banton, Dick	1956	2	–	–	6-15	.400	–	–	7-7	1.000	9	4.5	–	–	–	19	9.5
Barnes, Matt	1999-02	10	234	23.4	36-86	.419	4-19	.211	11-19	.579	58	5.8	33	12	8	87	8.7
Bernard, Jules	2021-22	9	308	34.2	36-87	.414	15-38	.395	12-17	.706	53	5.9	20	7	3	99	11.0
Betchley, Rick	1970-71	7	–	2.0	5-7	.714	–	–	4-7	.571	1	0.1	1	–	–	14	2.0
Bibby, Henry	1970-72	12	–	23.1	70-154	.455	–	–	42-47	.894	53	4.4	27	–	–	172	14.3
Bilodeau, Tyler	2025	2	61	30.5	10-21	.476	3-8	.375	1-3	.333	11						
Blackman, Pete	1962	4	–	–	12-30	.400	–	–	6-7	.857	17	4.2	–	–	–	30	7.5
Bona, Adem	2023	1	21	21.0	3-3	1.000	0-0	.000	0-2	.000	1	1.0	0	0	2	6	6.0
Booker, Kenny	1970-71	8	–	4.2	5-18	.278	–	–	3-6	.500	9	1.1	8	–	–	13	1.6
Boyle, David	1993	1	1	1.0	0-0	.000	0-0	.000	0-0	.000	0	0.0	0	0	0	0	0.0
Bozeman, Cedric	2002, 2006	9	241	26.8	19-49	.388	1-10	.100	11-15	.733	36	4.0	28	6	2	50	5.6
Bragg, Don	1952	2	–	–	3-16	.188	–	–	2-3	.667	12	6.0	–	–	–	8	4.0
Brooks, Brandon	2000	2	6	3.0	1-1	1.000	0-0	.000	0-0	.000	1	0.5	0	1	0	2	1.0
Brown, David	2014-15	4	4	1.0	0-2	.000	0-1	.000	0-0	.000	1	0.2	0	0	0	0	0.0
Burke, Connie	1956	2	–	–	2-16	.125	–	–	3-4	.750	12	6.0	–	–	–	7	3.5
Burns, Marquis	1994	1	20	20.0	4-6	.667	3-5	.600	0-1	.000	1	1.0	0	2	0	11	11.0
Butler, Mitchell	1990-93	10	236	23.6	26-52	.500	1-4	.250	15-22	.682	41	4.1	20	7	1	68	6.8
Campbell, Tyger	2021-23	12	401	33.4	47-115	.409	9-33	.273	38-43	.884	20	1.7	68	12	2	141	11.8
Canka, Abramo	2023	1	6	6.0	1-1	1.000	1-1	1.000	2-2	2.000	1	1.0	0	0	0	5	5.0
Carson, Vince	1972-73	6	–	2.8	1-4	.250	–	–	0-3	.000	8	1.3	3	–	–	2	0.3
Chambers, Brice	1965	3	–	–	0-6	.000	–	–	0-1	.000	3	1.0	–	–	–	0	0.0
Chapman, Jon	1970-72	8	–	2.1	3-6	.500	–	–	0-2	.000	10	1.2	2	–	–	6	0.8
Chrisman, Joe	1967	2	–	2.0	2-2	1.000	–	–	3-5	.600	1	0.5	–	–	–	7	3.5
Clark, Jaylen	2021-22	9	88	9.8	5-13	.385	1-3	.333	9-13	.692	26	2.9	3	2	2	20	2.2
Clark, Skyy	2025	2	55	27.3	10-19	.526	8-15	.533	4-4	1.000	3	1.5	2	3	0	32	16.0
Collison, Darren	2006-09	18	516	28.7	54-132	.409	21-45	.467	39-47	.830	34	1.9	46	27	1	168	9.3
Corliss, Casey	1973, 1975	3	3	1.0	0-1	.000	–	–	2-2	1.000	0	0.0	0	–	–	2	0.7
Costello, Mark	1952	2	–	–	1-1	1.000	–	–	0-0	–	1	0.5	–	–	–	2	1.0
Cremonesi, Logan	2021, 2023	2	2	1.0	0-0	.000	0-0	.000	0-0	.000	2	1.0	1	0	0	0	0.0
Cummings, T.J.	2001-02	6	65	10.8	6-16	.375	1-5	.200	4-4	1.000	13	2.2	1	2	2	17	2.8
Cunningham, Gary	1962	4	–	–	26-58	.448	–	–	17-19	.895	38	9.5	–	–	–	69	17.2
Curtis, Thomas	1972-74	12	–	16.7	36-72	.500	–	–	13-19	.684	23	1.9	31	–	–	85	7.1
Dailey Jr., Eric	2025	2	38	19.0	6-16	.375	0-5	.000	4-4	1.000	5	2.5	1	2	0	16	8.0
Daley, Kevin	1998	1	3	3.0	2-3	.667	0-1	.000	0-0	.000	1	1.0	0	1	0	4	4.0
Darrow, Chuck	1964	2	–	–	0-1	.000	–	–	3-4	.750	1	0.5	–	–	–	3	1.5
Davidson, Jack	1952	2	–	–	1-3	.333	–	–	0-0	.000	2	1.0	–	–	–	2	1.0
Davis, Baron	1998-99	3	85	28.3	14-28	.500	5-16	.312	3-5	.600	8	2.7	6	6	0	36	12.0
Daye, Darren	1980-81, 1983	8	154	19.2	20-45	.444	–	–	10-16	.625	24	3.0	10	6	1	50	6.2
Dempsey, Kevin	1993-96	7	49	7.0	11-26	.423	5-13	.385	1-2	.500	10	1.4	1	1	0	28	4.0
Dollar, Cameron	1994-97	12	341	28.4	26-61	.426	4-13	.308	23-36	.639	41	3.4	45	25	1	79	6.6
Dragovic, Nikola	2007-09	5	90	18.0	10-22	.455	7-15	.467	2-2	1.000	23	4.6	2	2	3	29	5.8
Drew II, Larry	2013	1	39	39.0	1-6	.167	0-3	.000	2-2	1.000	1	1.0	3	0	0	4	4.0
Drollinger, Ralph	1973-76	13	179	13.8	28-55	.509	–	–	18-31	.581	76	5.8	11	–	–	74	5.7
Eblin, Bill	1956	1	–	–	0-3	.000	–	–	0-0	.000	3	3.0	–	–	–	0	0.0
Ecker, John	1969-71	9	–	0.7	6-10	.600	–	–	4-5	.800	5	0.6	1	–	–	16	1.8
Edney, Tyus	1992-95	13	377	29.0	41-99	.414	7-26	.269	44-53	.830	36	2.8	68	13	0	133	10.2
Elkind, Steve	1992	3	3	1.0	0-1	.000	0-0	.000	0-0	.000	1	0.3	0	0	0	0	0.0
Erickson, Keith	1963-65	10	–	–	48-114	.421	–	–	20-34	.588	68	6.8	–	–	–	116	11.6
Etienne, Mac	2021, 2023	6	34	5.7	5-10	.500	0-0	.000	1-2	.500	5	0.8	1	0	1	11	1.8

CAREER STATS IN THE NCAA TOURNAMENT

PLAYER	YEARS	G	MIN	MPG	FG-A	PCT	3FG-A	PCT	FT-A	PCT	REB	RPG	AST	STL	BLK	PTS	PPG
Evans, Jerry	1952	2	–	–	1-3	.333	–	–	0-1	.000	1	0.5	–	–	–	2	1.0
Farmar, Jordan	2005-06	7	227	32.4	28-82	.341	13-44	.295	9-16	.562	15	2.1	30	10	2	78	11.1
Farmer, Larry	1969, 1971-73	13	–	14.9	37-86	.430	–	–	11-20	.550	45	3.5	7	–	–	85	6.5
Farnham, Sean	1997-00	7	29	4.1	2-5	.400	0-0	.000	4-7	.571	5	0.7	2	2	0	8	1.1
Fey, Michael	2005-06	3	23	7.7	5-8	.625	0-0	.000	0-2	.000	1	0.3	2	0	0	10	3.3
Fields, Kenny	1981, 1983	2	53	26.5	8-23	.348	–	–	6-9	.667	9	4.5	1	2	0	22	11.0
Flowers, Jason	2001	2	3	1.5	1-1	1.000	0-0	.000	0-0	.000	1	0.5	1	0	1	2	1.0
Foster, Greg	1987	2	28	14	2-4	.500	0-0	.000	2-3	.667	3	1.5	3	2	1	6	3.0
Foster, Rod	1980-81, 1983	8	245	30.6	40-86	.465	–	–	21-23	.913	14	1.8	19	11	1	101	12.6
Franklin, Gary	1972-74	9	–	4.2	8-13	.615	–	–	0-2	.000	12	1.3	2	–	–	16	1.8
Gadzuric, Dan	2000-02	9	274	30.4	53-90	.589	0-0	.000	9-27	.333	84	9.3	4	4	20	115	12.8
Gailbraith, John	1965	2	–	–	0-0	.000	–	–	0-0	.000	0	0.0	–	–	–	0	0.0
Givens, omm'A	1995	3	14	4.7	3-4	.750	0-0	.000	0-0	.000	2	0.7	0	0	1	6	2.0
Goloman, Gyorgy	2015, 2017-18	7	81	11.6	7-10	.700	0-2	.000	2-3	.667	13	1.9	3	3	7	16	2.3
Goodrich, Gail	1963-65	10	–	–	84-181	.464	–	–	67-82	.817	40	4.0	–	–	–	235	23.5
Gordon, Drew	2009	1	9	9.0	1-1	1.000	0-0	.000	2-2	1.000	2	2.0	0	0	1	4	4.0
Goss, Fred	1963, 1965	6	–	–	27-68	.397	–	–	8-9	.889	21	3.5	–	–	–	62	10.3
Gower, Larry	1962	1	–	–	0-0	.000	–	–	2-2	1.000	1	1.0	–	–	–	2	2.0
Gray, Stuart	1983	1	18	18.0	2-5	.400	–	–	0-0	.000	4	4.0	0	1	0	4	4.0
Green, John	1962	4	–	–	20-59	.339	–	–	28-38	.737	21	5.2	–	–	–	68	17.0
Greenwood, David	1976-79	12	363	30.2	73-141	.518	–	–	21-31	.677	92	7.7	16	–	–	167	13.9
Haley, Jack	1987	2	50	25.0	2-12	.167	0-0	.000	4-8	.500	9	4.5	0	1	2	8	4.0
Halsten, Jim	1956	2	–	–	6-13	.462	–	–	10-17	.588	9	4.5	–	–	–	22	11.0
Hamilton, Isaac	2015, 2017	6	197	32.8	28-61	.459	9-20	.450	3-5	.600	25	4.2	21	1	3	68	11.3
Hamilton, Roy	1976-79	9	238	26.4	52-97	.536	–	–	27-46	.587	28	3.1	44	–	–	131	14.6
Hands, Jaylen	2018	1	23	23.0	1-4	.250	1-3	.333	1-2	.500	5	5.0	1	0	1	4	4.0
Harbour, Matt	1997-98	3	4	1.3	1-3	.333	0-0	.000	0-0	.000	4	1.3	0	1	0	2	0.7
Harrison, Jim	1956	1	–	–	0-2	.000	–	–	0-0	.000	0	0.0	–	–	–	0	0.0
Hatcher, Montel	1987	2	37	18.5	8-18	.444	2-5	.400	0-0	.000	3	1.5	3	1	0	18	9.0
Hazzard, Walt	1962-64	10	–	–	57-123	.463	–	–	48-61	.787	57	5.7	–	–	–	162	16.2
Heitz, Kenny	1967-69	12	–	8.3	29-64	.453	–	–	8-13	.615	26	2.2	–	–	–	66	5.5
Henderson, J.R.	1995-98	14	425	30.4	70-140	.500	5-10	.500	27-46	.587	78	5.6	23	24	4	172	12.3
Herring, Al	1956	2	–	–	2-11	.182	–	–	3-6	.500	16	8.0	–	–	–	7	3.5
Hibler, Mike	1952	2	–	–	4-16	.250	–	–	4-9	.444	15	7.5	–	–	–	12	6.0
Hicks, Bill	1962	3	–	–	5-8	.625	–	–	0-2	.000	5	1.7	–	–	–	10	3.3
Hill, Andy	1970-72	7	–	2.4	4-5	.800	–	–	9-13	.692	1	0.1	2	–	–	17	2.4
Hines, Rico	1998-00, 2002	9	101	11.2	6-12	.500	3-5	.600	7-7	1.000	12	1.3	4	6	0	22	2.4
Hirsch, Jack	1963-64	6	–	–	30-69	.435	–	–	17-22	.773	39	6.5	–	–	–	77	12.8
Hoffart, John	2002	2	3	1.5	0-0	–	0-0	.000	0-0	.000	0	0.0	0	0	0	0	0.0
Hoffman, Vaughn	1964-65	5	–	–	2-4	.500	–	–	0-1	.000	3	0.6	–	–	–	4	0.8
Holiday, Aaron	2017-18	4	117	29.3	17-37	.459	5-18	.278	6-8	.750	9	2.3	27	3	1	45	11.3
Holiday, Jrue	2009	2	65	32.5	6-18	.333	1-4	.250	4-7	.571	5	2.5	13	3	0	17	8.5
Holland, Brad	1976-79	8	168	21.0	37-78	.474	–	–	18-21	.857	9	1.1	20	–	–	92	11.5
Hollins, Ryan	2005-06	7	176	25.1	26-38	.684	0-0	–	20-33	.606	43	6.1	2	1	9	72	10.3
Hollyfield, Larry	1972-73	8	–	12.3	24-54	.444	–	–	2-2	1.000	22	2.8	23	–	–	50	6.2
Holton, Michael	1980-81	7	220.5	31.5	15-36	.417	–	–	14-18	.778	16	2.3	12	3	2	44	6.3
Honeycutt, Tyler	2011	2	73	36.5	9-23	.391	6-10	.600	5-8	.625	9	4.5	9	4	7	29	14.5
Huggins, Mike	1962-64	4	–	–	0-1	.000	–	–	2-4	.500	2	0.5	–	–	–	2	0.5
Hutchins, Art	1956	2	–	–	0-0	–	–	–	0-0	.000	1	0.5	–	–	–	0	0.0
Immel, Dave	1987	2	54	27.0	8-17	.471	1-7	.143	4-5	.800	5	2.5	5	5	1	21	10.5
Jackson, Craig	1987	2	17	8.5	3-5	.600	0-0	.000	0-0	.000	1	0.5	0	0	0	6	3.0
Jackson, Ralph	1981, 1983	2	60	30.0	2-10	.200	–	–	2-2	1.000	6	3.0	10	2	0	6	3.0
Jaquez Jr., Jaime	2021-23	12	450	37.5	78-166	.470	13-35	.371	31-46	.674	80	6.7	36	20	7	200	16.7
Joeckel, Ralph	1950	2	–	–	6-17	.353	–	–	4-7	.571	–	–	–	–	–	16	8.0
Johnson, Don	1950, 1952	4	–	–	3-18	.167	–	–	2-4	.500	11	2.8	–	–	–	8	2.0
Johnson, Josiah	2002	2	4	2.0	0-0	–	0-0	.000	2-2	1.000	0	0	1	0	0	2	1.0
Johnson, Kobe	2025	2	57	28.5	3-7	.429	2-5	.400	2-2	1.000	12	6.0	5	2	2	10	5.0
Johnson, Kris	1995-98	11	240	21.8	36-74	.486	9-27	.333	23-32	.719	40	3.6	14	6	0	104	9.5
Johnson, Marques	1974-77	16	488	30.5	94-179	.525	–	–	46-61	.754	138	8.6	25	–	–	234	14.6
Johnson, Myles	2022	3	33	11.0	2-2	1.000	0-0	.000	0-0	.000	5	1.7	0	1	2	4	1.3
Johnson, Nolan	1956	2	–	–	4-11	.364	–	–	5-7	.714	15	7.5	–	–	–	13	6.5
Jones, Lazeric	2011	2	41	20.5	2-10	.200	0-3	.000	4-6	.667	3	1.5	7	0	1	8	4.0
Juzang, Johnny	2021-22	9	325	36.1	68-141	.482	18-49	.367	20-24	.833	41	4.6	12	8	3	174	19.3
Kapono, Jason	2000-02	9	272	30.2	34-86	.395	19-46	.413	15-21	.714	31	3.4	22	11	0	102	11.3
Kazemi, Nick	2014-15	4	4	1.0	0-1	.000	0-0	.000	0-0	.000	0	0	1	0	0	0	0.0
Keefe, James	2007-09	12	137	11.4	15-24	.625	0-2	.000	8-10	.800	36	3.0	4	2	9	38	3.2
Kelly, Rennie	1979	1	1	1.0	0-0	–	–	–	0-0	.000	0	0	0	0	0	0	0.0
Knight, Billy	1998, 2000-02	10	203	20.3	31-75	.413	14-38	.368	24-28	.857	35	3.5	9	13	0	100	10.0
Kraushaar, Carl	1950	2	–	–	4-15	.267	–	–	3-4	.750	–	–	–	–	–	11	5.5
Kyle III, William	2025	2	12	6.2	1-2	.500	0-0	.000	1-2	.500	1	0.5	0	0	1	3	1.5
Kyman, Jake	2021-22	7	43	6.1	4-12	.333	3-6	.500	0-0	.000	5	0.7	1	1	0	11	1.6
Lacey, Edgar	1965	4	–	–	28-44	.636	–	–	9-17	.529	40	10.0	–	–	–	65	16.2
Lamb, Tyler	2011	2	11	5.5	0-1	.000	0-1	.000	2-2	1.000	1	0.5	0	0	0	2	1.0
Lane, Brendan	2011	2	27	13.5	3-5	.600	0-1	.000	2-4	.500	4	2.0	0	0	1	8	4.0
LaVine, Zach	2014	3	57	19.0	3-15	.200	0-8	.000	2-3	.667	7	2.3	2	0	0	8	2.7

CAREER STATS IN THE NCAA TOURNAMENT

PLAYER	YEARS	G	MIN	MPG	FG-A	PCT	3FG-A	PCT	FT-A	PCT	REB	RPG	AST	STL	BLK	PTS	PPG
Leaf, TJ	2017	3	86	28.7	20-33	.606	3-5	.600	8-16	.500	20	6.7	2	0	2	51	17.0
Lee, Greg	1972-74	12	–	21.7	24-57	.421	–	–	12-15	.800	28	2.3	58	–	–	60	5.0
Lee, Malcolm	2009, 2011	3	92	30.7	10-22	.455	1-7	.143	9-16	.562	13	4.3	3	5	1	30	10.0
Levin, Richard	1964-65	4	–	–	0-3	.000	–	–	0-0	.000	2	0.5	–	–	–	0	0.0
Lippert, Chris	1976	1	1	1.0	0-0	–	–	–	2-2	1.000	0	0.0	0	–	–	0	0.0
Livingston, Ron	1952	2	–	–	9-31	.290	–	–	9-10	.900	7	3.5	–	–	–	27	13.5
Looney, Kevon	2015	3	95	31.7	12-26	.462	0-5	.000	1-5	.200	29	9.7	4	4	1	25	8.3
Love, Kevin	2008	5	162	32.4	36-63	.571	6-18	.333	21-26	.808	53	10.6	11	4	20	99	19.8
Loyd, Brandon	1996-98	7	58	8.3	6-11	.545	6-11	.545	4-4	1.000	8	1.1	5	0	0	22	3.1
Lynn, Dick	1967	2	–	1.0	0-2	.000	–	–	0-0	.000	0	0.0	–	–	–	0	0.0
Lynn, Mike	1965, 1968	8	–	6.5	28-57	.491	–	–	14-19	.737	48	6.0	–	–	–	70	8.8
Lyons, John	1965	3	–	–	3-5	.600	–	–	0-0	.000	1	0.3	–	–	–	6	2.0
Mack, Sebastian	2025	2	33	16.7	1-6	.167	0-2	.000	2-2	1.000	3	1.5	2	2	0	4	2.0
MacLean, Don	1989-92	10	344	34.4	58-122	.475	0-2	.000	50-59	.847	72	7.2	19	14	2	166	16.6
Madkins, Gerald	1990-92	8	267	33.4	31-51	.608	13-27	.481	28-38	.737	21	2.6	32	10	1	103	12.9
Mara, Aday	2025	2	41	20.3	7-14	.500	0-0	.000	3-3	1.000	11	5.5	5	0	8	17	8.5
Martin, Darrick	1989-92	10	255	25.5	20-64	.312	2-11	.182	26-31	.839	14	1.4	40	17	0	68	6.8
Mason, Zan	1990	1	1	1.0	0-1	.000	0-0	.000	0-0	.000	0	0.0	0	0	0	0	0.0
Mata, Lorenzo	2005-08	17	222	13.1	23-45	.511	0-0	.000	8-21	.381	63	3.7	1	4	12	54	3.2
Matulich, John	1950	2	–	–	0-0	.000	–	–	0-1	.000	–	–	–	–	–	0	0.0
Mbah a Moute, Luc Richard	2006-08	15	448	29.9	46-102	.451	0-5	.000	32-50	.640	120	8.0	28	22	3	124	8.3
McCarter, Andre	1974-76	14	463.5	33.1	41-102	.402	–	–	22-35	.629	38	2.7	70	–	–	104	7.4
McClendon, Will	2023	3	25	8.3	2-4	.500	0-2	.000	0-0	.000	3	1.0	2	1	0	4	1.3
McCoy, Jelani	1996-97	5	103	20.6	17-27	.630	0-0	.000	5-5	1.000	27	5.4	1	2	10	39	7.8
McGautha, Vince	1997-98	3	6	2.0	0-5	.000	0-1	.000	0-0	.000	1	0.3	0	0	0	0	0.0
McIntosh, Doug	1964-65	8	–	–	16-32	.500	–	–	10-18	.556	45	5.6	–	–	–	42	5.2
McKinney, Matt	2005	1	2	2.0	0-0	.000	0-0	.000	0-0	.000	0	0.0	0	0	0	0	0.0
Meyers, Dave	1973-75	13	348.5	26.8	69-147	.469	–	–	27-37	.730	89	6.8	20	–	–	165	12.7
Miguel, Nigel	1983	1	22	22.0	1-3	.333	–	–	4-4	1.000	3	3.0	2	1	0	6	6.0
Milhorn, Jim	1962-63	4	–	–	4-17	.235	–	–	0-0	.000	4	1.0	–	–	–	8	2.0
Miller, Reggie	1987	2	72	36.0	18-30	.600	5-8	.625	15-19	.789	22	11	3	9	0	56	28.0
Moiso, Jerome	1999-00	4	130	32.5	19-39	.487	0-0	.000	8-12	.667	32	8.0	2	2	9	46	11.5
Moore, John	1952	2	–	–	8-16	.500	–	–	5-6	.833	9	4.5	–	–	–	21	10.5
Morgan, J'mison	2009	1	3	3.0	0-0	.000	0-0	.000	0-2	.000	0	0.0	0	0	0	0	0.0
Morrison, Brian	2005	1	17	17.0	2-3	.667	1-2	.500	0-0	.000	1	1.0	0	1	0	5	5.0
Muhammad, Shabazz	2013	1	39	39.0	6-18	.333	0-6	.000	8-10	.800	4	4.0	1	0	0	20	20.0
Murray, Tracy	1990-92	8	255	31.9	53-102	.520	11-31	.355	23-33	.697	57	7.1	8	13	5	140	17.5
Myers, Bob	1995-97	7	23	3.3	2-4	.500	0-0	.000	4-6	.667	4	0.6	2	0	0	8	1.1
Nater, Swen	1972-73	8	–	5.2	11-21	.524	–	–	5-13	.385	17	2.1	0	–	–	27	3.4
Naulls, Tyren	1979	3	8.5	2.8	2-2	1.000	–	–	1-2	.500	1	0.3	0	0	0	5	1.7
Naulls, Willie	1956	2	–	–	20-46	.435	–	–	9-10	.900	22	11.0	–	–	–	49	24.5
Nelson, Reeves	2011	2	64	32.0	7-16	.438	0-2	.000	14-18	.778	21	10.5	2	0	0	28	14.0
Nielsen, Jim	1967-68	7	–	6.4	9-19	.474	–	–	0-1	.000	14	2.0	–	–	–	18	2.6
Nolton, Michael	1983	1	24	24.0	2-4	.500	–	–	0-0	.000	0	0	0	0	0	4	4.0
Norman, Jerry	1950, 1952	4	–	–	5-33	.152	–	–	3-5	.600	13	3.2	–	–	–	13	3.2
Nwankwo, Ike	1995	3	21	7.0	3-6	.500	0-0	.000	4-4	1.000	6	2.0	1	0	0	10	3.3
Nwuba, Kenneth	2021, 2023	9	118	13.1	5-7	.714	0-0	.000	4-6	.667	15	1.7	1	1	6	14	1.6
O'Bannon, Charles	1994-97	12	389	32.4	65-119	.546	7-22	.318	35-44	.795	71	5.9	30	19	6	172	14.3
O'Bannon, Ed	1992-95	13	362	27.8	75-140	.536	15-40	.375	37-47	.787	101	7.8	19	14	9	202	15.5
Okwarabizie, Ikenna	2017-18	2	2	1.0	0-0	.000	0-0	.000	0-0	.000	0	0.0	0	0	0	0	0.0
Olesinski, Alex	2018	1	15	15.0	3-4	.750	0-0	.000	1-2	.500	4	4.0	0	0	0	7	7.0
Olinde, Wilbert	1974-77	10	28	2.8	2-3	.667	–	–	1-2	.500	6	0.6	3	–	–	5	0.5
Owens, Keith	1989-91	5	63	12.6	5-8	.625	0-0	.000	2-2	1.000	20	4.0	2	7	4	12	2.4
Palmer, Rod	1987	1	1	1.0	0-0	.000	0-0	.000	0-0	.000	0	0.0	0	0	0	0	0.0
Parker, Dave	1997	2	5	2.5	0-0	.000	0-0	.000	0-0	.000	2	1.0	0	0	0	0	0.0
Parker, Tony	2013-15	7	126	18.0	31-51	.608	0-0	.000	17-28	.607	41	5.9	2	1	8	79	11.3
Patterson, Andre	2002	3	25	8.3	2-6	.333	0-1	.000	3-3	1.000	3	1.0	0	0	1	7	2.3
Patterson, Steve	1969-71	12	–	13.2	52-107	.486	–	–	15-23	.652	75	6.2	31	–	–	119	9.9
Perry, Trent	2025	2	21	10.3	1-2	.500	1-1	1.000	2-2	1.000	1	0.5	1	2	0	5	2.5
Petruska, Richard	1993	2	70	35.0	9-24	.375	1-4	.250	2-2	1.000	10	5.0	7	3	4	21	10.5
Porter, Barry	1952	2	–	–	1-8	.125	–	–	1-2	.500	2	1.0	–	–	–	3	1.5
Pounds, Bobby	1952	2	–	–	0-2	.000	–	–	0-0	.000	0	0.0	–	–	–	0	0.0
Powell, Norman	2013-15	7	237	33.9	35-79	.443	6-19	.316	23-26	.885	27	3.9	11	14	4	99	14.1
Pruitt, Cliff	1980-81	7	103.5	14.8	13-34	.382	–	–	16-17	.941	17	2.4	6	3	5	42	6.0
Ramasar, Todd	1998, 2001	2	3	1.5	1-1	1.000	0-0	.000	0-0	.000	1	0.5	1	0	0	2	1.0
Reed, Travis	1998-99	4	67	16.8	7-20	.350	0-0	.000	6-12	.500	13	3.2	1	2	4	20	5.0
Richardson, Pooh	1987, 1989	4	145	36.2	19-42	.452	4-11	.364	12-18	.667	22	5.5	31	2	1	54	13.5
Riley, Cody	2021-22	9	238	26.4	29-59	.492	1-1	1.000	10-18	.556	53	5.9	12	4	11	69	7.7
Robinson, DeAndre	2006, 2008	3	7	2.3	0-0	.000	0-0	.000	0-2	.000	0	0.0	0	0	0	0	0.0
Rochelin, Charles	1987, 1989	4	93	23.2	16-28	.571	1-4	.250	4-6	.667	15	3.8	3	0	2	37	9.2
Roll, Michael	2006-07, 2009	13	138	10.6	13-43	.302	12-31	.387	0-2	.000	6	0.5	10	1	1	38	2.9
Rosvall, Jim	1962	2	–	–	1-2	.500	–	–	0-0	.000	0	0.0	–	–	–	2	1.0
Rowe, Curtis	1969-71	12	–	16.0	58-117	.496	–	–	49-70	.700	131	10.9	28	–	–	165	13.8
Rubin, Janou	2006	2	12	6.0	1-2	.500	1-1	1.000	0-0	.000	2	1.0	1	0	0	3	1.5
Rush, JaRon	1999-00	4	114	28.5	16-41	.390	7-20	.350	5-8	.625	32	8.0	2	6	2	44	11

CAREER STATS IN THE NCAA TOURNAMENT

PLAYER	YEARS	G	MIN	MPG	FG-A	PCT	3FG-A	PCT	FT-A	PCT	REB	RPG	AST	STL	BLK	PTS	PPG
Saffer, Don	1967	4	–	1.8	6-11	.545	–	–	0-0	.000	2	0.5	–	–	–	12	3.0
Sanders, Mike	1979-81	9	245	27.2	38-73	.521	–	–	27-31	.871	66	7.3	16	8	4	103	11.4
Saner, Neville	1967-68	5	–	2.8	5-12	.417	–	–	0-0	.000	10	2.0	–	–	–	10	2.0
Saunders, Paul	1950	2	–	–	2-6	.333	–	–	2-4	.500	–	–	–	–	–	6	3.0
Sawyer, Alan	1950	2	–	–	14-43	.326	–	–	2-5	.400	–	–	–	–	–	30	15.0
Schofield, Terry	1969-71	12	–	4.2	16-47	.340	–	–	2-7	.286	13	1.1	10	–	–	34	2.8
Sears, Dean	1981	1	12	12.0	0-0	.000	–	–	2-4	.500	4	4.0	0	0	0	2	2.0
Seibert, Bill	1969-70	6	–	0.8	1-4	.250	–	–	4-4	1.000	7	1.2	1	–	–	6	1.0
Seidel, Don	1950	1	–	–	1-3	.333	–	–	0-0	.000	–	–	–	–	–	2	2.0
Seidler, Jack	2025	1	1	0.9	0-0	.000	0-0	.000	0-0	.0000	0	0.0	0	0	0	0	0.0
Shackelford, Lynn	1967-69	12	–	13.3	48-109	.440	–	–	17-27	.630	56	4.7	–	–	–	113	9.4
Sheldrake, Eddie	1950	2	–	–	13-31	.419	–	–	6-9	.667	–	–	–	–	–	32	16.0
Shipp, Josh	2005, 2007-09	13	427	32.8	47-116	.405	14-49	.286	33-41	.805	51	3.9	28	11	10	141	10.8
Sims, Gig	1977-80	8	85	10.6	7-17	.412	–	–	0-0	.000	24	3.0	1	–	–	14	1.8
Singleton, David	2021-23	11	211	19.2	17-39	.436	12-29	.414	6-7	.857	25	2.3	8	4	1	52	4.7
Slaughter, Fred	1962-64	10	–	–	34-71	.479	–	–	12-22	.545	79	7.9	–	–	–	80	8.0
Smith, Gavin	1975-76	6	38	6.3	12-25	.480	–	–	2-4	.500	6	1.0	1	–	–	26	4.3
Smith, Jerrold	2017	1	1	1.0	0-0	.000	0-0	.000	0-0	.000	0	0.0	0	0	0	0	0.0
Smith, Joshua	2011	2	51	25.5	12-18	.667	0-0	.000	6-13	.462	9	4.5	2	3	1	30	15.0
Smith, Chris	2018	1	10	10.0	0-1	.000	0-1	.000	0-0	.000	1	1.0	1	0	0	0	0.0
Spillane, Jim	1974-77	11	115	10.5	13-39	.333	–	–	9-12	.750	10	0.9	16	–	–	35	3.2
Stanback, Chace	2008	2	15	7.5	2-5	.400	1-2	.500	0-0	.000	2	1.0	0	1	0	5	2.5
Stanich, George	1950	2	–	–	7-28	.250	–	–	5-10	.500	–	–	–	–	–	19	9.5
Stefanovic, Lazar	2025	2	30	15.2	4-13	.308	1-6	.167	0-0	.000	6	3.0	5	2	0	9	4.5
Stewart, Kim	1962-64	8	–	–	10-30	.333	–	–	7-10	.700	24	3.0	–	–	–	27	3.4
Stong, Russell	2021, 2023	3	2	0.7	0-1	.000	0-1	.000	0-0	.000	1	0.3	0	0	0	0	0.0
Stover, Anthony	2011	2	18	9.0	1-1	1.000	0-0	.000	0-3	.000	2	1.0	0	0	3	2	1.0
Sutherland, Gene	1967-68	5	–	2.8	3-10	.300	–	–	1-2	.500	4	0.8	–	–	–	7	1.4
Sweek, Bill	1967-69	12	–	3.5	16-30	.533	–	–	4-11	.364	9	0.8	–	–	–	36	3.0
Sylvester, Harold	1997	2	5	2.5	0-1	.000	0-0	.000	0-0	.000	0	0.0	0	0	0	0	0.0
Taft, Morris	1956	2	–	–	11-43	.256	–	–	14-24	.583	21	10.5	–	–	–	36	18
Tarver, Shon	1991-94	8	191	23.9	34-62	.548	4-9	.444	10-17	.588	19	2.4	8	7	0	82	10.2
Thomas, Marvin	1978-79	3	12.5	4.2	1-4	.250	–	–	0-0	.000	3	1.0	1	0	0	2	0.7
Thompson, Dijon	2002, 2005	4	89	22.2	18-37	.486	5-14	.357	7-7	1.000	17	4.2	8	6	0	48	12.0
Townsend, Raymond	1975-78	11	259	23.5	31-74	.419	–	–	10-12	.833	21	1.9	24	–	–	72	6.5
Trgovich, Pete	1973-75	10	248.5	24.9	42-91	.462	–	–	9-15	.600	22	2.2	21	–	–	93	9.3
Vallely, John	1969-70	8	–	13.0	46-94	.489	–	–	39-55	.709	37	4.6	18	–	–	131	16.4
Vandeweghe, Kiki	1977-80	13	408.5	31.4	67-132	.508	–	–	46-57	.807	83	6.4	20	–	–	180	13.8
Vroman, Brett	1976-77	7	33	4.7	3-5	.600	–	–	5-6	.833	8	1.1	0	–	–	11	1.6
Walcott, Ryan	2002	3	60	20.0	5-13	.385	1-8	.125	3-4	.750	4	1.3	6	2	0	14	4.7
Walker, Kevin	1987-90	6	78	13.0	8-16	.500	4-11	.364	5-7	.714	10	1.7	6	0	0	25	4.2
Walton, Bill	1972-74	12	–	29.9	109-159	.686	–	–	36-58	.621	176	14.7	37	–	–	254	21.2
Warren, Mike	1967-68	8	–	17.9	40-90	.444	–	–	19-24	.792	39	4.9	–	–	–	99	12.4
Washington, Ken	1964-65	8	–	–	33-66	.500	–	–	15-26	.577	41	5.1	–	–	–	81	10.1
Washington, Rich	1974-76	13	387	29.8	94-175	.537	–	–	21-32	.656	99	7.6	31	–	–	209	16.1
Watson, Earl	1998-01	10	353	35.3	42-81	.519	12-35	.343	8-20	.400	36	3.6	61	20	9	104	10.4
Watson, Peyton	2022	3	19	6.3	3-4	.750	1-1	1.000	0-0	.000	2	0.7	0	1	0	7	2.3
Waxman, Dave	1962-63	6	–	–	16-37	.432	–	–	11-16	.688	26	4.3	–	–	–	43	7.2
Wear, David	2013-14	4	91	22.8	9-19	.474	4-9	.444	2-4	.500	17	4.2	4	1	1	24	6.0
Wear, Travis	2013-14	4	104	26.0	14-28	.500	0-4	.000	4-4	1.000	12	3.0	6	2	5	32	8.0
Webb, Bob	1973-74	5	15	3.0	4-10	.400	–	–	2-2	1.000	1	0.2	0	–	–	10	2.0
Welsh, Thomas	2015, 2017-18	7	159	22.7	19-34	.559	0-2	.000	8-9	.889	53	7.6	5	3	8	46	6.6
Westbrook, Russell	2007-08	10	199	19.9	32-73	.438	6-14	.429	12-17	.706	27	2.7	22	11	0	82	8.2
Wicks, Sidney	1969-71	12	–	13.5	55-103	.534	–	–	49-74	.662	112	9.3	23	–	–	159	13.2
Wilkes, James	1977-80	12	250	20.8	25-51	.490	–	–	20-26	.769	43	3.6	14	–	–	70	5.8
Wilkes, Keith	1972-74	12	–	28.4	80-170	.471	–	–	20-24	.833	86	7.2	18	–	–	180	15.0
Wilkes, Kris	2018	1	34	34.0	3-7	.429	3-6	.500	1-2	.500	3	3.0	3	1	0	10	10.0
Williams, Aubrey	2014	2	2	1.0	0-0	.000	0-0	.000	0-0	.000	0	0.0	0	0	0	0	0.0
Wilson, Trevor	1987, 1989-90	7	213	30.4	37-81	.457	0-1	.000	28-47	.596	54	7.7	12	11	2	102	14.6
Wright, Brad	1983	1	10	10.0	1-1	1.000	–	–	0-0	.000	1	1.0	0	0	0	2	2.0
Wright, Ryan	2006-07	6	24	4.0	3-6	.500	0-0	.000	0-0	.000	9	1.5	0	0	1	6	1.0
Wulff, Alec	2017-18	2	2	1.0	0-1	.000	0-1	.000	0-0	.000	0	0.0	0	0	0	0	0.0
Young, Ray	1999-01	7	101	14.4	9-25	.360	4-12	.333	1-2	.500	9	1.3	0	0	0	23	3.3
Zidek, George	1992-95	11	150	13.6	29-57	.509	0-0	.000	9-15	.600	26	2.4	2	2	3	67	6.1
Zimmerman, Rodney	1992-94	6	37	6.2	0-1	.000	0-0	.000	1-2	.500	3	0.5	1	0	1	1	0.2

Points (Game)

No.	Player	Points	Opponent	Date
1.	Bill Walton	44	Memphis	03/26/73
2.	Gail Goodrich	42	Michigan	03/20/65
	Gail Goodrich	40	BYU	03/12/65
4.	Lew Alcindor	38	Pacific	03/18/67
5.	David Greenwood	37	DePaul	03/17/79
	Lew Alcindor	37	Purdue	03/22/69

Rebounds (Game)

No.	Player	Rebounds	Opponent	Date
1.	Lew Alcindor	23	New Mexico State	03/15/68
2.	Bill Walton	21	Louisville	03/23/72
	Lew Alcindor	21	Drake	03/20/62
4.	Bill Walton	20	Florida State	03/25/72
	Sidney Wicks	20	BYU	03/18/71
	Lew Alcindor	20	Purdue	03/22/69
	Lew Alcindor	20	Houston	03/24/67

Assists (Game)

No.	Player	Assists	Opponent	Date
1.	Earl Watson	16	Maryland	03/18/00
2.	Pooh Richardson	14	Iowa State	03/17/89
	Andre McCarter	14	Kentucky	03/31/75
	Greg Lee	14	Memphis	03/26/73
5.	Lucius Allen	12	Houston	03/22/68

Blocks (Game)

No.	Player	Blocks	Opponent	Date
1.	Kevin Love	7	Texas A&M	03/22/08
2.	Aday Mara	5	Utah State	03/20/25
	Jelani McCoy	5	Xavier	03/15/97
3.	12 players (tied)	4	–	–

Steals (Game)

No.	Player	Blocks	Opponent	Date
1.	Reggie Miller	7	Wyoming	03/14/87
2.	Rod Foster	6	Louisville	03/24/80
3.	Jaime Jaquez Jr.	5	UNC Asheville	03/16/23
	Norman Powell	5	Minnesota	03/22/13
	Darren Collison	5	Kansas	03/24/07
	Darrick Martin	5	Kansas	03/18/90
	Darrick Martin	5	Iowa State	03/17/89

Field Goals Made (Game)

No.	Player	FG	FGA	Opponent	Date
1.	Bill Walton	21	22	Memphis	03/26/73
2.	David Greenwood	17	24	DePaul	03/17/79
3.	Gail Goodrich	16	27	BYU	03/12/65
4.	Roy Hamilton	15	20	San Francisco	03/15/79
	Lew Alcindor	15	20	Purdue	03/22/69
	Lew Alcindor	15	21	North Carolina	03/23/68



Lew Alcindor (Kareem Abdul-Jabbar)



David Greenwood

Earl Watson

Kevin Love

Norman Powell

Field Goals Attempted (Game)

No.	Player	FGA	(FG)	Opponent	Date
1.	Willie Naulls	28	(14)	Seattle	03/17/56
2.	Keith Wilkes	28	(13)	San Francisco	03/16/74
3.	Gail Goodrich	27	(16)	BYU	03/12/65
4.	Keith Ericikson	26	(13)	San Francisco	03/13/65
5.	Jaime Jaquez Jr.	25	(12)	Gonzaga	03/23/23
	Dave Meyers	25	(13)	Dayton	03/14/74

Field Goal Percentage (Game)

No.	Player	PCT	FG	FGA	Opponent	Date
1.	Bill Walton	.955	21	22	Memphis	03/26/73
2.	Ed O'Bannon	.900	9	10	Iowa State	03/19/93
3.	Jelani McCoy	.889	8	9	Charleston Southern	03/13/97
4.	Jerome Moiso	.875	7	8	Maryland	03/18/00
5.	four players (tied)	.857	6	7	–	–

minimum six field goal attempts

Three-Pointers Made (Game)

No.	Player	3-FG	ATT	Opponent	Date
1.	Bryce Alford	9	11	SMU	03/19/15
2.	Darren Collison	5	8	Texas A&M	03/22/08
	Jordan Farmar	5	10	Alabama	03/18/06
	Billy Knight	5	7	Mississippi	03/15/02
	Jason Kapono	5	7	Utah State	03/17/01
	Earl Watson	5	6	Maryland	03/18/00

Three-Point Attempts (Game)

No.	Player	ATT	(3-FG)	Opponent	Date
1.	Aaron Holiday	11	(4)	St. Bonaventure	03/13/18
	Bryce Alford	11	(4)	Cincinnati	03/19/17
	Bryce Alford	11	(9)	SMU	03/19/15
4.	Jules Bernard	10	(4)	Alabama	03/28/21
	Jordan Farmar	10	(5)	Alabama	03/18/06
	Baron Davis	10	(4)	Detroit	03/11/99

Three-Point Field Goal Percentage (Game)

No.	Player	PCT	3-FG	ATT	Opponent	Date
1.	Darren Collison	1.000	3	3	Xavier	03/29/08
2.	Shon Tarver	1.000	3	3	Indiana	03/28/92
3.	Earl Watson	.833	5	6	Maryland	03/18/00
4.	Bryce Alford	.818	9	11	SMU	03/19/95
5.	Isaac Hamilton	.800	4	5	Kentucky	03/24/17

minimum three three-point field goal attempts



Andre McCarter

Kiki Vandeweghe

Ed O'Bannon



Arron Afflalo

Free Throws Made (Game)

No.	Player	FT	FTA	Opponent	Date
1.	Gail Goodrich	18	20	Michigan	03/20/65
2.	Don MacLean	15	17	Robert Morris	03/20/92
3.	John Green	13	16	Oregon State	03/17/62
4.	Tyger Campbell	12	12	Northwestern	03/18/23
	Kiki Vandeweghe	12	16	Old Dominion	03/07/80
	Lew Alcindor	12	14	Pacific	03/18/67

Free Throw Attempts (Game)

No.	Player	ATT	(FT)	Opponent	Date
1.	Gail Goodrich	20	(18)	Michigan	03/20/65
2.	Roy Hamilton	18	(11)	Kansas	03/11/78
3.	Don MacLean	17	(15)	Robert Morris	03/20/92
4.	Lew Alcindor	17	(10)	Santa Clara	03/16/68
5.	five players (tied)	16	–	–	–

Free Throw Percentage (Game)

No.	Player	PCT	FT	FTA	Opponent	Date
1.	Tyger Campbell	1.000	12	12	Northwestern	03/18/23
2.	Don MacLean	1.000	11	11	Louisville	03/22/92
3.	Arron Afflalo	1.000	10	10	Pittsburgh	03/22/97
	Tyus Edney	1.000	10	10	Connecticut	03/25/95
5.	Norman Powell	1.000	9	9	SMU	03/19/15
	Gail Goodrich	1.000	9	9	Duke	03/21/64

There have been 293 instances of a UCLA player making each of his free throw attempts. Only six players, listed above, have gone at least 9 for 9 in one NCAA Tournament game.

Minutes (Game)

No.	Player	Minutes	Opponent	Date
1.	Bill Walton	55	Dayton	03/14/74
2.	Greg Lee	50	N.C. State	03/23/74
	Bill Walton	50	N.C. State	03/23/74
4.	Keith Wilkes	49	N.C. State	03/23/74
5.	seven times (tied)	45	–	–

Points (Career)

No.	Player	Points	Games	PPG	Years
1.	Lew Alcindor	304	12	25.3	1967-69
2.	Bill Walton	254	12	21.2	1972-74
3.	Gail Goodrich	235	10	23.5	1963-65
4.	Marques Johnson	234	16	14.6	1974-77
5.	Richard Washington	209	13	16.1	1974-76
6.	Toby Bailey	209	14	14.9	1995-98
7.	Ed O'Bannon	202	13	15.5	1992-95
8.	Jaime Jaquez Jr.	200	12	16.7	2020-23
9.	Keith Wilkes	180	12	15.0	1972-74
10.	Kiki Vandeweghe	180	13	13.8	1977-80

Rebounds (Career)

No.	Player	Rebounds	Games	RPG	Years
1.	Lew Alcindor	201	12	16.8	1967-69
2.	Bill Walton	176	12	14.7	1972-74
3.	Marques Johnson	138	16	8.6	1974-77
4.	Curtis Rowe	131	12	10.9	1969-71
5.	Luc Richard Mbah a Moute	120	15	8.0	2006-08
6.	Sidney Wicks	112	12	9.3	1969-71
7.	Ed O'Bannon	101	13	7.8	1992-95
8.	Rich Washington	99	13	7.6	1974-76
9.	Toby Bailey	95	14	6.8	1995-98
10.	David Greenwood	92	12	7.7	1976-79

NOTE: career rebounding totals are complete through 1951-52

Assists (Career)

No.	Player	Assists	Games	APG	Years
1.	Andre McCarter	70	14	5.0	1974-76
2.	Tyger Campbell	68	12	5.7	2020-23
	Tyus Edney	68	13	5.2	1992-95
4.	Earl Watson	61	10	6.1	1998-01
5.	Greg Lee	58	12	4.8	1972-74
6.	Toby Bailey	50	14	3.6	1995-98
7.	Darren Collison	46	18	2.6	2006-09
8.	Cameron Dollar	45	12	3.8	1994-97
9.	Roy Hamilton	44	9	4.9	1976-79
10.	Darrick Martin	40	10	4.0	1989-92

NOTE: career assist totals are complete through 1969-70

Blocks (Career)

No.	Player	Blocks	Games	BPG	Years
1.	Kevin Love	20	5	4.0	2008
2.	Dan Gadzuric	20	9	2.2	2000-02
3.	Lorenzo Mata	12	17	0.7	2005-08
4.	Cody Riley	11	9	1.2	2021-22
5.	Jelani McCoy	10	5	2.0	1996-97
	Josh Shipp	10	13	0.8	2005-09

NOTE: career block totals are complete through 1978-79

Keith Wilkes (Jamaal Wilkes)



John Green

Steals (Career)

No.	Player	Steals	Games	SPG	Years
1.	Darren Collison	27	18	1.5	2006-09
2.	Cameron Dollar	25	12	2.1	1994-97
3.	J.R. Henderson	24	14	1.7	1995-98
4.	Luc Richard Mbah a Moute	22	15	1.5	2006-08
5.	Jaime Jaquez Jr.	20	12	1.7	2020-23
	Earl Watson	20	10	2.0	1998-02

NOTE: career steal totals are complete through 1978-79

Minutes (Career)

No.	Player	Minutes	Games	MPG	Years
1.	Darren Collison	516	18	28.7	2006-09
2.	Marques Johnson	488	16	30.5	1974-77
3.	Toby Bailey	472	14	33.7	1995-98
4.	Andre McCarter	463.5	14	33.1	1974-76
5.	Jaime Jaquez Jr.	450	12	37.5	2020-23

NOTE: career minutes totals are complete through 1973-74

Games Played (Career)

No.	Player	Games	PPG	RPG	Years
1.	Darren Collison	18	9.3	1.9	2006-09
2.	Alfred Aboya	18	2.8	2.6	2006-09
3.	Lorenzo Mata	17	3.2	3.7	2005-08
4.	Marques Johnson	16	14.6	8.6	1974-77
5.	Luc Richard Mbah a Moute	15	8.3	8.0	2006-08

Field Goal Percentage (Career)

No.	Player	Pct.	FG-FGA	FGA/G	Games	Years
1.	Bill Walton	.688	109-159	13.3	12	1972-74
2.	Ryan Hollins	.684	26-38	5.4	7	2003-06
3.	Lew Alcindor	.642	115-179	14.9	12	1967-69
4.	Edgar Lacey	.636	28-44	11.0	4	1965
5.	Tony Parker	.608	31-51	7.3	7	2013-15

NOTE: field goal percentage minimums: 5 FGA per game and at least 35 FGA

Field Goals Made (Career)

No.	Player	FGM	FGA	Pct.	Games	Years
1.	Lew Alcindor	115	179	.642	12	1967-69
2.	Bill Walton	109	159	.688	12	1972-74
3.	Richard Washington	94	175	.537	13	1974-76
4.	Marques Johnson	94	179	.525	16	1974-77
5.	Gail Goodrich	84	181	.464	10	1963-65

Field Goals Attempted (Career)

No.	Player	FGA	FGM	Pct.	Games	Years
1.	Gail Goodrich	181	84	.464	10	1963-65
2.	Lew Alcindor	179	115	.642	12	1967-69
3.	Marques Johnson	179	94	.525	16	1974-77
4.	Richard Washington	175	94	.537	13	1974-76
5.	Keith Wilkes	170	80	.471	12	1972-74

3-Point Field Goal Percentage (Career)

No.	Player	Pct.	3FG-FGA	ATT/G	Games	Years
1.	Skyy Clark	.533	8-15	7.5	2	2025
2.	Gerald Madkins	.481	13-27	3.4	8	1990-92
3.	Nikola Dragovic	.467	7-15	3.0	5	2007-10
4.	Darren Collison	.467	12-45	2.5	18	2006-09
5.	Bryce Alford	.463	25-54	6.0	9	2014-17
6.	David Singleton	.414	12-29	2.6	11	2019-23

NOTE: 3-pt percentage minimums: 2 3-pt attempts per game and at least 15 3-pt attempts

Lorenzo Mata

Gerald Madkins

Darren Collison

Ryan Hollins


Marques Johnson

Bryce Alford

3-Point Field Goals Made (Career)

No.	Player	3-FGM	3-FGA	Pct.	Games	Years
1.	Bryce Alford	25	54	.463	9	2014-17
2.	Darren Collison	21	45	.467	18	2006-09
3.	Arron Afflalo	21	65	.323	12	2005-07
4.	Jason Kapono	19	46	.413	9	2000-03
5.	Johnny Juzang	18	49	.367	9	2021-22

3-Point Field Goals Attempted (Career)

No.	Player	3-FGA	3-FGM	Pct.	Games	Years
1.	Arron Afflalo	65	21	.323	12	2005-07
2.	Bryce Alford	54	25	.463	9	2014-17
3.	Johnny Juzang	49	18	.367	9	2021-22
	Toby Bailey	49	15	.306	14	1995-98
	Josh Shipp	49	14	.286	13	2005-09

Free Throw Percentage (Career)

No.	Player	FT	FTA	Pct.	Games	Years
1.	Cliff Pruitt	16	17	.941	7	1980-81
2.	Rod Foster	21	23	.813	8	1980-83
3.	Gary Cunningham	17	19	.895	4	1960-62
4.	Henry Bibby	42	47	.894	12	1970-72
5.	Norman Powell	23	26	.885	7	2012-15

NOTE: free throw percentage minimums: 15 total free throw attempts

Free Throws Made (Career)

No.	Player	FT	FTA	Pct.	Games	Years
1.	Lew Alcindor	74	119	.622	12	1967-69
2.	Gail Goodrich	67	82	.817	10	1963-65
3.	Sidney Wicks	49	74	.662	12	1969-71
4.	Curtis Rowe	49	70	.700	12	1969-71
5.	Walt Hazzard	48	61	.787	10	1962-64

Free Throws Attempted (Career)

No.	Player	FTA	FT	Pct.	Games	Years
1.	Lew Alcindor	119	74	.622	12	1967-69
2.	Gail Goodrich	82	67	.817	10	1963-65
3.	Sidney Wicks	74	49	.662	12	1969-71
4.	Curtis Rowe	70	49	.700	12	1969-71
5.	Walt Hazzard	61	48	.787	10	1962-64

BRUINS IN THE CONFERENCE TOURNAMENT

UCLA has won the conference tournament four times (1987, 2006, 2008 and 2014). Prior to the Bruins joining the Big Ten, the Pac-12 had hosted a conference tournament from 1987-90 and from 2002-24. The Bruins last won the Pac-12 Tournament title in 2014, defeating top-seeded Arizona (75-71) at MGM Grand Garden Arena in Las Vegas, Nev.

The Bruins have gone 30-23 in 27 total tournament apperances (2020 not counting, as the tournament was called off before UCLA's first game).

UCLA has gone 4-4 in eight appearances in the conference tournament's championship contest. The Bruins have entered the tournament as the No. 1-seeded team six times, most recently in 2023 after having won that season's Pac-12 regular-season crown.

2014 Pac-12 Tournament Champions

2008 Pac-10 Tournament Champions

1987 PAC-10 TOURNAMENT
Pauley Pavilion (Los Angeles)

UCLA WINS TOURNAMENT (No. 1 seed)
UCLA 99, ASU 83 (March 6)
UCLA 75, CAL 68 (March 7)
UCLA 76, WASH 64 (March 8)

Championship: UCLA 76, WASH 64
1987 Record: 3-0

1988 PAC-10 TOURNAMENT
McKale Center (Tucson, Ariz.)

UCLA loses in quarterfinal (No. 3 seed)
WSU 73, UCLA 71 (March 11)

Championship: ARIZ 93, OSU 67
1988 UCLA Record: 0-1

1989 PAC-10 TOURNAMENT
Great Western Forum (Los Angeles)

UCLA loses in semifinal (No. 3 seed)
UCLA 64, WSU 54 (March 10)
STAN 95, UCLA 86 (March 11)

Championship: ARIZ 73, STAN 51
1989 UCLA Record: 1-1

1990 PAC-10 TOURNAMENT
University Activity Center (Tempe, Ariz.)

UCLA finishes second (No. 4 seed)
UCLA 94, ORE 76 (March 9)
UCLA 79, ASU 78 (March 10)
ARIZ 94, UCLA 78 (March 11)

Championship: ARIZ 94, UCLA 78
1990 UCLA Record: 2-1

2002 PAC-10 TOURNAMENT
Staples Center (Los Angeles)

UCLA loses in quarterfinal (No. 6 seed)
CAL 67, UCLA 61 (March 7)

Championship: ARIZ 81, USC 71
2002 UCLA Record: 0-1

2003 PAC-10 TOURNAMENT
Staples Center (Los Angeles)

UCLA loses in semifinal (No. 8 seed)
UCLA 96, ARIZ 89 (OT, March 13)
ORE 75, UCLA 74 (March 14)

Championship: ORE 74, USC 66
2003 UCLA Record: 1-1

2004 PAC-10 TOURNAMENT
Staples Center (Los Angeles)

UCLA loses in quarterfinal (No. 7 seed)
WASH 91, UCLA 83 (March 11)

Championship: STAN 77, WASH 66
2004 UCLA Record: 0-1

2005 PAC-10 TOURNAMENT
Staples Center (Los Angeles)

UCLA loses in quarterfinal (No. 4 seed)
OSU 79, UCLA 72 (March 10)

Championship: WASH 81, ARIZ 72
2005 UCLA Record: 0-1

2006 PAC-10 TOURNAMENT
Staples Center (Los Angeles)

UCLA WINS TOURNAMENT (No. 1 seed)
UCLA 79, OSU 47 (March 9)
UCLA 71, ARIZ 59 (March 10)
UCLA 71, CAL 52 (March 11)

Championship: UCLA 71, CAL 52
2006 UCLA Record: 3-0

2007 PAC-10 TOURNAMENT
Staples Center (Los Angeles)

UCLA loses in quarterfinal (No. 1 seed)
CAL 76, UCLA 69 (OT, March 8)

Championship: ORE 81, USC 57
2007 UCLA Record: 0-1

2008 PAC-10 TOURNAMENT
Staples Center (Los Angeles)

UCLA WINS TOURNAMENT (No. 1 seed)
UCLA 88, CAL 66 (March 13)
UCLA 57, USC 54 (March 14)
UCLA 67, STAN 64 (March 15)

Championship: UCLA 67, STAN 64
2008 UCLA Record: 3-0

2009 PAC-10 TOURNAMENT
Staples Center (Los Angeles)

UCLA loses in semifinal (No. 2 seed)
UCLA 64, WSU 53 (March 12)
USC 65, UCLA 55 (March 13)

Championship: USC 66, ASU 63
2009 UCLA Record: 1-1

2010 PAC-10 TOURNAMENT
Staples Center (Los Angeles)

UCLA loses in semifinal (No. 5 seed)
UCLA 75, ARIZ 69 (March 11)
CAL 85, UCLA 72 (March 12)

Championship: WASH 79, CAL 75
2010 UCLA Record: 1-1

2011 PAC-10 TOURNAMENT
Staples Center (Los Angeles)

UCLA loses in quarterfinal (No. 2 seed)
ORE 76, UCLA 59 (March 10)

Championship: WASH 77, ARIZ 75 (OT)
2011 UCLA Record: 0-1

2012 PAC-12 TOURNAMENT
Staples Center (Los Angeles)

UCLA loses in quarterfinal (No. 5 seed)
UCLA 55, USC 40 (March 7)
ARIZ 66, UCLA 58 (March 8)

Championship: COLO 53, ARIZ 51
2012 UCLA Record: 1-1

2013 PAC-12 TOURNAMENT
MGM Grand Garden Arena (Las Vegas)

UCLA finishes second (No. 1 seed)
UCLA 86, ASU 84 (March 14)
UCLA 68, ARIZ 66 (March 15)
ORE 78, UCLA 69 (March 16)

Championship: ORE 78, UCLA 69
2013 UCLA Record: 2-1

2014 PAC-12 TOURNAMENT
MGM Grand Garden Arena (Las Vegas)

UCLA WINS TOURNAMENT (No. 2 seed)
UCLA 82, ORE 63 (March 13)
UCLA 84, STAN 59 (March 14)
UCLA 75, ARIZ 71 (March 15)

Championship: UCLA 75, ARIZ 71
2014 UCLA Record: 3-0

2015 PAC-12 TOURNAMENT
MGM Grand Garden Arena (Las Vegas)

UCLA loses in semifinal (No. 4 seed)
UCLA 96, USC 70 (March 12)
ARIZ 70, UCLA 64 (March 13)

Championship: ARIZ 80, ORE 52
2015 UCLA Record: 1-1

2016 PAC-12 TOURNAMENT
MGM Grand Garden Arena (Las Vegas)

UCLA loses in first round (No. 10 seed)
USC 95, UCLA 71 (March 9)

Championship: ORE 88, UTAH 57
2016 UCLA Record: 0-1

2017 PAC-12 TOURNAMENT
T-Mobile Arena (Las Vegas)

UCLA loses in semifinal (No. 3 seed)
UCLA 76, USC 74 (March 9)
ARIZ 86, UCLA 75 (March 10)

Championship: ARIZ 93, ORE 80
2017 UCLA Record: 1-1

2018 PAC-12 TOURNAMENT
T-Mobile Arena (Las Vegas)

UCLA loses in semifinal (No. 4 seed)
UCLA 88, STAN 77 (March 8)
ARIZ 78, UCLA 67 (OT, March 9)

Championship: ARIZ 75, USC 61
2018 UCLA Record: 1-1

2019 PAC-12 TOURNAMENT
T-Mobile Arena (Las Vegas)

UCLA loses in quarterfinal (No. 7 seed)
UCLA 79, STAN 72 (March 13)
ASU 83, UCLA 72 (March 14)

Championship: ORE 68, WASH 48
2019 UCLA Record: 1-1

2020 PAC-12 TOURNAMENT
T-Mobile Arena (Las Vegas)

UCLA entered as the No. 2 seed
Tournament was canceled after the event's first-round games (due to COVID-19). UCLA was scheduled to begin in the quarterfinal round on Thursday, March 12.

2021 PAC-12 TOURNAMENT
T-Mobile Arena (Las Vegas)

UCLA loses in quarterfinal (No. 4 seed)
OSU 83, UCLA 79 (OT, March 11)

Championship: OSU 70, COLO 68
2021 UCLA Record: 0-1

2022 PAC-12 TOURNAMENT
T-Mobile Arena (Las Vegas)

UCLA finishes second (No. 2 seed)
UCLA 75, WSU 65 (March 10)
UCLA 69, USC 59 (March 11)
ARIZ 84, UCLA 76 (March 12)

Championship: ARIZ 84, UCLA 76
2022 UCLA Record: 2-1

2023 PAC-12 TOURNAMENT
T-Mobile Arena (Las Vegas)

UCLA finishes second (No. 1 seed)
UCLA 80, COLO 69 (March 9)
UCLA 75, ORE 56 (March 10)
ARIZ 61, UCLA 59 (March 11)

Championship: ARIZ 61, UCLA 59
2023 UCLA Record: 2-1

2024 PAC-12 TOURNAMENT
T-Mobile Arena (Las Vegas)

UCLA loses in quarterfinal (No. 5 seed)
UCLA 67, OSU 57 (March 13)
ORE 68, UCLA 66 (March 14)

Championship: ORE 75, COL068
2024 UCLA Record: 1-1

2025 BIG TEN TOURNAMENT
Gainbridge Fieldhouse (Indianapolis)

UCLA loses in quarterfinal (No. 4 seed)
WISC 86, UCLA 70 (March 14)

Championship: MICH 59, WISC 53
2025 UCLA Record: 0-1

UCLA after winning the 2006 Pac-10 Tournament title at Staples Center.