



# MEMPHIS SHOWBOATS



0-1 Overall  
0-1 USFL Conf.

Head Coach.....Ken Whisenhunt  
UFL Record, Experience.....0-0, 1st Season  
Overall Record.....48-71  
(includes time with Arizona Cardinals, Tennessee Titans)

#### Series Notes:

- There is just one meeting between the Defenders and Showboats.
- D.C. defeated Memphis 36-21 on May 26, 2024 at Simmons Bank Liberty Stadium in Memphis.
- This is the first inter-conference contest for the Showboats this season. Each UFL team plays a round robin vs. conference opponents and plays one game each against the other conference.

#### NEW-LOOK SHOWBOATS

The Memphis Showboats saw a vast overhaul in personnel for the 2025 season.

Seven of the nine coaches on the Showboats' staff game are new to the team, including head coach Ken Whisenhunt. New coaches include: Jarren Horton (DC), Marc Hull (LB/ST), Brian Baker (DL), Steve Meyer (DQC), Luke Ferdinand (RB) and Lee Morris (OQC).

As for the roster, 14 players on the 50-man opening day roster were on the team last season, meaning the roster includes 72 percent newcomers from the previous season.

Saturday's game is slated for an 8 p.m. ET kickoff at Audi Field in Washington, D.C. and will be broadcast nationally on ABC. The game will also be heard live on Sirius XM satellite radio.

The Memphis radio broadcast will be heard on Hot 107.1, with Eli Savoie (play-by-play) and Russell Copeland (analyst) in the booth. It will be the third consecutive year of calling the Showboats for the Savoie-Copeland duo.

#### SHOWBOATS COMMUNICATIONS STAFF INFO

##### Director of Team Communications:

Andy Seeley  
407.342.1406  
andy.seeley@uflshowboats.com

##### Communications Assistant/Credential Manager:

Ro Lane  
423.333.2444  
ro.lane@uflshowboats.com

## GAME TWO MEMPHIS SHOWBOATS AT D.C. DEFENDERS

SATURDAY • APRIL 5 • 8 PM ET  
TV: ABC  
AUDI FIELD • WASHINGTON, D.C.



1-0 Overall  
1-0 XFL Conf.

Interim Head Coach.....Shannon Harris  
UFL Record.....1-0, 1st Season

#### LAST WEEK

A Michigan Panthers Pick Six thwarted the Memphis Showboats' spirited comeback as the Panthers defeated the Showboats 26-12.

Trailing 20-6, the Showboats put together a 14-play, 70-yard drive to pull within one score, 20-12. E.J. Perry threw a 6-yard bullet to Jonathan Adams for the Showboats' first TD of the season.

Memphis failed on its 4th-and-12 alternate possession option. The Showboats forced a 50-yard field goal attempt that was missed and gave the Showboats life with 51 seconds remaining.

On the first play of the ensuing possession, Troy Williams found Adams for 38 yards, putting the Showboats into scoring position with a chance to tie or win the game. But Williams was pressured on the next play. As he looked to get the ball to the sideline, Nacua stepped in front of the aerial and raced the other direction for the game-sealing TD.

Williams was 8-of-11 for 104 yards and the interception in the final minute. Perry was 10-of-17 for 93 yards, 1 touchdown and 1 interception. Adams led all receivers in the game with 6 catches and 93 yards.

## 2025 SCHEDULE

1		<b>MICHIGAN PANTHERS</b> <b>SIMMONS BANK LIBERTY STADIUM</b> Sun, March 30, 2025 • 11 AM CT Result: L, 26-12	ESPN
2		<b>@ D.C. DEFENDERS</b> <b>AUDI FIELD</b> Sat, April 5, 2025 • 7 PM CT Result:	abc
3		<b>HOUSTON ROUGHNECKS</b> <b>SIMMONS BANK LIBERTY STADIUM</b> Sat, April 12, 2025 • 1:30 PM CT Result:	ESPN
4		<b>@ MICHIGAN PANTHERS</b> <b>FORD FIELD</b> Fri, April 18, 2025 • 7 PM CT Result:	FOX
5		<b>@ BIRMINGHAM STALLIONS</b> <b>PROTECTIVE STADIUM</b> Sat, April 25, 2025 • 7 PM CT Result:	FOX
6		<b>@ HOUSTON ROUGHNECKS</b> <b>RICE STADIUM</b> Sat, May 3, 2025 • 11 AM CT Result:	abc
7		<b>ST. LOUIS BATTLEHAWKS</b> <b>SIMMONS BANK LIBERTY STADIUM</b> Sun, May 11, 2025 • 2 PM CT Result:	ESPN
8		<b>@ SAN ANTONIO BRAHMAS</b> <b>THE ALAMODOME</b> FRI, May 16, 2025 • 7 PM CT Result:	FOX
9		<b>ARLINGTON RENEGADES</b> <b>SIMMONS BANK LIBERTY STADIUM</b> Sat, May 24, 2025 • 11 AM CT Result:	abc
10		<b>BIRMINGHAM STALLIONS</b> <b>SIMMONS BANK LIBERTY STADIUM</b> Sun, June 1 • 2 PM CT Result:	FOX



## ABC BROADCAST BOOTH

**JOE TESSITORE** - Play-by-play  
**JORDAN RODGERS** - Analyst  
**SAM ACHO** - Sideline Analyst  
**TOM LUGINBILL** - Sideline Analyst



## ROTATING QUARTERBACKS

Interim head coach Jim Turner elected to rotate quarterbacks E.J. Perry and Troy Williams in last week's game, with the duo playing alternating series. Williams was 8-of-11 for 104 yards and 1 interception. Perry was 10-of-17 for 93 yards, 1 touchdown and 1 interception.

Perry led the Showboats to their lone touchdown late in the fourth quarter. When the Showboats regained possession with less than one minute left, Williams rotated in. He promptly completed the longest pass play of the game for 38 yards to Jonathan Adams. But the next play saw Michigan's Kai Nacua intercept Williams for a touchdown the other way to effectively end the game.

## QUARTERBACK NOTEBOOK

- E.J. Perry and Troy Williams competed as the top two signal-callers throughout camp, while Dresser Winn was brought in midway through camp for depth and development.
- Williams is the most experienced starter in the quarterback room, with 11 starts over the past three seasons in the USFL (2023 Pittsburgh Maulers) and UFL (2024 Memphis Showboats). He was 0-3 in his starts last season. Perry, meanwhile, has started six games including this season, the first five with the Michigan Panthers. He was 2-2 as the Panthers' starter last season, before being knocked out with an injury.
- Williams saw action in eight games for the Showboats last season, completing 54.7 percent of his passes (58-of-165) for 591 yards and 5 TDs with 5 interceptions. Perry completed 61.7 percent of his passes in his four starts with Michigan last season, going 55-of-89 for 664 yards with 2 TDs and 3 interceptions.
- Both Perry and Williams are dual-threat QBs. In 19 USFL/UFL games, Williams has rushed 72 times for 415 yards and 4 TDs. In six USFL/UFL games played, Perry has rushed for 206 yards and 5 TDs on 36 carries.

### Troy Williams



## RUNNING BACK NOTEBOOK

- Deneric Prince and Jalen Jackson split time at running back last week. Prince led all rushers in the game vs. Michigan with 38 yards and a long of 16 on 10 carries. Jackson rushed for 24 yards on 11 carries. Both caught two passes as well, with Prince tallying 27 yards and Jackson recording 21.
- The Showboats entered the 2025 season with three newcomers in the running back room. Among the three Memphis backs -- Jackson, Jacob Kibodi and Prince -- they had three combined games of professional football experience coming into last week's game.
- Kibodi saw action in one game for the Cleveland Browns in 2024, recording 5 carries for 24 yards. Deneric Prince saw action in two games for the Kansas City Chiefs in 2023. Jackson spent the 2024 preseason with the Jacksonville Jaguars.
- Prince won a Super Bowl with the Chiefs in the 2023 NFL season, spending most of the season on the Kansas City practice squad, while seeing action in two games.

## ADAMS TURNS IN TOP RECEIVER PERFORMANCE IN WEEK 1

Jonathan Adams had the best week of any wide receiver in the United Football League on UFL Kickoff Weekend.

Adams recorded six receptions for 93 yards and a touchdown. Only St. Louis' Jahcour Pearson matched Adams for receptions in Week One. Adams' 93 yards receiving was 10 better than Pearson's second-best total of 83.

### Jonathan Adams



## WIDE RECEIVER NOTEBOOK

- Kwamie Lassiter II was the only other Showboats wide receiver with multiple receptions, tallying 2 for 10 yards.
- Six different Showboats wide receivers made at least one catch last week.
- The Showboats return two WRs from last season, Adams and Dee Anderson.
- Adams ranked No. 1 on the team in yards per reception (13.4), No. 2 in receiving yards (442) and No. 3 in receptions (33) last season and saw action in all 10 games.
- Anderson played in 6 games with 8 receptions for 142 yards and 1 touchdown last year. Anderson also caught a 3-point conversion pass, one of just two successful 3-point conversions in the UFL last season.
- Four of the five newcomers in the wide receiver room bring pro football experience:
  - Kai Locksley played both quarterback and wide receiver in the Canadian Football League, with his most recent experience was with the Hamilton TigerCats in 2023.
  - Lassiter saw action in one game in both 2022 and 2023 with the Cincinnati Bengals.
  - Eli Stove played in 4 games for the CFL Ottawa RedBlacks in 2024 and played in 10 games for the New Orleans Breakers in the 2023 USFL.
  - Isiah Hennie has played in 16 USFL/UFL games, playing in 4 games for the Houston Roughnecks last season and in all 12 games for the Pittsburgh Maulers in 2023.

## TIGHT END NOTEBOOK

- All three Showboats tight ends saw action last week vs. Michigan. Ryan Izzo recorded one catch for 10 yards. Jay Jay Wilson caught one pass for 8 yards. Chris Pierce Jr. was targeted once.
- Wilson is the only returning tight end for the Showboats. He is one of 3 current members of the team who have been with the squad since the franchise was resurrected in 2023 (DB Kyree Woods, DL John Atkins Sr.). Wilson also plays fullback.
- Izzo is one of two Showboats players with a Super Bowl ring. He was an injured reserve as a member of the New England Patriots when they won the title following the 2018 season. He played 18 career games for the Pats (19 rec, 313 yds, 1 TD).
- Chris Pierce Jr. is a converted wide receiver. He finished his collegiate career at Vanderbilt as a wide receiver, hauling in 109 receptions for 1,398 yards and 9 TDs. He was moved to tight end in 2022 with the Arizona Cardinals.





## OFFENSIVE LINE NOTEBOOK

- Seven offensive linemen saw action in Week One vs. Michigan. Alec Lindstrom started at center, Jared Thomas started and Nash Jensen started at guard and James Tunstall and J.D. DiRenzo got the start at tackle. Nate Gilliam and Noah Henderson also saw action.
- Alec Lindstrom and Jared Thomas return to the Showboats offensive line. Lindstrom battled through injuries in 2024, but saw action in all 10 games, starting the first 2 and last 2 games of the season, seeing most of his action at guard. He is projected to play center in 2025. Thomas started all 10 games for the 'Boats last season, with 9 of those starts at center. He is projected to play guard this season.
- James Tunstall also returns to the squad from last season. He started 7 games for the Showboats in 2024.
- Nash Jensen brings starting NFL experience to the Memphis offensive line. He played in 11 games with 5 starts for the Carolina Panthers in 2023.
- Noah Henderson adds UFL experience to the group, starting 5 games and playing in 9 for the Arlington Renegades in 2024.

## DEFENSIVE LINE NOTEBOOK

- P.J. Hall led all Showboats defensive linemen in last week's game vs. Michigan. He tallied 6 total tackles to rank No. 5 on the team in total stops. Nasir Player and Josiah Bronson added four stops each.
- John Atkins Sr. is an OG Showboat. He is one of three 'Boats that have been with the team since it was brought back in 2023. But he is the only current player who was with the franchise before that. Atkins Sr. was a member of the 2022 USFL Tampa Bay Bandits, which were relocated to Memphis prior to the 2023 season.
- Atkins led all Showboats defensive linemen in tackles last season with 21 total stops.
- Josiah Bronson and P.J. Hall are also back from last year's Showboats. Bronson saw action in all 10 games with 12 tackles, 2 TFLs and 1.5 sacks. Hall played in 6 games with 11 tackles, 2 TFLs and 1 sack. Bronson and Hall were the only Memphis D-Linemen with multiple TFLs in 2024.

### John Atkins Sr.




## DOUBLE DIGITS FOR CHAMBERS, VANDENBURGH

Linebackers Steele Chambers and Zeke Vandenburg led the way for the Showboats' defense last week vs. Michigan, with both tallying a team-best 10 total tackles.

Chambers tallied 5 solo stops to tie for the team lead. Vandenburg recorded a half sack and 1 tackle for-loss as well.

Chambers and Vandenburg were the only teammates to tally double-digit tackles in Week One of the UFL season. They were two of just five UFL defensive players to rack up 10 tackles or more last week. Only Michigan's Frank Ginda had more tackles (11) than Chambers and Vandenburg.

### Zeke Vandenburg



## LINEBACKER NOTEBOOK

- All three linebackers who were active last week saw action and recorded tackles. In addition to Chambers and Vandenburg, Obi Melifonwu added 2 total tackles to the Showboats' defensive ledger.
- Chambers is a converted running back. He played two seasons as a running back at Ohio State, tallying 28 carries for 221 yards and 1 TD, before moving to linebacker. After moving to defense, Chambers recorded 190 tackles, 11.5 TFLs, 2 sacks and 3 interceptions for the Buckeyes.
- Vandenburg was the top defensive player in NCAA FCS in 2022, winning the Buck Buchanan Award. He led all of FCS in TFLs and sacks per game, averaging 2.1 and 1.4, respectively in 2022. Vandenburg signed with the Miami Dolphins as a UDFA in 2023, but was waived/injured in the preseason.
- All four players currently listed as linebackers -- Chambers, Melifonwu, Yvondy Rigby and Vandenburg -- are new to the Showboats.

## WALKER IN MEMPHIS

Eli Walker made his Showboats' debut Sunday against Michigan and led all defensive backs with 9 total tackles. He tied for the team lead in solo stops with 5.

Walker comes to Memphis after having played under defensive coordinator Horton with the Pittsburgh Maulers in the USFL. Walker was with the Maulers in 2022 and 2023, recording 48 tackles, 1 sack, 1 interceptions and 2 pass breakups.



Eli Walker



## SECONDARY NOTEBOOK

- Eight different defensive backs saw action in last week's game vs. Michigan. In addition to Walker's totals, Keaton Ellis recorded 8 total tackles to rank No. 4 on the team. Mark Gilbert contributed the team's lone pass breakup, positioning himself well on a Panthers' deep shot to thwart a potential big gain.
- Kyree Woods is one of three Showboats to play have been with the team since it was brought back in 2023. He tallied 5 total tackles last week vs. the Panthers.
- Two of the Showboats' defensive backs have experience in a Jarren Horton defense. Walker and Gilbert both come to Memphis after having played under Horton with the Pittsburgh Maulers in the USFL. Walker was with the Maulers in 2022 and 2023, recording 48 tackles, 1 sack, 1 interception and 2 pass breakups. Gilbert played for the Maulers in 2023 with 33 tackles and 4 INTs. Gilbert also won a UFL Championship with the Birmingham Stallions last season, tallying 25 tackles and 1 INT.
- Eric Garror brings NFL experience to the Showboats' secondary. He saw action in 12 games with 4 starts for the Tennessee Titans in 2023. During his time with the Titans, Garror recorded 22 tackles and 2 passes defended. Last week vs. Michigan, Garror recorded 6 total tackles.

## SPECIAL TEAMS NOTEBOOK

- Matt Coghlin picked up right where he left off from last season. Coghlin was the most accurate kicker in the United Football League last season. He converted on 94.1 percent of his field-goal attempts (16-of-17) with a long of 57 yards in 2024. Coghlin was 2-for-2 Sunday, successfully converting from 50 and 45 yards.
- In his professional career, Coghlin has missed just 3 field goals, going 36-of-39 (92.3 percent). With a 50-yarder last week, Coghlin is now 7-of-9 (77.8 percent) from 50-plus as a pro.
- Turner Bernard returns to handle the long-snapping duties. He successfully converted all 52 of his long snaps last season. Bernard's father Ben has been training long snappers for nearly 30 years and has sent numerous proteges on to college and professional football. While he had one long snap that bounced to punter Matt Mengel last week, his punter was able to get it off.
- Mengel is the lone newcomer among the specialists. He last played in the 2023 USFL with the Pittsburgh Maulers. During that season, he recorded 11 punts of 50 yards or more, including a USFL-record 83-yarder. Last week, Mengel averaged 44.5 yards per punt on four boots, placing a league-best 2 of his kicks inside the 20-yard line.



**Matt Coghlin**

## SHOWBOATS TEAMMATES

Three pairs of Showboats have now been teammates in college and at the professional level. Defensive lineman Boogie Roberts and defensive back Nehemiah Shelton played together at San Jose State. Long snapper Turner Bernard and defensive back Kyree Woods played together at San Diego State. Center Alec Lindstrom and quarterback E.J. Perry were also teammates at Boston College, before Perry transferred to Brown.

Three Showboats have been teammates in all three years of the team's existence following its return in 2023. Defensive lineman John Atkins Sr., tight end Jay Jay Wilson and defensive back Kyree Woods are all in their third season with the team.

### *Kyree Woods & Turner Bernard*



## MEMPHIS MAULERS

The 2025 Memphis Showboats have a fair amount of influence from the USFL's Pittsburgh Maulers.

The Showboats feature three coaches and eight players who were with the Maulers prior to the USFL-XFL merger that created the United Football League. The following is a look at the Maulers-Showboats connections:

- Coaches: Defensive coordinator Jarren Horton; Special Teams Coordinator/Linebackers Coach Marc Hull; Defensive Quality Control Coach Steve Meyer
- Players: QB Troy Williams; DB Eli Walker; DL Boogie Roberts; DB Mark Gilbert; P Matt Mengel; DL Nasir Player; DL Izayah Green-May; WR Isiah Hennie.

## SHOWBOATS ANNOUNCE THEMES FOR HOME GAMES

The following is a look at the themes for each of the Showboats' remaining home games.

### **Saturday, April 12 vs. D.C. Defenders - 1:30 p.m. CT - Showboats Showdown**

Join the Showboats and Memphis Wrestling for Showboats Showdown where the gridiron meets the squared circle for an electrifying "only in Memphis" experience.

### **Sunday, May 11 vs. St. Louis - 2 p.m. CT - Mothers Day and Skipper's Birthday**

This Mothers Day, spend an afternoon with Mom and the 'Boats! Take a picture on the field with Mom and celebrate Skipper's Birthday, too.

### **Saturday, May 24 vs. Arlington Renegades - 11 a.m. CT - Hats Off To Heroes**

On Memorial Day Weekend, join the Showboats in a salute to the men and women of our Armed Forces and our community first responders.

### **Sunday, June 1 vs. Birmingham Stallions - 2 p.m. CT - Showboats '85 Throwback**

The Showboats turn the clock back to 1985 to highlight the accomplishment of the 1985 Memphis Showboats, who made their lone appearance in the USFL playoffs that year. Featuring mid-80s era throwback merchandise and entertainment throughout the game, fans are encouraged to celebrate 2025's last regular season home game in style.





## HOME OF THE SHOWBOATS: SIMMONS BANK LIBERTY STADIUM

### Former Names

Memphis Memorial Stadium (1965-75)  
 Liberty Bowl Memorial Stadium (1975-2022)  
 Simmons Bank Liberty Stadium (2022-present)

### History

The stadium was originally built as Memphis Memorial Stadium in 1965 for \$3 million, as a part of the Mid-South Fairgrounds, then home to one of the South's most popular fairs. It was dedicated as a memorial to the citizens of Memphis who had served in World War I, World War II, and the Korean War.



The facility was built partially as a way to bring the Liberty Bowl to a permanent home in Memphis. The game was such a success for Memphis that the stadium was renamed Liberty Bowl Memorial Stadium in December 1975.

It was renamed Simmons Bank Liberty Stadium in a naming rights agreement with Simmons Bank, which operates in Arkansas, Kansas, Missouri, Oklahoma, Tennessee and Texas.

On December 19, 2023, the City of Memphis passed a vote to transfer ownership of the stadium to the University of Memphis. This past summer, renovation and construction of the stadium began, including the demolition of much of the west side, including the old press box. All operations previously hosted on the west side of the stadium have been moved to the east side.

### Tenants

Since its opening, the stadium has hosted the Memphis Tigers football team from the University of Memphis. Also since its opening, the stadium has hosted the Liberty Bowl game.

The stadium is also the host of the "Southern Heritage Classic", a game between two historically black colleges, University of Arkansas at Pine Bluff and Tennessee State University. The stadium also has hosted home games of the Tennessee Volunteers, Ole Miss Rebels, and Mississippi State Bulldogs.

### Professional Football at Simmons Bank Liberty Stadium

In 1974 and 1975, the stadium hosted the Memphis Southmen, aka "Grizzlies", of the World Football League.

In 1984, the original United States Football League added the Memphis Showboats as an expansion team. The Showboats, featuring defensive end Reggie White and coached by flamboyant Memphian Pepper Rodgers, were one of the better draws in the league. They advanced to the semifinals in 1985.

In 1995 the Liberty Bowl welcomed the Memphis Mad Dogs as part of the Canadian Football League's attempt at bringing their league into American markets.

In 1997, the Houston Oilers announced they would relocate to Nashville, but played the 1997 season at Liberty Bowl Memorial Stadium.

A subsequent major professional tenant was the Memphis Maniax of the first XFL.

The Memphis Express of the Alliance of American Football played in the stadium for its sole season in 2019.

The second iteration of the USFL saw the Memphis Showboats return in 2023. The team would remain in Memphis as part of the merger between the XFL and USFL that created the United Football League.

### Other Former Tenants

The Memphis Rogues (1978-80) of the North American Soccer League called the stadium home. A 1975 exhibition Major League Baseball game (Atlanta Braves vs Milwaukee Brewers) was played. The right-field fence was only 174 feet from home plate, about 125 feet shorter than most major league parks.


## UNDER ARMOUR THREADS

Under Armour is the exclusive provider of all on-field uniforms, including jerseys, base layer, sideline and training apparel, for all XFL teams. The unique home and away sets are designed with an authentic execution of the individual team identities. The design process was a collaboration between XFL ownership, marketing, and Under Armour teams.

Each jersey features a "Blood, Sweat, Respect" mantra – a personal message from ownership to players, which is sublimated on the interior collars of all team uniforms.

Additional design details include embroidered team wordmarks and branding at the base of the neckline, UA's ArmourGrid nameplates with twill lettering, and all uniforms are branded with XFL, Under Armour, and Project Rock Brahma Bull patches.



<div><div></div><div>2025 STANDINGS</div></div>					
USFL CONFERENCE		OVERALL RECORD	vs. USFLC	vs. XFLC	HOME    ROAD
1.	Michigan Panthers	1-0	1-0	0-0	0-0    1-0
2.	Birmingham Stallions	0-1	0-0	0-1	0-0    0-1
2.	Memphis Showboats	0-1	0-1	0-0	0-1    0-0
2.	Houston Roughnecks	0-1	0-0	0-1	0-1    0-0
XFL CONFERENCE		OVERALL RECORD	vs. XFLC	vs. USFLC	HOME    ROAD
1.	Arlington Renegades	1-0	1-0	0-0	1-0    0-0
1.	St. Louis Battlehawks	1-0	0-0	1-0	0-0    1-0
2.	Houston Roughnecks	0-1	0-0	0-1	0-1    0-0
2.	San Antonio Brahmas	0-1	0-1	0-0	0-0    0-1

UPCOMING SCHEDULE

The following is a look at some of the upcoming weeks' schedule in the United Football League (UFL):

- Week 2**

April 4 - Birmingham at Michigan

April 5 - Memphis at D.C.

April 6 - Houston at Arlington; San Antonio at St. Louis
- Week 3**

April 11 - Arlington at Birmingham

April 12 - Houston at Memphis

April 13 - San Antonio at Michigan; D.C. at St. Louis
- Week 4**

April 18 - Memphis at Michigan

April 19 - St. Louis at Arlington; Birmingham at Houston

April 20 - San Antonio at D.C.
- Week 5**

April 25 - Memphis at Birmingham

April 26 - Michigan at St. Louis

April 27 - D.C. at Arlington; Houston at San Antonio
- Week 6**

May 2 - Arlington at St. Louis

May 3 - Memphis at Houston

May 4 - D.C. at Michigan; San Antonio at Birmingham
- Week 7**

May 9 - D.C. at San Antonio

May 10 - Michigan at Arlington

May 11 - Houston at Birmingham; St. Louis at Memphis
- Week 8**

May 16 - Memphis at San Antonio

May 17 - Birmingham at St. Louis; Michigan at Houston

May 18 - Arlington at D.C.

UFL RULES

The United Football League (UFL) will continue to build on the innovation of both the XFL and USFL with its rules for the 2025 season.. The UFL has adopted a number of innovative rules from both previous leagues to deliver an exciting, fast-paced game with plenty of action. Below are some highlights:

**Points After Touchdown**  
Teams will have three scrimmage play options following a touchdown.  
2-yard line = 1 point for a successful try  
5-yard line = 2 points for a successful try  
10-yard line = 3 points for a successful try

**Kickoffs**  
The UFL's 2025 kickoff rules this season will be based on a combination of the kickoff used by XFL Legacy during its 2023 season and the NFL Dynamic Kickoff used by the NFL during the 2024 season. These changes include:

Kickoffs will start at the 30-yard line. The 10 remaining players on the kickoff team will line up at the receiving team's 40-yard line. The receiving team's set up zone will stretch from its 35-yard line to the 30-yard line and must have at least nine players in that zone. The landing zone will be from the receiving team's 20-yard line to the goal line. The ball must reach the landing zone or it will be spotted at the 40-yard line. There will be two touchback spots: the 35-yard-line for balls kicked into the end zone and the 20-yard line for balls that hit in the landing zone and then enter the end zone.

**Onside Kicks**  
The league has eliminated this option. The kickoff team will be able to retain possession of the ball with the late-game possession option described below.

**Late-Game Possession Option**  
Teams will have an alternate option to attempt to retain possession in the fourth quarter. If a team is tied or behind during the fourth quarter, it may elect to retain possession after a score with a 4th-and-12 from its own 28-yard line.

**Two Forward Passes**  
Teams will be allowed, as they were last season, to throw two forward passes on one play. The ball cannot cross the line of scrimmage at any time prior to the second forward pass being thrown.

**Replay Reviews**  
The officiating department may stop a game at any time before the ball is next legally put in play to review a play if there is reasonable evidence to believe an error was made and it would have a direct, competitive impact on the game. Any call or non-call related to player safety is also subject to review at any point, as well as any officiating ruling in the last five minutes of the or overtime that is obviously incorrect and will have a significant impact on the outcome.

**Coach Challenges**  
Each coach may challenge any ruling, including fouls or potential fouls, provided the team has a timeout. A successful challenge will not result in a loss of a timeout, while the timeout is lost if the challenge fails.

New in 2025 is the addition of a second challenge if the first challenge was successful.



WEEK 1 DEPTH CHART

\* Updated depth chart  
will be released 48  
hours prior to game  
- game notes will be  
updated and redistrib-  
uted at that time

SHOWBOATS OFFENSE			
QB	5 - E.J. Perry	3 - Troy Williams	81 - Ryan Izzo
LT	75 - Jemes Tunstall	69 - Noah Henderson	
LG	65 - Jared Thomas	55 - J.D. DiRenzo	
C	72 - Alec Lindstrom	65 - Jared Thomas	
RG	66 - Nash Jensen	63 - Nate Gilliam	
RB	34 - Deneric Prince	36 - Jalen Jackson	
TE	88 - Jay Jay Wilson	89 - Chris Pierce Jr.	
WR	9 - Jonathan Adams	1 - Kai Locksley	
WR	18 - Kwamie Lassiter II	83 - Isiah Hennie	
WR	82 - Eli Stove	4 - Dee Anderson	
SHOWBOATS DEFENSE			
DT	8 - Boogie Roberts	92 - P.J. Hall	32 - Nehemiah Shelton
NT	99 - John Atkins Sr.	8 - Boogie Roberts	
DT	91 - Josaih Bronson	95 - DaMarcus Mitchell	
OLB	45 - Nasir Player	95 - DaMarcus Mitchell	
ILB	42 - Steele Chambers	20 - Obi Melifonwu	
ILB	57 - Zeke Vandenburg		
OLB	50 - Izayah Green-May	44 - Jaylon Allen	
CB	14 - Mark Gilbert	33 - Eric Garror	
FS	10 - Amir Riep	31 - Keaton Ellis	
SS	7 - Eli Walker	31 - Keaton Ellis	
CB	6 - Lance Boykin	28 - Kyree Woods	
SHOWBOATS SPECIAL TEAMS			
P	19 - Matt Mengel	49 - Matt Coghlin	
PK	49 - Matt Coghlin	19 - Matt Mengel	
H	19 - Matt Mengel	83 - Isiah Hennie	
LS	59 - Turner Bernard	45 - Nasir Player	
KR	34 - Deneric Prince	18 - Kwamie Lassiter II	
PR	83 - Isiah Hennie	33 - Eric Garror	

THE START CHART

OFFENSE											
Game	LT	LG	C	RG	RT	TE	TE/WR	WR	WR	QB	RB
3/30 vs MICH	75 - Tunstall	65 - Thomas	72 - Lindstrom	66 - Jensen	55 - DiRenzo	88 - Wilson	89 - Pierce	82 - Stove	9 - Adams	5 - Perry	34 - Prince
4/5 at DC											
4/12 vs HOU											
4/18 at MICH											
4/25 at BHAM											
5/3 at HOU											
5/11 vs STL											
5/16 at SA											
5/24 vs ARL											
6/1 vs BHAM											
DEFENSE											
Game	DL	DL	DL	LB	ILB	OLB	OLB	DB	DB	DB	DB
3/30 vs MICH	91 - Bronson	99 - Atkins	8 - Roberts	42 - Chambers	57 - Vandenburg	45 - Player	50 - Green-May	6 - Boykin	10 - Riep	7 - Walker	14 - Gilbert
4/5 at DC											
4/12 vs HOU											
4/18 at MICH											
4/25 at BHAM											
5/3 at HOU											
5/11 vs STL											
5/16 at SA											
5/24 vs ARL											
6/1 vs BHAM											



# HEAD COACH KEN WHISENHUNT



Ken Whisenhunt was named head coach of the Memphis Showboats on Sept. 23, 2024.

Whisenhunt has an extensive coaching background, including two stints as a head coach in the National Football League and a Super Bowl Championship as offensive coordinator with the Pittsburgh Steelers.

Whisenhunt was the head coach of the Arizona Cardinals for six seasons (2007-2012), winning two NFC West Division Championships (2008, 2009), an NFC Championship and a berth in Super Bowl XLIII following the 2008 season. In addition, he served as head coach of the Tennessee Titans in 2014 and 2015.

Whisenhunt earned a Super Bowl Championship ring as offensive coordinator for the Pittsburgh Steelers, who won Super Bowl XL (following the 2006 season). He was on the Steelers' staff for six seasons, beginning as the tight ends coach from 2001-03 before being promoted to offensive coordinator in 2001, a role he held through the 2006 season.

Most recently, Whisenhunt served as Special Assistant to the Head Coach under Nick Saban at the University of Alabama for the 2023 season. He also spent two seasons (2021-22) with Penn State University as an offensive analyst.

His most recent stint in the NFL was as offensive coordinator for the Chargers from 2016-2019 and served in that capacity for the Chargers in 2013. He has also coached for the New York Jets (2000, special teams); Cleveland Browns (1999, tight ends); and Baltimore Ravens (1997-98, tight ends). Whisenhunt got his start in coaching with Vanderbilt University, where he coached special teams, tight ends and H-backs in 1995 and 1996.

Whisenhunt was an eight-year player in the NFL, playing tight end/H-back for Atlanta (1985-88), Washington (1989-90) and the New York Jets (1991-92). He played his collegiate football at Georgia Tech, where he was a two-time First Team All-ACC selection at tight end and earned Honorable Mention All-America honors as a senior in 1984.



## JIM MONOS GENERAL MANAGER

- XFL Senior Director of Football Operations, 2022-23
- San Diego Fleet (AAF) Director of Player Personnel, 2019
- Buffalo Bills Director of Player Personnel, 2013-17
- Experience with new Orleans Saints and Philadelphia Eagles as an area scout

### COACHING STAFF LOCATIONS

Head Coach - Ken Whisenhunt		Field	
Offense		Defense	
Offensive Line - Jim Turner	Field	DC - Jarren Horton	Booth
WR/TE - T.J. Vernieri	Booth	LB/ST - Marc Hull	Field
RB - Luke Ferdinand	Booth	DL - Brian Baker	Field
OQC - Lee Morris	Field	DQC - Steve Meyer	Booth





# MEMPHIS SHOWBOATS COACHING STAFF



## JARREN HORTON DEFENSIVE COORDINATOR

- USFL Assistant Coach of the Year in 2023, while serving as the DC of the Pittsburgh Maulers
- Spent 3 seasons (2019-21) coaching defensive backs and serving as interim DC in 2021 at UConn
- Coached with Atlanta Legends of the AAF in 2019
- One season with Cleveland Browns as an assistant quality control coach/defensive assistant (2016)
- Experience at Vanderbilt (2015, 2017) and Southeastern Louisiana (2018)
- Son of Ray Horton, who played 10 years in the NFL and coached in the NFL for 24 seasons



## BRIAN BAKER DEFENSIVE LINE

- Nearly 40 years of coaching experience
- Has coached at the high school, collegiate and professional levels
- Experience with nine different NFL teams
- Coached Pro Bowlers DeMarcus Ware, Jay Ratliff and Anthony Spencer with the Dallas Cowboys
- Most recent position was Senior Defensive Analyst at Georgia Tech in 2023



## LUKE FERDINAND RUNNING BACKS

- Spent the last three seasons coaching at Black Hills State University (Grad Asst.-OL, 2022; Grad Asst.-RB, 2023; Asst. Coach-RB, 2023)
- Also has experience on the football staff at South Dakota as a video coordinator




## MARC HULL LINEBACKERS, SPECIAL TEAMS

- Coached linebackers and special teams for the USFL's Pittsburgh Maulers in 2022 and 2023
- Spent 7 seasons coaching linebackers and special teams at Slippery Rock (Pa.), winning two conference titles and making four NCAA D-II Playoff appearances
- Spent two seasons at Shippensburg (Pa.) as a GA
- Coached at Kentucky Christian University in 2012
- Began coaching career at West Los Angeles College



## JIM TURNER OFFENSIVE LINE

- Second season with the Showboats
- Served as interim head coach in Week 1
- Nearly 30 years of coaching experience at the professional and collegiate levels
- Coached a Texas A&M offensive line that paved the way for the SEC's leading rusher in 2018
- Has coached numerous offensive linemen, who went on to play in the NFL
- Former infantry officer in the United States Marine Corps (1990-94)



## T.J. VERNIERI WIDE RECEIVERS/TIGHT ENDS

- Second season with the Showboats
- Coached WRs at Gannon University in the fall of 2023
- Served as offensive quality control/tight ends coach for the New Orleans Breakers in the spring of 2023
- Helped Gannon WR Ke'John Batiste to All-PSAC honors in 2023
- Spent two seasons on the coaching staff with the CFL Calgary Stampeders
- Three seasons of collegiate coaching experience



## STEVE MEYER DEFENSIVE QUALITY CONTROL

- Served on the staff of the USFL's Pittsburgh Maulers in 2023
- Spent 2022 as the DC at Saint Vincent College (Pa.) after serving on the Bearcats' staff from 2010-13 as well
- Five years on staff with the Pittsburgh Steelers, serving as a defensive coaching assistant and scouting intern (2013-2018)
- Also brings experience from the high school ranks



## LEE MORRIS OFFENSIVE QUALITY CONTROL

- Played last three seasons in the USFL/UFL (New Orleans Breakers-2022-23, Showboats 2024)
- Caught 41 passes for 848 yards and 11 TDs in four years of collegiate action at Oklahoma
- His father, Lee Morris, played one season in the NFL with the Green Bay Packers in 1987
- 2018 Burlsworth Trophy Semifinalist



MEMPHIS SHOWBOATS NUMERICAL ROSTER

NO.	NAME	POS.	HT.	WT.	AGE	LAST COLLEGE	HOMETOWN
1	Kai Locksley	WR	6-4	207	28	Baltimore, Md./UTEP	
3	Troy Williams	QB	6-2	213	30	Carson, Calif./Utah	
4	Dee Anderson	WR	6-6	220	27	Dallas, Texas/Alabama A&M	
5	EJ Perry	QB	6-2	220	26	Andover, Mass./Brown	
6	Lance Boykin	CB	6-2	205	24	High Point, N.C./Coastal Carolina	
7	Eli Walker	FS	6-2	195	27	Long Beach, Calif./Kansas State	
8	Boogie Roberts	DT	6-2	304	29	Los Angeles, Calif./San Jose State	
9	Jonathan Adams	WR	6-3	246	26	Jonesboro, Ark./Arkansas State	
10	Amir Riep	FS	5-11	200	26	Cincinnati, Ohio/Lincoln University (Calif.)	
12	Dresser Winn	QB	6-3	215	26	Dresden, Tenn./UT-Martin	
13	Cameron Dantzler*	CB	6-2	192	26	Hammond, La./Mississippi State	
14	Mark Gilbert	CB	6-0	186	27	Fayetteville, N.C./Duke	
18	Kwamie Lassiter II	WR	5-11	192	27	Chandler, Ariz./Kansas	
19	Matt Mengel	P	6-2	230	31	Harbor City, Calif./UCLA	
20	Obi Melifonwu	LB	6-4	225	30	South Grafton, Mass./Connecticut	
21	Ja'Quan Sheppard	CB	6-0	199	24	Zephyrhills, Fla./Maryland	
23	Jacob Kibodi	RB	6-1	226	26	Baton Rouge, La./Louisiana	
28	Kyree Woods	S	6-0	190	27	Mesa, Ariz./San Diego State	
31	Keaton Ellis	DB	5-11	191	24	State College, Pa./Penn State	
32	Nehemiah Shelton	DB	6-0	185	25	Gardena, Calif./San Jose State	
33	Eric Garror	CB	5-8	187	24	Mobile, Ala./Louisiana	
34	Deneric Prince	RB	6-0	216	24	Marvel, Texas/Tulsa	
35	Tenny Adewusi	FS	6-0	200	27	Avenel, N.J./Delaware	
36	Jalen Jackson	RB	5-9	213	25	Richmond, Va./Villanova	
42	Steele Chambers	LB	6-1	240	24	Roswell, Ga./Ohio State	
44	Jaylon Allen	DE	6-3	245	24	Humble, Texas/Memphis	
45	Nasir Player	DL	6-5	255	27	Greenwood, Texas/East Tennessee State	
49	Matt Coghlin	K	5-9	190	27	Cincinnati, Ohio/Michigan State	
50	Izayah Green-May	DE	6-5	255	25	Bolingbrook, Ill./Northern Illinois	
51	Yvondy Rigby	LB	6-1	229	25	Egg Harbor Township, N.J./Temple	
52	Antwuan Jackson Jr.	DL	6-2	320	27	Ellenswood, Ga./Ohio State	
55	JD DiRenzo	G	6-5	306	26	Hammonton, N.J./Rutgers	
57	Zeke Vandenburg	LB	6-4	237	26	Freeport, Ill./Illinois State	
59	Turner Bernard	LS	6-1	243	26	Glendale, Ariz./San Diego State	
63	Nate Gilliam	G	6-5	302	27	Knoxville, Tenn./Wake Forest	
65	Jared Thomas	OL	6-2	304	28	Indianapolis, Ind./Northwestern	
66	Nash Jensen	G	6-4	340	25	Maple Grove, Minn./North Dakota State	
69	Noah Henderson	T	6-5	310	24	Bennettsville, S.C./East Carolina	
72	Alec Lindstrom	C	6-3	295	26	Dudley, Mass./Boston College	
74	O'Shea Dugas	OL	6-4	312	28	Lafayette, La./Louisiana Tech	
75	James Tunstall	T	6-7	323	25	Indian Head, Md./Cincinnati	
79	Nick Torres*	T	6-6	303	26	Whitestone, N.Y./Villanova	
81	Ryan Izzo	TE	6-5	247	29	Highland Lakes, N.J./Florida State	
82	Eli Stove	WR	5-11	211	26	Niceville, Fla./Auburn	
83	Isiah Hennie	WR	5-7	169	27	San Diego, Calif./Sacramento State	
86	Isaiah Washington	WR	6-2	220	23	Jacksonville, Fla./Rutgers	
88	Jay Jay Wilson	TE	6-2	265	28	Valencia, Calif./Auburn	
89	Chris Pierce Jr.	TE	6-4	249	26	Smithfield, Va./Vanderbilt	
91	Josiah Bronson	DE	6-3	307	27	Covington, Wash./Washington	
92	P.J. Hall	DE	6-0	295	29	Seguin, Texas/Sam Houston State	
95	DaMarcus Mitchell	DE	6-3	256	26	Thibodaux, La./Purdue	
99	John Atkins Sr.	DT	6-3	338	32	Thomson, Ga./Georgia	

\*-denotes injured reserve

ALPHABETICAL ROSTER

NO.	NAME	POS.
9	Jonathan Adams	WR
35	Tenny Adewusi	FS
44	Jaylon Allen	DE
4	Dee Anderson	WR
99	John Atkins Sr.	DT
59	Turner Bernard	LS
6	Lance Boykin	CB
91	Josiah Bronson	DE
42	Steele Chambers	LB
49	Matt Coghlin	K
13	Cameron Dantzler*	CB
55	JD DiRenzo	G
74	O'Shea Dugas	OL
31	Keaton Ellis	CB
33	Eric Garror	CB
14	Mark Gilbert	CB
63	Nate Gilliam	G
50	Izayah Green-May	DE
92	P.J. Hall	DE
69	Noah Henderson	T
83	Isiah Hennie	WR
81	Ryan Izzo	TE
52	Antwuan Jackson	DL
36	Jalen Jackson	RB
66	Nash Jensen	G
23	Jacob Kibodi	RB
18	Kwamie Lassiter II	WR
72	Alec Lindstrom	C
1	Kai Locksley	WR
20	Obi Melifonwu	LB
19	Matt Mengel	P
95	DaMarcus Mitchell	DE
5	EJ Perry	QB
89	Chris Pierce Jr.	TE
45	Nasir Player	DL
34	Deneric Prince	RB
10	Amir Riep	FS
51	Yvondy Rigby	LB
8	Boogie Roberts	DT
32	Nehemiah Shelton	DB
21	Ja'Quan Sheppard	CB
82	Eli Stove	WR
65	Jared Thomas	OL
79	Nick Torres*	T
75	James Tunstall	T
57	Zeke Vandenburg	LB
7	Eli Walker	FS
86	Isaiah Washington	WR
3	Troy Williams	QB
88	Jay Jay Wilson	TE
12	Dresser Winn	QB
28	Kyree Woods	S

\*-denotes injured reserve

PRONUNCIATION GUIDE

Tenny Adewusi.....TEN-ee add-uh-WOO-see  
Jaylon Allen.....JAY-lun  
Matt Coghlin.....COG-lin  
O'Shea Dugas.....oh-SHAY DOO-gus  
Eric Garror.....GARE-ur  
Nate Gilliam.....GILL-yum

Antwuan Jackson.....AN-twan  
Jacob Kibodi.....kuh-BODE-ee  
Obi Melifonwu.....OH-bee mell-uf-FON-woo  
Matt Mengel.....MENG-gul  
Nasir Player.....Nuh-ZEER  
Deneric Prince.....duh-NAIR-ic

Amir Riep.....uh-MEER REEP  
Yvondy Rigby.....yuh-VON-dee  
Nehemiah Shelton.....knee-uh-MY-uh  
Ja'Quan Sheppard.....juh-KWAN  
Zeke Vandenburg.....VAN-den-burg  
Kyree Woods.....KY-ree

Click [here to listen to audio pronunciations](#) of all Showboats players' names.



## MEMPHIS SHOWBOATS PLAYER BIOS

## #1 - KAI LOCKSLEY - WR - BALTIMORE, MD. - UTEP



- Signed by Showboats on Feb. 3, 2025

**Prior to Showboats**

- Last played for the CFL's Hamilton TigerCats in 2023, where he recorded 26 carries for 31 yards and 2 TDs, along with 3 receptions for 98 yards and 1 TD
- Played for the CFL's Edmonton Elks in 2022 and 2023, finishing 5-of-8 passing for 50 yards with 55 rushing attempts for 122 yards and 7 TDs
- Signed with the Miami Dolphins as a UDFA in 2021, but was waived in the team's final cuts before the season
- Finished his collegiate career at UTEP, playing in 20 games over two seasons, going 186-of-350 passing for 2,266 yards, 9 TDs and 14 interceptions; also rushed for 875 yards and 11 TDs on 237 attempts
- Began his collegiate career at Texas, where he red-shirted as a quarterback and was moved to wide receiver as a red-shirt freshman
- Later transferred to Iowa Western Community College, where he earned NJCAA Offensive Player of the Year and First Team All-America honors as a QB in 2017
- Accounted for 40 total touchdowns at IWCC, throwing for 2,238 yards (176-of-265) with 20 TDs and 6 INTs, while rushing for 705 yards on 112 attempts with 20 TDs

## #3 - TROY WILLIAMS - QB - CARSON, CALIF. - UTAH

**2024**

- Saw action in eight games, starting three
- Completed 58-of-106 passes (54.7 percent) for 591 yards with 5 touchdowns and 5 interceptions
- His 248 yards and 3 passing touchdowns vs. Michigan on April 28

were both season-bests for the Showboats

- Set a UFL record for longest pass completion, hooking up with Daewood Davis for an 82-yard touchdown strike on April 28 vs. Michigan

**Prior to the Showboats**

- Starting quarterback for Pittsburgh Maulers during the 2023 USFL season
- Passed for 1,414 yards and 6 TDs, with 3 interceptions for the Maulers, while also rushing for 341 yards and 3 touchdowns
- Saw action in two games for the CFL's Edmonton Elks in 2019
- Played in 21 games in two seasons at Utah with 15 starts, passing for 3,569 yards and 17 touchdowns
- Also played collegiately at Washington and Santa Monica College

## #4 - DEE ANDERSON - WR - DALLAS, TEXAS - ALABAMA A&amp;M

**2024**

- Saw action in six games, recording eight receptions for 142 yards and 1 touchdown
- Caught a 3-point conversion pass vs. Birmingham on May 4, one of just two successful 3-point conversions the entire season

- Recorded one tackle on special teams

**Prior to the Showboats**

- Caught 13 passes for 174 yards and 2 touchdowns for the New Orleans Breakers during the 2023 USFL season
- Spent 2022 USFL season with the Tampa Bay Bandits
- Finished his collegiate career at Alabama A&M, where he recorded 33 receptions for 493 yards and 12 TD
- Also played collegiately at LSU and Oklahoma State

## #5 - E.J. PERRY - QB - ANDOVER, MASS. - BROWN



- Signed with the Showboats on Feb. 5, 2025

**Prior to the Showboats**

- Started the first four games of the 2024 UFL season for the Michigan Panthers, completing 55-of-89 passes for 664 yards and 2 TDs with 3 interceptions
- Added 23 carries for 151 yards and 4 rushing touchdowns for Michigan in 2024
- Also played the 2023 season for the Michigan Panthers in the USFL
- Has had three stints with the Jacksonville Jaguars, spending the 2022 season and a portion of the 2023 season on the team's practice squad
- Has also signed with the Houston Texans in two separate occasions
- Finished his collegiate career at Brown, where he transferred to play for his uncle James Perry
- Won the 2021 Ivy League Bushnell Cup as the league's top offensive player and was a two-time All-Ivy League selection (2019, 2021)
- Passed for 5,981 yards and 45 touchdowns with 17 interceptions in two seasons at Brown
- Began his collegiate career at Boston College (2017-18) where he saw in action in 5 games during the 2018 season

## #6 - LANCE BOYKIN - DB - HIGH POINT, N.C. -

**COASTAL CAROLINA**

- Signed with the Showboats on Dec. 5, 2024

**Prior to Showboats**

- Signed with the Seattle Seahawks as a UDFA prior to the 2023 season, saw action in 1 game and was later placed on the practice squad
- Signed a reserve/future contract with Seattle following the 2023 season, but was waived in August 2024
- Played two seasons of college football at both Coastal Carolina and Old Dominion
- Earned 2022 Second Team All-Sun Belt honors after starting 11 of 12 games for the Chanticleers and racking up 58 tackles and a team-best 8 PBUs and 2 INTs
- Saw action in 46 games over his four-year collegiate career

## #7 - ELI WALKER - DB - LONG BEACH, CALIF. -

**KANSAS STATE**

- Signed with the Showboats on Nov. 18, 2024

**Prior to Showboats**

- Last played with the USFL's Pittsburgh Maulers in 2022 and 2023
- Totaled 48 tackles, 1 sack, 1 interception and 2 pass breakups over two seasons with the Maulers
- Played in The Spring League in 2021
- Finished his collegiate career at Kansas State, playing two seasons for the Wildcats (2017, 2018), where he compiled 89 career tackles
- Began his college career at Cerritos JC (Calif.), tallying 4 interceptions and 117 tackles in 20 career games in 2015 and 2016

## #8 - BOOGIE ROBERTS - DL - LOS ANGELES, CALIF. -

**SAN JOSE STATE**

- Signed with the Showboats in November 2024

**Prior to Showboats**

- Last played for the USFL's Pittsburgh Maulers in 2022 and 2023
- Recorded 52 tackles and 3 sacks in two seasons with the Maulers
- Chosen by the D.C. Defenders in the UFL dispersal draft, but was waived prior to the 2024 season
- Signed as a UDFA with the Los Angeles Rams in 2019, but was waived prior to the season
- Played five seasons of collegiate football at San Jose State, where he was a three-year starter an Honorable Mention All-Mountain West Conference performer in 2018
- Played in 47 games with 35 starts for the Spartans, tallying 145 tackles and 7 sacks

## #9 - JONATHAN ADAMS - WR - JONESBORO, ARK. -

**ARKANSAS STATE****2024**

- Started all 10 games
- Ranked No. 2 on the team in receiving yards with 442 and led the team with a 13.4-yard average per reception
- Hauled in 33 receptions, No. 3 on the team

- Caught one touchdown pass

**Prior to the Showboats**

- Tallied 40 receptions for 477 yards and 1 touchdown with the New Orleans Breakers in the 2023 USFL season
- Spent time with the Detroit Lions after a standout career at Arkansas State
- Earned 2020 Sun Belt Conference Offensive Player of the Year and First Team All-SBC honors, after catching 79 passes for 1,111 yards and 12 touchdowns in his senior season
- Third Team All-Sun Belt as a junior with 62 receptions for 851 yards and 5 TDs
- Was also a member of the Red Wolves basketball team while in college

## #10 - AMIR RIEP - DB - CINCINNATI, OHIO. -

**LINCOLN UNIVERSITY (CALIF.)**

- Signed with the Showboats on Jan. 23, 2025

**Prior to Showboats**

- Finished his collegiate career at Lincoln University (Calif.), where he tallied 87 tackles and 5 sacks in 2023
- Recorded 33 tackles, 3 interceptions and passes defended in 40 games over three seasons (2017-19) at Ohio State
- Played on three Big Ten Championship teams for the Buckeyes





**# 12 - DRESSER WINN - QB - DRESDEN, TENN. - UT-MARTIN**

- Signed with Showboats March 10, 2025

**Prior to Showboats**

- Signed as a UDFA with the Los Angeles Rams before being waived during the 2023 preseason
- Re-signed to the Rams' practice squad

twice late in the 2023 season

- Spent time with the CFL's Edmonton Elks in between the two stints with the Rams
- Played collegiately at UT-Martin, where he played in 32 games over six years, red-shirting for one season and missing significant time with injury in two other seasons
- Best season at UT-Martin was his final season (2022), when he was 232-of-379 passing for 2,928 yards, 18 TDs and 11 interceptions
- Earned Second Team All-Ohio Valley Conference honors in 2022

**# 13 - CAMERON DANTZLER - DB - HAMMOND, LA. -****MISSISSIPPI STATE**

- Signed with the Showboats on Feb. 3, 2025

**Prior to Showboats**

- Signed with San Antonio Brahmas in 2024, but did not see action
- Last played for the NFL's New Orleans Saints, when he was signed to the active roster in November of 2023 after being on the practice squad since September

since September

- Has also been under contract to the Houston Texans, Buffalo Bills and Washington Commanders
- Third round selection in the 2020 NFL Draft by the Minnesota Vikings
- Earned All-Rookie Team honors from the PFWA following the 2020 season, when he saw action in 11 games with 10 starts, recording 46 tackles, 2 interceptions, 4 passes defended and forced and recovered 1 fumble
- Has 37 games of NFL experience with 26 starts, recording 3 interceptions and 149 tackles
- Played collegiately at Mississippi State, where he was a Second Team All-SEC selection in 2018

**# 14 - MARK GILBERT - DB - FAYETTEVILLE, N.C. - DUKE**

- Signed with the Showboats on Jan. 27, 2025

**Prior to Showboats**

- Played the 2024 season with the UFL Champion Birmingham Stallions, recording 25 tackles and 1 interception in

7 games

- Played for the USFL's Pittsburgh Maulers in 2023, tallying 33 tackles and 4 interceptions
- Signed as a UDFA with Pittsburgh in 2021 and was placed on the practice squad
- Detroit Lions signed him off the Steelers' practice squad in October 2021, activating him for 8 games
- Spent time with the Steelers and Dolphins in 2022 and 2023
- Named 2017 First Team All-ACC
- Saw action in 29 games, with 20 starts, at Duke, missing much of three seasons due to injury

**# 18 - KWAMIE LASSITER II - WR - CHANDLER, ARIZ. - KANSAS**

- Signed with the Showboats on Dec. 5, 2024

**Prior to Showboats**

- Spent the 2022 and 2023 seasons with the Cincinnati Bengals, mostly on the practice squad

- Saw action in one game each season with the Bengals
- Signed with Cincinnati as a UDFA prior to the 2022 season
- Spent six seasons at Kansas (2016-21), finishing his collegiate career with 48 games played, 26 starts, 148 receptions, 1,550 yards and 7 TDs
- Named Honorable Mention All-Big 12 in 2020
- Late father Kwamie Lassiter played 10 seasons in the NFL

**# 19 - MATT MENGEL - P - HARBOR CITY, CALIF. - UCLA**

- Signed with the Showboats on Jan. 31, 2025

**Prior to Showboats**

- Last played in 2023 for the USFL's Pittsburgh Maulers, where he recorded 11 punts of 50 yards or more, including a

USFL record 83-yarder

- Also played for the USFL's Philadelphia Stars in 2022
- Has experience in the IFA and the CFL as well, seeing action in six games for the CFL's Edmonton Elks in 2022
- Finished his collegiate career at UCLA, where he saw action in 25 games in two seasons
- Played two seasons of junior college football at Long Beach CC (2013) and Los Angeles Harbor JC (2012)

**# 20 - OBI MELIFONWU - LB - SOUTH GRAFTON, MASS. - CONNECTICUT**

- Signed with the Showboats on Jan. 30, 2025

**Prior to Showboats**

- Most recently played for the USFL's Tampa Bay Bandits in 2022, tallying 18 total tackles

- Signed with the XFL's St. Louis Battlehawks in 2023, but was waived prior to the season
- Seven games of NFL experience, playing 2 games for New England in 2018 and 5 games for the Raiders in 2017
- Signed contracts with San Francisco 49ers and Philadelphia Eagles in 2021, but did was waived by both
- Earned First Team All-AAC honors in 2016 at UConn, where he played in 48 career games with 351 total tackles, 11 TFLs, 8 interceptions and 24 passes defended

**# 21 - JA'QUAN SHEPPARD - DB - ZEPHYRHILLS, FLA. - MARYLAND**

- Signed with the Showboats on Dec. 6, 2024

**Prior to Showboats**

- Signed as a UDFA by the Las Vegas Raiders but was waived prior to the 2024 season

- Finished his collegiate career at Maryland, where he was an Honorable Mention All-Big Ten selection in 2023
- Posted a team-best 8 pass breakups for the Terrapins, along with 31 tackles, 3 TFLs and 1 sack
- Earned First Team All-AAC honors in 2022 at

Cincinnati, after tallying 10 pass breakups, 50 tackles, 4.5 TFLs and 1 sack

- Saw action in 37 games at Cincinnati, helping lead the Bearcats to AAC Championships in 2020 and 2021, as well as a berth in the College Football Playoff in 2021

**# 23 - JACOB KIBODI - RB - BATON ROUGE, LA. - LOUISIANA**

- Signed with the Showboats on Jan. 27, 2025

**Prior to Showboats**

- Signed with the New Orleans Saints as a UDFA prior to the 2024 season, spending most of the season on the team's practice

squad

- Signed late in 2024 to the Cleveland Browns' practice squad
- Finished his collegiate career at Louisiana, where he saw action in 21 games in two seasons
- Rushed for 729 yards and 7 touchdowns for the Ragin' Cajuns in 2023
- Started his collegiate career at Texas A&M, seeing action in 15 games for the Aggies

**# 28 - KYREE WOODS - DB - MESA, ARIZ. - SAN DIEGO STATE 2024**

- Started all 10 games
- Ranked No. 5 on the team with 41 total tackles and No. 4 with 32 solo stops
- Recorded 3 TFLs, 2 pass breakups and 1 forced fumble
- Recorded a team season-best with 7

solo tackles vs. D.C. on May 26

**2023**

- Saw action in six games for the Showboats during the 2023 USFL season, tallying 19 tackles and 2 interceptions

**Prior to Showboats**

- Played collegiately at San Diego State
- Tallied 71 tackles in 35 games with 16 starts for the Aztecs

**# 31 - KEATON ELLIS - DB - STATE COLLEGE, PA. -****PENN STATE**

- Signed with the Showboats on Dec. 5, 2024

**Prior to Showboats**

- Signed with the Tennessee Titans as a UDFA prior to the 2024 season
- Also spent time with the CFL's Calgary

Stampeders in 2024

- Played collegiately at Penn State, seeing action in 56 games with 20 starts over five seasons
- Racked up 89 tackles with 2 interceptions during his time as a Nittany Lion
- Most productive collegiate season was 2022, when he started 13 games and tallied 24 tackles



### # 32 - NEHEMIAH SHELTON - DB - GARDENA, CALIF. - SAN JOSE STATE



**2024**

- Saw action in 7 games
- Tallied 10 total tackles

#### Prior to Showboats

- Tallied three tackles in 2023 with the Showboats
- Two-time All-Mountain West Honorable Mention selection for the San Jose Spartans (2021, 2022)
- Saw action in 33 games, with 26 starts, in his collegiate career
- Tallied 146 total tackles, 6 interceptions, 2 forced fumbles and 2 fumble recoveries at SJSU

### # 33 - ERIC GARROR - DB - MOBILE, ALA. - LOUISIANA



- Signed with the Showboats on Jan. 31, 2025

#### Prior to Showboats

- Signed with the Tennessee Titans as a UDFA prior to the 2023 season and placed on the practice squad
- Was activated by the Titans on Oct. 28, 2023 and saw action in 12 games with 4 starts through the 2023 season, tallying 22 tackles and 2 passes defended
- Signed to the Seattle Seahawks practice squad for a week in 2024
- Named All-Sun Belt Second Team (2021) and All-Sun Belt Third Team (2020)
- Tallied 129 tackles, 9 interceptions and 35 passes defended for the Ragin' Cajuns in 62 career games
- Also a standout return specialist at Louisiana, returning 3 punts to touchdowns in his collegiate career

### # 34 - DENERIC PRINCE - RB - MANVEL, TEXAS. - TULSA



- Signed with the Showboats on Feb. 5, 2025

#### Prior to Showboats

- Signed as a UDFA with the Kansas City Chiefs prior to the 2023 season
- Spent much of 2023 on the practice squad, but saw action in 2 games for the Super Bowl Champion Chiefs
- Signed to the Miami Dolphins practice squad prior to the 2024 season
- Finished his collegiate career at Tulsa, seeing action in 26 games with 12 starts over 3 seasons
- Rushed for 1,728 career yards and 9 touchdowns for the Golden Hurricane, including 5 100-yard rushing performances
- Began his collegiate career at Texas A&M, where he saw action in one game

### # 35 - TENNY ADEWUSI - FS - AVENEL, N.J. - DELAWARE



- Signed with the Memphis Showboats on Feb. 1, 2025

#### Prior to Showboats

- Played three seasons of spring football, with the XFL's Dallas Renegades (2020), the XFL's San Antonio Brahmas (2023) and the Arlington Renegades (2024)
- Signed with the New York Giants in 2019 as a UDFA after standout career at Delaware
- Started 4 games and played in 8 with the Renegades in 2024, tallying 31 tackles, 1 sack and 1 interception
- Recorded 50 tackles and 2 interceptions in 10 games with the Brahmas in 2023
- Converted from high school quarterback to defensive

back at Delaware, recording 89 tackles, 17 passes defended and 2 interceptions in 39 games for the Blue Hens

### # 36 - JALEN JACKSON - RB - RICHMOND, VA. - VILLANOVA



- Signed with Showboats on March 8, 2025

#### Prior to Showboats

- Selected as a UDFA by the Jacksonville Jaguars prior to the 2024 season and was placed on the practice squad
- Earned Second Team All-CAA honors in 2023 for Villanova, rushing for 981 yards and 9 touchdowns
- Rushed for 2,546 yards and 26 touchdowns in 46 games over six seasons at Villanova

### # 42 - STEELE CHAMBERS - LB - ROSWELL, GA. - OHIO STATE



- Signed with the Showboats on Feb. 17, 2025

#### Prior to Showboats

- Signed as a UDFA with the Detroit Lions and was claimed off waivers by the New England Patriots, before being waived prior to the start of the 2024 NFL season
- Played linebacker at Ohio State, converting to defense after playing two seasons as a running back
- Saw action in 44 games for the Buckeyes, compiling 190 total tackles, 11.5 TFLs, 2 sacks and 3 interceptions
- Carried the ball 28 times for 221 yards and 1 TD in two seasons as a running back for the Buckeyes

### # 44 - JAYLON ALLEN - DL - HUMBLE, TEXAS - MEMPHIS



- Signed with the Memphis Showboats in December 2024

#### Prior to Showboats

- Signed with the Denver Broncos as an UDFA in 2024 and was later waived with an injury settlement
- Earned Second Team All-AAC honors in 2023 at Memphis, after recording 40 tackles, 7 TFLs, 2 sacks, 2 pass breakups, 1 fumble recovery and 1 forced fumble
- Started all 13 games during his senior season with the Tigers
- Earned Honorable Mention All-AAC honors in 2022
- Tallied 150 tackles in his five-year career with the Tigers

### # 45 - NASIR PLAYER - DL - GREENWOOD, S.C. - EAST TENNESSEE STATE



- Signed with the Showboats in November 2024

#### Prior to Showboats

- Last played for the USFL's Pittsburgh Maulers in 2022 and 2023
- Tallied 42 tackles and 4.5 sacks in two seasons with the Maulers
- Chosen by the Michigan Panthers in the UFL dispersal draft, but was waived prior to the 2024 season
- Played in The Spring League in 2021
- Signed with the Tampa Bay Buccaneers as a UDFA in 2020, but was waived during training camp
- Three-time First Team All-Southern Conference selection at East Tennessee State
- Second Team All-America selection following his senior season (2019)
- Tallied double digit tackles for loss in three consecutive seasons for the Bucs

### # 49 - MATT COGHLIN - K - CINCINNATI, OHIO - MICHIGAN STATE



**2024**

- Led the UFL in field-goal percentage making 94.1 percent of his attempts (16-of-17)
- Season-long field goal of 57 yards came April 13 at Birmingham
- Kicked four field goals vs. San Antonio

on April 6, which was tied for No. in the UFL

- Averaged 67.8 yards per kickoff

#### Prior to Showboats

- Starting placekicker for the New Orleans Breakers in the 2023 USFL season
- Went 18-of-19 on field goal attempts and 25-of-25 on PATs for the Breakers in 2023
- Set Michigan State school records for most points scored (382), most field goals made (76) and games played (57)
- Finished his career 148-for-148 in PATs, becoming just the 28th player in FBS history to make 100 percent of his PAT attempts (minimum of 100)
- Earned First Team All-Big Ten honors in 2018 and was a Four-time Honorable Mention All-Big Ten selection as well

### # 50 - IZAYAH GREEN-MAY - DL - BOLINGBROOK, ILL. - NORTHERN ILLINOIS



- Signed with the Showboats on Nov. 19, 2024

#### Prior to Showboats

- Spent 2024 working at the University of Wisconsin as assistant director of player personnel
- Last played in 2023 with the USFL's Pittsburgh Maulers, where he saw action in 3 games
- Finished his collegiate career at Northern Illinois in 2022, starting all 11 games and tallying 32 tackles
- Spent five seasons (2017-21) at Wisconsin seeing action in 31 games

### # 51 - YVONDY RIGBY - LB - EGG HARBOR TOWNSHIP, N.J. - TEMPLE



- Signed with the Showboats on Dec. 24, 2024

#### Prior to Showboats

- Spent the 2024 preseason with the Baltimore Ravens, compiling 18 tackles in the preseason
- Ranked No. 3 in the American Athletic Conference in tackles per game (8.4) at Temple in 2023
- Finished his collegiate career at Temple with 207 total tackles, 11.5 TFLs, 4 sacks and 6 passes defended



## # 52 - ANTWUAN JACKSON - DL - ELLENSWOOD, GA. - OHIO STATE



• Signed by Showboats on March 1, 2025

### Prior to Showboats

- Played the 2024 UFL season for the St. Louis Battlehawks, seeing action in 9 games, with 3 starts
- Compiled 10 total tackles and 0.5 sacks for St. Louis in 2024

• Played the 2023 season with the XFL's Seattle Sea Dragons, tallying 20 tackles in 9 games with 8 starts

- Signed with the NFL's Carolina Panthers prior to the 2023 season, but was later waived
- Finished his collegiate career at Ohio State, where he saw action in 35 games over four seasons
- Best season at Ohio State came in 2021, when he recorded 23 tackles, 4.5 TFLs and 2.5 sacks, earning Honorable Mention All-Big Ten honors
- Began his collegiate career at Auburn, before transferring to Blinn (Texas) CC, where he tallied 70 tackles and 9 sacks in 2017

## # 55 - J.D. DIRENZO - OL - HAMMONTON, N.J. - RUTGERS



• Signed with the Showboats on Feb. 14, 2025

### Prior to Showboats

- Signed with the Carolina Panthers as a UDFA prior to the 2023 NFL season
- Saw action in three games with the

Panthers, while spending the other portions of the season on the practice squad, before being waived with an injury designation in Jan. 2024

- Finished his collegiate career at Rutgers, starting all 12 games and earning his team's most valuable offensive player honor
- Started 40 games at Sacred Heart before transferring to Rutgers
- Earned FCS All-America honors in 2020 and Third Team All-America recognition in 2021 for the Pioneers

## # 57 - ZEKE VANDENBURGH - LB - FREEPORT, ILL. - ILLINOIS STATE



• Signed with the Showboats on Dec. 23, 2024

### Prior to Showboats

- Signed with the Miami Dolphins as a UDFA prior to the 2023 season, but was waived/injured in the preseason

- Also drafted by the USFL's Birmingham Stallions in 2023
- Named the Buck Buchanan Award winner as the best defensive player in NCAA FCS as a senior at Illinois State in 2022
- Also earned 2022 Missouri Valley Football Conference Defensive Player of the Year, Consensus All-America honors and First Team All-MVFC accolades
- Finished his collegiate career No. 3 on the Illinois State career charts for sacks (24) and TFLs (43.5)
- Led all of NCAA FCS in sacks and TFLs per game in 2022, averaging 1.4 and 2.1, respectively
- Finished his Illinois State career with 256 tackles, 43.5 TFLs, 24 sacks, 1 interception and 7 passes defended in 51 career games

## # 59 - TURNER BERNARD - LS - GLENDALE, ARIZ. - SAN DIEGO STATE



### 2024

- Successfully converted all 52 of his long snaps

### Prior to Showboats

- Spent the 2022 and 2023 seasons with the New Orleans Breakers
- Signed an undrafted free agent with the NFL's Minnesota Vikings but did not make the team
- Starting long snapper for San Diego State for four seasons, seeing action in 51 games from 2017-2020

## # 63 - NATE GILLIAM - OL - KNOXVILLE, TENN. - WAKE FOREST



• Signed with the Showboats on Jan. 17, 2025

### Prior to Showboats

- Spent the 2022, 2023 and 2024 seasons on the practice squad of the Cincinnati Bengals
- Signed with the Los Angeles Chargers as a UDFA prior to the 2020 season and was on the practice squad in 2020 and 2021
- Signed with the Pittsburgh Steelers prior to the 2022 season, but was waived before signing with the Bengals
- Played in 46 games at Wake Forest (2016-19)
- Earned Third Team All-ACC honors for the Demon Deacons in 2019
- Four-year letter winner

## # 65 - JARED THOMAS - OL - INDIANAPOLIS, IND. - NORTHWESTERN



### 2024

- Started all 10 games
- Nine of his starts were at C, with the other at LG in Week 9 vs D.C.

### Prior to Showboats

- Played the 2023 XFL season for the Seattle Sea Dragons
- Earned All-USFL honors in 2022 as a member of the New Orleans Breakers
- Saw action in 30 games over four seasons at Northwestern
- Made 30 starts during his collegiate career

## # 66 - NASH JENSEN - OL - MAPLE GROVE, MINN. - NORTH DAKOTA STATE



• Signed with the Showboats on Jan. 6, 2025

### Prior to Showboats

- Signed with the Carolina Panthers as a UDFA in 2023, playing in 11 games with 5 starts for Carolina in the 2023 season
- Waived due to injury prior to the 2024 season
- Played 70 games over the course of five seasons with North Dakota State, which was believed to be an NCAA record at the time
- Started 55 of his 70 games at NDSU, missing just one game with an injury
- Earned Associated Press First Team FCS All-America honors in 2022
- Earned four national championship rings during his time with the Bison

## # 69 - NOAH HENDERSON - OL - BENNETTSVILLE, S.C. - EAST CAROLINA



• Signed with the Showboats on Feb. 4, 2025

### Prior to Showboats

- Played for the Arlington Renegades in 2024, seeing action in 9 games with 5 starts
- Played collegiately at East Carolina, where he saw action in 33 games with 25 starts in three seasons, red-shirting for one year and missing the 2020 Covid season
- Three-year letter winner and two-time captain for the Pirates
- Selected to participate in 2023 Hula Bowl and 2023 NVLPA Bowl following his college career

## # 72 - ALEC LINDSTROM - OL - DUDLEY, MASS. - BOSTON COLLEGE



### 2024

- Saw action in all 10 games with four starts for the Showboats in 2024
- Started first two and final two games of the season at guard

### Prior to Showboats

- Spent time with the NFL's Dallas Cowboys on the practice squad in 2022 and 2023
- Two-time First Team All-ACC selection (2020, 2021) at center for Boston College, also earning Third Team All-ACC honors as a sophomore (2019)
- Saw action in 46 games with 36 starts for B.C.

## # 74 - O'SHEA DUGAS - OL - LAFAYETTE, LA. - LOUISIANA TECH



• Signed with Showboats on March 6, 2025

### Prior to Showboats

- Played the 2022, 2023 (USFL) and 2024 (UFL) seasons with the Birmingham Stallions
- Spent time with the CFL's Edmonton Elks in 2021
- Spent parts of 2019 and 2020 with the Cincinnati Bengals
- Earned First Team All-Conference USA honors as a senior at Louisiana Tech in 2018
- Two-time Second Team All-CUSA selection (2016, 2017)
- Named to the CUSA All-Freshman team in 2015

## # 75 - JAMES TUNSTALL - OL - INDIAN HEAD, MD. - CINCINNATI



### 2024

- Started 7 games at tackle and saw action in 8 contests

### Prior to Showboats

- Spent time with the NFL's Miami Dolphins in 2023
- Earned Second Team All-American Athletic Conference honors following the 2022 season at Cincinnati
- Played two seasons for the Bearcats
- Also played collegiately at Stony Brook (2019) and UConn (2017-2018)





**# 79 - NICK TORRES - OL - WHITESTONE, N.Y. - VILLANOVA**

- Signed with the Showboats on Feb. 5, 2025

**Prior to Showboats**

- Signed as a UDFA by the Kansas City Chiefs but was waived prior to the 2024 season
- Spent six years at Villanova, where he saw action in 53 games with 50 starts
- Helped lead the Wildcats to the NCAA FCS Playoffs in 2023

**# 81 - RYAN IZZO - TE - HIGHLAND LAKES, N.J. -****FLORIDA STATE**

- Signed with the Showboats on Nov. 18, 2024

**Prior to Showboats**

- Last played in 2023 with the USFL's Philadelphia Stars, catching two passes for 23 yards and 1 TD in 8 games
- Signed with the Carolina Panthers and Tennessee Titans in 2022, before being waived from both squads
- Spent time on practice squads for the New York Giants and Seattle Seahawks in 2021
- Began 2021 with the Houston Texans, who acquired him a trade with the New England Patriots, but was waived prior to the 2021 season
- Drafted by the Patriots in the seventh round of the 2018 NFL Draft
- Spent three seasons with the Patriots, earning a Super Bowl ring in 2018 despite being on injured reserve
- Saw action in six games in 2019 and made 12 starts for New England in 2020
- Caught 19 passes for 313 yards and 1 TD in 18 career games for the Patriots

**# 82 - ELI STOVE - WR - NICEVILLE, FLA. - AUBURN**

- Signed with the Showboats on Feb. 27, 2025

**Prior to Showboats**

- Saw action in 4 games (2 starts) for the CFL's Ottawa Red Blacks in 2024, tallying 9 receptions for 79 yards
- Played in the USFL in 2023 for the New Orleans Breakers with 5 receptions for 61 yards in 10 games
- Spent five seasons (2106-2020) at Auburn
- Saw action in 52 games with 24 starts for Auburn, tallying 136 receptions for 1,186 yards and 6 TDs
- Also recorded 55 carries for 554 yards and 4 TDs during his collegiate career

**# 83 - ISIAH HENNIE - WR - SAN DIEGO, CALIF. -****SACRAMENTO STATE**

- Signed by Showboats on Feb. 28, 2025

**Prior to Showboats**

- Saw action in 4 games for the Houston Roughnecks in 2024
- Played in all 12 games for the USFL's Pittsburgh Maulers in 2023
- Caught 46 passes for 474 yards and 3 touchdowns for the Maulers in the regular season, while adding 14 more receptions for 138 yards in Pittsburgh's playoff run to the USFL Championship Game
- Caught 18 passes for 198 yards and 3 TDs for the Maulers in 2022
- Saw action in 43 games at Sacramento State during his four-year collegiate career, recording 138 receptions for

1,519 yards and 11 TDs

- Earned Honorable Mention All-Big Sky honors twice at Sacramento State

**# 86 - ISAIAH WASHINGTON - WR - JACKSONVILLE, FLA. - RUTGERS**

- Signed with the Showboats on Feb. 13, 2025

**Prior to Showboats**

- Signed as a UDFA with the Baltimore Ravens, before being placed on IR and was later waived with an injury settlement
- Tied a Rutgers school record with 58 games played in five seasons with the Scarlet Knights, playing in every game during his time at the school
- Compiled 74 receptions for 927 yards and 3 TDs in his collegiate career
- Best season at Rutgers was as a senior in 2023, hauling in 25 receptions for 321 yards and 1 TD

**# 88 - JAY JAY WILSON - TE - VALENCIA, CALIF. - AUBURN****2024**

- Recorded three receptions for 30 yards
- Saw action in all 10 games
- Recorded 12 tackles and 1 fumble recovery, mostly on special teams
- 2023
- Hauled in 16 receptions for 170 yards and 1 TD for the USFL Showboats in 2023
- Prior to UFL
- Finished his collegiate career in 2019 at Auburn, where he saw action 12 games with 14 catches for 133 yards and a touchdown
- Began his collegiate career at Arizona State (2015-2018)
- Played two seasons as a receiver, changed positions to linebacker after an injury to another linebacker
- Caught 3 touchdown passes and also tallied 62 tackles, 4.5 TFLs, 2 sacks, 1 interception for the Sun Devils

**# 89 - CHRIS PIERCE JR. - TE - SMITHFIELD, VA. -****VANDERBILT**

- Signed with the Showboats on Jan. 22, 2025

**Prior to Showboats**

- Spent 2024 on the Carolina Panthers' practice squad after originally signing with the UFL's Birmingham Stallions
- Signed with the Arizona Cardinals as a UDFA in 2022, was converted to tight end and eventually placed on the practice squad
- Played four seasons at wide receiver for Vanderbilt, catching 57 passes for 654 yards and 2 touchdowns as a red-shirt senior in 2021
- Finished his Vanderbilt career with 109 receptions for 1,398 yards and 9 touchdowns

**# 91 - JOSIAH BRONSON - DL - COVINGTON, WASH. -****WASHINGTON****2024**

- Saw action in all 10 games with 4 starts
- Tallied 12 total tackles with 2 TFLs
- Recorded 1.5 sacks and 1 pass breakup
- Prior to Showboats
- Saw action in eight games with 12 tackles for the NFL's New Orleans Saints in 2021
- Has also spent time on the practice squad for the NFL's

Miami Dolphins and Dallas Cowboys

- Signed with the Showboats in December 2023
- Went to Washington as a walk-on after one season at Temple
- Earned a scholarship at UW after his junior season
- Saw action in 29 games for the Huskies with 42 tackles and 3 sacks

**# 92 - P.J. HALL - DL - SEGUIN, TEXAS - SAM HOUSTON STATE****2024**

- Saw action in 6 games, including 2 starts
- Recorded 11 total tackles, 2 TFLs and 1 sack

**Prior to Showboats**

- Played for the Seattle Sea Dragons (XFL) in 2023, recording 5 tackles in 3 games
- Second round selection (57th overall) in the 2018 NFL Draft by the Oakland Raiders
- Saw action in 30 games for the Raiders in 2018 and 2019, tallying 48 tackles and 1.5 sacks
- Played in 10 games for the Houston Texans (NFL) in 2020 with 34 tackles and 1 sack
- Earned First Team All-Southland Conference honors four straight years at Sam Houston State, earning Southland Defensive Player of the Year honors in 2016
- Two-time NCAA FCS All-America performer

**# 95 - DAMARCUS MITCHELL - DL - THIBODAUX, LA. -****PURDUE**

- Signed with the Showboats on Jan. 30, 2025

**Prior to Showboats**

- Saw action in 5 games for the UFL Champion Birmingham Stallions in 2024, tallying 7 tackles and 2 sacks
- Signed by the New England Patriots as a UDFA prior to the 2022 season, earning a spot on the active roster
- Saw action in 16 games with 8 tackles for the Patriots in 2022
- Signed with the Seattle Seahawks in 2023, but was waived
- Played in 38 games with 18 starts at Purdue, where he tallied 59 tackles, 13 TFLs and 5.5 sacks
- Began his collegiate career at Southwest Mississippi CC as a running back, before converting to defense in his sophomore season
- Rushed for 57 yards and tallied 66 yards receiving with a TD as a freshman, before recording 71 tackles as a sophomore

**# 99 - JOHN ATKINS SR. - DL - THOMSON, GA. - GEORGIA****2024**

- Started all 10 games
- Recorded 21 tackles and 1 fumble recovery
- 2023
- Named to the 2023 All-USFL team after recording 29 tackles and 2.5 sacks for the Showboats

**Prior to Showboats**

- Played the 2022 USFL season for the Tampa Bay Bandits
- Saw action in 14 games with six starts for the Detroit Lions (NFL) in 2018 and 2019, recording 22 total tackles
- Has also spent time with NFL teams New England and Atlanta
- Saw action in 48 games during his collegiate career at Georgia, finishing with 81 total tackles, 3.5 TFLs, 5 PBUs and 1 fumble recovery for the Bulldogs



GAME-BY-GAME PLAYER NOTES

#1 • KAI LOCKSLEY - WR

Game 1 vs. MICH: 1 reception, 5 yards

#3 • TROY WILLIAMS - QB

Game 1 vs MICH: 8-of-11 passing, 104 yards, 1 interception

#4 • DEE ANDERSON - WR

Game 1 vs MICH: 1 reception, 8 yards

#5 • EJ PERRY - QB

Game 1 vs MICH: 10-of-17 passing, 93 yards, 1 TD, 1 INT; 3 rushes, 7 yards

#6 • LANCE BOYKIN - DB

Game 1 vs MICH: 4 total tackles

#7 • ELI WALKER - DB

Game 1 vs MICH: 9 total tackles; 5 solo

#8 • BOOGIE ROBERTS - DL

Game 1 vs MICH: 2 total tackles

#9 • JONATHAN ADAMS - WR

Game 1 vs MICH: 6 receptions, 93 yards, 1 TD

#10 • AMIR RIEP - DB

Game 1 vs MICH: 2 total tackles

#12 • DRESSER WINN - QB

Game 1 vs MICH: DNP

#13 • CAMERON DANTZLER - DB

Game 1 vs MICH: DNP (Injured Reserve)

#14 • MARK GILBERT - DB

Game 1 vs MICH: 3 total tackles, 1 pass breakup

#18 • KWAMIE LASSITER II - WR

Game 1 vs MICH: 2 receptions, 10 yards

#19 • MATT MENGEL - P

Game 1 vs MICH: 4 punts, 44.5 average; 2 inside 20

#20 • OBI MELIFONWU - LB

Game 1 vs MICH: 2 total tackles

#21 • JA'QUAN SHEPPARD - DB

Game 1 vs MICH: DNP

#23 • JACOB KIBODI - RB

Game 1 vs MICH: DNP

#28 • KYREE WOODS - DB

Game 1 vs MICH: 5 total tackles, 1 TFL

#31 • KEATON ELLIS - DB

Game 1 vs MICH: 8 total tackles

#32 • NEHEMIAH SHELTON - DB

Game 1 vs MICH: 2 total tackles

#33 • ERIC GARROR - DB

Game 1 vs MICH: 6 total tackles, 3 solo

#34 • DENERIC PRINCE - RB

Game 1 vs MICH: 10 carries, 38 yards; 5 kick returns, 88 yards

#35 • TENNY ADEWUSI - DB

Game 1 vs MICH: DNP

#36 • JALEN JACKSON - RB

Game 1 vs MICH: 11 carries, 24 yards

#42 • STEELE CHAMBERS - LB

Game 1 vs MICH: Tied for team lead with 10 total tackles, 5 solo

#44 • JAYLON ALLEN - OLB

Game 1 vs MICH: 3 total tackles, 1 sack

#45 • NASIR PLAYER - OLB

Game 1 vs MICH: 5 total tackles

#49 • MATT COGHLIN - K

Game 1 vs MICH: 2-of-2 on FGs (50, 45); 3 kickoffs, 63.3 average

#50 • IZAYAH GREEN-MAY - OLB

Game 1 vs MICH: 2 total tackles

#51 • YVONDY RIGBY - LB

Game 1 vs MICH: DNP

#52 • ANTWUAN JACKSON - DL

Game 1 vs MICH: DNP

#55 • JO DIRENZO - OL

Game 1 vs MICH: Started at RT

#57 • ZEKE VANDENBURGH - LB

Game 1 vs MICH: 10 total tackles, 0.5 sacks

#59 • TURNER BERNARD - LS

Game 1 vs MICH: 6 successful long snaps (2 FG, 4 punt)

#63 • NATE GILLIAM - OL

Game 1 vs MICH: Saw action

#65 • JARED THOMAS - OL

Game 1 vs MICH: Started at LG

#66 • NASH JENSEN - OL

Game 1 vs MICH: Started at RG

#69 • NOAH HENDERSON - OL

Game 1 vs MICH: Saw action

#72 • ALEC LINDSTROM - OL

Game 1 vs MICH: Started at C

#74 • O'SHEA DUGAS - OL

Game 1 vs MICH: DNP

#75 • JAMES TUNSTALL - OL

Game 1 vs MICH: Started at LT



GAME-BY-GAME PLAYER NOTES

---

#79 • NICK TORRES - OL

Game 1 vs MICH: DNP (Injured Reserve)

#81 • RYAN IZZO - TE

Game 1 vs MICH: 1 reception, 10 yards

#82 • ELI STOVE - WR

Game 1 vs MICH: 1 reception, 9 yards

#83 • ISIAH HENNIE - WR

Game 1 vs MICH: 1 reception, 6 yards

#86 • ISAIAH WASHINGTON - WR

Game 1 vs MICH: DNP

#88 • JAY JAY WILSON - TE

Game 1 vs MICH: 1 reception, 8 yards

#89 • CHRIS PIERCE JR. - TE

Game 1 vs MICH: 1 target

#91- JOSIAH BRONSON - DL

Game 1 vs MICH: 4 total tackles

#92 • PJ HALL - DL

Game 1 vs MICH: 6 total tackles

#95 • DAMARCUS MITCHELL - DL

Game 1 vs MICH: 2 total tackles

#99 • JOHN ATKINS SR. - DL

Game 1 vs MICH: 3 total tackles





GAME ONE - MICHIGAN 26, MEMPHIS 12

**MEMPHIS, Tenn. (March 30, 2025)** – A Michigan Panthers Pick Six thwarted the Memphis Showboats’ spirited comeback attempt Sunday at Simmons Bank Liberty Stadium as the Panthers defeated the Showboats 26-12.

Michigan led 20-6 midway through the fourth quarter. But the Showboats put together a 14-play, 70-yard drive that spanned nearly six minutes to pull within one score, 20-12. Quarterback E.J. Perry threw a 6-yard bullet to Jonathan Adams for the Showboats’ first TD of the season.

Memphis used the United Football League’s alternate possession rule, attempting a 4th-and-12 from their own 28 to retain possession. An incompletion left Michigan with the ball at the Memphis 28 and with 1:47 left. The Showboats pushed the Panthers back four yards and forced a 50-yard field goal that would likely have iced the game. But Michigan kicker B.T. Potter missed and gave the Showboats life with 51 seconds remaining.

On the first play of the ensuing possession, Williams found Adams for 38 yards over the middle. The longest play of the game put the Showboats into scoring position with a chance to tie or win the game. But Williams was pressured by RonDell Carter on the next play. As Williams looked to get the ball to the sideline, Nacua stepped in front of the aerial and raced the other direction for the game-sealing TD.

The Showboats played both active quarterbacks – Perry and Williams. Williams was 8-of-11 for 104 yards and the costly interception in the final minute. Perry was 10-of-17 for 93 yards, 1 touchdown and 1 interception. Adams led all receivers in the game with 6 catches and 93 yards.

Steele Chambers paced the Memphis defense, racking up 10 tackles. Zeke Vanderburgh added 9 total stops and 1 tackle for-loss. Former Memphis Tiger Jaylon Allen recorded the Showboats’ only sack of the day.

Michigan jumped out to a 10-0 lead early in the second quarter, scoring on its first two offensive possessions, including a run from quarterback Bryce Perkins to score on 4th-and-goal from the 2 where he overcame a bad snap, and broke at least three tackles to get the ball across the goal line. Memphis responded with a Matt Coghlin 50-yard field goal to make it 10-3 at halftime.

The Showboats pulled within four midway through the third quarter on another Coghlin field goal, this time from 45 yards. The Panthers padded the lead to 17-6 on a Perkins-to-Samson Nacua touchdown pass late in the third. A Potter 43-yard field goal with 7:52 remaining in the game made it 20-6 and set up the late drama.

										MICH	MEM
Score										26	12
FIRST DOWNS										18	16
RUSHES-YARDS (NET)										32-95	24-69
PASSING-YARDS (NET)										186	178
Passes Comp-Att-Int										20-25-0	18-28-2
TOTAL OFFENSE PLAYS-YARDS										58-281	55-247
Fumble Returns-Yards										0-0	0-0
Punt Returns-Yards										2-1	0-0
Kickoff Returns-Yards										3-72	5-85
Interception Returns-Yards										2-82	0-0
Punts (Number-Avg)										3-49.7	4-44.5
Fumbles-Lost										2-0	0-0
Penalties-Yards										4-18	6-60
Possession Time										31:40	28:20
Third-Down Conversions										6-14	2-9
Fourth-Down Conversions										2-2	1-1
Red-Zone Scores-Chances										1-2	1-2
Att. Kickoffs										0-0	0-1

Michigan Panthers									
Rushing									
No.	Gain	Loss	Net	TD	Lg	Avg			
McCrary, Nate	14	41	7	34	0	15	2.9		
Colburn II, Matthew	10	32	0	32	0	7	3.2		
Etling, Danny	2	15	0	15	0	10	7.5		
Passing									
C-A-T	Yds	TD	Long	Sack					
Etling, Danny	4-6-0	30	0	12	1				
Perkins, Bryce	16-19-0	163	1	30	0				
Receiving									
No.	Yards	TD	Long	Tgt	YAC				
Turner, Malik	5	40	0	12	5	5			
Simms, Marcus	4	53	0	30	6	31			
Manner, Sione	3	35	0	18	5	8			
Nacua, Samson	2	35	1	25	2	27			
Punting									
No.	Yds	Avg	Long	In20	TB				
Vernon, Seth	3	149	49.7	56	0	3			
Punt Returns									
No.	Yards	TD	Long						
Malone, Xavier	2		1	0	8				
Kick Returns									
No.	Yards	TD	Long						
Malone, Xavier	3		72	0	32				
Tackles									
UA-A	Total	Sacks	TFL						
Ginda, Frank	6-5	11	0.5	0					
Whitehead Jr, Kedrick	3-4	7	0	0					
Willekes, Kenny	4-2	6	1	1					

Memphis Showboats									
Rushing									
No.	Gain	Loss	Net	TD	Lg	Avg			
Prince, Deneric	10	40	2	38	0	16	3.8		
Jackson, Jalen	11	24	0	24	0	8	2.2		
Perry, E.J.	3	7	0	7	0	3	2.3		
Passing									
C-A-T	Yds	TD	Long	Sack					
Williams, Troy	8-11-1	104	0	38	1				
Perry, E.J.	10-17-1	93	1	24	2				
Receiving									
No.	Yards	TD	Long	Tgt	YAC				
Adams, Jonathan	6	93	1	38	7	24			
Prince, Deneric	2	27	0	24	4	28			
Jackson, Jalen	2	21	0	15	2	26			
Lassiter II, Kwamie	2	10	0	8	3	1			
Punting									
No.	Yds	Avg	Long	In20	TB				
Mengel, Matt	4	178	44.5	49	2	0			
Punt Returns									
No.	Yards	TD	Long						
Prince, Deneric	5		85	0	24				
Tackles									
UA-A	Total	Sacks	TFL						
Vanderburgh, Zeke	3-7	10	0.5	1					
Chambers, Steele	5-5	10	0	0					
Walker, Eli	5-4	9	0	0					

Qtr	Time	Scoring Play	V-H
1st	7:21	MICH - Potter, B.T. 32 yd FG, 8-61 4:56	3-0
2nd	13:33	MICH - Perkins, Bryce 2 yd TD RUSH (1PT ATT RUSH by Bryce Perkins GOOD) , 12-49 6:39	10-0
2nd	6:15	MEM - Coghlin, Matt 50 yd FG , 13-35 7:18	10-3
3rd	8:10	MEM - Coghlin, Matt 45 yd FG , 9-48 4:29	10-6
3rd	3:47	MICH - Nacua, Samson 25 yd TD PASS from Perkins, Bryce (1PT ATT RUSH by Matthew Colburn II FAILED) , 9-50 4:23	17-6
4th	7:47	MICH - Potter, B.T. 43 yd FG , 13-66 7:05	20-6
4th	1:52	MEM - Adams, Jonathan 6 yd TD PASS from Perry, E.J. (2PT ATT PASS to FAILED) , 14-70 5:55	20-12
4th	00:23	MICH - Nacua, Kai 0 yd TD INT RETURN (1PT ATT PASS to Devin Ross FAILED) ,	26-12



Memphis Showboats 2025 Season Stats  
Team Statistics  
(As of Mar 31, 2025)



Team Statistics	MEM	OPP
SCORING	12	26
Points Per Game	12.0	26.0
Points Off Turnovers	6	0
FIRST DOWNS	16	18
Rushing	2	7
Passing	12	9
Penalty	2	2
RUSHING YARDAGE	69	95
Yards gained rushing	71	103
Yards lost rushing	2	8
Rushing Attempts	24	32
Average Per Rush	2.9	3.0
Average Per Game	69.0	95.0
TDs Rushing	0	1
PASSING YARDAGE	178	186
Comp-Att-Int	18-28-2	20-25-0
Average Per Pass	6.4	7.4
Average Per Catch	9.9	9.3
Average Per Game	178.0	186.0
TDs Passing	1	1
TOTAL OFFENSE	247	281
Total Plays	55	58
Average Yards Per Play	4.5	4.8
Average Plays Per Game	55.0	58.0
Average Yards Per Game	247.0	281.0
KICK RETURNS: #-Yards	5-85	3-72
PUNT RETURNS: #-Yards	0-0	2-1
INT RETURNS: #-Yards	0-0	2-82
KICK RETURN AVERAGE	17.0	24.0
PUNT RETURN AVERAGE	0	0.5
INT RETURN AVERAGE	0	41.0
FUMBLES-LOST	0-0	0-0
PENALTIES-Yards	6-60	4-18
Average Penalties Per Game	6.0	4.0
Average Yards Per Game	60.0	18.0
PUNTS-Yards	4-178	3-149
Average Per Punt	44.5	49.7
Net Punting Average	44.3	49.7
KICKOFFS-Yards	3-190	6-359
Average Per Kick	63.3	59.8
Net Kicking Average	39.3	45.7
TIME OF POSSESSION/Game	28:20	31:40
3RD-DOWN Conversions	2-9	6-14
3rd-Down Pct	22%	43%
4th-DOWN Conversions	1-1	2-2
4th-Down Pct	100%	100%
SACKS BY-Yards	1-7	3-19
MISC YARDS	0	0
TOUCHDOWNS SCORED	1	3
FIELD GOALS MADE-ATTEMPTED	2-2	2-4
RED-ZONE SCORES	(1-2) 50%	(1-2) 50%
RED-ZONE SCORING	(1-2) 50%	(1-2) 50%
ALTERNATIVE KICKS	(0-1) 0%	(0-0) 0%
1PT CONVERSION-ATTEMPTS	0-0 (0%)	2-3 (67%)
2PT CONVERSION-ATTEMPTS	0-1 (0%)	0-0 (0%)
3PT CONVERSION-ATTEMPTS	0-0 (0%)	0-0 (0%)

Score by Quarters

	1st	2nd	3rd	4th	OT	Total
Memphis Showboats	0	3	3	6	0	12
Opponents	3	7	7	9	0	26



# Memphis Showboats 2025 Season Stats

## Individual Statistics - Offense

(As of Mar 31, 2025)



Rushing	GP	Att	Gain	Loss	Net	Avg	TD	Lng	Avg/Gm
Deneric Prince	1	10	40	2	38	3.8	0	16	38.0
Jalen Jackson	1	11	24	0	24	2.2	0	8	24.0
E.J. Perry	1	3	7	0	7	2.3	0	3	7.0
Total	1	24	71	2	69	2.9	0	16	69.0
Opponents	1	32	103	8	95	3.0	1	13	95.0

Passing	GP	Eff	C-A-I	Pct	Yds	TD	Lng	Avg/G
Troy Williams	1	133.96	8-11-1	72.7	104	0	38	104.0
E.J. Perry	1	112.42	10-17-1	58.8	93	1	24	93.0
Total	1	115.19	18-28-2	64.3	178	1	38	178.0
Opponents	1	155.70	20-25-0	80.0	186	1	30	186.0

Receiving	GP	No.	Yds	Avg	TD	Lng	Avg/Gm
Jonathan Adams	1	6	93	15.5	1	38	93.0
Deneric Prince	1	2	27	13.5	0	24	27.0
Jalen Jackson	1	2	21	10.5	0	15	21.0
Kwamie Lassiter II	1	2	10	5.0	0	8	10.0
Ryan Izzo	1	1	10	10.0	0	10	10.0
Elijah Stove	1	1	9	9.0	0	9	9.0
Dee Anderson	1	1	8	8.0	0	8	8.0
Jay Jay Wilson	1	1	8	8.0	0	8	8.0
Isiah Hennie	1	1	6	6.0	0	6	6.0
Kai Locksley	1	1	5	5.0	0	5	5.0
Total	1	18	197	10.9	1	38	197.0
Opponents	1	20	193	9.7	1	30	193.0





Memphis Showboats 2025 Season Stats  
Individual Statistics - Returns  
(As of Mar 31, 2025)



Punt Returns	No.	Yds	Avg	TD	Lng
Total	0	0	0	0	0
Opponents	2	1	0.5	0	8

Interceptions	No.	Yds	Avg	TD	Lng
Total	0	0	0	0	0
Opponents	2	82	41.0	1	80

Kick Returns	No.	Yds	Avg	TD	Lng
Deneric Prince	5	85	17.0	0	24
Total	5	85	17.0	0	24
Opponents	3	72	24.0	0	32

Fumble Returns	No.	Yds	Avg	TD	Lng
Total	0	0	0	0	0
Opponents	0	0	0	0	0



Memphis Showboats 2025 Season Stats  
Individual Statistics - All Purpose and Scoring  
(As of Mar 31, 2025)



All-Purpose Yardage

Total Offense	G	Plays	Rush	Pass	Total	Avg/G
Troy Williams	1	11	0	104	104	104.0
E.J. Perry	1	20	7	93	100	100.0
Deneric Prince	1	10	38	0	38	38.0
Jalen Jackson	1	11	24	0	24	24.0
Total	1	52	69	178	247	247.0
Opponent	1	57	95	186	281	281.0

Scoring	TD	FG	1PT PAT		2PT PAT		3PT PAT		DEFENSE				Pts
			Rush	Rcv	Rush	Rcv	Rush	Rcv	1PT	2PT	3PT	Saf	
Jonathan Adams	1	-	0	0	0	0	0	0	-	-	-	-	6
Total	1	2	0	0	0	0	0	0	0	0	0	0	12
Opponents	3	2	2	0	0	0	0	0	0	0	0	0	26

PATs	1PT PAT			2PT PAT			3PT PAT			DEFENSE			Pts
	Rush	Rcv	Pass	Rush	Rcv	Pass	Rush	Rcv	Pass	1PT	2PT	3PT	
E.J. Perry	0-0	0-0	0-0	0-0	0-0	0-1	0-0	0-0	0-0	-	-	-	0
Total	0-0	0-0	0-0	0-0	0-1	0-1	0-0	0-0	0-0	0-0	0-0	0-0	0
Opponents	2-2	0-1	0-1	0-0	0-0	0-0	0-0	0-0	0-0	0-0	0-1	0-0	2



Memphis Showboats 2025 Season Stats

Overall Defensive Statistics

(As of Mar 31, 2025)



##	Defensive Leaders	GP	Tackles				Sacks		Pass Defense			Fumbles			BK		Saf
			UA	A	Tot	TFL/Yds	No	Yds	Int	IRYds	Brup	FF	FR	Yds	BK	Saf	
42	Steele Chambers	1	5	5	10	0-0	0	0	0	0	0	0	0	0	0	0	0
57	Zeke Vandenburg	1	3	7	10	1-2	0.5	3	0	0	0	0	0	0	0	0	0
07	Eli Walker	1	5	4	9	0-1	0	0	0	0	0	0	0	0	0	0	0
31	Keaton Ellis	1	3	5	8	0-0	0	0	0	0	0	0	0	0	0	0	0
33	Eric Garror	1	3	3	6	0-0	0	0	0	0	0	0	0	0	0	0	0
92	P.J. Hall	1	2	4	6	0-1	0	0	0	0	0	0	0	0	0	0	0
28	Kyree Woods	1	2	3	5	1-1	0	0	0	0	0	0	0	0	0	0	0
06	Lance Boykin	1	2	2	4	0-0	0	0	0	0	0	0	0	0	0	0	0
45	Nasir Player	1	1	3	4	0-1	0	0	0	0	0	0	0	0	0	0	0
91	Josiah Bronson	1	1	3	4	0-0	0	0	0	0	0	0	0	0	0	0	0
99	John Atkins Sr.	1	2	1	3	0-0	0	0	0	0	0	0	0	0	0	0	0
44	Jaylon Allen	1	1	2	3	0-0	0.5	3	0	0	0	0	0	0	0	0	0
14	Mark Gilbert	1	0	3	3	0-0	0	0	0	0	1	0	0	0	0	0	0
32	Nehemiah Shelton	1	2	0	2	0-0	0	0	0	0	0	0	0	0	0	0	0
08	Boogie Roberts	1	1	1	2	0-0	0	0	0	0	0	0	0	0	0	0	0
10	Amir Riep	1	1	1	2	0-0	0	0	0	0	0	0	0	0	0	0	0
95	DaMarcus Mitchell	1	1	1	2	0-0	0	0	0	0	0	1	0	0	0	0	0
20	Obi Melifonwu	1	0	2	2	0-0	0	0	0	0	0	0	0	0	0	0	0
50	Izayah Green-May	1	0	2	2	0-0	0	0	0	0	0	0	0	0	0	0	0
34	Deneric Prince	1	1	0	1	0-0	0	0	0	0	0	0	0	0	0	0	0
Total		1	36	52	88	2-6	1	7	0	0	1	1	0	0	0	0	0
Opponents		1	37	35	72	4-19	3	19	2	82	4	0	0	0	0	0	0





Memphis Showboats 2025 Season Stats  
Overall Individual Statistics - Field Goals  
(As of Mar 31, 2025)



Field Goals	FG	Pct.	01-19	20-29	30-39	40-49	50+	Long	Blkd
Matt Coghlin	2-2	100.0	0-0	0-0	0-0	1-1	1-1	50	0
Total	2-2	100.0	0-0	0-0	0-0	1-1	1-1	50	0
Opponents	2-4	50.0	0-0	0-0	1-1	1-1	0-2	43	0

FG Sequence	Memphis Showboats				Opponents			
	Dist	Res	Qtr	Clock	Dist	Res	Qtr	Clock
Michigan Panthers								



Memphis Showboats 2025 Season Stats  
Overall Individual Statistics - Special Teams  
(As of Mar 31, 2025)



Punting	No	Yds	Avg	Lng	TB	FC	In20
Matt Mengel	4	178	44.5	49	0	0	2
Total	4	178	44.5	49	0	0	2
Opponents	3	149	49.7	56	3	0	0

Kickoffs	No	Yds	Avg	TB	OB	Retn	Net
Matt Coghlin	3	190	63.3	0	0	--	--
Total	3	190	63.3	0	0	24.0	39.3
Total	6	359	59.8	0	0	17.0	42.8



Memphis Showboats 2025 Season Stats  
Team Game-by-Game  
(As of Mar 31, 2025)



Offense		Rushing				Receiving				Passing				Kick Returns				Punt Returns				Tot	Pts	Pts	
Date	Opponent	No	Yds	TD	Lng	No	Yds	TD	Lng	C-A-I	Yds	TD	Lng	No	Yds	TD	Lng	No	Yds	TD	Lng	Off	TO	Scrd	
03-30-25	Michigan Panthers	24	69	0	16	18	197	1	38	18-28-2	178	1	38	5	85	0	24	0	0	0	0	247	0	12	
Games Played: 1		24	69	0	16	18	197	1	38	18-28-2	178	1	38	5	85	0	24	0	0	0	0	247	0	12	
		Per Att 2.9				Per Cth 10.9				Eff: 115.19 Y/G: 178.0				Avg 17.0				Avg 0				247.0			
Opponent Totals		32	95	1	13	20	193	1	30	20-25-0	186	1	30	3	72	0	32	2	1	0	8	281	6	26	
		Per Att 3.0				Per Cth 9.7				Eff: 155.70 Y/G: 186.0				Avg 24.0				Avg 0.5				281.0			

Defense		Tackles				Sacks		Fumbles			Pass Defense			Blkd	PAT Attempts				Pts	
Date	Opponent	UA	A	Total	TFL-Yds	No	Yds	FF	FR	Yds	Int	Yds	Brup	Kick	Kick	Rush	Pass	TO	Saf	Allw
03-30-25	Michigan Panthers	36	52	88	2-6	1	7	1	0	0	0	0	1	0	0-0	0-0	0-1	2	0	26
Games Played: 1		36	52	88	2-6	1	7	1	0	0	0	0	1	0	0-0	0-0	0-1	2	0	26
Opponent Totals		37	35	72	4-19	3	19	0	0	0	2	82	4	0	0-0	0-0	0-0	0	0	12

Special Teams		Punting							Field Goals			Kickoffs				
Date	Opponent	No	Yds	Avg	Long	Blkd	TB	I20	M-A	Long	Blkd	No	Yds	Avg	TB	OB
03-30-25	Michigan Panthers	4	178	44.5	49	0	0	2	2-2	50	0	3	190	63.3	0	0
Games Played: 1		4	178	44.5	49	0	0	2	2-2	50	0	3	190	63.3	0	0
Opponent Totals		3	149	49.7	56	0	3	0	2-4	43	0	6	359	59.8	0	0





Memphis Showboats 2025 Season Stats  
Opponent Game-by-Game  
(As of Mar 31, 2025)



Offense		Rushing				Receiving				Passing				Kick Returns				Punt Returns				Tot Pts		
Date	Opponent	No	Yds	TD	Lng	No	Yds	TD	Lng	C-A-I	Yds	TD	Lng	No	Yds	TD	Lng	No	Yds	TD	Lng	Off	TO	Scrd
03-30-25	Michigan Panthers	32	95	1	13	20	193	1	30	20-25-0	186	1	30	3	72	0	32	2	1	0	8	281	6	26
Games Played: 1		32	95	1	13	20	193	1	30	20-25-0	186	1	30	3	72	0	32	2	1	0	8	281	6	26
Memphis Showboats Totals		Per Att 3.0				Per Cth 9.7				Eff: 155.70	Y/G: 186.0			Avg 24.0				Avg 0.5				281.0		
		24	69	0	16	18	197	1	38	18-28-2	178	1	38	5	85	0	24	0	0	0	0	247	0	12
		Per Att 2.9				Per Cth 10.9				Eff: 115.19	Y/G: 178.0			Avg 17.0				Avg 0				247.0		

Defense		Tackles				Sacks		Fumbles			Pass Defense			Blkd Kick	PAT Attempts			TO	Pts	
Date	Opponent	UA	A	Total	TFL-Yds	No	Yds	FF	FR	Yds	Int	Yds	Brup	Kick	Kick	Rush	Pass		Saf	Allw
03-30-25	Michigan Panthers	37	35	72	4-19	3	19	0	0	0	2	82	4	0	0-0	0-0	0-0	0	0	12
Games Played: 1		37	35	72	4-19	3	19	0	0	0	2	82	4	0	0-0	0-0	0-0	0	0	12
Memphis Showboats Totals		36	52	88	2-6	1	7	1	0	0	0	0	1	0	0-0	0-0	0-1	2	0	26

Special Teams		Punting								Field Goals			Kickoffs				
Date	Opponent	No	Yds	Avg	Long	Blkd	TB	I20		M-A	Long	Blkd	No	Yds	Avg	TB	OB
03-30-25	Michigan Panthers	3	149	49.7	56	0	3	0		2-4	43	0	6	359	59.8	0	0
Games Played: 1		3	149	49.7	56	0	3	0		2-4	43	0	6	359	59.8	0	0
Memphis Showboats Totals		4	178	44.5	49	0	0	2		2-2	50	0	3	190	63.3	0	0



Memphis Showboats 2025 Season Stats  
Game Superlatives  
(As of Mar 31, 2025)



Memphis Showboats Individual Game Highs

Rushes	11	Jackson, Jalen at ()
Yards Rushing	38	Prince, Deneric at ()
Long Rush	16	Prince, Deneric at ()
Rushing Average (Min. 5)	3.8 38-10	Prince, Deneric at ()
Pass attempts	17	Perry, E.J. at ()
Pass completions	10	Perry, E.J. at ()
Yards passing	104	Williams, Troy at ()
TD Passes	1	Perry, E.J. at ()
Interceptions Thrown	1	Williams, Troy at ()
	1	Perry, E.J. at ()
Long Pass	38	Williams, Troy at ()
Times Sacked	2	Perry, E.J. at ()
Passing Average (Min. 5)	9.5 104-11	Williams, Troy at ()
Completion Average (Min. 5)	13.0 104-8	Williams, Troy at ()
Completion Percentage (Min. 5)	72.7 8-11	Williams, Troy at ()
Receptions	6	Adams, Jonathan at ()
Targets	7	Adams, Jonathan at ()
Yards Receiving	93	Adams, Jonathan at ()
TD Receptions	1	Adams, Jonathan at ()
Long Reception	38	Adams, Jonathan at ()
Field Goals made	2	Coghlin, Matt at ()
Field Goals attempted	2	Coghlin, Matt at ()
Long Field Goal Made	50	Coghlin, Matt at ()
Points Scored	6	Adams, Jonathan at ()
Punts	4	Mengel, Matt at ()
Punting Average (Min. 3)	44.5 178-4	Mengel, Matt at ()
Long Punt	49	Mengel, Matt at ()
Punts Inside 20	2	Mengel, Matt at ()
Long Kickoff Return	24	Prince, Deneric at ()
Total Tackles	10	Chambers, Steele at ()
	10	Vandenburgh, Zeke at ()
Tackles For Loss	1	Woods, Kyree at ()
	1	Vandenburgh, Zeke at ()
Tackles For Loss Yards	2	Vandenburgh, Zeke at ()
Sacks	0.5	Allen, Jaylon at ()
	0.5	Vandenburgh, Zeke at ()
Sack Yards	3	Allen, Jaylon at ()
	3	Vandenburgh, Zeke at ()
Pass Breakups	1	Gilbert, Mark at ()
Forced Fumbles	1	Mitchell, DaMarcus at ()

Memphis Showboats 2025 Season Stats  
Game Superlatives  
(As of Mar 31, 2025)



Memphis Showboats Opponent Individual Game Highs

Rush Attempts	14	McCrary, Nate vs Michigan Panthers (03-30-25)
Rushing Yards	34	McCrary, Nate vs Michigan Panthers (03-30-25)
Long Rush	13	McCrary, Nate vs Michigan Panthers (03-30-25)
Pass Attempts	19	Perkins, Bryce vs Michigan Panthers (03-30-25)
Pass Completions	16	Perkins, Bryce vs Michigan Panthers (03-30-25)
Passing Yards	163	Perkins, Bryce vs Michigan Panthers (03-30-25)
Long Pass	30	Perkins, Bryce vs Michigan Panthers (03-30-25)
Passing Average	0.2	Etling, Danny vs Michigan Panthers (2025-03-30)
Completion Average	10.2	Perkins, Bryce vs Michigan Panthers (2025-03-30)
Completion Percentage	1.5	Etling, Danny vs Michigan Panthers (2025-03-30)
Receptions	5	Turner, Malik vs Michigan Panthers (03-30-25)
Targets	6	Simms, Marcus vs Michigan Panthers (03-30-25)
Long Reception	30	Simms, Marcus vs Michigan Panthers (03-30-25)
Field Goals Made	2	Potter, B.T. vs Michigan Panthers (03-30-25)
Field Goals Attempted	4	Potter, B.T. vs Michigan Panthers (03-30-25)
Long Field Goal Made	43	Potter, B.T. vs Michigan Panthers (03-30-25)
Punts	3	Vernon, Seth vs Michigan Panthers (03-30-25)
Long Punt	56	Vernon, Seth vs Michigan Panthers (03-30-25)
Long Punt Return	8	Malone, Xavier vs Michigan Panthers (03-30-25)
Long Kickoff Return	32	Malone, Xavier vs Michigan Panthers (03-30-25)
Long Interception Return	80	Nacua, Kai vs Michigan Panthers (03-30-25)
Sack Yards	16	Willekes, Kenny vs Michigan Panthers (03-30-25)





# Memphis Showboats 2025 Season Stats

## Game Superlatives

(As of Mar 31, 2025)



## Memphis Showboats Team Game Highs

Rushes	24		vs. Michigan Panthers (03-30-25)
Yards Rushing	69		vs. Michigan Panthers (03-30-25)
Rushing Average (Min. 3)	2.9	69-24	vs. Michigan Panthers (03-30-25)
Stuffed Rushes	4		vs. Michigan Panthers (03-30-25)
Pass Completions	18		vs. Michigan Panthers (03-30-25)
Pass Attempts	28		vs. Michigan Panthers (03-30-25)
Passing Yards	178		vs. Michigan Panthers (03-30-25)
Passing Average (Min. 3)	6.4	178-28	vs. Michigan Panthers (03-30-25)
Completion Average (Min. 3)	9.9	178-18	vs. Michigan Panthers (03-30-25)
Completion Percentage (Min. 10)	64.3	18-28	vs. Michigan Panthers (03-30-25)
TD Passes	1		vs. Michigan Panthers (03-30-25)
Sacked	3		vs. Michigan Panthers (03-30-25)
Total Offensive Plays	55		vs. Michigan Panthers (03-30-25)
Offensive Average	4.5		vs. Michigan Panthers (03-30-25)
Points	12		vs. Michigan Panthers (03-30-25)
Margin of Victory	-14		vs. Michigan Panthers (03-30-25)
Touchdowns	1		vs. Michigan Panthers (03-30-25)
Field Goals Made	2		vs. Michigan Panthers (03-30-25)
Field Goals Attempted	2		vs. Michigan Panthers (03-30-25)
Punts	4		vs. Michigan Panthers (03-30-25)
Punting Average (Min. 3)	44.5	178-4	vs. Michigan Panthers (03-30-25)
Long Punt	49		vs. Michigan Panthers (03-30-25)
Punts Inside 20	2		vs. Michigan Panthers (03-30-25)
First Downs	16		vs. Michigan Panthers (03-30-25)
First Downs by Rush	2		vs. Michigan Panthers (03-30-25)
First Downs by Pass	12		vs. Michigan Panthers (03-30-25)
First Downs by Penalty	2		vs. Michigan Panthers (03-30-25)
Penalties	6		vs. Michigan Panthers (03-30-25)
Penalty Yards	60		vs. Michigan Panthers (03-30-25)
Turnovers	2		vs. Michigan Panthers (03-30-25)
Turnover Margin	2		vs. Michigan Panthers (03-30-25)
Interceptions Thrown	2		vs. Michigan Panthers (03-30-25)
Tackles	88		vs. Michigan Panthers (03-30-25)
Tackles for Loss	2		vs. Michigan Panthers (03-30-25)
Sacks	1		vs. Michigan Panthers (03-30-25)
Pass Breakups	1		vs. Michigan Panthers (03-30-25)
3rd Down Conversions Made	2		vs. Michigan Panthers (03-30-25)
3rd Down Conversions Att	9		vs. Michigan Panthers (03-30-25)
3rd Down Conversions	22.2	2-9	vs. Michigan Panthers (03-30-25)
4th Down Conversions Made	1		vs. Michigan Panthers (03-30-25)
4th Down Conversions Att	1		vs. Michigan Panthers (03-30-25)
4th Down Conversions	100	1-1	vs. Michigan Panthers (03-30-25)
Red Zone Attempts	2		vs. Michigan Panthers (03-30-25)
Red Zone Scores	1		vs. Michigan Panthers (03-30-25)
Red Zone Percentage	50	1-2	vs. Michigan Panthers (03-30-25)
Time of Possession (secs)	1700		vs. Michigan Panthers (03-30-25)
TOP Margin (secs)	-200		vs. Michigan Panthers (03-30-25)
Scoring Drives	3		vs. Michigan Panthers (03-30-25)
10+ Play Drives	2		vs. Michigan Panthers (03-30-25)
5+ Min Drives	2		vs. Michigan Panthers (03-30-25)
Average Field Position	25		vs. Michigan Panthers (03-30-25)



Memphis Showboats 2025 Season Stats  
Game Superlatives  
(As of Mar 31, 2025)



Memphis Showboats Team Game Lows

Rushes	24		vs. Michigan Panthers (03-30-25)
Yards Rushing	69		vs. Michigan Panthers (03-30-25)
Rushing Average (Min. 3)	2.9	69-24	vs. Michigan Panthers (03-30-25)
Stuffed Rushes	4		vs. Michigan Panthers (03-30-25)
Pass Completions	18		vs. Michigan Panthers (03-30-25)
Pass Attempts	28		vs. Michigan Panthers (03-30-25)
Passing Yards	178		vs. Michigan Panthers (03-30-25)
Passing Average (Min. 3)	6.4	178-28	vs. Michigan Panthers (03-30-25)
Completion Average (Min. 3)	9.9	178-18	vs. Michigan Panthers (03-30-25)
Completion Percentage (Min. 10)	64.3	18-28	vs. Michigan Panthers (03-30-25)
TD Passes	1		vs. Michigan Panthers (03-30-25)
Sacked	3		vs. Michigan Panthers (03-30-25)
Total Offensive Plays	55		vs. Michigan Panthers (03-30-25)
Offensive Average	4.5		vs. Michigan Panthers (03-30-25)
Points	12		vs. Michigan Panthers (03-30-25)
Margin of Victory	-14		vs. Michigan Panthers (03-30-25)
Touchdowns	1		vs. Michigan Panthers (03-30-25)
Field Goals Made	2		vs. Michigan Panthers (03-30-25)
Field Goals Attempted	2		vs. Michigan Panthers (03-30-25)
Punts	4		vs. Michigan Panthers (03-30-25)
Punting Average (Min. 3)	44.5	178-4	vs. Michigan Panthers (03-30-25)
Long Punt	49		vs. Michigan Panthers (03-30-25)
Punts Inside 20	2		vs. Michigan Panthers (03-30-25)
First Downs	16		vs. Michigan Panthers (03-30-25)
First Downs by Rush	2		vs. Michigan Panthers (03-30-25)
First Downs by Pass	12		vs. Michigan Panthers (03-30-25)
First Downs by Penalty	2		vs. Michigan Panthers (03-30-25)
Penalties	6		vs. Michigan Panthers (03-30-25)
Penalty Yards	60		vs. Michigan Panthers (03-30-25)
Turnovers	2		vs. Michigan Panthers (03-30-25)
Turnover Margin	2		vs. Michigan Panthers (03-30-25)
Interceptions Thrown	2		vs. Michigan Panthers (03-30-25)
Tackles	88		vs. Michigan Panthers (03-30-25)
Tackles for Loss	2		vs. Michigan Panthers (03-30-25)
Sacks	1		vs. Michigan Panthers (03-30-25)
Pass Breakups	1		vs. Michigan Panthers (03-30-25)
3rd Down Conversions Made	2		vs. Michigan Panthers (03-30-25)
3rd Down Conversions Att	9		vs. Michigan Panthers (03-30-25)
3rd Down Conversions	22.2	2-9	vs. Michigan Panthers (03-30-25)
Red Zone Attempts	2		vs. Michigan Panthers (03-30-25)
Red Zone Scores	1		vs. Michigan Panthers (03-30-25)
Red Zone Percentage	50	1-2	vs. Michigan Panthers (03-30-25)
Time of Possession (secs)	1700		vs. Michigan Panthers (03-30-25)
TOP Margin (secs)	-200		vs. Michigan Panthers (03-30-25)
Scoring Drives	3		vs. Michigan Panthers (03-30-25)
10+ Play Drives	2		vs. Michigan Panthers (03-30-25)
5+ Min Drives	2		vs. Michigan Panthers (03-30-25)
Average Field Position	25		vs. Michigan Panthers (03-30-25)



Memphis Showboats 2025 Season Stats  
Game Superlatives  
(As of Mar 31, 2025)



Opponent Team Game Highs

Rushes	32		vs. Michigan Panthers (03-30-25)
Yards Rushing	95		vs. Michigan Panthers (03-30-25)
Rushing Average (Min. 3)	3.0	95-32	vs. Michigan Panthers (03-30-25)
TD Rushes	1		vs. Michigan Panthers (03-30-25)
Stuffed Rushes	7		vs. Michigan Panthers (03-30-25)
Pass Completions	20		vs. Michigan Panthers (03-30-25)
Pass Attempts	25		vs. Michigan Panthers (03-30-25)
Passing Yards	186		vs. Michigan Panthers (03-30-25)
Passing Average (Min. 3)	7.4	186-25	vs. Michigan Panthers (03-30-25)
Completion Average (Min. 3)	9.3	186-20	vs. Michigan Panthers (03-30-25)
Completion Percentage (Min. 10)	80	20-25	vs. Michigan Panthers (03-30-25)
TD Passes	1		vs. Michigan Panthers (03-30-25)
Sacked	1		vs. Michigan Panthers (03-30-25)
Total Offensive Plays	58		vs. Michigan Panthers (03-30-25)
Offensive Average	4.8		vs. Michigan Panthers (03-30-25)
Points	26		vs. Michigan Panthers (03-30-25)
Margin of Victory	14		vs. Michigan Panthers (03-30-25)
Touchdowns	3		vs. Michigan Panthers (03-30-25)
Field Goals Made	2		vs. Michigan Panthers (03-30-25)
Field Goals Attempted	4		vs. Michigan Panthers (03-30-25)
Punts	3		vs. Michigan Panthers (03-30-25)
Long Punt	56		vs. Michigan Panthers (03-30-25)
First Downs	18		vs. Michigan Panthers (03-30-25)
First Downs by Rush	7		vs. Michigan Panthers (03-30-25)
First Downs by Pass	9		vs. Michigan Panthers (03-30-25)
First Downs by Penalty	2		vs. Michigan Panthers (03-30-25)
Penalties	4		vs. Michigan Panthers (03-30-25)
Penalty Yards	18		vs. Michigan Panthers (03-30-25)
Turnover Margin	-2		vs. Michigan Panthers (03-30-25)
Points Off Turnovers	6		vs. Michigan Panthers (03-30-25)
Fumbles	2		vs. Michigan Panthers (03-30-25)
Tackles	72		vs. Michigan Panthers (03-30-25)
Tackles for Loss	4		vs. Michigan Panthers (03-30-25)
Sacks	3		vs. Michigan Panthers (03-30-25)
Interceptions (by Defense)	2		vs. Michigan Panthers (03-30-25)
Pass Breakups	4		vs. Michigan Panthers (03-30-25)
3rd Down Conversions Made	6		vs. Michigan Panthers (03-30-25)
3rd Down Conversions Att	14		vs. Michigan Panthers (03-30-25)
3rd Down Conversions	42.9	6-14	vs. Michigan Panthers (03-30-25)
4th Down Conversions Made	2		vs. Michigan Panthers (03-30-25)
4th Down Conversions Att	2		vs. Michigan Panthers (03-30-25)
4th Down Conversions	100	2-2	vs. Michigan Panthers (03-30-25)
Red Zone Attempts	2		vs. Michigan Panthers (03-30-25)
Red Zone Scores	1		vs. Michigan Panthers (03-30-25)
Red Zone Percentage	50	1-2	vs. Michigan Panthers (03-30-25)
Time of Possession (secs)	1900		vs. Michigan Panthers (03-30-25)
TOP Margin (secs)	200		vs. Michigan Panthers (03-30-25)
Scoring Drives	4		vs. Michigan Panthers (03-30-25)
10+ Play Drives	2		vs. Michigan Panthers (03-30-25)
5+ Min Drives	2		vs. Michigan Panthers (03-30-25)
Drives started in opp territory	3		vs. Michigan Panthers (03-30-25)
Average Field Position	46		vs. Michigan Panthers (03-30-25)

Memphis Showboats 2025 Season Stats  
Game Superlatives  
(As of Mar 31, 2025)



Opponent Team Game Lows

Rushes	32		vs. Michigan Panthers (03-30-25)
Yards Rushing	95		vs. Michigan Panthers (03-30-25)
Rushing Average (Min. 3)	3.0	95-32	vs. Michigan Panthers (03-30-25)
TD Rushes	1		vs. Michigan Panthers (03-30-25)
Stuffed Rushes	7		vs. Michigan Panthers (03-30-25)
Pass Completions	20		vs. Michigan Panthers (03-30-25)
Pass Attempts	25		vs. Michigan Panthers (03-30-25)
Passing Yards	186		vs. Michigan Panthers (03-30-25)
Passing Average (Min. 3)	7.4	186-25	vs. Michigan Panthers (03-30-25)
Completion Average (Min. 3)	9.3	186-20	vs. Michigan Panthers (03-30-25)
Completion Percentage (Min. 10)	80	20-25	vs. Michigan Panthers (03-30-25)
TD Passes	1		vs. Michigan Panthers (03-30-25)
Sacked	1		vs. Michigan Panthers (03-30-25)
Total Offensive Plays	58		vs. Michigan Panthers (03-30-25)
Offensive Average	4.8		vs. Michigan Panthers (03-30-25)
Points	26		vs. Michigan Panthers (03-30-25)
Margin of Victory	14		vs. Michigan Panthers (03-30-25)
Touchdowns	3		vs. Michigan Panthers (03-30-25)
Field Goals Made	2		vs. Michigan Panthers (03-30-25)
Field Goals Attempted	4		vs. Michigan Panthers (03-30-25)
Punts	3		vs. Michigan Panthers (03-30-25)
Long Punt	56		vs. Michigan Panthers (03-30-25)
First Downs	18		vs. Michigan Panthers (03-30-25)
First Downs by Rush	7		vs. Michigan Panthers (03-30-25)
First Downs by Pass	9		vs. Michigan Panthers (03-30-25)
First Downs by Penalty	2		vs. Michigan Panthers (03-30-25)
Penalties	4		vs. Michigan Panthers (03-30-25)
Penalty Yards	18		vs. Michigan Panthers (03-30-25)
Turnover Margin	-2		vs. Michigan Panthers (03-30-25)
Points Off Turnovers	6		vs. Michigan Panthers (03-30-25)
Fumbles	2		vs. Michigan Panthers (03-30-25)
Tackles	72		vs. Michigan Panthers (03-30-25)
Tackles for Loss	4		vs. Michigan Panthers (03-30-25)
Sacks	3		vs. Michigan Panthers (03-30-25)
Interceptions (by Defense)	2		vs. Michigan Panthers (03-30-25)
Pass Breakups	4		vs. Michigan Panthers (03-30-25)
3rd Down Conversions Made	6		vs. Michigan Panthers (03-30-25)
3rd Down Conversions Att	14		vs. Michigan Panthers (03-30-25)
3rd Down Conversions	42.9	6-14	vs. Michigan Panthers (03-30-25)
Red Zone Attempts	2		vs. Michigan Panthers (03-30-25)
Red Zone Scores	1		vs. Michigan Panthers (03-30-25)
Red Zone Percentage	50	1-2	vs. Michigan Panthers (03-30-25)
Time of Possession (secs)	1900		vs. Michigan Panthers (03-30-25)
TOP Margin (secs)	200		vs. Michigan Panthers (03-30-25)
Scoring Drives	4		vs. Michigan Panthers (03-30-25)
10+ Play Drives	2		vs. Michigan Panthers (03-30-25)
5+ Min Drives	2		vs. Michigan Panthers (03-30-25)
Drives started in opp territory	3		vs. Michigan Panthers (03-30-25)
Average Field Position	46		vs. Michigan Panthers (03-30-25)





# Memphis Showboats 2025 Season Stats Participation

(As of Mar 31, 2025)



#	PLAYER	GP	GS	MICH
09	Jonathan Adams	1	1	..
44	Jaylon Allen	1	0	..
04	Dee Anderson	1	0	..
99	John Atkins Sr.	1	1	..
59	Turner Bernard	1	0	..
06	Lance Boykin	1	1	..
91	Josiah Bronson	1	1	..
42	Steele Chambers	1	1	..
49	Matt Coghlin	1	0	..
55	J.D. DiRenzo	1	1	..
31	Keaton Ellis	1	0	..
33	Eric Garror	1	0	..
14	Mark Gilbert	1	1	..
63	Nate Gilliam	1	0	..
50	Izayah Green-May	1	1	..
92	P.J. Hall	1	0	..
69	Noah Henderson	1	0	..
83	Isiah Hennie	1	0	..
81	Ryan Izzo	1	0	..
36	Jalen Jackson	1	0	..
88	Jay Jay Wilson	1	1	..
66	Nash Jensen	1	1	..
18	Kwamie Lassiter II	1	0	..
72	Alec Lindstrom	1	1	..
01	Kai Locksley	1	0	..
20	Obi Melifonwu	1	0	..
19	Matt Mengel	1	0	..
95	DaMarcus Mitchell	1	0	..
05	E.J. Perry	1	1	..
89	Chris Pierce Jr.	1	1	..
45	Nasir Player	1	1	..
34	Deneric Prince	1	1	..
10	Amir Riep	1	1	..
08	Boogie Roberts	1	1	..
32	Nehemiah Shelton	1	0	..
82	Elijah Stove	1	1	..
65	Jared Thomas	1	1	..
75	James Tunstall	1	1	..
57	Zeke Vandenburg	1	1	..
07	Eli Walker	1	1	..
03	Troy Williams	1	0	..
28	Kyree Woods	1	0	..



Memphis Showboats 2025 Season Stats  
Total Tackles Game-by-Game  
(As of Mar 31, 2025)



Total Tackles	UA-A	Total	MICH
Steele Chambers	5-5	10	DNP
Zeke Vandenburg	3-7	10	DNP
Eli Walker	5-4	9	DNP
Keaton Ellis	3-5	8	DNP
Eric Garror	3-3	6	DNP
P.J. Hall	2-4	6	DNP
Kyree Woods	2-3	5	DNP
Lance Boykin	2-2	4	DNP
Nasir Player	1-3	4	DNP
Josiah Bronson	1-3	4	DNP
John Atkins Sr.	2-1	3	DNP
Jaylon Allen	1-2	3	DNP
Mark Gilbert	0-3	3	DNP
Nehemiah Shelton	2-0	2	DNP
Boogie Roberts	1-1	2	DNP
Amir Riep	1-1	2	DNP
DaMarcus Mitchell	1-1	2	DNP
Obi Melifonwu	0-2	2	DNP
Izayah Green-May	0-2	2	DNP
Deneric Prince	1-0	1	DNP



Memphis Showboats 2025 Season Stats  
Passing Game-by-Game  
(As of Mar 31, 2025)



#05 E.J. Perry		Comp	Att	Int	Pct	Yards	TD	Long	Sacked	Effic
03-30-25	MICH	10	17	1		93	1	24	2-3	112.42
TOTALS		10	17	1	58.8	93	1	24	2-3	112.42
#03 Troy Williams		Comp	Att	Int	Pct	Yards	TD	Long	Sacked	Effic
03-30-25	MICH	8	11	1		104	0	38	1-16	133.96
TOTALS		8	11	1	72.7	104	0	38	1-16	133.96



Memphis Showboats 2025 Season Stats  
Rushing/Receiving Game-by-Game  
(As of Mar 31, 2025)



Rushing	No/Yds/TD	MICH
Deneric Prince	10/38/0	DNP
Jalen Jackson	11/24/0	DNP
E.J. Perry	3/7/0	DNP

Receiving	No/Yds/TD	MICH
Jonathan Adams	6/93/1	DNP
Deneric Prince	2/27/0	DNP
Jalen Jackson	2/21/0	DNP
Kwamie Lassiter II	2/10/0	DNP
Ryan Izzo	1/10/0	DNP
Elijah Stove	1/9/0	DNP
Dee Anderson	1/8/0	DNP
Jay Jay Wilson	1/8/0	DNP
Isiah Hennie	1/6/0	DNP
Kai Locksley	1/5/0	DNP





Memphis Showboats 2025 Season Stats  
Return Stats Game-by-Game  
(As of Mar 31, 2025)



Punt Returns	No-Yds	MICH
Kick Returns	No-Yds	MICH
Deneric Prince	5-85	DNP
Interception Returns	No-Yds	MICH
Fumble Returns	No-Yds	MICH

Memphis Showboats 2025 Season Stats  
Fumbles Game-by-Game  
(As of Mar 31, 2025)



Fumbles	No-Lost	MICH
Fumbles Forced	Number	MICH
DaMarcus Mitchell	1	DNP
Fumbles Recovered	Number	MICH

Memphis Showboats 2025 Season Stats  
Sacks/Tackles for Loss Game-by-Game  
(As of Mar 31, 2025)



Sacks	UA-A	Total	MICH
Jaylon Allen	0.5-0	0.5	DNP
Zeke Vandenburgh	0.5-0	0.5	DNP
Tackles for Loss	UA-A	Total	MICH
Kyree Woods	1-0	1.0	DNP
Zeke Vandenburgh	1-0	1.0	DNP



Memphis Showboats 2025 Season Stats  
Differentials  
(As of Mar 31, 2025)



MEMPHIS SHOWBOATS TURNOVER DIFFERENTIAL

Date	Opponent	Score	Takeaways			Giveaways			TO Diff	Points off TOs		
			FumbL	IntT	Tot	FumbR	Int	Tot		Tm	Opp	Diff
03-30-25	Michigan Panthers	L 12-26	0	2	2	0	0	0	2	0	6	-6
Totals			0	2	2	0	0	0	2	0	6	-6

MEMPHIS SHOWBOATS MISC DIFFERENTIALS

Date	Opponent		Score	First Downs			Penalties			Penalty Yards			Total Off Plays		
				Team	Opp	Diff	Team	Opp	Diff	Team	Opp	Diff	Team	Opp	Diff
03-30-25	Michigan Panthers	L	12-26	16	18	-2	6	4	-2	60	18	-42	55	58	-3
Totals				16	18	-2	6	4	2	60	18	42	55	58	-3

MEMPHIS SHOWBOATS YARDAGE DIFFERENTIALS

Date	Opponent		Score	Passing			Rushing			Total Offense			Scoring		
				Gain	Allow	Diff	Gain	Allow	Diff	Gain	Allow	Diff	Scored	Allowed	Diff
03-30-25	Michigan Panthers	L		178	186	-8	69	95	-26	247	281	-34	12	26	-14
Totals				178	186	-8	69	95	-26	247	281	-34	12	26	-14



Memphis Showboats 2025 Season Stats  
Ratios  
(As of Mar 31, 2025)



MEMPHIS SHOWBOATS EFFICIENCY RATIOS

Date	Opponent		Passing				Rushing				Total Offense				Scoring				Points Per Play		
			Gain	Allow	Diff	Effic	Gain	Allow	Diff	Effic	Gain	Allow	Diff	Effic	Scrd	Allwd	Diff	Effic	Team	Opp	Effic
03-30-25	MICH	L	178	186	-8	1.0	69	95	-26	0.7	247	281	-34	0.9	12	26	-14	0.5	4.6	2.2	2.1
Totals			178	186	-8	1.0	69	95	-26	0.7	247	281	-34	0.9	12	26	-14	0.5	4.6	2.2	2.1





Memphis Showboats 2025 Season Stats

Chunk Plays

(As of Mar 31, 2025)



15+ YARD RECEPTIONS AND 10+ YARD RUNS

03-30-25 vs. Michigan Panthers					
Gain	Type	Player	Qtr	Dwn-Dst	Spot
Total: 0 Rush: 0 Pass: 0					

Breakdown

Total Chunk Plays	5
Passing	4
Rushing	1
Scoring	0
By Distance	
Rushes over 20 yds	0
Rushes over 30 yds	0
Rushes over 40 yds	0
Rushes over 50 yds	0
Passes over 30 yds	1
Passes over 40 yds	0
Passes over 50 yds	0
Passes over 60 yds	0
By Quarter	
1st Qtr	0
2nd Qtr	0
3rd Qtr	2
4th Qtr	3
OT	0
By Down	
1st Down	3
2nd Down	2
3rd Down	0
4th Down	0

Longest Plays

Rushing

16 yds by Prince, Deneric vs. Michigan Panthers
---

Passing

38 yds rec by Adams, Jonathan from Williams, Troy vs. Michigan Panthers
24 yds rec by Prince, Deneric from Perry, E.J. vs. Michigan Panthers
21 yds rec by Adams, Jonathan from Perry, E.J. vs. Michigan Panthers
15 yds rec by Jackson, Jalen from Williams, Troy vs. Michigan Panthers



Memphis Showboats 2025 Season Stats  
Top Performances  
(As of Mar 31, 2025)



TOP PASSING PERFORMANCES (300+ YDS OR 4+ TDS)

QB	Yds	C-A	TD	Int	Opp
----	-----	-----	----	-----	-----

TOP RUSHING PERFORMANCES (100+ YDS OR 3+ TDS)

Rusher	Yds	Att	TD	Avg	Opp
--------	-----	-----	----	-----	-----

TOP RECEIVING PERFORMANCES (100+ YDS OR 2+ TDS OR 6 RCPTS.)

Receiver	Yds	No	TD	Long	Opp
Jonathan Adams	93	6	1	38	MICH (03-30-25)



Memphis Showboats 2025 Season Stats  
Big Plays  
(As of Mar 31, 2025)



MEMPHIS SHOWBOATS BIG PLAY DIFFERENTIAL

Date	Opponent	Result	Memphis Showboats					Opponents					Diff
			Tot Plys	Big Rush	Big Pass	Big Plays	BP%	Tot Plys	Big Rush	Big Pass	Big Plays	BP%	
03-30-25	Michigan Panthers	L 12-26	55	0	0	0	0.0	58	0	0	0	0.0	0
Totals			55	1	4	5	9.1	58	3	3	6	10.3	-1

MEMPHIS SHOWBOATS TOXIC DIFFERENTIAL

Date	Opponent	Result	Memphis Showboats		Opponents		Turnover	Big Play	Toxic
			Takeaways	Big Plays	Takeaways	Big Plays	Diff	Diff	Differential
03-30-25	Michigan Panthers	L 12-26	0	0	2	0	-2	0	-2
Totals			0	5	2	6	-2	-1	-3



Memphis Showboats 2025 Season Stats  
Drive and Stuffed Run Stats  
(As of Mar 31, 2025)



				STUFFED RUSH PERCENTAGE					
				Memphis Showboats			Opponents		
Date	Opponent			Stuffed	Attempts	Stuffed%	Stuffs	Attempts	Stuffed%
03-30-25	Michigan Panthers	L	12-26	4	24	16.7	7	32	21.9
Total				24	4	16.7	32	7	21.9

MEMPHIS SHOWBOATS DRIVE STATS									
Date	Opponent	Drives	Scoring (TD/FG)	3andOut	5+ min	10+ play	75+ yds	OppTerr	AvgStart
03-30-25	Michigan Panthers	10	3 (1/2)	3	2	2	0	0	25
Totals		10	3 (1/2)	3	2	2	0	0	25
Percentages			30.0% (10.0% / 20.0%)	30.0%	20.0%	20.0%	0.0%	0.0%	

OPPONENT DRIVE STATS									
Date	Opponent	Drives	Scoring (TD/FG)	3andOut	5+ min	10+ play	75+ yds	OppTerr	AvgStart
03-30-25	Michigan Panthers	9	4 (2/2)	2	2	2	0	3	46
Totals		9	4 (2/2)	2	2	2	0	3	46
Percentages			44.4% (22.2% / 22.2%)	22.2%	22.2%	22.2%	0.0%	33.3%	

