



SAN ANTONIO BRAHMAS



GAME 6



SAN ANTONIO BRAHMAS AT
BIRMINGHAM STALLIONS

SUNDAY • MAY 4, 2025 • 3 P.M. CT •
FOX



(1-4, 1-2 XFL)

PROTECTIVE STADIUM
BIRMINGHAM, ALABAMA

(3-2, 2-1 USFL)

HEAD COACH SKIP HOLTZ
UFL Record, Experience 34-5, 3rd Season
USFL/XFL Record 34-5, 3rd Season
Career Record 32-4

INTERIM HEAD COACH PAYTON PARDEE
UFL Record, Experience 1-1, 1st Season
XFL/UFL Career Record 1-1, 1st Season
Career Record 1-1, 1st Season

SERIES NOTES

- San Antonio and Birmingham play for the third time with a 1-1 series tie.
- San Antonio handed Birmingham it's first loss in three seasons in 2024 in the Alamodome, 18-9.
- The Brahmas lost last season's UFL Championship game to Birmingham, 25-0.

BRAHMAS TRAVEL TO BIRMINGHAM SEEKING BOUNCE BACK

The San Antonio Brahmas hit the road for a critical Week 6 clash against the defending UFL Champion Birmingham Stallions. After a tough 27-3 home opener loss to the Houston Roughnecks, San Antonio is looking to regroup in their third and final outdoor game of the regular season. The Brahmas dropped to 1-4 on the year and will aim to snap Birmingham's six-game winning streak at Protective Stadium.

IT'S A PARDEE NOW

- San Antonio Brahmas Interim Head Coach Payton Pardee made his debut at the helm April 20 against the D.C. Defenders and led the Brahmas to a 24-18 over a previously undefeated Defenders team. Pardee, who was elevated to offensive coordinator prior to the game against Michigan, served as special teams coordinator and wide receivers coach for Wade Phillips in 2023 and 2024. At 28, he's the youngest head coach for a professional football team.
- Pardee was named one of 25 finalists out of nearly 1,000 applicants for the 2025 Tampa Bay Buccaneers National Coaching Academy this week.
- Pardee led the Brahmas to a season-high in total offense (257 yards) against the Michigan Panthers in his first game as OC. Against D.C., San Antonio had a season-high in third down conversions (5-of-10), rushing touchdowns and points scored. He has coached one of the top special teams units and receiving corps in Legacy XFL and the UFL the last two seasons.
- Pardee is the grandson of the late great Jack Pardee, who served as NFL head coach for the Chicago Bears and Houston Oilers and earned All-American honors at Texas A&M while being one of the famed Junction Boys, the 1954 Texas A&M preseason camp held in Junction, Texas, held by the great Paul "Bear" Bryant. His younger brother, Luke, is the quarterbacks coach at Incarnate Word in San Antonio.

LAST TIME AGAINST THE STALLIONS

San Antonio was shut out for the first time in franchise history as the Brahmas (7-3) fell to the Birmingham Stallions (9-1), 25-0, in the 2024 UFL Championship game at The Dome at America's Center in St. Louis.

- San Antonio QBs Chase Garbers and Quinten Dornady combined for 174 yards on 24 completions, but the offense was unable to finish drives and committed three turnovers in the loss.
- The Brahmas' best scoring opportunity came late in the second quarter when wide receiver Calvin Turner caught a 17-yard pass to move San Antonio into Birmingham territory, but he fumbled on the following play. Turner finished the day with a team-high 49 receiving yards on five catches.
- Anthony McFarland Jr. led San Antonio in all-purpose yards, posting 70 yards on 15 touches including 32 rushing yards and a team-best six receptions.
- Punter Brad Wing continued his elite form, averaging 47.3 yards on six punts with four downed inside the 20-yard line.
- The Brahmas defense held the Stallions to just 98 passing yards and forced a fumble in the second quarter that was recovered by linebacker Jordan Williams. Teez Tabor led all defenders with 10 tackles.
- Birmingham quarterback Adrian Martinez rushed for two touchdowns and added another through the air as part of a 210-yard rushing day for the Stallions offense.
- Despite the final score, San Antonio's defense stood tall on multiple drives and limited Birmingham to a

SAN ANTONIO BRAHMAS COMMUNICATIONS



Kerwin Lonzo
Director of Team Communications, Media Relations
Kerwin.Lonzo@uflbrahmas.com
850-544-4630

For additional information please visit
the UFL Media Portal
<https://media.theufl.com/>
Password: UFLMedia!2025

Brahmas Direct Media Portal Page
<https://www.theufl.com/san-antonio-media-portal>

2025 SCHEDULE (1-4, 1-2 XFL)

1		ARLINGTON RENEGADES AT CHOCTAW STADIUM	FOX
		Saturday, March 29, 2025 3 P.M. CT L, 33-9	
2		ST. LOUIS BATTLEHAWKS AT DOME AT AMERICA'S CENTER	FS1
		Sunday, April 6, 2025 5:30 P.M. CT L, 26-9	
3		MICHIGAN PANTHERS AT FORD FIELD	abc
		Sunday, April 13, 2025 11 A.M. CT L, 26-23	
4		D.C. DEFENDERS AT AUDI FIELD	FOX
		Sunday, April 20, 2025 4 P.M. CT W, 24-18	
5		HOUSTON ROUGHNECKS AT ALAMODOME	ESPN
		Sunday, April 27, 2025 2 P.M. CT L, 27-3	
6		BIRMINGHAM STALLIONS AT PROTECTIVE STADIUM	FOX
		Sunday, May 4, 2025 3 P.M. CT	
7		D.C. DEFENDERS AT ALAMODOME	FOX
		Friday, May 9, 2025 7 P.M. CT	
8		MEMPHIS SHOWBOATS AT ALAMODOME	FOX
		Friday, May 16, 2025 7 P.M. CT	
9		ST. LOUIS BATTLEHAWKS AT DOME AT AMERICA'S CENTER	FOX
		Friday, May 23, 2025 7 P.M. CT	
10		ARLINGTON RENEGADES AT ALAMODOME	abc
		Sunday, June 1, 2025 11 A.M. CT	



BROADCAST BOX

ROY PHILPOTT | Play-by-Play
RODDY JONES | Analyst
COLE CUBELIC | Sideline
MORGAN UBER | Sideline



SAN ANTONIO BRAHMAS BY THE NUMBERS

3	4.7	40	44	83	572	679
Number of punts downed inside the 20 by P Brad Wing in the win over the Defenders which was a season high	Rushing Yards per carry for the Brahmas which leads the UFL	Number of total tackles for LB Jordan Williams on the season which ranks fourth in the UFL	Number of total tackles for LB Tavante Beckett on the season which ranks second in the UFL	Punt return yards by Mathew Sexton for a TD in the win over D.C. which is the longest in the UFL in 2025	Total all-purpose yards by the Brahmas RB Anthony McFarland Jr., which ranks second in the UFL	Yards of total offense by Kellen Mond, which is fifth in the UFL

- 4-of-11 mark on third down.
- Week 9 match-up, the Brahmas (7-2) used a pressuring defense and quarterback Chase Garbers made his return as San Antonio snapped the Birmingham Stallions (8-1) 15-game win streak, 18-9.
 - San Antonio's two-headed tandem at running back Anthony McFarland Jr. and Morgan Ellison sparked the offense. McFarland recorded his second consecutive game with 100+ all-purpose yards, and Ellison scored his first two touchdowns of the season.
 - McFarland Jr. was the team's leading rusher with 82 yards on 15 attempts. Martinez was the leading rusher for the Stallions with 56 yards on five attempts.
 - Kirklin recorded four receptions for 66 yards and one touchdown. McFarland Jr. tallied six catches for 34 yards.

WADE TAKES A BREAK

United Football League President & CEO Russ Brandon and Executive Vice President of Football Operations Daryl Johnston announced Wade Phillips, head coach of the defending XFL Conference Champion San Antonio Brahmas informed them that he will be taking a leave of absence from the team for personal reasons on Wednesday April 16.

- Phillips entered his 56th season of coaching in 2025.
- Phillips is just two wins shy of his 100th career victory. He led the Brahmas to a XFL Conference Championship in 2024 and a berth in the inaugural UFL Championship
- Phillips has a 98-79 (.554) career record going 14-8 in two seasons in the XFL and UFL with a 1-2 postseason record.
- Phillips led the 2023 XFL Houston Roughnecks to the No. 1 seed and XFL South Division Championship. His NFL career record is 82-64 overall and 1-5 in the postseason having served as a head coach for the New Orleans Saints, Denver Broncos, Buffalo Bills, Atlanta Falcons, Dallas Cowboys and Houston Texans. Counting head coaching jobs as well as interim stints, Phillips has served as head coach for more teams (six) than any other person in NFL history.

DUAL-THREAT UNDER CENTER

Quarterback Jarrett Guarantano gave the San Antonio offense a spark with his mobility in Week 5 against Houston. He led all Brahmas quarterbacks with 24 rushing yards on three carries, including a 16-yard run– the team's second-longest play from scrimmage. Though limited in the passing game, Guarantano completed 6-of-15 passes for 29 yards and added several first downs with his legs.

- Guarantano's 16-yard scramble was one of San Antonio's three rushing plays of 10+ yards in the game.
- He connected with four different receivers, including a 9-yard pass to Jashaun Corbin and a 5-yard completion to Jontre Kirklin late in the fourth quarter.
- Guarantano also orchestrated San Antonio's lone scoring drive of the game, setting up a 33-yard field goal with a pair of short runs inside the red zone.

ALL-PURPOSE ANT

Running back Anthony McFarland Jr. continues to be a key all-around threat for San Antonio, adding 75 all-purpose yards in Week 5 against Houston. He totaled 40 rushing yards on six carries (6.7 avg) and added 35 yards on a kickoff return. McFarland now has six 100+ all-purpose yard games in his last ten UFL contests, and has proven to be one of the league's most dynamic playmakers both out of the backfield and on special teams.

- McFarland had 69 all-purpose yards at D.C. in Week 4 (55 rushing, 14 receiving).
- He totaled 75 all-purpose yards at Michigan in Week 3 (54 rushing, 21 receiving).
- He recorded a career-best 187 all-purpose yards at St. Louis in Week 2 (55 rushing, 134 kickoff return).
- In Week 1 vs. Arlington, he had 166 all-purpose yards (128 kickoff return, 32 rushing, 6 receiving).
- McFarland had 136 all-purpose yards in the Week 8 win against Arlington (118 receiving, 18 rushing).
- He had 116 all-purpose yards in the Week 9 win against Birmingham (82 rushing, 34 receiving).
- He added 119 all-purpose yards in the XFL Conference Championship at St. Louis (115 rushing, 4 receiving).

VERSATILE PLAYMAKER

Safety Jordan Mosley played a key role on the back end for San Antonio's defense, finishing with 8 total tackles (4 solo, 4 assisted) and a pass breakup in Week 5.

- Mosley was involved in limiting several short passes and made a key stop on third down in the red zone.
- He now has at least 7 tackles in two of his last three games.
- Mosley's pass deflection came on a crucial red zone third down in the first quarter, holding Houston to a field goal.



Linebackers Jordan Williams and Tavante Beckett converge on a tackle against the Houston Roughnecks. Beckett ranks second in the UFL with 44 tackles while Williams is fourth with 40 tackles.



WR Mathew Sexton returned a punt 83-yards for the Brahmas in the win over the Defenders. Sexton was named UFL Special Teams Player of the Week after Week 4.

WILLIAMS STAYS CONSISTENT

Linebacker Jordan Williams anchored the San Antonio defense once again, posting a team-high 9 total tackles (8 solo) in Week 5 against Houston. Williams was active sideline to sideline, helping slow the Houston rushing attack and cleaning up multiple plays downfield.

- Williams has recorded at least 8 tackles in back-to-back games.
- He made stops on Houston's opening field goal drive and later halted a red zone inside the 5-yard line.
- His eight solo tackles were a game-high among all defenders.

DEFENSE STAYS ACTIVE

The Brahmas defense once again found themselves on the field often, logging 70 total tackles. Linebacker Jordan Williams paced the unit with nine tackles, followed by safeties Jordan Mosley and Tavante Beckett with eight each. Defensive lineman Kobe Jones forced a fumble and added a sack. The defense registered six tackles for loss and limited Houston to just two red-zone scores on four attempts, but couldn't overcome the offense's turnovers.



GETTING PRESSURE

Defensive end Kobe Jones made his presence felt on the line of scrimmage, notching 1.0 sack and 1 tackle for loss in the game.

- Jones sacked Houston QB Jalan McClendon for a 4-yard loss in the first quarter.
- He added pressure throughout the afternoon, helping disrupt timing in Houston's backfield.
- The sack was his first of the season.

STREAKS AND STATS TO WATCH

- San Antonio is 5-6 all-time in the Alamodome after last week's loss.
- The Brahmas are 0-3 this season when turning the ball over multiple times.
- San Antonio has committed at least eight penalties in each of the last two games.
- Defensive back Jalen Elliott recorded his first interception of 2025.
- WR Jontre Kirklin continues to lead the team in receptions (18) and now has 41 return yards on special teams in 2025.

DE LA HAYE DEESTROYING DEBUT PART II

Kicker Donald De La Haye's much anticipated return for the Brahmas in the 2025 season opener didn't disappoint. He booted a 39-yard field goal in the second quarter for his first made field goal since high school. De La Haye, also known as "Deestroying" online, finished the game 1-for-2 on his attempts, as he pushed a 56-yard attempt wide left in the third quarter. He made a 31-yard field goal at St. Louis and is 2-of-3 in FG attempts this season. He's averaging 65.5 yards on four kickoffs.

- De La Haye's debut on the football field in 2024 resulted in eight kickoffs for 546 yards, which was a 68.3 yard average. Kicking off from the 20-yard line, his kickoffs landed at the D.C. 2-yard line, 15-yard line, end zone, 7-yard line and 5-yard line in the season opener. He suffered a season-ending injury in week 2 at the Memphis Showboats.
- De La Haye re-signed with the Brahmas on Oct. 29, 2024. Fans were excited for his return as the post on instagram garnered 33.4 K likes which was the most engaged post ever for the Brahmas.
- De La Haye, who is known as YouTuber "Deestroying" has amassed a following of 6.13+ million followers on the platform.
- De La Haye and Brahmas punter Brad Wing have teamed up this offseason for the "Kickin It with Dee" podcast presented by Sleeper which launched on Sept. 25.

KEY RETURNERS AND MISSING PIECES

San Antonio was without key offensive contributors in the Week 5 matchup against Houston. Running back John Lovett, who led the UFL in rushing yards per game in 2024, missed the contest due to injury. Lovett set a UFL single-game rushing record with 153 rushing yards at D.C. last season and finished fourth in total rushing yards (422) while tying for second in rushing touchdowns (5).

- Kicker Donald De La Haye, also known as the viral sensation "Deestroying," was inactive for the second consecutive game. De La Haye made his return in the 2025 season opener after missing most of 2024 with an injury.
- In De La Haye's absence, Tristan Vizcaino handled kicking duties and is now 2-for-2 on field goal attempts this season, including a 33-yard make against Houston.

NEW FACES TO WATCH

San Antonio General Manager Marc Lillibridge put together a conference championship winning team in his first season with the Brahmas. Lillibridge's additions for the 2025 might be just as good as 2024. The Brahmas welcome a couple of Super Bowl Champions and a few high round draft picks in 2025 in CB Greedy Williams, WR Jacob Harris, WR Greg Ward Jr. and QB Kellen Mond.

- Mond, a San Antonio native and Texas A&M Alum, is one of three SEC quarterbacks, along with Tim Tebow and Dak Prescott, to record over 9,000 career passing yards with 1,500 rushing yards. He's a former third round pick of the Minnesota Vikings
- Ward Jr. won a Super Bowl with the Philadelphia Eagles (LII) and is a familiar face to San Antonio football playing for the AAF's San Antonio Commanders in the spring of 2019. He played collegiately at Houston which is also alma mater of HC Wade Phillips, SC/WR Coach Payton Pardee and WR Marquez Stevenson.
- Harris is a former 4th round pick of the Los Angeles Rams out of UCF and is a Super Bowl LVI Champion with the Los Angeles Rams
- Williams is a former second round pick of the Cleveland Browns out of LSU where he was a consensus All-American and two-time first team SEC selection. He is nicknamed "Greedy" by his aunt, who called him "Greedy-Deedee" after babysitting him as an infant. He is one of only two freshman All-Americans in LSU history - other is fellow Brahmas teammate, Punter Brad Wing.

ROAD TO RECOVERY

The Week 6 showdown in Birmingham begins a three-game stretch that could define San Antonio's postseason hopes. The Brahmas return home in Week 7 to host the St. Louis Battlehawks before facing Michigan in Week 8. Winning at least two of the next three is likely necessary to stay in UFL playoff contention.

COLLEGE BRAHMAS

San Antonio is just down I-10 West from the state of Louisiana and the city of Baton Rouge and the Brahmas might give Louisiana a reason to cheer for them this season. Five former LSU Tigers earned spots on the 2025 San Antonio Brahmas initial roster led by returners WR Jontre' Kirklin and P Brad Wing who both were key members for the Brahmas in 2024. San Antonio added former Tigers CB Greedy Williams, WR Racey McMath and DL Rashard Lawrence this offseason. Williams was waived on April 8.

- Kirklin, McMath and Lawrence were all member of the 2019 LSU National Championship team.
- Wing starred for the Tigers from 2011-2012 where he earned First Team All-American honors as freshman in 2011 and was a Ray Guy Award Semifinalist. His 44.6 career average ranks first in school history.
- The LSU foursome isn't the only college represented well on the 2025 Brahmas. Four former Baylor Bears are also on the roster: DB Henry Black, C Sam Tecklenburg, LB Jordan Williams, RB John Lovett (who began his career at Baylor before transferring to Penn State). San Antonio also has two alums from Notre Dame (DB Jalen Elliott, TE Alize Mack); two Florida State alums (OL Derrick Kelly II, RB Jashaun Corbin); two UCF alums (K Donald De La Haye, WR Jacob Harris); two Mississippi State alums (OL Greg Eiland, OLB Kobe Jones); two Maryland alums (RB Anthony McFarland Jr., DB Jordan Mosley); two Washington State Cougars (QB Jarrett Guarantano, DB Derek Langford Jr.)
- Six Houston Cougar alums feature Head Coach Wade Phillips, WR Greg Ward Jr., WR Marquez Stevenson and Interim Head Coach Payton Pardee who was a walk-on receiver. San Antonio recently added OLB Nelson Ceaser.

MY CAPTAIN MY CAPTAINS

The Brahmas announced their 2025 season captains after a vote by the team. Serving as captains for the 2025 season are: QB Kellen Mond, C Sam Tecklenburg, TE Alize Mack, P Brad Wing, LB Tavante Beckett and DL Caevon Patton.

- Wing has been named captain for the third straight season going back to XFL 2023.
- Mack and Beckett have been selected captains for the second straight season.

DOMESWEET DOME

San Antonio's dome stretch ended last week as the Brahmas hosted Houston at the Alamodome in Week 5. After playing three of their first five games indoors, the Brahmas now head outdoors for their Week 6 matchup at Birmingham's Protective Stadium. San Antonio is slated to play seven of 10 games indoors this season, with only three outdoor games scheduled: at Arlington (3/31), D.C. (4/20), and Birmingham (5/4). In 2024, San Antonio played eight games indoors— six in the regular season and two in the postseason— and finished 5–3 overall, including a 4–1 record at the Alamodome and 1–2 mark at the Dome at America's Center.





2025 STANDINGS

XFL	OVERALL RECORD	VS. XFL	VS. USFL	HOME	ROAD	PF	PA
1. D.C. Defenders	4-1	2-1	2-0	2-1	2-0	117	95
2. Arlington Renegades	3-2	2-1	0-2	3-1	0-1	116	80
3. St. Louis Battlehawks	3-2	1-2	2-0	2-1	1-1	119	99
4. San Antonio Brahmas	1-4	1-2	0-2	0-1	1-3	68	130

USFL	OVERALL RECORD	VS. XFL	VS. USFL	HOME	ROAD	PF	PA
1. Birmingham Stallions	3-2	2-0	2-1	1-1	2-1	85	79
2. Michigan Panthers	3-2	1-1	2-1	2-1	1-1	118	97
3. Houston Roughnecks	2-3	1-2	1-1	0-2	2-1	76	85
4. Memphis Showboats	1-4	0-1	1-3	0-2	1-2	74	108

INDIVIDUAL GAME HIGHS

STAT	TOT	PLAYER
Passing Yards	159	Kellen Mond, at Arlington (3/29)
Passing Touchdowns	1	Kellen Mond, at Michigan (4/13)
	1	Kellen Mond, at D.C. (4/20)
Rushing Yards	55	Anthony McFarland Jr., at St. Louis (4/6)
	55	Anthony McFarland Jr., at D.C. (4/20)
Rushing Touchdowns	2	Aidan Robbins, at D.C. (4/20)
Receiving Yards	69	Jacob Harris, at St. Louis (4/6)
Receiving Touchdowns	1	Anthony McFarland Jr., at Michigan (4/13)
	1	Greg Ward, at D.C. (4/20)
Rushing Attempts	14	Anthony McFarland Jr., at D.C. (4/20)
Yards Per Carry	9.2	Anthony McFarland Jr., at St. Louis (4/6)
Receptions	5	Jontre' Kirklin, at Michigan (4/13)
Longest Rush	31	Anthony McFarland Jr., at Arlington (3/29)
Longest Reception	30	Jacob Harris (three times)
Sacks	1	Kobe Jones, at St. Louis (4/6)
	1	Prince Emili, at D.C. (4/20)
Tackles	14	Tavante Beckett, at D.C. (4/20)
Tackles for Loss	3	Rashard Lawrence, at D.C. (4/20)
Made Field Goals	3	Donald De La Haye, at Michigan (4/13)
Longest Field Goal	55	Donald De La Haye, at Michigan (4/13)
Longest Punt	69	Brad Wing, at Arlington (3/29)
Longest Kick Return	37	Jontre' Kirklin, at St. Louis (4/6)
Longest Punt Return	83	Mathew Sexton, at D.C. (4/20)



WEEK 5 DEPTH CHART

BRAHMAS OFFENSE			
WR	13 Jontre' Kirklin	87 Mathew Sexton	27 Aidan Robbins
TE	88 Alize Mack	85 Steven Stilianos	
LT	66 Willie Tyler III		
LG	67 Aaron Monteiro		
C	71 Sam Tecklenburg	73 Vitaliy Gurman	
RG	55 Greg Eiland	74 Derrick Kelly II	
RT	68 Zuri Henry		
QB	12 Kellen Mond	18 Jarrett Guarantano	
RB	41 Anthony McFarland Jr.	6 Jashaun Corbin	
WR	17 Greg Ward Jr.	5 Marquez Stevenson	
WR	16 Jacob Harris		
BRAHMAS DEFENSE			
OLB	52 Kobe Jones	96 Nelson Ceaser	19 David Anenih
DE	98 Prince Emili		
DT	92 Rashard Lawrence		
DE	99 Caeveon Patton	93 Jacob Sykes	
OLB	97 Garrett Nelson	47 Lonnie Phelps	
ILB	1 Tavante Beckett		21 William Hooper
ILB	15 Jordan Williams		
CB	22 Chris Steele	28 Corey Mayfield Jr.	
FS	25 Jalen Elliott		
SS	23 Jordan Mosley	32 Henry Black	
CB	2 Darius Phillips	28 Corey Mayfield Jr.	
BRAHMAS SPECIAL TEAMS			
K	14 Tristan Vizcaino		41 Anthony McFarland Jr.
P	9 Brad Wing		
H	9 Brad Wing		
PR	87 Mathew Sexton	5 Marquez Stevenson	
KR	13 Jontre Kirklin	17 Greg Ward Jr.	
LS	46 Cameron Lyons		

COACHING STAFF FIELD LOCATIONS

Payton Pardee, Interim Head Coach/OC Field
Will Reed, Defensive CoordinatorPress Box
Jack Welch, Asst. Special Teams/TE's Field
Jesse Thompson, Special Teams/RBs Field
Josh Jones, Defensive Backs..... Field
Derrick Berry, Linebackers Field
Chris Achuff, Defensive Line Field
Marvin Williams, Offensive Line Field
Cody Latimer, Wide ReceiversPress Box

TRANSACTIONS (IN-SEASON)

WR RaShaun Henry Injury Reserve (3/19)
QB Mike Hohensee Jr..... Signed (3/29)
TE Izaiah GathingsWaived (3/31)
QB Mike Hohensee Jr.....Waived (4/1)
TE Steven Stilianos Signed (4/1)
CB Greedy WilliamsWaived (4/8)
DL Toby Ndukwe.....Waived (4/8)
DL Matt Gotel Signed (4/9)
DB Derek Langford Jr. Signed (4/9)
RB Aidan Robbins Signed (4/15)
OLB Nelson Ceaser..... Signed (4/15)
OLB Rashod BerryWaived (4/15)
K Tristan Vizcaino..... Signed (4/16)
OLB David Anenih Signed (4/17)
RB John Lovett Injury Reserve (4/17)
WR Kawaan BakerWaived (4/22)
K Donald De La Haye... Added Suspended List (4/22)
WR Rashaun Henry..... Added from IR (4/23)
ILB Nate Wieland..... Added to IR (4/28)
DL Ikenna Enechukwu..... Traded to ARL (4/28)
ILB Storey Jackson..... Acquired from ARL (4/28)
ILB Tariq CarpenterWaived (4/29)
ILB Paul Moala Signed (4/30)
DL Isaiah Buggs Signed (4/30)

BRAHMAS GAME-BY-GAME START CHART

OFFENSE											
Game	QB	RB	WR	TE	LT	LG	C	RG	RT	WR	WR
3/29 at ARL	Mond	Lovett	Kirklin	Mack	Tyler III	Monteiro	Tecklenburg	Filiaga	Henry	Ward Jr.	Harris
4/6 at STL	Mond	Corbin	Kirklin	Mack	TylerIII	Monteiro	Tecklenburg	Kelly II	Henry	Ward Jr.	Harris
4/13 at MICH	Mond	McFarland Jr.	Kirklin	Mack	Tyler III	Kelly II	Tecklenburg	Monteiro	Henry	Ward Jr.	Sexton
4/20 at D.C.	Mond	McFarland Jr.	Kirklin	Mack	Tyler III	Eiland	Tecklenburg	Monteiro	Henry	Ward Jr.	Harris
4/27 vs. HOU	Mond	McFarland Jr.	Kirklin	Mack	Tyler III		Tecklenburg	Monteiro	Henry	Ward Jr.	Harris
5/4 at BHM											
5/9 vs. MEM											
5/16 vs. D.C.											
5/23 at STL											
6/1 vs. ARL											
DEFENSE											
Game	OLB	DE	DT	DE/Nick*	OLB	ILB	ILB	CB	CB	FS	SS
3/29 at ARL	Nelson	Patton	Emili	Mayfield Jr.	Jones	Beckett	J. Williams	G. Williams	Phillips	Elliott	Mosley
4/6 at STL	Phelps	Patton	Sykes	Mayfield Jr.	Jones	Beckett	J. Williams	Steele	Phillips	Elliott	Mosley
4/13 at MICH	Nelson	Patton	Sykes	Lawrence	Jones	Beckett	J. Williams	Steele	Keyes	Elliott	Mosley
4/20 at D.C.	Nelson	Patton	Sykes	Lawrence	Jones	Beckett	J. Williams	Langford	Phillips	Elliott	Mosley
4/27 vs. HOU	Phelps	Patton	Emili	Steele	Jones	Beckett	J. Williams	Langford	Phillips	Elliot	Mosley
5/4 at BHM											
5/9 vs. MEM											
5/16 vs. D.C.											
5/23 at STL											
6/1 vs. ARL											



SAN ANTONIO BRAHMAS NUMERICAL ROSTER

NO.	NAME	POS.	HT.	WT.	AGE	LAST COLLEGE	HOMETOWN
1	Tavante Beckett	ILB	5-10	208	26	Marshall	Chesapeake, Va.
2	Darius Phillips	DB	5-10	185	28	Western Michigan	Detroit, Mich.
3	BoPete Keyes	DB	6-1	195	27	Tulane	Laurel, Miss.
5	Marquez Stevenson	WR	5-10	188	26	Houston	Shreveport, La.
6	Jashaun Corbin	RB	5-11	224	24	Florida State	Rockledge, Fla.
7	John Lovett	RB	5-11	223	25	Penn State	Burlington City, N.J.
8	Kevin Hogan	QB	6-3	216	32	Stanford	McLean, Va.
9	Brad Wing	P	6-3	215	34	LSU	Melbourne, Australia
10	Justin Smith	WR	6-2	178	26	Norfolk State	Richmond, Va.
11	Donald De La Haye	PK	5-9	189	28	Central Florida	Port St. Lucie, Fla.
12	Kellen Mond	QB	6-3	216	25	Texas A & M	San Antonio, Texas
13	Jontre Kirklín	WR	5-11	182	26	LSU	Lutcher, La.
14	Tristan Vizcaino	K	6-2	208	28	Washington	Chino Hills, Calif.
15	Jordan Williams	ILB	6-0	234	27	Baylor	Paris, Texas
16	Jacob Harris	WR	6-5	222	27	UCF	Palm Harbor, Fla.
17	Greg Ward Jr.	WR	5-11	197	29	Houston	Tyler, Texas
18	Jarrett Guarantano	QB	6-3	217	27	Washington State	Lodi, N.J.
19	David Anenih	OLB	6-2	245	25	Houston	Arlington, Texas
20	Storey Jackson	ILB	6-2	224	27	Liberty	Kansas City, Kan.
21	William Hooper	DB	5-10	192	25	Northwestern State	Montgomery, Ala.
22	Chris Steele	DB	6-0	184	26	USC	Bellflower, Calif.
23	Jordan Mosley	DB	6-0	207	24	Maryland	Mobile, Ala.
24	Derrick Langford	DB	6-1	203	25	Washington State	Berkeley, Calif.
25	Jalen Elliott	DB	6-0	218	26	Notre Dame	Richmond, Va.
27	Aidan Robbins	RB	6-3	230	24	BYU	Louisville, Ky.
28	Corey Mayfield Jr	DB	5-10	200	25	UTSA	Forney, Texas
31	Nate Wieland	ILB	6-1	220	26	Grand View	Iowa City, Iowa
32	Henry Black	DB	6-1	205	28	Baylor	Shreveport, La.
41	Anthony McFarland Jr.	RB	5-8	195	27	Maryland	Hyattsville, Md.
43	Paul Moala	ILB	6-0	230	25	Georgia Tech	Mishawaka, Ind.
46	Cameron Lyons	LS	6-0	238	26	Charlotte	Morgantown, W Va.
47	Lonnie Phelps	OLB	6-2	241	24	Kansas	Cincinnati, Ohio
52	Kobe Jones	OLB	6-3	259	26	Mississippi State	Starkville, Miss.
53	Isaiah Buggs	DL	6-3	299	28	Alabama	Ruston, La.
55	Greg Eiland	OL	6-8	340	27	Mississippi State	Philadelphia, Miss.
66	Willie Tyler III	OL	6-6	323	25	Louisville	Racine, Wis.
67	Aaron Monteiro	OL	6-6	339	27	Boston College	Brockton, Mass.
68	Zuri Henry	OL	6-6	321	24	UTEP	Dallas, Texas
71	Sam Tecklenburg	OL	6-4	316	28	Baylor	Plano, Texas
73	Vitaliy Gurman	OL	6-3	330	26	Toledo	Rochester, N.Y.
74	Derrick Kelly II	OL	6-5	338	29	Florida State	Gretna, Fla.
77	Chuck Filiaga	OL	6-6	340	27	Minnesota	Aledo, Texas
81	Rashaun Henry	WR	6-3	197	27	Virginia	Killeen, Texas
85	Steven Stilianos	TE	6-5	264	25	Iowa	Hayes, Va.
87	Mathew Sexton	WR	5-11	186	27	Eastern Michigan	Clinton, Mich.
88	Alizé Mack	TE	6-4	269	27	Notre Dame	Las Vegas, Nev.
90	Matt Gotel	DL	6-2	341	26	West Florida	Tacoma, Wash.
92	Rashard Lawrence	DL	6-2	312	92	LSU	Monroe, La.
93	Jacob Sykes	DL	6-3	291	25	UCLA	Kansas City, Mo.
96	Nelson Ceasar	OLB	6-3	253	23	Houston	Missouri City, Texas
97	Garrett Nelson	OLB	6-3	246	25	Nebraska	Scottsbluff, Neb.
98	Prince Emili	DL	6-1	310	26	Penn	New York, N.Y.
99	Caeveon Patton	DL	6-1	290	26	Texas State	State Cuero, Texas

PRONUNCIATION GUIDE - [AUDIO GUIDE](#)

David Anenih.....	uh-Ninny
Tavante Beckett.....	tah-VON-tay
Jashaun Corbin.....	JAY-shawn
Donald De La Haye.....	Dell-la-hay
Greg Eiland.....	EYE-land
Prince Emili.....	AH-mee-lee
Chuck Filiaga.....	FEEL-lee-ah-gah
Matt Gotel.....	GO-tell
Jarrett Guarantano.....	Gare-ann-tan-o
Vitaliy Gurman.....	GURR-mahn
Zuri Henry.....	zur-EE
Jontre Kirklín.....	JOHN-tray
Alize Mack.....	AL-luh-zay
Aaron Monteiro.....	MUN-tare-oh
Caeveon Patton.....	SAY-vee-uhn
Steven Stilianos.....	STILL-lee-ahn-os
Tristan Vizcaino.....	Viz-KAY-no
Nate Wieland.....	WEE-land

ALPHABETICAL ROSTER

NO.	NAME	POS.
19	David Anenih	OLB
1	Tavante Beckett	ILB
32	Henry Black	DB
53	Isaiah Buggs	DL
6	Jashaun Corbin	RB
11	Donald De La Haye	PK
55	Greg Eiland	OL
25	Jalen Elliott	DB
98	Prince Emili	DL
77	Chuck Filiaga	OL
18	Jarrett Guarantano	QB
73	Vitaliy Gurman	OL
16	Jacob Harris	WR
81	Rashaun Henry	WR
68	Zuri Henry	OL
8	Kevin Hogan	QB
21	William Hooper	DB
20	Storey Jackson	ILB
52	Kobe Jones	OLB
74	Derrick Kelly II	OL
3	BoPete Keyes	DB
13	Jontre Kirklín	WR
24	Derrick Langford	DB
92	Rashard Lawrence	DL
7	John Lovett	RB
46	Cameron Lyons	LS
88	Alizé Mack	TE
43	Paul Moala	ILB
28	Corey Mayfield Jr	DB
41	Anthony McFarland Jr.	RB
80	Racey McMath	WR
12	Kellen Mond	QB
67	Aaron Monteiro	OL
23	Jordan Mosley	DB
97	Garrett Nelson	OLB
99	Caeveon Patton	DL
47	Lonnie Phelps	OLB
2	Darius Phillips	DB
87	Mathew Sexton	WR
10	Justin Smith	WR
22	Chris Steele	DB
5	Marquez Stevenson	WR
85	Steven Stilianos	TE
93	Jacob Sykes	DL
71	Sam Tecklenburg	OL
66	Willie Tyler III	OL
17	Greg Ward Jr.	WR
31	Nate Wieland	ILB
15	Jordan Williams	ILB
9	Brad Wing	P



HOME OF THE BRAHMAS: THE ALAMODOME

The Alamodome opened on May 15, 1993, at a cost of approximately \$186 million. It is owned and operated by the City of San Antonio.

The Alamodome boasts a capacity of 64,000 for football games, but the dome's flexibility and retractable seating features make it expendable to accommodate up to roughly 72,000 spectators.

The Alamodome is the home stadium to San Antonio Brahmas and the UTSA Roadrunners Football team. In 2011, UTSA started its inaugural season playing its first-ever game against Northeastern State on September 3, 2011. With attendance of 56,743, UTSA set a record for the highest-attended game for an NCAA Division I FBS start-up program.

The Valero Alamo Bowl has been played at the Alamodome every year since its inception in 1993.

Located in downtown San Antonio, the Alamodome is a five-minute walk from the River Walk and its 11,000 hotel rooms. Unique in its design and versatility, the Alamodome has a cable-suspended roof, a retractable seating system and a flexible floor grid.

In 2017, the Alamodome underwent a \$60 million renovation for technology upgrades such as new HD videowalls and LED ribbon boards, as well as expanded lower level concourses with upgraded concession areas.

The Alamodome is a frequent home for NCAA events, most recently hosting the 2021 NCAA Women's Final Four as well as the 2018 NCAA Men's Final Four that hosted over 135,000 attendees.

The Alamodome is slated to host the NCAA Men's Final Four once again in 2025 and the NCAA Women's Final Four in 2029.

In 2023, the Alamodome will undergo another round of renovations that will include the addition of 18 suites, the replacement of elevators and escalators, and new finishes to the upper level. The existing 52 suites, as well as the club level corridors will also receive upgrades.

UFL RULES NOTES

The United Football League (UFL) will continue to build on the innovation of both the XFL and USFL with its rules for the 2025 season. The UFL has adopted a number of innovative rules from both previous leagues to deliver an exciting, fast-paced game with plenty of action. Below are some highlights:

Points After Touchdown

Teams will have three scrimmage play options following a touchdown.

2-yard line = 1 point for a successful try

5-yard line = 2 points for a successful try

10-yard line = 3 points for a successful try

Kickoffs

The UFL's 2025 kickoff rules this season will be based on a combination of the kickoff used by XFL Legacy during its 2023 season and the NFL Dynamic Kickoff used by the NFL during the 2024 season. These changes include:

Kickoffs will start at the 30-yard line. The 10 remaining players on the kickoff team will line up at the receiving team's 40-yard line. The receiving team's set up zone will stretch from its 35-yard line to the 30-yard line and must have at least nine players in that zone. The landing zone will be from the receiving team's 20-yard line to the goal line. The ball must reach the landing zone or it will be spotted at the 40-yard line. There will be two touchback spots: the 35-yard-line for balls kicked into the end zone and the 20-yard line for balls that hit in the landing zone and then enter the end zone.

Late-Game Possession Option

Teams will have an alternate option to attempt to retain possession in the fourth quarter. If a team is tied or behind during the fourth quarter, it may elect to retain possession after a score with a 4th-and-12 from its own 28-yard line.

Two Forward Passes

Teams will be allowed, as they were in both leagues last season, to throw two forward passes on one play. The ball cannot cross the line of scrimmage at any time prior to the second forward pass being thrown.

Replay Reviews

The officiating department may stop a game at any time before the ball is next legally put in play to review a play if there is reasonable evidence to believe an error was made and it would have a direct, competitive impact on the game. Any call or non-call related to player safety is also subject to review at any point, as well as any officiating ruling in the last five minutes of the or overtime that is obviously incorrect and will have a significant impact on the outcome.

Coach Challenges

Each coach may challenge any ruling, including fouls or potential fouls, provided the team has a timeout. A successful challenge will not result in a loss of a timeout, while the timeout is lost if the challenge fails.

New in 2025 is the addition of a second challenge if the first challenge was successful.





HEAD COACH WADE PHILLIPS

Wade Phillips enters his second season as the head coach of the UFL's San Antonio Brahmas after serving as head coach of the XFL's Houston Roughnecks in 2023. Phillips led the Brahmas to the 2024 XFL Conference Championship and a berth in the inaugural UFL Championship. The Brahmas finished the regular season 7-3 while going 5-2 in XFL Conference play in 2024. For the second straight spring football season, Phillips, one of the best defensive minds in professional football, helped put together the league's top defense as San Antonio led the UFL in sacks (32), scoring defense (15.3 ppg), total defense (256.7 ypg), total points allowed (153) and touchdowns allowed (12).

Phillips led the Roughnecks to a 7-3 overall record in the regular season and a berth in the XFL South Division Championship Game as the top seed. Phillips, one of the best defensive minds in professional football, helped the Roughnecks lead the XFL in total defense allowing just 270.3 yards per game and ranked second in scoring defense (18.2 ppg). Houston also boasted one of the top scoring offenses in the league averaging 24.7 points per game.

Before joining Legacy XFL in 2023, Phillips was previously with the Los Angeles Rams, where he spent three seasons as the Defensive Coordinator. Over his 40-year career, he has coached at the college and pro level with the University of Houston, Oklahoma State University, the University of Kansas, the Houston Oilers, New Orleans Saints, Philadelphia Eagles, Denver Broncos, Buffalo Bills, Atlanta Falcons, San Diego Chargers, Dallas Cowboys, Houston

Texans, and Los Angeles Rams. He served as head coach for the Saints, Broncos, Bills, Falcons, Cowboys, and Texans.

Phillips has an overall 98-77 head coaching record including going 14-6 in two seasons of spring football and a 1-2 postseason record. Phillips has an 83-69 (.546) NFL head coaching record, a Super Bowl ring (50), and won AP NFL Assistant Coach of the Year (2015). Additionally, five of his players have won Defensive Player of the Year: Reggie White, Bryce Paup, Bruce Smith, J. J. Watt and Aaron Donald and two have won Defensive Rookie of the Year awards.

Phillips attended Port Neches–Groves High School. He would then enroll at the University of Houston, where he was a three year starter at linebacker. He held the program record for career assisted tackles (228) for 43 years, until it was broken in 2011. His coaching career began in 1969, when he was a Graduate Assistant for his alma mater.

Phillips is the son of former NFL coach Bum Phillips and Helen Wilson Phillips. He and his wife Laurie met in 1964 at Port Neches–Groves High School, where he was the quarterback of the football team and she was the head cheerleader. They have been married for 53 years and have a son, Wes and daughter, Tracy. Wes is offensive coordinator for the Minnesota Vikings and daughter, Tracy is an actress, director and choreographer based in L.A.

HEAD COACH	WADE PHILLIPS
UFL Record, Experience	7-6 (.583), 2nd Season
XFL/UFL Career Record.....	14-9 (.636), 3rd Season
Career Record.....	98-80
Coaching Exp	56 years

THE COACH WADE FILE

Houston Graduate assistant (1969)	Atlanta Falcons (2002–2003) Defensive coordinator
Lutcher Stark HS (TX) Defensive coordinator (1970–1972)	Atlanta Falcons (2003) Interim head coach
Oklahoma State Linebackers coach (1973–1974)	San Diego Chargers (2004–2006) Defensive coordinator
Kansas Defensive line coach (1975)	Dallas Cowboys (2007–2010) Head coach
Houston Oilers (1976–1980) Defensive line coach	Houston Texans (2011–2013) Defensive coordinator
New Orleans Saints (1981–1985) Defensive coordinator	Houston Texans (2013) Interim head coach
New Orleans Saints (1985) Interim head coach	Denver Broncos (2015–2016) Defensive coordinator
Philadelphia Eagles (1986–1988) Defensive coordinator/linebackers coach	Los Angeles Rams (2017–2019) Defensive coordinator
Denver Broncos (1989–1992) Defensive coordinator	Houston Roughnecks (2023) Head coach
Denver Broncos (1993–1994) Head coach	San Antonio Brahmas (2024–present) Head coach
Buffalo Bills (1995–1997) Defensive coordinator	
Buffalo Bills (1998–2000) Head coach	

INTERIM HEAD COACH PAYTON PARDEE



Payton Pardee took over as Interim Head Coach of the San Antonio Brahmas after head coach Wade Phillips announced a leave of absence on April 16. Pardee, who's in his third season on staff with Wade Phillips after serving as wide receivers coach for the XFL Houston Roughnecks in 2023, took over as the offensive coordinator in Week 3 for the Michigan game. Pardee led the Brahmas to a season-high in total offense (257 yards) against the Panthers. He has been named one of 25 finalists out of nearly 1,000 applicants for the 2025 Tampa Bay Buccaneers National Coaching Academy. He's coached one of the top special teams units and receiving corps in Legacy XFL and the UFL the last two seasons. Last season with the Brahmas, wide receiver Jontre Kirkin led the UFL in total receptions and three receivers ranked in the Top 25 in receiving yards. His special teams unit featured veteran punter Brad Wing who led the UFL in punts downed inside the 20 (12) while ranking second with a 45.9 yard average. Long snapper Rex Sunahara took over as the starter for the Cleveland Browns in Week 5 of the 2024 NFL season and snapped in 24 games between the UFL and NFL last year.

Already in 2025, wide receiver Jacob Harris ranks second in the UFL in receiving yards through three games while Wing leads the league in punting averaging (51.8 yards per punt) and kick returner Anthony McFarland Jr. leads the UFL in kickoff return yards.

Pardee is the grandson of the late great Jack Pardee, who served as NFL head coach for the Chicago Bears and Houston Oilers and earned All-American honors at Texas A&M while being one of the famed Junction Boys, the 1954 Texas A&M preseason camp held in Junction, Texas, held by the great Paul "Bear" Bryant.

Before joining the UFL and XFL, Pardee spent three years at Texas A&M University-Commerce in multiple staffing positions with the football team, including outside receivers coach. Pardee was a collegiate wide receiver for the University of Houston from 2015-18.



SAN ANTONIO BRAHMAS COACHING & SUPPORT STAFF




MARVIN WILLIAMS
OFFENSIVE LINE

Marvin Williams enters his second season with the San Antonio Brahmas and third season with a Wade Phillips coaching staff. Williams takes over as offensive line coach after serving as the running backs coach in 2024 and with XFL Houston Roughnecks in 2023. In 2024, John Lovett led the UFL in rushing yards per game, tied for second in rushing TDs and fourth in overall rushing yards. Anthony McFarland Jr. played in five games but ranked in the Top 20 in all-puporse yards. Williams began his coaching career at the age of 18 and most recently coached in the Fan Controlled Football League for two seasons as an offensive coordinator.



JESSE THOMPSON
SPECIAL TEAMS/RUNNING BACKS

Jesse Thompson is in his first season as the running backs for the San Antonio Brahmas. Thompson most recently helped Ritsumeikan University in Japan win a national championship where he served as team advisor and assistant offensive coordinator. Prior to Ritsumeikan, he was the special teams coordinator at Idaho State.



CODY LATIMER
WIDE RECEIVERS

Cody Latimer joins the San Antonio coaching staff as wide receivers coach after playing for the Brahmas in 2024. Latimer was the Brahmas' second leading receiver with 391 yards on 36 catches in 2024. He played in legacy XFL in 2023 earning All-XFL honors with the Orlando Guardians after leading all tight ends with 50 receptions, 593 receiving yards and four touchdown passes. A second round pick of the Denver Broncos in the 2014 NFL Draft as a wide receiver out of Indiana, he spent time there with Brahmas head coach Wade Phillips, who took over as defensive coordinator in 2015 for the Broncos. Latimer played four NFL seasons with the Broncos and three seasons with the New York Giants. He finished his college career at Indiana with a 72 reception, 1,096 yard senior season and added nine touchdown catches while playing wide receiver.



JACK WELCH
ASST. SPECIAL TEAMS/TIGHT ENDS

Dr. Jack Welch joins the San Antonio coaching staff as asst. special teams coordinator and tight ends coach. Welch served as the special teams coordinator, chief of staff, and camp director for the Texas A&M-Commerce Lions where worked with Payton Pardee. During his tenure with the Lions, Welch's special team units have consistently been a leader in conference statistics. Welch has had an extensive coaching career serving both in the collegiate and high school ranks. He retired as the all-time winningest coach at Copperas Cove High School, recording a stellar 193-84-1 record in 24 years. He is in the top 100 winning head coaches in the history of Texas High School Football. He was selected as the 1998 Texas Coach of the Year. During his tenure, the 'Dawgs had 15 players go to the NFL/CFL/XFL, including Heisman Trophy winner Robert Griffin III, and an NFL Man of the Year Charles "Peanut" Tillman.



MARC LILLIBRIDGE
GENERAL MANAGER

Marc 'Bridge' Lillibridge is in his second season as the General Manager of the San Antonio Brahmas. In his first season with the Brahmas, he built a roster that won the 2024 XFL Conference Championship and advanced to the UFL Championship. Lillibridge's second Brahmas team in 2025 features two Super Champions in WR Jacob Harris, WR Greg Ward Jr. He's also added former second round draft pick Greedy Williams of the Cleveland Brown and former third-round draft pick QB Kellen Mond. He has extensive experience and familiarity with Wade Phillips serving as the Director of Player Personnel for the XFL Houston Roughnecks in 2023. As an Iowa State graduate in English, he has a MBA from Mid American Nazarene. Lillibridge is a former professional athlete, NFL Front Office Executive with the Green Bay Packers and Kansas City Chiefs. He coached linebackers & special teams collegiately at Washington University. He also worked as professional sports contract advisor for over 10 years negotiating over 200 million dollars in contracts for his clients. Bridge also has a wealth of media experience as a writer/host at Sports Illustrated, Bleacher Report, Sporting News, Lindy's Magazine, Athlons Sports, Sirius XM Radio, Prep Redzone and multiple media platforms. Bridge is a member of the Pro Football Writers Association, NFL Alumni, National Football Foundation and NFLPA.



WILL REED
DEFENSIVE COORDINATOR

Will Reed brings is in his second season as defensive coordinator for the San Antonio Brahmas. In 2024, he put together the league's top defense as San Antonio led the UFL in sacks (32), scoring defense (15.3 ppg), total defense (256.7 ypg), total points allowed (153) and touchdowns allowed (12). Prior to the Brahmas, Reed enjoyed a successful career at the college ranks a majority at the junior college level spending 15 years at Trinity Valley CC before joining Southern Arkansas. He also spent time at Texas College and his alma mater New Mexico State. In addition to his time spent at the collegiate level, Reed has acquired substantial coaching experience at the professional level with multiple stints in the Arena Football League and National Football League. Reed served as an offensive and special teams intern for the Minnesota Vikings (2004-05). He also served as a linebackers and special teams intern for the St. Louis Rams (2007) and as a defensive line intern with the Dallas Cowboys (2010). Reed also coached in the AFL from 1996 to 2021: running backs, linebackers and defensive backs for the Texas Terror; wide receivers and defensive backs for the New York CityHawks; assistant head coach, special teams coordinator and defensive backs coach for the Milwaukee Mustangs.



CHRIS ACHUFF
DEFENSIVE LINE

A seasoned collegiate coach with an additional two years of NFL experience, Chris Achuff is in his second season with the San Antonio Brahmas after four years on staff at Syracuse. Achuff led a Brahmas defensive line that accounted for 84 percent (27) of the Brahmas league leading 32 sacks. Achuff has 17 years of full-time defensive line coaching experience in both college football and the NFL, having joined the Orange after most recently serving as the defensive line coach for the Arizona Cardinals where he worked with former Syracuse superstar and 2019 NFL All-Pro Chandler Jones.



JOSH JONES
DEFENSIVE BACKS

Josh Jones enters second season with the San Antonio Brahmas as defensive backs coach. In his first season, he coached a secondary that lead the UFL in fewest passing yards allowed (1,682) and fewest passing touchdowns (9). Prior to coaching with the Brahmas, he coached the secondary at The Citadel. Prior to the Citadel, he coached safeties at Northwestern State. He also had stints at Arkansas-Pine Bluff, South Alabama, Central Arkansas, Henderson State, Troy, Missouri Western State and Arkansas Tech. As a player, Jones was an All-American at both Minnesota State-Moorhead and Harding University. While at Harding, he was invited to play in the Cactus Bowl (D-II Senior All-Star Game) and was the Little Rock Touchdown Club Player of the Year.



DERRICK BERRY
LINEBACKERS

Derrick Berry is in his second season with the San Antonio Brahmas after spending time in the collegiate ranks. In 2024, Berry coached two of the top inside linebackers in All-UFL selection Tavante Beckett and Jordan Williams, who both ranked in the Top 5 of the UFL in total tackles. He worked with defensive coordinator Will Reed at Southern Arkansas coaching inside linebackers. Prior to Southern Arkansas, Berry assisted with linebackers at Northwestern State. Berry went to Northwestern State following a two-year stint as the linebackers coach at Mayville State, an NAIA school in Mayville, North Dakota, where he also was the assistant recruiting coordinator. Berry played collegiately at the University of Wisconsin-River Falls, UW-Platteville and Central Lakes College.

BRAHMAS SUPPORT STAFF

Head Athletic Trainer	Joshua Sanders
Assistant Athletic Trainer	Sam Lopez
Assistant Athletic Trainer	Tommy Murdock
Student Athletic Trainer	Annel Hernandez
Equipment Manager	Jared Mostowsky
Assistant Equipment Manager.....	Derek Sherry
Video Manager	Jacob Martin
Video Assistant	Seth Harrington
Video Assistant	Yasmeen Shanon
Strength & Conditioning.....	Zeke Smith
Social Media Manager.....	Dawson Nichols
Social Media Videographer	Marcus Gray
Director of Team Communications	Kerwin Lonzo



1 TAVANTE BECKETT

LB



26 • 5-10 • 208

Hometown:
Chesapeake, Va.

College:
Marshall

- Recorded 29 tackles (19 solo), 3 TFLs and a 0.5 sack in four games played
- Had a team-high nine tackles in week 2 at St. Louis and ranks 16th in UFL with 12 tackles
- Recorded six tackles (three solo) in 2024 UFL Championship against Birmingham
- Second on team and league in total tackles (70), and also has 8 TFLs, 1.5 sacks, a PBU and two forced fumbles through nine weeks.
- Played in all 10 games for 2023 XFL Houston Roughnecks and led the team in total tackles with 63 (2nd in the XFL)
- Signed with the Detroit Lions out of college and made his NFL debut in a week 13 game in 2021 against the Minnesota Vikings
- Played collegiate football at Marshall with teammate All-XFL center Alex Mollette (also played together with Houston Roughnecks in 2023)
- Started collegiate career at Virginia Tech before transferring

2 DARIUS PHILLIPS

CB



28 • 5-10 • 185

Hometown:
Detroit, Mich.

College:
Western Michigan

- Recorded 12 tackles (11 solo) and three passes defended in three games played
- Fifth leading tackles for the Brahmas with a team-high two pass break-ups
- Posted three tackles, two passes defended and one forced fumble in UFL Championship against Birmingham
- Had an 88-yard interception return in week one against D.C.
- Has an interception, two fumble recoveries, one tackle for loss, one forced fumble, two pass breakups and 13 total tackles through four games.
- Spent four seasons with the Cincinnati Bengals after being selected in the fifth round of the 2018 NFL Draft.
- In his time with the Bengals, recorded five interceptions, four of which came in the 2019 season, including a two-interception game against the Cleveland Browns in week 17.
- After his four seasons with the Bengals, spent time with the Raiders, Broncos, Texans, Lions and Titans.
- Prior to the NFL, was a two-time MAC special teams player of

3 BOPETE KEYES

CB



27 • 6-1 • 195

Hometown:
Laurel, Miss.

College:
Tulane

- Recorded seven tackles (five solo), 2 TFLs, one pass defended and one blocked kick in three games played
- Has six tackles on the season with a team-high two tackles for loss both coming at St. Louis in Week 2
- Recorded 14 total tackles (9 solo), a PBU and a TFL in five games played this season.
- Was drafted in the seventh round of the 2020 NFL Draft by the Kansas City Chiefs.
- Played in eight games in his rookie season for the Chiefs.
- Has also spent time with the Chicago Bears, Indianapolis Colts, New England Patriots, Houston Texans, Atlanta Falcons, Cleveland Browns and Baltimore Ravens.
- Was named an honorable mention All-American Athletic Conference honoree in his 2019 season at Tulane.

5 MARQUEZ STEVENSON

WR



26 • 5-10 • 188

Hometown:
Shreveport, La.

College:
Houston

- Leads the Brahmas with 29 punt return yards on three returns
- Recorded three receptions for 34 yards, three punt returns for 18 yards and five kick returns for 77 yards in UFL Championship against Birmingham
- Brahmas' third leading receiver with 257 yards.
- Third on team in total receptions with 30 through nine games.
- 568 all-purpose yards through nine weeks.
- Also, goes by Speedy Stevenson
- Shreveport, Louisiana native who played collegiately at the University of Houston
- 6th round draft pick of the Buffalo Bills in the 2021 NFL Draft, who signed a four-year rookie contract but was placed on injured reserved; also had stints with the Cleveland Browns and Carolina Panthers
- Shares an alma mater with head coach Wade Phillips and special teams coordinator/wide receiver coach Payton Pardee as all three played at the University of Houston

6 JASHAUN CORBIN

RB



24 • 5-11 • 224

Hometown:
Rockledge, Fla.

College:
Florida Sate

- Recorded 108 rushing yards and one touchdown on 31 attempts in four games played
- Ranks second on the team in rushing with 74 yards on 16 carries with one rushing TD against St. Louis
- NFL experience with the New York Giants
- Spent two seasons at Texas A&M (2018-2019) before transferring to Florida State (2020-2021).
- Tallied 224 attempts for 1,288 rushing yards and 12 touchdowns in addition to 44 receptions for 259 yards and one touchdown in 21 games for the Seminoles
- Played high school football at Rockledge (FL), where he totaled 2,252 all-purpose yards and 23 touchdowns in his senior season and nearly rushed for 2,000 yards as a sophomore

7 JOHN LOVETT

RB



25 • 5-11 • 223

Hometown:
Burlington City, N.J.

College:
Penn State

- Recorded 36 rushing yards and one touchdown on 15 attempts in two games played
- Fourth leading rusher in 2025 with eight carries for 18 yards all coming in the opener at Arlington but missed the week 2 game at St. Louis with a hamstring injury
- First on the team and second in the league in rushing yards (422) and rushing TDs (5) in 2024
- Set league record with most rushing yards (153) in a game in week six against D.C.
- Set individual game-highs with 2 TDs in week five vs Arlington
- Scored his first touchdown of the season in week three vs the Battlehawks
- Enters his second season in the UFL, played for the Las Vegas Vipers in 2023.
- Finished the 2023 season with 267 receiving yards, 229 rushing yards and five total touchdowns.
- Played at Baylor from 2017-2020 with teammate Jordan Williams.
- Played at Penn State in 2021 where he totaled 177 yards on 52 rushing attempts.

8 KEVIN HOGAN

QB



32 • 6-3 • 216


Hometown:
McLean, Vir.

College:
Stanford

- Returns for his second season with the Brahmas
- Played in two games in 2024 for the Brahmas and completed 5-of-7 passes for 38 yards and rallied San Antonio to a come-from-behind at Houston
- Was selected by the Kansas City Chiefs in the fifth round of the 2016 NFL Draft
- Has also spent time with the Browns, Commanders, Broncos, Bengals, Titans and Texans in the NFL
- Has thrown four touchdown passes in the NFL
- Is the second quarterback in Browns history to rush for over 100 yards in a single game
- Succeeded Andrew Luck at Stanford and was the quarterback for the Cardinal from 2012-2015

9 BRAD WING

P



34 • 6-3 • 215

Hometown:
Melbourne, Australia

College:
LSU

- Leads the UFL averaging 52.0 yards per punt on seven punts in 2025 with two downed inside the 20
- Recorded six punts for 284 yards (47.3 Avg) in the 2024 UFL Championship against Birmingham
- Threw his first career touchdown in week one on a fake field goal against the Defenders
- Third in the UFL averaging 46.2 yards per punt
- Has punted in 66 career games in the NFL spending time with the Pittsburgh Steelers and New York Giants
- Led 2023 XFL with an average of 47.8 yards per punt and tied for league-lead with 16 punts inside the 20-yard line and had an XFL record long 72 yard punt in week 7 against Vegas
- Father, David punted for the Scottish Claymores in the World League of American Football, later renamed to NFL Europe
- Has a 12-year old son, Bentley who plays offensive line and regular visits Brahmas practices
- One of 8 current Brahmas players who was on the inaugural team in 2023

10 JUSTIN SMITH

WR



26 • 6-2 • 178

Hometown:
Richmond, Va.


College:
Norfolk State

- Had one catch in the 2025 season opener at Arlington before missing week 2 at St. Louis with an injury
- Had 24 catches for 251 yards and one touchdown in 2024, including a sideline catch to set up the game winning touchdown in week two against Memphis.
- Scored first touchdown of the season in Week 8 against Birmingham with 36-yard pass from WR Jontre Kirklin



11 DONALD DE LA HAYE

K



28 • 5-9 • 189

Hometown:
Port St. Lucie, Fla.

College:
UCF

- Has made 5-of-7 field goals through four weeks, with longest make from 55 yards
- Made his first career field goal from 39 yards out in the season opener at Arlington, which was his first since high school and added a 31-yard FG in the loss at St. Louis.
- Averaging 65.5 yards per kickoff in 2025
- Played in two games for the Brahmas in 2024 before suffering a season-ending injury in week 2 at Memphis
- Kicked for the Toronto Argonauts of the CFL in 2021.
- Costa-Rican American who grew up in Port St. Lucie, Florida and has built a YouTube brand known as "Deestroying" that carries 6.2 million subscribers
- Prefers to go by his given name Donald as he starts his professional football career
- Signed with UCF as a kicker out of high school and served as their kickoff specialist (2015-16) and back-up placekicker as well as played some wide receiver before giving up his NCAA eligibility in 2017 to focus on his YouTube channel
- Had a stint with the CFL's Toronto Argonauts in 2019

12 KELLEN MOND

QB



25 • 6-3 • 216

Hometown:
San Antonio, Texas

College:
Texas A&M

- Started all four games this season and completed 63-of-109 passes for 562 yards, two touchdowns and one interception
- Also has recorded 82 rushing yards on 15 attempts
- San Antonio native who made his debut at Arlington in the season opener and ranks fifth in the UFL through two games in passing yards (286) having completed 30-of-58 passes for a 57.1 completion percentage
- NFL experience with the Minnesota Vikings and Cleveland Browns
- Played in 47 games with 44 starts for Texas A&M University from 2017-2020
- Tallied 9,661 passing yards and 71 passing touchdowns in addition to 1,608 rushing yards and 22 rushing touchdowns in four seasons with the Aggies.
- Texas A&M's all-time leader in career total offense, passing yards, passing touchdowns, completions and attempts
- Named MVP in 2020 Reese's Senior Bowl and 2019 Academy Sports + Outdoors Texas Bowl
- Played high school football at Reagan (TX) before transferring to IMG Academy (FL) for his senior season in 2016, where he

13 JONTRE KIRKLIN

WR



26 • 6-0 • 182

Hometown:
Lutcher, La.

College:
LSU

- Recorded 15 receptions for 128 yards in four games played
- Leads the Brahmas with eight receptions and ranks second with 82 receiving yards
- Spent the offseason with the San Francisco 49ers and was released on August 26, 2024
- Led the UFL in total receptions with 49 through nine weeks and is averaged 54.1 yards per game and was the teams leading receiver with 487 yards.
- Threw a 36-yard touchdown pass in Week 8 victory over Birmingham
- One of the best players for the XFL Houston Roughnecks in 2023 before sustaining a chest injury and missing the remainder of season after week 4
- Spent time on practice squads for the New Orleans Saints and Arizona Cardinals
- Versatile player who was a high school quarterback out of the New Orleans area that played defensive back, wide receiver and quarterback for LSU

14 TRISTAN VIZCAINO

K



28 • 6-2 • 208

Hometown:
Chino Hills, Calif.

College:
Washington

- Journeyman kicker with some NFL experience having spent time with eight different NFL franchises most recently the Dallas Cowboys in 2023
- Played in three games in 2022 for the Arizona Cardinals and the New England Patriots, converting on two of two field-goal attempts and all three of his extra points in the Cardinals' 27-17 win over the Los Angeles Rams on Nov. 13.
- Made 6-of-7 field goals in 2021 for the Los Angeles Chargers.
- In his seven seasons since leaving the college ranks, has converted 11 of 12 field-goal attempts in his NFL career with a long kick of 47 yards.
- During his time with the Washington Huskies (2014-17), went 12 of 20 in career field goals and averaged 40.6 yards on 56 punts.

15 JORDAN WILLIAMS

LB



27 • 6-1 • 234


Hometown:
Paris, TX

College:
Baylor

- Recorded 31 tackles (20 solo), 3 TFLs, one interception and two passes defended in four games played
- Had a team-high 10 tackles in the loss at Arlington in the 2025 opener and ranks fourth in the UFL with 16 tackles
- Tied for sixth in UFL in total tackles through nine weeks with 58
- Has also tallied two sacks, five tackles for loss and one fumble recovery
- Enters his second season with the Brahmas.
- Baylor alum and Paris, Texas native who led 2023 XFL in total tackles with 89 tackles (51 assisted, 38 solo) and tackles for loss (12)
- Signed as undrafted free agent with the Atlanta Falcons spent time with the CFL's BC Lions and signed with the Carolina Panthers after the 2023 XFL season
- One of 12 current Brahmas players who was on the inaugural team in 2023
- A talented artist off the field, kicked off 2023 XFL championship week by painting a mural in downtown San Antonio

16 JACOB HARRIS

WR



27 • 6-5 • 222

Hometown:
Palm Harbor, Fla.

College:
UCF

- Recorded 14 receptions for 223 yards in four games played
- Ranks second in the UFL with 132 receiving yards and second on the team with seven receptions through two games in 2025
- NFL experience with the Los Angeles Rams and a Super Bowl LVI Champion
- Saw action in 36 games with seven starts for the University of Central Florida from 2018-2020
- Recorded 49 receptions for 987 yards and nine touchdowns in three seasons with the Knights
- Played high school football at Palm Harbor University (FL) and began his collegiate career as a walk-on at Western Kentucky; Also recruited to play Division I soccer

17 GREG WARD JR.

WR



29 • 5-11 • 197


Hometown:
Tyler, Texas

College:
Houston

- Recorded 13 receptions for 77 yards and one touchdown in four games played
- Brahmas' third leading receiver with 31 yards on six catches
- NFL experience with the Philadelphia Eagles as a wide receiver and won a Super Bowl with the Eagles (LII)
- AAF experience with the San Antonio Commanders (2019)
- Primarily played quarterback at the University of Houston from 2013-2016, where he played in 49 games with 33 starts at quarterback while also starting five games at wide receiver
- Passed for 8,705 yards and 52 touchdowns and also recorded 2,375 rushing yards and 39 rushing touchdowns in four seasons with the Cougars
- Named Earl Campbell Award winner and Chic-fil-A Peach Bowl Offensive MVP in 2015 and was named to the American Athletic Conference Second Team in 2016
- Played high school football at John Tyler (TX), where he also played both quarterback and wide receiver and was the No. 3 quarterback in the state of Texas by Dave Campbell

18 JARRETT GUARANTANO

QB



27 • 6-3 • 217

Hometown:
Lodi, N.J.

College:
Washington State

- Signed with the Brahmas in the offseason and listed as the back-up quarterback
- Played in four games for the Houston Roughnecks in 2024
- NFL experience with the Denver Broncos
- Started 38 games for the University of Tennessee from 2017-2020 before transferring to Washington State University in 2021
- In four seasons with the Volunteers, tallied 6,174 passing yards and 38 passing touchdowns in addition to five rushing touchdowns
- In one season with the Cougars, started two games and recorded 304 passing yards and one passing touchdown; Dealt with a knee injury that cut his season short
- Played high school football at Bergen Catholic (NJ), where he ranked as the nation's No. 3 dual-threat quarterback and was an Under Armour All-American in 2016

19 DAVID ANENIH

OLB



25 • 6-2 • 245

Hometown:
Arlington, Texas

College:
Houston

- Has spent time with Philadelphia Eagles, Pittsburgh Steelers, Tennessee Titans, Atlanta Falcons, Arizona Cardinals and Miami Dolphins.
- Undrafted free agent out of Houston that racked up 20.5 sacks, 31.5 tackles for loss, and four forced fumbles over his five year career with the Cougars.
- Named a First-Team All-Conference player in the American Athletic Conference.
- Join several other former Steelers on the Brahmas, including running back Anthony McFarland, wide receivers Mathew Sexton and Marquez Stevenson, tight end Alizé Mack, defensive tackle Jacob Sykes, linebacker Tariq Carpenter, cornerback Chris Steele and punter Brad Wing



21 WILLIAM HOOPER

DB



25 • 6-0 • 192

Hometown:
Montgomery, Ala.

College:
Northwestern State

- Recorded five tackles (four solo) and two passes defended in three games played
- Saw action in 46 games with 16 starts for Northwestern State from 2018-2022
- Tallied 100 tackles (65 solo), 3.5 tackles for loss, two sacks, three interceptions, 21 passes defended, one forced fumble, one fumble recovery and two blocked kicks in five seasons with the Demons
- Named to 2022 Southland All-Conference Second-Team Defense
- Played high school football at Shoemaker (TX), where he was a three-year letterman and, as a senior, was named unanimous First-Team All-District

22 CHRIS STEELE

DB



24 • 6-1 • 184

Hometown:
Bellflower, Calif.

College:
USC

- Recorded 13 tackles (11 solo), one TFL and two passes defended in four games played
- Took over one of the starting spots at corner in week 2 at St. Louis and has two tackles
- Saw action in 29 games with 23 starts for the University of Southern California from 2019-2021
- Tallied 94 tackles (62 solo), three tackles for loss, one sack, three interceptions, 15 passes defended, one forced fumble and one fumble recovery in three seasons with the Trojans
- Was named to All-Pac-12 Second-Team (2020) and Phil Steele All-Pac-12 Second-Team (2020, 2021)
- Played high school football at St. John Bosco (CA), where he was USA Today All-USA First-Team (2018) and Max Preps Junior All-American First-Team (2017)

23 JORDAN MOSLEY

SAF



24 • 6-0 • 27

Hometown:
Mobile, Ala.

College:
Maryland

- Recorded 19 tackles (13 solo) and one pass defended in four games played
- First in the league in total (75) and solo (49) tackles through nine weeks in 2024
- Also has two fumble recoveries, one interception, one forced fumble, one PBU, a TFL and 0.5 sacks
- Played for the Houston Roughnecks in the 2023 XFL season.
- Spent time with the New York Giants in 2022.
- Started all 13 games his senior year at Maryland and was named All-Big Ten Honorable Mention.

25 JALEN ELLIOTT

DB



26 • 6-0 • 218

Hometown:
Richmond, Vir.

College:
Notre Dame

- Recorded 19 tackles (12 solo) and one TFL in four games played
- Starting free safety for the Brahmas who is sixth on the team in tackles (8) and has a tackle for loss
- NFL experience with the Detroit Lions and Pittsburgh Steelers
- Saw action in 51 games with 39 starts for the University of Notre Dame from 2016-2019
- Tallied 173 tackles (96 solo), one tackle for loss, six interceptions and one forced fumble in four seasons with the Fighting Irish
- Played high school football at Lloyd C. Bird (VA), where he also played quarterback and wide receiver; Helped led program to back to back state titles (2013 and 2014) and was also named Virginia High School Coaches Association 5A All-State First Team in 2015

27 AIDAN ROBBINS

RB



23 • 6-3 • 230


Hometown:
Louisville, Ky.

College:
BYU

- Recorded two rushing touchdowns in team debut in week 4 at D.C.
- Signed with the Cleveland Browns as an undrafted free agent on May 10, 2024, was waived on Aug. 26 and re-signed to the Browns practice squad on Dec. 31, 2024.
- Finished his college career at BYU rushing for 485 yards on 101 carries in eight games played in 2023
- Led UNLV in rushing with 209 carries for 1,011 yards and nine touchdowns in 2022 and averaged 4.8 yards per carry, while also catching 23 passes for 125 yards and a touchdown in 2022
- Appeared in three games over two seasons for Louisville (2020-21), rushing for 51 yards and a touchdown on seven carries.
- Father, Ron, played running back at Western Kentucky, Mount San Antonio Junior College and UCLA

28 COREY MAYFIELD JR

CB



25 • 5-10 • 200

Hometown:
Forney, Texas

College:
UTSA

- Recorded 17 tackles (12 solo), one interception, two passed defended and one forced fumble in four games played
- Starting nickel back for the Brahmas who's recorded nine tackles through two games and has the teams lone interception in the opener at Arlington in 2025.
- Recorded 23 total tackles (20 solo) and 3 PBUs in 2024
- Played for UTSA from 2018-2022 and has played in over 30 games at the Alamodome.
- Entering his first season with the San Antonio Brahmas.
- Earned first team All-CUSA honors in 2022 season.
- Has spent time with the Baltimore Ravens.

31 NATE WEILAND

ILB



26 • 6-3 • 220


Hometown:
Iowa City, Iowa

College:
Grandview

- Recorded five tackles (three solo) and one TFL in three games played
- Missed the season opener at Arlington and saw first action at St. Louis recording two tackles
- Saw action in one game with the San Antonio Brahmas in 2024 and recorded one tackle and one pass defended
- Spent one season with Grand View as a transfer, playing in 10 games in 2021
- Recorded 78 tackles (47 solo), five tackles for loss, one sack, one interception, one forced fumble, one fumble recovery and four passes defended in one season with the Vikings
- Played high school football at Iowa City (IA), where he was a three-year letterman as a quarterback, defensive back and linebacker and earned First-Team All-State honors as a senior and First-Team All-Conference as a senior and sophomore; Also lettered in basketball and track

32 HENRY BLACK

DB



28 • 6-0 • 205


Hometown:
Shreveport, La.

College:
Baylor

- Recorded nine tackles (six solo) and two TFLs in four games played
- NFL experience with the Green Bay Packers and Indianapolis Colts
- Saw action in 52 games with 24 starts for Baylor University from 2016-2019
- Recorded 119 tackles (77 solo), four tackles for loss, two sacks, two interceptions, six passes defended and two forced fumbles in four seasons with the Bears
- Played high school football at Woodlawn (LA), where he was a two-time All-State two-way athlete playing defensive back and wide receiver

41 ANTHONY MCFARLAND JR.

RB



27 • 5-8 • 195

Hometown:
Hyattsville, Md.

College:
Maryland

- Recorded 30 attempts for 196 rushing yards and also registered eight receptions for 39 yards and one touchdown in four games played
- Leads the UFL in all-purpose yards through the first two weeks and now has five 100+ all-purpose yard games in five of his last six games in the UFL.
- Added a career-best 187 all-purpose yards at St. Louis - 55 rushing yards on six carries and 134 kickoff return yards. In Week 1, he racked up 128 kickoff return yards on his way to 166 all-purpose yards including 32 rushing yards and six receiving yards.
- Spent the offseason with the Miami Dolphins and was released on August 28, 2024
- Was team's leading rusher and receiver in UFL Championship against Birmingham, posting nine rushes for 32 yards and six receptions for 38 yards
- Second on the team in rushing yards with 192 in 2024
- Had 489 all-purpose yards in 2024
- Selected by the Pittsburgh Steelers in the fourth round of the 2020 NFL Draft and spent four seasons with the team.



46 CAMERON LYONS

LS



26 • 6-0 • 238

Hometown:
Morgantown, W. Va.

College:
Charlotte

- Takes over for two-year starter Rex Sunahara in 2025 and joined the Brahmas in the third week of training camp
- Spent two seasons at the University of North Carolina at Charlotte as a graduate transfer and started 23 games from 2021-2022
- Started collegiate career at Akron (2018-2020) and started 30 games
- Played high school football at Morgantown (WV) during his junior and senior seasons, where he started at both outside linebacker and tight end

47 LONNIE PHELPS

OLB



24 • 6-2 • 241

Hometown:
Cincinnati, Ohio

College:
Kansas

- Recorded five tackles (four solo) and one TFL in four games played
- Spent one season at Kansas University (2022) as a transfer, played in 13 games and recorded 57 tackles (45 solo), 11.5 tackles for loss, seven sacks, one pass defended and one forced fumble
- Started collegiate career at Miami (OH) (2019-2021), where he saw action in 30 games and tallied 57 tackles (38), 20 tackles for loss, 16 sacks, two forced fumbles, one fumble recovery, one blocked kick and one punt returned for a touchdown in three seasons with the Redhawks
- In 2022, named to All-Big 12 Second Team (Coaches), All-Big 12 Honorable Mention (DNoY, DPoY) (Coaches), All-Big 12 Second Team (AP)
- Played high school football at Mount Healthy (OH), where he was a team captain and named First-Team All-Southwest Ohio and First-Team All-State as a senior

52 KOBE JONES

OLB



26 • 6-3 • 259

Hometown:
Starkville, Miss.

College:
Mississippi State

- Recorded 12 tackles (five solo), two TFLs and one sack in four games played
- NFL experience with the Green Bay Packers
- CFL experience with the Hamilton Tiger-Cats
- Saw action in 49 games with 13 starts for Mississippi State University from 2017-2020
- Tallied 100 tackles (41 solo), 21.5 tackles for loss, seven sacks, one forced fumble and one fumble recovery in four seasons with the Bulldogs
- Played high school football at Starkville (MS), where he helped lead the program to the Class 6A state championship as a senior

55 GREG EILAND

OL



27 • 6-8 • 340

Hometown:
Philadelphia, Miss.

College:
Mississippi State

- Has started one game and seen action as a reserve in two games in 2025
- Full-time starter at right tackle for the Brahmas who played in four regular season games for the Brahmas in 2024 before going on IR and returning for the final two postseason games
- Signed with the Seattle Seahawks as an undrafted free agent after the 2021 NFL Draft and spent time with the team until 2023.
- Played 47 career games for the Mississippi State Bulldogs and started 34 of them.

66 WILLIE TYLER III

OL



66 • 6-6 • 323

Hometown:
Racine, Wisc.

College:
Louisville

- Starting left tackle through the first four games for the Brahmas in 2025
- Spent one season at the University of Louisville (2023) as a transfer and saw action in 14 games
- Also made stops at Louisiana Monroe (2021) and Rutgers (2022)
- Started collegiate career at NC JAA Division I Iowa Western (2018)

67 AARON MONTEIRO

OL



27 • 6-6 • 339

Hometown:
Brocton, Mass.

College:
Boston College

- Starting left guard for the Brahmas in 2025
- Started in UFL Championship against Birmingham
- Starting right guard in Weeks 1-2, starting left tackle in Weeks 5-9
- Enters his first season with the San Antonio Brahmas.
- Has spent time with the Carolina Panthers and Washington Commanders.
- Played left tackle for Boston College from 2015-2018.

68 ZURI HENRY

OL



24 • 6-5 • 321


Hometown:
Dallas, Texas

College:
UTEP

- Starting right tackle for the Brahmas in 2025 through four weeks
- Saw action in 53 games with 25 starts for the University of Texas at El Paso from 2018-2023
- C-USA Commissioner's Honor Roll (2019, 2021)

71 SAM TECKLENBURG

OL



28 • 6-4 • 316

Hometown:
Plano, Texas.

College:
Baylor

- Starting center for the Brahmas in 2025 who now has 10 career starts going back to 2024
- Saw action in UFL Championship against Birmingham
- Starting center for Brahmas in Weeks 4-10
- Started in one NFL game and played in a total of 17 NFL games for the Carolina Panthers.
- Played four years at Baylor prior to his time in the NFL.
- Enters his first year with the San Antonio Brahmas.



73 VITALIY GURMAN

OL



26 • 6-4 • 330

Hometown:
Rochester, N.Y.

College:
Toledo

- Spent two seasons at the University of Toledo as a graduate transfer and saw action in 19 games from 2020-2021
- Started collegiate career at NCAA Division II Edinboro University from 2017-2019, where he started all 32 games he appeared in
- Preseason All-MAC selection by Phil Steele (2021)

74 DERRICK KELLY II

OL



29 • 6-5 • 338

Hometown:
Gretna, Fla.

College:
Florida State

- Missed the 2025 Brahmas season opener but took over at left guard in week 2 at St. Louis
- Started three games at left tackle for San Antonio in 2024 before going on IR
- Entering his third season with the San Antonio Brahmas.
- Signed as an undrafted free agent with the New Orleans Saints following the 2020 NFL Draft.
- Has also spent time with the Cleveland Browns, New York Jets and New York Giants.

77 CHUCK FILIAGA

OL



27 • 6-6 • 340


Hometown:
Aledo, Texas

College:
Minnesota

- Started the season opener at left guard at Arlington in his only game action in 2025
- Spent the offseason with the Minnesota Vikings and was released on August 26, 2024
- Saw action in UFL Championship against Birmingham
- Starting left tackle in Week 2, starting right tackle in Weeks 4-9
- Signed with the Green Bay Packers following the 2023 NFL Draft.
- Has also spent time with the New Orleans Saints.
- Played in 39 career games at the University of Michigan before transferring to Minnesota for final year of eligibility.

80 RACEY MCMATH

WR



25 • 6-3 • 225

Hometown:
New Orleans, La.

College:
LSU

- Has seen action in two games for San Antonio with one reception for eight yards and five tackles on special teams
- NFL experience with the Tennessee Titans
- Saw action in 34 games with six starts for Louisiana State University from 2017-2020
- Recorded 33 receptions for 522 yards and four touchdowns, also recorded a forced fumble on special teams in four seasons with the Tigers
- Played high school football at Edna Karr (LA), where he helped lead the program to state championship games as both a junior and senior; Also ran track
- Named to First-Team 4A by the Louisiana Sports Writers Association (2016)

81 RA'SHAUN HENRY

WR



27 • 6-3 • 197

Hometown:
Killeen, Texas

College:
Virginia

- Spent time with the Cleveland Browns and Seattle Seahawks in the 2023 NFL preseason
- Appeared in all 12 games at Virginia, starting three times ... finished the season with 34 catches for 603 yards ... one of five UVA receivers with at least 500 receiving yards, the only FBS school to produce a receiving corps with those numbers ... averaged 17.7 yards per catch, second best average on the team
- A 2020 graduate from St. Francis in Loretta, Pa. where he finished with 109 career receptions, 1,359 career receiving yards and 10 receiving touchdowns.

85 STEVEN STILIANOS

TE



25 • 6-5 • 264


Hometown:
Hayes, Va.

College:
Iowa

- Signed with the Brahmas before the Week 2 game at St. Louis
- Signed as an undrafted free agent with the Tennessee Titans after the 2024 NFL draft
- Played collegiately at Lafayette and Iowa finishing his career with the Hawkeyes.
- Saw action in 18 games at Iowa from 2022-23 and finished with 96 receiving yards
- Played four seasons at Lafayette and amassed 534 receiving yards on 65 receptions with five touchdowns in 29 career games and earned All-Patriot League First Team

87 MATHEW SEXTON

WR



27 • 5-10 • 186

Hometown:
Clinton, Mich.

College:
Eastern Michigan

- Recorded an 83-yard punt return touchdown in week four victory at D.C.
- Made his Brahmas debut in week 2 at St. Louis and had one punt return
- XFL experience with the Vegas Vipers (2023)
- Saw action in 43 games with 25 starts for Eastern Michigan University from 2016-2019
- Recorded 100 receptions for 1,335 receiving yards and nine receiving touchdowns in four seasons with the Eagles
- Played high school football at Clinton (MI), where he was a two-way starter and helped lead a program that went 45-4 during his career, having never lost a regular season game

88 ALIZE MACK

TE



27 • 6-4 • 269

Hometown:
Las Vegas, NV

College:
Notre Dame

- Brahmas returning starting tight end from 2024 who's started all four games in 2025
- Caught his first touchdown of the season in week three against St. Louis. Caught another touchdown in week five against Arlington
- Enters his second season with the San Antonio Brahmas.
- Las Vegas, Nevada native who was drafted in the 7th round of the 2019 NFL Draft by the New Orleans Saints
- Appeared in a total of eight NFL preseason games from 2019-2022 with the Saints, Lions and Packers
- Played collegiately at Notre Dame from 2015-2018
- Finished the 2023 XFL season ranked third on the team in receptions (28) and third on the team in receiving yards (230)...Started at TE in all 10 games.
- Signed as a free agent with the Tennessee Titans after the 2023 season
- One of 10 current Brahmas players who was on the inaugural team in 2023
- Prepped at well-known Bishop Gorman High School in Las Vegas

90 MATT GOTEL

DL



26 • 6-1 • 290

Hometown:
Cuero, Texas


College:
Texas State

- Recorded three tackles (one solo) in UFL Championship against Birmingham
- Recorded 16 total tackles and 1.5 sacks in eight games played
- Former Texas State star from Cuero, Texas which is located an hour south of San Antonio
- Started his professional career with the Indianapolis Colts, then earned All League honors with the XFL Orlando Guardians in 2023, leading the league in tackles by a defensive lineman
- Went to camp with the Atlanta Falcons after the 2023 XFL season
- Cousins with University of Texas Wide Receiver Jordan Whittington, who's getting ready for the NFL Draft
- An all-state third team as a defensive end and tight end and was named area defensive player of the year as a senior at Cuero High School



92 RASHARD LAWRENCE

DL



26 • 6-2 • 312

Hometown:
Monroe, La.

College:
LSU

- Recorded 13 tackles (four solo) and one TFL in four games played
- Saw action in 44 games with 34 starts for Louisiana State University from 2016-2019
- Tallied 120 tackles (47 solo), 21 tackles for loss, nine sacks, one forced fumble and seven passes defended in four seasons with the Tigers
- 2019 Second-Team All-SEC (Coaches)
- 2019 Fiesta Bowl Defensive MVP
- Played high school football at Neville (LA), where he was a five-star recruit and helped lead the program to back-to-back 4A state titles in 2014 and 2015

93 JACOB SYKES

DL



25 • 6-3 • 291


Hometown:
Kansas City, Mo.

College:
UCLA

- Recorded six tackles (one solo) and a 0.5 sack in four games played
- Enters second season with the San Antonio Brahmas
- In 2024, played in seven games and recorded 11 tackles (four), two tackles for loss and one sack
- Started in UFL Championship against Birmingham
- Spent one season at UCLA (2022) as a transfer and recorded 29 tackles (14 solo), 1.5 tackles for loss and one sack in 13 games with the Bruins
- Started collegiate career at Harvard (2018-2021), where he saw action in 28 games and tallied 69 tackles (25), 14.5 tackles for loss, 9.5 sacks, one forced fumble, one fumble recovery and two blocked kicks in three seasons with the Crimson
- Earned First-Team All-Ivy League honors and was named to Phil Steele All-Ivy League First Team in 2021
- Played high school football at Rockhurst (MO), where he was a team captain as a senior and was the first freshman in school history to start a varsity football game; Also lettered in track and basketball

97 GARRETT NELSON

LB



25 • 6-3 • 246

Hometown:
Scottsbluff, Neb.

College:
Nebraska

- Missed week 2 at St. Louis with illness after starting the season opener at Arlington and recording one tackle
- Recorded four tackles (two solo) in three games played
- Signed with the Miami Dolphins following the 2023 NFL Draft.
- Has also spent time with the Cincinnati Bengals.
- Played four seasons at the University of Nebraska
- Was named Second Team All-Big Ten in his 2022 season.
- Entering his second season with the San Antonio Brahmas.

96 NELSON CEASAR

OLB



23 • 6-3 • 230

Hometown:
Louisville, Ky.

College:
Houston

- Made season debut in week 4 at D.C., recording one tackle
- Signed with the Seattle Seahawks as an undrafted free agent on May 3, 2024
- Signed with the D.C. Defenders and went through training camp.
- Played all of his college football at Houston and racked up 103 tackles, 18.5 sacks, and an interception
- Earned First-Team All-Big 12 honors after a breakout 2023 season at Houston, totaling 43 tackles with 13.5 tackles for a loss, 9.5 sacks and a pass deflection

98 PRINCE EMILI

DT



26 • 6-1 • 310

Hometown:
New York, N.Y.

College:
Penn

- Recorded seven tackles (six solo), one TFL and one sack in two games played
- Starting defensive tackle who missed the week 2 game at St. Louis after recording four tackles in the season opener at Arlington
- Spent the offseason with the Atlanta Falcons and was released on August 27, 2024
- Started in UFL Championship against Birmingham and recorded two tackles
- Recorded 18 total tackles (7 solo), two TFLs and 3 sacks in eight games played this season
- Signed with the Buffalo Bills following the 2022 NFL season.
- Has also spent time with the New Orleans Saints.
- Was named first team all-ivy in his 2019 and 2021 seasons at Penn.

99 CAEVEON PATTON

DT



26 • 6-1 • 290

Hometown:
Cuero, Texas

College:
Texas State

- Recorded 13 tackles (three solo) in four games played
- Recorded three tackles (one solo) in UFL Championship against Birmingham
- Recorded 16 total tackles and 1.5 sacks in eight games played
- Former Texas State star from Cuero, Texas which is located an hour south of San Antonio
- Started his professional career with the Indianapolis Colts, then earned All League honors with the XFL Orlando Guardians in 2023, leading the league in tackles by a defensive lineman
- Went to camp with the Atlanta Falcons after the 2023 XFL season
- Cousins with University of Texas Wide Receiver Jordan Whittington, who's getting ready for the NFL Draft
- An all-state third team as a defensive end and tight end and was named area defensive player of the year as a senior at Cuero High School

RECENT SIGNINGS THIS WEEK

20 STOREY JACKSON

ILB



27 • 6-2 • 224

Hometown:
Kansas City, Ks.

College:
Liberty

- Versatile linebacker with NFL and UFL experience, having spent time with the Dallas Cowboys, Cleveland Browns, Atlanta Falcons, and Arlington Renegades.
- Appeared in all 10 games for the Renegades during the 2024 season, posting 23 tackles, two tackles for loss, and a pass breakup.
- Signed with Atlanta midway through 2024 training camp before being waived at final cuts, then rejoining the Renegades in December for the 2025 campaign.
- Originally signed with Dallas as an undrafted free agent in 2022, later joining Cleveland where he was elevated to the active roster against Pittsburgh, playing 15 defensive snaps.
- Made 12 starts in his final collegiate season at Liberty, finishing with 102 tackles, 13 tackles for loss, seven sacks, an interception, and four pass breakups.
- Began his college career as a defensive back at Hutchinson Community College and Prairie View A&M before transitioning to linebacker at PVAMU.

43 PAUL MOALA

ILB



25 • 6-0 • 229

Hometown:
Mishawaka, Ind.

College:
Georgia Tech

- Signed with the Chicago Bears as an undrafted free agent on May 11, 2024, following participation in rookie minicamp from May 9-11; was waived on Aug. 26, 2024.
- Signed with the San Antonio Brahmas of the United Football League (UFL) on April 28, 2025.
- Started all 13 games at linebacker for Georgia Tech in 2023, finishing with 65 tackles, 11 tackles for loss, four sacks and three forced fumbles.
- Played in all 12 games for Idaho in 2022, recording 61 tackles, seven tackles for loss, four interceptions and two sacks.
- Appeared in 23 games over four seasons at Notre Dame (2018-21), with a defensive touchdown, forced fumble, fumble recovery and 21 total tackles.
- Forced a game-changing fumble in Georgia Tech's upset win at No. 17 Miami (Fla.) in 2023, leading to a last-second game-winning touchdown.



53 ISAIAH BUGGS

OLB



28 • 6-3 • 335

Hometown:
Ruston, La.

College:
Alabama

- Selected in the sixth round (192nd overall) of the 2019 NFL Draft by the Pittsburgh Steelers and appeared in eight games as a rookie.
- Signed with the Las Vegas Raiders practice squad on Jan. 17, 2022, before joining the Detroit Lions, where he played in all 17 games with 13 starts in 2022, recording 46 tackles, two pass breakups and a forced fumble.
- Signed a two-year contract extension with the Lions in March 2023 and later joined the Kansas City Chiefs practice squad on Jan. 4, 2024, winning Super Bowl LVIII before being released on June 24, 2024.
- Earned second team All-America honors from the AFCA and All-SEC second team honors in 2018 after leading Alabama with 9.5 sacks and 13.5 tackles for loss.
- Started 13 games in 2017, finishing with 51 tackles, 1.5 sacks and seven quarterback pressures in his first season with the Crimson Tide.
- Began his college career at Mississippi Gulf Coast Community

2024 BIRMINGHAM GAME RECAPS

**BIRMINGHAM**

**SAN ANTONIO**

9

18

GAME 9

Alamodome • San Antonio, Texas
May 25, 2024

BRAHMAS HAND BIRMINGHAM FIRST LOSS

BHAM 0 3 0 6 - 9

SA 6 6 6 0 - 18

FIRST QUARTER
SA - J. Smith 36-yard pass from Kirklin 1:18 (1-pt conversion no good).

SECOND QUARTER
BHAM - R. Ahmed 34-yard field goal 5:06
SA - M. Ellison 1-yard rush 3:30 (1-pt conversion no good).

THIRD QUARTER
BHAM - J. Sternberger 15-yard pass from A. Martinez 2:11 (2-pt conversion no good).

FOURTH QUARTER
SA - M. Ellison 9-yard rush 7:47 (1-pt conversion no good).

	BHAM	SA
First Downs	15	24
Rushes-Yards	15-78	33-127
Passing Yards	200	202
Passes (C-A-I)	18-32-1	20-28-0
Total Offense (Plays-Yds)	50-278	64-329
Punt Returns-Yds	2-21	3-23
Kickoff Returns-Yds	4-98	3-63
Interceptions-Yds	0-0	1-1
Punts (Number-Avg)	6-42.0	4-53.5
Fumbles-Lost	1-0	1-1
Penalties	7	5
Possession Time	27:49	32:11
Sacks By-Yds	3-17	3-11

RUSHING: SA - McFarland 4-17; Ellison 4-15; Garbers 1-8
BHAM - Martinez 2-18; Person Jr. 2-0
PASSING (C-A-I-YDS-TD):
SA - Garbers 2-2-0-7-0; Dormady 3-4-0-44-0; Kirklin 1-1-0-36-1
BHAM - Martinez 3-5-0-27-0
RECEIVING: SA - McFarland 1-19; Stevenson 2-7; Smith 1-36-1
BHAM - Sternberger 1-7; Rodgers 2-20
INTERCEPTIONS: SA - T. Tabor 1-1
FUMBLES (Fumble-Lost): SA - Dormady 1-1
BHAM - M. Williams 1-0
SACKS (Sack-Yds): SA - G. Nelson 0.5-1; Z. Morton 0.5-1; J. Twyman 1.0-4; D. Scott 1.0-5
BHAM - D. Gates 1.0-7; C. Davis 1.0-8; D. Isom 1.0-2
TACKLES (UA-A): SA - Mosley 2-0; B. Thompson 1-1; J. Smith 1-0; D. Scott 1-0; A. Hendy 1-0; S. Nelson 1-0; G. Nelson 0-1; T. Beckett 0-1
BHAM - K. Tezino 4-0; D. Lloyd 2-1; D. Gates 2-0; J. Sternberger 1-0; W. Yarbary 0-2; N. Clarke 1-0; D. Isom 1-0; J. Thompson 1-0

BRAHMAS NOTES

Welcome Back, Chase Garbers!
After missing the last five weeks due to injury, quarterback Chase Garbers was back in action for the first time since Week 3. Garbers completed 16-of-23 passes for 139 yards in the win. Despite not starting, Garbers played a majority of the game.

Defense, Defense
San Antonio's defense led the UFL in scoring heading into the game against Birmingham. The Brahmas managed to slow down the UFL's top offense, limiting them to a season-low nine points and just 278 yards of total offense. The UFL's leading tackler Jordan Mosley led the way with a team-high eight tackles and added a tackle for loss. The Brahmas registered three sacks and five tackles for loss.

Ellison to the Endzone
Brahmas running back Morgan Ellison saw an increased workload with the absence of John Lovett and did not disappoint. Not only did Ellison carry the ball 12 times for 30 yards, but he also scored two touchdowns. The scores were Ellison's first and second of the season and proved pivotal in the tight game.

Jontre Kirklin within the Arm
Wide receiver Jontre Kirklin, San Antonio's leader in receiving yards, made a big play with his arm in the first quarter with a 36-yard touchdown pass to Justin Smith. It is Kirklin's second touchdown pass in as many years. Kirklin joins his teammate Brad Wing as the only non-quarterbacks in the league with a passing touchdown this season. Kirklin also finished the game with 66 receiving yards.

Zach Morton's Brahmas Debut
Linebacker Zach Morton made his Brahmas debut in Week 9, recording his first sack on Birmingham's first offensive drive of the game. Morton finished the game with 0.5 sacks and three total tackles.

Next Man Up
Brahmas tight end Cody Latimer exited the game early after reeling in a 25-yard completion in the first quarter. In his absence, San Antonio's other pass catchers stepped up. Four Brahmas had four or more catches on the day, including Justin Smith who had four catches for 56 yards and a touchdown.

**SAN ANTONIO**

**BIRMINGHAM**

0

25

GAME 12

The Dome at America's Center • St. Louis, Missouri
June 16, 2024

BRAHMAS FALL SHORT IN INAUGURAL UFL CHAMPIONSHIP GAME

SA 0 0 0 0 - 0

BHAM 0 8 14 3 - 25

FIRST QUARTER
None

SECOND QUARTER
BHAM - G. Jennings 8-yard pass from A. Martinez 2:59 (2-pt conversion caught by A. Rodgers good).

THIRD QUARTER
BHAM - Martinez 11-yard rush 4:00 (2-pt conversion caught by J. Thomas good).
BHAM - Martinez 1-yard rush 3:17 (2-pt conversion no good).

FOURTH QUARTER
BHAM - C. Blewitt 49-yard field goal 4:33.

	SA	BHAM
First Downs	11	22
Rushes-Yards	16-52	35-210
Passing Yards	156	98
Passes (C-A-I)	25-35-0	13-23-0
Total Offense (Plays-Yds)	53-208	58-308
Punt Returns-Yds	3-28	2-20
Kickoff Returns-Yds	4-86	4-107
Interceptions-Yds	0-0	1-22
Punts (Number-Avg)	6-47.3	4-49.0
Fumbles-Lost	3-2	1-1
Penalties	7	3
Possession Time	28:50	31:10
Sacks By-Yds	0-0	2-18

RUSHING: SA - A. McFarland 9-32; M. Ellison 3-11; C. Garbers 3-7; J. Lovett 1-2
BHAM - R. Person Jr. 13-102; A. Martinez 11-52; C. Marable 10-45; A. Rodgers 1-11
PASSING (C-A-I-YDS-TD):
SA - C. Garbers 18-26-0-116-0; Q. Dormady 6-9-0-58-0
BHAM - A. Martinez 13-23-0-98-1
RECEIVING: SA - McFarland 6-38; Turner 5-49; Kirklin 5-23; Stevenson 3-34; Cannon 2-26
BHAM - Williams 4-36; Sternberger 4-19; Jennings 2-19-1; Thomas 1-14; Cain 1-6; Person Jr. 1-4
FUMBLES (Fumble-Lost): SA - Kirklin 2-1; Turner 1-1
BHAM - Williams 1-1
SACKS (Sack-Yds): BHAM - D. Lloyd 1.0-2; J. Garvin 1.0-16
TACKLES (UA-A): SA - T. Tabor 2-0; A. Hendy 2-0; T. Beckett 1-0; D. Phillips 1-0; A. Mack 1-0; J. Williams 0-1
BHAM - J. Garvin 1-2; D. Isom 1-1; N. Clarke 1-1; D. Gates 1-1; D. Lloyd 1-0; I. Brown 1-0; J. Thompson 1-1; M. Harper 1-0

BRAHMAS NOTES



2025 GAME RECAPS



SAN ANTONIO

ARLINGTON

9
33

GAME 1

Choctaw Stadium • Arlington, Texas
March 29, 2025

Brahmas Fall in Season Opener to Renegades

SA0306-9

ARL8889-33

FIRST QUARTER

ARL - Smith, DeVeon 1 yd TD RUSH (2PT ATT PASS caught by Sal Cannella GOOD) , 13-85 7:33

SECOND QUARTER

SA - De La Haye, Donald 39 yd FG , 8-68 5:09

ARL - Ballage, Kalen 77 yd TD RUSH (2PT ATT PASS caught by Deontay Burnett GOOD) , 1-77 00:18

THIRD QUARTER

ARL - Smith, DeVeon 1 yd TD RUSH (2PT ATT PASS caught by Deontay Burnett GOOD) , 11-42 6:05

FOURTH QUARTER

ARL - Smith, DeVeon 1 yd TD RUSH (2PT ATT PASS to Seth Green FAILED) , 9-49 4:59

SA - Lovett, John 12 yd TD RUSH (3PT ATT PASS to Greg Ward FAILED) , 11-78 6:02

ARL - Havrisik, Lucas 26 yd FG , 7-20 3:46

	SA	ARL
FIRST DOWNS	13	22
RUSHES-YARDS (NET)	20-105	31-183
PASSING-YARDS (NET)	135	164
Passes Comp-Att-Int	17-31-0	20-26-1
TOTAL PLAYS-YARDS	53-240	57-347
Fumble Returns-Yards	0-0	0-0
Punt Returns-Yards	2-18	1-17
Kickoff Returns-Yards	6-154	2-49
Interception Returns-Yards	1-17	0-0
Punts (Number-Avg)	3-54.3	2-51.5
Fumbles-Lost 1-0	0-0	
Penalties-Yards	11-94	11-70
Possession Time	28:51	31:09
Third-Down Conversions	2-11	8-12
Fourth-Down Conversions	2-4	1-1
Red-Zone Scores-Chances	1-2	3-4
Alt. Kickoffs	0-1	0-0

RUSHING: SA - Corbin 6-37; McFarland 3-33; Mond 3-19; Lovett 8-18-1;

ARL - Ballage 9-110-1; Dae Hunter 16-40; Perez 2-18; Payton 1-12; Smith 3-3-3

PASSING (C-A-I-YDS-TD):

SA - Mond 17-31-0-159-0

ARL - Perez 20-25-1-164-0

RECEIVING: SA - Harris 4-63; Kirklin 4-39; Ward 4-24; McFarland 2-6; Lovett 1- 16; Smith 1- 9; Corbin 1-2

ARL - Cannella 5-45; Winstead 4-19; Vaughns 3-28; Payton 2-19; Burnett 2-19; Green 2-13; Winningham 1-12 ; Ballage 1-9

INTERCEPTIONS: SA - Mayfield Jr. 1-17

FUMBLES (Fumble-Lost): SA - 0-0

ARL - 0-0

SACKS (Sack-Yds): SA - McCloud 1-8; Ward 0.5-5; Scott 0.5-5

ARL - Clare 1-17; Taylor III 1-7

TACKLES (UA-A): SA - Williams 10 (8-2)

ARL - Thomas III 6 (4-2)

BRAHMAS NOTES

Lovett Loves the Endzone
Running back John Lovett, the team's leading rusher in 2024, found the endzone against the Renegades and scored the team's only touchdown. Lovett finished the game with eight attempts for 18 yards. The Brahmas multi-facteted rushing attack will look to rebound in Week 2.

Welcome to San Antonio, Jacob Harris
Wide receiver Jacob Harris, who also made his UFL debut, impressed in the loss, catching four passes for 63 yards. All four of his receptions were for 10 or more yards. His longest reception of 19 yards came in the third quarter. Harris also had a 17-yard reception in the first quarter and another 17-yard reception in the second quarter.

Another Game, Another Takeaway
In the second quarter, Corey Mayfield Jr. intercepted Renegades quarterback Luis Perez for San Antonio's first defensive takeaway of the season. It's Mayfield Jr.'s first interception in the UFL, and it extends the Brahmas streak of games with a takeaway to five (dating back to last season, including playoffs). Mayfield Jr. also recorded five tackles and one pass defensed.

De La Haye's First Field Goal
After having his 2024 season cut short due to injury, kicker Donald De La Haye made his way back to the gridiron on Saturday and booted a 39-yard field goal in the second quarter for his first made field goal since high school. De La Haye, also known as "Deestroying" online, finished the game 1-for-2 on his attempts, as he pushed a 56-yard attempt wide left in the third quarter.

Brad Wing in Midseason Form
Punter Brad Wing's first punt of the season was for 69 yards, already besting his season-high from 2024 (64). Wing finished the game with three punts for 163 yards (54.3 Avg).



SAN ANTONIO

ST. LOUIS

9
26

GAME 2

The Dome at America's Center • St. Louis, Missouri
April 6, 2025

Brahmas Fall On the Road at Battlehawks, 26-9

SA0360-9

STL31463-26

FIRST QUARTER

STL - Blankenship, Rodrigo 45 yd FG , 8-59 5:33

SECOND QUARTER

STL - Saylor, Jacob 20 yd TD RUSH (2PT ATT RUSH by Jacob Saylor GOOD) , 7-60 3:41

STL - Saylor, Jacob 1 yd TD RUSH (2PT ATT PASS to Gary Jennings Jr. FAILED) , 7-64 4:11

SA - De La Haye, Donald 31 yd FG , 12-73 3:21

THIRD QUARTER

STL - Saylor, Jacob 5 yd TD RUSH (1PT ATT PASS to Jacob Saylor FAILED) , 12-80 7:19

SA - Corbin, Jashaun 1 yd TD RUSH (2PT ATT RUSH by Kellen Mond FAILED) , 6-53 3:13

FOURTH QUARTER

STL - Blankenship, Rodrigo 22 yd FG , 9-23 6:40

	SA	ARL
FIRST DOWNS	11	20
RUSHES-YARDS (NET)	19-112	39-164
PASSING-YARDS (NET)	111	155
Passes Comp-Att-Int	13-27-1	12-17-0
TOTAL OFF PLAYS-YARDS	50-223	57-319
Fumble Returns-Yards	0-0	0-0
Punt Returns-Yards	3-18	3-49
Kickoff Returns-Yards	6-171	2-49
Interception Returns-Yards	0-0	1-0
Punts (Number-Avg)	4-50.3	3-48.7
Fumbles-Lost	0-0	0-0
Penalties-Yards	10-83	5-40
Possession Time	24:07	35:53
Third-Down Conversions	5-13	8-15
Fourth-Down Conversions	1-3	0-0
Red-Zone Scores-Chances	1-3	2-4
Alt. Kickoffs	0-0	0-0

RUSHING: SA - McFarland 6-55; Corbin 10-38; Mond 3-19

STL - Wilkins 9-58; Saylor 11-46; Pearson 2-14; Jennings Jr. 1-13; Howard 6-13; Latulas 5-12; Duggan 4-10; Jackson 1- -2

PASSING (C-A-I-YDS-TD):

SA - Mond 13-27-1-129-0

STL - Perez 12-16-0-162-0; Duggan 0-1-0-0

RECEIVING: SA -Kirklin 4-43; Harris 3-69; Ward 2-7; Corbin 2-4; McMath 1-8; McFarland 1-2

STL - Saylor 3-25; Pearson 2-8; Mims 2-20; Jennings Jr. 1-58; Jackson 1-26; Sutherland 1-14; Howard 1-11

INTERCEPTIONS: STL - Sebastian 1-0

FUMBLES (Fumble-Lost): SA - 0-0

STL - 0-0

SACKS (Sack-Yds): SA - Jones 1-7

STL - Meadors 1-0; Feeney 1-9; Faoliu 1-7; Tau-moepenu 1-2

TACKLES (UA-A): SA - Beckett 9 (5-4)

STL -Wells 5 (3-2)

BRAHMAS NOTES

Corbin Claims His First Pro TD
Needing a score to get the offense going, Jashaun Corbin found the endzone in the third quarter with a one-yard rushing touchdown. It is the first professional touchdown for the former Texas A&M Aggies and New York Giants running back. Corbin finished the night with 10 attempts for 38 yards and the team's only touchdown in the loss.

Jacob Harris: A QB's Best Friend
After an impressive UFL debut last week against Arlington, Jacob Harris continued to produce in this Brahmas offense. Harris recorded three catches for 69 yards in the first half against the Battlehawks. His longest catch of 30 yards came in the second quarter. Harris looks comfortable and has served as a security blanket for Kellen Mond so far this season.

Tackling Tough Tasks
After only registering two tackles for loss last week, the Brahmas defense certainly improved in that category with eight tackles for loss on Sunday night (BoPete Keyes x2, Tavante Beckett, Jalen Elliott, Ikenna Enechukwu, Rashod Berry, Kobe Jones and Toby Ndukwe). San Antonio also picked up one sack (Kobe Jones), the defense's second of the season. After a down game in Week 1, Beckett led the team in tackles with nine (five solo) against St. Louis.

A Rough Road Ahead
The Brahmas fall to 0-2 on the season, now having lost four of their last five games dating back to last season (including playoffs). San Antonio never lost consecutive games last season. Additionally, the three other teams in the XFL Conference (St. Louis Battlehawks, D.C. Defenders and Arlington Renegades) all sit at 2-0 atop the conference. The Brahmas can get their first win of the season in a non-conference matchup against the Michigan Panthers next Sunday at Ford Field.



2025 GAME RECAPS



SAN ANTONIO

MICHIGAN

23

26



SAN ANTONIO

D.C.

24

18

GAME 3

Ford Field • Detroit, Michigan
April 13, 2025

GAME 4

Audi Field • Washington, D.C.
April 20, 2025

Brahmas Come Up Short at Michigan Panthers

Brahmas Hold Off Defenders, Earn First Win of Season

SA

MICH

3

0

6

10

6

13

8

3

- 23

- 26

FIRST QUARTER

SA - D. De La Haye 36-yard field goal 9:59 4:41

SECOND QUARTER

SA - De La Haye 55-yard field goal 4-7 1:21; De La Haye 33-yard field goal 10-54 5:32

MICH - B. Perkins 2-yard rush (1-pt conversion rush by Perkins good) 4-46 2:12; B. Potter 34-yard field goal 10-44 1:51

THIRD QUARTER

MICH - B. Perkins 2-yard rush (1-pt conversion rush by T. Taua good) 11-65 6:35

SA - A. McFarland 15-yard pass from K. Mond (2-pt conversion no good) 11-64 6:24

MICH - J. Shirden 43-yard rush (1-pt conversion no good) 2-55 00:43

FOURTH QUARTER

SA - J. Williams 0-yard TD INT return (2-pt conversion rush by J. Corbin good)

MICH - B. Potter 28-yard field goal 10-36 3:55

	SA	MICH
FIRST DOWNS	17	22
RUSHES-YARDS (NET)	24-121	27-115
PASSING-YARDS (NET)	136	199
Passes Comp-Att-Int	19-31-0	19-27-1
TOTAL PLAYS-YARDS	57-257	55-314
Fumble Returns-Yards	0-0	0-0
Punt Returns-Yards	1-12	1-10
Kickoff Returns-Yards	5-103	6-212
Interception Returns-Yards	1-85-1	0-0
Punts (Number-Avg)	2-51.0	2-50.5
Fumbles-Lost	2-0	1-0
Penalties-Yards	11-103	5-24
Possession Time	31:26	28:34
Third-Down Conversions	6-13	6-12
Fourth-Down Conversions	1-1	1-1
Red-Zone Scores-Chances	1-3	2-6
Alt. Kickoffs	0-0	0-0

RUSHING: SA - McFarland 7-54; Mond 6-39; Lovett 7-18; Corbin 4-10

MICH - Shirden 7-59-1; Perkins 10-30-2; McCrary 7-14; Taua 3-12

PASSING (C-A-I-YDS-TD):

SA - Mond 19-31-0-152-1

ARL - Perkins 17-23-1-193-0; Etling 2-4-0-21-0

RECEIVING: SA - Kirklin 5-27; Harris 4-56; Ward 4-26; Sexton 3-15; McFarland 2-21; Lovett 1-7

MICH - Mariner 5-54; Turner 5-54; Ross 3-51; Moore 2-24; Hikutini 1-13; Nacua 1-12; Oakes 1-8

INTERCEPTIONS: SA - J. Williams 1-85

FUMBLES (Fumble-Lost): SA - Tecklenburg 1-0; Mond 1-0

MICH - Perkins 1-0

SACKS (Sack-Yds): SA - Beckett 0.5-8; Sykes 0.5-8

MICH - Ginda 0.5-7; Willekes 0.5-7; Marino 1.0-3

TACKLES (UA-A): SA - Williams 2-2; Elliot 2-1; Beckett 1-1; Sykes 1-1; Lawrence 1-0; Steele 1-0; Black 1-0; Nelson 0-1

MICH - Ginda 2-3; Marino 2-0; Dawkins 2-0; Nacua 1-1; Tarpley III 1-1; Dooley 1-0; Alexander 1-0; Miller Jr. 1-0

BRAHMAS NOTES

SA

D.C.

12

0

6

12

6

6

0

0

- 24

- 18

FIRST QUARTER

SA - A. Robbins 2-yard rush (2-pt conversion no good) 11-76 6:15; Sexton 0-yard TD punt return (2-pt conversion no good)

SECOND QUARTER

DC - Moore-McKinney 39-yard pass from Taamu (2-pt conversion no good) 8-70 4:00; McCrane 25-yard field goal 10-72 4:57

SA - Robbins 5-yard rush (2-pt conversion no good) 11-61 6:30

DC - McCrane 42-yard field goal 3-38 00:21

THIRD QUARTER

DC - Taamu 7-yard rush (2-pt conversion no good) 10-81 4:54

SA - Ward 9-yard pass from Mond (2-pt conversion no good) 8-50 4:15

	SA	DC
FIRST DOWNS	16	19
RUSHES-YARDS (NET)	32-98	29-116
PASSING-YARDS (NET)	121	293
Passes Comp-Att-Int	14-20-0	19-31-0
TOTAL OFF PLAYS-YARDS	52-219	61-409
Fumble Returns-Yards	0-0	0-0
Punt Returns-Yards	3-107	4-43
Kickoff Returns-Yards	2-41	5-121
Interception Returns-Yards	0-0	1-0
Punts (Number-Avg)	3-35.7	4-10.8
Fumbles-Lost	0-0	1-0
Penalties-Yards	7-45	13-121
Possession Time	28:58	31:02
Third-Down Conversions	5-10	4-11
Fourth-Down Conversions	0-1	0-2
Red-Zone Scores-Chances	3-3	1-3
Alt. Kickoffs	0-0	0-0

RUSHING: SA - McFarland 14-55; Corbin 11-24; Robbins 4-13; Mond 3-6

DC - Taamu 10-74; Smith 13-39; Jackson 5-5

PASSING (C-A-I-YDS-TD):

SA - Mond 14-20-0-121-1

DC - Taamu 19-31-0-300-1

RECEIVING: SA - Harris 3-35; Ward 3-20-1; McFarland 3-14; Kirklin 2-18; Stevenson 1-13; Corbin 1-13; Stilianos 1-8

DC - Rowland 7-62; Sanders 3-87; Powell 3-52; Mickens 2-21; Smith 2-14; Moore-McKinney 1-39-1; Antonio 1-25

FUMBLES (Fumble-Lost): SA - 0-0

DC - Rowland 1-0

SACKS (Sack-Yds): SA - Emili 1.0-7

TACKLES (UA-A): SA - Beckett 4-0; Mayfield Jr. 2-1; Williams 1-1; Jones 1-0; Wieland 1-0; Patton 1-0; Elliot 0-2; Phillips 1-0

DC - Thompson 3-1; Ojemudia 1-2; Wallace 1-1; Roberson 1-1; Hawkins 1-1; Anderson 1-1; Hines III 1-0; Thomas 1-0

BRAHMAS NOTES



2025 GAME RECAPS



SAN ANTONIO

HOUSTON

9

33

GAME 5

Alamodome • San Antonio, Texas
April 27, 2025

Brahmas Drop Home Opener to Houston

SA0030-3

HOU3969-27

FIRST QUARTER
HOU - Blewitt 38-yard field goal 8-31 4:14

SECOND QUARTER
HOU - White 6-yard rush (1-pt conversion no good) 11-61 6:03; Blewitt 29-yard field goal 17-78 9:41

THIRD QUARTER
HOU - Merritt 21-yard rush (1-pt conversion no good) 10-71 5:30
SA - Vizczino 33-yard field goal 4-7 2:06

FOURTH QUARTER
HOU - Williams 68-yard TD INT return (3-pt conversion pass caught by E. Butler good)

	SA	HOU
FIRST DOWNS	6	18
RUSHES-YARDS (NET)	14-77	32-106
PASSING-YARDS (NET)	41	167
Passes Comp-Att-Int	10-24-2	22-31-1
TOTAL PLAYS-YARDS	42-118	65-273
Fumble Returns-Yards	0-0	0-0
Punt Returns-Yards	3-35	3-14
Kickoff Returns-Yards	5-110	2-63
Interception Returns-Yards	1-12	2-88-1
Punts (Number-Avg)	5-47.8	3-46.0
Fumbles-Lost	0-0	3-0
Penalties-Yards	8-58	2-10
Possession Time	22:50	37:10
Third-Down Conversions	1-10	5-12
Fourth-Down Conversions	0-2	1-2
Red-Zone Scores-Chances	0-2	1-2
Alt. Kickoffs	0-0	0-0

RUSHING: SA - McFarland 6-40; Guarantano 3-24; Robbins 3-12; Corbin 2-1
HOU - White 11-40; Merritt 6-24; McClendon 8-17; Lingard 6-13; Keys III 1-12

PASSING (C-A-I-YDS-TD):
SA - Guarantano 6-15-1-29-0; Mond 4-9-1-25-0
HOU - McClendon 22-32-1-171-0

RECEIVING: SA - Kirklın 4-21; Corbin 3-14; Harris 1-24; Stilianos 1-6
HOU - Hall 9-68; Pederson 3-27; Chism 3-18; Vasher 1-14; Butler 1-10; Merritt 1-8; Keys III 1-8; Simms 1-7; Spivey 1-6; White 1-5

INTERCEPTIONS: SA - Elliot 1-12
HOU - Williams 1-68; Elder 1-20

FUMBLES (Fumble-Lost): HOU - McClendon 2-0; Keys III 1-0

SACKS (Sack-Yds): SA - Jones 1.0-4
HOU - Jones 1.0-7; Bower 1.0-9; Allen 0.5-4; Franklin 0.5-3; Antwine 1.0-0

TACKLES (UA-A): SA - Beckett 3-1; Williams 3-0; Mosley 1-2; Steele 2-0; Jones 1-1; Langford 1-0; Phillips 1-0; Phelps 1-0
HOU - Bower 2-0; White 1-0; Moody 1-0; Berry 1-0; ONeal Jr. 1-0; Allen 0-1; Marsh 0-1; Jones 0-1

BRAHMAS NOTES

Jacob Harris Stretches the Field
Jacob Harris made the most of his limited targets, hauling in a 24-yard reception—the Brahmas' longest play from scrimmage on the day. Harris continues to be a vertical option in the passing game and a trusted target for both Kellen Mond and Jarrett Guarantano.

McFarland Makes an Impact on the Ground
Running back Anthony McFarland led the Brahmas' ground attack with 40 yards on six carries, including a 25-yard burst in the first half. McFarland also added a 35-yard kickoff return, finishing as one of the few bright spots for the San Antonio offense. McFarland totaled 65 all-purpose yards adding to his league-leading 562 all-purpose yards.

Tackling Titans
For the second straight week, linebacker Jordan Williams paced the defense with a team-high nine total tackles (eight solo). Safety Jordan Mosley and linebacker Tavante Beckett followed closely with eight tackles apiece. The defense limited Houston to 167 passing yards, forced one interception and had six tackles for loss.

A Tough Stretch Continues
After falling to 1-4 on the season, the Brahmas have now lost five of their last six games dating back to last season. San Antonio sits at the bottom of the UFL XFL Conference standings, with only three regular-season games remaining. The Brahmas will look to regroup and pick up a crucial win next week when they face the Birmingham Stallions at Protective Stadium.



San Antonio Brahmas 2025 Season Stats
Game Results
(As of Apr 29, 2025)



Date	Opponent	Site		Score	Overall	Start
03-29-25	Arlington Renegades	Arlington,TX	L	9-33	0-1	04:00 PM ET
04-06-25	St. Louis Battlehawks	St. Louis,MO	L	9-26	0-2	06:30 PM ET
04-13-25	Michigan Panthers	Detroit,MI	L	23-26	0-3	12:00 PM ET
04-20-25	DC Defenders	Washington,DC	W	24-18	1-3	05:00 PM ET
04-27-25	Houston Roughnecks	San Antonio,TX	L	3-27	1-4	03:00 PM ET

San Antonio Brahmas Records

Overall	1-4
Home	0-1
Away	1-3
Current Streak	0

San Antonio Brahmas 2025 Season Stats
Team Statistics
(As of Apr 29, 2025)



Team Statistics	SA	OPP
SCORING	68	130
Points Per Game	13.6	26.0
Points Off Turnovers	15	14
FIRST DOWNS	63	101
Rushing	30	43
Passing	27	47
Penalty	6	11
RUSHING YARDAGE	512	685
Yards gained rushing	537	742
Yards lost rushing	25	57
Rushing Attempts	109	158
Average Per Rush	4.7	4.3
Average Per Game	102.4	137.0
TDs Rushing	4	13
PASSING YARDAGE	545	976
Comp-Att-Int	73-133-3	92-133-3
Average Per Pass	4.1	7.3
Average Per Catch	7.5	10.6
Average Per Game	109.0	195.2
TDs Passing	2	1
TOTAL OFFENSE	1057	1661
Total Plays	254	295
Average Yards Per Play	4.2	5.6
Average Plays Per Game	50.8	59.0
Average Yards Per Game	211.4	332.2
KICK RETURNS: #-Yards	24-581	17-494
PUNT RETURNS: #-Yards	12-190	12-133
INT RETURNS: #-Yards	3-114	3-88
KICK RETURN AVERAGE	24.2	29.1
PUNT RETURN AVERAGE	15.8	11.1
INT RETURNS: #-Yards	3-114	3-88
INT RETURN AVERAGE	38.0	29.3
FUMBLES-LOST	3-0	5-0
PENALTIES-Yards	47-383	36-265
Average Penalties Per Game	9.4	7.2
Average Yards Per Game	76.6	53.0
PUNTS-Yards	19-948	14-663
Average Per Punt	49.9	47.4
Net Punting Average	42.9	33.8
KICKOFFS-Yards	17-1108	27-1694
Average Per Kick	65.2	62.7
Net Kicking Average	36.1	41.2
TIME OF POSSESSION/Game	27:12	32:45
3RD-DOWN Conversions	19-57	31-62
3rd-Down Pct	33%	50%
4th-DOWN Conversions	4-11	3-6
4th-Down Pct	36%	50%
SACKS BY-Yards	4-34	12-81
MISC YARDS	34	0
TOUCHDOWNS SCORED	8	15
FIELD GOALS MADE-ATTEMPTED	6-8	9-10
RED-ZONE SCORES	(6-13) 46%	(9-19) 47%
RED-ZONE SCORING	(6-13) 46%	(9-19) 47%
ALTERNATIVE KICKS	(0-1) 0%	(0-0) 0%
1PT CONVERSION-ATTEMPTS	0-0 (0%)	2-6 (33%)
2PT CONVERSION-ATTEMPTS	1-7 (14%)	4-8 (50%)
3PT CONVERSION-ATTEMPTS	0-1 (0%)	1-1 (100%)

Score by Quarters	1st	2nd	3rd	4th	OT	Total
San Antonio Brahmas	15	18	21	14	0	68
Opponents	14	53	39	24	0	130

San Antonio Brahmas 2025 Season Stats
Individual Statistics - Offense
(As of Apr 29, 2025)



Rushing	GP	Att	Gain	Loss	Net	Avg	TD	Lng	Avg/Gm
Anthony McFarland	5	36	247	11	236	6.6	0	31	47.2
Jashaun Corbin	5	33	114	5	109	3.3	1	21	21.8
Kellen Mond	5	15	82	0	82	5.5	0	15	16.4
John Lovett	2	15	41	5	36	2.4	1	12	18.0
Aidan Robbins	2	7	29	4	25	3.6	2	15	12.5
Jarrett Guarantano	1	3	24	0	24	8.0	0	16	24.0
Total	5	109	537	25	512	4.7	4	31	102.4
Opponents	5	158	742	57	685	4.3	13	77	137.0

Passing	GP	Eff	C-A-I	Pct	Yds	TD	Lng	Avg/G
Kellen Mond	5	101.48	67-118-2	56.8	597	2	30	119.4
Jarrett Guarantano	1	42.91	6-15-1	40.0	29	0	9	29.0
Total	5	89.76	73-133-3	54.9	545	2	30	109.0
Opponents	5	128.78	92-133-3	69.2	976	1	58	195.2

Receiving	GP	No.	Yds	Avg	TD	Lng	Avg/Gm
Jontre Kirklin	5	19	149	7.8	0	24	29.8
Jacob Harris	5	15	247	16.5	0	30	49.4
Greg Ward	5	13	77	5.9	1	15	15.4
Anthony McFarland	5	8	39	4.9	1	15	7.8
Jashaun Corbin	5	7	33	4.7	0	13	6.6
Mathew Sexton	4	3	15	5.0	0	9	3.8
John Lovett	2	2	23	11.5	0	16	11.5
Steven Stilianos	4	2	14	7.0	0	8	3.5
Marquez Stevenson	4	2	12	6.0	0	13	3.0
Justin Smith	3	1	9	9.0	0	9	3.0
Racey McMath	3	1	8	8.0	0	8	2.7
Total	5	73	626	8.6	2	30	125.2
Opponents	5	92	1010	11.0	1	58	202.0

San Antonio Brahmas 2025 Season Stats
Individual Statistics - Returns
(As of Apr 29, 2025)



Punt Returns	No.	Yds	Avg	TD	Lng
Mathew Sexton	8	154	19.3	1	83
Marquez Stevenson	3	29	9.7	0	15
Greg Ward	1	7	7.0	0	7
Total	12	190	15.8	1	83
Opponents	12	133	11.1	0	21

Interceptions	No.	Yds	Avg	TD	Lng
Jordan Williams	1	85	85.0	1	85
Corey Mayfield Jr.	1	17	17.0	0	17
Jalen Elliott	1	12	12.0	0	12
Total	3	114	38.0	1	85
Opponents	3	88	29.3	1	68

Kick Returns	No.	Yds	Avg	TD	Lng
Anthony McFarland	11	297	27.0	0	35
Jontre Kirklin	7	165	23.6	0	37
Jashaun Corbin	4	84	21.0	0	24
Mathew Sexton	1	20	20.0	0	28
Darius Phillips	1	15	15.0	0	15
Total	24	581	24.2	0	37
Opponents	17	494	29.1	0	49

Fumble Returns	No.	Yds	Avg	TD	Lng
Willie Tyler III	1	0	0.0	0	0
Sam Tecklenburg	1	0	0.0	0	0
Total	0	0	0	0	0
Opponents	0	0	0	0	0

San Antonio Brahmas 2025 Season Stats
Individual Statistics - All Purpose and Scoring
(As of Apr 29, 2025)



All-Purpose Yardage

Total Offense	G	Plays	Rush	Pass	Total	Avg/G
Kellen Mond	5	133	82	597	679	135.8
Anthony McFarland	5	36	236	0	236	47.2
Jashaun Corbin	5	33	109	0	109	21.8
Jarrett Guarantano	1	18	24	29	53	53.0
John Lovett	2	15	36	0	36	18.0
Aidan Robbins	2	7	25	0	25	12.5
Total	5	242	512	545	1057	211.4
Opponent	5	291	685	976	1661	332.2

Scoring	TD	FG	1PT PAT		2PT PAT		3PT PAT		DEFENSE				Pts
			Rush	Rcv	Rush	Rcv	Rush	Rcv	1PT	2PT	3PT	Saf	
Aidan Robbins	2	-	0	0	0	0	0	0	-	-	-	-	12
Jashaun Corbin	1	-	0	0	1	0	0	0	-	-	-	-	8
John Lovett	1	-	0	0	0	0	0	0	-	-	-	-	6
Jordan Williams	1	-	0	0	0	0	0	0	-	-	-	-	6
Greg Ward	1	-	0	0	0	0	0	0	-	-	-	-	6
Anthony McFarland	1	-	0	0	0	0	0	0	-	-	-	-	6
Mathew Sexton	1	-	0	0	0	0	0	0	-	-	-	-	6
Total	8	6	0	0	1	0	0	0	0	0	0	0	68
Opponents	15	9	2	0	1	3	0	1	0	0	0	0	130

PATs	1PT PAT			2PT PAT			3PT PAT			DEFENSE			Pts
	Rush	Rcv	Pass	Rush	Rcv	Pass	Rush	Rcv	Pass	1PT	2PT	3PT	
Kellen Mond	0-0	0-0	0-0	0-1	0-0	0-4	0-0	0-0	0-1	-	-	-	0
Jashaun Corbin	0-0	-	0-0	1-1	-	0-0	0-0	-	0-0	-	-	-	1
Greg Ward	0-0	0-0	0-0	0-0	0-0	0-0	0-0	0-1	0-0	-	-	-	0
Total	0-0	0-0	0-0	1-3	0-4	0-4	0-0	0-1	0-1	0-0	0-0	0-0	1
Opponents	2-3	0-3	0-3	1-1	3-7	3-7	0-0	1-1	1-1	0-0	0-1	0-0	7

San Antonio Brahmas 2025 Season Stats
Overall Defensive Statistics
(As of Apr 29, 2025)



##	Defensive Leaders	GP	Tackles				Sacks		Pass Defense			Fumbles			BK		Saf
			UA	A	Tot	TFL/Yds	No	Yds	Int	IRYds	Brup	FF	FR	Yds			
01	Tavante Beckett	5	28	16	44	3-5	0.5	8	0	0	0	0	0	0	0	0	0
15	Jordan Williams	5	28	12	40	3-10	0	0	1	85	2	0	0	0	0	0	0
23	Jordan Mosley	5	18	11	29	0-0	0	0	0	0	2	0	0	0	0	0	0
25	Jalen Elliott	5	16	11	27	1-2	0	0	1	12	2	0	0	0	0	0	0
28	Corey Mayfield Jr.	5	13	5	18	0-0	0	0	1	17	2	1	0	0	0	0	0
52	Kobe Jones	5	8	9	17	3-12	2	11	0	0	0	1	0	0	0	0	0
22	Chris Steele	5	14	2	16	1-1	0	0	0	0	2	0	0	0	0	0	0
92	Rashard Lawrence	5	9	6	15	5-14	0	0	0	0	0	0	0	0	0	0	0
32	Henry Black	5	8	7	15	1-5	0	0	0	0	0	0	0	0	0	0	0
02	Darius Phillips	4	13	1	14	0-0	0	0	0	0	3	0	0	0	0	0	0
99	Caeveon Patton	5	3	9	12	0-3	0	0	0	0	0	0	0	0	0	0	0
21	William Hooper	4	9	1	10	1-2	0	0	0	0	1	0	0	0	0	0	0
98	Prince Emili	3	9	1	10	2-10	1	7	0	0	0	0	0	0	0	0	0
97	Garrett Nelson	4	6	4	10	0-0	0	0	0	0	0	0	0	0	0	0	0
03	BoPete Keyes	3	7	2	9	2-3	0	0	0	0	1	0	0	0	1	0	0
93	Jacob Sykes	5	2	6	8	1-2	0.5	8	0	0	0	0	0	0	0	0	0
47	Lonnie Phelps	5	6	1	7	2-3	0	0	0	0	0	0	0	0	0	0	0
04	Greedy Williams	1	6	0	6	0-0	0	0	0	0	0	0	0	0	0	0	0
31	Nate Wieland	4	4	2	6	1-2	0	0	0	0	0	0	0	0	0	0	0
80	Racey McMath	3	3	3	6	0-0	0	0	0	0	0	0	0	0	0	0	0
24	Derrick Langford	2	4	1	5	0-0	0	0	0	0	2	0	0	0	0	0	0
87	Mathew Sexton	4	4	0	4	0-0	0	0	0	0	0	0	0	0	0	0	0
29	Tariq Carpenter	3	3	1	4	0-0	0	0	0	0	0	0	0	0	0	0	0
91	Ikenna Enechukwu	3	2	2	4	1-1	0	0	0	0	0	0	0	0	0	0	0
96	Nelson Ceaser	2	0	2	2	0-0	0	0	0	0	0	0	0	0	0	0	0
06	Jashaun Corbin	5	1	0	1	0-0	0	0	0	0	0	0	0	0	0	0	0
16	Jacob Harris	5	1	0	1	0-0	0	0	0	0	0	0	0	0	0	0	0
19	David Anenih	1	1	0	1	0-0	0	0	0	0	0	0	0	0	0	0	0
41	Anthony McFarland	5	1	0	1	0-0	0	0	0	0	0	0	0	0	0	0	0
43	Rashod Berry	2	1	0	1	1-4	0	0	0	0	0	0	0	0	0	0	0
44	Toby Ndukwe	2	1	0	1	1-2	0	0	0	0	0	0	0	0	0	0	0
85	Steven Stilianos	4	1	0	1	0-0	0	0	0	0	0	0	0	0	0	0	0
Total		5	230	115	345	29-81	4	34	3	114	18	2	0	0	1	0	0
Opponents		5	190	107	297	25-84	12	81	3	88	25	2	0	0	0	0	0

San Antonio Brahmas 2025 Season Stats
Overall Individual Statistics - Field Goals
(As of Apr 29, 2025)



Field Goals	FG	Pct.	01-19	20-29	30-39	40-49	50+	Long	Blkd
Donald De La Haye	5-7	71.4	0-0	0-0	4-4	0-0	1-3	55	0
Tristan Vizcaino	1-1	100.0	0-0	0-0	1-1	0-0	0-0	33	0
Total	6-8	75.0	0-0	0-0	5-5	0-0	1-3	55	0
Opponents	9-10	90.0	0-0	5-5	2-2	2-3	0-0	45	1

FG Sequence	San Antonio Brahmas				Opponents			
	Dist	Res	Qtr	Clock	Dist	Res	Qtr	Clock
Arlington Renegades	39	GOOD	2	9:42	26	GOOD	4	00:19
	56	MISS	3	00:10				
St. Louis Battlehawks	31	GOOD	2	00:00	45	GOOD	1	1:45
					22	GOOD	4	10:04
Michigan Panthers	36	GOOD	1	10:19	44	MISS	1	00:03
	55	GOOD	2	13:42	34	GOOD	2	00:00
	33	GOOD	2	5:59	28	GOOD	4	00:51
	53	MISS	4	00:00				
DC Defenders					24	GOOD	2	6:53
					42	GOOD	2	00:02
Houston Roughnecks	33	GOOD	3	00:40	38	GOOD	1	8:41
					29	GOOD	2	00:00

San Antonio Brahmas 2025 Season Stats
Overall Individual Statistics - Special Teams
(As of Apr 29, 2025)



Punting	No	Yds	Avg	Lng	TB	FC	In20
Brad Wing	19	948	49.9	69	1	0	7
Total	19	948	49.9	69	1	0	7
Opponents	14	663	47.4	67	0	0	4

Kickoffs	No	Yds	Avg	TB	OB	Retn	Net
Donald De La Haye	10	661	66.1	0	0	--	--
Tristan Vizcaino	7	447	63.9	0	0	--	--
Total	17	1108	65.2	0	0	29.1	36.1
Total	27	1694	62.7	2	0	24.2	38.5

San Antonio Brahmas 2025 Season Stats
Team Game-by-Game
(As of Apr 29, 2025)



Offense		Rushing				Receiving				Passing				Kick Returns				Punt Returns				Tot Pts	Pts	
Date	Opponent	No	Yds	TD	Lng	No	Yds	TD	Lng	C-A-I	Yds	TD	Lng	No	Yds	TD	Lng	No	Yds	TD	Lng	Off	TO	Scrd
03-29-25	Arlington Renegades	20	105	1	31	17	159	0	19	17-31-0	135	0	19	6	154	0	33	2	18	0	15	240	3	9
04-06-25	St. Louis Battlehawks	19	112	1	22	13	129	0	30	13-27-1	111	0	30	6	171	0	37	3	18	0	11	223	0	9
04-13-25	Michigan Panthers	24	120	0	29	19	153	1	30	19-31-0	137	1	30	5	105	0	24	1	12	0	12	257	8	23
04-20-25	DC Defenders	32	98	2	18	14	121	1	30	14-20-0	121	1	30	2	41	0	23	3	107	1	83	219	0	24
04-27-25	Houston Roughnecks	14	77	0	25	10	64	0	24	10-24-2	41	0	24	5	110	0	35	3	35	0	21	118	3	3
Games Played: 5		109	512	4	31	73	626	2	30	73-133-3	545	2	30	24	581	0	37	12	190	1	83	1057	14	68
Opponent Totals		Per Att 4.7				Per Cth 8.6				Eff: 89.76 Y/G: 109.0				Avg 24.2				Avg 15.8				211.4		
		158	685	13	77	92	1010	1	58	92-133-3	976	1	58	17	494	0	49	12	133	0	21	1661	15	130
		Per Att 4.3				Per Cth 11.0				Eff: 128.78 Y/G: 195.2				Avg 29.1				Avg 11.1				332.2		

Defense		Tackles				Sacks		Fumbles			Pass Defense			Blkd	PAT Attempts			TO	Pts	
Date	Opponent	UA	A	Total	TFL-Yds	No	Yds	FF	FR	Yds	Int	Yds	Brup	Kick	Kick	Rush	Pass		Saf	Allw
03-29-25	Arlington Renegades	45	21	66	2-5	0	0	0	0	0	1	17	2	0	0-0	0-0	0-0	0	0	33
04-06-25	St. Louis Battlehawks	43	27	70	8-27	1	7	0	0	0	0	0	2	0	0-0	0-1	0-0	1	0	26
04-13-25	Michigan Panthers	42	27	69	4-12	1	16	0	0	0	1	85	5	1	0-0	1-1	0-1	0	0	26
04-20-25	DC Defenders	49	21	70	9-21	1	7	1	0	0	0	0	4	0	0-0	0-1	0-3	0	0	18
04-27-25	Houston Roughnecks	51	19	70	6-16	1	4	1	0	0	1	12	5	0	0-0	0-0	0-0	2	0	27
Games Played: 5		230	115	345	29-81	4	34	2	0	0	3	114	18	1	0-0	1-3	0-4	3	0	130
Opponent Totals		190	107	297	25-84	12	81	2	0	0	3	88	25	0	0-0	1-1	3-7	3	0	68

Special Teams		Punting							Field Goals			Kickoffs				
Date	Opponent	No	Yds	Avg	Long	Blkd	TB	I20	M-A	Long	Blkd	No	Yds	Avg	TB	OB
03-29-25	Arlington Renegades	3	163	54.3	69	0	0	1	1-2	39	0	2	137	68.5	0	0
04-06-25	St. Louis Battlehawks	4	201	50.3	62	0	0	1	1-1	31	0	2	125	62.5	0	0
04-13-25	Michigan Panthers	3	149	49.7	55	0	1	0	3-4	55	0	6	399	66.5	0	0
04-20-25	DC Defenders	4	196	49.0	57	0	0	3	0-0	0	0	5	312	62.4	0	0
04-27-25	Houston Roughnecks	5	239	47.8	65	0	0	2	1-1	33	0	2	135	67.5	0	0
Games Played: 5		19	948	49.9	69	0	1	7	6-8	55	0	17	1108	65.2	0	0
Opponent Totals		14	663	47.4	67	0	0	4	9-10	45	1	27	1694	62.7	2	0

San Antonio Brahmas 2025 Season Stats
Opponent Game-by-Game
(As of Apr 29, 2025)



Offense		Rushing				Receiving				Passing				Kick Returns				Punt Returns				Tot Pts	Pts	
Date	Opponent	No	Yds	TD	Lng	No	Yds	TD	Lng	C-A-I	Yds	TD	Lng	No	Yds	TD	Lng	No	Yds	TD	Lng	Off	TO	Scrd
03-29-25	Arlington Renegades	31	183	4	77	20	164	0	25	20-26-1	164	0	25	2	49	0	27	1	17	0	17	347	0	33
04-06-25	St. Louis Battlehawks	39	164	3	20	12	162	0	58	12-17-0	155	0	58	2	49	0	26	3	49	0	21	319	3	26
04-13-25	Michigan Panthers	27	115	3	43	19	214	0	32	19-27-1	198	0	32	6	212	0	49	1	10	0	10	313	0	26
04-20-25	DC Defenders	29	117	1	16	19	299	1	42	19-31-0	292	1	42	5	121	0	30	4	43	0	16	409	0	18
04-27-25	Houston Roughnecks	32	106	2	21	22	171	0	19	22-32-1	167	0	19	2	63	0	35	3	14	0	9	273	12	27
Games Played: 5		158	685	13	77	92	1010	1	58	92-133-3	976	1	58	17	494	0	49	12	133	0	21	1661	15	130
		Per Att 4.3				Per Cth 11.0				Eff: 128.78	Y/G: 195.2			Avg 29.1				Avg 11.1				332.2		
San Antonio Brahmas Totals		109	512	4	31	73	626	2	30	73-133-3	545	2	30	24	581	0	37	12	190	1	83	1057	14	68
		Per Att 4.7				Per Cth 8.6				Eff: 89.76	Y/G: 109.0			Avg 24.2				Avg 15.8				211.4		

Defense		Tackles				Sacks		Fumbles			Pass Defense			Blkd	PAT Attempts				TO	Pts
Date	Opponent	UA	A	Total	TFL-Yds	No	Yds	FF	FR	Yds	Int	Yds	Brup	Kick	Kick	Rush	Pass		Saf	Allw
03-29-25	Arlington Renegades	43	11	54	7-32	2	24	1	0	0	0	0	7	0	0-0	0-0	3-4	1	0	9
04-06-25	St. Louis Battlehawks	37	19	56	4-20	4	18	0	0	0	1	0	6	0	0-0	1-1	0-1	0	0	9
04-13-25	Michigan Panthers	42	35	77	4-4	2	16	1	0	0	0	0	4	0	0-0	0-0	0-0	1	0	23
04-20-25	DC Defenders	39	24	63	6-13	0	0	0	0	0	0	0	2	0	0-0	0-0	0-2	0	0	24
04-27-25	Houston Roughnecks	29	18	47	4-15	4	23	0	0	0	2	88	6	0	0-0	0-0	0-0	1	0	3
Games Played: 5		190	107	297	25-84	12	81	2	0	0	3	88	25	0	0-0	1-1	3-7	3	0	68
San Antonio Brahmas Totals		230	115	345	29-81	4	34	2	0	0	3	114	18	1	0-0	1-3	0-4	3	0	130

Special Teams		Punting							Field Goals			Kickoffs				
Date	Opponent	No	Yds	Avg	Long	Blkd	TB	I20	M-A	Long	Blkd	No	Yds	Avg	TB	OB
03-29-25	Arlington Renegades	2	103	51.5	67	0	0	1	1-1	26	0	6	389	64.8	0	0
04-06-25	St. Louis Battlehawks	3	146	48.7	57	0	0	0	2-2	45	0	6	390	65.0	0	0
04-13-25	Michigan Panthers	2	101	50.5	57	0	0	1	2-3	34	1	5	305	61.0	0	0
04-20-25	DC Defenders	4	175	43.8	47	0	0	1	2-2	42	0	5	304	60.8	2	0
04-27-25	Houston Roughnecks	3	138	46.0	47	0	0	1	2-2	38	0	5	306	61.2	0	0
Games Played: 5		14	663	47.4	67	0	0	4	9-10	45	1	27	1694	62.7	2	0
San Antonio Brahmas Totals		19	948	49.9	69	0	1	7	6-8	55	0	17	1108	65.2	0	0

San Antonio Brahmas 2025 Season Stats
Game Superlatives
(As of Apr 29, 2025)



San Antonio Brahmas Individual Game Highs

Rushes	14	McFarland, Anthony at DC Defenders (04-20-25)
Yards Rushing	55	McFarland, Anthony at St. Louis Battlehawks (04-06-25)
	55	McFarland, Anthony at DC Defenders (04-20-25)
TD Rushes	2	Robbins, Aidan at DC Defenders (04-20-25)
Long Rush	31	McFarland, Anthony at Arlington Renegades (03-29-25)
Rushing Average (Min. 5)	9.2 55-6	McFarland, Anthony at St. Louis Battlehawks (04-06-25)
Pass attempts	31	Mond, Kellen at Arlington Renegades (03-29-25)
	31	Mond, Kellen at Michigan Panthers (04-13-25)
Pass completions	19	Mond, Kellen at Michigan Panthers (04-13-25)
Yards passing	159	Mond, Kellen at Arlington Renegades (03-29-25)
TD Passes	1	Mond, Kellen at Michigan Panthers (04-13-25)
	1	Mond, Kellen at DC Defenders (04-20-25)
Interceptions Thrown	1	Mond, Kellen at St. Louis Battlehawks (04-06-25)
	1	Mond, Kellen vs. Houston Roughnecks (04-27-25)
	1	Guarantano, Jarrett vs. Houston Roughnecks (04-27-25)
Long Pass	30	Mond, Kellen at St. Louis Battlehawks (04-06-25)
	30	Mond, Kellen at Michigan Panthers (04-13-25)
	30	Mond, Kellen at DC Defenders (04-20-25)
Times Sacked	4	Mond, Kellen at St. Louis Battlehawks (04-06-25)
Passing Average (Min. 5)	6.1 121-20	Mond, Kellen at DC Defenders (04-20-25)
Completion Average (Min. 5)	9.9 129-13	Mond, Kellen at St. Louis Battlehawks (04-06-25)
Completion Percentage (Min. 5)	70 14-20	Mond, Kellen at DC Defenders (04-20-25)
Receptions	5	Kirklin, Jontre at Michigan Panthers (04-13-25)
Targets	9	Harris, Jacob at Michigan Panthers (04-13-25)
Yards Receiving	69	Harris, Jacob at St. Louis Battlehawks (04-06-25)
TD Receptions	1	McFarland, Anthony at Michigan Panthers (04-13-25)
	1	Ward, Greg at DC Defenders (04-20-25)
Long Reception	30	Harris, Jacob at St. Louis Battlehawks (04-06-25)
	30	Harris, Jacob at Michigan Panthers (04-13-25)
	30	Harris, Jacob at DC Defenders (04-20-25)
Field Goals made	3	De La Haye, Donald at Michigan Panthers (04-13-25)
Field Goals attempted	4	De La Haye, Donald at Michigan Panthers (04-13-25)
Long Field Goal Made	55	De La Haye, Donald at Michigan Panthers (04-13-25)
Points Scored	12	Robbins, Aidan at DC Defenders (04-20-25)
Punts	5	Wing, Brad vs. Houston Roughnecks (04-27-25)
Punting Average (Min. 3)	50.3 201-4	Wing, Brad at St. Louis Battlehawks (04-06-25)
Long Punt	69	Wing, Brad at Arlington Renegades (03-29-25)
Punts Inside 20	3	Wing, Brad at DC Defenders (04-20-25)
Long Punt Return	83	Sexton, Mathew at DC Defenders (04-20-25)
Long Kickoff Return	37	Kirklin, Jontre at St. Louis Battlehawks (04-06-25)
Long Interception Return	85	Williams, Jordan at Michigan Panthers (04-13-25)
Total Tackles	14	Beckett, Tavante at DC Defenders (04-20-25)
Tackles For Loss	3	Lawrence, Rashard at DC Defenders (04-20-25)
Tackles For Loss Yards	7	Jones, Kobe at St. Louis Battlehawks (04-06-25)
	7	Lawrence, Rashard at DC Defenders (04-20-25)
	7	Emili, Prince at DC Defenders (04-20-25)
Sacks	1	Jones, Kobe at St. Louis Battlehawks (04-06-25)
	1	Emili, Prince at DC Defenders (04-20-25)
	1	Jones, Kobe vs. Houston Roughnecks (04-27-25)
Sack Yards	8	Beckett, Tavante at Michigan Panthers (04-13-25)
	8	Sykes, Jacob at Michigan Panthers (04-13-25)
Interceptions	1	Mayfield Jr., Corey at Arlington Renegades (03-29-25)
	1	Williams, Jordan at Michigan Panthers (04-13-25)
	1	Elliott, Jalen vs. Houston Roughnecks (04-27-25)
Pass Breakups	2	Steele, Chris at Michigan Panthers (04-13-25)
	2	Langford, Derrick vs. Houston Roughnecks (04-27-25)
	2	Elliott, Jalen vs. Houston Roughnecks (04-27-25)
Forced Fumbles	1	Mayfield Jr., Corey at DC Defenders (04-20-25)
	1	Jones, Kobe vs. Houston Roughnecks (04-27-25)

San Antonio Brahmas 2025 Season Stats
Game Superlatives
(As of Apr 29, 2025)



San Antonio Brahmas Opponent Individual Game Highs

Rush Attempts	16	Dae Hunter, Dae vs Arlington Renegades (03-29-25)
Rushing Yards	110	Ballage, Kalen vs Arlington Renegades (03-29-25)
TD Rushes	3	Smith, DeVeon vs Arlington Renegades (03-29-25)
	3	Saylors, Jacob vs St. Louis Battlehawks (04-06-25)
Long Rush	77	Ballage, Kalen vs Arlington Renegades (03-29-25)
Rushing Average	1	Smith, DeVeon vs Arlington Renegades (2025-03-29)
	1	Jackson, Deon vs DC Defenders (2025-04-20)
Pass Attempts	32	McClendon, Jalan vs Houston Roughnecks (04-27-25)
Pass Completions	22	McClendon, Jalan vs Houston Roughnecks (04-27-25)
Passing Yards	299	Taamu, Jordan vs DC Defenders (04-20-25)
Long Pass	58	Wilkins, Manny vs St. Louis Battlehawks (04-06-25)
Completion Percentage	2	Etling, Danny vs Michigan Panthers (2025-04-13)
Receptions	9	Hall, Justin vs Houston Roughnecks (04-27-25)
Targets	10	Rowland, Chris vs DC Defenders (04-20-25)
	10	Hall, Justin vs Houston Roughnecks (04-27-25)
Long Reception	58	Jennings Jr., Gary vs St. Louis Battlehawks (04-06-25)
Field Goals Made	2	Blankenship, Rodrigo vs St. Louis Battlehawks (04-06-25)
	2	Potter, B.T. vs Michigan Panthers (04-13-25)
	2	McCrane, Matt vs DC Defenders (04-20-25)
	2	Blewitt, Chris vs Houston Roughnecks (04-27-25)
Field Goals Attempted	3	Potter, B.T. vs Michigan Panthers (04-13-25)
Long Field Goal Made	45	Blankenship, Rodrigo vs St. Louis Battlehawks (04-06-25)
Punts	4	Brooks, Paxton vs DC Defenders (04-20-25)
Punting Average	51.5	King, Marquette vs Arlington Renegades (2025-03-29)
Long Punt	67	King, Marquette vs Arlington Renegades (03-29-25)
Long Punt Return	21	Pearson, Jahcour vs St. Louis Battlehawks (04-06-25)
Long Kickoff Return	49	Ross, Devin vs Michigan Panthers (04-13-25)
Long Interception Return	68	Williams, Rayshad vs Houston Roughnecks (04-27-25)
Sack Yards	17	Clarke, Will vs Arlington Renegades (03-29-25)
Pass Breakups	2	Price, Jayden vs Arlington Renegades (03-29-25)
	2	Payton-Jones, Chris vs St. Louis Battlehawks (04-06-25)
	2	Sebastian, Brandon vs St. Louis Battlehawks (04-06-25)
	2	Lovely, Keni-H vs Michigan Panthers (04-13-25)
	2	Elder, Corn vs Houston Roughnecks (04-27-25)

San Antonio Brahmas 2025 Season Stats
Game Superlatives
(As of Apr 29, 2025)



San Antonio Brahmas Team Game Highs

Rushes	32		at DC Defenders (04-20-25)
Yards Rushing	120		at Michigan Panthers (04-13-25)
Rushing Average (Min. 3)	5.9	112-19	at St. Louis Battlehawks (04-06-25)
TD Rushes	2		at DC Defenders (04-20-25)
Stuffed Rushes	11		at DC Defenders (04-20-25)
Pass Completions	19		at Michigan Panthers (04-13-25)
Pass Attempts	31		at Arlington Renegades (03-29-25)
	31		at Michigan Panthers (04-13-25)
Passing Yards	137		at Michigan Panthers (04-13-25)
Passing Average (Min. 3)	6.1	121-20	at DC Defenders (04-20-25)
Completion Average (Min. 3)	8.6	121-14	at DC Defenders (04-20-25)
Completion Percentage (Min. 10)	70	14-20	at DC Defenders (04-20-25)
TD Passes	1		at Michigan Panthers (04-13-25)
	1		at DC Defenders (04-20-25)
Sacked	4		at St. Louis Battlehawks (04-06-25)
	4		vs. Houston Roughnecks (04-27-25)
Total Offensive Plays	57		at Michigan Panthers (04-13-25)
Offensive Average	4.5		at Arlington Renegades (03-29-25)
	4.5		at St. Louis Battlehawks (04-06-25)
	4.5		at Michigan Panthers (04-13-25)
Points	24		at DC Defenders (04-20-25)
Margin of Victory	6		at DC Defenders (04-20-25)
Touchdowns	4		at DC Defenders (04-20-25)
Field Goals Made	3		at Michigan Panthers (04-13-25)
Field Goals Attempted	4		at Michigan Panthers (04-13-25)
Punts	5		vs. Houston Roughnecks (04-27-25)
Punting Average (Min. 3)	50.3	201-4	at St. Louis Battlehawks (04-06-25)
Long Punt	69		at Arlington Renegades (03-29-25)
Punts Inside 20	3		at DC Defenders (04-20-25)
First Downs	17		at Michigan Panthers (04-13-25)
First Downs by Rush	9		at Michigan Panthers (04-13-25)
First Downs by Pass	7		at Arlington Renegades (03-29-25)
	7		at Michigan Panthers (04-13-25)
First Downs by Penalty	4		at DC Defenders (04-20-25)
Penalties	11		at Arlington Renegades (03-29-25)
	11		at Michigan Panthers (04-13-25)
Penalty Yards	103		at Michigan Panthers (04-13-25)
Turnovers	2		vs. Houston Roughnecks (04-27-25)
Turnover Margin	1		at St. Louis Battlehawks (04-06-25)
	1		vs. Houston Roughnecks (04-27-25)
Points Off Turnovers	8		at Michigan Panthers (04-13-25)
Interceptions Thrown	2		vs. Houston Roughnecks (04-27-25)
Fumbles	2		at Michigan Panthers (04-13-25)
Tackles	70		at St. Louis Battlehawks (04-06-25)
	70		at DC Defenders (04-20-25)
	70		vs. Houston Roughnecks (04-27-25)
Tackles for Loss	9		at DC Defenders (04-20-25)
Sacks	1		at St. Louis Battlehawks (04-06-25)
	1		at Michigan Panthers (04-13-25)
	1		at DC Defenders (04-20-25)
	1		vs. Houston Roughnecks (04-27-25)
Interceptions (by Defense)	1		at Arlington Renegades (03-29-25)
	1		at Michigan Panthers (04-13-25)
	1		vs. Houston Roughnecks (04-27-25)
Pass Breakups	5		at Michigan Panthers (04-13-25)
	5		vs. Houston Roughnecks (04-27-25)
Blocked Kicks	1		at Michigan Panthers (04-13-25)
Blocked Kicks	1		at Michigan Panthers (04-13-25)
3rd Down Conversions Made	6		at Michigan Panthers (04-13-25)
3rd Down Conversions Att	13		at St. Louis Battlehawks (04-06-25)
	13		at Michigan Panthers (04-13-25)

4/30/25, 5:00 AM

3rd Down Conversions	50	5-10	at DC Defenders (04-20-25)
	46.2	6-13	at Michigan Panthers (04-13-25)
4th Down Conversions Made	2		at Arlington Renegades (03-29-25)
4th Down Conversions Att	4		at Arlington Renegades (03-29-25)
4th Down Conversions	100	1-1	at Michigan Panthers (04-13-25)
Red Zone Attempts	3		at St. Louis Battlehawks (04-06-25)
	3		at Michigan Panthers (04-13-25)
	3		at DC Defenders (04-20-25)
Red Zone Scores	3		at DC Defenders (04-20-25)
Red Zone Percentage	100	3-3	at DC Defenders (04-20-25)
Time of Possession (secs)	1874		at Michigan Panthers (04-13-25)
TOP Margin (secs)	160		at Michigan Panthers (04-13-25)
Scoring Drives	4		at Michigan Panthers (04-13-25)
10+ Play Drives	3		at Michigan Panthers (04-13-25)
75+ Yard Drives	1		at Arlington Renegades (03-29-25)
	1		at DC Defenders (04-20-25)
	1		vs. Houston Roughnecks (04-27-25)
5+ Min Drives	3		at Michigan Panthers (04-13-25)
Drives started in opp territory	2		vs. Houston Roughnecks (04-27-25)
Average Field Position	36		vs. Houston Roughnecks (04-27-25)

San Antonio Brahmas 2025 Season Stats
Game Superlatives
(As of Apr 29, 2025)



San Antonio Brahmas Team Game Lows

Rushes	14		vs. Houston Roughnecks (04-27-25)
Yards Rushing	77		vs. Houston Roughnecks (04-27-25)
Rushing Average (Min. 3)	3.1	98-32	at DC Defenders (04-20-25)
TD Rushes	1		at Arlington Renegades (03-29-25)
	1		at St. Louis Battlehawks (04-06-25)
Stuffed Rushes	3		at St. Louis Battlehawks (04-06-25)
Pass Completions	10		vs. Houston Roughnecks (04-27-25)
Pass Attempts	20		at DC Defenders (04-20-25)
Passing Yards	41		vs. Houston Roughnecks (04-27-25)
Passing Average (Min. 3)	1.7	41-24	vs. Houston Roughnecks (04-27-25)
Completion Average (Min. 3)	4.1	41-10	vs. Houston Roughnecks (04-27-25)
Completion Percentage (Min. 10)	41.7	10-24	vs. Houston Roughnecks (04-27-25)
TD Passes	1		at Michigan Panthers (04-13-25)
	1		at DC Defenders (04-20-25)
Sacked	2		at Arlington Renegades (03-29-25)
	2		at Michigan Panthers (04-13-25)
Total Offensive Plays	42		vs. Houston Roughnecks (04-27-25)
Offensive Average	2.8		vs. Houston Roughnecks (04-27-25)
Points	3		vs. Houston Roughnecks (04-27-25)
Margin of Victory	-24		at Arlington Renegades (03-29-25)
	-24		vs. Houston Roughnecks (04-27-25)
Touchdowns	1		at Arlington Renegades (03-29-25)
	1		at St. Louis Battlehawks (04-06-25)
Field Goals Made	1		at Arlington Renegades (03-29-25)
	1		at St. Louis Battlehawks (04-06-25)
	1		vs. Houston Roughnecks (04-27-25)
Field Goals Attempted	1		at St. Louis Battlehawks (04-06-25)
	1		vs. Houston Roughnecks (04-27-25)
Punts	3		at Arlington Renegades (03-29-25)
	3		at Michigan Panthers (04-13-25)
Punting Average (Min. 3)	47.8	239-5	vs. Houston Roughnecks (04-27-25)
Long Punt	55		at Michigan Panthers (04-13-25)
Punts Inside 20	1		at Arlington Renegades (03-29-25)
	1		at St. Louis Battlehawks (04-06-25)
First Downs	6		vs. Houston Roughnecks (04-27-25)
First Downs by Rush	4		vs. Houston Roughnecks (04-27-25)
First Downs by Pass	2		vs. Houston Roughnecks (04-27-25)
First Downs by Penalty	1		at Arlington Renegades (03-29-25)
	1		at Michigan Panthers (04-13-25)
Penalties	7		at DC Defenders (04-20-25)
Penalty Yards	45		at DC Defenders (04-20-25)
Turnovers	1		at St. Louis Battlehawks (04-06-25)
Turnover Margin	-1		at Arlington Renegades (03-29-25)
	-1		at Michigan Panthers (04-13-25)
Points Off Turnovers	3		at Arlington Renegades (03-29-25)
	3		vs. Houston Roughnecks (04-27-25)
Interceptions Thrown	1		at St. Louis Battlehawks (04-06-25)
Fumbles	1		at Arlington Renegades (03-29-25)
Tackles	66		at Arlington Renegades (03-29-25)
Tackles for Loss	2		at Arlington Renegades (03-29-25)
Sacks	1		at St. Louis Battlehawks (04-06-25)
	1		at Michigan Panthers (04-13-25)
	1		at DC Defenders (04-20-25)
	1		vs. Houston Roughnecks (04-27-25)
Interceptions (by Defense)	1		at Arlington Renegades (03-29-25)
	1		at Michigan Panthers (04-13-25)
	1		vs. Houston Roughnecks (04-27-25)
Pass Breakups	2		at Arlington Renegades (03-29-25)
	2		at St. Louis Battlehawks (04-06-25)
Blocked Kicks	1		at Michigan Panthers (04-13-25)

4/30/25, 5:00 AM

Blocked Kicks	1		at Michigan Panthers (04-13-25)
3rd Down Conversions Made	1		vs. Houston Roughnecks (04-27-25)
3rd Down Conversions Att	10		at DC Defenders (04-20-25)
	10		vs. Houston Roughnecks (04-27-25)
3rd Down Conversions	10	1-10	vs. Houston Roughnecks (04-27-25)
Red Zone Attempts	2		at Arlington Renegades (03-29-25)
	2		vs. Houston Roughnecks (04-27-25)
Red Zone Scores	1		at Arlington Renegades (03-29-25)
	1		at St. Louis Battlehawks (04-06-25)
	1		at Michigan Panthers (04-13-25)
Red Zone Percentage	00	0-2	vs. Houston Roughnecks (04-27-25)
Time of Possession (secs)	1370		vs. Houston Roughnecks (04-27-25)
TOP Margin (secs)	-860		vs. Houston Roughnecks (04-27-25)
Scoring Drives	1		vs. Houston Roughnecks (04-27-25)
10+ Play Drives	1		at Arlington Renegades (03-29-25)
75+ Yard Drives	1		at Arlington Renegades (03-29-25)
	1		at DC Defenders (04-20-25)
	1		vs. Houston Roughnecks (04-27-25)
5+ Min Drives	1		at St. Louis Battlehawks (04-06-25)
	1		vs. Houston Roughnecks (04-27-25)
Drives started in opp territory	1		at Michigan Panthers (04-13-25)
	1		at DC Defenders (04-20-25)
Average Field Position	28		at Arlington Renegades (03-29-25)

San Antonio Brahmas 2025 Season Stats
Game Superlatives
(As of Apr 29, 2025)



Opponent Team Game Highs

Rushes	39		at St. Louis Battlehawks (04-06-25)
Yards Rushing	183		at Arlington Renegades (03-29-25)
Rushing Average (Min. 3)	5.9	183-31	at Arlington Renegades (03-29-25)
TD Rushes	4		at Arlington Renegades (03-29-25)
Stuffed Rushes	14		at St. Louis Battlehawks (04-06-25)
Pass Completions	22		vs. Houston Roughnecks (04-27-25)
Pass Attempts	32		vs. Houston Roughnecks (04-27-25)
Passing Yards	292		at DC Defenders (04-20-25)
Passing Average (Min. 3)	9.4	292-31	at DC Defenders (04-20-25)
Completion Average (Min. 3)	15.4	292-19	at DC Defenders (04-20-25)
Completion Percentage (Min. 10)	76.9	20-26	at Arlington Renegades (03-29-25)
TD Passes	1		at DC Defenders (04-20-25)
Sacked	1		at St. Louis Battlehawks (04-06-25)
	1		at Michigan Panthers (04-13-25)
	1		at DC Defenders (04-20-25)
	1		vs. Houston Roughnecks (04-27-25)
Total Offensive Plays	65		vs. Houston Roughnecks (04-27-25)
Offensive Average	6.7		at DC Defenders (04-20-25)
Points	33		at Arlington Renegades (03-29-25)
Margin of Victory	24		at Arlington Renegades (03-29-25)
	24		vs. Houston Roughnecks (04-27-25)
Touchdowns	4		at Arlington Renegades (03-29-25)
Field Goals Made	2		at St. Louis Battlehawks (04-06-25)
	2		at Michigan Panthers (04-13-25)
	2		at DC Defenders (04-20-25)
	2		vs. Houston Roughnecks (04-27-25)
Field Goals Attempted	3		at Michigan Panthers (04-13-25)
Punts	4		at DC Defenders (04-20-25)
Punting Average (Min. 3)	43.8	175-4	at DC Defenders (04-20-25)
Long Punt	67		at Arlington Renegades (03-29-25)
Punts Inside 20	1		at Arlington Renegades (03-29-25)
	1		at Michigan Panthers (04-13-25)
	1		at DC Defenders (04-20-25)
	1		vs. Houston Roughnecks (04-27-25)
First Downs	22		at Arlington Renegades (03-29-25)
	22		at Michigan Panthers (04-13-25)
First Downs by Rush	11		at Arlington Renegades (03-29-25)
First Downs by Pass	13		at Michigan Panthers (04-13-25)
First Downs by Penalty	4		at St. Louis Battlehawks (04-06-25)
Penalties	13		at DC Defenders (04-20-25)
Penalty Yards	121		at DC Defenders (04-20-25)
Turnovers	1		at Arlington Renegades (03-29-25)
	1		at Michigan Panthers (04-13-25)
	1		vs. Houston Roughnecks (04-27-25)
Turnover Margin	1		at Arlington Renegades (03-29-25)
	1		at Michigan Panthers (04-13-25)
Points Off Turnovers	12		vs. Houston Roughnecks (04-27-25)
Interceptions Thrown	1		at Arlington Renegades (03-29-25)
	1		at Michigan Panthers (04-13-25)
	1		vs. Houston Roughnecks (04-27-25)
Fumbles	3		vs. Houston Roughnecks (04-27-25)
Tackles	77		at Michigan Panthers (04-13-25)
Tackles for Loss	7		at Arlington Renegades (03-29-25)
Sacks	4		at St. Louis Battlehawks (04-06-25)
	4		vs. Houston Roughnecks (04-27-25)
Interceptions (by Defense)	2		vs. Houston Roughnecks (04-27-25)
Pass Breakups	7		at Arlington Renegades (03-29-25)
3rd Down Conversions Made	8		at Arlington Renegades (03-29-25)
	8		at St. Louis Battlehawks (04-06-25)
3rd Down Conversions Att	15		at St. Louis Battlehawks (04-06-25)
3rd Down Conversions	66.7	8-12	at Arlington Renegades (03-29-25)

4th Down Conversions Made	1		at Arlington Renegades (03-29-25)
	1		at Michigan Panthers (04-13-25)
	1		vs. Houston Roughnecks (04-27-25)
4th Down Conversions Att	2		at DC Defenders (04-20-25)
	2		vs. Houston Roughnecks (04-27-25)
4th Down Conversions	100	1-1	at Arlington Renegades (03-29-25)
	100	1-1	at Michigan Panthers (04-13-25)
Red Zone Attempts	6		at Michigan Panthers (04-13-25)
Red Zone Scores	3		at Arlington Renegades (03-29-25)
Red Zone Percentage	75	3-4	at Arlington Renegades (03-29-25)
Time of Possession (secs)	2230		vs. Houston Roughnecks (04-27-25)
TOP Margin (secs)	860		vs. Houston Roughnecks (04-27-25)
Scoring Drives	5		at Arlington Renegades (03-29-25)
	5		at St. Louis Battlehawks (04-06-25)
	5		at Michigan Panthers (04-13-25)
10+ Play Drives	3		at Michigan Panthers (04-13-25)
	3		at DC Defenders (04-20-25)
	3		vs. Houston Roughnecks (04-27-25)
75+ Yard Drives	2		at Arlington Renegades (03-29-25)
	2		at DC Defenders (04-20-25)
5+ Min Drives	3		at St. Louis Battlehawks (04-06-25)
	3		vs. Houston Roughnecks (04-27-25)
Drives started in opp territory	2		at Arlington Renegades (03-29-25)
	2		at St. Louis Battlehawks (04-06-25)
	2		at Michigan Panthers (04-13-25)
	2		vs. Houston Roughnecks (04-27-25)
Average Field Position	48		at Michigan Panthers (04-13-25)

San Antonio Brahmas 2025 Season Stats
Game Superlatives
(As of Apr 29, 2025)



Opponent Team Game Lows

Rushes	27		at Michigan Panthers (04-13-25)
Yards Rushing	106		vs. Houston Roughnecks (04-27-25)
Rushing Average (Min. 3)	3.3	106-32	vs. Houston Roughnecks (04-27-25)
TD Rushes	1		at DC Defenders (04-20-25)
Stuffed Rushes	4		at Arlington Renegades (03-29-25)
Pass Completions	12		at St. Louis Battlehawks (04-06-25)
Pass Attempts	17		at St. Louis Battlehawks (04-06-25)
Passing Yards	155		at St. Louis Battlehawks (04-06-25)
Passing Average (Min. 3)	5.2	167-32	vs. Houston Roughnecks (04-27-25)
Completion Average (Min. 3)	7.6	167-22	vs. Houston Roughnecks (04-27-25)
Completion Percentage (Min. 10)	61.3	19-31	at DC Defenders (04-20-25)
TD Passes	1		at DC Defenders (04-20-25)
Sacked	1		at St. Louis Battlehawks (04-06-25)
	1		at Michigan Panthers (04-13-25)
	1		at DC Defenders (04-20-25)
	1		vs. Houston Roughnecks (04-27-25)
Total Offensive Plays	55		at Michigan Panthers (04-13-25)
Offensive Average	4.2		vs. Houston Roughnecks (04-27-25)
Points	18		at DC Defenders (04-20-25)
Margin of Victory	-6		at DC Defenders (04-20-25)
Touchdowns	2		at DC Defenders (04-20-25)
Field Goals Made	1		at Arlington Renegades (03-29-25)
Field Goals Attempted	1		at Arlington Renegades (03-29-25)
Punts	2		at Arlington Renegades (03-29-25)
	2		at Michigan Panthers (04-13-25)
Punting Average (Min. 3)	43.8	175-4	at DC Defenders (04-20-25)
Long Punt	47		at DC Defenders (04-20-25)
	47		vs. Houston Roughnecks (04-27-25)
Punts Inside 20	1		at Arlington Renegades (03-29-25)
	1		at Michigan Panthers (04-13-25)
	1		at DC Defenders (04-20-25)
	1		vs. Houston Roughnecks (04-27-25)
First Downs	18		vs. Houston Roughnecks (04-27-25)
First Downs by Rush	6		at Michigan Panthers (04-13-25)
First Downs by Pass	7		at St. Louis Battlehawks (04-06-25)
First Downs by Penalty	1		at DC Defenders (04-20-25)
Penalties	2		vs. Houston Roughnecks (04-27-25)
Penalty Yards	10		vs. Houston Roughnecks (04-27-25)
Turnovers	1		at Arlington Renegades (03-29-25)
	1		at Michigan Panthers (04-13-25)
	1		vs. Houston Roughnecks (04-27-25)
Turnover Margin	-1		at St. Louis Battlehawks (04-06-25)
	-1		vs. Houston Roughnecks (04-27-25)
Points Off Turnovers	3		at St. Louis Battlehawks (04-06-25)
Interceptions Thrown	1		at Arlington Renegades (03-29-25)
	1		at Michigan Panthers (04-13-25)
	1		vs. Houston Roughnecks (04-27-25)
Fumbles	1		at Michigan Panthers (04-13-25)
	1		at DC Defenders (04-20-25)
Tackles	47		vs. Houston Roughnecks (04-27-25)
Tackles for Loss	4		at St. Louis Battlehawks (04-06-25)
	4		at Michigan Panthers (04-13-25)
	4		vs. Houston Roughnecks (04-27-25)
Sacks	2		at Arlington Renegades (03-29-25)
	2		at Michigan Panthers (04-13-25)
Interceptions (by Defense)	1		at St. Louis Battlehawks (04-06-25)
Pass Breakups	2		at DC Defenders (04-20-25)
3rd Down Conversions Made	4		at DC Defenders (04-20-25)
3rd Down Conversions Att	11		at DC Defenders (04-20-25)
3rd Down Conversions	36.4	4-11	at DC Defenders (04-20-25)
	41.7	5-12	vs. Houston Roughnecks (04-27-25)

4/30/25, 5:00 AM

Red Zone Attempts	2		vs. Houston Roughnecks (04-27-25)
Red Zone Scores	1		at DC Defenders (04-20-25)
	1		vs. Houston Roughnecks (04-27-25)
Red Zone Percentage	33.3	2-6	at Michigan Panthers (04-13-25)
	33.3	1-3	at DC Defenders (04-20-25)
Time of Possession (secs)	1714		at Michigan Panthers (04-13-25)
TOP Margin (secs)	-160		at Michigan Panthers (04-13-25)
Scoring Drives	4		at DC Defenders (04-20-25)
	4		vs. Houston Roughnecks (04-27-25)
10+ Play Drives	1		at St. Louis Battlehawks (04-06-25)
75+ Yard Drives	1		at St. Louis Battlehawks (04-06-25)
	1		vs. Houston Roughnecks (04-27-25)
5+ Min Drives	2		at Arlington Renegades (03-29-25)
	2		at Michigan Panthers (04-13-25)
Drives started in opp territory	2		at Arlington Renegades (03-29-25)
	2		at St. Louis Battlehawks (04-06-25)
	2		at Michigan Panthers (04-13-25)
	2		vs. Houston Roughnecks (04-27-25)
Average Field Position	27		at DC Defenders (04-20-25)

San Antonio Brahmas 2025 Season Stats
Participation
(As of Apr 29, 2025)



#	PLAYER	GP	GS	ARL	STL	MICH	DC	HOU
19	David Anenih	1	0	XX
01	Tavante Beckett	5	5	ST	ST	ST	ST	ST
43	Rashod Berry	2	0	..	XX	XX
32	Henry Black	5	0	XX	XX	XX	XX	XX
29	Tariq Carpenter	3	0	XX	XX	XX
96	Nelson Ceaser	2	0	XX	XX
06	Jashaun Corbin	5	2	XX	ST	XX	ST	XX
11	Donald De La Haye	3	0	XX	XX	XX
55	Greg Eiland	5	2	XX	XX	XX	ST	ST
25	Jalen Elliott	5	5	ST	ST	ST	ST	ST
98	Prince Emili	3	2	ST	XX	ST
91	Ikenna Enechukwu	3	0	..	XX	XX	XX	..
77	Chuck Filiaga	2	1	ST	XX	..
90	Matt Gotel	1	0	XX
18	Jarrett Guarantano	1	0	XX
73	Vitaliy Gurman	4	0	XX	XX	XX	..	XX
16	Jacob Harris	5	4	ST	ST	XX	ST	ST
68	Zuri Henry	5	5	ST	ST	ST	ST	ST
21	William Hooper	4	0	XX	XX	XX	..	XX
52	Kobe Jones	5	5	ST	ST	ST	ST	ST
74	Derrick Kelly II	3	2	..	ST	ST	..	XX
03	BoPete Keyes	3	1	XX	XX	ST
13	Jontre Kirklin	5	5	ST	ST	ST	ST	ST
24	Derrick Langford	2	2	ST	ST
92	Rashard Lawrence	5	2	XX	XX	ST	ST	XX
07	John Lovett	2	1	ST	..	XX
46	Cameron Lyons	5	0	XX	XX	XX	XX	XX
88	Alize Mack	4	4	ST	ST	ST	..	ST
28	Corey Mayfield Jr.	5	2	ST	ST	XX	XX	XX
41	Anthony McFarland	5	2	XX	XX	ST	XX	ST
80	Racey McMath	3	0	XX	XX	XX
12	Kellen Mond	5	5	ST	ST	ST	ST	ST
67	Aaron Monteiro	5	5	ST	ST	ST	ST	ST
23	Jordan Mosley	5	5	ST	ST	ST	ST	ST
44	Toby Ndukwe	2	0	XX	XX
97	Garrett Nelson	4	2	ST	..	ST	XX	XX
99	Caeveon Patton	5	5	ST	ST	ST	ST	ST
47	Lonnie Phelps	5	3	XX	ST	XX	ST	ST
02	Darius Phillips	4	4	ST	ST	..	ST	ST
27	Aidan Robbins	2	0	XX	XX
87	Mathew Sexton	4	1	..	XX	ST	XX	XX
10	Justin Smith	3	0	XX	..	XX	XX	..
22	Chris Steele	5	3	XX	ST	ST	XX	ST
05	Marquez Stevenson	4	0	XX	XX	..	XX	XX
85	Steven Stilianos	4	1	..	XX	XX	ST	XX
93	Jacob Sykes	5	3	XX	ST	ST	ST	XX
71	Sam Tecklenburg	5	5	ST	ST	ST	ST	ST
66	Willie Tyler III	5	5	ST	ST	ST	ST	ST
14	Tristan Vizcaino	2	0	XX	XX

San Antonio Brahmas 2025 Season Stats
Participation
(As of Apr 29, 2025)



#	PLAYER	GP	GS	ARL	STL	MICH	DC	HOU
17	Greg Ward	5	5	ST	ST	ST	ST	ST
31	Nate Wieland	4	0	..	XX	XX	XX	XX
04	Greedy Williams	1	1	ST
15	Jordan Williams	5	5	ST	ST	ST	ST	ST
09	Brad Wing	5	0	XX	XX	XX	XX	XX

San Antonio Brahmas 2025 Season Stats
Starters
(As of Apr 29, 2025)



Offense	1	2	3	4	5	6	7	8	9	10	11
ARL	Filiaga, (OL)	Monteiro, (OL)	Tecklenburg, (OL)	Mond, (QB)	Lovett, (RB)	Henry, (T)	Tyler III, (T)	Mack, (TE)	Harris, (WR)	Kirklin, (WR)	Ward, (WR)
STL	Kelly II, (OL)	Monteiro, (OL)	Tecklenburg, (OL)	Mond, (QB)	Corbin, (RB)	Henry, (T)	Tyler III, (T)	Mack, (TE)	Harris, (WR)	Kirklin, (WR)	Ward, (WR)
MICH	Kelly II, (OL)	Monteiro, (OL)	Tecklenburg, (OL)	Mond, (QB)	McFarland, (RB)	Henry, (T)	Tyler III, (T)	Mack, (TE)	Kirklin, (WR)	Sexton, (WR)	Ward, (WR)
DC	Eiland, (OL)	Monteiro, (OL)	Tecklenburg, (OL)	Mond, (QB)	Corbin, (RB)	Henry, (T)	Tyler III, (T)	Stilianos, (TE)	Harris, (WR)	Kirklin, (WR)	Ward, (WR)
HOU	Eiland, (OL)	Monteiro, (OL)	Tecklenburg, (OL)	Mond, (QB)	McFarland, (RB)	Henry, (T)	Tyler III, (T)	Mack, (TE)	Harris, (WR)	Kirklin, (WR)	Ward, (WR)
Defense	1	2	3	4	5	6	7	8	9	10	11
ARL	Mayfield Jr., (CB)	Phillips, (CB)	Williams, (CB)	Jones, (DE)	Emili, (DT)	Patton, (DT)	Beckett, (LB)	Williams, (MLB)	Nelson, (OLB)	Elliott, (SAF)	Mosley, (SAF)
STL	Mayfield Jr., (CB)	Phillips, (CB)	Steele, (CB)	Jones, (DE)	Patton, (DT)	Sykes, (DT)	Beckett, (LB)	Williams, (MLB)	Phelps, (OLB)	Elliott, (SAF)	Mosley, (SAF)
MICH	Keyes, (CB)	Steele, (CB)	Jones, (DE)	Lawrence, (DT)	Patton, (DT)	Sykes, (DT)	Beckett, (LB)	Williams, (MLB)	Nelson, (OLB)	Elliott, (SAF)	Mosley, (SAF)
DC	Langford, (CB)	Phillips, (CB)	Jones, (DE)	Lawrence, (DT)	Patton, (DT)	Sykes, (DT)	Beckett, (LB)	Williams, (MLB)	Phelps, (OLB)	Elliott, (SAF)	Mosley, (SAF)
HOU	Langford, (CB)	Phillips, (CB)	Steele, (CB)	Jones, (DE)	Emili, (DT)	Patton, (DT)	Beckett, (LB)	Williams, (MLB)	Phelps, (OLB)	Elliott, (SAF)	Mosley, (SAF)

San Antonio Brahmas 2025 Season Stats
Total Tackles Game-by-Game
(As of Apr 29, 2025)



Total Tackles	UA-A	Total	ARL	STL	MICH	DC	HOU
Tavante Beckett	28-16	44	3-0	5-4	5-5	11-3	4-4
Jordan Williams	28-12	40	8-2	4-2	4-5	4-2	8-1
Jordan Mosley	18-11	29	4-2	6-1	3-1	1-3	4-4
Jalen Elliott	16-11	27	2-1	5-0	2-5	6-3	1-2
Corey Mayfield Jr.	13-5	18	3-2	3-1	5-1	2-1	-
Kobe Jones	8-9	17	1-2	1-1	3-3	2-0	1-3
Chris Steele	14-2	16	1-0	1-0	5-1	4-1	3-0
Rashard Lawrence	9-6	15	2-2	0-3	2-1	3-0	2-0
Henry Black	8-7	15	-	1-4	3-0	3-2	1-1
Darius Phillips	13-1	14	3-1	4-0	DNP	4-0	2-0
Caeveon Patton	3-9	12	0-4	1-3	1-1	1-1	-
William Hooper	9-1	10	2-0	0-1	2-0	DNP	5-0
Prince Emili	9-1	10	3-1	DNP	DNP	3-0	3-0
Garrett Nelson	6-4	10	1-0	DNP	1-2	1-0	3-2
BoPete Keyes	7-2	9	1-1	3-1	3-0	DNP	DNP
Jacob Sykes	2-6	8	-	0-1	1-1	0-3	1-1
Lonnie Phelps	6-1	7	4-0	0-1	-	-	2-0
Greedy Williams	6-0	6	6-0	DNP	DNP	DNP	DNP
Nate Wieland	4-2	6	DNP	1-1	1-1	2-0	-
Racey McMath	3-3	6	0-2	2-1	1-0	DNP	DNP
Derrick Langford	4-1	5	DNP	DNP	DNP	0-1	4-0
Mathew Sexton	4-0	4	DNP	1-0	-	1-0	2-0
Tariq Carpenter	3-1	4	1-1	-	DNP	DNP	2-0
Ikenna Enechukwu	2-2	4	DNP	2-2	-	-	DNP
Nelson Ceaser	0-2	2	DNP	DNP	DNP	0-1	0-1
Jashaun Corbin	1-0	1	-	-	-	1-0	-
Jacob Harris	1-0	1	-	1-0	-	-	-
David Anenih	1-0	1	DNP	DNP	DNP	DNP	1-0
Anthony McFarland	1-0	1	-	-	-	-	1-0
Rashod Berry	1-0	1	DNP	1-0	-	DNP	DNP
Toby Ndukwe	1-0	1	-	1-0	DNP	DNP	DNP
Steven Stilianos	1-0	1	DNP	-	-	-	1-0

San Antonio Brahmas 2025 Season Stats
Passing Game-by-Game
(As of Apr 29, 2025)



#12 Kellen Mond		Comp	Att	Int	Pct	Yards	TD	Long	Sacked	Effic
03-29-25	ARL	17	31	0		159	0	19	2-24	97.92
04-06-25	STL	13	27	1		129	0	30	4-18	80.87
04-13-25	MICH	19	31	0		153	1	30	2-16	113.39
04-20-25	DC	14	20	0		121	1	30	0-0	137.32
04-27-25	HOU	4	9	1		35	0	24	2-17	54.89
TOTALS		67	118	2	56.8	597	2	30	10-75	101.48

#18 Jarrett Guarantano		Comp	Att	Int	Pct	Yards	TD	Long	Sacked	Effic
04-27-25	HOU	6	15	1		29	0	9	2-6	42.91
TOTALS		6	15	1	40.0	29	0	9	2-6	42.91

San Antonio Brahmas 2025 Season Stats
Rushing/Receiving Game-by-Game
(As of Apr 29, 2025)



Rushing	No/Yds/TD	ARL	STL	MICH	DC	HOU
Anthony McFarland	36/236/0	3/32/0	6/55/0	7/54/0	14/55/0	6/40/0
Jashaun Corbin	33/109/1	6/36/0	10/38/1	4/10/0	11/24/0	2/1/0
Kellen Mond	15/82/0	3/19/0	3/19/0	6/38/0	3/6/0	DNP
John Lovett	15/36/1	8/18/1	DNP	7/18/0	DNP	DNP
Aidan Robbins	7/25/2	DNP	DNP	DNP	4/13/2	3/12/0
Jarrett Guarantano	3/24/0	DNP	DNP	DNP	DNP	3/24/0
Receiving	No/Yds/TD	ARL	STL	MICH	DC	HOU
Jacob Harris	15/247/0	4/63/0	3/69/0	4/56/0	3/35/0	1/24/0
Jontre Kirklin	19/149/0	4/39/0	4/43/0	5/28/0	2/18/0	4/21/0
Greg Ward	13/77/1	4/24/0	2/7/0	4/26/0	3/20/1	DNP
Anthony McFarland	8/39/1	2/6/0	1/-2/0	2/21/1	3/14/0	DNP
Jashaun Corbin	7/33/0	1/2/0	2/4/0	DNP	1/13/0	3/14/0
John Lovett	2/23/0	1/16/0	DNP	1/7/0	DNP	DNP
Mathew Sexton	3/15/0	DNP	DNP	3/15/0	DNP	DNP
Steven Stilianos	2/14/0	DNP	DNP	DNP	1/8/0	1/6/0
Marquez Stevenson	2/12/0	DNP	DNP	DNP	1/13/0	1/-1/0
Justin Smith	1/9/0	1/9/0	DNP	DNP	DNP	DNP
Racey McMath	1/8/0	DNP	1/8/0	DNP	DNP	DNP

San Antonio Brahmas 2025 Season Stats
Return Stats Game-by-Game
(As of Apr 29, 2025)



Punt Returns	No-Yds	ARL	STL	MICH	DC	HOU
Mathew Sexton	8-154	DNP	1-0	1-12	3-107	3-35
Marquez Stevenson	3-29	2-18	1-11	DNP	-	-
Greg Ward	1-7	-	1-7	-	-	-

Kick Returns	No-Yds	ARL	STL	MICH	DC	HOU
Anthony McFarland	11-297	5-128	5-134	-	-	1-35
Jontre Kirklin	7-165	1-26	1-37	2-41	2-41	1-20
Jashaun Corbin	4-84	-	-	3-64	-	1-20
Mathew Sexton	1-20	DNP	-	-	-	1-20
Darius Phillips	1-15	-	-	DNP	-	1-15

Interception Returns	No-Yds	ARL	STL	MICH	DC	HOU
Jordan Williams	1-85	-	-	1-85	-	-
Corey Mayfield Jr.	1-17	1-17	-	-	-	-
Jalen Elliott	1-12	-	-	-	-	1-12

Fumble Returns	No-Yds	ARL	STL	MICH	DC	HOU
Willie Tyler III	1-0	-	-	1-0	-	-
Sam Tecklenburg	1-0	-	-	1-0	-	-

San Antonio Brahmas 2025 Season Stats
Fumbles Game-by-Game
(As of Apr 29, 2025)



Fumbles	No-Lost	ARL	STL	MICH	DC	HOU
Kellen Mond	1-0	-	-	1-0	-	-
Jacob Harris	1-0	1-0	-	-	-	-
Sam Tecklenburg	1-0	-	-	1-0	-	-

Fumbles Forced	Number	ARL	STL	MICH	DC	HOU
Corey Mayfield Jr.	1	-	-	-	1	-
Kobe Jones	1	-	-	-	-	1

Fumbles Recovered	Number	ARL	STL	MICH	DC	HOU
-------------------	--------	-----	-----	------	----	-----

San Antonio Brahmas 2025 Season Stats
Sacks/Tackles for Loss Game-by-Game
(As of Apr 29, 2025)



Sacks	UA-A	Total	ARL	STL	MICH	DC	HOU
Kobe Jones	2-0	2.0	0.0-0	1.0-7	0.0-0	0.0-0	1.0-4
Prince Emili	1-0	1.0	0.0-0	DNP	DNP	1.0-7	0.0-0
Tavante Beckett	0.5-0	0.5	0.0-0	0.0-0	0.5-8	0.0-0	0.0-0
Jacob Sykes	0.5-0	0.5	-	0.0-0	0.5-8	0.0-0	0.0-0

Tackles for Loss	UA-A	Total	ARL	STL	MICH	DC	HOU
Rashard Lawrence	5-0	5.0	0.0-0	0.0-0	1.0-3	3.0-7	1.0-4
Tavante Beckett	3-0	3.0	0.0-0	1.0-2	0.0-0	2.0-3	0.0-0
Jordan Williams	3-0	3.0	1.0-3	0.0-0	1.0-6	1.0-1	0.0-0
Kobe Jones	3-0	3.0	0.0-0	1.0-7	0.0-0	1.0-1	1.0-4
BoPete Keyes	2-0	2.0	0.0-0	2.0-3	0.0-0	DNP	DNP
Lonnie Phelps	2-0	2.0	1.0-2	0.0-0	-	-	1.0-1
Prince Emili	2-0	2.0	0.0-0	DNP	DNP	1.0-7	1.0-3
William Hooper	1-0	1.0	0.0-0	0.0-0	0.0-0	DNP	1.0-2
Chris Steele	1-0	1.0	0.0-0	0.0-0	1.0-1	0.0-0	0.0-0
Jalen Elliott	1-0	1.0	0.0-0	1.0-2	0.0-0	0.0-0	0.0-0
Nate Wieland	1-0	1.0	DNP	0.0-0	1.0-2	0.0-0	-
Henry Black	1-0	1.0	-	0.0-3	0.0-0	1.0-2	0.0-0
Rashod Berry	1-0	1.0	DNP	1.0-4	-	DNP	DNP
Toby Ndukwe	1-0	1.0	-	1.0-2	DNP	DNP	DNP
Ikenna Enechukwu	1-0	1.0	DNP	1.0-1	-	-	DNP
Jacob Sykes	1-0	1.0	-	0.0-0	0.0-0	0.0-0	1.0-2

San Antonio Brahmas 2025 Season Stats
Differentials
(As of Apr 29, 2025)



SAN ANTONIO BRAHMAS TURNOVER DIFFERENTIAL

Date	Opponent	Score	Takeaways			Giveaways			TO Diff	Points off TOs		
			Fumbl	Int	Tot	Fumbl	Int	Tot		Tm	Opp	Diff
03-29-25	Arlington Renegades	L 9-33	0	0	0	0	1	1	-1	3	0	3
04-06-25	St. Louis Battlehawks	L 9-26	0	1	1	0	0	0	1	0	3	-3
04-13-25	Michigan Panthers	L 23-26	0	0	0	0	1	1	-1	8	0	8
04-20-25	DC Defenders	W 24-18	0	0	0	0	0	0	0	0	0	0
04-27-25	Houston Roughnecks	L 3-27	0	2	2	0	1	1	1	3	12	-9
Totals			0	3	3	0	3	3	0	14	15	-1

SAN ANTONIO BRAHMAS MISC DIFFERENTIALS

Date	Opponent	Score	First Downs			Penalties			Penalty Yards			Total Off Plays		
			Team	Opp	Diff	Team	Opp	Diff	Team	Opp	Diff	Team	Opp	Diff
03-29-25	Arlington Renegades	L 9-33	13	22	-9	11	11	0	94	70	-24	53	57	-4
04-06-25	St. Louis Battlehawks	L 9-26	11	20	-9	10	5	-5	83	40	-43	50	57	-7
04-13-25	Michigan Panthers	L 23-26	17	22	-5	11	5	-6	103	24	-79	57	55	2
04-20-25	DC Defenders	W 24-18	16	19	-3	7	13	6	45	121	76	52	61	-9
04-27-25	Houston Roughnecks	L 3-27	6	18	-12	8	2	-6	58	10	-48	42	65	-23
Totals			63	101	-38	47	36	11	383	265	118	254	295	-41

SAN ANTONIO BRAHMAS YARDAGE DIFFERENTIALS

Date	Opponent	Score	Passing			Rushing			Total Offense			Scoring		
			Gain	Allow	Diff	Gain	Allow	Diff	Gain	Allow	Diff	Scored	Allowed	Diff
03-29-25	Arlington Renegades	L	135	164	-29	105	183	-78	240	347	-107	9	33	-24
04-06-25	St. Louis Battlehawks	L	111	155	-44	112	164	-52	223	319	-96	9	26	-17
04-13-25	Michigan Panthers	L	137	198	-61	120	115	5	257	313	-56	23	26	-3
04-20-25	DC Defenders	W	121	292	-171	98	117	-19	219	409	-190	24	18	6
04-27-25	Houston Roughnecks	L	41	167	-126	77	106	-29	118	273	-155	3	27	-24
Totals			545	976	-431	512	685	-173	1057	1661	-604	68	130	-62

San Antonio Brahmas 2025 Season Stats
Ratios
(As of Apr 29, 2025)



SAN ANTONIO BRAHMAS EFFICIENCY RATIOS

Date	Opponent		Passing				Rushing				Total Offense				Scoring				Points Per Play		
			Gain	Allow	Diff	Effic	Gain	Allow	Diff	Effic	Gain	Allow	Diff	Effic	Scrd	Allwd	Diff	Effic	Team	Opp	Effic
03-29-25	ARL	L	135	164	-29	0.8	105	183	-78	0.6	240	347	-107	0.7	9	33	-24	0.3	5.9	1.7	3.5
04-06-25	STL	L	111	155	-44	0.7	112	164	-52	0.7	223	319	-96	0.7	9	26	-17	0.3	5.6	2.2	2.5
04-13-25	MICH	L	137	198	-61	0.7	120	115	5	1.0	257	313	-56	0.8	23	26	-3	0.9	2.5	2.1	1.2
04-20-25	DC	W	121	292	-171	0.4	98	117	-19	0.8	219	409	-190	0.5	24	18	6	1.3	2.2	3.4	0.6
04-27-25	HOU	L	41	167	-126	0.2	77	106	-29	0.7	118	273	-155	0.4	3	27	-24	0.1	14.0	2.4	5.8
Totals			545	976	-431	0.6	512	685	-173	0.7	1057	1661	-604	0.6	68	130	-62	0.5	3.7	2.3	1.6

San Antonio Brahmas 2025 Season Stats
Chunk Plays
(As of Apr 29, 2025)



15+ YARD RECEPTIONS AND 10+ YARD RUNS

03-29-25 vs. Arlington Renegades					
Gain	Type	Player	Qtr	Dwn-Dst	Spot
17	Pass	Harris, Jacob from Mond, Kellen	1	2-10	SA39
31	Rush	McFarland, Anthony	2	2-3	SA38
17	Pass	Harris, Jacob from Mond, Kellen	2	2-11	ARL32
15	Rush	Mond, Kellen	2	3-26	ARL31
15	Pass	Ward, Greg from Mond, Kellen	2	1-10	SA29
21	Rush	Corbin, Jashaun	2	3-25	SA29
19	Pass	Harris, Jacob from Mond, Kellen	3	1-10	SA38
10	Rush	Corbin, Jashaun	4	4-1	SA41
15	Pass	Kirklin, Jontre from Mond, Kellen	4	1-10	ARL49
16	Pass	Lovett, John from Mond, Kellen	4	1-20	ARL31
12	Rush	Lovett, John (TD)	4	4-1	ARL12

Total: 11 Rush: 5 Pass: 6

04-06-25 vs. St. Louis Battlehawks					
Gain	Type	Player	Qtr	Dwn-Dst	Spot
21	Pass	Harris, Jacob from Mond, Kellen	1	3-7	SA35
18	Pass	Harris, Jacob from Mond, Kellen	2	3-16	SA18
17	Rush	Corbin, Jashaun	2	2-1	SA45
30	Pass	Harris, Jacob from Mond, Kellen	2	3-17	STL45
22	Rush	McFarland, Anthony	3	1-10	SA47
24	Pass	Kirklin, Jontre from Mond, Kellen	3	4-4	STL25
13	Rush	Mond, Kellen	4	2-10	SA44
16	Rush	McFarland, Anthony	4	1-10	STL43

Total: 8 Rush: 4 Pass: 4

04-13-25 vs. Michigan Panthers					
Gain	Type	Player	Qtr	Dwn-Dst	Spot
30	Pass	Harris, Jacob from Mond, Kellen	1	3-6	SA48
29	Rush	McFarland, Anthony	2	1-10	SA36
15	Pass	McFarland, Anthony from Mond, Kellen (TD)	3	1-10	MICH15

Total: 3 Rush: 1 Pass: 2

04-20-25 vs. DC Defenders					
Gain	Type	Player	Qtr	Dwn-Dst	Spot
30	Pass	Harris, Jacob from Mond, Kellen	1	2-6	SA37
18	Rush	McFarland, Anthony	1	1-10	DC33
15	Rush	McFarland, Anthony	2	1-10	DC47
14	Rush	Corbin, Jashaun	3	2-2	SA43

Total: 4 Rush: 3 Pass: 1

04-27-25 vs. Houston Roughnecks					
Gain	Type	Player	Qtr	Dwn-Dst	Spot
25	Rush	McFarland, Anthony	2	1-10	SA31
24	Pass	Harris, Jacob from Mond, Kellen	2	2-11	HOU45
15	Rush	Robbins, Aidan	2	1-10	HOU21
16	Rush	Guarantano, Jarrett	4	2-4	SA16

Total: 4 Rush: 3 Pass: 1

Breakdown

Total Chunk Plays	30
Passing	14
Rushing	16
Scoring	2
By Distance	
Rushes over 20 yds	5
Rushes over 30 yds	1
Rushes over 40 yds	0
Rushes over 50 yds	0
Passes over 30 yds	3
Passes over 40 yds	0
Passes over 50 yds	0
Passes over 60 yds	0
By Quarter	
1st Qtr	5
2nd Qtr	13
3rd Qtr	5
4th Qtr	7
OT	0
By Down	
1st Down	12
2nd Down	9
3rd Down	6
4th Down	3

Longest Plays
Rushing

31 yds by McFarland, Anthony vs. Arlington Renegades
29 yds by McFarland, Anthony vs. Michigan Panthers
25 yds by McFarland, Anthony vs. Houston Roughnecks
22 yds by McFarland, Anthony vs. St. Louis Battlehawks
21 yds by Corbin, Jashaun vs. Arlington Renegades

Passing

30 yds rec by Harris, Jacob from Mond, Kellen vs. Michigan Panthers
30 yds rec by Harris, Jacob from Mond, Kellen vs. DC Defenders
30 yds rec by Harris, Jacob from Mond, Kellen vs. St. Louis Battlehawks
24 yds rec by Harris, Jacob from Mond, Kellen vs. Houston Roughnecks
24 yds rec by Kirklin, Jontre from Mond, Kellen vs. St. Louis Battlehawks

San Antonio Brahmas 2025 Season Stats
Top Performances
(As of Apr 29, 2025)



TOP PASSING PERFORMANCES (300+ YDS OR 4+ TDS)

QB	Yds	C-A	TD	Int	Opp
----	-----	-----	----	-----	-----

TOP RUSHING PERFORMANCES (100+ YDS OR 3+ TDS)

Rusher	Yds	Att	TD	Avg	Opp
--------	-----	-----	----	-----	-----

TOP RECEIVING PERFORMANCES (100+ YDS OR 2+ TDS OR 6 RCPTS.)

Receiver	Yds	No	TD	Long	Opp
----------	-----	----	----	------	-----

San Antonio Brahmas 2025 Season Stats
Big Plays
(As of Apr 29, 2025)



SAN ANTONIO BRAHMAS BIG PLAY DIFFERENTIAL

Date	Opponent	Result	San Antonio Brahmas					Opponents					Diff
			Tot Plys	Big Rush	Big Pass	Big Plays	BP%	Tot Plys	Big Rush	Big Pass	Big Plays	BP%	
03-29-25	Arlington Renegades	L 9-33	53	5	6	11	20.8	57	5	1	6	11.3	5
04-06-25	St. Louis Battlehawks	L 9-26	50	4	4	8	16.0	57	8	4	12	24.0	-4
04-13-25	Michigan Panthers	L 23-26	57	1	2	3	5.3	55	2	3	5	8.8	-2
04-20-25	DC Defenders	W 24-18	52	3	1	4	7.7	61	4	7	11	21.2	-7
04-27-25	Houston Roughnecks	L 3-27	42	3	1	4	9.5	65	3	1	4	9.5	0
Totals			254	16	14	30	11.8	295	22	16	38	12.9	-8

SAN ANTONIO BRAHMAS TOXIC DIFFERENTIAL

Date	Opponent	Result	San Antonio Brahmas		Opponents		Turnover Diff	Big Play Diff	Toxic Differential
			Takeaways	Big Plays	Takeaways	Big Plays			
03-29-25	Arlington Renegades	L 9-33	1	11	0	6	1	5	6
04-06-25	St. Louis Battlehawks	L 9-26	0	8	1	12	-1	-4	-5
04-13-25	Michigan Panthers	L 23-26	1	3	0	5	1	-2	-1
04-20-25	DC Defenders	W 24-18	0	4	0	11	0	-7	-7
04-27-25	Houston Roughnecks	L 3-27	1	4	2	4	-1	0	-1
Totals			3	30	3	38	0	-8	-8

San Antonio Brahmas 2025 Season Stats
Drive and Stuffed Run Stats
(As of Apr 29, 2025)



				STUFFED RUSH PERCENTAGE					
Date	Opponent			San Antonio Brahmas			Opponents		
				Stuffed	Attempts	Stuffed%	Stuffs	Attempts	Stuffed%
03-29-25	Arlington Renegades	L	9-33	6	20	30.0	4	31	12.9
04-06-25	St. Louis Battlehawks	L	9-26	3	19	15.8	14	39	35.9
04-13-25	Michigan Panthers	L	23-26	4	24	16.7	6	27	22.2
04-20-25	DC Defenders	W	24-18	11	32	34.4	10	29	34.5
04-27-25	Houston Roughnecks	L	3-27	4	14	28.6	8	32	25.0
Total				109	28	25.7	158	42	26.6

SAN ANTONIO BRAHMAS DRIVE STATS									
Date	Opponent	Drives	Scoring (TD/FG)	3andOut	5+ min	10+ play	75+ yds	OppTerr	AvgStart
03-29-25	Arlington Renegades	9	2 (1/1)	2	2	1	1	0	28
04-06-25	St. Louis Battlehawks	9	2 (1/1)	2	1	2	0	0	31
04-13-25	Michigan Panthers	8	4 (1/3)	2	3	3	0	1	35
04-20-25	DC Defenders	10	3 (3/0)	4	2	2	1	1	33
04-27-25	Houston Roughnecks	10	1 (0/1)	4	1	0	1	2	36
Totals		46	12 (6/6)	14	9	8	3	4	33
Percentages			26.1% (13.0% / 13.0%)	30.4%	19.6%	17.4%	6.5%	8.7%	

OPPONENT DRIVE STATS									
Date	Opponent	Drives	Scoring (TD/FG)	3andOut	5+ min	10+ play	75+ yds	OppTerr	AvgStart
03-29-25	Arlington Renegades	9	5 (4/1)	1	2	2	2	2	44
04-06-25	St. Louis Battlehawks	9	5 (3/2)	3	3	1	1	2	38
04-13-25	Michigan Panthers	9	5 (3/2)	2	2	3	0	2	48
04-20-25	DC Defenders	10	4 (2/2)	2	0	3	2	0	27
04-27-25	Houston Roughnecks	10	4 (2/2)	2	3	3	1	2	39
Totals		47	23 (14/9)	10	10	12	6	8	39
Percentages			48.9% (29.8% / 19.1%)	21.3%	21.3%	25.5%	12.8%	17.0%	