



MEMPHIS SHOWBOATS



1-4 Overall
1-3 USFL Conf.

GAME SIX MEMPHIS SHOWBOATS AT HOUSTON ROUGHNECKS

SATURDAY • MAY 3 • 11 AM CT
TV: ABC
TDECU STADIUM • HOUSTON, TEXAS



2-3 Overall
1-1 USFL Conf.

Interim Head Coach.....Jim Turner
UFL Record, Experience.....1-2, 1st Season
Overall Record.....1-2

Head Coach.....Curtis "C.J." Johnson
USFL/UFL Record.....8-17, 3rd Season
Overall Record.....22-50
(includes stint as head coach at Tulane)

Series Notes:

- Since the revival of the USFL in 2022, the Showboats franchise is 5-2 vs. Houston, including 2022 when the Showboats franchise was the Tampa Bay Bandits and the Roughnecks were known as the Gamblers.
- In UFL play (with the current team names/cities), the Memphis Showboats are 2-1 vs. the Roughnecks.
- Both the Showboats' wins in 2024 were vs. Houston.

'BOATS FACE SURGING ROUGHNECKS

The Memphis Showboats, coming off an upset of defending UFL Champion Birmingham, finishes a three-game road swing Saturday at Houston. The Roughnecks, after starting 0-2, have won two of their last three, including Sunday's 27-3 win over San Antonio.

The Roughnecks are No. 7 in the UFL in total defense, but have been tougher to score on. Houston is No. 3 in the league in scoring defense, allowing just 17.0 points per game. The Showboats, meanwhile, are averaging just 14.8 points per contest.

Saturday's game is slated for an 11 a.m. CT kickoff in Houston and will be broadcast nationally on ABC. The game will also be heard live on Sirius XM satellite radio.

The Memphis radio broadcast will be heard on Hot 107.1, with Eli Savoie (play-by-play) and Russell Copeland (analyst) in the booth. It will be the third consecutive year of calling the Showboats for the Savoie-Copeland duo.

LAST WEEK

The offense had a huge play. The special teams provided an even bigger play. The defense pitched a shutout in overtime. All those factors led to a 24-20 Memphis Showboats upset victory over the Birmingham Stallions last week in Birmingham.

Memphis snapped Birmingham's two-year home win streak and handed the defending UFL champions their first at-home loss since 2023.

Memphis scored on the first and third OT 2-point try in the league's best-of-three, shootout format. The Memphis defense, stoned the Stallions on their first two tries, sealing the win.

Making his first start, QB Dresser Winn was 17-of-29 for 235 yards and a TD. He opened the game with a strike to Dee Anderson for a 78-yard TD

Birmingham trailed 11-3 late in the first half and looked to cut into the deficit. But a long FG fell short. Isaiah Hennie returned it for a 108-yard Kick Six to put the Showboats on top 17-3 at halftime.

Birmingham scored with less than a minute left to tie the game at 20-20 and send it into overtime.

SHOWBOATS COMMUNICATIONS STAFF INFO

Director of Team Communications:

Andy Seeley
407.342.1406
andy.seeley@uflshowboats.com

Communications Assistant/Credential Manager:

Ro Lane
423.333.2444
ro.lane@uflshowboats.com

2025 SCHEDULE

1		MICHIGAN PANTHERS SIMMONS BANK LIBERTY STADIUM Sun, March 30, 2025 • 11 AM CT Result: L, 26-12	ESPN
2		@ D.C. DEFENDERS AUDIFIELD Sat, April 5, 2025 • 7 PM CT Result: L, 17-12	abc
3		HOUSTON ROUGHNECKS SIMMONS BANK LIBERTY STADIUM Sat, April 12, 2025 • 1:30 PM CT Result: L, 18-17	ESPN
4		@ MICHIGAN PANTHERS FORD FIELD Fri, April 18, 2025 • 7 PM CT Result: L, 27-9	FOX
5		@ BIRMINGHAM STALLIONS PROTECTIVE STADIUM Sat, April 25, 2025 • 7 PM CT Result: W, 24-20 (OT)	FOX
6		@ HOUSTON ROUGHNECKS RICE STADIUM Sat, May 3, 2025 • 11 AM CT Result:	abc
7		ST. LOUIS BATTLEHAWKS SIMMONS BANK LIBERTY STADIUM Sun, May 11, 2025 • 2 PM CT Result:	ESPN
8		@ SAN ANTONIO BRAHMAS THE ALAMODOME Fri, May 16, 2025 • 7 PM CT Result:	FOX
9		ARLINGTON RENEGADES SIMMONS BANK LIBERTY STADIUM Sat, May 24, 2025 • 11 AM CT Result:	abc
10		BIRMINGHAM STALLIONS SIMMONS BANK LIBERTY STADIUM Sun, June 1 • 2 PM CT Result:	FOX



ABC BROADCAST TEAM

JOE TESSITORE - Play-by-play
JORDAN RODGERS - Analyst
SAM ACHO - Sideline Reporter
TOM LUGINBILL - Sideline Reporter



WINN-ING TIME

Dresser Winn was the third team, emergency QB for the first four weeks of the season. But he was named the starter for last week's game, passed for 235 yards and a TD on 17-of-29 attempts. He also completed a pass to Dee Anderson for a 2-point conversion in overtime to seal the victory.

He was with the LA Rams on the practice squad in 2023 and 2024. He made one start for the Rams in the 2024 preseason, going 9-of-16 for 72 yards. Winn was a Second Team All-OVC performer at UT-Martin in 2022, going 232-of-379 for 2,928 yards, 18 TDs and 11 INTs. He led the Skyhawks to an OVC Championship that season.

QUARTERBACK NOTEBOOK

- Winn's victory was the first for a Showboats starting QB since Week 10 last season, when Josh Love led the team to a win over the Houston Roughnecks.
- Williams is the most experienced starter in the quarterback room, with 12 starts over the past three seasons in the USFL (2023 Pittsburgh Maulers) and UFL (2024 Memphis Showboats). He was 0-3 in his starts last season. Perry, meanwhile, has started 8 games including this season, the first five with the Michigan Panthers. He was 2-2 as the Panthers' starter last season, before being knocked out with an injury.
- Williams saw action in eight games for the Showboats last season, completing 54.7 percent of his passes (58-of-165) for 591 yards and 5 TDs with 5 interceptions. Perry completed 61.7 percent of his passes in his four starts with Michigan last season, going 55-of-89 for 664 yards with 2 TDs and 3 interceptions.
- Both Perry and Williams are dual-threat QBs. In 21 USFL/UFL games, Williams has rushed 77 times for 454 yards and 5 TDs. In 8 USFL/UFL games played, Perry has rushed for 268 yards and 6 TDs on 50 carries.



RUNNING BACK NOTEBOOK

- Deneric Prince rushed for 59 yards on 12 carries last week at Birmingham. It was the most rush yards for a Showboat this season.
- Prince has started 4 of the 5 games at running back for Memphis. He has 50 carries for 195 yards to rank No. 6 in the UFL in rushing.
- Prince won a Super Bowl with the Chiefs in the 2023 NFL season, spending most of the season on the Kansas City practice squad, while seeing action in two games.
- The Showboats entered the 2025 season with three newcomers in the running back room. Among the three Memphis backs -- Jackson, Jacob Kibodi and Prince -- they had three combined games of professional football experience coming into last week's game.
- Kibodi saw action in one game for the Cleveland Browns in 2024, recording 5 carries for 24 yards. Prince saw action in two games for the Kansas City Chiefs in 2023. Jackson spent the 2024 preseason with the Jacksonville Jaguars.

DEE-NICE

Dee Anderson made two huge plays Friday night at Birmingham and finished with 4 receptions for 93 yards.

Anderson opened the scoring, hauling in a 78-yard bomb from Dresser Winn. It was the longest play from scrimmage in the UFL through five weeks of play.

In the third overtime, Memphis needed a score to secure the victory. Winn found Anderson over the middle, who secured the ball, took a massive shot from a Birmingham defender and held on as his body slammed into the Protective Stadium turf, sending the Showboats sideline pouring onto the field in celebration.



WIDE RECEIVER NOTEBOOK

- Jonathan Adams remains the top receiver in the UFL with 313 yards receiving. His total of 24 receptions ranks No. 2 in the league.
- Adams ranked No. 1 on the team in yards per reception (13.4), No. 2 in receiving yards (442) and No. 3 in receptions (33) last season and saw action in all 10 games.
- Anderson played in 6 games with 8 receptions for 142 yards and 1 TD last year. Through 5 games this season, Anderson has hauled in 10 passes for 135 yards and 1 TD.
- Kwamie Lassiter II is No. 2 on the team with 24 catches for 313 yards. He caught 5 balls for 65 yards last week in Birmingham.
- Four of the five newcomers in the wide receiver room bring pro football experience:
 - Locksley played both quarterback and wide receiver in the Canadian Football League, with his most recent experience was with the Hamilton TigerCats in 2023.
 - Lassiter saw action in one game in both 2022 and 2023 with the Cincinnati Bengals.
 - Stove played in 4 games for the CFL Ottawa RedBlacks in 2024 and played in 10 games for the New Orleans Breakers in the 2023 USFL.
 - Isiah Hennie has played in 19 USFL/UFL games.

TIGHT END NOTEBOOK

- Jay Jay Wilson is the only returning tight end for the Showboats. He is one of 3 current members of the team who have been with the squad since the franchise was resurrected in 2023 (DB Kyree Woods, DL John Atkins Sr.). Through 5 games this season, Wilson has 1 reception for 8 yards.
- Wilson also plays fullback.
- Chris Pierce, Jr. recorded his first two receptions of the season at Michigan in Week 3, going for 20 yards.
- Pierce finished his college career at Vanderbilt as a WR, hauling in 109 receptions for 1,398 yards and 9 TDs. He was moved to tight end in 2022 with the Arizona Cardinals.



OFFENSIVE LINE NOTEBOOK

- Four Showboats' offensive linemen have started all five games this season. Left tackle James Tunstall, left guard Jared Thomas, center Alec Lindstrom and right guard Nash Jensen have all lined up at those positions for the first snap in all five games so far this season. At right tackle, Nate Gilliam has gotten the nod the last four weeks.
- Lindstrom and Thomas return to the Showboats. Lindstrom battled through injuries in 2024, but saw action in all 10 games, starting the first 2 and last 2 games of the season, seeing most of his action at guard. Thomas started all 10 games for the 'Boats last season, with 9 of those starts at center.
- Tunstall also returns to the squad from last season. He started 7 games for the Showboats in 2024.
- Jensen brings starting NFL experience to the Memphis offensive line. He played in 11 games with 5 starts for the Carolina Panthers in 2023.
- Noah Henderson adds UFL experience to the group, starting 5 games and playing in 9 for the Arlington Renegades in 2024.

DEFENSIVE LINE NOTEBOOK

- P.J. Hall returned to the lineup after missing the Week Four game at Michigan and made a huge impact. He ranked No. 5 on the team with 5 total tackles, while adding his first sack of the season and a pass breakup.
- Hall (3) and Boogie Roberts (2) are the only interior defensive linemen on the Showboats with multiple TFLs.
- Roberts brings experience to the Showboats ... and also brings a SAG card. On the field, Roberts played for the Pittsburgh Maulers in the 2022 and 2023 USFL seasons with 52 tackles and 3 sacks. Off the field, he has appeared in commercials for brands such as Copper Fit, The Farmer's Dog and Peloton. Roberts' first sack of the season came vs. D.C., the team that signed him but released him prior to the 2024 season.
- Josiah Bronson is also back from last year's Showboats. He has tallied 9 total stops in four games this season. Bronson saw action in all 10 games with 12 tackles, 2 TFLs and 1.5 sacks in 2024.
- Jaylon Allen and Nasir Player have made an impact from the edge. Allen has 15 tackles in 5 games with half a sack. Player is tied for the team lead with 3 TFLs and has totaled 14 stops.
- Allen is playing home games in his college stadium, after a standout career for the Memphis Tigers.



P.J. Hall

STEELE STACKING STOPS

Linebacker Steele Chambers has recorded double-digit tackles in 4 of the 5 weeks of the UFL season. He tallied 10 total tackles in both the Showboats' opener against Michigan and Week Two against D.C., before tallying a season-high 11 in Week 4 at Michigan. He tallied 10 again last week at Birmingham, with 7 solo stops and 1 TFL.

Chambers leads the United Football League in total tackles with 48. Chambers' 30 solo stops is also the top mark in the UFL.



Steele Chambers

LINEBACKER NOTEBOOK

- Chambers is a converted running back. He played two seasons as a running back at Ohio State, tallying 28 carries for 221 yards and 1 TD, before moving to linebacker. After moving to defense, Chambers recorded 190 tackles, 11.5 TFLs, 2 sacks and 3 interceptions for the Buckeyes.
- Andrew Dowell joined the team last week and jumped right into the starting lineup. Dowell was No. 2 on the team last week with 7 total tackles, inclusive 5 solo stops and 1 forced fumble.
- In addition to Chambers, Zeke Vandenburgh was among the league leaders in tackles through the first four weeks of the season, but he missed last week's game at Birmingham with an injury. Vandenburgh has 27 stops in 4 games.
- Vandenburgh was the top defensive player in NCAA FCS in 2022, winning the Buck Buchanan Award. He led all of FCS in TFLs and sacks per game, averaging 2.1 and 1.4, respectively in 2022. Vandenburgh signed with the Miami Dolphins as a UDFA in 2023, but was waived/injured in the preseason.
- Obi Melifonwu brings a Super Bowl ring to the Showboats. He was a member of the 2018 New England Patriots, who won Super Bowl LIII.



SECONDARY NOTEBOOK

- Eli Walker was responsible for the Showboats' first takeaway of the season last week, intercepting Birmingham Stallions QB Case Cookus deep in Memphis territory. He also made 6 solo stops vs. the Stallions and broke up a pass as well.
- Kyree Woods is one of three 'Boats to have been with the team since it was brought back in 2023. He ranks eighth on the team with 15 total tackles this season.
- Two of the Showboats' defensive backs have experience in a Jarren Horton defense. Walker and Mark Gilbert both come to Memphis after having played under Horton with the Pittsburgh Maulers in the USFL. Walker was with the Maulers in 2022 and 2023, recording 48 tackles, 1 sack, 1 interceptions and 2 pass breakups. Gilbert played for the Maulers in 2023 with 33 tackles and 4 INTs. Gilbert also won a UFL Championship with the Birmingham Stallions last season, tallying 25 tackles and 1 INT. This season: Walker (19 tackles, No. 4 on team); Gilbert (10 tackles).
- Keaton Ellis is No. 3 on the team with 27 total tackles.
- Eric Garror and Mark Gilbert are Nos. 6 & 7 on the team with 18 and 15 tackles.

SPECIAL TEAMS NOTEBOOK

- Isiah Hennie made UFL history Friday night in Birmingham. His 108-yard kick six is the longest touchdown of any kind in UFL history. It's also the first "Kick Six" in UFL history and the longest return in UFL history. Ironically, the "Kick Six" wouldn't be a Showboats franchise record. Derrick Dillon returned a missed field goal 109 yards for the 'Boats in a USFL game in 2023.
- Matt Coghlin is 8-of-10 this season on field goal attempts, with his only misses coming off a block and a 57-yarder last week at Birmingham. Coghlin was the most accurate kicker in the UFL last season. He converted on 94.1 percent of his field-goal attempts (16-of-17) with a long of 57 yards in 2024. He is now 8-of-11 for his career on attempts of 50-plus yards.
- Turner Bernard returns to handle the long-snapping duties. Bernard's father Ben has been training long snappers for nearly 30 years and has sent numerous proteges on to college and professional football.
- Mengel is the lone newcomer among the specialists. He last played in the 2023 USFL with the Pittsburgh Maulers. During that season, he recorded 11 punts of 50 yards or more, including a USFL-record 83-yarder. Mengel's average of 41.5 yards per punt ranks last in the UFL. He has placed 5 punts inside the 20 this season.



Isiah Hennie

SHOWBOATS TEAMMATES

Three pairs of Showboats have now been teammates in college and at the professional level. Defensive lineman Boogie Roberts and defensive back Nehemiah Shelton played together at San Jose State. Long snapper Turner Bernard and defensive back Kyree Woods played together at San Diego State. Center Alec Lindstrom and quarterback E.J. Perry were also teammates at Boston College, before Perry transferred to Brown.

Three Showboats have been teammates in all three years of the team's existence following its return in 2023. Defensive lineman John Atkins Sr., tight end Jay Jay Wilson and defensive back Kyree Woods are all in their third season with the team.



MEMPHIS MAULERS

The 2025 Memphis Showboats have a fair amount of influence from the USFL's Pittsburgh Maulers.

The Showboats feature three coaches and eight players who were with the Maulers prior to the USFL-XFL merger that created the United Football League. The following is a look at the Maulers-Showboats connections:

- Coaches: Defensive coordinator Jarren Horton; Special Teams Coordinator/ Linebackers Coach Marc Hull; Defensive Quality Control Coach Steve Meyer
- Players: QB Troy Williams; DB Eli Walker; DL Boogie Roberts; DB Mark Gilbert; P Matt Mengel; DL Nasir Player; DL Izayah Green-May; WR Isiah Hennie.

SHOWBOATS ANNOUNCE THEMES FOR HOME GAMES

The following is a look at the themes for each of the Showboats' remaining home games.

Sunday, May 11 vs. St. Louis - 2 p.m. CT - Mothers Day and Skipper's Birthday
This Mothers Day, spend an afternoon with Mom and the 'Boats! Take a picture on the field with Mom and celebrate Skipper's Birthday, too.

Saturday, May 24 vs. Arlington Renegades - 11 a.m. CT - Hats Off To Heroes
On Memorial Day Weekend, join the Showboats in a salute to the men and women of our Armed Forces and our community first responders.

Sunday, June 1 vs. Birmingham Stallions - 2 p.m. CT - Showboats '85 Throwback
The Showboats turn the clock back to 1985 to highlight the accomplishment of the 1985 Memphis Showboats, who made their lone appearance in the USFL playoffs that year. Featuring mid-80s era throwback merchandise and entertainment throughout the game, fans are encouraged to celebrate 2025's last regular season home game in style.



ALL-UFL WIDE RECEIVER DAVIS ACTIVATED OFF INJURED RESERVE

The Memphis Showboats have one of their top weapons from last season back. Daewood Davis was activated off the injured reserve list Monday.

Davis was an All-UFL selection for the Showboats last season. He was unable to be with the team at the beginning of the season due to an injury suffered in training camp with the Carolina Panthers this past summer.

Davis was No. 2 in the UFL in receiving touchdowns (5), No. 6 in receptions (41) and No. 7 in receiving yards (446) last season. He set a UFL record for longest pass reception with an 82-yard TD vs. the Michigan Panthers at Simmons Bank Liberty Stadium on April 28, 2024.

In other moves, the 'Boats waived defensive back Ja'Quan Sheppard and running back Jacob Kibodi.

STREAKS SNAPPED

Memphis' win at Birmingham last week snapped a number of streaks.

The Showboats snapped a four-game losing streak, dating back to the beginning of the 2025 season. They also ended a four-game losing streak to the Stallions.

Memphis' win also snapped an eight-game home winning streak for Birmingham, dating back to the 2023 season of the USFL.

NEW-LOOK SHOWBOATS

The Memphis Showboats saw a vast overhaul in personnel for the 2025 season.

Seven of the nine coaches are new to the team, including Jarren Horton (DC), Noel Mazzone (OC), Marc Hull (LB/ST), Brian Baker (DL, Steve Meyer (DQC), Luke Ferdinand (RB) and Lee Morris (OQC).

As for the roster, 14 players on the 50-man opening day roster were on the team last season, meaning the roster includes 72 percent newcomers from the previous season.

SUPER BOATS

- Two Memphis Showboats players own Super Bowl rings.
- Obi Melifonwu was also on the 2018 New England Patriots. He saw action in two games that season, recording three total tackles.
 - Deneric Prince was a member of the Kansas City Chiefs practice squad for the 2023 season when the Chiefs won Super Bowl LVIII.



HOME OF THE SHOWBOATS: SIMMONS BANK LIBERTY STADIUM

Former Names
Memphis Memorial Stadium (1965-75)
Liberty Bowl Memorial Stadium (1975-2022)
Simmons Bank Liberty Stadium (2022-present)

History
The stadium was originally built as Memphis Memorial Stadium in 1965 for \$3 million, as a part of the Mid-South Fairgrounds, then home to one of the South's most popular fairs. It was dedicated as a memorial to the citizens of Memphis who had served in World War I, World War II, and the Korean War.



The facility was built partially as a way to bring the Liberty Bowl to a permanent home in Memphis. The game was such a success for Memphis that the stadium was renamed Liberty Bowl Memorial Stadium in December 1975.

It was renamed Simmons Bank Liberty Stadium in a naming rights agreement with Simmons Bank, which operates in Arkansas, Kansas, Missouri, Oklahoma, Tennessee and Texas.

On December 19, 2023, the City of Memphis passed a vote to transfer ownership of the stadium to the University of Memphis. This past summer, renovation and construction of the stadium began, including the demolition of much of the west side, including the old press box. All operations previously hosted on the west side of the stadium have been moved to the east side.

Tenants
Since its opening, the stadium has hosted the Memphis Tigers football team from the University of Memphis. Also since its opening, the stadium has hosted the Liberty Bowl game.

The stadium is also the host of the "Southern Heritage Classic", a game between two historically black colleges, University of Arkansas at Pine Bluff and Tennessee State University. The stadium also has hosted home games of the Tennessee Volunteers, Ole Miss Rebels, and Mississippi State Bulldogs.

Professional Football at Simmons Bank Liberty Stadium
In 1974 and 1975, the stadium hosted the Memphis Southmen, aka "Grizzlies," of the World Football League.

In 1984, the original United States Football League added the Memphis Showboats as an expansion team. The Showboats, featuring defensive end Reggie White and coached by flamboyant Memphian Pepper Rodgers, were one of the better draws in the league. They advanced to the semifinals in 1985.

In 1995 the Liberty Bowl welcomed the Memphis Mad Dogs as part of the Canadian Football League's attempt at bringing their league into American markets.

In 1997, the Houston Oilers announced they would relocate to Nashville, but played the 1997 season at Liberty Bowl Memorial Stadium.

A subsequent major professional tenant was the Memphis Maniax of the first XFL.

The Memphis Express of the Alliance of American Football played in the stadium for its sole season in 2019.

The second iteration of the USFL saw the Memphis Showboats return in 2023. The team would remain in Memphis as part of the merger between the XFL and USFL that created the United Football League.

Other Former Tenants
The Memphis Rogues (1978-80) of the North American Soccer League called the stadium home. A 1975 exhibition Major League Baseball game (Atlanta Braves vs Milwaukee Brewers) was played. The right-field fence was only 174 feet from home plate, about 125 feet shorter than most major league parks.



UFL
2025 STANDINGS

USFL CONFERENCE	OVERALL RECORD	vs. USFLC	vs. XFLC	HOME	ROAD
1. Birmingham Stallions	3-2	2-1	1-1	1-1	2-1
1. Michigan Panthers	3-2	2-1	1-1	2-1	1-1
3. Houston Roughnecks	2-3	1-1	1-2	0-2	2-1
4. Memphis Showboats	1-4	1-3	0-1	0-2	1-2
XFL CONFERENCE	OVERALL RECORD	vs. XFLC	vs. USFLC	HOME	ROAD
1. D.C. Defenders	4-1	2-1	2-0	2-1	2-0
2. Arlington Renegades	3-2	2-1	2-0	3-1	0-1
2. St. Louis Battlehawks	3-2	1-2	2-0	2-1	1-1
4. San Antonio Brahmas	1-4	1-2	0-2	0-1	1-3

UPCOMING SCHEDULE

The following is a look at some of the upcoming weeks' schedule in the United Football League (UFL):

- Week 6**
May 2 - Arlington at St. Louis
May 3 - Memphis at Houston
May 4 - D.C. at Michigan; San Antonio at Birmingham
- Week 7**
May 9 - D.C. at San Antonio
May 10 - Michigan at Arlington
May 11 - Houston at Birmingham; St. Louis at Memphis
- Week 8**
May 16 - Memphis at San Antonio
May 17 - Birmingham at St. Louis; Michigan at Houston
May 18 - Arlington at D.C.
- Week 9**
May 23 - St. Louis at San Antonio
May 24 - Arlington at Memphis; Michigan at Birmingham
May 25 - D.C. at Houston
- Week 10**
May 30 - St. Louis at D.C.
May 31 - Houston at Michigan
June 1 - Arlington at San Antonio; Birmingham at Memphis

UFL RULES

The United Football League (UFL) will continue to build on the innovation of both the XFL and USFL with its rules for the 2025 season. The UFL has adopted a number of innovative rules from both previous leagues to deliver an exciting, fast-paced game with plenty of action. Below are some highlights:

Points After Touchdown
Teams will have three scrimmage play options following a touchdown.
2-yard line = 1 point for a successful try
5-yard line = 2 points for a successful try
10-yard line = 3 points for a successful try

Kickoffs
The UFL's 2025 kickoff rules this season will be based on a combination of the kickoff used by XFL Legacy during its 2023 season and the NFL Dynamic Kickoff used by the NFL during the 2024 season. These changes include:

Kickoffs will start at the 30-yard line. The 10 remaining players on the kickoff team will line up at the receiving team's 40-yard line. The receiving team's set up zone will stretch from its 35-yard line to the 30-yard line and must have at least nine players in that zone. The landing zone will be from the receiving team's 20-yard line to the goal line. The ball must reach the landing zone or it will be spotted at the 40-yard line. There will be two touchback spots: the 35-yard-line for balls kicked into the end zone and the 20-yard line for balls that hit in the landing zone and then enter the end zone.

Onside Kicks
The league has eliminated this option. The kickoff team will be able to retain possession of the ball with the late-game possession option described below.

Late-Game Possession Option
Teams will have an alternate option to attempt to retain possession in the fourth quarter. If a team is tied or behind during the fourth quarter, it may elect to retain possession after a score with a 4th-and-12 from its own 28-yard line.

Two Forward Passes
Teams will be allowed, as they were last season, to throw two forward passes on one play. The ball cannot cross the line of scrimmage at any time prior to the second forward pass being thrown.

Replay Reviews
The officiating department may stop a game at any time before the ball is next legally put in play to review a play if there is reasonable evidence to believe an error was made and it would have a direct, competitive impact on the game. Any call or non-call related to player safety is also subject to review at any point, as well as any officiating ruling in the last five minutes of the or overtime that is obviously incorrect and will have a significant impact on the outcome.

Coach Challenges
Each coach may challenge any ruling, including fouls or potential fouls, provided the team has a timeout. A successful challenge will not result in a loss of a timeout, while the timeout is lost if the challenge fails.

New in 2025 is the addition of a second challenge if the first challenge was successful.



WEEK 6 DEPTH CHART


SHOWBOATS OFFENSE			
QB	12 - Dresser Winn	5 - E.J. Perry	
LT	75 - James Tunstall	74 - Kellen Diesch	
LG	65 - Jared Thomas		
C	72 - Alec Lindstrom	65 - Jared Thomas	
RG	66 - Nash Jensen	74 - Kellen Diesch	
RT	63 - Nate Gilliam	69 - Noah Henderson	
RB	34 - Deneric Prince	22 - Wes Hills	
TE	88 - Jay Jay Wilson	89 - Chris Pierce Jr.	
WR	9 - Jonathan Adams	86 - Isaiah Washington	
WR	18 - Kwamie Lassiter II	83 - Isiah Hennie	
WR	4 - Dee Anderson	1 - Kai Locksley	
SHOWBOATS DEFENSE			
OLB	45 - Nasir Player	50 - Izayah Green-May	
DL	91 - Josiah Bronson	52 - Antwuan Jackson	
DL	8 - Boogie Roberts	96 - Devere Levelston	
OLB	44 - Jaylon Allen	95 - DaMarcus Mitchell	
LB	42 - Steele Chambers	20 - Obi Melifonwu	
LB	51 - Andrew Dowell	57 - Zeke Vandenburgh	
CB	6 - Lance Boykin	14 - Mark Gilbert	
CB	13 - Cameron Dantzler	32 - Nehemiah Shelton	
CB	28 - Kyree Woods	33 - Eric Garror	
FS	31 - Keaton Ellis	28 - Kyree Woods	
SS	7 - Eli Walker		
SHOWBOATS SPECIAL TEAMS			
P	19 - Matt Mengel		
PK	49 - Matt Coghlin		
H	19 - Matt Mengel		
LS	59 - Turner Bernard		
KR	83 - Isiah Hennie	34 - Deneric Prince	
PR	83 - Isiah Hennie	18 - Kwamie Lassiter II	

THE START CHART

OFFENSE											
Game	LT	LG	C	RG	RT	TE	TE/WR	WR	WR	QB	RB
3/30 vs MICH	75 - Tunstall	65 - Thomas	72 - Lindstrom	66 - Jensen	55 - DiRenzo	88 - Wilson	89 - Pierce	82 - Stove	9 - Adams	5 - Perry	34 - Prince
4/5 at DC	75 - Tunstall	65 - Thomas	72 - Lindstrom	66 - Jensen	63 - Gilliam	89 - Pierce Jr.	18 - Lassiter	82 - Stove	9 - Adams	5 - Perry	34 - Prince
4/12 vs HOU	75 - Tunstall	65 - Thomas	72 - Lindstrom	66 - Jensen	63 - Gilliam	89 - Pierce Jr.	18 - Lassiter	1 - Locksley	9 - Adams	5 - Perry	34 - Prince
4/18 at MICH	75 - Tunstall	65 - Thomas	72 - Lindstrom	66 - Jensen	63 - Gilliam	89 - Pierce Jr.	18 - Lassiter	82 - Stove	9 - Adams	3 - Williams	23 - Kibodi
4/25 at BHAM	75 - Tunstall	65 - Thomas	72 - Lindstrom	66 - Jensen	63 - Gilliam	89 - Pierce Jr.	18 - Lassiter	83 - Hennie	9 - Adams	12 - Winn	34 - Prince
5/3 at HOU											
5/11 vs STL											
5/16 at SA											
5/24 vs ARL											
6/1 vs BHAM											
DEFENSE											
Game	DL	DL	DE-OLB/DL/DB	ILB	ILB	DE/OLB	DE/OLB	DB	DB	DB	DB
3/30 vs MICH	91 - Bronson	99 - Atkins	8 - Roberts	42 - Chambers	57 - Vandenburgh	45 - Player	50 - Green-May	6 - Boykin	10 - Riep	7 - Walker	14 - Gilbert
4/5 at DC	91 - Bronson	99 - Atkins	28 - Woods	42 - Chambers	57 - Vandenburgh	45 - Player	44 - Allen	6 - Boykin	31 - Ellis	7 - Walker	14 - Gilbert
4/12 vs HOU	91 - Bronson	8 - Roberts	28 - Woods	42 - Chambers	57 - Vandenburgh	45 - Player	44 - Allen	6 - Boykin	31 - Ellis	7 - Walker	14 - Gilbert
4/18 at MICH	91 - Bronson	8 - Roberts	33 - Garror	42 - Chambers	57 - Vandenburgh	45 - Player	44 - Allen	6 - Boykin	31 - Ellis	7 - Walker	14 - Gilbert
4/25 at BHAM	91 - Bronson	8 - Roberts	50 - Green-May	42 - Chambers	51 - Dowell	45 - Player	44 - Allen	6 - Boykin	31 - Ellis	7 - Walker	33 - Garror
5/3 at HOU											
5/11 vs STL											
5/16 at SA											
5/24 vs ARL											
6/1 vs BHAM											



MEMPHIS SHOWBOATS COACHING STAFF



JIM TURNER INTERIM HEAD COACH/OFFENSIVE LINE

Interim head coach Jim Turner has coached for nearly 30 years at the professional and collegiate levels and served as the offensive line coach for the Showboats for the past two seasons. He previously was the offensive line coach for the New Orleans Breakers of the USFL from 2022-23 after stints with the Cincinnati Bengals (2019-20) and the Miami Dolphins (2012-13) of the NFL.

A four-year letterman at Boston College and an officer in the United States Marine Corp for four years (1990-94), Turner coached the offensive line at Texas A&M from 2008-11 and from 2016-17, as well as coaching stops at Boston College (2007), Delaware (2005-06), Delaware (2005-06), Temple (2003-04), Harvard (2000-02), Louisiana Tech (1999), and Northeastern (1994-99).




JARREN HORTON DEFENSIVE COORDINATOR

- USFL Assistant Coach of the Year in 2023, while serving as the DC of the Pittsburgh Maulers
- Spent 3 seasons (2019-21) coaching defensive backs and serving as interim DC in 2021 at UConn
- Coached with Atlanta Legends of the AAF in 2019
- One season with Cleveland Browns as an assistant quality control coach/defensive assistant (2016)
- Experience at Vanderbilt (2015, 2017) and Southeastern Louisiana (2018)
- Son of Ray Horton, who played 10 years in the NFL and coached in the NFL for 24 seasons

BRIAN BAKER DEFENSIVE LINE

- Nearly 40 years of coaching experience
- Has coached at the high school, collegiate and professional levels
- Experience with nine different NFL teams
- Coached Pro Bowlers DeMarcus Ware, Jay Ratliff and Anthony Spencer with the Dallas Cowboys
- Most recent position was Senior Defensive Analyst at Georgia Tech in 2023



LUKE FERDINAND RUNNING BACKS

- Spent the last three seasons coaching at Black Hills State University (Grad Asst.-OL, 2022; Grad Asst.-RB, 2023; Asst. Coach-RB, 2023)
- Also has experience on the football staff at South Dakota as a video coordinator




MARC HULL LINEBACKERS, SPECIAL TEAMS

- Coached linebackers and special teams for the USFL's Pittsburgh Maulers in 2022 and 2023
- Spent 7 seasons coaching linebackers and special teams at Slippery Rock (Pa.), winning two conference titles and making four NCAA D-II Playoff appearances
- Spent two seasons at Shippensburg (Pa.) as a GA
- Coached at Kentucky Christian University in 2012
- Began coaching career at West Los Angeles College



NOEL MAZZONE OFFENSIVE COORDINATOR/QBs

- Most recently served as offensive coordinator for the New Orleans Breakers (USFL) in 2022
- More than 40 years of coaching experience
- Coached Philip Rivers at North Carolina State, who was the fourth overall pick of the 2004 NFL Draft
- Has also tutored the following QBs who went on to play in the NFL: Brett Hundley, Brock Osweiler, Josh Rosen, Jason Campbell, Kelly Stouffer and others




T.J. VERNIERI WIDE RECEIVERS/TIGHT ENDS

- Second season with the Showboats
- Coached WRs at Gannon University in the fall of 2023
- Served as offensive quality control/tight ends coach for the New Orleans Breakers in the spring of 2023
- Helped Gannon WR Ke'John Batiste to All-PSAC honors in 2023
- Spent two seasons on the coaching staff with the CFL Calgary Stampeders
- Three seasons of collegiate coaching experience



STEVE MEYER DEFENSIVE QUALITY CONTROL

- Served on the staff of the USFL's Pittsburgh Maulers in 2023
- Spent 2022 as the DC at Saint Vincent College (Pa.) after serving on the Bearcats' staff from 2010-13 as well
- Five years on staff with the Pittsburgh Steelers, serving as a defensive coaching assistant and scouting intern (2013-2018)
- Also brings experience from the high school ranks



LEE MORRIS OFFENSIVE QUALITY CONTROL

- Played last three seasons in the USFL/UFL (New Orleans Breakers-2022-23, Showboats 2024)
- Caught 41 passes for 848 yards and 11 TDs in four years of collegiate action at Oklahoma
- His father, Lee Morris, played one season in the NFL with the Green Bay Packers in 1987
- 2018 Burlsworth Trophy Semifinalist



JIM MONOS GENERAL MANAGER

- XFL Senior Director of Football Operations, 2022-23
- San Diego Fleet (AAF) Director of Player Personnel, 2019
- Buffalo Bills Director of Player Personnel, 2013-17
- Experience with new Orleans Saints and Philadelphia Eagles as an area scout

COACHING STAFF LOCATIONS

Offense		Defense	
OC/QB - Noel Mazzone	Field	DC - Jarren Horton	Booth
WR/TE - T.J. Vernieri	Booth	LB/ST - Marc Hull	Field
RB - Luke Ferdinand	Booth	DL - Brian Baker	Field
OQC - Lee Morris	Field	DQC - Steve Meyer	Booth



MEMPHIS SHOWBOATS NUMERICAL ROSTER

NO.	NAME	POS.	HT.	WT.	AGE	HOMETOWN/LAST COLLEGE
1	Kai Locksley	WR	6-4	207	28	Baltimore, Md./UTEP
2	Daewood Davis	WR	6-0	196	25	Broward County, Fla./Western Kentucky
3	Troy Williams	QB	6-2	213	30	Carson, Calif./Utah
4	Dee Anderson	WR	6-6	220	27	Dallas, Texas/Alabama A&M
5	EJ Perry	QB	6-2	220	26	Andover, Mass./Brown
6	Lance Boykin	CB	6-2	205	24	High Point, N.C./Coastal Carolina
7	Eli Walker	FS	6-2	195	27	Long Beach, Calif./Kansas State
8	Boogie Roberts	DT	6-2	304	29	Los Angeles, Calif./San Jose State
9	Jonathan Adams	WR	6-3	246	26	Jonesboro, Ark./Arkansas State
10	Amir Riep	FS	5-11	200	26	Cincinnati, Ohio/Lincoln University (Calif.)
12	Dresser Winn	QB	6-3	215	26	Dresden, Tenn./UT-Martin
13	Cameron Dantzler	CB	6-2	192	26	Hammond, La./Mississippi State
14	Mark Gilbert	CB	6-0	186	27	Fayetteville, N.C./Duke
18	Kwamie Lassiter II	WR	5-11	192	27	Chandler, Ariz./Kansas
19	Matt Mengel	P	6-2	230	31	Harbor City, Calif./UCLA
20	Obi Melifonwu	LB	6-4	225	30	South Grafton, Mass./Connecticut
22	Wes Hills	RB	6-2	218	29	Wildwood, N.J./Slippery Rock
26	Ravarius Rivers	DB	6-2	210	25	Ellenwood, Ga./Valdosta (Ga.) State
28	Kyree Woods	DB	6-0	190	27	Mesa, Ariz./San Diego State
31	Keaton Ellis	DB	5-11	191	24	State College, Pa./Penn State
32	Nehemiah Shelton	DB	6-0	185	25	Gardena, Calif./San Jose State
33	Eric Garror	CB	5-8	187	24	Mobile, Ala./Louisiana
34	Deneric Prince	RB	6-0	216	24	Manvel, Texas/Tulsa
36	Jalen Jackson	RB	5-9	213	25	Richmond, Va./Villanova
42	Steele Chambers	LB	6-1	240	24	Roswell, Ga./Ohio State
44	Jaylon Allen	DE	6-3	245	24	Humble, Texas/Memphis
45	Nasir Player	DL	6-5	255	27	Greenwood, Texas/East Tennessee State
49	Matt Coghlin	K	5-9	190	27	Cincinnati, Ohio/Michigan State
50	Izayah Green-May	DE	6-5	255	25	Bolingbrook, Ill./Northern Illinois
51	Andrew Dowell	LB	6-1	225	28	Cleveland, Ohio/Michigan State
52	Antwuan Jackson Jr.	DL	6-2	320	27	Ellenswood, Ga./Ohio State
57	Zeke Vandenberg	LB	6-4	237	26	Freeport, Ill./Illinois State
59	Turner Bernard	LS	6-1	243	26	Glendale, Ariz./San Diego State
63	Nate Gilliam	G	6-5	302	27	Knoxville, Tenn./Wake Forest
65	Jared Thomas	OL	6-2	304	28	Indianapolis, Ind./Northwestern
66	Nash Jensen	G	6-4	340	25	Maple Grove, Minn./North Dakota State
69	Noah Henderson	T	6-5	310	24	Bennettsville, S.C./East Carolina
72	Alec Lindstrom	C	6-3	295	26	Dudley, Mass./Boston College
74	Kellen Diesch	OL	6-7	303	27	Dallas, Texas/Arizona State
75	James Tunstall	T	6-7	323	25	Indian Head, Md./Cincinnati
79	Nick Torres	T	6-6	303	26	Whitestone, N.Y./Villanova
82	Eli Stove	WR	5-11	211	26	Niceville, Fla./Auburn
83	Isiah Hennie	WR	5-7	169	27	San Diego, Calif./Sacramento State
86	Isaiah Washington	WR	6-2	220	23	Jacksonville, Fla./Rutgers
88	Jay Jay Wilson	TE	6-2	265	28	Valencia, Calif./Auburn
89	Chris Pierce Jr.	TE	6-4	249	26	Smithfield, Va./Vanderbilt
91	Josiah Bronson	DE	6-3	307	27	Covington, Wash./Washington
92	P.J. Hall	DE	6-0	295	29	Seguin, Texas/Sam Houston State
95	DaMarcus Mitchell	DE	6-3	256	26	Thibodaux, La./Purdue
96	DeVere Levelston	DL	6-3	281	24	DeSoto, Texas/SMU
99	John Atkins Sr.*	DT	6-3	338	32	Thomson, Ga./Georgia

*-denotes injured reserve

ALPHABETICAL ROSTER

NO.	NAME	POS.
9	Jonathan Adams	WR
44	Jaylon Allen	DE
4	Dee Anderson	WR
99	John Atkins Sr.*	DT
59	Turner Bernard	LS
6	Lance Boykin	CB
91	Josiah Bronson	DE
42	Steele Chambers	LB
49	Matt Coghlin	K
13	Cameron Dantzler*	CB
74	Kellen Diesch	OL
2	Daewood Davis	WR
51	Andrew Dowell	LB
31	Keaton Ellis	CB
33	Eric Garror	CB
14	Mark Gilbert	CB
63	Nate Gilliam	G
50	Izayah Green-May	DE
92	P.J. Hall	DE
69	Noah Henderson	T
83	Isiah Hennie	WR
22	Wes Hills	RB
52	Antwuan Jackson	DL
36	Jalen Jackson	RB
66	Nash Jensen	G
18	Kwamie Lassiter II	WR
96	DeVere Levelston	DL
72	Alec Lindstrom	C
1	Kai Locksley	WR
20	Obi Melifonwu	LB
19	Matt Mengel	P
95	DaMarcus Mitchell	DE
5	EJ Perry	QB
89	Chris Pierce Jr.	TE
45	Nasir Player	DL
34	Deneric Prince	RB
10	Amir Riep	FS
26	Ravarius Rivers	DB
8	Boogie Roberts	DT
32	Nehemiah Shelton	DB
82	Eli Stove	WR
65	Jared Thomas	OL
79	Nick Torres	T
75	James Tunstall	T
57	Zeke Vandenberg	LB
7	Eli Walker	FS
86	Isaiah Washington	WR
3	Troy Williams	QB
88	Jay Jay Wilson	TE
12	Dresser Winn	QB
28	Kyree Woods	DB

*-denotes injured reserve

PRONUNCIATION GUIDE

Jaylon Allen.....JAY-lun
Matt Coghlin.....COG-lin
Kellen Diesch.....DEESH
Ja'Mion Franklin.....JAY-mee-on
Eric Garror.....GARE-or
Nate Gilliam.....GILL-yum

Antwuan Jackson.....AN-twan
Jacob Kibodi.....kuh-BODE-ee
Obi Melifonwu.....OH-bee mell-uf-FON-woo
Matt Mengel.....MENG-gul
Nasir Player.....Nuh-ZEER

Deneric Prince.....duh-NAIR-ic
Amir Riep.....uh-MEER REEP
Nehemiah Shelton.....knee-uh-MY-uh
Ja'Quan Sheppard.....juh-KWAN
Zeke Vandenberg.....VAN-den-burg
Kyree Woods.....KY-ree

Click [here to listen to audio pronunciations](#) of all Showboats players' names.



MEMPHIS SHOWBOATS PLAYER BIOS

#1 - KAI LOCKSLEY - WR - BALTIMORE, MD. - UTEP



- Signed by Showboats on Feb. 3, 2025

Prior to Showboats

- Last played for the CFL's Hamilton TigerCats in 2023, where he recorded 26 carries for 31 yards and 2 TDs, along with 3 receptions for 98 yards and 1 TD
- Played for the CFL's Edmonton Elks in 2022 and 2023, finishing 5-of-8 passing for 50 yards with 55 rushing attempts for 122 yards and 7 TDs
- Signed with the Miami Dolphins as a UDFA in 2021, but was waived in the team's final cuts before the season
- Finished his collegiate career at UTEP, playing in 20 games over two seasons, going 186-of-350 passing for 2,266 yards, 9 TDs and 14 interceptions; also rushed for 875 yards and 11 TDs on 237 attempts
- Began his collegiate career at Texas, where he red-shirted as a quarterback and was moved to wide receiver as a red-shirt freshman
- Later transferred to Iowa Western Community College, where he earned NJCAA Offensive Player of the Year and First Team All-America honors as a QB in 2017
- Accounted for 40 total touchdowns at IWCC, throwing for 2,238 yards (176-of-265) with 20 TDs and 6 INTs, while rushing for 705 yards on 112 attempts with 20 TDs

#2 - DAEWOOD DAVIS - WR - BROWARD CO., FLA. - WESTERN KENTUCKY



2024

- Earned All-UFL honors
- Finished No. 6 in the UFL in receptions with 41, No. 7 in receiving yards with 446 and tied for No. 2 in touchdown receptions with 5
- Set a United Football League record

for longest pass reception with an 82-yard touchdown catch vs the Michigan Panthers on April 28, 2024

- Also had the league's seventh-longest reception with a 65-yarder for a TD at Michigan on May 18, 2024
- Signed with the NFL's Carolina Panthers following the season, but was released due to injury

Prior to the Showboats

- Signed with the Miami Dolphins in 2023 and was later released after sustaining an injury that led to the suspension of a preseason game vs. Jacksonville
- Played two seasons (2021, 2022) at Western Kentucky, recording 116 receptions for 1,736 yards and 15 touchdowns
- Began his collegiate career at Oregon, where he saw action in 21 games

#3 - TROY WILLIAMS - QB - CARSON, CALIF. - UTAH 2024



- Saw action in eight games, starting three
- Completed 58-of-106 passes (54.7 percent) for 591 yards with 5 touchdowns and 5 interceptions
- His 248 yards and 3 passing touchdowns vs. Michigan on April 28 were both season-bests for the

Showboats

- Set a UFL record for longest pass completion, hooking up with Daewood Davis for an 82-yard touchdown strike on April 28 vs. Michigan

Prior to the Showboats

- Starting quarterback for Pittsburgh Maulers during the

2023 USFL season

- Passed for 1,414 yards and 6 TDs, with 3 interceptions for the Maulers, while also rushing for 341 yards and 3 touchdowns
- Saw action in two games for the CFL's Edmonton Elks in 2019
- Played in 21 games in two seasons at Utah with 15 starts, passing for 3,569 yards and 17 touchdowns
- Also played collegiately at Washington and Santa Monica College

#4 - DEE ANDERSON - WR - DALLAS, TEXAS - ALABAMA A&M 2024



2024

- Saw action in six games, recording eight receptions for 142 yards and 1 touchdown
- Caught a 3-point conversion pass vs. Birmingham on May 4, one of just two successful 3-point conversions the entire season

- Recorded one tackle on special teams

Prior to the Showboats

- Caught 13 passes for 174 yards and 2 touchdowns for the New Orleans Breakers during the 2023 USFL season
- Spent 2022 USFL season with the Tampa Bay Bandits
- Finished his collegiate career at Alabama A&M, where he recorded 33 receptions for 493 yards and 12 TD
- Also played collegiately at LSU and Oklahoma State

#5 - E.J. PERRY - QB - ANDOVER, MASS. - BROWN



- Signed with the Showboats on Feb. 5, 2025

Prior to the Showboats

- Started the first four games of the 2024 UFL season for the Michigan Panthers, completing 55-of-89 passes for 664 yards and 2 TDs with 3 interceptions
- Added 23 carries for 151 yards and 4 rushing touchdowns for Michigan in 2024
- Also played the 2023 season for the Michigan Panthers in the USFL
- Has had three stints with the Jacksonville Jaguars, spending the 2022 season and a portion of the 2023 season on the team's practice squad
- Has also signed with the Houston Texans in two separate occasions
- Finished his collegiate career at Brown, where he transferred to play for his uncle James Perry
- Won the 2021 Ivy League Bushnell Cup as the league's top offensive player and was a two-time All-Ivy League selection (2019, 2021)
- Passed for 5,981 yards and 45 touchdowns with 17 interceptions in two seasons at Brown
- Began his collegiate career at Boston College (2017-18) where he saw in action in 5 games during the 2018 season

#6 - LANCE BOYKIN - DB - HIGH POINT, N.C. - COASTAL CAROLINA

- Signed with the Showboats on Dec. 5, 2024



Prior to Showboats

- Signed with the Seattle Seahawks as a UDFA prior to the 2023 season, saw action in 1 game and was later placed on the practice squad
- Signed a reserve/future contract with Seattle following the 2023 season, but was waived in

August 2024

- Played two seasons of college football at both Coastal Carolina and Old Dominion
- Earned 2022 Second Team All-Sun Belt honors after starting 11 of 12 games for the Chanticleers and racking up 58 tackles and a team-best 8 PBUs and 2 INTs
- Saw action in 46 games over his four-year collegiate career

#7 - ELI WALKER - DB - LONG BEACH, CALIF. - KANSAS STATE

- Signed with the Showboats on Nov. 18, 2024



Prior to Showboats

- Last played with the USFL's Pittsburgh Maulers in 2022 and 2023
- Totaled 48 tackles, 1 sack, 1 interception and 2 pass breakups over two seasons with the Maulers
- Played in The Spring League in 2021
- Finished his collegiate career at Kansas State, playing two seasons for the Wildcats (2017, 2018), where he compiled 89 career tackles
- Began his college career at Cerritos JC (Calif.), tallying 4 interceptions and 117 tackles in 20 career games in 2015 and 2016

#8 - BOOGIE ROBERTS - DL - LOS ANGELES, CALIF. - SAN JOSE STATE

- Signed with the Showboats in November 2024



Prior to Showboats

- Last played for the USFL's Pittsburgh Maulers in 2022 and 2023
- Recorded 52 tackles and 3 sacks in two seasons with the Maulers
- Chosen by the D.C. Defenders in the UFL dispersal draft, but was waived prior to the 2024 season
- Signed as a UDFA with the Los Angeles Rams in 2019, but was waived prior to the season
- Played five seasons of collegiate football at San Jose State, where he was a three-year starter an Honorable Mention All-Mountain West Conference performer in 2018
- Played in 47 games with 35 starts for the Spartans, tallying 145 tackles and 7 sacks



9 - JONATHAN ADAMS - WR - JONESBORO, ARK. - ARKANSAS STATE



2024

- Started all 10 games
- Ranked No. 2 on the team in receiving yards with 442 and led the team with a 13.4-yard average per reception
- Hauled in 33 receptions, No. 3 on the team
- Caught one touchdown pass

Prior to the Showboats

- Tallied 40 receptions for 477 yards and 1 touchdown with the New Orleans Breakers in the 2023 USFL season
- Spent time with the Detroit Lions after a standout career at Arkansas State
- Earned 2020 Sun Belt Conference Offensive Player of the Year and First Team All-SBC honors, after catching 79 passes for 1,111 yards and 12 touchdowns in his senior season
- Third Team All-Sun Belt as a junior with 62 receptions for 851 yards and 5 TDs
- Was also a member of the Red Wolves basketball team while in college

10 - AMIR RIEP - DB - CINCINNATI, OHIO. - LINCOLN UNIVERSITY (CALIF.)



- Signed with the Showboats on Jan. 23, 2025

Prior to Showboats

- Finished his collegiate career at Lincoln University (Calif.), where he tallied 87 tackles and 5 sacks in 2023
- Recorded 33 tackles, 3 interceptions and passes defended in 40 games over three seasons (2017-19) at Ohio State
- Played on three Big Ten Championship teams for the Buckeyes

12 - DRESSER WINN - QB - DRESDEN, TENN. - UT-MARTIN



- Signed with Showboats March 10, 2025

Prior to Showboats

- Signed as a UDFA with the Los Angeles Rams before being waived during the 2023 preseason
- Re-signed to the Rams' practice squad twice late in the 2023 season
- Spent time with the CFL's Edmonton Elks in between the two stints with the Rams
- Played collegiately at UT-Martin, where he played in 32 games over six years, red-shirting for one season and missing significant time with injury in two other seasons
- Best season at UT-Martin was his final season (2022), when he was 232-of-379 passing for 2,928 yards, 18 TDs and 11 interceptions
- Earned Second Team All-Ohio Valley Conference honors in 2022

13 - CAMERON DANTZLER - DB - HAMMOND, LA. - MISSISSIPPI STATE



- Signed with the Showboats on Feb. 3, 2025

Prior to Showboats

- Signed with San Antonio Brahmas in 2024, but did not see action
- Last played for the NFL's New Orleans Saints, when he was signed to the active roster in November of 2023 after being on the practice squad since September
- Has also been under contract to the Houston Texans, Buffalo Bills and Washington Commanders
- Third round selection in the 2020 NFL Draft by the Minnesota Vikings
- Earned All-Rookie Team honors from the PFWA following the 2020 season, when he saw action in 11 games with 10 starts, recording 46 tackles, 2 interceptions, 4 passes defended and forced and recovered 1 fumble
- Has 37 games of NFL experience with 26 starts, recording 3 interceptions and 149 tackles
- Played collegiately at Mississippi State, where he was a Second Team All-SEC selection in 2018

14 - MARK GILBERT - DB - FAYETTEVILLE, N.C. - DUKE



- Signed with the Showboats on Jan. 27, 2025

Prior to Showboats

- Played the 2024 season with the UFL Champion Birmingham Stallions, recording 25 tackles and 1 interception in 7 games
- Played for the USFL's Pittsburgh Maulers in 2023, tallying 33 tackles and 4 interceptions
- Signed as a UDFA with Pittsburgh in 2021 and was placed on the practice squad
- Detroit Lions signed him off the Steelers' practice squad in October 2021, activating him for 8 games
- Spent time with the Steelers and Dolphins in 2022 and 2023
- Named 2017 First Team All-ACC
- Saw action in 29 games, with 20 starts, at Duke, missing much of three seasons due to injury

18 - KWAMIE LASSITER II - WR - CHANDLER, ARIZ. - KANSAS



- Signed with the Showboats on Dec. 5, 2024

Prior to Showboats

- Spent the 2022 and 2023 seasons with the Cincinnati Bengals, mostly on the practice squad
- Saw action in one game each season with the Bengals
- Signed with Cincinnati as a UDFA prior to the 2022 season
- Spent six seasons at Kansas (2016-21), finishing his collegiate career with 48 games played, 26 starts, 148 receptions, 1,550 yards and 7 TDs
- Named Honorable Mention All-Big 12 in 2020
- Late father Kwamie Lassiter played 10 seasons in the NFL

19 - MATT MENGEL - P - HARBOR CITY, CALIF. - UCLA



- Signed with the Showboats on Jan. 31, 2025

Prior to Showboats

- Last played in 2023 for the USFL's Pittsburgh Maulers, where he recorded 11 punts of 50 yards or more, including a USFL record 83-yarder
- Also played for the USFL's Philadelphia Stars in 2022
- Has experience in the IFA and the CFL as well, seeing action in six games for the CFL's Edmonton Elks in 2022
- Finished his collegiate career at UCLA, where he saw action in 25 games in two seasons
- Played two seasons of junior college football at Long Beach CC (2013) and Los Angeles Harbor JC (2012)

20 - OBI MELIFONWU - LB - SOUTH GRAFTON, MASS. - CONNECTICUT



- Signed with the Showboats on Jan. 30, 2025

Prior to Showboats

- Most recently played for the USFL's Tampa Bay Bandits in 2022, tallying 18 total tackles
- Signed with the XFL's St. Louis Battlehawks in 2023, but was waived prior to the season
- Seven games of NFL experience, playing 2 games for New England in 2018 and 5 games for the Raiders in 2017
- Signed contracts with San Francisco 49ers and Philadelphia Eagles in 2021, but did was waived by both
- Earned First Team All-AAC honors in 2016 at UConn, where he played in 48 career games with 351 total tackles, 11 TFLs, 8 interceptions and 24 passes defended

22 - WES HILLS - RB - WILDWOOD, N.J. - SLIPPERY ROCK



- Signed with Showboats on April 28, 2025

Prior to Showboats

- Suffered season-ending injury on an extra point attempt against Memphis in Week 8 of the 2024 season
- Finished 2023 season with 277 rushing yards on 72 carries and 5 touchdowns, adding 12 receptions for 59 yards
- Named to the Pro Football Newsroom's Midseason All- UFL Team
- Had 679 rushing yards, 10 rushing TDs and 278 receiving yards with the USFL's New Orleans Breakers during 2023 season
- Named to 2023 All-USFL Team after leading the league in rushing
- Spent parts of two seasons with the CFL's Hamilton TigerCats, rushing for 404 yards in seven total games
- Made NFL debut with the Detroit Lions in 2019 and also spent time with the Arizona Cardinals
- Saw action in 12 games for Slippery Rock in 2018
- Tallied 246 attempts for 1,714 rushing yards and 17 TDs in one season with The Rock
- Set SRU single-season rushing record with 1,714 yards in 2018 and earned First Team All-PSAC West honors



26 - RAVARIUS RIVERS - DB - ELLENWOOD, GA. - VALDOSTA STATE



• Signed with Showboats on Nov. 6, 2024, waived March 20, 2025, re-signed April 15, 2025

Prior to Showboats

• Earned Defensive Player of the Year and First Team All-Indoor Football League

honors in 2024 with the Green Bay Blizzard, where he played in both 2023 and 2024

• Finished his collegiate career at Valdosta State in 2022, compiling 39 tackles, 2 TFLs, 2 interceptions and 5 pass breakups

• Also played at Valdosta State from 2017-18, recording 77 tackles, 3 TFLs, 2 interceptions and 9 pass breakups in those two seasons

• Earned All-Region honors in 2018

• Began his collegiate career at Miles State (Ala.)

28 - KYREE WOODS - DB - MESA, ARIZ. - SAN DIEGO STATE 2024



• Started all 10 games
• Ranked No. 5 on the team with 41 total tackles and No. 4 with 32 solo stops
• Recorded 3 TFLs, 2 pass breakups and 1 forced fumble
• Recorded a team season-best with 7

solo tackles vs. D.C. on May 26

2023

• Saw action in six games for the Showboats during the 2023 USFL season, tallying 19 tackles and 2 interceptions

Prior to Showboats

• Played collegiately at San Diego State
• Tallied 71 tackles in 35 games with 16 starts for the Aztecs

31 - KEATON ELLIS - DB - STATE COLLEGE, PA. - PENN STATE



• Signed with the Showboats on Dec. 5, 2024

Prior to Showboats

• Signed with the Tennessee Titans as a UDFA prior to the 2024 season
• Also spent time with the CFL's Calgary Stampeders in 2024

• Played collegiately at Penn State, seeing action in 56 games with 20 starts over five seasons

• Racked up 89 tackles with 2 interceptions during his time as a Nittany Lion

• Most productive collegiate season was 2022, when he started 13 games and tallied 24 tackles

32 - NEHEMIAH SHELTON - DB - GARDENA, CALIF. - SAN JOSE STATE



2024
• Saw action in 7 games
• Tallied 10 total tackles

Prior to Showboats

• Tallied three tackles in 2023 with the Showboats
• Two-time All-Mountain West Honorable

Mention selection for the San Jose Spartans (2021, 2022)

• Saw action in 33 games, with 26 starts, in his collegiate career

• Tallied 146 total tackles, 6 interceptions, 2 forced fumbles and 2 fumble recoveries at SJSU

33 - ERIC GARROR - DB - MOBILE, ALA. - LOUISIANA



• Signed with the Showboats on Jan. 31, 2025

Prior to Showboats

• Signed with the Tennessee Titans as a UDFA prior to the 2023 season and placed on the practice squad

• Was activated by the Titans on Oct. 28, 2023 and saw action in 12 games with 4 starts through the 2023 season, tallying 22 tackles and 2 passes defended

• Signed to the Seattle Seahawks practice squad for a week in 2024

• Named All-Sun Belt Second Team (2021) and All-Sun Belt Third Team (2020)

• Tallied 129 tackles, 9 interceptions and 35 passes

defended for the Ragin' Cajuns in 62 career games

• Also a standout return specialist at Louisiana, returning 3 punts for touchdowns in his collegiate career

34 - DENERIC PRINCE - RB - MANVEL, TEXAS. - TULSA



• Signed with the Showboats on Feb. 5, 2025

Prior to Showboats

• Signed as a UDFA with the Kansas City Chiefs prior to the 2023 season

• Spent much of 2023 on the practice

squad, but saw action in 2 games for the Super Bowl Champion Chiefs

• Signed to the Miami Dolphins practice squad prior to the 2024 season

• Finished his collegiate career at Tulsa, seeing action in 26 games with 12 starts over 3 seasons

• Rushed for 1,728 career yards and 9 touchdowns for the Golden Hurricane, including 5 100-yard rushing performances

• Began his collegiate career at Texas A&M, where he saw action in one game

36 - JALEN JACKSON - RB - RICHMOND, VA. - VILLANOVA



• Signed with Showboats on March 8, 2025

Prior to Showboats

• Selected as a UDFA by the Jacksonville Jaguars prior to the 2024 season and was placed on the practice squad

• Earned Second Team All-CAA honors

in 2023 for Villanova, rushing for 981 yards and 9 touchdowns

• Rushed for 2,546 yards and 26 touchdowns in 46 games over six seasons at Villanova

42 - STEELE CHAMBERS - LB - ROSWELL, GA. - OHIO STATE



• Signed with the Showboats on Feb. 17, 2025

Prior to Showboats

• Signed as a UDFA with the Detroit Lions and was claimed off waivers by the New England Patriots, before being waived prior to the start of the 2024 NFL season

• Played linebacker at Ohio State, converting to defense after playing two seasons as a running back

• Saw action in 44 games for the Buckeyes, compiling 190 total tackles, 11.5 TFLs, 2 sacks and 3 interceptions

• Carried the ball 28 times for 221 yards and 1 TD in two seasons as a running back for the Buckeyes

44 - JAYLON ALLEN - DL - HUMBLE, TEXAS - MEMPHIS



• Signed with the Memphis Showboats in December 2024

Prior to Showboats

• Signed with the Denver Broncos as an UDFA in 2024 and was later waived with an injury settlement

• Earned Second Team All-AAC honors in 2023 at Memphis, after recording 40 tackles, 7 TFLs, 2 sacks, 2 pass breakups, 1 fumble recovery and 1 forced fumble

• Started all 13 games during his senior season with the Tigers

• Earned Honorable Mention All-AAC honors in 2022

• Tallied 150 tackles in his five-year career with the Tigers

45 - NASIR PLAYER - DL - GREENWOOD, S.C. - EAST TENNESSEE STATE



• Signed with the Showboats in November 2024

Prior to Showboats

• Last played for the USFL's Pittsburgh Maulers in 2022 and 2023

• Tallied 42 tackles and 4.5 sacks in two

seasons with the Maulers

• Chosen by the Michigan Panthers in the UFL dispersal draft, but was waived prior to the 2024 season

• Played in The Spring League in 2021

• Signed with the Tampa Bay Buccaneers as a UDFA in 2020, but was waived during training camp

• Three-time First Team All-Southern Conference selection at East Tennessee State

• Second Team All-America selection following his senior season (2019)

• Tallied double digit tackles for loss in three consecutive seasons for the Bucs

49 - MATT COGHILIN - K - CINCINNATI, OHIO - MICHIGAN STATE



2024
• Led the UFL in field-goal percentage making 94.1 percent of his attempts (16-of-17)

• Season-long field goal of 57 yards came April 13 at Birmingham

• Kicked four field goals vs. San Antonio

on April 6, which was tied for No. in the UFL

• Averaged 67.8 yards per kickoff

Prior to Showboats

• Starting placekicker for the New Orleans Breakers in the 2023 USFL season

• Went 18-of-19 on field goal attempts and 25-of-25 on PATs for the Breakers in 2023

• Set Michigan State school records for most points scored (382), most field goals made (76) and games played (57)

• Finished his career 148-for-148 in PATs, becoming just the 28th player in FBS history to make 100 percent of his PAT attempts (minimum of 100)

• Earned First Team All-Big Ten honors in 2018 and was a Four-time Honorable Mention All-Big Ten selection as well



50 - IZAYAH GREEN-MAY - DL - BOLINGBROOK, ILL. - NORTHERN ILLINOIS



• Signed with the Showboats on Nov. 19, 2024

Prior to Showboats

• Spent 2024 working at the University of Wisconsin as assistant director of player personnel

- Last played in 2023 with the USFL's Pittsburgh Maulers, where he saw action in 3 games
- Finished his collegiate career at Northern Illinois in 2022, starting all 11 games and tallying 32 tackles
- Spent five seasons (2017-21) at Wisconsin seeing action in 31 games

51- ANDREW DOWELL - OLB - CLEVELAND, OHIO. - MICHIGAN ST



• Signed with the Showboats April 14, 2025

Prior to Showboats

• Coming off an ACL injury suffered in August 2023 in practice with the NFL's New Orleans Saints

• Re-signed with the Saints in 2024 but

was released

- Saw action in 33 games for New Orleans in 2021 and 2022
- Spent time on the Saints' practice squad in 2019 and 2020
- Signed as a UDFA with the Dallas Cowboys in 2019, but was waived with an injury designation
- Played collegiately at Michigan State, where he earned Honorable Mention All-Big Ten honors as a senior in 2018
- Saw action in 49 games for the Spartans, including 32 starts, with 261 career tackles and 6 sacks

52 - ANTUAN JACKSON - DL - ELLENSWOOD, GA. - OHIO STATE



• Signed by Showboats on March 1, 2025

Prior to Showboats

• Played the 2024 UFL season for the St. Louis Battlehawks, seeing action in 9 games, with 3 starts

• Compiled 10 total tackles and 0.5 sacks

for St. Louis in 2024

- Played the 2023 season with the XFL's Seattle Sea Dragons, tallying 20 tackles in 9 games with 8 starts
- Signed with the NFL's Carolina Panthers prior to the 2023 season, but was later waived
- Finished his collegiate career at Ohio State, where he saw action in 35 games over four seasons
- Best season at Ohio State came in 2021, when he recorded 23 tackles, 4.5 TFLs and 2.5 sacks, earning Honorable Mention All-Big Ten honors
- Began his collegiate career at Auburn, before transferring to Blinn (Texas) CC, where he tallied 70 tackles and 9 sacks in 2017

57 - ZEKE VANDENBURGH - LB - FREEPORT, ILL. - ILLINOIS STATE



• Signed with Showboats on Dec. 23, 2024

Prior to Showboats

• Signed with the Miami Dolphins as a UDFA prior to the 2023 season, but was waived/injured in the preseason

- Also drafted by the USFL's Stallions in 2023
- Named the Buck Buchanan Award winner as the best defensive player in NCAA FCS as a senior at Illinois State in 2022
- Also earned 2022 Missouri Valley Football Conference Defensive Player of the Year, Consensus All-America honors and First Team All-MVFC accolades
- Finished his collegiate career No. 3 on the Illinois State career charts for sacks (24) and TFLs (43.5)
- Led all of NCAA FCS in sacks and TFLs per game in 2022, averaging 1.4 and 2.1, respectively
- Finished his Illinois State career with 256 tackles, 43.5 TFLs, 24 sacks, 1 interception and 7 passes defended in 51 career games

59 - TURNER BERNARD - LS - GLENDALE, ARIZ. - SAN DIEGO STATE 2024



• Successfully converted all 52 of his long snaps

Prior to Showboats

• Spent the 2022 and 2023 seasons with the New Orleans Breakers

• Signed an undrafted free agent with the

NFL's Minnesota Vikings but did not make the team

• Starting long snapper for San Diego State for four seasons, seeing action in 51 games from 2017-2020

63 - NATE GILLIAM - OL - KNOXVILLE, TENN. - WAKE FOREST



• Signed with the Showboats on Jan. 17, 2025

Prior to Showboats

• Spent the 2022, 2023 and 2024 seasons on the practice squad of the Cincinnati Bengals

• Signed with the Los Angeles Chargers as a UDFA prior to the 2020 season and

was on the practice squad in 2020 and 2021

• Signed with the Pittsburgh Steelers prior to the 2022 season, but was waived before signing with the Bengals

• Played in 46 games at Wake Forest (2016-19)

• Earned Third Team All-ACC honors for the Demon Deacons in 2019

• Four-year letter winner

65 - JARED THOMAS - OL - INDIANAPOLIS, IND. - NORTHWESTERN 2024



• Started all 10 games

• Nine of his starts were at C, with the other at LG in Week 9 vs D.C.

Prior to Showboats

• Played the 2023 XFL season for the Seattle Sea Dragons

• Earned All-USFL honors in 2022 as a member of the New Orleans Breakers

• Saw action in 30 games over four seasons at Northwestern

• Made 30 starts during his collegiate career

66 - NASH JENSEN - OL - MAPLE GROVE, MINN. - NORTH DAKOTA STATE



• Signed with the Showboats on Jan. 6, 2025

Prior to Showboats

• Signed with the Carolina Panthers as a UDFA in 2023, playing in 11 games with 5 starts for Carolina in the 2023 season

- Waived due to injury prior to the 2024 season
- Played 70 games over the course of five seasons with North Dakota State, which was believed to be an NCAA record at the time
- Started 55 of his 70 games at NDSU, missing just one game with an injury
- Earned Associated Press First Team FCS All-America honors in 2022
- Earned four national championship rings during his time with the Bison

69 - NOAH HENDERSON - OL - BENNETTSVILLE, S.C. - EAST CAROLINA



• Signed with the Showboats on Feb. 4, 2025

Prior to Showboats

• Played for the Arlington Renegades in 2024, seeing action in 9 games with 5 starts

- Played collegiately at East Carolina, where he saw action in 33 games with 25 starts in three seasons, red-shirting for one year and missing the 2020 Covid season
- 3-year letter winner and 2-time captain for the Pirates
- Selected to participate in 2023 Hula Bowl and 2023 NVLPA Bowl following his college career

72 - ALEC LINDSTROM - OL - DUDLEY, MASS. - BOSTON COLLEGE 2024



• Saw action in all 10 games with four starts for the Showboats in 2024

• Started first two and final two games of the season at guard

Prior to Showboats

- Spent time with the NFL's Dallas Cowboys on the practice squad in 2022 and 2023
- Two-time First Team All-ACC selection (2020, 2021) at center for Boston College, also earning Third Team All-ACC honors as a sophomore (2019)
- Saw action in 46 games with 36 starts for B.C.

74 - KELLEN DIESCH - OL - DALLAS, TEXAS. - ARIZONA ST



• Signed with the Renegades on Jan. 30, 2025

• Traded to Showboats April 21, 2025

Prior to the Renegades/Showboats

• Spent 2024 on New England and Tennessee practice squad

- Waived by Bears at conclusion of 2023 training camp and signed with Steelers practice squad
- Signed with the Miami as a UDFA in 2022, waived after training camp. Signed with Bears and spent 2022 season on practice squad.
- Started all 15 games in his final season at Arizona State where he was rated as the highest graded tackle in the Pac-12 according to Pro Football Focus
- Spent three seasons at Texas A&M playing in 22 games



75 - JAMES TUNSTALL - OL - INDIAN HEAD, MD. - CINCINNATI



2024

- Started 7 games at tackle and saw action in 8 contests

Prior to Showboats

- Spent time with the NFL's Miami Dolphins in 2023
- Earned Second Team All-American Athletic Conference honors following the 2022 season at Cincinnati
- Played two seasons for the Bearcats
- Also played collegiately at Stony Brook (2019) and UConn (2017-2018)

79 - NICK TORRES - OL - WHITESTONE, N.Y. - VILLANOVA



- Signed with the Showboats on Feb. 5, 2025

Prior to Showboats

- Signed as a UDFA by the Kansas City Chiefs but was waived prior to the 2024 season
- Spent six years at Villanova, where he saw action in 53 games with 50 starts
- Helped lead the Wildcats to the NCAA FCS Playoffs in 2023

82 - ELI STOVE - WR - NICEVILLE, FLA. - AUBURN



- Signed with the Showboats on Feb. 27, 2025

Prior to Showboats

- Saw action in 4 games (2 starts) for the CFL's Ottawa Red Blacks in 2024, tallying 9 receptions for 79 yards
- Played in the USFL in 2023 for the New Orleans Breakers with 5 receptions for 61 yards in 10 games
- Spent five seasons (2106-2020) at Auburn
- Saw action in 52 games with 24 starts for Auburn, tallying 136 receptions for 1,186 yards and 6 TDs
- Also recorded 55 carries for 554 yards and 4 TDs during his collegiate career

83 - ISIAH HENNIE - WR - SAN DIEGO, CALIF. - SACRAMENTO STATE



- Signed by Showboats on Feb. 28, 2025

Prior to Showboats

- Saw action in 4 games for the Houston Roughnecks in 2024
- Played in all 12 games for the USFL's Pittsburgh Maulers in 2023
- Caught 46 passes for 474 yards and 3 touchdowns for the Maulers in the regular season, while adding 14 more receptions for 138 yards in Pittsburgh's playoff run to the USFL Championship Game
- Caught 18 passes for 198 yards and 3 TDs for the Maulers in 2022
- Saw action in 43 games at Sacramento State during his four-year collegiate career, recording 138 receptions for 1,519 yards and 11 TDs
- Earned Honorable Mention All-Big Sky honors twice at Sacramento State

86 - ISAIAH WASHINGTON - WR - JACKSONVILLE, FLA. - RUTGERS



- Signed with the Showboats on Feb. 13, 2025

Prior to Showboats

- Signed as a UDFA with the Baltimore Ravens, before being placed on IR and was later waived with an injury settlement
- Tied a Rutgers school record with 58 games played in five seasons with the Scarlet Knights, playing in every game during his time at the school
- Compiled 74 receptions for 927 yards and 3 TDs in his collegiate career
- Best season at Rutgers was as a senior in 2023, hauling in 25 receptions for 321 yards and 1 TD

88 - JAY JAY WILSON - TE - VALENCIA, CALIF. - AUBURN



2024

- Recorded three receptions for 30 yards
- Saw action in all 10 games
- Recorded 12 tackles and 1 fumble recovery, mostly on special teams
- 2023
- Hauled in 16 receptions for 170 yards and 1 TD for the USFL Showboats in 2023

Prior to UFL

- Finished his collegiate career in 2019 at Auburn, where he saw action 12 games with 14 catches for 133 yards and a touchdown
- Began his collegiate career at Arizona State (2015-2018)
- Played two seasons as a receiver, changed positions to linebacker after an injury to another linebacker
- Caught 3 touchdown passes and also tallied 62 tackles, 4.5 TFLs, 2 sacks, 1 interception for the Sun Devils

89 - CHRIS PIERCE JR. - TE - SMITHFIELD, VA. - VANDERBILT



- Signed with the Showboats on Jan. 22, 2025

Prior to Showboats

- Spent 2024 on the Carolina Panthers' practice squad after originally signing with the UFL's Birmingham Stallions
- Signed with the Arizona Cardinals as a UDFA in 2022, was converted to tight end and eventually placed on the practice squad
- Played four seasons at wide receiver for Vanderbilt, catching 57 passes for 654 yards and 2 touchdowns as a red-shirt senior in 2021
- Finished his Vanderbilt career with 109 receptions for 1,398 yards and 9 touchdowns

91 - JOSIAH BRONSON - DL - COVINGTON, WASH. - WASHINGTON



2024

- Saw action in all 10 games with 4 starts
- Tallied 12 total tackles with 2 TFLs
- Recorded 1.5 sacks and 1 pass breakup

Prior to Showboats

- Saw action in eight games with 12 tackles for the NFL's New Orleans Saints in 2021
- Has also spent time on the practice squad for the NFL's Miami Dolphins and Dallas Cowboys
- Signed with the Showboats in December 2023
- Went to Washington as a walk-on after one season at Temple

- Earned a scholarship at UW after his junior season
- Saw action in 29 games for the Huskies with 42 tackles and 3 sacks

92 - P.J. HALL - DL - SEGUIN, TEXAS - SAM HOUSTON STATE



- Saw action in 6 games, including 2 starts
- Recorded 11 total tackles, 2 TFLs and 1 sack

Prior to Showboats

- Played for the Seattle Sea Dragons (XFL) in 2023, recording 5 tackles in 3 games
- Second round selection (57th overall) in the 2018 NFL Draft by the Oakland Raiders
- Saw action in 30 games for the Raiders in 2018 and 2019, tallying 48 tackles and 1.5 sacks
- Played in 10 games for the Houston Texans (NFL) in 2020 with 34 tackles and 1 sack
- Earned First Team All-Southland Conference honors four straight years at Sam Houston State, earning Southland Defensive Player of the Year honors in 2016
- Two-time NCAA FCS All-America performer

95 - DAMARCUS MITCHELL - DL - THIBODAUX, LA. - PURDUE



- Signed with the Showboats on Jan. 30, 2025

Prior to Showboats

- Saw action in 5 games for the UFL Champion Birmingham Stallions in 2024, tallying 7 tackles and 2 sacks
- Signed by the New England Patriots as a UDFA prior to the 2022 season, earning a spot on the active roster
- Saw action in 16 games with 8 tackles for the Patriots in 2022
- Signed with the Seattle Seahawks in 2023, but was waived
- Played in 38 games with 18 starts at Purdue, where he tallied 59 tackles, 13 TFLs and 5.5 sacks
- Began his collegiate career at Southwest Mississippi CC as a running back, before converting to defense in his sophomore season
- Rushed for 57 yards and tallied 66 yards receiving with a TD as a freshman, before recording 71 tackles as a sophomore

(Showboats Bios Continued on Next Page)



#96 - DEVERE LEVELSTON - DL - DESOTO, TEXAS - SMU

- Signed with Showboats on April 21, 2025

**Prior to Showboats**

- Spent most of the 2024 season with the Seattle Seahawks
- Played four seasons at SMU, where he compiled 90 tackles and 11 sacks in 46 career games
- Began his collegiate career at Tyler Junior College

#99 - JOHN ATKINS SR. - DL - THOMSON, GA. - GEORGIA**2024**

- Started all 10 games
- Recorded 21 tackles and 1 fumble recovery
- 2023
- Named to the 2023 All-USFL team after recording 29 tackles and 2.5 sacks for the Showboats

**Prior to Showboats**

- Played the 2022 USFL season for the Tampa Bay Bandits
- Saw action in 14 games with six starts for the Detroit Lions (NFL) in 2018 and 2019, recording 22 total tackles
- Has also spent time with NFL teams New England and Atlanta
- Saw action in 48 games during his collegiate career at Georgia, finishing with 81 total tackles, 3.5 TFLs, 5 PBUs and 1 fumble recovery for the Bulldogs

UNDER ARMOUR THREADS

Under Armour is the exclusive provider of all on-field uniforms, including jerseys, base layer, sideline and training apparel, for all XFL teams. The unique home and away sets are designed with an authentic execution of the individual team identities. The design process was a collaboration between XFL ownership, marketing, and Under Armour teams.

Each jersey features a "Blood, Sweat, Respect" mantra – a personal message from ownership to players, which is sublimated on the interior collars of all team uniforms.

Additional design details include embroidered team wordmarks and branding at the base of the neckline, UA's ArmourGrid nameplates with twill lettering, and all uniforms are branded with XFL, Under Armour, and Project Rock Brahma Bull patches.



GAME-BY-GAME PLAYER NOTES

#1 • KAI LOCKSLEY - WR

Game 1 vs. MICH: 1 reception, 5 yards
Game 2 vs DC: Saw action
Game 3 vs HOU: 2 receptions, 28 yards
Game 4 vs MICH: Saw action
Game 5 vs BIR: DNP

#3 • TROY WILLIAMS - QB

Game 1 vs MICH: 8-of-11 passing, 104 yards, 1 interception
Game 2 vs DC: DNP
Game 3 vs HOU: 4-of-8 passing, 63 yards; 4 carries, 35 yards, 1 TD
Game 4 vs MICH: 4-of-8 passing, 13 yards; 1 carry, 4 yards
Game 5 vs BIR: DNP

#4 • DEE ANDERSON - WR

Game 1 vs MICH: 1 reception, 8 yards
Game 2 vs DC: 4 receptions, 30 yards
Game 3 vs HOU: DNP
Game 4 vs MICH: 1 reception, 4 yards
Game 5 vs BIR: 4 receptions, 93 yards, 1 TD, 1 two-point reception

#5 • EJ PERRY - QB

Game 1 vs MICH: 10-of-17 passing, 93 yards, 1 TD, 1 INT; 3 rushes, 7 yards
Game 2 vs DC: 18-of-28 passing, 194 yards, 1 INT; 4 carries, 28 yards, 1 TD
Game 3 vs HOU: 13-of-20 passing, 131 yards, 1 TD, 2 INT; 1 carry, 6 yards
Game 4 vs MICH: 8-of-16 passing, 74 yards, 1 INT; 9 carries, 30 yards
Game 5 vs BIR: DNP (Injured Reserve)

#6 • LANCE BOYKIN - DB

Game 1 vs MICH: 4 total tackles
Game 2 vs DC: 4 total tackles
Game 3 vs HOU: 1 tackle
Game 4 vs MICH: 4 total tackles, 3 solo
Game 5 vs BIR: Started at CB

#7 • ELI WALKER - DB

Game 1 vs MICH: 9 total tackles; 5 solo
Game 2 vs DC: 5 total tackles, 1 TFL
Game 3 vs HOU: 5 total tackles, 2 solo
Game 4 vs MICH: 9 total tackles, all solo
Game 5 vs BIR: 6 total tackles, all solo; 1 INT

#8 • BOOGIE ROBERTS - DL

Game 1 vs MICH: 2 total tackles
Game 2 vs DC: 3 total tackles, 1 sack, 1 TFL
Game 3 vs HOU: 4 total tackles, 1 TFL
Game 4 vs MICH: 1 tackle
Game 5 vs BIR: Started at DT

#9 • JONATHAN ADAMS - WR

Game 1 vs MICH: 6 receptions, 93 yards, 1 TD
Game 2 vs DC: 9 receptions, 128 yards
Game 3 vs HOU: 5 receptions, 42 yards
Game 4 vs MICH: 2 receptions, 21 yards
Game 5 vs BIR: 2 receptions, 29 yards

#10 • AMIR RIEP - DB

Game 1 vs MICH: 2 total tackles
Game 2 vs DC: DNP
Game 3 vs HOU: 2 total tackles
Game 4 vs MICH: 3 total tackles, 2 solo
Game 5 vs BIR: Saw action

#12 • DRESSER WINN - QB

Game 1 vs MICH: DNP
Game 2 vs DC: DNP
Game 3 vs HOU: DNP
Game 4 vs MICH: DNP
Game 5 vs BIR: Started at QB; 17-of-29 for 235 yards, 1 TD; 4 carries, 11 yards

#13 • CAMERON DANTZLER - DB

Game 1 vs MICH: DNP (Injured Reserve)
Game 2 vs DC: DNP (Injured Reserve)
Game 3 vs HOU: DNP (Injured Reserve)
Game 4 vs MICH: DNP (Injured Reserve)
Game 5 vs BIR: 2 total tackles, both solo

#14 • MARK GILBERT - DB

Game 1 vs MICH: 3 total tackles, 1 pass breakup
Game 2 vs DC: 3 total tackles
Game 3 vs HOU: 4 total tackles, 3 solo
Game 4 vs MICH: 1 tackle
Game 5 vs BIR: 4 total tackles, all solo

#18 • KWAMIE LASSITER II - WR

Game 1 vs MICH: 2 receptions, 10 yards
Game 2 vs DC: 2 receptions, 6 yards
Game 3 vs HOU: 6 receptions, 79 yards, 1 TD
Game 4 vs MICH: 3 receptions, 33 yards
Game 5 vs BIR: 5 receptions, 65 yards

#19 • MATT MENGEL - P

Game 1 vs MICH: 4 punts, 44.5 average; 2 inside 20
Game 2 vs DC: 3 punts, 42.3 average
Game 3 vs HOU: 4 punts, 37.8 average
Game 4 vs MICH: 6 punts, 42.7 average; 1 inside 20
Game 5 vs BIR: 6 punts, 40.3 average; 2 inside 20

#20 • OBI MELIFONWU - LB

Game 1 vs MICH: 2 total tackles
Game 2 vs DC: 1 tackle
Game 3 vs HOU: 2 total tackles
Game 4 vs MICH: 4 total tackles, 2 solo
Game 5 vs BIR: Saw action

#21 • JA'QUAN SHEPPARD - DB

Game 1 vs MICH: DNP
Game 2 vs DC: DNP
Game 3 vs HOU: DNP
Game 4 vs MICH: DNP
Game 5 vs BIR: DNP

#23 • JACOB KIBODI - RB

Game 1 vs MICH: DNP
Game 2 vs DC: 13 carries, 39 yards; 2 receptions, -12 yards; 2 total tackles
Game 3 vs HOU: DNP
Game 4 vs MICH: 7 carries, 10 yards; 3 receptions, 4 yards
Game 5 vs BIR: DNP

#26 • RAVARIUS RIVERS - DB

Game 4 vs MICH: DNP
Game 5 vs BIR: DNP

#28 • KYREE WOODS - DB

Game 1 vs MICH: 5 total tackles, 1 TFL
Game 2 vs DC: 2 total tackles
Game 3 vs HOU: 6 total tackles, 5 solo
Game 4 vs MICH: Saw action
Game 5 vs BIR: 2 total tackles, 1 solo



GAME-BY-GAME PLAYER NOTES

#31 • KEATON ELLIS - DB

Game 1 vs MICH: 8 total tackles
Game 2 vs DC: 5 total tackles
Game 3 vs HOU: Team lead with 8 total tackles, 6 solo, 2 TFLs
Game 4 vs MICH: 3 total tackles
Game 5 vs BIR: 4 total tackles, all solo

#32 • NEHEMIAH SHELTON - DB

Game 1 vs MICH: 2 total tackles
Game 2 vs DC: 1 tackle
Game 3 vs HOU: 3 total tackles, 2 solo
Game 4 vs MICH: 2 total tackles, both solo
Game 5 vs BIR: 2 total tackles, 1 solo

#33 • ERIC GARROR - DB

Game 1 vs MICH: 6 total tackles, 3 solo
Game 2 vs DC: 3 total tackles
Game 3 vs HOU: 5 total tackles, 2 solo; 1 kickoff return, 26 yards
Game 4 vs MICH: 3 kickoff returns, 40 yards
Game 5 vs BIR: 2 total tackles, both solo; 1 kickoff return, 37 yards

#34 • DENERIC PRINCE - RB

Game 1 vs MICH: 10 carries, 38 yards; 5 kick returns, 88 yards
Game 2 vs DC: 9 carries, 44 yards
Game 3 vs HOU: 12 carries, 23 yards; 2 receptions, 16 yards
Game 4 vs MICH: 7 carries, 24 yards, 1 TD
Game 5 vs BIR: 12 carries, 49 yards; 1 recpetion, 6 yards

#36 • JALEN JACKSON - RB

Game 1 vs MICH: 11 carries, 24 yards
Game 2 vs DC: DNP
Game 3 vs HOU: 9 carries, 20 yards
Game 4 vs MICH: DNP
Game 5 vs BIR: 5 carries, 18 yards; 1 two-point rush

#42 • STEELE CHAMBERS - LB

Game 1 vs MICH: Tied for team lead with 10 total tackles, 5 solo
Game 2 vs DC: Team lead with 10 total tackles, 6 solo
Game 3 vs HOU: 6 total tackles, 4 solo
Game 4 vs MICH: Team lead with 11 total tackles, 8 solo
Game 5 vs BIR: Team lead with 10 total tackles, 7 solo, 1 TFL

#44 • JAYLON ALLEN - OLB

Game 1 vs MICH: 3 total tackles, 1 sack
Game 2 vs DC: 4 total tackles
Game 3 vs HOU: 2 total tackles
Game 4 vs MICH: 4 total tackles, 3 solo
Game 5 vs BIR: 2 total tackles, 1 solo

#45 • NASIR PLAYER - OLB

Game 1 vs MICH: 5 total tackles
Game 2 vs DC: 3 total tackles
Game 3 vs HOU: Started at DE
Game 4 vs MICH: 5 total tackles, 2 solo, 1 TFL
Game 5 vs BIR: 2 total tackles, 1 solo, 1 TFL, 1 sack

#49 • MATT COGHLIN - K

Game 1 vs MICH: 2-of-2 on FGs (50, 45); 3 kickoffs, 63.3 average
Game 2 vs DC: 2-of-3 on FGs (22, 33); 4 kickoffs, 48 average
Game 3 vs HOU: 1-of-1 on FGs (32); 3 kickoffs, 65.3 average
Game 4 vs MICH: 1-of-1 on FGs (52); 3 kickoffs, 63.0 average
Game 5 vs BIR: 2-of-3 on FGs (32, 37); 4 kickoffs, 63.5 average

#50 • IZAYAH GREEN-MAY - OLB

Game 1 vs MICH: 2 total tackles
Game 2 vs DC: 2 total tackles
Game 3 vs HOU: 4 total tackles, 2 solo
Game 4 vs MICH: Saw action
Game 5 vs BIR: 3 total tackles, 1 solo, 1 TFL, 1 sack

#51 • ANDREW DOWELL - OLB

Game 4 vs MICH: DNP
Game 5 vs BIR: 7 total tackles, 5 solo; started at OLB

#52 • ANTWUAN JACKSON - DL

Game 1 vs MICH: DNP
Game 2 vs DC: Saw action
Game 3 vs HOU: 1 tackle
Game 4 vs MICH: 5 total tackles, 2 solo
Game 5 vs BIR: Saw action

#55 • JD DIRENZO - OL

Game 1 vs MICH: Started at RT
Game 2 vs DC: Saw action
Game 3 vs HOU: Saw action
Game 4 vs MICH: Saw action
Game 5 vs BIR: DNP

#57 • ZEKE VANDENBURGH - LB

Game 1 vs MICH: 10 total tackles, 0.5 sacks
Game 2 vs DC: 7 total tackles
Game 3 vs HOU: 7 total tackles
Game 4 vs MICH: 4 total tackles, all solo
Game 5 vs BIR: DNP

#59 • TURNER BERNARD - LS

Game 1 vs MICH: 6 successful long snaps (2 FG, 4 punt)
Game 2 vs DC: 6 successful long snaps (3 FG, 3 punt)
Game 3 vs HOU: 5 successful long snaps (1 FG, 4 punt)
Game 4 vs MICH: 7 successful long snaps (1 FG, 6 punt)
Game 5 vs BIR: 8 successful long snaps (2 FG, 6 punt)

#63 • NATE GILLIAM - OL

Game 1 vs MICH: Saw action
Game 2 vs DC: Started at T
Game 3 vs HOU: Started at G
Game 4 vs MICH: Started at RT
Game 5 vs BIR: Started at RT

#65 • JARED THOMAS - OL

Game 1 vs MICH: Started at LG
Game 2 vs DC: Started at LG
Game 3 vs HOU: Started at LG
Game 4 vs MICH: Started at LG
Game 5 vs BIR: Started at LG

#66 • NASH JENSEN - OL

Game 1 vs MICH: Started at RG
Game 2 vs DC: Started at RG
Game 3 vs HOU: Started at RG
Game 4 vs MICH: Started at RG
Game 5 vs BIR: Started at RG

#69 • NOAH HENDERSON - OL

Game 1 vs MICH: Saw action
Game 1 vs DC: 1 tackle
Game 3 vs HOU: Saw action
Game 4 vs MICH: Saw action
Game 5 vs BIR: Saw action



#72 • ALEC LINDSTROM - OL

Game 1 vs MICH: Started at C
Game 1 vs DC: Started at C
Game 3 vs HOU: Started at C
Game 4 vs MICH: Started at C
Game 5 vs BIR: Started at C

#74 • KELLEN DIESCH - T

Game 5 vs BIR: Saw action

#75 • JAMES TUNSTALL - OL

Game 1 vs MICH: Started at LT
Game 2 vs DC: Started at LT
Game 3 vs HOU: Started at LT
Game 4 vs MICH: Started at LT
Game 5 vs BIR: Started at LT

#79 • NICK TORRES - OL

Game 1 vs MICH: DNP (Injured Reserve)
Game 2 vs DC: DNP (Injured Reserve)
Game 3 vs HOU: DNP (Injured Reserve)
Game 4 vs MICH: DNP
Game 5 vs BIR: Saw action

#82 • ELI STOVE - WR

Game 1 vs MICH: 1 reception, 9 yards
Game 2 vs DC: 1 reception, 42 yards
Game 3 vs HOU: DNP
Game 4 vs MICH: 1 carry, 2 yards
Game 5 vs BIR: DNP

#83 • ISIAH HENNIE - WR

Game 1 vs MICH: 1 reception, 6 yards
Game 2 vs DC: 4 punt returns, 20 yards
Game 3 vs HOU: 1 punt return, 13 yards; 4 kickoff returns, 71 yards
Game 4 vs MICH: 1 reception, 5 yards; 4 punt returns, 76 yards, 53-yard long return; 2 kickoff returns, 43 yards
Game 5 vs BIR: 2 punt returns, 12 yards; 4 kickoff returns, 85 yards; 1 TD from 108-yard Kick Six

#86 • ISAIAH WASHINGTON - WR

Game 1 vs MICH: DNP
Game 2 vs DC: DNP
Game 3 vs HOU: 1 reception, 15 yards
Game 4: DNP
Game 5 vs BIR: 5 receptions, 42 yards

#88 • JAY JAY WILSON - TE

Game 1 vs MICH: 1 reception, 8 yards
Game 2 vs DC: 1 tackle
Game 3 vs HOU: Saw action
Game 4 vs MICH: Saw action
Game 5 vs BIR: Saw action

#89 • CHRIS PIERCE JR. - TE

Game 1 vs MICH: 1 target
Game 2 vs DC: 1 tackle
Game 3 vs HOU: Started at TE
Game 4 vs MICH: DNP
Game 5 vs BIR: Started at TE

#90 • JA'MION FRANKLIN - DT

Game 4 vs MICH: DNP
Game 5 vs BIR: DNP

#91- JOSIAH BRONSON - DL

Game 1 vs MICH: 4 total tackles
Game 2 vs DC: 2 total tackles
Game 3 vs HOU: 1 tackle
Game 4 vs MICH: Saw action
Game 5 vs BIR: 1 tackle

#92 • PJ HALL - DL

Game 1 vs MICH: 6 total tackles
Game 2 vs DC: 4 total tackles, 1 TFL
Game 3 vs HOU: 2 total tackles
Game 4 vs. MICH: Saw action
Game 5 vs BIR: 5 total tackles, 3 solo, 1 TFL, 1 sack

#95 • DAMARCUS MITCHELL - DL

Game 1 vs MICH: 2 total tackles
Game 2 vs DC: DNP
Game 3 vs HOU: Saw action
Game 4 vs MICH: 4 total tackles, 3 solo
Game 5 vs BIR: 2 total tackles

#99 • JOHN ATKINS SR. - DL

Game 1 vs MICH: 3 total tackles
Game 2 vs DC: Saw action
Game 3 vs HOU: DNP (Injured Reserve)
Game 4 vs MICH: DNP (Injured Reserve)
Game 5 vs BIR: DNP (Injured Reserve)



GAME TWO - D.C. 17, MEMPHIS 12

WASHINGTON, D.C. (April 5) – The D.C. Defenders held off the Memphis Showboats 17-12 at Audi Field.

DC led 9-6 heading into the fourth quarter. But Showboats quarterback EJ Perry's sixteen-yard run was the game's first touchdown and also gave Memphis a 12-9 lead with 11:47 remaining in the contest.

A 45-yard completion from Jordan Ta'amu to Chris Rowland just five plays after the Perry score put the Defenders in the red zone at the Memphis 12-yard line. Three plays later, on 3rd-and-goal, Ta'amu tossed a pop pass over the middle to Ben Bresnahan to put D.C. on top 15-12. A Rowland reverse pass on the 2-point conversion gave the Defenders a five-point edge.

The Showboats clawed their way down the field, driving to the D.C. 25-yard line. When the drive stalled, Memphis elected to kick a field goal and attempt to retain possession with a 4th-and-12 (the UFL's alternate rule to an onside kick). But Memphis never got to that 4th-and-12 attempt, as Matt Coghlin's 43-yard field goal attempt was blocked by the Defenders' Devonsha Maxwell.

DC worked enough clock to leave just one second before giving the ball back to the Showboats. A last-ditch attempt to keep the ball alive with laterals was quickly snuffed out, giving D.C. the five-point win.

Perry finished the game 18-of-28 for 205 yards with 1 interception. He also ran the ball 4 times for 26 yards and a TD. Jonathan Adams had another big day for the Showboats, becoming the first wide receiver in the UFL this season to eclipse the 100-yard mark. He tallied 9 catches for 128 yards. Memphis out-gained D.C. 308-257 for the contest.

Linebacker Steele Chambers logged another 10 total tackles, making this his second game in a row with double-digit tackles. Former DC Defender, now Memphis Showboat Boogie Roberts made the game's only sack and one of the Showboats' three TFLs.

Memphis led 3-0 after the first quarter on a 22-yard Coghlin field goal. D.C.'s Matt McCrane put two field goals on the board in the second quarter to give the Defenders a 6-3 lead. McCrane's third field goal early in the third quarter made it 9-3. Coghlin pulled the Showboats within three, 9-6, with a 33-yarder with 6:43 left in the third.

MEMPHIS											MEM		DC	
Score											12	17		
FIRST DOWNS											19	14		
RUSHES-YARDS (NET)											26-103	32-113		
PASSING-YARDS (NET)											194	144		
Poses Comp-Att-Pct											18-28-1	12-26-0		
TOTAL OFFENSE PLAYS-YARDS											54-297	59-257		
Fumble Returns-Yards											0-0	2-0		
Punt Returns-Yards											4-20	2-15		
Kickoff Returns-Yards											2-48	2-42		
Interception Returns-Yards											0-0	1-20		
Punts (Punt-Avg)											3-42.3	5-42.8		
Fumbles-Lost											3-1	0-0		
Penalties-Yards											11-68	10-75		
Possession Time											32:50	27:10		
Third-Down Conversions											5-11	7-16		
Fourth-Down Conversions											0-0	0-0		
Red-Zone Scores-Chances											1-4	1-3		
Alt. Kickoffs											0-0	0-0		
Memphis Showboats														
Rushing		No.	Gain	Loss	Net	TD	Lg	Avg						
Prince, Deneric		9	44	0	44	0	16	4.9						
Kibodi, Jacob		13	39	6	33	0	18	2.5						
Perry, E.J.		4	28	2	26	1	16	6.5						
Passing		C-A-I	Yds	TD	Long	Sack								
Perry, E.J.		18-28-1	194	0	42	0								
Receiving		No.	Yards	TD	Long	Tgt	YAC							
Adams, Jonathan		9	128	0	39	10	42							
Anderson, Dee		4	30	0	12	7	15							
Lassiter II, Kwamie		6	2	0	13	6	7							
Kibodi, Jacob		2	12	0	-2	3	0							
Punting		No.	Yds	Avg	Long	In20	TD							
Mungel, Matt		3	127	42.3	51	0	0							
Punt Returns		No.	Yards	TD	Long									
Hennie, Isaiah		4	20	0	13									
Kick Returns		No.	Yards	TD	Long									
Lassiter II, Kwamie		1	28	0	28									
Stove, Elijah		1	20	0	20									
Tackles		UA-A	Total	Sacks	TFL									
Chambers, Steele		6-4	10	0	0									
Vandenburgh, Zeke		3-4	7	0	0									
Ellis, Keaton		3-2	5	0	0									
Qtr		Time							Scoring Play		V-H			
1st		1:04							MEM - Cognlin, Matt 22 yd FG, 11-65 6:18		3-0			
2nd		4:33							DC - McCarne, Matt 22 yd FG, 13-55 6:31		3-3			
2nd		00:00							DC - McCarne, Matt 30 yd FG, 7-29 12:22		3-6			
3rd		11:02							DC - McCarne, Matt 46 yd FG, 10-32 3:58		3-3			
3rd		6:43							MEM - Cognlin, Matt 33 yd FG, 9-55 4:19		6-9			
4th		11:47							MEM - Perry, E.J. 0 yd TD (PT ATT RUSH by Deneric Prince FAILED), 6-70 2:46		12-9			
4th		8:21							DC - Breshanah, Ben 3 yd TD PASS from Taamu, Jordan (2PT ATT PASS caught by Cornell Powell GOOD), 8-76 3:26		12-17			



GAME FOUR - MICHIGAN 27, MEMPHIS 9

DETROIT, Mich. (April 18, 2025) – The Memphis Showboats fell to the Michigan Panthers 27-9 Friday night at Ford Field.

Michigan (3-1) led 14-9 at halftime and got the ball after the intermission. But the Memphis defense forced a 3-and-out, followed by a 53-yard punt return from Isiah Hennie that put the Showboats in position to take the lead. In three plays, Memphis moved to the Michigan 20-yard line.

Quarterback E.J. Pery looked to Eli Stove near the 10-yard line. Stove looked to haul the ball in, but it was pulled away in a juggling interception by the Panthers' Arnold Tarpley III. The game seemed to change from that point, as the Memphis offense continued to struggle.

Michigan's Jaylon Moore hauled in a 27-yard touchdown early in the fourth quarter to give the Panthers a 21-9 lead after the 1-point conversion. The Panthers added a late TD to account for the final score.

The Showboats grabbed an early lead, thanks to a Michigan miscue. Poor execution on a punt snap following Michigan's first possession led to a Showboats possession at the Michigan 20-yard line. A pass interference penalty gave the Showboats the ball at the 6 and two plays later, Deneric Prince went into the end zone from 3 yards out to put Memphis on top 6-0. The Panthers took their first lead just before the end of the first quarter when Toa Tauga rumbled 15 yards over right tackle and also converted the 1-point conversion..

Michigan increased its lead late in the first half, driving 89 yards in 10 plays. Nate McCrary's 19-yard touchdown run up the middle and a Bryce Perkins-to-Samson Nacua 2-point conversion pass put the Panthers on top 14-6 with 41 seconds remaining in the first half. Memphis utilized that 41 seconds to move 33 yards and six plays, setting up a Matt Coghlin 52-yard field goal to make it 14-9.

The Memphis offense was stagnant for much of the contest. Michigan out-gained the Showboats 369-150. Perry passed for 47 yards on 8-of-16 attempts. He was also the team's leading rusher with 30 yards on 9 carries. Linebacker Steele Chambers reprised his title as the Showboats top defender, tallying 11 tackles, including eight solo stops. Safety Eli Walker added nine total tackles, all of which were of solo variety.

											MEM	MICH



BIRMINGHAM, Ala. (April 25, 2025) – The Memphis Showboats earned their first win of the season in dramatic fashion, defeating the Birmingham Stallions 24-20 in overtime at Protective Stadium.

In the UFL's overtime format – three alternating 2-point conversion attempts per team – the Shwoboats struck first, aided by back-to-back Birmingham penalties. Memphis stopped the Stallions on their opening try, and after both teams came up empty on their second attempts, Dresser Winn connected with Dee Anderson on a successful third attempt, securing the victory for the 'Boats.

Birmingham trailed 11-3 late in the first half and looked to cut into the deficit with a long field goal on the last play of the half. But the kick fell short. Isaiah Hennie, who was back deep in case of a short kick, hauled in 8 yards deep in the end zone. Hennie set up his blockers, made a couple Stallions miss as he raced down the Memphis sideline for a 108-yard Kick Six to put the Showboats on top 17-3 at halftime.

Steele Chambers led the Showboats defense with a game-high 10 tackles (seven solo), his fourth game this season as the team's top tackler. Memphis recorded three sacks – one each from P.J. Hall, Izayah Green-May and Nasir Player. Eli Walker added the team's first interception of the season at the Memphis 1-yard line, thwarting a Birmingham scoring threat.

	MEM	BHM
Score	24	20
FIRST DOWNS	13	16
RUSHES-YARDS (NET)	21-88	22-148
PASSING-YARDS (NET)	235	126
Passes Comp-Att-Int	17-29-0	15-33-1
TOTAL OFFENSE PLAYS-YARDS	50-303	58-274
Fumble Returns-Yards	0-0	0-0
Punt Returns-Yards	2-12	4-52
Kickoff Returns-Yards	5-122	4-104
Interception Returns-Yards	1-2	0-0
Punts (Number-Avg)	6-40.3	4-50.8
Fumbles-Lost	1-0	2-0
Penalties-Yards	7-54	4-23
Possession Time	30:27	29:39
Third-Down Conversions	4-12	7-15
Fourth-Down Conversions	0-0	0-0
Red-Zone Scores-Chances	0-2	1-1
Alt. Kickoffs	0-0	0-0



Memphis Showboats 2025 Season Stats
Team Statistics
(As of Apr 27, 2025)



Team Statistics	MEM	OPP
SCORING	74	108
Points Per Game	14.8	21.6
Points Off Turnovers	15	0
FIRST DOWNS	73	79
Rushing	20	35
Passing	43	40
Penalty	10	4
RUSHING YARDAGE	401	644
Yards gained rushing	443	675
Yards lost rushing	42	31
Rushing Attempts	122	144
Average Per Rush	3.3	4.5
Average Per Game	80.2	128.8
TDs Rushing	3	3
PASSING YARDAGE	887	776
Comp-Att-Int	82-137-6	80-132-1
Average Per Pass	6.5	5.9
Average Per Catch	10.8	9.7
Average Per Game	177.4	155.2
TDs Passing	3	7
TOTAL OFFENSE	1288	1420
Total Plays	265	281
Average Yards Per Play	4.9	5.1
Average Plays Per Game	53.0	56.2
Average Yards Per Game	257.6	284.0
KICK RETURNS: #-Yards	22-432	15-359
PUNT RETURNS: #-Yards	11-121	13-112
INT RETURNS: #-Yards	1-2	6-132
KICK RETURN AVERAGE	19.6	23.9
PUNT RETURN AVERAGE	11.0	8.6
INT RETURNS: #-Yards	1-2	6-132
INT RETURN AVERAGE	2.0	22.0
FUMBLES-LOST	6-3	7-0
PENALTIES-Yards	29-217	29-218
Average Penalties Per Game	5.8	5.8
Average Yards Per Game	43.4	43.6
PUNTS-Yards	23-955	21-981
Average Per Punt	41.5	46.7
Net Punting Average	36.7	41.0
KICKOFFS-Yards	17-1021	25-1496
Average Per Kick	60.1	59.8
Net Kicking Average	38.9	42.6
TIME OF POSSESSION/Game	29:21	30:42
3RD-DOWN Conversions	17-56	31-70
3rd-Down Pct	30%	44%
4th-DOWN Conversions	3-5	3-3
4th-Down Pct	60%	100%
SACKS BY-Yards	5-34	6-31
MISC YARDS	108	0
TOUCHDOWNS SCORED	7	12
FIELD GOALS MADE-ATTEMPTED	8-10	9-14
RED-ZONE SCORES	(5-12) 42%	(7-12) 58%
RED-ZONE SCORING	(5-12) 42%	(7-12) 58%
ALTERNATIVE KICKS	(0-1) 0%	(0-0) 0%
1PT CONVERSION-ATTEMPTS	0-1 (0%)	5-7 (71%)
2PT CONVERSION-ATTEMPTS	4-9 (44%)	2-7 (29%)
3PT CONVERSION-ATTEMPTS	0-0 (0%)	0-0 (0%)

Score by Quarters	1st	2nd	3rd	4th	OT	Total
Memphis Showboats	23	20	6	21	4	74
Opponents	10	26	28	44	0	108



Memphis Showboats 2025 Season Stats

Individual Statistics - Offense

(As of Apr 27, 2025)



Rushing	GP	Att	Gain	Loss	Net	Avg	TD	Lng	Avg/Gm
Deneric Prince	5	50	195	14	181	3.6	1	17	36.2
E.J. Perry	4	17	74	5	69	4.1	1	16	17.3
Jalen Jackson	3	25	64	8	56	2.2	0	12	18.7
Jacob Kibodi	2	20	55	12	43	2.2	0	18	21.5
Troy Williams	3	5	39	0	39	7.8	1	13	13.0
Dresser Winn	1	4	14	3	11	2.8	0	6	11.0
Elijah Stove	3	1	2	0	2	2.0	0	2	0.7
Total	5	122	443	42	401	3.3	3	18	80.2
Opponents	5	144	675	31	644	4.5	3	30	128.8

Passing	GP	Eff	C-A-I	Pct	Yds	TD	Lng	Avg/G
E.J. Perry	4	108.46	49-81-5	60.5	503	2	42	125.8
Dresser Winn	1	138.07	17-29-0	58.6	235	1	78	235.0
Troy Williams	3	107.85	16-27-1	59.3	180	0	38	60.0
Total	5	112.71	82-137-6	59.9	887	3	78	177.4
Opponents	5	125.97	80-132-1	60.6	776	7	45	155.2

Receiving	GP	No.	Yds	Avg	TD	Lng	Avg/Gm
Jonathan Adams	5	24	313	13.0	1	39	62.6
Kwamie Lassiter II	5	18	202	11.2	1	29	40.4
Dee Anderson	4	10	135	13.5	1	78	33.8
Isaiah Washington	2	6	57	9.5	0	15	28.5
Deneric Prince	5	5	49	9.8	0	24	9.8
Jacob Kibodi	2	5	-6	-1.2	0	6	-3.0
Kai Locksley	4	3	33	11.0	0	17	8.3
Elijah Stove	3	2	51	25.5	0	42	17.0
Ryan Izzo	3	2	24	12.0	0	14	8.0
Jalen Jackson	3	2	21	10.5	0	15	7.0
Chris Pierce Jr.	5	2	20	10.0	0	12	4.0
Isiah Hennie	5	2	11	5.5	0	6	2.2
Jay Jay Wilson	5	1	8	8.0	0	8	1.6
Total	5	82	918	11.2	3	78	183.6
Opponents	5	80	810	10.1	7	45	162.0



Memphis Showboats 2025 Season Stats
Individual Statistics - Returns
(As of Apr 27, 2025)



Punt Returns	No.	Yds	Avg	TD	Lng
Isiah Hennie	11	121	11.0	0	53
Total	11	121	11.0	0	53
Opponents	13	112	8.6	0	21

Interceptions	No.	Yds	Avg	TD	Lng
Eli Walker	1	2	2.0	0	2
Total	1	2	2.0	0	2
Opponents	6	132	22.0	2	80

Kick Returns	No.	Yds	Avg	TD	Lng
Isiah Hennie	10	198	19.8	0	32
Eric Garror	5	103	20.6	0	37
Deneric Prince	5	85	17.0	0	24
Kwamie Lassiter II	1	28	28.0	0	28
Elijah Stove	1	18	18.0	0	18
Total	22	432	19.6	0	37
Opponents	15	359	23.9	0	35

Fumble Returns	No.	Yds	Avg	TD	Lng
E.J. Perry	1	0	0.0	0	0
Dresser Winn	1	0	0.0	0	0
Isiah Hennie	1	0	0.0	0	0
Total	0	0	0	0	0
Opponents	0	0	0	0	0



Memphis Showboats 2025 Season Stats
Individual Statistics - All Purpose and Scoring
(As of Apr 27, 2025)



All-Purpose Yardage

Total Offense	G	Plays	Rush	Pass	Total	Avg/G
E.J. Perry	4	98	69	503	572	143.0
Dresser Winn	1	33	11	235	246	246.0
Troy Williams	3	32	39	180	219	73.0
Deneric Prince	5	50	181	0	181	36.2
Jalen Jackson	3	25	56	0	56	18.7
Jacob Kibodi	2	20	43	0	43	21.5
Elijah Stove	3	1	2	0	2	0.7
Total	5	259	401	887	1288	257.6
Opponent	5	276	644	776	1420	284.0

Scoring	TD	FG	1PT PAT		2PT PAT		3PT PAT		DEFENSE				Pts
			Rush	Rcv	Rush	Rcv	Rush	Rcv	1PT	2PT	3PT	Saf	
Dee Anderson	1	-	0	0	0	1	0	0	-	-	-	-	8
Kwamie Lassiter II	1	-	0	0	0	1	0	0	-	-	-	-	8
Troy Williams	1	-	0	0	0	0	0	0	-	-	-	-	6
E.J. Perry	1	-	0	0	0	0	0	0	-	-	-	-	6
Jonathan Adams	1	-	0	0	0	0	0	0	-	-	-	-	6
Deneric Prince	1	-	0	0	0	0	0	0	-	-	-	-	6
Jalen Jackson	0	-	0	0	1	0	0	0	-	-	-	-	2
Total	7	8	0	0	1	3	0	0	0	0	0	0	74
Opponents	12	9	4	1	0	2	0	0	0	0	0	0	108

PATs	1PT PAT			2PT PAT			3PT PAT			DEFENSE			Pts
	Rush	Rcv	Pass	Rush	Rcv	Pass	Rush	Rcv	Pass	1PT	2PT	3PT	
E.J. Perry	0-0	0-0	0-0	0-0	0-0	1-3	0-0	0-0	0-0	-	-	-	0
Dresser Winn	0-0	0-0	0-0	0-0	0-0	2-3	0-0	0-0	0-0	-	-	-	0
Troy Williams	0-0	-	0-0	0-0	-	0-1	0-0	-	0-0	-	-	-	0
Jonathan Adams	0-0	-	0-0	0-0	-	0-1	0-0	-	0-0	-	-	-	0
Deneric Prince	0-1	-	0-0	0-0	-	0-0	0-0	-	0-0	-	-	-	0
Jalen Jackson	0-0	-	0-0	1-1	-	0-0	0-0	-	0-0	-	-	-	1
Total	0-1	0-0	0-0	1-1	3-8	3-8	0-0	0-0	0-0	0-0	0-0	0-0	4
Opponents	4-4	1-3	1-3	0-2	2-5	2-5	0-0	0-0	0-0	0-0	0-2	0-0	7



Memphis Showboats 2025 Season Stats
Overall Defensive Statistics
(As of Apr 27, 2025)



##	Defensive Leaders	GP	Tackles				Sacks		Pass Defense			Fumbles			BK	Saf
			UA	A	Tot	TFL/Yds	No	Yds	Int	IRYds	Brup	FF	FR	Yds		
42	Steele Chambers	5	30	18	48	1-1	0	0	0	0	1	0	0	0	0	0
07	Eli Walker	5	27	7	34	1-3	0	0	1	2	2	0	0	0	0	0
31	Keaton Ellis	5	18	9	27	2-14	0	0	0	0	0	1	0	0	0	0
57	Zeke Vandenburg	4	12	15	27	1-2	0.5	3	0	0	0	0	0	0	0	0
92	P.J. Hall	5	11	7	18	3-12	1	8	0	0	1	0	0	0	0	0
33	Eric Garror	5	10	8	18	0-0	0	0	0	0	3	0	0	0	0	0
14	Mark Gilbert	5	9	6	15	0-0	0	0	0	0	1	0	0	0	0	0
28	Kyree Woods	5	9	6	15	1-1	0	0	0	0	1	0	0	0	0	0
44	Jaylon Allen	5	8	7	15	0-0	0.5	3	0	0	0	1	0	0	0	0
45	Nasir Player	5	5	9	14	3-9	1	5	0	0	0	1	0	0	0	0
06	Lance Boykin	5	9	4	13	0-0	0	0	0	0	2	0	0	0	1	0
32	Nehemiah Shelton	5	8	3	11	0-0	0	0	0	0	0	0	0	0	0	0
50	Izayah Green-May	5	3	8	11	1-6	1	6	0	0	0	0	0	0	0	0
08	Boogie Roberts	5	8	2	10	2-9	1	8	0	0	0	0	0	0	0	0
91	Josiah Bronson	5	5	5	10	0-0	0	0	0	0	1	0	0	0	0	0
20	Obi Melifonwu	5	4	6	10	0-0	0	0	0	0	0	0	0	0	0	0
51	Andrew Dowell	1	5	2	7	0-0	0	0	0	0	0	1	0	0	0	0
10	Amir Riep	4	4	3	7	0-0	0	0	0	0	0	0	0	0	0	0
95	DaMarcus Mitchell	3	4	2	6	0-0	0	0	0	0	0	1	0	0	0	0
52	Antwuan Jackson Jr.	4	2	4	6	0-0	0	0	0	0	0	0	0	0	0	0
21	JaQuan Sheppard	2	4	0	4	0-0	0	0	0	0	0	0	0	0	0	0
35	Tenny Adewusi	1	2	1	3	0-0	0	0	0	0	0	0	0	0	0	0
99	John Atkins Sr.	3	1	2	3	0-0	0	0	0	0	0	0	0	0	0	0
13	Cameron Dantzler	1	2	0	2	0-0	0	0	0	0	0	0	0	0	0	0
34	Deneric Prince	5	1	0	1	0-0	0	0	0	0	0	0	0	0	0	0
69	Noah Henderson	5	1	0	1	0-0	0	0	0	0	0	0	0	0	0	0
82	Elijah Stove	3	1	0	1	0-0	0	0	0	0	0	0	0	0	0	0
89	Chris Pierce Jr.	5	1	0	1	0-0	0	0	0	0	0	0	0	0	0	0
23	Jacob Kibodi	2	0	1	1	0-0	0	0	0	0	0	0	1	0	0	0
88	Jay Jay Wilson	5	0	1	1	0-0	0	0	0	0	0	0	0	0	0	0
Total		5	207	136	343	15-57	5	34	1	2	12	5	1	0	1	0
Opponents		5	201	116	317	26-85	6	31	6	132	23	2	4	0	1	0



Memphis Showboats 2025 Season Stats
Overall Individual Statistics - Field Goals
(As of Apr 27, 2025)



Field Goals	FG	Pct.	01-19	20-29	30-39	40-49	50+	Long	Blkd
Matt Coghlin	8-10	80.0	0-0	1-1	4-4	1-2	2-3	52	1
Total	8-10	80.0	0-0	1-1	4-4	1-2	2-3	52	1
Opponents	9-14	64.3	0-0	2-2	3-3	4-5	0-4	49	0

FG Sequence	Memphis Showboats					Opponents			
	Dist	Res	Qtr	Clock		Dist	Res	Qtr	Clock
Michigan Panthers	50		GOOD	2	6:15	32	GOOD	1	7:21
	45		GOOD	3	8:10	58	MISS	2	00:00
						43	GOOD	4	7:47
						50	MISS	4	00:51
DC Defenders	22		GOOD	1	1:04	22	GOOD	2	4:33
	33		GOOD	3	6:43	30	GOOD	2	00:00
	43		MISS	4	1:47	46	GOOD	3	11:02
						40	MISS	4	14:33
Houston Roughnecks	32		GOOD	1	4:22	50	MISS	2	11:32
						36	GOOD	2	1:56
						28	GOOD	4	10:10
Michigan Panthers	52		GOOD	2	00:02				
Birmingham Stallions	32		GOOD	1	2:02	49	GOOD	2	12:35
	37		GOOD	4	6:16	63	MISS	2	00:00
	57		MISS	4	00:00	43	GOOD	4	12:43



Memphis Showboats 2025 Season Stats
Overall Individual Statistics - Special Teams
(As of Apr 27, 2025)



Punting	No	Yds	Avg	Lng	TB	FC	In20
Matt Mengel	23	955	41.5	59	0	0	5
Total	23	955	41.5	59	0	0	5
Opponents	21	981	46.7	58	6	0	6
Kickoffs	No	Yds	Avg	TB	OB	Retn	Net
Matt Coghlin	17	1021	60.1	0	0	--	--
Total	17	1021	60.1	0	0	23.9	36.2
Total	25	1496	59.8	1	1	19.6	40.2



Memphis Showboats 2025 Season Stats
Team Game-by-Game
(As of Apr 27, 2025)



Offense		Rushing				Receiving				Passing				Kick Returns				Punt Returns				Tot	Pts	Pts
Date	Opponent	No	Yds	TD	Lng	No	Yds	TD	Lng	C-A-I	Yds	TD	Lng	No	Yds	TD	Lng	No	Yds	TD	Lng	Off	TO	Scrd
03-30-25	Michigan Panthers	24	69	0	16	18	197	1	38	18-28-2	178	1	38	5	85	0	24	0	0	0	0	247	0	12
04-05-25	DC Defenders	26	103	1	18	18	205	0	42	18-28-1	205	0	42	2	46	0	28	4	20	0	13	308	0	12
04-12-25	Houston Roughnecks	26	71	1	13	17	194	1	29	17-28-2	189	1	29	5	96	0	26	1	13	0	13	260	0	17
04-18-25	Michigan Panthers	25	70	1	9	12	87	0	19	12-24-1	80	0	19	5	83	0	23	4	76	0	53	150	0	9
04-25-25	Birmingham Stallions	21	88	0	17	17	235	1	78	17-29-0	235	1	78	5	122	0	37	2	12	0	8	323	0	24
Games Played: 5		122	401	3	18	82	918	3	78	82-137-6	887	3	78	22	432	0	37	11	121	0	53	1288	0	74
Opponent Totals		Per Att 3.3				Per Cth 11.2				Eff: 112.71	Y/G: 177.4			Avg 19.6				Avg 11.0				257.6		
		144	644	3	30	80	810	7	45	80-132-1	776	7	45	15	359	0	35	13	112	0	21	1420	15	108
		Per Att 4.5				Per Cth 10.1				Eff: 125.97	Y/G: 155.2			Avg 23.9				Avg 8.6				284.0		

Defense		Tackles				Sacks		Fumbles			Pass Defense			Blkd	PAT Attempts				Pts	
Date	Opponent	UA	A	Total	TFL-Yds	No	Yds	FF	FR	Yds	Int	Yds	Brup	Kick	Kick	Rush	Pass	TO	Saf	Allw
03-30-25	Michigan Panthers	36	52	88	3-7	1	7	1	0	0	0	0	1	0	0-0	0-0	0-1	2	0	26
04-05-25	DC Defenders	39	31	70	3-13	1	8	0	1	0	0	0	4	0	0-0	0-0	0-0	3	0	17
04-12-25	Houston Roughnecks	42	23	65	4-16	0	0	1	0	0	0	0	2	0	0-0	0-0	1-2	3	0	18
04-18-25	Michigan Panthers	50	16	66	1-1	0	0	1	0	0	0	0	0	1	0-0	0-0	0-1	1	0	27
04-25-25	Birmingham Stallions	40	14	54	4-20	3	19	2	0	0	1	2	5	0	0-0	1-1	2-4	0	0	20
Games Played: 5		207	136	343	15-57	5	34	5	1	0	1	2	12	1	0-0	1-1	3-8	9	0	108
Opponent Totals		201	116	317	26-85	6	31	2	4	0	6	132	23	1	0-0	0-2	2-5	1	0	74

Special Teams		Punting							Field Goals			Kickoffs				
Date	Opponent	No	Yds	Avg	Long	Blkd	TB	I20	M-A	Long	Blkd	No	Yds	Avg	TB	OB
03-30-25	Michigan Panthers	4	178	44.5	49	0	0	2	2-2	50	0	3	190	63.3	0	0
04-05-25	DC Defenders	3	127	42.3	51	0	0	0	2-3	33	1	4	192	48.0	0	0
04-12-25	Houston Roughnecks	4	152	38.0	56	0	0	0	1-1	32	0	3	196	65.3	0	0
04-18-25	Michigan Panthers	6	256	42.7	59	0	0	1	1-1	52	0	3	189	63.0	0	0
04-25-25	Birmingham Stallions	6	242	40.3	49	0	0	2	2-3	37	0	4	254	63.5	0	0
Games Played: 5		23	955	41.5	59	0	0	5	8-10	52	1	17	1021	60.1	0	0
Opponent Totals		21	981	46.7	58	1	6	6	9-14	49	0	25	1496	59.8	1	1



Memphis Showboats 2025 Season Stats
Opponent Game-by-Game
(As of Apr 27, 2025)



Offense		Rushing				Receiving				Passing				Kick Returns				Punt Returns				Tot Pts	Pts	
Date	Opponent	No	Yds	TD	Lng	No	Yds	TD	Lng	C-A-I	Yds	TD	Lng	No	Yds	TD	Lng	No	Yds	TD	Lng	Off	TO	Scrd
03-30-25	Michigan Panthers	32	95	1	13	20	193	1	30	20-25-0	186	1	30	3	72	0	32	2	1	0	8	281	6	26
04-05-25	DC Defenders	32	114	0	9	12	152	1	45	12-26-0	144	1	45	2	42	0	21	2	15	0	11	258	3	17
04-12-25	Houston Roughnecks	25	118	0	23	18	120	1	17	18-26-0	120	1	17	3	72	0	25	2	27	0	21	238	6	18
04-18-25	Michigan Panthers	33	169	2	20	15	200	2	38	15-22-0	200	2	38	3	69	0	26	3	17	0	17	369	0	27
04-25-25	Birmingham Stallions	22	148	0	30	15	145	2	33	15-33-1	126	2	33	4	104	0	35	4	52	0	20	274	0	20
Games Played: 5		144	644	3	30	80	810	7	45	80-132-1	776	7	45	15	359	0	35	13	112	0	21	1420	15	108
		Per Att	4.5			Per Cth	10.1			Eff: 125.97	Y/G: 155.2			Avg	23.9			Avg	8.6			284.0		
Memphis Showboats Totals		122	401	3	18	82	918	3	78	82-137-6	887	3	78	22	432	0	37	11	121	0	53	1288	0	74
		Per Att	3.3			Per Cth	11.2			Eff: 112.71	Y/G: 177.4			Avg	19.6			Avg	11.0			257.6		

Defense		Tackles				Sacks		Fumbles			Pass Defense			Blkd	PAT Attempts				TO	Pts	
Date	Opponent	UA	A	Total	TFL-Yds	No	Yds	FF	FR	Yds	Int	Yds	Brup	Kick	Kick	Rush	Pass			Saf	Allw
03-30-25	Michigan Panthers	37	36	73	4-19	3	19	0	0	0	2	82	4	0	0-0	0-0	0-0	0	0	0	12
04-05-25	DC Defenders	39	25	64	5-18	0	0	1	2	0	1	20	4	1	0-0	0-0	1-1	0	0	0	12
04-12-25	Houston Roughnecks	42	21	63	6-17	1	5	0	1	0	2	30	6	0	0-0	0-0	0-2	0	0	0	17
04-18-25	Michigan Panthers	43	25	68	6-18	2	7	1	1	0	1	0	3	0	0-0	0-0	0-0	0	0	0	9
04-25-25	Birmingham Stallions	40	9	49	5-13	0	0	0	0	0	0	0	6	0	0-0	0-2	1-2	1	0	0	24
Games Played: 5		201	116	317	26-85	6	31	2	4	0	6	132	23	1	0-0	0-2	2-5	1	0	0	74
Memphis Showboats Totals		207	136	343	15-57	5	34	5	1	0	1	2	12	1	0-0	1-1	3-8	9	0	0	108

Special Teams		Punting							Field Goals			Kickoffs				
Date	Opponent	No	Yds	Avg	Long	Blkd	TB	I20	M-A	Long	Blkd	No	Yds	Avg	TB	OB
03-30-25	Michigan Panthers	3	149	49.7	56	0	3	0	2-4	43	0	6	359	59.8	0	0
04-05-25	DC Defenders	5	202	40.4	48	0	0	1	3-4	46	0	4	237	59.3	1	1
04-12-25	Houston Roughnecks	3	162	54.0	55	0	2	0	2-3	36	0	5	297	59.4	0	0
04-18-25	Michigan Panthers	6	265	44.2	58	1	0	3	0-0	0	0	5	292	58.4	0	0
04-25-25	Birmingham Stallions	4	203	50.8	54	0	1	2	2-3	49	0	5	311	62.2	0	0
Games Played: 5		21	981	46.7	58	1	6	6	9-14	49	0	25	1496	59.8	1	1
Memphis Showboats Totals		23	955	41.5	59	0	0	5	8-10	52	1	17	1021	60.1	0	0



Memphis Showboats 2025 Season Stats
Game Superlatives
(As of Apr 27, 2025)



Memphis Showboats Individual Game Highs

Rushes	13	Kibodi, Jacob at DC Defenders (04-05-25)
Yards Rushing	59	Prince, Deneric at Birmingham Stallions (04-25-25)
TD Rushes	1	Perry, E.J. at DC Defenders (04-05-25)
	1	Williams, Troy vs. Houston Roughnecks (04-12-25)
	1	Prince, Deneric at Michigan Panthers (04-18-25)
Long Rush	18	Kibodi, Jacob at DC Defenders (04-05-25)
Rushing Average (Min. 5)	4.9 59-12	Prince, Deneric at Birmingham Stallions (04-25-25)
	4.9 44-9	Prince, Deneric at DC Defenders (04-05-25)
Pass attempts	29	Winn, Dresser at Birmingham Stallions (04-25-25)
Pass completions	18	Perry, E.J. at DC Defenders (04-05-25)
Yards passing	235	Winn, Dresser at Birmingham Stallions (04-25-25)
TD Passes	1	Perry, E.J. vs. Michigan Panthers (03-30-25)
	1	Perry, E.J. vs. Houston Roughnecks (04-12-25)
	1	Winn, Dresser at Birmingham Stallions (04-25-25)
Interceptions Thrown	2	Perry, E.J. vs. Houston Roughnecks (04-12-25)
Long Pass	78	Winn, Dresser at Birmingham Stallions (04-25-25)
Times Sacked	2	Perry, E.J. vs. Michigan Panthers (03-30-25)
	2	Williams, Troy at Michigan Panthers (04-18-25)
Passing Average (Min. 5)	9.5 104-11	Williams, Troy vs. Michigan Panthers (03-30-25)
Completion Average (Min. 5)	13.8 235-17	Winn, Dresser at Birmingham Stallions (04-25-25)
Completion Percentage (Min. 5)	72.7 8-11	Williams, Troy vs. Michigan Panthers (03-30-25)
	65 13-20	Perry, E.J. vs. Houston Roughnecks (04-12-25)
Receptions	9	Adams, Jonathan at DC Defenders (04-05-25)
Targets	10	Adams, Jonathan at DC Defenders (04-05-25)
	10	Lassiter II, Kwamie vs. Houston Roughnecks (04-12-25)
Yards Receiving	128	Adams, Jonathan at DC Defenders (04-05-25)
TD Receptions	1	Adams, Jonathan vs. Michigan Panthers (03-30-25)
	1	Lassiter II, Kwamie vs. Houston Roughnecks (04-12-25)
	1	Anderson, Dee at Birmingham Stallions (04-25-25)
Long Reception	78	Anderson, Dee at Birmingham Stallions (04-25-25)
Field Goals made	2	Coghlin, Matt vs. Michigan Panthers (03-30-25)
	2	Coghlin, Matt at DC Defenders (04-05-25)
	2	Coghlin, Matt at Birmingham Stallions (04-25-25)
Field Goals attempted	3	Coghlin, Matt at DC Defenders (04-05-25)
	3	Coghlin, Matt at Birmingham Stallions (04-25-25)
Long Field Goal Made	52	Coghlin, Matt at Michigan Panthers (04-18-25)
Points Scored	8	Lassiter II, Kwamie vs. Houston Roughnecks (04-12-25)
	8	Anderson, Dee at Birmingham Stallions (04-25-25)
Punts	6	Mengel, Matt at Michigan Panthers (04-18-25)
	6	Mengel, Matt at Birmingham Stallions (04-25-25)
Punting Average (Min. 3)	44.5 178-4	Mengel, Matt vs. Michigan Panthers (03-30-25)
Long Punt	59	Mengel, Matt at Michigan Panthers (04-18-25)
Punts Inside 20	2	Mengel, Matt vs. Michigan Panthers (03-30-25)
	2	Mengel, Matt at Birmingham Stallions (04-25-25)
Long Punt Return	53	Hennie, Isiah at Michigan Panthers (04-18-25)
Long Kickoff Return	37	Garror, Eric at Birmingham Stallions (04-25-25)
Long Interception Return	2	Walker, Eli at Birmingham Stallions (04-25-25)
Total Tackles	11	Chambers, Steele at DC Defenders (04-05-25)
	11	Chambers, Steele at Michigan Panthers (04-18-25)
Tackles For Loss	2	Ellis, Keaton vs. Houston Roughnecks (04-12-25)
Tackles For Loss Yards	14	Ellis, Keaton vs. Houston Roughnecks (04-12-25)
Sacks	1	Roberts, Boogie at DC Defenders (04-05-25)
	1	Player, Nasir at Birmingham Stallions (04-25-25)
	1	Green-May, Izayah at Birmingham Stallions (04-25-25)
	1	Hall, P.J. at Birmingham Stallions (04-25-25)
Sack Yards	8	Roberts, Boogie at DC Defenders (04-05-25)
	8	Hall, P.J. at Birmingham Stallions (04-25-25)
Interceptions	1	Walker, Eli at Birmingham Stallions (04-25-25)
Pass Breakups	2	Boykin, Lance at DC Defenders (04-05-25)
	2	Garror, Eric at Birmingham Stallions (04-25-25)
Forced Fumbles	1	Mitchell, DaMarcus vs. Michigan Panthers (03-30-25)



Memphis Showboats 2025 Season Stats
Game Superlatives
(As of Apr 27, 2025)



Memphis Showboats Opponent Individual Game Highs

Rush Attempts	16	Smith, Abram vs DC Defenders (04-05-25)
Rushing Yards	83	Cookus, Case vs Birmingham Stallions (04-25-25)
Long Rush	30	Cookus, Case vs Birmingham Stallions (04-25-25)
Pass Attempts	33	Cookus, Case vs Birmingham Stallions (04-25-25)
Pass Completions	16	Perkins, Bryce vs Michigan Panthers (03-30-25)
Passing Yards	200	Perkins, Bryce vs Michigan Panthers (04-18-25)
TD Passes	2	Perkins, Bryce vs Michigan Panthers (04-18-25)
	2	Cookus, Case vs Birmingham Stallions (04-25-25)
Long Pass	45	Taamu, Jordan vs DC Defenders (04-05-25)
Sacked	3	Cookus, Case vs Birmingham Stallions (04-25-25)
Passing Average	0.4	Brown, Anthony vs Houston Roughnecks (2025-04-12)
Completion Percentage	2.2	Cookus, Case vs Birmingham Stallions (2025-04-25)
Receptions	5	Turner, Malik vs Michigan Panthers (03-30-25)
	5	Scott, Ty vs DC Defenders (04-05-25)
	5	Hall, Justin vs Houston Roughnecks (04-12-25)
	5	Cain, Deon vs Birmingham Stallions (04-25-25)
Targets	9	Scott, Ty vs DC Defenders (04-05-25)
Long Reception	45	Rowland, Chris vs DC Defenders (04-05-25)
Field Goals Made	3	McCrane, Matt vs DC Defenders (04-05-25)
Field Goals Attempted	4	Potter, B.T. vs Michigan Panthers (03-30-25)
	4	McCrane, Matt vs DC Defenders (04-05-25)
Long Field Goal Made	49	Mevis, Harrison vs Birmingham Stallions (04-25-25)
Punts	5	Brooks, Paxton vs DC Defenders (04-05-25)
	5	Vernon, Seth vs Michigan Panthers (04-18-25)
Punting Average	54	Rivers, Mike vs Houston Roughnecks (2025-04-12)
Long Punt	58	Vernon, Seth vs Michigan Panthers (04-18-25)
Punts Inside 20-yd line	3	Vernon, Seth vs Michigan Panthers (04-18-25)
Long Punt Return	21	Keys III, Lawrence vs Houston Roughnecks (04-12-25)
Long Kickoff Return	35	Rodgers, Amari vs Birmingham Stallions (04-25-25)
Long Interception Return	80	Nacua, Kai vs Michigan Panthers (03-30-25)
Sack Yards	16	Willekes, Kenny vs Michigan Panthers (03-30-25)
Pass Breakups	2	Isaac, Keenan vs Houston Roughnecks (04-12-25)
	2	Arnette, Damon vs Houston Roughnecks (04-12-25)

Memphis Showboats 2025 Season Stats
Game Superlatives
(As of Apr 27, 2025)



Memphis Showboats Team Game Highs

Rushes	26		at DC Defenders (04-05-25)
	26		vs. Houston Roughnecks (04-12-25)
Yards Rushing	103		at DC Defenders (04-05-25)
Rushing Average (Min. 3)	4.2	88-21	at Birmingham Stallions (04-25-25)
TD Rushes	1		at DC Defenders (04-05-25)
	1		vs. Houston Roughnecks (04-12-25)
	1		at Michigan Panthers (04-18-25)
Stuffed Rushes	8		vs. Houston Roughnecks (04-12-25)
	8		at Birmingham Stallions (04-25-25)
Pass Completions	18		vs. Michigan Panthers (03-30-25)
	18		at DC Defenders (04-05-25)
Pass Attempts	29		at Birmingham Stallions (04-25-25)
Passing Yards	235		at Birmingham Stallions (04-25-25)
Passing Average (Min. 3)	8.1	235-29	at Birmingham Stallions (04-25-25)
Completion Average (Min. 3)	13.8	235-17	at Birmingham Stallions (04-25-25)
Completion Percentage (Min. 10)	64.3	18-28	vs. Michigan Panthers (03-30-25)
	64.3	18-28	at DC Defenders (04-05-25)
	60.7	17-28	vs. Houston Roughnecks (04-12-25)
	58.6	17-29	at Birmingham Stallions (04-25-25)
TD Passes	1		vs. Michigan Panthers (03-30-25)
	1		vs. Houston Roughnecks (04-12-25)
	1		at Birmingham Stallions (04-25-25)
Sacked	3		vs. Michigan Panthers (03-30-25)
Total Offensive Plays	55		vs. Michigan Panthers (03-30-25)
	55		vs. Houston Roughnecks (04-12-25)
Offensive Average	6.5		at Birmingham Stallions (04-25-25)
Points	24		at Birmingham Stallions (04-25-25)
Margin of Victory	4		at Birmingham Stallions (04-25-25)
Touchdowns	2		vs. Houston Roughnecks (04-12-25)
	2		at Birmingham Stallions (04-25-25)
Field Goals Made	2		vs. Michigan Panthers (03-30-25)
	2		at DC Defenders (04-05-25)
	2		at Birmingham Stallions (04-25-25)
Field Goals Attempted	3		at DC Defenders (04-05-25)
	3		at Birmingham Stallions (04-25-25)
Punts	6		at Michigan Panthers (04-18-25)
	6		at Birmingham Stallions (04-25-25)
Punting Average (Min. 3)	44.5	178-4	vs. Michigan Panthers (03-30-25)
Long Punt	59		at Michigan Panthers (04-18-25)
Punts Inside 20	2		vs. Michigan Panthers (03-30-25)
	2		at Birmingham Stallions (04-25-25)
First Downs	19		at DC Defenders (04-05-25)
First Downs by Rush	5		at DC Defenders (04-05-25)
	5		at Birmingham Stallions (04-25-25)
First Downs by Pass	12		vs. Michigan Panthers (03-30-25)
First Downs by Penalty	4		at DC Defenders (04-05-25)
Penalties	11		at DC Defenders (04-05-25)
Penalty Yards	68		at DC Defenders (04-05-25)
Turnovers	3		at DC Defenders (04-05-25)
	3		vs. Houston Roughnecks (04-12-25)
Turnover Margin	3		at DC Defenders (04-05-25)
	3		vs. Houston Roughnecks (04-12-25)
Interceptions Thrown	2		vs. Michigan Panthers (03-30-25)
	2		vs. Houston Roughnecks (04-12-25)
Fumbles	2		at DC Defenders (04-05-25)
	2		vs. Houston Roughnecks (04-12-25)
Fumbles Lost	2		at DC Defenders (04-05-25)
Tackles	88		vs. Michigan Panthers (03-30-25)
Tackles for Loss	4		vs. Houston Roughnecks (04-12-25)
	4		at Birmingham Stallions (04-25-25)
Sacks	3		at Birmingham Stallions (04-25-25)



Interceptions (by Defense)	1		at Birmingham Stallions (04-25-25)
Pass Breakups	5		at Birmingham Stallions (04-25-25)
Blocked Kicks	1		at Michigan Panthers (04-18-25)
Blocked Kicks	1		at Michigan Panthers (04-18-25)
3rd Down Conversions Made	5		at DC Defenders (04-05-25)
	5		vs. Houston Roughnecks (04-12-25)
3rd Down Conversions Att	14		vs. Houston Roughnecks (04-12-25)
3rd Down Conversions	45.5	5-11	at DC Defenders (04-05-25)
4th Down Conversions Made	2		vs. Houston Roughnecks (04-12-25)
4th Down Conversions Att	2		vs. Houston Roughnecks (04-12-25)
	2		at Michigan Panthers (04-18-25)
4th Down Conversions	100	1-1	vs. Michigan Panthers (03-30-25)
	100	2-2	vs. Houston Roughnecks (04-12-25)
Red Zone Attempts	4		at DC Defenders (04-05-25)
Red Zone Scores	2		vs. Houston Roughnecks (04-12-25)
Red Zone Percentage	100	1-1	at Michigan Panthers (04-18-25)
Time of Possession (secs)	1970		at DC Defenders (04-05-25)
TOP Margin (secs)	340		at DC Defenders (04-05-25)
Scoring Drives	3		vs. Michigan Panthers (03-30-25)
	3		at DC Defenders (04-05-25)
	3		vs. Houston Roughnecks (04-12-25)
	3		at Birmingham Stallions (04-25-25)
10+ Play Drives	2		vs. Michigan Panthers (03-30-25)
	2		at DC Defenders (04-05-25)
	2		vs. Houston Roughnecks (04-12-25)
	2		at Birmingham Stallions (04-25-25)
75+ Yard Drives	1		at Birmingham Stallions (04-25-25)
5+ Min Drives	3		at Birmingham Stallions (04-25-25)
Drives started in opp territory	2		at Michigan Panthers (04-18-25)
Average Field Position	35		at Michigan Panthers (04-18-25)

Memphis Showboats 2025 Season Stats

Game Superlatives

(As of Apr 27, 2025)



Memphis Showboats Team Game Lows

Rushes	21		at Birmingham Stallions (04-25-25)
Yards Rushing	69		vs. Michigan Panthers (03-30-25)
Rushing Average (Min. 3)	2.7	71-26	vs. Houston Roughnecks (04-12-25)
TD Rushes	1		at DC Defenders (04-05-25)
	1		vs. Houston Roughnecks (04-12-25)
	1		at Michigan Panthers (04-18-25)
Stuffed Rushes	4		vs. Michigan Panthers (03-30-25)
Pass Completions	12		at Michigan Panthers (04-18-25)
Pass Attempts	24		at Michigan Panthers (04-18-25)
Passing Yards	80		at Michigan Panthers (04-18-25)
Passing Average (Min. 3)	3.3	80-24	at Michigan Panthers (04-18-25)
Completion Average (Min. 3)	6.7	80-12	at Michigan Panthers (04-18-25)
Completion Percentage (Min. 10)	50	12-24	at Michigan Panthers (04-18-25)
TD Passes	1		vs. Michigan Panthers (03-30-25)
	1		vs. Houston Roughnecks (04-12-25)
	1		at Birmingham Stallions (04-25-25)
Sacked	1		vs. Houston Roughnecks (04-12-25)
Total Offensive Plays	50		at Birmingham Stallions (04-25-25)
Offensive Average	2.9		at Michigan Panthers (04-18-25)
Points	9		at Michigan Panthers (04-18-25)
Margin of Victory	-18		at Michigan Panthers (04-18-25)
Touchdowns	1		vs. Michigan Panthers (03-30-25)
	1		at DC Defenders (04-05-25)
	1		at Michigan Panthers (04-18-25)
Field Goals Made	1		vs. Houston Roughnecks (04-12-25)
	1		at Michigan Panthers (04-18-25)
Field Goals Attempted	1		vs. Houston Roughnecks (04-12-25)
	1		at Michigan Panthers (04-18-25)
Punts	3		at DC Defenders (04-05-25)
Punting Average (Min. 3)	38.0	152-4	vs. Houston Roughnecks (04-12-25)
Long Punt	49		vs. Michigan Panthers (03-30-25)
	49		at Birmingham Stallions (04-25-25)
Punts Inside 20	1		at Michigan Panthers (04-18-25)
First Downs	11		at Michigan Panthers (04-18-25)
First Downs by Rush	2		vs. Michigan Panthers (03-30-25)
First Downs by Pass	5		at Michigan Panthers (04-18-25)
First Downs by Penalty	2		vs. Michigan Panthers (03-30-25)
	2		vs. Houston Roughnecks (04-12-25)
	2		at Michigan Panthers (04-18-25)
Penalties	1		at Michigan Panthers (04-18-25)
Penalty Yards	5		at Michigan Panthers (04-18-25)
Turnovers	1		at Michigan Panthers (04-18-25)
Turnover Margin	-1		at Birmingham Stallions (04-25-25)
Interceptions Thrown	1		at DC Defenders (04-05-25)
	1		at Michigan Panthers (04-18-25)
Fumbles	1		at Michigan Panthers (04-18-25)
	1		at Birmingham Stallions (04-25-25)
Fumbles Lost	1		vs. Houston Roughnecks (04-12-25)
Tackles	54		at Birmingham Stallions (04-25-25)
Tackles for Loss	1		at Michigan Panthers (04-18-25)
Sacks	1		vs. Michigan Panthers (03-30-25)
	1		at DC Defenders (04-05-25)
Interceptions (by Defense)	1		at Birmingham Stallions (04-25-25)
Pass Breakups	1		vs. Michigan Panthers (03-30-25)
Blocked Kicks	1		at Michigan Panthers (04-18-25)
Blocked Kicks	1		at Michigan Panthers (04-18-25)
3rd Down Conversions Made	1		at Michigan Panthers (04-18-25)
3rd Down Conversions Att	9		vs. Michigan Panthers (03-30-25)
3rd Down Conversions	10	1-10	at Michigan Panthers (04-18-25)
Red Zone Attempts	1		at Michigan Panthers (04-18-25)



Red Zone Scores	1		vs. Michigan Panthers (03-30-25)
	1		at DC Defenders (04-05-25)
	1		at Michigan Panthers (04-18-25)
Red Zone Percentage	00	0-2	at Birmingham Stallions (04-25-25)
Time of Possession (secs)	1619		at Michigan Panthers (04-18-25)
TOP Margin (secs)	-362		at Michigan Panthers (04-18-25)
Scoring Drives	2		at Michigan Panthers (04-18-25)
10+ Play Drives	2		vs. Michigan Panthers (03-30-25)
	2		at DC Defenders (04-05-25)
	2		vs. Houston Roughnecks (04-12-25)
	2		at Birmingham Stallions (04-25-25)
75+ Yard Drives	1		at Birmingham Stallions (04-25-25)
5+ Min Drives	2		vs. Michigan Panthers (03-30-25)
	2		at DC Defenders (04-05-25)
	2		vs. Houston Roughnecks (04-12-25)
Drives started in opp territory	2		at Michigan Panthers (04-18-25)
Average Field Position	24		at Birmingham Stallions (04-25-25)

Memphis Showboats 2025 Season Stats
Game Superlatives
(As of Apr 27, 2025)



Opponent Team Game Highs

Rushes	33		at Michigan Panthers (04-18-25)
Yards Rushing	169		at Michigan Panthers (04-18-25)
Rushing Average (Min. 3)	6.7	148-22	at Birmingham Stallions (04-25-25)
TD Rushes	2		at Michigan Panthers (04-18-25)
Stuffed Rushes	7		vs. Michigan Panthers (03-30-25)
Pass Completions	20		vs. Michigan Panthers (03-30-25)
Pass Attempts	33		at Birmingham Stallions (04-25-25)
Passing Yards	200		at Michigan Panthers (04-18-25)
Passing Average (Min. 3)	9.1	200-22	at Michigan Panthers (04-18-25)
Completion Average (Min. 3)	13.3	200-15	at Michigan Panthers (04-18-25)
Completion Percentage (Min. 10)	80	20-25	vs. Michigan Panthers (03-30-25)
TD Passes	2		at Michigan Panthers (04-18-25)
	2		at Birmingham Stallions (04-25-25)
Sacked	3		at Birmingham Stallions (04-25-25)
Total Offensive Plays	59		at DC Defenders (04-05-25)
Offensive Average	6.7		at Michigan Panthers (04-18-25)
Points	27		at Michigan Panthers (04-18-25)
Margin of Victory	18		at Michigan Panthers (04-18-25)
Touchdowns	4		at Michigan Panthers (04-18-25)
Field Goals Made	3		at DC Defenders (04-05-25)
Field Goals Attempted	4		vs. Michigan Panthers (03-30-25)
	4		at DC Defenders (04-05-25)
Punts	6		at Michigan Panthers (04-18-25)
Punting Average (Min. 3)	50.8	203-4	at Birmingham Stallions (04-25-25)
Long Punt	58		at Michigan Panthers (04-18-25)
Punts Inside 20	3		at Michigan Panthers (04-18-25)
First Downs	19		at Michigan Panthers (04-18-25)
First Downs by Rush	8		at Michigan Panthers (04-18-25)
First Downs by Pass	11		at Michigan Panthers (04-18-25)
First Downs by Penalty	2		vs. Michigan Panthers (03-30-25)
Penalties	10		at DC Defenders (04-05-25)
Penalty Yards	75		at DC Defenders (04-05-25)
Turnovers	1		at Birmingham Stallions (04-25-25)
Turnover Margin	1		at Birmingham Stallions (04-25-25)
Points Off Turnovers	6		vs. Michigan Panthers (03-30-25)
	6		vs. Houston Roughnecks (04-12-25)
Interceptions Thrown	1		at Birmingham Stallions (04-25-25)
Fumbles	2		vs. Michigan Panthers (03-30-25)
	2		at Michigan Panthers (04-18-25)
	2		at Birmingham Stallions (04-25-25)
Tackles	73		vs. Michigan Panthers (03-30-25)
Tackles for Loss	6		vs. Houston Roughnecks (04-12-25)
	6		at Michigan Panthers (04-18-25)
Sacks	3		vs. Michigan Panthers (03-30-25)
Interceptions (by Defense)	2		vs. Michigan Panthers (03-30-25)
	2		vs. Houston Roughnecks (04-12-25)
Pass Breakups	6		vs. Houston Roughnecks (04-12-25)
	6		at Birmingham Stallions (04-25-25)
Blocked Kicks	1		at DC Defenders (04-05-25)
Blocked Kicks	1		at DC Defenders (04-05-25)
3rd Down Conversions Made	7		at DC Defenders (04-05-25)
	7		vs. Houston Roughnecks (04-12-25)
	7		at Birmingham Stallions (04-25-25)
3rd Down Conversions Att	16		at DC Defenders (04-05-25)
3rd Down Conversions	50	7-14	vs. Houston Roughnecks (04-12-25)
	46.7	7-15	at Birmingham Stallions (04-25-25)
4th Down Conversions Made	2		vs. Michigan Panthers (03-30-25)
4th Down Conversions Att	2		vs. Michigan Panthers (03-30-25)
4th Down Conversions	100	2-2	vs. Michigan Panthers (03-30-25)
	100	1-1	vs. Houston Roughnecks (04-12-25)
Red Zone Attempts	3		at DC Defenders (04-05-25)



	3		vs. Houston Roughnecks (04-12-25)
	3		at Michigan Panthers (04-18-25)
Red Zone Scores	3		at Michigan Panthers (04-18-25)
Red Zone Percentage	100	3-3	at Michigan Panthers (04-18-25)
	100	1-1	at Birmingham Stallions (04-25-25)
Time of Possession (secs)	1981		at Michigan Panthers (04-18-25)
TOP Margin (secs)	362		at Michigan Panthers (04-18-25)
Scoring Drives	4		vs. Michigan Panthers (03-30-25)
	4		at DC Defenders (04-05-25)
	4		at Michigan Panthers (04-18-25)
	4		at Birmingham Stallions (04-25-25)
10+ Play Drives	2		vs. Michigan Panthers (03-30-25)
	2		at DC Defenders (04-05-25)
	2		vs. Houston Roughnecks (04-12-25)
75+ Yard Drives	1		at DC Defenders (04-05-25)
	1		at Michigan Panthers (04-18-25)
5+ Min Drives	2		vs. Michigan Panthers (03-30-25)
	2		vs. Houston Roughnecks (04-12-25)
Drives started in opp territory	3		vs. Michigan Panthers (03-30-25)
Average Field Position	46		vs. Michigan Panthers (03-30-25)

Memphis Showboats 2025 Season Stats

Game Superlatives

(As of Apr 27, 2025)



Opponent Team Game Lows

Rushes	22		at Birmingham Stallions (04-25-25)
Yards Rushing	95		vs. Michigan Panthers (03-30-25)
Rushing Average (Min. 3)	3.0	95-32	vs. Michigan Panthers (03-30-25)
TD Rushes	1		vs. Michigan Panthers (03-30-25)
Stuffed Rushes	1		at Birmingham Stallions (04-25-25)
Pass Completions	12		at DC Defenders (04-05-25)
Pass Attempts	22		at Michigan Panthers (04-18-25)
Passing Yards	120		vs. Houston Roughnecks (04-12-25)
Passing Average (Min. 3)	3.8	126-33	at Birmingham Stallions (04-25-25)
Completion Average (Min. 3)	6.7	120-18	vs. Houston Roughnecks (04-12-25)
Completion Percentage (Min. 10)	45.5	15-33	at Birmingham Stallions (04-25-25)
	46.2	12-26	at DC Defenders (04-05-25)
TD Passes	1		vs. Michigan Panthers (03-30-25)
	1		at DC Defenders (04-05-25)
	1		vs. Houston Roughnecks (04-12-25)
Sacked	1		vs. Michigan Panthers (03-30-25)
	1		at DC Defenders (04-05-25)
Total Offensive Plays	51		vs. Houston Roughnecks (04-12-25)
Offensive Average	4.4		at DC Defenders (04-05-25)
Points	17		at DC Defenders (04-05-25)
Margin of Victory	-4		at Birmingham Stallions (04-25-25)
Touchdowns	1		at DC Defenders (04-05-25)
Field Goals Made	2		vs. Michigan Panthers (03-30-25)
	2		vs. Houston Roughnecks (04-12-25)
	2		at Birmingham Stallions (04-25-25)
Field Goals Attempted	3		vs. Houston Roughnecks (04-12-25)
	3		at Birmingham Stallions (04-25-25)
Punts	3		vs. Michigan Panthers (03-30-25)
	3		vs. Houston Roughnecks (04-12-25)
Punting Average (Min. 3)	40.4	202-5	at DC Defenders (04-05-25)
Long Punt	48		at DC Defenders (04-05-25)
Punts Inside 20	1		at DC Defenders (04-05-25)
First Downs	12		vs. Houston Roughnecks (04-12-25)
First Downs by Rush	6		at DC Defenders (04-05-25)
First Downs by Pass	5		vs. Houston Roughnecks (04-12-25)
First Downs by Penalty	1		at DC Defenders (04-05-25)
	1		at Birmingham Stallions (04-25-25)
Penalties	4		vs. Michigan Panthers (03-30-25)
	4		at Birmingham Stallions (04-25-25)
Penalty Yards	18		vs. Michigan Panthers (03-30-25)
Turnovers	1		at Birmingham Stallions (04-25-25)
Turnover Margin	-3		at DC Defenders (04-05-25)
	-3		vs. Houston Roughnecks (04-12-25)
Points Off Turnovers	3		at DC Defenders (04-05-25)
Interceptions Thrown	1		at Birmingham Stallions (04-25-25)
Fumbles	1		vs. Houston Roughnecks (04-12-25)
Tackles	49		at Birmingham Stallions (04-25-25)
Tackles for Loss	4		vs. Michigan Panthers (03-30-25)
Sacks	1		vs. Houston Roughnecks (04-12-25)
Interceptions (by Defense)	1		at DC Defenders (04-05-25)
	1		at Michigan Panthers (04-18-25)
Pass Breakups	3		at Michigan Panthers (04-18-25)
Blocked Kicks	1		at DC Defenders (04-05-25)
Blocked Kicks	1		at DC Defenders (04-05-25)
3rd Down Conversions Made	4		at Michigan Panthers (04-18-25)
3rd Down Conversions Att	11		at Michigan Panthers (04-18-25)
3rd Down Conversions	36.4	4-11	at Michigan Panthers (04-18-25)
	42.9	6-14	vs. Michigan Panthers (03-30-25)
	43.8	7-16	at DC Defenders (04-05-25)
Red Zone Attempts	1		at Birmingham Stallions (04-25-25)
Red Zone Scores	1		vs. Michigan Panthers (03-30-25)



	1		at DC Defenders (04-05-25)
	1		vs. Houston Roughnecks (04-12-25)
	1		at Birmingham Stallions (04-25-25)
Red Zone Percentage	33.3	1-3	at DC Defenders (04-05-25)
	33.3	1-3	vs. Houston Roughnecks (04-12-25)
Time of Possession (secs)	1630		at DC Defenders (04-05-25)
TOP Margin (secs)	-340		at DC Defenders (04-05-25)
Scoring Drives	3		vs. Houston Roughnecks (04-12-25)
10+ Play Drives	1		at Michigan Panthers (04-18-25)
	1		at Birmingham Stallions (04-25-25)
75+ Yard Drives	1		at DC Defenders (04-05-25)
	1		at Michigan Panthers (04-18-25)
5+ Min Drives	1		at DC Defenders (04-05-25)
	1		at Birmingham Stallions (04-25-25)
Drives started in opp territory	1		vs. Houston Roughnecks (04-12-25)
	1		at Michigan Panthers (04-18-25)
Average Field Position	34		at Michigan Panthers (04-18-25)



Memphis Showboats 2025 Season Stats Participation

(As of Apr 27, 2025)



#	PLAYER	GP	GS	MICH	DC	HOU	MICH	BHM
09	Jonathan Adams	5	5	ST	ST	ST	ST	ST
35	Tenny Adewusi	1	0	..	XX
44	Jaylon Allen	5	4	XX	ST	ST	ST	ST
04	Dee Anderson	4	0	XX	XX	..	XX	XX
99	John Atkins Sr.	3	2	ST	ST	XX
59	Turner Bernard	5	0	XX	XX	XX	XX	XX
06	Lance Boykin	5	5	ST	ST	ST	ST	ST
91	Josiah Bronson	5	5	ST	ST	ST	ST	ST
42	Steele Chambers	5	5	ST	ST	ST	ST	ST
49	Matt Coghlin	5	0	XX	XX	XX	XX	XX
13	Cameron Dantzler	1	0	XX
55	J.D. DiRenzo	4	1	ST	XX	XX	XX	..
74	Kellen Diesch	1	0	XX
51	Andrew Dowell	1	1	ST
31	Keaton Ellis	5	4	XX	ST	ST	ST	ST
33	Eric Garror	5	2	XX	XX	XX	ST	ST
14	Mark Gilbert	5	4	ST	ST	ST	ST	XX
63	Nate Gilliam	5	4	XX	ST	ST	ST	ST
50	Izayah Green-May	5	2	ST	XX	XX	XX	ST
92	P.J. Hall	5	0	XX	XX	XX	XX	XX
69	Noah Henderson	5	0	XX	XX	XX	XX	XX
83	Isiah Hennie	5	1	XX	XX	XX	XX	ST
81	Ryan Izzo	3	0	XX	XX	XX
52	Antwuan Jackson Jr.	4	0	..	XX	XX	XX	XX
36	Jalen Jackson	3	0	XX	..	XX	..	XX
88	Jay Jay Wilson	5	1	ST	XX	XX	XX	XX
66	Nash Jensen	5	5	ST	ST	ST	ST	ST
23	Jacob Kibodi	2	1	..	XX	..	ST	..
18	Kwamie Lassiter II	5	4	XX	ST	ST	ST	ST
72	Alec Lindstrom	5	5	ST	ST	ST	ST	ST
01	Kai Locksley	4	1	XX	XX	ST	XX	..
20	Obi Melifonwu	5	0	XX	XX	XX	XX	XX
19	Matt Mengel	5	0	XX	XX	XX	XX	XX
95	DaMarcus Mitchell	3	0	XX	..	XX	XX	..
05	E.J. Perry	4	3	ST	ST	ST	XX	..
89	Chris Pierce Jr.	5	5	ST	ST	ST	ST	ST
45	Nasir Player	5	5	ST	ST	ST	ST	ST
34	Deneric Prince	5	4	ST	ST	ST	XX	ST
10	Amir Riep	4	1	ST	..	XX	XX	XX
08	Boogie Roberts	5	4	ST	XX	ST	ST	ST
32	Nehemiah Shelton	5	0	XX	XX	XX	XX	XX
21	JaQuan Sheppard	2	0	XX	XX	..
82	Elijah Stove	3	3	ST	ST	..	ST	..
65	Jared Thomas	5	5	ST	ST	ST	ST	ST
79	Nick Torres	1	0	XX
75	James Tunstall	5	5	ST	ST	ST	ST	ST
57	Zeke Vandenburgh	4	4	ST	ST	ST	ST	..
07	Eli Walker	5	5	ST	ST	ST	ST	ST
86	Isaiah Washington	2	0	XX	..	XX



Memphis Showboats 2025 Season Stats
Total Tackles Game-by-Game
(As of Apr 27, 2025)



Total Tackles	UA-A	Total	MICH	DC	HOU	MICH	BHM
Steele Chambers	30-18	48	5-5	6-5	4-2	8-3	7-3
Eli Walker	27-7	34	5-4	5-0	2-3	9-0	6-0
Keaton Ellis	18-9	27	3-5	2-3	6-1	3-0	4-0
Zeke Vandenburg	12-15	27	3-7	3-3	2-5	4-0	DNP
P.J. Hall	11-7	18	2-4	4-1	2-0	-	3-2
Eric Garror	10-8	18	3-3	3-1	2-4	-	2-0
Mark Gilbert	9-6	15	0-3	2-1	3-1	0-1	4-0
Kyree Woods	9-6	15	2-3	1-1	5-1	-	1-1
Jaylon Allen	8-7	15	1-2	2-2	1-1	3-1	1-1
Nasir Player	5-9	14	2-2	0-3	-	2-3	1-1
Lance Boykin	9-4	13	2-2	3-1	1-0	3-1	-
Nehemiah Shelton	8-3	11	2-0	1-1	2-1	2-0	1-1
Izayah Green-May	3-8	11	0-2	0-2	2-2	-	1-2
Boogie Roberts	8-2	10	1-1	2-1	4-0	1-0	-
Josiah Bronson	5-5	10	1-3	1-1	1-0	2-0	0-1
Obi Melifonwu	4-6	10	0-2	0-2	2-0	2-2	-
Andrew Dowell	5-2	7	DNP	DNP	DNP	DNP	5-2
Amir Riep	4-3	7	1-1	DNP	1-1	2-1	-
DaMarcus Mitchell	4-2	6	1-1	DNP	-	3-1	DNP
Antwuan Jackson Jr.	2-4	6	DNP	-	0-1	2-3	-
JaQuan Sheppard	4-0	4	DNP	DNP	2-0	2-0	DNP
Tenny Adewusi	2-1	3	DNP	2-1	DNP	DNP	DNP
John Atkins Sr.	1-2	3	1-2	-	-	DNP	DNP
Cameron Dantzler	2-0	2	DNP	DNP	DNP	DNP	2-0
Deneric Prince	1-0	1	1-0	-	-	-	-
Noah Henderson	1-0	1	-	1-0	-	-	-
Elijah Stove	1-0	1	-	-	DNP	1-0	DNP
Chris Pierce Jr.	1-0	1	-	1-0	-	-	-
Jacob Kibodi	0-1	1	DNP	0-1	DNP	-	DNP
Jay Jay Wilson	0-1	1	-	0-1	-	-	-



Memphis Showboats 2025 Season Stats
Passing Game-by-Game
(As of Apr 27, 2025)



#05 E.J. Perry		Comp	Att	Int	Pct	Yards	TD	Long	Sacked	Effic
03-30-25	MICH	10	17	1		93	1	24	2-3	112.42
04-05-25	DC	18	28	1		205	0	42	0-0	118.64
04-12-25	HOU	13	20	2		131	1	17	1-5	116.52
04-18-25	MICH	8	16	1		74	0	19	0-0	76.35
TOTALS		49	81	5	60.5	503	2	42	3-8	108.46

#12 Dresser Winn		Comp	Att	Int	Pct	Yards	TD	Long	Sacked	Effic
04-25-25	BHM	17	29	0		235	1	78	0-0	138.07
TOTALS		17	29	0	58.6	235	1	78	0-0	138.07

#03 Troy Williams		Comp	Att	Int	Pct	Yards	TD	Long	Sacked	Effic
03-30-25	MICH	8	11	1		104	0	38	1-16	133.96
04-12-25	HOU	4	8	0		63	0	29	0-0	116.15
04-18-25	MICH	4	8	0		13	0	8	2-7	63.65
TOTALS		16	27	1	59.3	180	0	38	3-23	107.85



Memphis Showboats 2025 Season Stats
Rushing/Receiving Game-by-Game
(As of Apr 27, 2025)



Rushing	No/Yds/TD	MICH	DC	HOU	MICH	BHM
Deneric Prince	50/181/1	10/38/0	9/44/0	12/16/0	7/24/1	12/59/0
E.J. Perry	17/69/1	3/7/0	4/26/1	1/6/0	9/30/0	DNP
Jalen Jackson	25/56/0	11/24/0	DNP	9/14/0	DNP	5/18/0
Jacob Kibodi	20/43/0	DNP	13/33/0	DNP	7/10/0	DNP
Troy Williams	5/39/1	DNP	DNP	4/35/1	1/4/0	DNP
Dresser Winn	4/11/0	DNP	DNP	DNP	DNP	4/11/0
Elijah Stove	1/2/0	DNP	DNP	DNP	1/2/0	DNP

Receiving	No/Yds/TD	MICH	DC	HOU	MICH	BHM
Jonathan Adams	24/313/1	6/93/1	9/128/0	5/42/0	2/21/0	2/29/0
Kwamie Lassiter II	18/202/1	2/10/0	2/15/0	6/79/1	3/33/0	5/65/0
Dee Anderson	10/135/1	1/8/0	4/30/0	DNP	1/4/0	4/93/1
Isaiah Washington	6/57/0	DNP	DNP	1/15/0	DNP	5/42/0
Elijah Stove	2/51/0	1/9/0	1/42/0	DNP	DNP	DNP
Deneric Prince	5/49/0	2/27/0	DNP	2/16/0	DNP	1/6/0
Kai Locksley	3/33/0	1/5/0	DNP	2/28/0	DNP	DNP
Ryan Izzo	2/24/0	1/10/0	DNP	1/14/0	DNP	DNP
Jalen Jackson	2/21/0	2/21/0	DNP	DNP	DNP	DNP
Chris Pierce Jr.	2/20/0	DNP	DNP	DNP	2/20/0	DNP
Isiah Hennie	2/11/0	1/6/0	DNP	DNP	1/5/0	DNP
Jay Jay Wilson	1/8/0	1/8/0	DNP	DNP	DNP	DNP
Jacob Kibodi	5/-6/0	DNP	2/-10/0	DNP	3/4/0	DNP



Memphis Showboats 2025 Season Stats
Return Stats Game-by-Game
(As of Apr 27, 2025)



Punt Returns	No-Yds	MICH	DC	HOU	MICH	BHM
Isiah Hennie	11-121	-	4-20	1-13	4-76	2-12
Kick Returns	No-Yds	MICH	DC	HOU	MICH	BHM
Isiah Hennie	10-198	-	-	4-70	2-43	4-85
Eric Garror	5-103	-	-	1-26	3-40	1-37
Deneric Prince	5-85	5-85	-	-	-	-
Kwamie Lassiter II	1-28	-	1-28	-	-	-
Elijah Stove	1-18	-	1-18	DNP	-	DNP
Interception Returns	No-Yds	MICH	DC	HOU	MICH	BHM
Eli Walker	1-2	-	-	-	-	1-2
Fumble Returns	No-Yds	MICH	DC	HOU	MICH	BHM
E.J. Perry	1-0	-	-	-	1-0	DNP
Dresser Winn	1-0	DNP	DNP	DNP	DNP	1-0
Isiah Hennie	1-0	-	-	1-0	-	-



Memphis Showboats 2025 Season Stats
Fumbles Game-by-Game
(As of Apr 27, 2025)



Fumbles	No-Lost	MICH	DC	HOU	MICH	BHM
Isiah Hennie	2-1	-	1-1	1-0	-	-
E.J. Perry	1-0	-	-	-	1-0	DNP
Dresser Winn	1-0	DNP	DNP	DNP	DNP	1-0
Kwamie Lassiter II	1-1	-	-	1-1	-	-
Jacob Kibodi	1-1	DNP	1-1	DNP	-	DNP

Fumbles Forced	Number	MICH	DC	HOU	MICH	BHM
Keaton Ellis	1	-	-	1	-	-
Jaylon Allen	1	-	-	-	1	-
Nasir Player	1	-	-	-	-	1
Andrew Dowell	1	DNP	DNP	DNP	DNP	1
DaMarcus Mitchell	1	1	DNP	-	-	DNP

Fumbles Recovered	Number	MICH	DC	HOU	MICH	BHM
Jacob Kibodi	1	DNP	1	DNP	-	DNP



Memphis Showboats 2025 Season Stats
Sacks/Tackles for Loss Game-by-Game
(As of Apr 27, 2025)



Sacks	UA-A	Total	MICH	DC	HOU	MICH	BHM
Boogie Roberts	1-0	1.0	0.0-0	1.0-8	0.0-0	0.0-0	-
Nasir Player	1-0	1.0	0.0-0	0.0-0	-	0.0-0	1.0-5
Izayah Green-May	1-0	1.0	0.0-0	0.0-0	0.0-0	-	1.0-6
P.J. Hall	1-0	1.0	0.0-0	0.0-0	0.0-0	-	1.0-8
Jaylon Allen	0.5-0	0.5	0.5-3	0.0-0	0.0-0	0.0-0	0.0-0
Zeke Vandenburg	0.5-0	0.5	0.5-3	0.0-0	0.0-0	0.0-0	DNP

Tackles for Loss	UA-A	Total	MICH	DC	HOU	MICH	BHM
Nasir Player	3-0	3.0	1.0-3	0.0-0	-	1.0-1	1.0-5
P.J. Hall	3-0	3.0	0.0-0	1.0-3	1.0-1	-	1.0-8
Boogie Roberts	2-0	2.0	0.0-0	1.0-8	1.0-1	0.0-0	-
Keaton Ellis	2-0	2.0	0.0-0	0.0-0	2.0-14	0.0-0	0.0-0
Eli Walker	1-0	1.0	0.0-1	1.0-2	0.0-0	0.0-0	0.0-0
Kyree Woods	1-0	1.0	1.0-1	0.0-0	0.0-0	-	0.0-0
Steele Chambers	1-0	1.0	0.0-0	0.0-0	0.0-0	0.0-0	1.0-1
Izayah Green-May	1-0	1.0	0.0-0	0.0-0	0.0-0	-	1.0-6
Zeke Vandenburg	1-0	1.0	1.0-2	0.0-0	0.0-0	0.0-0	DNP



Memphis Showboats 2025 Season Stats
Differentials
(As of Apr 27, 2025)



MEMPHIS SHOWBOATS TURNOVER DIFFERENTIAL

Date	Opponent	Score	Takeaways			Giveaways			TO Diff	Points off TOs		
			Fumbl	Int	Tot	Fumbl	Int	Tot		Tm	Opp	Diff
03-30-25	Michigan Panthers	L 12-26	0	2	2	0	0	0	2	0	6	-6
04-05-25	DC Defenders	L 12-17	2	1	3	0	0	0	3	0	3	-3
04-12-25	Houston Roughnecks	L 17-18	1	2	3	0	0	0	3	0	6	-6
04-18-25	Michigan Panthers	L 9-27	0	1	1	0	0	0	1	0	0	0
04-25-25	Birmingham Stallions	W 24-20	0	0	0	0	1	1	-1	0	0	0
Totals			3	6	9	0	1	1	8	0	15	-15

MEMPHIS SHOWBOATS MISC DIFFERENTIALS

Date	Opponent		Score	First Downs			Penalties			Penalty Yards			Total Off Plays		
				Team	Opp	Diff	Team	Opp	Diff	Team	Opp	Diff	Team	Opp	Diff
03-30-25	Michigan Panthers	L	12-26	16	18	-2	6	4	-2	60	18	-42	55	58	-3
04-05-25	DC Defenders	L	12-17	19	14	5	11	10	-1	68	75	7	54	59	-5
04-12-25	Houston Roughnecks	L	17-18	14	12	2	4	6	2	30	42	12	55	51	4
04-18-25	Michigan Panthers	L	9-27	11	19	-8	1	5	4	5	60	55	51	55	-4
04-25-25	Birmingham Stallions	W	24-20	13	16	-3	7	4	-3	54	23	-31	50	58	-8
Totals				73	79	-6	29	29	0	217	218	-1	265	281	-16

MEMPHIS SHOWBOATS YARDAGE DIFFERENTIALS

Date	Opponent		Score	Passing			Rushing			Total Offense			Scoring		
				Gain	Allow	Diff	Gain	Allow	Diff	Gain	Allow	Diff	Scored	Allowed	Diff
03-30-25	Michigan Panthers	L		178	186	-8	69	95	-26	247	281	-34	12	26	-14
04-05-25	DC Defenders	L		205	144	61	103	114	-11	308	258	50	12	17	-5
04-12-25	Houston Roughnecks	L		189	120	69	71	118	-47	260	238	22	17	18	-1
04-18-25	Michigan Panthers	L		80	200	-120	70	169	-99	150	369	-219	9	27	-18
04-25-25	Birmingham Stallions	W		235	126	109	88	148	-60	323	274	49	24	20	4
Totals				887	776	111	401	644	-243	1288	1420	-132	74	108	-34



Memphis Showboats 2025 Season Stats
Ratios
(As of Apr 27, 2025)



MEMPHIS SHOWBOATS EFFICIENCY RATIOS

Date	Opponent		Passing				Rushing				Total Offense				Scoring				Points Per Play		
			Gain	Allow	Diff	Effic	Gain	Allow	Diff	Effic	Gain	Allow	Diff	Effic	Scrd	Allwd	Diff	Effic	Team	Opp	Effic
03-30-25	MICH	L	178	186	-8	1.0	69	95	-26	0.7	247	281	-34	0.9	12	26	-14	0.5	4.6	2.2	2.1
04-05-25	DC	L	205	144	61	1.4	103	114	-11	0.9	308	258	50	1.2	12	17	-5	0.7	4.5	3.5	1.3
04-12-25	HOU	L	189	120	69	1.6	71	118	-47	0.6	260	238	22	1.1	17	18	-1	0.9	3.2	2.8	1.1
04-18-25	MICH	L	80	200	-120	0.4	70	169	-99	0.4	150	369	-219	0.4	9	27	-18	0.3	5.7	2.0	2.9
04-25-25	BHM	W	235	126	109	1.9	88	148	-60	0.6	323	274	49	1.2	24	20	4	1.2	2.1	2.9	0.7
Totals			887	776	111	1.1	401	644	-243	0.6	1288	1420	-132	0.9	74	108	-34	0.7	3.6	2.6	1.4



Memphis Showboats 2025 Season Stats

Chunk Plays

(As of Apr 27, 2025)



15+ YARD RECEPTIONS AND 10+ YARD RUNS

03-30-25 vs. Michigan Panthers

Gain	Type	Player	Qtr	Dwn-Dst	Spot
21	Pass	Adams, Jonathan from Perry, E.J.	3	1-10	MEM37
15	Pass	Jackson, Jalen from Williams, Troy	3	2-4	MEM33
16	Rush	Prince, Deneric	4	2-11	MICH45
24	Pass	Prince, Deneric from Perry, E.J.	4	1-10	MICH29
38	Pass	Adams, Jonathan from Williams, Troy	4	1-10	MEM40

Total: 5 Rush: 1 Pass: 4

04-05-25 vs. DC Defenders

Gain	Type	Player	Qtr	Dwn-Dst	Spot
42	Pass	Stove, Elijah from Perry, E.J.	1	3-8	MEM38
14	Rush	Prince, Deneric	1	1-10	DC20
16	Rush	Prince, Deneric	2	1-10	MEM27
39	Pass	Adams, Jonathan from Perry, E.J.	3	1-10	MEM41
27	Pass	Adams, Jonathan from Perry, E.J.	4	1-10	MEM30
18	Rush	Kibodi, Jacob	4	1-10	DC32
16	Rush	Perry, E.J. (TD)	4	3-12	DC16
17	Pass	Adams, Jonathan from Perry, E.J.	4	2-8	DC39

Total: 8 Rush: 4 Pass: 4

04-12-25 vs. Houston Roughnecks

Gain	Type	Player	Qtr	Dwn-Dst	Spot
17	Pass	Adams, Jonathan from Perry, E.J.	1	3-7	MEM28
16	Pass	Lassiter II, Kwamie from Perry, E.J.	1	3-5	HOU35
17	Pass	Locksley, Kai from Perry, E.J.	2	1-10	HOU49
15	Pass	Washington, Isaiah from Perry, E.J.	2	3-1	HOU23
11	Rush	Williams, Troy	4	3-12	MEM44
13	Rush	Williams, Troy	4	2-10	HOU31
29	Pass	Lassiter II, Kwamie from Williams, Troy	4	1-10	MEM33

Total: 7 Rush: 2 Pass: 5

04-18-25 vs. Michigan Panthers

Gain	Type	Player	Qtr	Dwn-Dst	Spot
15	Pass	Adams, Jonathan from Perry, E.J.	2	1-10	MEM45
19	Pass	Lassiter II, Kwamie from Perry, E.J.	4	1-10	MEM36

Total: 2 Rush: 0 Pass: 2

04-25-25 vs. Birmingham Stallions

Gain	Type	Player	Qtr	Dwn-Dst	Spot
78	Pass	Anderson, Dee from Winn, Dresser (TD)	1	3-5	MEM22
17	Rush	Prince, Deneric	1	2-5	MEM30
15	Pass	Washington, Isaiah from Winn, Dresser	1	2-7	MEM50
12	Rush	Jackson, Jalen	2	1-10	MEM29
22	Pass	Adams, Jonathan from Winn, Dresser	2	1-10	MEM15
11	Rush	Prince, Deneric	3	2-23	MEM13
27	Pass	Lassiter II, Kwamie from Winn, Dresser	3	2-10	MEM1
17	Rush	Prince, Deneric	4	1-10	BHM46
16	Pass	Lassiter II, Kwamie from Winn, Dresser	4	1-10	MEM45

Total: 9 Rush: 4 Pass: 5

Breakdown

Total Chunk Plays	31
Passing	20
Rushing	11
Scoring	2
By Distance	
Rushes over 20 yds	0
Rushes over 30 yds	0
Rushes over 40 yds	0
Rushes over 50 yds	0
Passes over 30 yds	4
Passes over 40 yds	2
Passes over 50 yds	1
Passes over 60 yds	1
By Quarter	
1st Qtr	7
2nd Qtr	6
3rd Qtr	5
4th Qtr	13
OT	0
By Down	
1st Down	16
2nd Down	8
3rd Down	7
4th Down	0

Longest Plays
Rushing

18 yds by Kibodi, Jacob vs. DC Defenders
17 yds by Prince, Deneric vs. Birmingham Stallions
17 yds by Prince, Deneric vs. Birmingham Stallions
16 yds by Prince, Deneric vs. DC Defenders
16 yds by Perry, E.J. vs. DC Defenders

Passing

78 yds rec by Anderson, Dee from Winn, Dresser vs. Birmingham Stallions
42 yds rec by Stove, Elijah from Perry, E.J. vs. DC Defenders
39 yds rec by Adams, Jonathan from Perry, E.J. vs. DC Defenders
38 yds rec by Adams, Jonathan from Williams, Troy vs. Michigan Panthers
29 yds rec by Lassiter II, Kwamie from Williams, Troy vs. Houston Roughnecks



Memphis Showboats 2025 Season Stats
Top Performances
(As of Apr 27, 2025)



TOP PASSING PERFORMANCES (300+ YDS OR 4+ TDS)

QB	Yds	C-A	TD	Int	Opp
----	-----	-----	----	-----	-----

TOP RUSHING PERFORMANCES (100+ YDS OR 3+ TDS)

Rusher	Yds	Att	TD	Avg	Opp
--------	-----	-----	----	-----	-----

TOP RECEIVING PERFORMANCES (100+ YDS OR 2+ TDS OR 6 RCPTS.)

Receiver	Yds	No	TD	Long	Opp
Jonathan Adams	128	9	0	39	DC (04-05-25)
Jonathan Adams	93	6	1	38	MICH (03-30-25)
Kwamie Lassiter II	79	6	1	29	HOU (04-12-25)



Memphis Showboats 2025 Season Stats

Big Plays

(As of Apr 27, 2025)



MEMPHIS SHOWBOATS BIG PLAY DIFFERENTIAL													
Date	Opponent	Result	Memphis Showboats					Opponents					Diff
			Tot Plys	Big Rush	Big Pass	Big Plays	BP%	Tot Plys	Big Rush	Big Pass	Big Plays	BP%	
03-30-25	Michigan Panthers	L 12-26	55	1	4	5	9.1	58	3	3	6	10.9	-1
04-05-25	DC Defenders	L 12-17	54	4	4	8	14.8	59	0	4	4	7.4	4
04-12-25	Houston Roughnecks	L 17-18	55	2	5	7	12.7	51	5	1	6	10.9	1
04-18-25	Michigan Panthers	L 9-27	51	0	2	2	3.9	55	4	4	8	15.7	-6
04-25-25	Birmingham Stallions	W 24-20	50	4	5	9	18.0	58	4	3	7	14.0	2
Totals			265	11	20	31	11.7	281	16	15	31	11.0	0

MEMPHIS SHOWBOATS TOXIC DIFFERENTIAL										
Date	Opponent	Result	Memphis Showboats		Opponents		Turnover Diff	Big Play Diff	Toxic Differential	
			Takeaways	Big Plays	Takeaways	Big Plays				
03-30-25	Michigan Panthers	L 12-26	0	5	2	6	-2	-1	-3	
04-05-25	DC Defenders	L 12-17	0	8	3	4	-3	4	1	
04-12-25	Houston Roughnecks	L 17-18	0	7	3	6	-3	1	-2	
04-18-25	Michigan Panthers	L 9-27	0	2	1	8	-1	-6	-7	
04-25-25	Birmingham Stallions	W 24-20	1	9	0	7	1	2	3	
Totals			1	31	9	31	-8	0	-8	



Memphis Showboats 2025 Season Stats
Drive and Stuffed Run Stats
(As of Apr 27, 2025)



				STUFFED RUSH PERCENTAGE					
Date	Opponent			Memphis Showboats			Opponents		
				Stuffed	Attempts	Stuffed%	Stuffs	Attempts	Stuffed%
03-30-25	Michigan Panthers	L	12-26	4	24	16.7	7	32	21.9
04-05-25	DC Defenders	L	12-17	5	26	19.2	5	32	15.6
04-12-25	Houston Roughnecks	L	17-18	8	26	30.8	5	25	20.0
04-18-25	Michigan Panthers	L	9-27	7	25	28.0	3	33	9.1
04-25-25	Birmingham Stallions	W	24-20	8	21	38.1	1	22	4.5
Total				122	32	26.2	144	21	14.6

MEMPHIS SHOWBOATS DRIVE STATS									
Date	Opponent	Drives	Scoring (TD/FG)	3andOut	5+ min	10+ play	75+ yds	OppTerr	AvgStart
03-30-25	Michigan Panthers	10	3 (1/2)	3	2	2	0	0	25
04-05-25	DC Defenders	9	3 (1/2)	2	2	2	0	0	25
04-12-25	Houston Roughnecks	10	3 (2/1)	4	2	2	0	0	28
04-18-25	Michigan Panthers	11	2 (1/1)	2	0	0	0	2	35
04-25-25	Birmingham Stallions	10	3 (1/2)	3	3	2	1	0	24
Totals		50	14 (6/8)	14	9	8	1	2	28
Percentages			28.0% (12.0% / 16.0%)	28.0%	18.0%	16.0%	2.0%	4.0%	

OPPONENT DRIVE STATS									
Date	Opponent	Drives	Scoring (TD/FG)	3andOut	5+ min	10+ play	75+ yds	OppTerr	AvgStart
03-30-25	Michigan Panthers	9	4 (2/2)	2	2	2	0	3	46
04-05-25	DC Defenders	10	4 (1/3)	3	1	2	1	2	41
04-12-25	Houston Roughnecks	8	3 (1/2)	2	2	2	0	1	40
04-18-25	Michigan Panthers	11	4 (4/0)	3	0	1	1	1	34
04-25-25	Birmingham Stallions	10	4 (2/2)	3	1	1	0	2	42
Totals		48	19 (10/9)	13	6	8	2	9	40
Percentages			39.6% (20.8% / 18.8%)	27.1%	12.5%	16.7%	4.2%	18.8%	

