



# ST LOUIS BATTLEHAWKS



4-2 (2-2)

Head Coach: Anthony Becht  
UFL Record: 11-5 (.688), 2nd Season  
XFL Record: 7-3 (.700), 2 Seasons  
Career Record: 18-8  
Head Coaching Exp: 3rd season

## GAME SEVEN

ST. LOUIS BATTLEHAWKS  
AT  
MEMPHIS SHOWBOATS

SUNDAY • MAY 11 • 2 PM CT  
ESPN/FOX SPORTS ON SIRIUS XM  
SIMMONS BANK LIBERTY STADIUM  
ST. LOUIS, MISSOURI



1-5 (1-4)

Interim Head Coach: Jim Turner  
UFL Record: 1-3, 1st Season

Career Record: 1-3  
Head Coaching Exp: 1st season

Series Notes: The St. Louis Battlehawks will travel to the Memphis Showboats at Simmons Bank Liberty Stadium at 2 p.m. CT on Sunday for the second-ever meeting with the the USFL Conference-opponent. The Battlehawks won over the Showboats in their first meeting last season during Week 4 at The Dome at America's Center, 32-17.

## ON THE ROAD AGAIN

The St. Louis Battlehawks return to the road for the third time this season, looking to add to their 8-7 all-time away record. St. Louis is 1-1 on the road this season, winning the season opener at Houston, 31-6, and then failing to the Arlington Renegades 30-15. This will be the Battlehawks' first time playing at Simmons Bank Liberty Stadium and first time playing the Showboats on the road. St. Louis hosted the first-ever match up between the teams last season.

The Battlehawks will travel for four away games throughout their 10-week schedule in 2025. St. Louis will return to the "Battledome" next for a Week 8 matchup against the Birmingham Stallions on Saturday, May 17 at 12 p.m. CT on FOX.

## MEMPHIS-ST. LOUIS CONNECTIONS

FS Qwynnterio Cole was born and raised in Memphis, TN. Cole attended East Memphis High School, previously of Memphis City Schools, down the road from Simmons Bank Liberty Stadium.

Cole joined the Battlehawks in 2024, finishing 2nd on the team with 57 tackles (10th in UFL) and 26 assisted tackles (T-5th in UFL). He currently leads the team with 40 tackles on the season and made the first interception of the 2025 season on Houston's first pass attempt of the season during Week 1.

## AROUND THE UFL - WEEK 7

Friday, May 9:	D.C. Defenders at San Antonio Brahmas (7 p.m. CT - FOX)
Saturday, May 3:	Michigan Panthers at Arlington Renegades (12 p.m. CT - FOX)
Sunday, May 4:	Houston Roughnecks at Birmingham Stallions (11 a.m. CT - ABC) <b>St. Louis Battlehawks at Memphis Showboats (2 p.m. CT - ESPN)</b>

## ST. LOUIS BATTLEHAWKS COMMUNICATIONS



Brian Stull  
Director of Team Communications  
brian.stull@uflbattlehawks.com



Jo Ganzer  
Communications Assistant  
Jo.Ganzer@uflbattlehawks.com

## 2025 SCHEDULE

1		HOUSTON ROUGHNECKS 3/28 AT TDECU STADIUM <b>W 31-6</b>	<b>FOX</b>
2		SAN ANTONIO BRAHMAS 4/6 AT THE DOME AT AMERICA'S CENTER <b>W 26-9</b>	<b>FS1</b>
3		D.C. DEFENDERS 4/13 AT THE DOME AT AMERICA'S CENTER <b>L 27-15</b>	<b>abc</b>
4		ARLINGTON RENEGADES 4/19 AT CHOCTAW STADIUM <b>L 30-15</b>	<b>abc</b>
5		MICHIGAN PANTHERS 4/26 AT THE DOME AT AMERICA'S CENTER <b>W 32-27</b>	<b>ESPN</b>
6		ARLINGTON RENEGADES 5/2 AT THE DOME AT AMERICA'S CENTER <b>W 12-6</b>	<b>FOX</b>
7		MEMPHIS SHOWBOATS AT SIMMONS BANK LIBERTY STADIUM Sunday, May 11, 2025 2 PM CT	<b>ESPN</b>
8		BIRMINGHAM STALLIONS AT THE DOME AT AMERICA'S CENTER Saturday, May 17, 2025 12 PM CT	<b>FOX</b>
9		SAN ANTONIO BRAHMAS AT THE DOME AT AMERICA'S CENTER Friday, May 23, 2025 7 PM CT	<b>FOX</b>
10		D.C. DEFENDERS AT AUDI FIELD Friday, May 30, 2025 7 PM CT	<b>FOX</b>



BATTLEHAWKS AT SHOWBOATS  
SUN. MAY 11 AT 2 PM CT ON ESPN

ROY PHILPOT - Play-by-Play  
RODDY JONES - Analyst  
COLE CUBELIC AND HARRY DOUGLAS - Sideline Reporters  
MIKE PEREIRA - Rules Analyst



ST. LOUIS BATTLEHAWKS BY THE NUMBERS					
171,825	2	193	226	5.5	17
Total attendance for the Battlehawks' 5 regular-season home games in 2024, good for a UFL-high average attendance of 34,365	Years between the publishing of "Memphis Blues" (1912) and "St. Louis Blues" (1914) by the Father of The Blues, WC. Handy.	Combined games of NFL experience on the Battlehawks active roster	Punt Return Yards by WR Jahcour Pearson to set a new Battlehawks Season Record and lead the UFL.	Sacks by DE Pita Taumopenu to lead the UFL and set a new Battlehawks season record.	Punt Returns by WR Jahcour Pearson so far this season, tying the Battlehawks season record set by Austin Proehl in 2023.

### GETTING THE BAND BACK TOGETHER

The Battlehawks have 31 players on their roster who were with the organization a year ago, including five players who were All-UFL honorees: WR Hakeem Butler, RB Jacob Saylor, OT Jaryd Jones-Smith and C Mike Panasiuk on offense; ILB Willie Harvey on defense.

Head Coach Anthony Becht is also back for a third season, with six members of his coaching staff returning. Wide Receivers Coach Phil McGeoghan will also be taking up the mantle of Offensive Coordinator. Defensive Coordinator Donnie Abraham, Defensive Line Coach La'Roi Glover, Linebackers Coach Chris Claiborne, Special Teams Coordinator and Running Backs Coach Kyle Caskey and Secondary Martin Bayless all return in their same roles.

They are joined by Offensive Line Coach Marc Colombo and Quarterbacks Coach Seneca Wallace. Colombo signed on as Offensive Coach after serving in the same role for the Dallas Cowboys and New York Giants. Colombo is also a former first round pick in 2002 by the Chicago Bears. Colombo played in nine NFL seasons with Chicago, Dallas, and the Miami Dolphins. Seneca Wallace will also join the staff, taking on the Quarterback Coach role. A fourth round selection by Seattle in the 2003 NFL Draft, Wallace spent ten seasons with the Seahawks, Cleveland Browns, and Green Bay Packers.

### TEACH ME HOW TO DUGGAN

QB Max Duggan finished the Week 6 contest against the Arlington Renegades with 49 rushing yards over 10 attempts and 7-19 (37%) pass completion rate for 93 yards, including a 37-yard rush, his longest since a 60-yard rush in the 2023 CFP National Championship game with TCU vs Georgia. His 37-yard scramble is the fourth longest rushing play in the UFL so far this season. Max's 30 yard pass to WR Hakeem Butler in the 2nd Quarter was the only touchdown reception from either team, making the score 6-0.

Duggan ranks 10th in the UFL with 183 rushing yards following Week 6 for an average of 4.9 yards per carry. He also is tied for the second most rushing touchdowns (2). He also holds the 9th most total offensive yards with 478.

When it comes to passing, Duggan's Week 5 67-yard pass to Butler remains the 2nd longest pass play in the UFL this season.

### POSTGAME PRESS CONFERENCE ZOOM LINK

Credentialed media wishing to participate in postgame press conferences may use the following link:

<https://fox.zoom.us/j/98747367643?pwd=akeWULK3FOO5mMBGoJcd78Gp1vDbEp.1>

Meeting ID: 987 4736 7643      Password: 379027

### OFFICIAL WATCH PARTIES

The Battlehawks may be on the road, but St. Louis fans can still gather to celebrate on gamedays at our official watch party locations. Join the Official Watch Parties for each away game with food and drink specials, games and giveaways!

- Ballpark Village: 601 Clark Ave, St. Louis, MO 63102
- Horseshoe St. Louis: 999 N 2nd St, St. Louis, MO 63102
- Hotshots Edwardsville:: 2511 IL-157, Edwardsville, IL 62025
- Hotshots Bridgeton: 12154 St Charles Rock Rd, Bridgeton, MO 63044
- Hotshots Webster Groves: 1239 S Laclede Station Rd, Webster Groves, MO 63119

### THE MAIN ATTRACTION

Battlehawks fans topped their own record in their 2024 home opener April 6 with a crowd of 40,317 at The Dome at America's Center for a 27-24 victory against the Arlington Renegades. The mark set the record for a modern professional spring football game, topping the 38,310 fans St. Louis drew for its 2023 home opener on March 12, 2023, in a 24-11 Week 4 win over Arlington.

The Battlehawks welcomed 171,825 fans through the gates at The Dome through their five regular-season home games in 2024 for a league-high average attendance of 34,365.

St. Louis holds the top eight attendance marks in a modern professional spring football league:

- 40,317 - April 6, 2024, Week 2 vs. Arlington
- 38,310 - March 12, 2023, Week 4 vs. Arlington
- 35,868 - March 18, 2023, Week 5 vs. D.C.
- 35,167 - April 8, 2023, Week 8 vs. Vegas
- 33,142 - April 16, 2023, Week 9 vs. Seattle
- 33,034 - April 22, 2023, Week 10 vs. Orlando
- 32,115 - April 6, 2025, Week 2 vs San Antonio
- 31,757 - April 20, 2024, Week 4 vs. Memphis

### GATE GIVEAWAYS

- May 17 – HATS OFF TO HEROES 10,000 Battlehawks Hero Flags (presented by Horseshoe St. Louis)
- May 23 – MO IS HOME (presented by Missouri Department of Tourism)



## WEEK 1 RECAP

The Battlehawks began their 2025 campaign with a 31-6 win over the Houston Roughnecks Friday at TDECU Stadium in Houston, Texas. The 25 point margin ties the largest margin of victory in Battlehawks history, matching Orlando in Week 10 of 2023. St. Louis recorded 460 total yards, the second most for a single game in UFL history, trailing Birmingham's 466 total yards at Memphis in Week 6 of 2024. The team also logged 273 rushing yards, a new UFL record, surpassing Birmingham's 213 in Week 5 of 2024 at Houston.

FS Qwynnterio Cole started the season off with an interception on the STL 44 from Houston's first pass attempt of the contest, spurring an explosive second possession by St. Louis. RB Jacob Saylor logged 37 of his 98 rushing yards over the possession, including a 21 yard rush on 2nd and 10 at the HOU 36. Saylor rushed for 4 yards to score the first Battlehawks touchdown of the 2025 season.

The Battlehawks entered halftime with an 18-0 lead on Houston, the second largest halftime lead in team history, behind only a 23-3 advantage over New York during Week 3 of the 2020 XFL season. St. Louis has held Houston scoreless in 6 of their last 8 quarters against them, including a scoreless first half in each of their last two meetings.

Head Coach Anthony Becht started off the 4th quarter by using his Super Challenge on QB Manny Wilkins' pass intended for WR Hakeem Butler which was called incomplete. St. Louis challenged for pass interference and the play was overturned, putting the ball on the 1-yard line for 1st and Goal. The Roughnecks lost their Super Challenge in the fourth quarter, challenging QB Nolan Henderson's incomplete pass intended for WR Emmanuel Butler. The call was upheld.

QB Max Duggan took over for Wilkins with 7:15 left in the fourth quarter. Duggan handed off the ball to RB Jarveon Howard on the second play of the possession, leading to a 74 yard rushing touchdown, the longest run in UFL history. Howard totaled 115 rushing yards on 13 attempts, a new Battlehawks single-game rushing record.

Houston scored its first and only touchdown of the contest with a 5-yard pass to WR Justin Hall in the fourth quarter. Following the touchdown, Houston elected to take the ball on 4th and 12 to retain possession. The four play drive resulted in a loss of 13 yards, turning the ball back over to St. Louis.

## WEEK 2 RECAP

The St. Louis Battlehawks took down the San Antonio Brahmas, 26-9, at the Dome at America's Center in front of 32,115 fans for the team's home opener. The Battlehawks (2-0) allowed fewer than 10 points for two consecutive weeks for the first time in franchise history and lead the league in total points scored with 57 points over the first two weeks. RB Jacob Saylor set the single-game team record and tied the UFL record with three rushing touchdowns, rushing for 46 yards over 11 attempts.

The Battlehawks controlled the first half of play behind a pair of rushing touchdowns by Saylor while outgaining the Brahmas (0-2) in the first 30 minutes of play 192-135. Saylor delivered the Battlehawks' first touchdown of the game on a 20-yard rush with 11:04 to play before halftime to complete a seven-play drive that covered 61 yards. He also rumbled five yards into the end zone for the ensuing two-point conversion to give St. Louis an 11-0 lead.

WR Gary Jennings Jr. hauled in the longest pass play of the season for St. Louis on a 58-yard reception from QB Manny Wilkins in the second quarter. Saylor then found the end zone again on a 1-yard rush with 3:21 left in the second quarter to run the Battlehawks' advantage to 17-0. The Battlehawks entered halftime with a 17-3 lead, following a field goal by Brahmas K Donald De La Haye as time expired on the first half.

In the 3rd quarter, Saylor went on to record his 3rd rushing touchdown of the contest with a 5-yard run to give the Battlehawks a 23-3 lead with 7:41 left in the third quarter. Saylor has scored a touchdown in five of his last six regular-season games played dating back to 2024 Week 7 at Birmingham. Saylor has four touchdowns this season and led the UFL with eight total touchdowns in 2024.

The team recorded 4.0 sacks to tie the franchise single-game record. LB Travis Feeney tallied his first sack of the season. Feeney and LB Pita Taumoepeu tied for the team lead with 5.0 sacks in 2024 while Feeney led the team in 2023. DT Austin Faoliu and FS Nate Meadors each notched the first sacks of their Battlehawks careers, as well.

The Battlehawks extended their regular-season home winning streak to seven games dating back to 2023 XFL Week 9 vs. Seattle and are 11-2 all-time in regular-season play at the Dome.



## WEEK 3 RECAP

The St. Louis Battlehawks fell to the D.C. Defenders, 27-15, at the Dome at America's Center in front of 30,014 fans for the team's first loss of the season. The Battlehawks (2-1) allowed 27 points, the most since Week 10 2023 vs Orlando.

Despite the loss, the Battlehawk's defense shined with a season-high 83 tackles (38 solo). St. Louis also produced seven pass breakups, three of which came from CB Chris Payton-Jones. WLB Olakunle Fatukasi and FS Nate Meadors each recorded a personal UFL game high. Fatukasi tallied nine tackles including three solo while Meadors tallied eight total tackles including five solo.

St. Louis started off the game by allowing 12 points in the first quarter, the most the team has allowed in the first quarter since 2023. D.C. accumulated a 62-yard touchdown reception and two field goals in the first quarter to make the score 12-0. The Defenders also picked up two turnovers with a fumble and interception from St. Louis QB Manny Wilkins in the first quarter.

The Battlehawks responded in the second quarter with a 32-yard touchdown reception Wilkins to WR Frank Darby on 3rd and 10 with 9:56 left on the clock in the first half, making the score 12-6. DB Kameron Kelly then picked up his first interception since Week 10 2024 vs San Antonio. K Rodrigo Blankenship went 2-2 on field goals to make the score 18-12 at the end of the first half.

CB Chris Payton-Jones picked up the second Battlehawks interception of the game for 9-yards, on D.C.'s first drive of the second half. That interception led to Blankenship's third field goal made. The 56-yarder set a new single-game career high for the kicker, beating out a 55-yard field goal from his time at The University of Georgia.

The Battlehawks snapped their regular-season home winning streak at seven games dating back to 2023 XFL Week 9 vs. Seattle and are 11-3 all-time in regular-season play at the Dome.

## WEEK 4 RECAP

The St. Louis Battlehawks fell to the Arlington Renegades, 30-15, at Choctaw Stadium in front of 9,614 fans. The defeat marked the first back-to-back losses in Battlehawks team history.

On the first drive of the contest, QB Manny Wilkins went down untouched while dropping back in the pocket, resulting in an Arlington fumble recovery and touchdown with a successful two-point conversion. Play was stopped following the Arlington touchdown and Wilkins was removed for an ankle injury with 12:25 left in the first quarter.

QB Max Duggan took the helm on the next drive, connecting at a 60% pass completion rate (6-10) for 48-yards and an interception through the first half. The team also racked up two fumbles in the first half, the second of which came from WR Blake Jackson's kick return leading to Arlington's second touchdown of the day.

St. Louis came back strong to start the second half, allowing Arlington only 17 yards over their first two drives. Arlington picked up a first down on their third drive, their first since the first quarter, before LB Willie Harvey recorded his first career interception for a 56-yard pick-six to make it a one-point game.

K Rodrigo Blankenship shined once again, going 3-3 in the contest, including two kicks over 50-yards. His first kick of the game was a 55-yarder, tying his 2nd longest career field goal from the University of Georgia and trailing his career-high 56-yard field goal from last week vs D.C.

Similarly, the Battlehawks Defense left their mark, allowing only 72 rushing yards and a 33% (4-12) third down conversion by Arlington. LB Chris Garrett recorded a sack during the fourth quarter, while DE Pita Taumopenu and DE Freedom Akinmoladun each added another sack in the following drive. Taumopenu leads the Battlehawks with 3.5 sacks on the season.

Despite the Battlehawks' efforts, Arlington picked up two more touchdowns, including a 100-yard pick-six from their own endzone with 33 seconds left on the clock, to lock in a 30-15 Arlington victory.



## WEEK 5 RECAP

The St. Louis Battlehawks triumphed over the Michigan Panthers, 32-27, at The Dome at America's Center in front of 30,406 fans. WR Hakeem Butler returned from injury to record two touchdown receptions, including a 67-yarder on his first reception of the season. QB Max Duggan recorded two rushing touchdowns to tie QB Manny Wilkins for the most by a Battlehawks quarterback in a single game.

The Battlehawks (3-2) scored first with a 44-yard field goal by K Rodrigo Blankenship after an eight play drive including 24 rushing yards by QB Max Duggan. The Panthers (3-2) responded with a 12-yard touchdown reception on the following drive to make the score 6-3. St. Louis' defense tallied 17 tackles through the first quarter with CB Nate Meadors recording four solo tackles.

FS Lukas Denis recorded his second sack of the season on the first drive of the second quarter, taking down Michigan QB Bryce Perkins for a 7-yard loss on 2nd and 10. Michigan was not able to get a first down to finish the drive causing a turnover by downs. The Battlehawks took advantage of the field position, scoring their first touchdown of the game on a 1-yard rush by QB Max Duggan. The team recorded four first downs and 43 rushing yards over nine plays to put St. Louis back in the lead, 9-6.

Following the two minute warning, SS Kameron Kelly recorded an interception off Michigan QB Danny Etling for 37 interception return yards, the most by a Battlehawk this season. QB Max Duggan followed it up with a pass to TE Jake Sutherland for 20-yards. Duggan then scored his second rushing touchdown with an 8-yard run. He then returned to Sutherland for a successful pass play to complete a two-point conversion making the score 17-6 entering half time.

St. Louis started the second half with the ball, recording 34-yards over nine plays leading to a 28-yard field goal by Blankenship to increase the Battlehawks lead to 20-6. Michigan returned the favor, scoring two touchdowns early in the second half to put Michigan back in the lead, 21-20. Their first came in the third quarter on a 20-yard reception from Perkins to WR Turner Malik, paired with a successful two point conversion pass to TE Cole Hikutini. The other was a 5-yard rush by RB Toa Taua to start the fourth quarter and a successful one point conversion by RB Nate McCrary.

WR Hakeem Butler then made his triumphant return to the Battledome, catching a pass from Duggan for a 67-yard touchdown on his first reception of the season to restore the Battlehawks lead, 26-21. Butler's reception is his longest since an 80-yard touchdown reception from the fourth quarter of Week 5 last season vs the Defenders. Michigan then rushed for a 4-yard touchdown by Taua. Hakeem, however, then followed that up with another 57-yard touchdown reception from WR Blake Jackson on a reverse play to increase the Battlehawks lead to 32-27 with 6:21 left on the clock. Michigan was unable to respond, being forced into a turnover on downs, returning the ball to St. Louis with 1:53 left in the game and cementing a Battlehawks victory.

## WEEK 6 RECAP

The St. Louis Battlehawks triumphed over the Arlington Renegades, 12-6, at The Dome at America's Center in front of 26,684 fans. The Battlehawks held the Renegades scoreless through the first three quarters and recorded three forced fumbles including a league single game high two from DE Pita Taumopenu.

The game started out with five penalties, two on St. Louis and three on Arlington, through the first drive of the contest, with the Battlehawks forcing the Renegades to third down four times. Arlington ended the drive with a missed 44-yard field goal after 12 plays.

On Arlington's next drive, DE Pita Taumopenu recorded a sack to force a fumble by Renegades QB Luis Perez, which was also recovered by Taumopenu. Arlington Head Coach Bob Stoops used his super challenge, arguing for roughing the passer. The call on the field was upheld and the ball was turned over to St. Louis. The Battlehawks started the second quarter on the resulting drive. St. Louis QB Max Duggan was sacked twice in back-to-back plays for a loss of 13 yards and forcing fourth down.

On St. Louis' sixth drive, Duggan scrambled for 37-yards before being tackled on the ARL 2. The Renegades were able to hold the Battlehawks off in the Red Zone, forcing a turnover on downs at the ARL 2 with 5:18 left in the first half. The Battlehawks' held Arlington within 6 yards of the Renegades endzone in the following drive, forcing a punt from the ARL 2.

St. Louis got the ball back on the ARL 34 after a 48-yard punt by Arlington P Marquette King and a 16-yard punt return by WR Jahcour Pearson. Duggan then threw a pass to WR Hakeem Butler for a 30-yard touchdown reception on the third play of the drive, making the score 6-0.

The Battlehawks continued their dominance on Arlington's next drive, forcing them into a turnover on downs once again after a sack by DT Isaiah Mack on fourth down with 00:54 left. K Rodrigo Blankenship came in for a successful 48-yard field goal making the score 9-0 as the clock hit zero in the first half.

St. Louis returned for the third quarter with CB Chris Payton-Jones intercepting the throw from Perez during Arlington's first drive of the second half. The Battlehawks continued to hold the Renegades scoreless through the rest of the third quarter despite Arlington holding the ball for 10:55.

Arlington scored their first points of the game on a 46-yard field goal from K Lucas Havrisik on the first play of the fourth quarter to finish off a 12 play drive and make the score 9-3. On the following St. Louis drive, Duggan fumbled the ball allowing a recovery by Arlington's CB Jamar Summers at the STL10. Arlington was forced into fourth down once again, bringing out Havrisik for a 26-yard field goal making the score 9-6.

St. Louis returned the favor on the next drive with a 53-yard field goal by Blankenship to extend his perfect kicking record to 14/14 on the season and increase the Battlehawks' lead to 12-6. Shortly after, SS Qwynnterio Cole forced a fumble from Arlington's WR JaVonta Payton that CB Nick Whiteside II then recovered to return the ball to the Battlehawks with 5:00 left in the contest. On the next Arlington drive, Taumopenu continued his strong showing by forcing another fumble by Perez with Chris Garrett recovering to cement a 12-6 Battlehawks win.



TRANSACTIONS

DATE	POS.PLAYER/COACH	TRANSACTION
April 11	QB Trae Self	Signed
April 11	WR Jerome Kapp	Signed
April 11	WR Sam Wiglusz	Waived
April 15	FS Avery Young	Signed
April 22	QB Brandon Silvers	Signed
May 5	WR Sam Wiglusz	Signed
May 5	WR Denzel Mims	Waived

TOTAL NUMBER: 7

RECENT TRANSACTIONS

WR Sam Wiglusz rejoined the Battlehawks this week after being waived earlier in the season. Wiglusz signed with the Los Angeles Rams as a UDFA prior to the 2024 season and was later re-signed to the practice squad. He walked on to play four seasons at Ohio State before transferring to Ohio where he was 2x First Team All-MAC.

In Wiglusz’s career at Ohio State, he played four seasons where he made three catches for 25 yards. In his first two seasons in 2019 and 2020, he combined to play in four games making one catch for 11 yards. During the 2021 season, Wiglusz played in six games notching two receptions for 14 yards before entering the transfer portal.

Wiglusz transferred to Ohio in 2022 and had 73 receptions for 877 yards and 11 touchdowns. The following season, Wiglusz finished the season bringing in 56 receptions for 660 yards and three touchdowns.

Offensive guard Abdul Beecham was placed on Injured Reserve on May 6.

ST LOUIS

BATTLEHAWKS

PHOTO OF THE WEEK



Arlington QB Luis Perez fumbles the ball after being hit by Pita Taumoepeenu of St. Louis Battlehawks in the first quarter of a game at The Dome at America’s Center on May 02, 2025 in St Louis, Missouri. (Photo by Jamie Squire/UFL/Getty Images). Taumoepeenu is the first UFL player to force two fumbles in a game. He also recorded 2 sacks on Perez to increase his season total to 5.5, leading the UFL and setting a new Battlehawks Season Record.

ST. LOUIS BATTLEHAWKS  
2025 TEAM LEADERS

Stat	Total	Player
Passing Yards	498	M. Wilkins
Rushing Yards	312*	J. Saylors
Receiving Yards	202	J. Saylors
Touchdowns	4*	J. Saylors
Tackles	40	Q. Cole
Sacks	5.5*	P. Taumoepeenu
Tackles For Loss	4.0	L. Denis
Forced Fumbles	2*	P. Taumoepeenu
Fumble Recoveries	1	3 Tied
Interceptions	2	K. Kelly/C. Payton-Jones
Made Field Goals	14*	R. Blankenship
Kick Return Yards	262	B. Jackson
Punt Return Yards	226*	J. Pearson
All-Purpose Yards	514	J. Saylors
* - Leads the UFL		



PICKING PITA

DE Pita Taumopenu became the first UFL player to force two fumbles in a game and only the second Battlehawk to do so. DT LaCale London forced two fumbles at Seattle during Week 2 of the 2023 XFL season.

Taumopenu recorded a sack to force a fumble by Renegades QB Luis Perez and recovered the fumble on Arlington's second drive of the game during Week 6 vs Arlington. He then forced another fumble by Perez to cement a 12-6 Battlehawks win with 2:00 left in the game.

Taumopenu also recorded two sacks on Arlington QB Luis Perez in the Week 6 showdown to increase his UFL leading total to 5.5 sacks on the season. This surpasses the previous season high of 5.0 sacks for a Battlehawk, set by Pita last season and LB Travis Feeney in both 2023 and 2024.

EASY “PEEZY”

WR Jahcour Pearson has returned a UFL-leading 17 punts for 226 yards to set a new Battlehawks season record and surpass 2024 San Antonio's Marquez Stevenson (223) for second with the most individual punt return yards in a season by a UFL player. Pearson trails only Amari Rodgers (281 yards) of the 2024 Brahmas.

“Peezy” has led the league in punt return yards for five consecutive weeks. He also holds the fourth longest punt return of the season at 26 yards from Week 1 at HOU.

HAKEEM THE DREAM

WR Hakeem Butler has recorded three touchdowns on his only three receptions of the season, two during Week 5 and one during Week 6. Butler's three touchdowns are tied for the most receiving touchdowns in the UFL with D.C.'s Chris Rowland.

During Week 6, Butler caught a 30-yard touchdown reception from QB Max Duggan for the only touchdown from either team in the game. The first of Week 5's touchdown receptions came from a pass from QB Max Duggan for a 67-yard score on his first reception of the season and the second longest pass play in the UFL this year. His second was a 57-yard touchdown reception from WR Blake Jackson on a reverse play. Butler totaled 124 receiving yards, the third most in a single game in the UFL so far and the most by a Battlehawk this season. He also the only UFL player to have multiple touchdown receptions in a single game this season.

THE STARS OF THE SHOW

The Battlehawks defense continues to dominate through Week 6 of the 2025 UFL season. The team has allowed the third fewest total opposing offensive yards (1558) and the third fewest points against (105). They also have allowed the second fewest yards per reception (10.5 yards) and the second lowest pass completion percentage (56.8%).

The team ranks third in passes defended (37) with CB Chris Payton-Jones tied for the third most (10) and Kameron Kelly tied for seventh (6) in the league. Included in those passes defended are 29 breakups, the 3rd most of any team.

The Battlehawks lead the league in interceptions with 8 so far this season and are tied for the most takeaways having accumulated 11 through six weeks of play. LB Willie Harvey's 56 yard interception return for a touchdown from Week 4 currently ranks as the fifth longest interception return in the UFL while CB Chris Payton-Jones' 31 yard pick and return from Week 3 vs D.C. ranks 6th.

SS Kameron Kelly and Chris Payton-Jones have both tallied two interceptions, tying them with 3 others for the 2nd most interceptions (2) on the season. St. Louis also has the 2nd most interception return yards (141).

PUNT IT LIKE ITS HOT

P Sterling Hofrichter has recorded the 2nd fewest punts in the UFL this season (18). Despite this, Hofrichter ranks first in punting average (48.7 yards) and has the 5th longest punt of the season (63 yards). His punting average of 57 yards in Week 5 vs MICH set a new 2025 UFL single game punting average.

RESPECT THE SPECS

K Rodrigo Blankenship has recorded a perfect 14/14 field goals made so far this season. He is the only kicker in the UFL to be successful on each attempt this season.

His third quarter 56-yarder vs D.C. during Week 3 set a personal single-game high and is the longest field goal by any kicker this season. The following week at Arlington, he kicked a 55-yard field goal to also tie San Antonio's Donald De La Haye for the second longest field goal.

WEEK 7 DEPTH CHART			
ST. LOUIS BATTLEHAWKS OFFENSE			
QB	14 Max Duggan	18 Brandon Silvers	13 Trae Self
LT	75 Jaryd Jones-Smith	69 Ryan Coll	
LG	74 Steven Gonzalez		
C	61 Mike Panasiuk	54 Dohnovan West	
RG	62 Abdul Beecham	76 Cole Spencer	
RT	70 Bradley Ashmore		
RB	15 Jacob Saylor	41 Jarveon Howard	25 Kevon Latulas
TE	84 Jake Sutherland	87 Chase Allen	
WR	88 Hakeem Butler	# Sam Wiglusz	
WR	1 Jahcour Pearson	8 Blake Jackson	
WR	2 Frank Darby	12 Gary Jennings	85 Jerome Kapp
ST. LOUIS BATTLEHAWKS DEFENSE			
OLB	56 Travis Feeny	26 Carson Wells	
DE	99 Austin Faoliu	92 Phil Hoskins	
NT	98 Freedom Akinmoladun	90 Kyler Baugh	
DE	93 T.J. Pesefea	97 Isaiah Mack	
OLB	7 Pita Taumoepenu	48 Chris Garrett	
MLB	27 Mike Rose	59 Callahan O'Reilly	
WLB	51 Willie Harvey		
CB	3 Chris Payton-Jones	6 Myles Sims	
FS	4 Kameron Kelly	23 Lukas Denis	20 Avery Young
SS	32 Qwynnterio Cole	22 Nate Meadors	
CB	24 Myles Jones	10 Nick Whiteside	
ST. LOUIS BATTLEHAWKS SPECIAL TEAMS			
P	16 Sterling Hofrichter		
PK	28 Rodrigo Blankenship		
H	16 Sterling Hofrichter		
LS	47 Alex Matheson		
KR	12 Gary Jennings Jr.	15 Jacob Saylor	
PR	1 Jahcour Pearson	8 Blake Jackson	



## WHAT MAKES US RULE

The UFL is using innovative rules during the 2025 season to deliver an exciting, fast-paced game.

The UFL has adopted the XFL's points after-touchdown options. Kickoffs will resemble the USFL's more traditional-style play, with a modification moving the kickoff line back to the 20-yard line.

Slight modifications have been made to the rules that overlapped, including alternate possession options in the fourth quarter. Both leagues implemented opportunities in 2023 for teams that are trailing or if the scores are tied. In 2024, the UFL offered a 4th-and-12 from the 28-yard line.

- **Points After Touchdown** - Teams will have three scrimmage play (run/pass) options following a touchdown:

2-yard line = 1 point for a successful try  
5-yard line = 2 points for a successful try  
10-yard line = 3 points for a successful try

- **Kickoffs** - Kickoffs will now start from the 30-yard line. The 10 remaining players on the kickoff team will line up at the receiving team's 40-yard line. The receiving team's set up zone will stretch from its 35-yard line to the 30-yard line and must have at least nine players in that zone. The landing zone will be from the receiving team's 20-yard line to the goal line. The ball must reach the landing zone or it will be spotted at the 40-yard line.
- **Other Kicking/Touchback Rules** - There will be two touchback spots: the 35-yard-line for balls kicked into the end zone and the 20-yard line for balls that hit in the landing zone and then enter the endzone. Onside kicks have been eliminated. The kickoff team will be able to retain possession of the ball with a fourth down and 12-yard scrimmage play from its own 28-yard line.
- **Alternate Possession Option** - While onside kicks are allowed at any time during the game, teams will have an alternate option to retain possession in the fourth quarter. If a team is tied or behind during the fourth quarter, it may elect to retain possession after a score with a 4th-and-12 from its own 28-yard line.
- **Two Forward Passes** - Teams will be allowed, as they were in both leagues last season, to throw two forward passes on one play. The ball cannot cross the line of scrimmage at any time prior to the second forward pass being thrown.
- **Catch Definition** - A completed catch or interception is defined as a player securing control of the ball prior to the ball touching the ground; and touching the ground inbounds with both feet or with any part of his body other than his hands.
- **Defensive Pass Interference** - Defensive pass interference will result in a 15-yard penalty or a spot foul if the foul occurred less than 15 yards downfield. Intentional defensive pass interference will result in a spot foul if it is beyond 15 yards downfield.
- **Replay Reviews** - Designated members of the officiating department may stop a game at any time before the ball is next legally put in play to review a play if the play is reviewable, there is reasonable evidence to believe an error was made in the initial ruling and it would have a direct, competitive impact on the game. These reviews will be made from a secure location separate from the site of the game. Any call or non-call related to player safety is also subject to review at any point during the game, as well as any officiating ruling in the last five minutes of the

fourth quarter or overtime that is obviously incorrect and will have a significant impact on the outcome of the game.

- **Coach Challenges** - Each coach may challenge any ruling, including fouls or potential fouls, provided the team has a timeout remaining. A successful challenge will not result in a loss of a timeout, while the timeout is lost if the challenge is unsuccessful. Each head coach will earn a second challenge if the first challenge is successful.
- **Overtime** - Overtime will consist of alternating attempts to score from the opponent's 5-yard line with no kicks allowed. It will be a best-of-three format or until a winner has been determined.

## HOW WE GOT HERE

The UFL announced its arrival Dec. 31, 2023, as a new spring football league formed from the XFL and USFL. The eight UFL teams are divided into conferences that represent the two former leagues.

### XFL Conference

- St. Louis Battlehawks
- Arlington Renegades
- D.C. Defenders
- San Antonio Brahmas

**XFL**  
CONFERENCE

### USFL Conference

- Birmingham Stallions
- Houston Roughnecks
- Memphis Showboats
- Michigan Panthers

**USFL**  
CONFERENCE

The UFL then held a Dispersal Draft from Jan. 5-15, 2024, for the teams to acquire players from teams in the former leagues.

The Battlehawks have embarked on their fourth season of spring football. They were a member of the 2020 edition of the XFL that ceased operations after five games because of the COVID-19 pandemic, and they returned in 2023 to go 7-3, tying for the second-best record in the league and lead the XFL in attendance with 175,121 fans across five home games.

## CHAMPIONSHIP DOME

On April 13, 2025, the UFL announced the site as the host of the UFL Championship Game for a second consecutive year. The Championship Game presented by Underdog will be played at 7 p.m. CT on June 14, 2025. The game is scheduled to be broadcast on ABC and will feature the winners of the XFL and USFL conferences.

The Battlehawks will hold their six home games at The Dome at America's Center. The dome will feature new LED lighting and a new \$1 million turf system that is lighter and rolls up quicker.

The Dome was constructed in 1995 and hosted NFL games from 1995-2015. The Battlehawks are 10-3 franchise history at The Dome, including postseason games. They also hold the top 12 attendance marks in modern professional spring football history, highlighted by a record 40,317 fans at their 2024 home opener April 6 in a 27-24 win over the Arlington Renegades. St. Louis led the way in attendance in both the XFL in 2023 and UFL in 2024, averaging more than 34,000 fans per game each year.

A multi-purpose facility that has hosted a wide variety of events in its nearly three decades, The Dome also hosted the Battlehawks during the 2020 season. The team won both of its home games that season.



BUILDING THE BATTLEHAWKS

The Battlehawks compiled their 2025 roster through various means. 29 players in the organization are players from the 2024 team that went 7-3. 14 players will return for their third year with the Battlehawks. Two players, Nate Meadors and Lukas Denis, will rejoin the team after spending 2024 in the NFL. 18 players are new to the organization.

- The Battlehawks will enter the season with five players who earned All-UFL honors in 2024 as well as the 2024 UFL Offensive Player of the Year Hakeem Butler and Special Teams Player of the Year Chris Garrett.
- St. Louis kept five of its 12 selections from the 2024 UFL Dispersal Draft that was held Jan. 5-15, 2024. Four of those selections were former Seattle Sea Dragons (Cole, Jackson, Payton-Jones and Pearson), while C Dohnovan West played for the Vegas Vipers in 2023.
- Two of the Battlehawks' eight selections from the 2024 UFL Super Dispersal Draft on Jan. 15, 2024, made the final roster. OG Abdul Beecham played for the XFL's Orlando Guardians and S Kameron Kelly played for the XFL's San Antonio Brahmas.

FRANCHISE FIRSTS

STAT	FIRST
Team Win	15-9 d. Dallas Renegades 2/09/20
Home Win	29-9 d. New York Guardians 2/29/20
Road Win	15-9 d. Dallas Renegades 2/09/20
OFFENSE	
Play	Matt Jones, 5-yard run vs. Renegades 2/09/20
Completion	Jordan Ta'amu-Brandon Reilly 19 yards vs. Renegades 2/09/20
Rush	Matt Jones, 5-yard run vs. Renegades 2/09/20
1st Down	Matt Jones, 10-yard run vs. Renegades 2/09/20
Points	Taylor Russolino, 48-yard field goal vs. Renegades 2/09/20
Touchdown	Keith Ford, 16-yard run vs. Renegades 2/09/20
Rushing TD	Keith Ford, 16-yard run vs. Renegades 2/09/20
Passing TD	Jordan Ta'amu-Alonzo Russell, 9 yards vs. Renegades 2/09/20
Extra Point	Jordan Ta'amu to De'Mornay Pierson-El (double forward pass) to Alonzo Russell, 2pt conversion vs. Guardians 2/29/20
DEFENSE	
Tackle	Will Hill vs. Renegades 2/09/20
Sack	Dewayne Hendrix, 2-yard loss vs. Renegades 2/09/20
Interception	Will Hill, vs. Renegades 2/09/20
SPECIAL TEAMS	
Kickoff	Taylor Russolino, touchback vs. Renegades 2/09/20
Field Goal	Taylor Russolino, 48 yards vs. Renegades 2/09/20
Punt	Marquette King, vs. Renegades 2/09/20
Kick Return	Keith Mumphrey, 25 yards vs. Renegades 2/09/20
Kickoff Return-TD	Joe Powell, 84 yards vs. Guardians 2/23/20
Punt Return	De'Mornay Pierson-El, vs. Renegades 2/09/20
Tackle	Gimel President/Dewayne Hendrix, vs. Renegades 2/09/20

BATTLEHAWKS ORIGINS

2025 UFL Free Agency (18)

WR Frank Darby	FS Lukas Denis
CB Nick Whiteside	K Rodrigo Blankenship
WR Denzel Mims	LB Olakunle Fatukasi
WR Gary Jennings	RB Jarveon Howard
QB Max Duggan	LB Chris Garrett
CB Nate Meadors	OT Ryan Coll
DT Kyler Baugh	OG Cole Spencer
DT Phil Hoskins	WR Sam Wiglusz
DT Isaiah Mack	TE Chase Allen

2025 UFL College Draft (4)

OT Brad Ashmore	CB Myles Jones
QB Chevan Cordeiro	CB Myles Sims

2024 UFL Dispersal Draft (5)

WR Blake Jackson	DB Qwynnterio Cole
WR Jahcour Pearson	DB Chris Payton-Jones
C Dohnovan West	

2024 UFL Super Dispersal Draft (2)

OG Abdul Beecham	S Kameron Kelly
------------------	-----------------

2024 UFL Free Agency (6)

RB Jacob Saylor	LB Callahan O'Reilly
DT Austin Faoliu	DT T.J. Pesefea
RB Kevon Latulas	LB Pita Taumoeponu

2022 XFL Draft (7)

OG Steven Gonzalez	LB Willie Harvey
P Sterling Hofrichter	LB Mike Rose
OT Jaryd Jones-Smith	DB Brandon Sebastian
TE Jake Sutherland	

2023 XFL Supplemental Draft (6)

OT Juwann Bushell-Beatty	DE Freedom Akinmoladun
WR Hakeem Butler	LB Travis Feeney
LS Alex Matheson	LB Carson Wells

2023 XFL Free Agency (2)

C Mike Panasiuk	QB Manny Wilkins
-----------------	------------------

PRONUNCIATION GUIDE

Freedom AKINMOLADUN.....	AA-kinn-MOO-lah-dune
Anthony BECHT.....	Bek-t
Juwann BUSHELL-BEATTY .....	bush-ell-Bait-ee
QWYNNTERRIO Cole.....	Quin-tare-ee-oh
CHEVAN Cordeiro .....	Chev-von
Max DUGGAN .....	Dug-inn
Ryan COLL.....	Cole
Austin FAOLIU .....	Fah-loo
OLAKUNLE FATUKASI .....	Oh-la-koon-lay Fah-tu-kah-zee
LA'ROI Glover .....	Lah-ROY
Sterling HOFRICHTER.....	HOFF-rick-ter
JARVEON Howard.....	Jar-vee-on
KEVON LATULAS .....	key-VON luh-TOO-liss
Phil McGEOGHAN.....	muh-GAY-gehn
Nate MEADORS .....	Meh-dors
Mike PANASIUK .....	pah-nah-shook
JAHCOUR Pearson.....	Juh-core
T.J. PESEFEA .....	peh-suh-FAY-uh
Pita TAUMOEPEU .....	Dow-muy-pay-nu



<div><div><div><div></div></div><div>UFL</div></div><div>2025 STANDINGS</div></div>							
XFL CONFERENCE	OVERALL RECORD	VS. XFL	VS. USFL	HOME	ROAD	PF	PA
1. D.C. Defenders	4-2	2-1	2-1	2-1	2-1	131	133
2. St. Louis Battlehawks	4-2	2-2	2-0	3-1	1-1	131	105
3. Arlington Renegades	3-3	2-2	1-1	3-1	0-2	122	92
4. San Antonio Brahmas	1-5	1-2	0-3	0-1	1-4	71	156
USFL CONFERENCE	OVERALL RECORD	VS. XFL	VS. USFL	HOME	ROAD	PF	PA
1. Birmingham Stallions	4-2	2-1	2-1	2-1	2-1	111	82
2. Michigan Panthers	4-2	2-1	2-1	3-1	1-1	156	111
3. Houston Roughnecks	3-3	1-2	2-1	1-2	2-1	97	105
4. Memphis Showboats	1-5	0-1	1-4	0-2	1-3	94	129

INDIVIDUAL GAME HIGHS		
STAT	TOT	PLAYER
PASSING YARDS	189	M. Wilkins (Wk. 1 at HOU)
RUSHING YARDS	115	J. Howard (Wk. 1 at HOU)
RUSHING ATTEMPTS	20	J. Saylor (Wk. 4 at ARL)
RECEIVING YARDS	124	H. Butler (Wk. 5 vs MICH)
RECEPTIONS	7	J. Saylor (Wk. 3 vs D.C.)
PASS TD	1	M. Wilkins (Wk. 3 vs D.C.)
RUSH TD	3	J. Saylor (Wk. 2 vs SA)
RECEIVING TD	2	H. Butler (Wk. 5 vs MICH)
TACKLES	9	4 Tied
SOLO TACKLES	5	2 Tied
TACKLES FOR LOSS	2	2 Tied
SACKS	2	P. Taumoepeu (2 times)
INTERCEPTIONS	1	8 Tied
FORCED FUMBLES	2	P. Taumoepeu (Wk. 6 vs ARL)
FUMBLE RECOVERIES	1	3 Tied
PUNT RETURN YDS	53	J. Pearson (Wk. 4 at ARL)
KICK RETURN YDS	85	G. Jennings (Wk. 3 vs D.C.)
FIELD GOALS	3	R. Blankenship (2 times)

TEAM SINGLE-GAME HIGHS/LOWS									
STAT	TEAM HIGH		TEAM LOW		STAT	OPPONENT HIGH		OPPONENT LOW	
Points Scored	32	Week 5 vs MICH	12	Week 6 vs ARL	Points Scored	30	Week 4 at ARL	6	2x Last: Week 6 vs ARL
Pass Completions	25	Week 5 vs MICH	7	Week 6 vs ARL	Pass Completions	25	Week 5 vs MICH	12	Week 1 at HOU
Passing Yards	189	Week 1 at HOU	34	Week 4 at ARL	Passing Yards	287	Week 5 vs MICH	76	Week 1 at HOU
Rush Attempts	41	Week 1 at HOU	16	Week 3 vs D.C.	Rush Attempts	32	Week 3 vs D.C.	16	Week 1 at HOU
Rushing Yards	273	Week 1 at HOU	61	Week 3 vs D.C.	Rushing Yards	126	Week 3 vs D.C.	73	Week 4 at ARL
Total Yards	460	Week 1 at HOU	156	Week 4 at ARL	Total Yards	400	Week 5 vs MICH	170	Week 1 at HOU
Total Plays	64	Week 1 at HOU	42	Week 5 vs MICH	Total Plays	69	Week 3 vs D.C.	48	Week 1 at HOU
Touchdowns	4	2x Last: Week 5 vs MICH	1	3x Last: Week 6 vs ARL	Touchdowns	4	2x Last: Week 5 vs MICH	0	Week 6 vs ARL
Field Goals	3	2x Last: Week 4 at ARL	2	4x Last: Week 6 vs ARL	Field Goals	3	Week 3 vs D.C.	0	3x Last: Week 5 vs MICH
First Downs	24	Week 1 at HOU	7	Week 3 vs D.C.	First Downs	23	Week 5 vs MICH	11	2x last: Week 2 vs SA
3rd Down Conversions	8	2x last: Week 2 vs SA	3	2x Last: Week 6 vs ARL	3rd Down Conversions	7	2x Last: Week 5 vs MICH	4	Week 4 at ARL
4th Down Conversions	1	Week 4 at ARL	0	5x last: Week 6 vs ARL	4th Down Conversions	1	2x Last: Week 5 vs MICH	0	4x last: Week 6 vs ARL
Punts	5	Week 6 vs ARL	0	Week 1 at HOU	Punts	7	Week 4 at ARL	1	Week 5 vs MICH
Penalties	7	Week 3 vs D.C.	3	Week 5 vs MICH	Penalties	11	Week 6 vs ARL	3	Week 1 at HOU
Sacks	4.0	Week 2 at SA	0	Week 3 vs D.C.	Sacks	6.0	Week 4 at ARL	1.0	2x last: Week 2 vs SA
Tackles for Loss	5	3x Last: Week 6 vs ARL	2	Week 5 vs MICH	Tackles for Loss	9	Week 3 vs D.C.	3	Week 1 at HOU
Fumble Recoveries	3	Week 6 vs ARL	0	5x Last: Week 5 vs MICH	Fumble Recoveries	2	Week 4 at ARL	0	2x last: Week 2 vs SA
Interceptions	2	2x last: Week 3 vs D.C.	1	4x Last: Week 6 vs ARL	Interceptions	3	Week 3 vs D.C.	0	2x last: Week 2 vs SA
Takeaways	4	Week 6 vs ARL	1	2x Last: Week 4 at ARL	Takeaways	4	2x Last: Week 4 at ARL	0	2x last: Week 2 vs SA
Time of Possession	35:53	Week 2 at SA	24:03	Week 3 vs D.C.	Time of Possession	35:57	Week 3 vs D.C.	24:07	Week 2 vs SA



INDIVIDUAL FRANCHISE RECORDS

STAT	RECORD
SINGLE GAME	
Passing TDs	6 - A.J. McCarron vs. Orlando, 4/22/23
Rushing TDs	3 - Jacob Saylor vs. San Antonio, 4/6/25
Receiving TDs	2 - Six instances; Hakeem Butler vs MICH 4/26/25
Completions	35 - A.J. McCarron vs. Memphis, 4/20/24
Passing Yards	420 - A.J. McCarron vs. Orlando, 4/22/23
Rushes	21 - Matt Jones at Dallas, 2/9/20
Rushing Yards	115 - Jarveon Howard at Houston, 3/28/25
Receptions	10 - Jahcour Pearson vs. Memphis, 4/20/24
Receiving Yards	164 - Hakeem Butler vs. Orlando, 4/22/23
Tackles	16 - Terrance Garvin at D.C., 3/8/20
Solo Tackles	9 - Will Hill at D.C., 3/8/20
Tackles For Loss	3 - Lavert Hill vs. Orlando, 4/22/23
Sacks	2.0 - Four instances; last: Pita Taumoepeanu at Houston, 3/28/25
Interceptions	2 - Two instances; last: Brandon Sebastian vs. Orlando, 4/22/23
Forced Fumbles	2 - Two instances; last: Pita Taumoepeanu vs Arlington, 5/2/25
Fumble Recoveries	2 - Two instances; last: Ben DeLuca at D.C., 3/5/23
Field Goals	4 - Andre Szmyt at D.C., 4/28/24
Longest Field Goal	61 yards - Andre Szmyt at Birmingham, 5/11/24
Kick Returns	5 - Six instances; last: Darrius Shepherd at San Antonio, 4/14/24
Kick Return Yards	190 - Darrius Shepherd at D.C., 3/5/23
Longest Kick Return	84 yards - Joe Powell vs. New York, 2/23/20
Punt Returns	5 - De'Mornay Pierson-El at Houston, 2/16/20
Punt Return Yards	53 - Jahcour Pearson at Arlington, 4/13/25
Longest Punt Return	32 - Darrius Shepherd at San Antonio, 4/14/24
SEASON	
Passing TDs	24 - A.J. McCarron, 2023
Rushing TDs	5 - Jacob Saylor, 2024
Receiving TDs	8 - Hakeem Butler, 2023
Completions	203 - A.J. McCarron, 2023
Passing Yards	2,150 - A.J. McCarron, 2023
Rushes	94 - Jacob Saylor, 2024
Rushing Yards	461 - Jacob Saylor, 2024
Receptions	51 - Hakeem Butler, 2023
Receiving Yards	652 - Hakeem Butler, 2024
Tackles	78 - Willie Harvey, 2024
Solo Tackles	43 - Willie Harvey, 2024
Tackles For Loss	9 - Willie Harvey, 2024/Travis Feeney, 2023
Sacks	5.5 - Pita Taumoepeanu, 2025
Interceptions	3 - Kameron Kelly, 2024/Brandon Sebastian, 2023
Forced Fumbles	3 - Travis Feeney, 2023
Fumble Recoveries	2 - Three players tied, 2023
Field Goals Made	19 - Andre Szmyt, 2024
Kick Returns	37 - Darrius Shepherd, 2023
Kick Return Yards	907 - Darrius Shepherd, 2023
Punt Returns	17 - Austin Proehl, 2023/Jahcour Pearson, 2025
Punt Return Yards	226 - Jahcour Pearson, 2025

UFL/XFL TIMELINE

- April 10, 2020
- XFL 2.0 ceases operations
- August 3, 2020
- Dany Garcia, Dwayne Johnson and RedBird Capital acquire the XFL
- November 8, 2021
- Russ Brandon is hired as XFL President
- April 13, 2022
- Anthony Becht is announced as one of the eight XFL head coaches for the 2023 season
- July 24, 2022
- The XFL announces St. Louis as one of the eight host cities for the 2023 season and that Anthony Becht will be the head coach
- October 31, 2022
- The new logo and graphics for the St. Louis Battlehawks are unveiled
- February 19, 2023
- St. Louis Battlehawks kickoff at San Antonio to begin the 2023 XFL season, winning with a last minute score on 4th and 15.
- December 31, 2023
- The UFL announces the merger of the XFL and USFL to create an eight-team league in 2024
- January 5-15, 2024
- The UFL holds a three-phase Dispersal Draft for teams to acquire players who were on teams that did not join the UFL
- March 30, 2024
- St. Louis Battlehawks kickoff at Michigan to begin the 2024 UFL Season
- April 6, 2024
- St. Louis Battlehawks break the modern spring football attendance record at their home opener with 40,317 fans in attendance
- March 28, 2025
- St. Louis Battlehawks kickoff at Houston to begin the 2025 UFL Season





## HEAD COACH ANTHONY BECHT

St. Louis Battlehawks Head Coach Anthony Becht returns for his third season after leading the team to a 7-3 record and the XFL Conference playoff game last year. In 2023, the Battlehawks also finished 7-3, which was tied for the second-best record in the XFL.

Selected in the first round (27th overall) by the New York Jets in the 2000 NFL Draft, Becht played 11 seasons at tight end in the NFL, also spending time with Tampa Bay, St. Louis, Arizona, and Kansas City. From 2000 to 2010, he played in 152 consecutive games - the third longest streak in the NFL over that time period behind only Brett Favre and Peyton Manning.

Following his playing career, Becht worked as a college football analyst for ESPN and hosted the New York Jets pregame show before being promoted to their radio color analyst in 2024. He also coached Tight Ends in the NFLPA Collegiate Bowl before accepting the same position with the San Diego Fleet of the Alliance of American Football in 2018.

A graduate of West Virginia, Becht was inducted into the school's Hall of Fame in 2024. He received the John Russell Award and was named the Mountaineer's Most Valuable Player in 1999. Becht also served as a Trust Captain for the NFLPA Trust from 2015-20 and remains Legends Community Southeast Coordinator.

## GENERAL MANAGER DAVE BOLLER

Dave Boller, entering his third season with the St. Louis Battlehawks, brings 19 years of NFL front office and scouting experience to the role of General Manager. The former Assistant Pro Director for the Detroit Lions, Boller also worked as a scout for the St. Louis Rams, Philadelphia Eagles, Tampa Bay Buccaneers, and New York Jets.

In 2019, he served as General Manager for the San Diego Fleet in the AAF. In the collegiate ranks, Boller transitioned from Director of Recruiting Operations to Director of Player Personnel at Syracuse after previously working in recruiting at Louisville. A graduate of Arizona State, Boller began his athletics career as the Director of Operations for the Sun Devils in 1985.



## ST. LOUIS BATTLEHAWKS COACHING STAFF

### PHIL McGEOGHAN OFFENSIVE COORDINATOR/WIDE RECEIVERS



- Returns to the Battlehawks after joining the team as wide receivers coach in 2024.
- Coached wide receivers for the Dolphins (2012-15), Bills (2017) and Chargers (2018-2020).
- Most recently was the wide receivers coach for the University of Colorado Buffaloes in 2022.
- Played in four NFL seasons that included stints with the Jets, Broncos, Saints and Raiders.
- Was a two-time All-American track athlete at Maine, and also recorded the fourth-most receptions in the football program's history.

### DONNIE ABRAHAM DEFENSIVE COORDINATOR



- Returns for a third season as the Defensive Coordinator for the Battlehawks.
- Drafted by Tampa Bay in the 3rd round of the 1996 NFL Draft, played defensive back for the Buccaneers and New York Jets.
- In nine NFL seasons, he had 442 tackles and 38 interceptions.
- Named to the Pro Bowl in 2000.
- Coached defensive backs at Illinois in 2017 and for the Orlando Apollos in 2019.

### KYLE CASKEY SPECIAL TEAMS COORDINATOR/RUNNING BACKS



- Joins the Battlehawks for this second season with the team after coaching in the NFL for more than a decade.
- Was a running backs coach with Cincinnati and Detroit, while also spending time with Jacksonville.
- Won the 1998 Big 12 Championship with Texas A&M as a player.
- Also a track and field athlete at Texas A&M, earned All-Big 12 honors in the discus in 2000.

### MARTIN BAYLESS SECONDARY



- Returns to the team for his second season.
- Played 13 seasons in the NFL with the Bills, Chargers, Chiefs and Redskins.
- Selected in the fourth round of the 1984 NFL Draft by the St. Louis Cardinals.
- Worked in the Bills front office after his playing career.
- Coached in the NFL with Carolina, Oakland, Houston, Minnesota, Denver, Arizona and Indianapolis.
- Was the Special Teams Coordinator for the XFL Los Angeles Wildcats in 2020.

### MARC COLOMBO OFFENSIVE LINE



- Joining the Battlehawks for this first season as offensive line coach.
- Served in the same role with the Dallas Cowboys and New York Giants.
- Former first round pick in 2002 by the Chicago Bears, Colombo played in nine NFL seasons with Chicago, Dallas, and the Miami Dolphins.

### CHRIS CLAIBORNE LINEBACKERS



- Returns to the Battlehawks for a third season after joining the team as linebackers coach in Week 3 of the 2023 season.
- An All-American at USC, won the Butkus Award in 1998 before being a first round draft pick of the Lions in 1999.
- Played in 8 NFL seasons with Detroit, Minnesota, St. Louis, NY Giants, and Jacksonville Jaguars.
- Spent two seasons as the Linebackers Coach at Arizona State.
- Offensive Quality Control Analyst for USC 2020-21.

### SENECA WALLACE QUARTERBACKS



- Joins the Battlehawks for his first season.
- A fourth round selection (110th overall) by Seattle in the 2003 NFL Draft.
- Spent ten seasons with the Seattle Seahawks, Cleveland Browns, Green Bay Packers, New Orleans Saints, and San Francisco 49ers.
- Spent 2020 as a coaching assistant with the Dallas Cowboys.

### LA'ROI GLOVER DEFENSIVE LINE




- Returns to the Battlehawks for a third season.
- Previously was Assistant Defensive Line Coach for the LA Chargers and New York Jets.
- Inducted into the San Diego State Hall of Fame in 2010 and New Orleans Saints Hall of Fame in 2013.
- In 2023, Glover returned to NFL training camp as part of the Bill Walsh Diversity Coaching Fellowship with the Saints.
- Has 14 years of high school and college coaching experience.
- Played 13 years in the NFL, including six straight Pro Bowls.
- Named to the 2000s NFL All-Decade Team.

## FOOTBALL OPS/STAFF



TODD HEWITT  
EQUIPMENT MANAGER



ERIC AVILA  
ATHLETIC TRAINER

Andrew Williams - Assistant Equipment Manager  
Miyah Walker - Asst Athletic Trainer  
Ryan Schwerzler - Asst Athletic Trainer  
Patrick Austin - Director of Team Operations

Brendan Taylor - Video Manager  
Chris Pirolo - Assistant Video Manager  
Tom Swoboda - Video Assistant  
Sean Hayes - Strength Coach



## JAHOUR PEARSON

WR



26 • 5-7 • 178

Hometown:  
Fort Lauderdale, FL

College:  
Mississippi

1

- Tied Austin Proehl's (17, 2023) franchise season high punt returns during Week 6 vs ARL.
- Set a new Battlehawks season record with 226 punt return yards during Week 6 vs ARL.
- Leads the UFL in punt return yards with 179 yards following Week 5 vs MICH.
- Set a single-game franchise record with 49 punt return yards during Week 2 vs SA.
- Led the team with 6 catches for 83 yards in Week 1 2025.
- Set a franchise record with 10 catches in his Battlehawks debut in Week 4 vs. Memphis in 2024 to go with 70 receiving yards and a touchdown.
- Activated from IR on April 15, 2024 (right knee injury).
- Acquired with the 2nd overall selection in the 2024 UFL Dispersal Draft.

## FRANK DARBY

WR



27 • 5-1 • 200

Hometown:  
Jersey City, NJ

College:  
Arizona State

2

- Caught a 35-yard pass from QB Manny Wilkins for the first touchdown reception of the season.
- Had 2 receptions for 32 yards in Week 1.
- Signed with the Battlehawks on Feb. 12, 2025.
- Selected by the Atlanta Falcons in the sixth round of the 2021 NFL Draft.
- Appeared in 16 games over three seasons with two receptions for 29 yards.
- Signed with San Francisco 49ers in July of 2024.
- Caught 67 passes for 1317 yards and 13 touchdowns at Arizona State.

## CHRIS PAYTON-JONES

CB



28 • 6-0 • 230

Hometown:  
Jacksonville, FL


College:  
Nebraska

3

- 2nd most passes defended (8) in the league after Week 5.
- Leads the UFL with 7 Passes Defended after Week 3 (6 breakups, 1 interception).
- Had 3 solo tackles in Week 1.
- Talled three tackles (2 solo) in the 2024 XFL Conference Championship vs. San Antonio.
- Had five pass breakups last season, which ranked T-2nd on the team.
- Was T-3rd on the team with one forced fumble in 2024.
- Ranked T-2nd on the team with 31 solo tackles, 6th with 37 total tackles and T-8th with 2 tackles for loss in 2024.
- Had a season-high five solo tackles in Week 5 at D.C last season.
- Acquired by St. Louis in the 2024 UFL Dispersal Draft.

## KAMERON KELLY

DB



27 • 6-2 • 205

Hometown:  
Round Rock, TX

College:  
San Diego State

4

- T-2nd in interceptions (2) in the UFL after Week 5.
- Picked off his first interception of the 2025 season vs D.C. in Week 3.
- Caught an interception, his 3rd in the last 4 games, and had 3 tackles (1 solo) in the 2024 XFL Conference Championship vs. San Antonio.
- Made his third interception of the season in Week 10 2024 vs. San Antonio to tie CB Brandon Sebastian (3 in 2023) for the franchise single-season record and the most in the UFL in 2024.
- Ranked 4th on the team with 44 tackles and 27 solo tackles, and was T-2nd with 5 pass breakups last season.
- Recovered his 1st fumble of 2024 in Week 9 at Arlington.
- Led the Battlehawks with a team-high seven tackles (2

## MANNY WILKINS

QB



28 • 6-2 • 193

Hometown:  
Novato, CA


College:  
Arizona State

5

- Exited the game Week 4 with an ankle injury and will not return this season.
- Led the UFL with 638 Total Offensive Yards following Week 3 vs D.C.
- Threw a 35 yard pass for the first passing touchdown of the 2025 season in Week 3.
- Set a personal record with 189 passing yards Week 1 at HOU.
- Recorded two rushing touchdowns in Week 1 at HOU.
- Made two starts (3 games played), going a combined 27-for-50 with 305 passing yards, one touchdown and three interceptions last season.
- Also rushed for 141 yards and three touchdowns on 24 carries in 2024.

## PITA TAUMOEPEU

DE



30 • 6-2 • 250

Hometown:  
Euliss, TX

College:  
Utah

7

- Talled 5.5 sacks through the first six weeks of play to break the Battlehawks season high record.
- Recorded 2 forced fumbles Week 6 vs ARL to set a single-game UFL record.
- Recovered a fumble and scored a touchdown to go with one tackle in the 2024 XFL Conference Championship vs. SA.
- Finished T-1st on the team with 5.0 sacks (T-6th in UFL) with LB Travis Feeney last season; also tied Feeney (5.0 in 2023) for the franchise single-season sacks record.
- Ranked 3rd on the team with 5.0 tackles for loss (T-11th in UFL) in 2024.
- Named the 2023 XFL Defensive Player of the Year.

## BLAKE JACKSON

WR



30 • 5-11 • 200

Hometown:  
Houston, TX

College:  
Mary Hardin-Baylor

8

- Threw a 57-yard pass for a touchdown reception Week 5, the third longest Battlehawks pass of 2025.
- Recorded a 41 yard kick return, the third longest in the UFL following Week 4.
- Leads the Battlehawks with 111 kick return yards after Week 3 vs D.C.
- Led the UFL with 33.2 yards-per-kick return (min. 2 returns) with 199 yards in eight returns in 2024.
- Returned the opening kickoff a career-high 58 yards in Week 5 2024 at D.C., finishing the game with a 114 kick return yards on three returns (38.0 yards-per-return).
- Acquired by the Battlehawks in the 2024 UFL Dispersal Draft.

## CHEVAN CORDEIRO

QB



25 • 6-1 • 200

Hometown:  
Honolulu, HI

College:  
San Jose State

9

- Signed with the Battlehawks on Dec. 19, 2024.
- Signed with the Seattle Seahawks as a UDFA prior to the 2023 season, saw action in 1 game and was later placed on the practice squad.
- Selected by St. Louis in 2024 UFL Draft in July.
- All-time Mountain West leader in touchdowns responsible for (113), total yardage (13,811), and completions (971).
- Started 21 games at Hawaii before transferring to San Jose State before 2022 season.

## NICK WHITESIDE

CB



24 • 6-1 • 200

Hometown:  
Auburn Hills, MI

College:  
Saginaw Valley

10

- Recovered a fumble during Week 6 vs ARL to tie for the team lead.
- Recorded 3 solo tackles at HOU in Week 1.
- Signed with the Battlehawks on Dec. 3, 2024.
- Signed with the Washington Commanders as a UDFA prior to the 2023 season, was later placed on the practice squad. Elevated to active roster and played Week 17.
- Two-time All-American at Saginaw Valley, made 131 tackles with 26 pass breakups and 12 interceptions in 43 games for the Cardinals.



## GARY JENNINGS

WR



28 • 6-1 • 216

Hometown:  
Stafford, VACollege:  
West Virginia

12

- His 58-yard reception was the second longest pass play in the UFL following Week 4.
- Hauled in the longest pass play of the season for St. Louis on a 58-yard reception from Wilkins during Week 2.
- Signed with the Battlehawks on March 6, 2024.
- Played the 2024 season with the Birmingham Stallions.
- Signed with the Battlehawks for the 2023 season.
- Caught a 64-yard touchdown pass from P Sterling Hofrichter on a fake punt in the 4th quarter of week 8 vs. Vegas, voted by the fans as the 2023 XFL Play of the year.
- Ranked 3rd on the team with 13.5 years/reception.
- Topped all XFL Players in 2023 with a 22.20 maximum speed as tracked by Catapult.

## TRAE SELF

QB



25 • 6-3 • 200

Hometown:  
North Richland Hills, TXCollege:  
Stephen F. Austin

13

- Signed with the Battlehawks on April 11.
- Completed 801 passes for 10,336 yards and 74 touchdowns in 43 games in four seasons at Stephen F. Austin
- Also rushed for 636 yards and 15 touchdowns
- Started in all 12 games in 2021 and led the Lumberjacks to the postseason for the first time since 2014.

## MAX DUGGAN

QB



24 • 6-1 • 207

Hometown:  
Council Bluffs, IowaCollege:  
TCU

14

- Duggan is 10th in rushing with 183 yards after Week 6.
- Completed 9-12 (75%) passes for 124 yards Week 5 vs Michigan. He also recorded two rushing touchdowns to tie for the most by a Battlehawks quarterback in a single game.
- Finished Week 4 at ARL with 42 rushing yards over 10 attempts and 8-16 pass completion rate for 78 yards.
- Signed with the Battlehawks on Dec. 19, 2024.
- Selected by the Los Angeles Chargers in the seventh round of 2023 NFL Draft.
- Spent season on the Chargers practice squad, active for two games.
- Runner-up for the Heisman Trophy in 2022 after helping lead TCU to victory in the Fiesta Bowl and into the CFP National Championship.

## JACOB SAYLORS

RB



24 • 5-10 • 199


Hometown:  
Jasper, TNCollege:  
East Tennessee State

15

- Leads UFL in rushing yards 312 and rushing TDs (4) following Week 6.
- Set a franchise record with three rushing touchdowns in a single game and tied the UFL record for total non-passing touchdowns in a game during Week 2.
- Had a 21 yard rush during the 1st quarter.
- Signed with the New York Giants and later Cleveland Browns after the 2024 season.
- Named to the All-UFL Team Offense on June 5.
- Had a team-high 14 rushes and 79 rushing yards along with one catch for 12 yards in the 2024 XFL Conference Championship vs. San Antonio.
- Set franchise single-season records for rushes (94) and rushing yards (461) after running for a game-high 50 yards on 12 carries in Week 10 2024 vs. San Antonio.

## STERLING HOFRICHTER

P



27 • 5-10 • 196

Hometown:  
Tampa, FLCollege:  
Syracuse

16

- Leads UFL in Punting Avg 48.7 after Week 6 vs ARL.
- Ranks third in the UFL with 48.2 average punting yards and has the fewest punts (11) following Week 4.
- Averaged 46.0 yards on five punts, landing one inside the opponent's 20 yard line during the 2024 XFL Conference Championship vs. San Antonio.
- Ranked 2nd in the UFL with 11 punts that pinned an opponent inside its own 20 yard line, surpassing his total of 8 such punts during the 2023 XFL season.
- Booted a season-long, 63-yard punt in Week 9 2024 at Arlington, the longest of his professional career.
- Registered his first touchback in his 16th game with the Battlehawks in Week 6 2024 vs. Houston.
- Led all UFL punters with 3 punts inside the 20 yard line and averaged 42.2 yards on 5 punts in Week 1 2024

## BRANDON SILVERS

QB



24 • 6-3 • 188

Hometown:  
Pensacola, FLCollege:  
Troy

18

- Spent 2024 season with St. Louis and re-signed on April 21st.
- Started eight games for Houston in the XFL in 2023, throwing for 1,551 yards and 13 touchdowns with a 59.5 completion percentage.
- Was the starting QB for Seattle in the 2020 XFL.
- Spent time in the New York Jets organization in 2019.
- Was invited to New Orleans Saints rookie minicamp in 2018 after going undrafted in the 2018 NFL Draft.
- Played collegiately at Troy from 2014-17, setting an NCAA freshman record with a 70.5 completion rate in 2014.
- Finished his college career with a 27-21 record in 48 games while passing for 10,677 yards and 71 touchdowns.

## MYLES SIMS

CB



24 • 6-3 • 188

Hometown:  
Atlanta, GACollege:  
Georgia Tech

19

- Has 5 tackles in 3 games this season.
- Signed with the Battlehawks on Aug. 23, 2024.
- Selected by St. Louis in 2024 UFL College Draft in July.
- Started 26 games for Georgia Tech with 136 tackles and 2 interceptions.
- Ran a 4.45 40-yard dash at Pro Day.

## AVERY YOUNG

FS



25 • 5-11 • 198


Hometown:  
Coatesville, PACollege:  
Rutgers

20

- Signed with the Battlehawks on Oct. 26, 2024
- Spent time 2023 training camps with San Francisco 49ers and Tampa Bay Buccaneers
- Signed with the Hamilton Tiger-Cats (CFL) in 2024
- 2x Honorable Mention All-Big 10 and 2022 team captain for Rutgers
- Recorded 326 tackles in 57 games with 3 sacks and 3 interceptions, and also returned 35 punts for 146 yards for Scarlet Knights

## NATE MEADORS

CB



27 • 6-0 • 192

Hometown:  
San Bernardino, CACollege:  
UCLA

22

- Recorded a personal UFL game high with eight total tackles including five solo during Week 3 vs D.C.
- Notched the first sack of his Battlehawks career during Week 2 vs SA.
- Signed with the Battlehawks on Dec. 9, 2024.
- Signed with Cleveland Browns and then Pittsburgh Steelers after playing 2023 season with Battlehawks.
- Started 8 of 9 games with St. Louis, recording 37 tackles and 2 interceptions.
- Originally signed as UDFA with Minnesota Vikings in 2019 and spent time on active and practice squad for two seasons.
- Also spent time with Jacksonville, Philadelphia, Cleveland, New York Giants, and Tennessee Titans before a second tour with Browns.



## LUKAS DENIS

S



27 • 5'11 • 191


Hometown:  
Everett, MACollege:  
Boston College

23

- Recorded his second sack of the season Week 5 vs MICH.
- Had an interception in Week 1 at HOU.
- Signed with the Battlehawks on Dec. 6, 2024.
- Second stint with St. Louis after 37 tackles and 2 interceptions with Battlehawks in 2023.
- Signed to Atlanta Falcons practice squad after 2023 XFL season, Futures contract 2024.
- 2017 Walter Camp All-American at Boston College.

## MYLES JONES

CB



26 • 6-3 • 190

Hometown:  
Magnolia, TXCollege:  
Duke

24

- Has 6.0 tackles in four games this season.
- Signed with the Battlehawks on Dec. 5, 2024.
- Signed as UDFA with New York Jets in 2023.
- Played 208 snaps for Duke in 2023 with 7 tackles and a pair of interceptions.
- 124 tackles, 29 pass break ups, and 4 interceptions for Texas A&M before transferring.

## KEVON LATULAS

RB



24 • 5-10 • 195


Hometown:  
Port Arthur, TXCollege:  
Missouri State

25

- Carried the ball 5 times for 12 yards in Week 2.
- Made three tackles (all solo) in the 2024 XFL Conference Championship vs. San Antonio.
- Signed with the Battlehawks as a free agent on April 29, 2024.
- Was selected by St. Louis in the June 2023 XFL Rookie Draft and spent time with the team in training camp.

## CARSON WELLS

OLB



25 • 6-3 • 241

Hometown:  
Bushnell, FLCollege:  
Colorado

26

- Has 12.0 tackles in four games this season.
- Registered a season-high six tackles (5 solo) in the 2024 XFL Conference Championship vs. San Antonio.
- Ranked 4th on the team with 2.0 sacks last season, and was T-4th on the team with 3.0 tackles for loss in 2024.
- Ranked 2nd on the Battlehawks in 2023 with 45 total tackles and 7 tackles for loss, and was 3rd with 3.5 sacks.
- Appeared in two preseason games with New England in 2023, making four tackles.
- Signed with the Cincinnati Bengals as a UDFA in 2022.
- Played in the 2022 East-West Shrine Bowl.
- Finished college career at Colorado with 38 tackles for loss, tying for eighth-most in program history.

## MIKE ROSE

MLB



23 • 6-4 • 243


Hometown:  
Brecksville, OHCollege:  
Iowa State

27

- Has 28 tackles (2 TFL) in six games.
- Recorded the first forced fumble for the Battlehawks 2025 season during Week 4 at Arlington.
- Signed to New Orleans Saints for training camp following the 2024 UFL season.
- Finished 3rd on the team with 45 tackles, 4th with 20 assisted tackles and 5th with 25 solo tackles in 2024.
- Ranked 2nd on the team (T-5th in UFL) with two interceptions last season.
- Missed weeks 2, 3 and 7 last season because of injury.
- Tallied a team-high 11 tackles (5 solo), including his 1st tackle for loss of the season in Week 5 2024 at D.C.
- Ranked 6th on the Battlehawks with 35 tackles and T-6th with four tackles for loss in 2023.

## RODRIGO BLANKENSHIP

K



28 • 6-1 • 190

Hometown:  
Marietta, GACollege:  
Georgia

28

- Leads UFL in FGM and FG pct, 14-14, after Week 6.
- Leads the UFL with 1,416 kickoff yards after Week 4.
- Kicked a 56-yarder to set a new single-game career high for the kicker during Week 3 vs D.C.
- Went 2-2 on his field goal attempts for the second straight week during Week 2 vs SA.
- Signed with the Battlehawks on Dec. 5, 2024.
- Signed as UDFA and spent first three NFL seasons with Indianapolis Colts.
- Also spent time with Arizona Cardinals and Tampa Bay Buccaneers.
- Converted 47-56 field goal attempts with a career-long of 53 yards/ 54-58 extra points.
- Won the Lou Groza Award as nation's top place kicker after 2019 season at Georgia.

## QWYNNTERRIO COLE

FS



25 • 6-0 • 203

Hometown:  
Memphis, TNCollege:  
Louisville

32

- Leads the Battlehawks with 40 total tackles this season.
- Made the first interception of the 2025 season.
- Had 4 total tackles Week 1 at HOU.
- Had seven tackles (5 solo) in the 2024 XFL Conference Championship vs. San Antonio.
- Did not play in Week 10 2024 vs. San Antonio because of injury.
- Finished 2nd on the team with 57 tackles (10th in UFL) and 26 assisted tackles (T-5th in UFL) in 2024.
- Ranked T-4th on the team with 31 solo tackles, T-4th with 3 tackles for loss and T-3rd with 4 pass breakups in 2024.
- Made his 2nd interception last season (T-2nd on the team) and tied for the team lead with 7 tackles (5 solo) in Week 8 2024 vs. D.C.

## OLAKUNLE FATUKASI

LB



25 • 6-1 • 234

Hometown:  
Far Rockaway, NYCollege:  
Rutgers

33

- Recorded a personal UFL game high nine tackles including three solo in Week 3 vs D.C.
- Signed with the Battlehawks on Dec. 4, 2024.
- Signed as UFA and played in 14 games with Tampa Bay in 2022 before being waived and being signed to the Denver Broncos practice squad.
- Also spent time with New England, Kansas City, before signing to Los Angeles Rams practice squad in 2023 and Futures contract in 2024.

## BRANDON SEBASTIAN

CB



25 • 6-0 • 182

Hometown:  
West Haven, CTCollege:  
Boston College

38

- Joined the IR list Week 4.
- Made his first interception of the season during Week 2 vs SA.
- Made a season-high 5 solo tackles in Week 7 2024 at Birmingham, which also tied his career high while with St. Louis.
- Tallied his first tackle for loss of the year in Week 6 2024 vs. HOU
- Made his 1st interception of the season in Week 5 2024 at D.C.
- Was tied for the team lead last season with 4 pass breakups (T-6th in UFL) through the first seven weeks.
- Had a game-high 2 pass breakups in Week 4 2024 vs. MEM
- Re-signed with the Battlehawks for the 2024 season



## JARVEON HOWARD

RB



25 • 5-10 • 219

Hometown:  
High Point, N.C.College:  
Alcorn State

41

- Ranked third in rushing average (5.19) after Week 4.
- Set the team record for most rushing yards with 115 in Week 1 at HOU.
- Recorded a 74 yard rush in Week 1 at HOU.
- Signed with the Battlehawks on Dec. 6, 2024.
- Signed as UDFA in May 2024, spent time in training camp with Green Bay Packers.
- Scored 17 touchdowns and rushed for 1428 yards in two seasons at Alcorn State.
- Played two seasons at Syracuse before transferring to Alcorn State.

## ALEX MATHESON

LONGSNAPPER



29 • 6-5 • 252


Hometown:  
Sun Prairie, WICollege:  
Cal Lutheran

47

- Appeared in all 11 games combined in the 2024 regular season and the XFL Conference Championship vs. San Antonio.
- Returned to the Battlehawks for the 2024 season after joining the Los Angeles Rams practice squad in December 2023.
- Participated in 2022 rookie minicamp with the Baltimore Ravens.
- Spent three years at Minnesota State University, Mankato from 2013-15.
- Played in 11 games for Concordia University, St. Paul in 2019 and six games with Cal Lutheran in 2021.
- Was a member of the Sun Prairie (WI) High School swim team for three years, competed in the 50- and 100-meter freestyle.

## CHRIS GARRETT

LB



25 • 6-4 • 245


Hometown:  
Milwaukee, WICollege:  
Concordia - St. Paul

48

- Has 13 tackles (2 TFL), a sack and a fumble recovery in 3 games.
- Named the 2024 UFL Special Teams Player of the Year
- Tied for UFL lead with two forced fumbles last season.
- Blocked punts in Week 5 2024 at D.C. and again in Week 7 2024 at BHM.
- Ranked 9th on the Battlehawks with 26 total tackles and 17 solo tackles last season.
- Spent 2024 training camp with the Arizona Cardinals.
- Selected by the Los Angeles Rams in the seventh round (252nd overall) of the 2021 NFL Draft and was part of the Super Bowl LVI championship.
- Spent time on the practice squad with both the Minnesota Vikings and Seattle Seahawks.
- Set the NCAA Division II record with 15 forced fumbles

## WILLIE HARVEY

LB



28 • 5-11 • 229


Hometown:  
Hastings, FLCollege:  
Iowa State

51

- Tallied a team-high 7 tackles for loss Week 5.
- Recorded his first career interception with a 56-yard TD return in Week 4 at ARL. It stands as the fourth longest interception return in the UFL this season.
- Signed with the Dallas Cowboys for 2024 training camp.
- Named to the All-UFL Team Defense on June 5, 2024.
- Finished the 2024 regular season with a UFL-best 78 total tackles, breaking the franchise single-season record of 59 he set in 2023.
- Led the UFL in 2024 with 35 assisted tackles, was T-1st with 2 forced fumbles and T-2nd with 9 tackles for loss.
- Led the team with 43 solo tackles in 2024 (4th in UFL), the most in a single season by a Battlehawks player.
- Had a team-high 6 pass breakups (T-5th in UFL).

## DOHNOVAN WEST

C



23 • 6-3 • 309


Hometown:  
Los Angeles, CACollege:  
Arizona State

54

- Started at Right Guard in Week 3 and 4.
- Played in the 2024 XFL Conference Championship vs. San Antonio.
- Appeared in nine games during the 2024 regular season.
- Selected by St. Louis in the 2024 UFL Dispersal Draft in January.
- Played in all 10 games (7 starts) for the Vegas Vipers of the XFL in 2023.
- Signed with San Francisco as a free agent in 2022 and appeared in three preseason games with the 49ers.
- Played at Arizona State from 2019-21 and started 23 games for the Sun Devils.

## TRAVIS FEENEY

LB



31 • 6-4 • 240

Hometown:  
Richmond, CACollege:  
Washington

56

- Recorded his first sack of the season in Week 2 vs SA.
- Had 5 sacks in 2024, tied with LB Pita Taumoepeu for the most on the team (T-6th in UFL) and match his team record of 5.0 sacks in 2023.
- Also had five tackles for loss last season (T-5th UFL).
- Tied for 5th on the team with 39 total tackles, was 6th with 22 solo tackles and T-5th with 17 assisted tackles in 2024.
- Selected by the Pittsburgh Steelers in the sixth round of the 2016 NFL Draft and later signed to the team's practice squad.
- Signed to the New Orleans Saints practice squad in December of 2016.
- Played for the Tampa Bay Bandits of the USFL in 2022.
- Spent two seasons ('20-'21) with the Toronto Argonauts of the CFL.

## CALLAHAN O'REILLY

ILB



25 • 6-2 • 230


Hometown:  
Bozeman, MTCollege:  
Montana State

59

- Recorded eight total tackles (four solo) Week 4.
- Was placed on Injured Reserve on April 25, 2024.
- Was T-3rd on the team with 20 total tackles and 11 solo tackles through the first four weeks of the 2024 season before his injury.
- Had a career-high 12 tackles and tied for the team lead with 6 solo tackles in Week 3 2024 at San Antonio.
- Accounted for seven tackles (5 solo), 1.0 sack and 2.0 tackles for loss in his first game played for the Battlehawks in Week 2 2024 vs. Arlington.
- Signed with the Battlehawks as a free agent after attending minicamp with Chicago Bears in 2023.
- Played at Montana State from 2017-21.
- Named 2022 First Team All-Big Sky and Third Team All-American (FCS Stats Perform).

## MIKE PANASIUK

C



26 • 6-4 • 300


Hometown:  
Roselle, ILCollege:  
Michigan State

61

- Has started every game this season at Center
- Signed with the Indianapolis Colts after the 2024 UFL season
- Named to 2024 All-UFL Team Offense
- Started all 10 games and XFL Conference Championship for St. Louis in 2024
- Earned 2023 All-XFL Team Offense honors with St. Louis
- Signed with the Las Vegas Raiders in 2020. Also spent time on Carolina Panthers practice squad.
- Played at Michigan State from 2016-19, totaling 100 tackles, 18 tackles for loss, four sacks, and two interceptions.

## ABDUL BEECHAM

OG



27 • 6-2 • 321

Hometown:  
West Point, NYCollege:  
Kansas State

62

- Joined the IR list on May 5.
- Has started each game this season at Right Guard, except Week 3 & 4 (finger)
- Appeared in two games, both starts, in 2024 (Week 6 vs. Houston and Week 9 at Arlington).
- Selected by the Battlehawks in the 2024 UFL Super Dispersal Draft in January.
- Played for the Orlando Guardians of the XFL in 2023 and started all 10 games.
- Played for the Pittsburgh Maulers in the USFL in 2022.
- Appeared in one 2019 preseason game each with the Kansas City Chiefs and Los Angeles Rams after signed with Kansas City as a UDFA earlier that year.
- Played college ball at Kansas State from 2016-18 and played in 33 games (29 starts).



## RYAN COLL

OT



24 • 6-5 • 324


Hometown:  
Gainesville, VACollege:  
Richmond

69

- Signed with the Battlehawks on March 6, 2025.
- August 2024, Signed with the Indianapolis Colts.
- Signed with the Atlanta Falcons on April 2024 as an UDFA
- Named to the third-team FCS All-American team, as well as another first-team All-CAA nomination in 2023.
- In 2022 named second-team FCS All-American and first-team All-CAA honors.

## BRAD ASHMORE

OT



22 • 6-6 • 304

Hometown:  
Neptune Beach, FLCollege:  
Vanderbilt

70

- Started Week 6 at Right Tackle.
- Stepped in at Right Tackle in Week 5 vs MICH after Juwann Bushell-Beatty left due to injury.
- Signed with the Battlehawks on Oct. 3, 2024.
- Attended mini-camp with Miami Dolphins.
- Team captain and started 37 of 40 games for the Commodores.
- Played 1506 snaps at right tackle and 518 at right guard over last three seasons.

## JUWANN BUSHELL-BEATTY

OT



27 • 6-5 • 318


Hometown:  
Paramus, NJCollege:  
Michigan

73

- Has started every game except Week 6 at Right Tackle.
- Started nine of the 10 games in 2024; did not play in Week 6 vs. Houston because of injury.
- Returned for his second season with the Battlehawks after starting all 10 games in 2023.
- Played for the Tampa Bay Bandits of the USFL in 2022 and Ottawa of the CFL in 2021.
- Signed with Washington as a UDFA in 2019; also spent time with Carolina and Dallas, playing in all four preseason games (1 start) for the Cowboys.
- Drafted by the Battlehawks in 2019 XFL Draft before being traded to the Houston Roughnecks.
- Appeared in 33 games for Michigan from 2015-18, including 18 starts his final two years.

## STEVEN GONZALEZ

OG



27 • 6-4 • 341

Hometown:  
Union City, NJCollege:  
Penn State

74

- Has started every game this season at Left Guard.
- Started all 10 games in 2024 and the XFL Conference Championship vs. San Antonio.
- Was the top-rated LG in the 2024 UFL by Pro Football Focus for Week 2, Week 8 and Week 10.
- Re-signed with the Battlehawks after starting all 10 games and earning All-XFL Team Offense honors in 2023.
- Spent time in NFL camp with Arizona, Buffalo and the New York Jets.
- Was an All-Big 10 selection from 2017-19 at Penn State.
- Was a history major, but nearly finished with a second degree in rehabilitation and human services.
- Has worked at his high school, Union City (NJ), trying to inspire kids and was a Lift for Life Co-Captain.

## JARYD JONES-SMITH

OT



28 • 6-7 • 295

Hometown:  
Camden, NJCollege:  
Pittsburgh

75

- Has started every game at Left Tackle this season.
- Rejoined the Battlehawks for a second season in 2024 after starting eight games and being named to the All-XFL Team Offense in 2023.
- Signed to the Washington Commanders practice squad in 2023 and played in three preseason games.
- Played with the Las Vegas Raiders in 2020 and Baltimore Ravens in 2021, appearing in three games both seasons.
- Also spent time on the practice squad with Las Vegas, San Francisco and Baltimore from 2019-22.
- Acted in the short film "Kidnapped," which was based in Philadelphia.

## COLE SPENCER

OG



25 • 6-4 • 305

Hometown:  
Louisville, KYCollege:  
Texas Tech

76

- Signed with the Battlehawks on Jan. 17, 2025.
- Signed as UDFA with the Tennessee Titans and was later placed on the practice squad.
- Played one season at Texas Tech after 44 starts over five seasons at Western Kentucky
- Ran 4.89 40-yard dash and posted a 30.5" vertical at his pro day.

## SAM WIGLUSZ

WR



25 • 5-11 • 191


Hometown:  
Brecksville, OHCollege:  
Ohio

82

- Re-signed with the Battlehawks May 5, 2024.
- Was active Week 2 vs SA.
- Signed with the Los Angeles Rams as a UDFA prior to the 2024 season and was later re-signed to the practice squad
- 2x First Team All-MAC at Ohio
- Walked on and played four seasons at Ohio State before transferring to Ohio.

## JAKE SUTHERLAND

TE



28 • 6-4 • 247


Hometown:  
Ortonville, MICollege:  
Morehead State

84

- Caught a 20-yard pass Week 5 vs MICH, his longest reception of the season and longest since Week 1 of last season at MICH.
- Has a catch in each of the first two games this season.
- Was the only UFL player with multiple 1- and 2-point conversions for the season (two of each) and was T-1st in the league with a team-high four total extra-point conversions in 2024.
- Had 10 catches for 97 yards in 2024; his 9.7 yards-per-catch ranked 5th on the team.
- Made his 2nd touchdown catch of the season in Week 4 2024 vs. Memphis; ranked T-4th on the team with 2 TD catches.
- Had three catches, including a touchdown, for 45 yards, the most in his Battlehawks career, in Week 1 at Michigan

## JEROME KAPP

WR



24 • 6-1 • 191

Hometown:  
Scranton, PACollege:  
Kutztown

85

- Has five tackles in four games on special teams.
- Resigned with the Battlehawks on April 11.
- Did not play in Week 10 or the XFL Conference Championship vs. San Antonio because of injury in 2024.
- Made at least one tackle in 7 of the final 8 games while primarily playing on the special teams unit last season.
- Had nine total tackles (4 solo) last year.
- Recovered his first fumble of the season on a muffed punt in Week 7 2024 at Birmingham.
- Joined St. Louis as a free agent in January 2024.
- Signed with the New York Jets in 2023 as an undrafted free agent and appeared in all four preseason games.
- Played college ball at Kutztown from 2019-22, racking up 2,190 receiving yards and 22 touchdowns across three seasons.



## CHASE ALLEN

TE



27 • 6-6 • 247

Hometown:  
Nixa, MOCollege:  
Iowa State

87

- Has 2 catches for 11 yards in 5 games.
- Signed with the Battlehawks on Nov. 6, 2024.
- Signed with Chicago as a UDFA prior to the 2022 season. Waived during final roster cuts, then signed to the Bears practice squad.
- 4X Second Team All-Big 12.

## HAKEEM BUTLER

WR



28 • 6-6 • 220


Hometown:  
Baltimore, MDCollege:  
Iowa State

88

- Is tied for most receiving TDs with 3 following Week 6 vs ARL.
- Logged two touchdown receptions Week 5 vs MICH.
- Caught a 67-yard touchdown on his first reception of the season vs MICH.
- Missed Weeks 2-4 with hamstring injury.
- Signed with the Cincinnati Bengals following the 2024 UFL season.
- Named to the All-UFL Team Offense on June 5, 2024 and named the UFL Offensive Player of the Year on June 7, 2024.
- Made a team-high six catches for a team-high 59 yards in the 2024 XFL Conference Championship vs. San Antonio.

## KYLER BAUGH

DT



23 • 6-2 • 302

Hometown:  
Talihina, OKCollege:  
Minnesota

90

- Signed with the Battlehawks on Jan. 31, 2025.
- Signed with the New Orleans Saints as a UDFA after the 2024 NFL Draft.
- Also spent time in New York Giants training camp.
- Signed to the Atlanta Falcons practice squad in December of 2024.
- Played in 26 games at Minnesota and made 77 tackles with 4 sacks for the Gophers.

## PHIL HOSKINS

DT



28 • 6-4 • 313

Hometown:  
Toledo, OHCollege:  
Kentucky

92

- Has 10 tackles this season.
- Signed with the Battlehawks on Jan. 14, 2025.
- Selected by the Carolina Panthers in the seventh round of the 2021 NFL Draft.
- Appeared in 13 NFL games combined for Carolina and Arizona Cardinals.
- Has spent time on practice squads of Kansas City, Arizona, and Dallas.

## T.J. PESEFEA

NT



23 • 6-3 • 314

Hometown:  
Sacramento, CACollege:  
Arizona State

93

- Has 8 tackles and 1 sack this season.
- Made one tackle in the 2024 XFL Conference Championship vs. San Antonio.
- Ranked T-4th on the team with 3.0 tackles for loss last season.
- Finished the 2024 regular season with nine tackles (3 solo) in nine games played (1 start).
- Matched his season high with three tackles (Also: Week 5 at D.C.) in Week 8 2024 vs. D.C.
- Registered his only sack and fumble recovery of the 2024 season in Week 6 vs. Houston.
- Signed with the Battlehawks in December 2023.
- Signed with the Cincinnati Bengals in 2023 as a UDFA and appeared in three preseason games.

## ISAIAH MACK

DT



28 • 6-3 • 299


Hometown:  
Tunnel Hill, GACollege:  
Tenn- Chatt

97

- Recorded a sack during Week 6 vs ARL.
- Signed with the Battlehawks on Dec. 4, 2024.
- Signed as UDFA with Tennessee Titans in 2019 and made team out of training camp.
- Waived after rookie season with eight tackles, 1.5 sacks, and a fumble recovery.
- Has appeared in 23 NFL games with 11 tackles and 1 sack.
- Signed to practice squad with New England, Pittsburgh, and Baltimore.
- Also spent time with Denver, Seattle, New York Jets, Washington, and Miami.

## FREEDOM AKINMOLADUN

DE



28 • 6-3 • 278

Hometown:  
Grandview, MOCollege:  
Nebraska

98

- Has 12 tackles and 0.5 sacks in 6 games.
- Registered two tackles in the 2024 XFL Conference Championship vs. San Antonio.
- Made 14 tackles (5 solo) across nine games played (7 starts) during the 2024 regular season.
- Notched his only TFL of the 2024 season in Week 5 at D.C.
- Began 2024 with a season-high three tackles in each of the first two games (Wk 1 at MICH & Wk 2 vs. ARL).
- Re-signed with the Battlehawks for a second season in January 2024 after playing in all 10 games (1 start) with 14 tackles and one sack in 2023.
- Played for the Philadelphia Stars of the USFL in 2022.
- Appeared in five games combined with the Cincinnati Bengals (four) and New York Jets (one) from 2019-21.

## AUSTIN FAOLIU

DT



25 • 6-3 • 287

Hometown:  
Santa Ana, CACollege:  
Oregon

99

- Has 12 tackles (2 TFL) and 1 sacks in 6 games.
- Notched the first sack of his Battlehawks career Week 2 vs SA.
- Started and made one tackle in the 2024 XFL Conference Championship vs. San Antonio.
- Forced his first fumble of the season in Week 10 2024 vs. SA.
- Totaled 12 tackles (4 solo) across six games played (all starts) in 2024.
- Missed weeks 4-7 last season because of injury.
- Made two tackles (1 solo) during his Battlehawks debut in Week 1 2024 at Michigan.
- Signed with St. Louis in January 2024 as a free agent.
- Named to the 2023 All-XFL Team Defense after starting all 10 regular-season games, making 24 tackles (11 solo) and one sack for the Seattle Sea Dragons.



ST. LOUIS BATTLEHAWKS NUMERICAL ROSTER

NO.	NAME	POS.	HT.	WT.	AGE	LAST COLLEGE	HOMETOWN
1	Pearson, Jahcour	WR	5-7	178	26	Mississippi	Fort Lauderdale, FL
2	Darby, Frank	WR	6-0	201	27	Arizona State	Jersey City, NJ
3	Payton-Jones, Chris	CB	6-0	230	28	Nebraska	Jacksonville, FL
4	Kelly, Kameron	DB	6-2	205	27	San Diego St.	Round Rock, TX
5	Wilkins, Manny	QB	6-2	193	28	Arizona St.	Novato, CA
7	Taumoepenu, Pita	DE	6-2	250	30	Utah	Euless, TX
8	Jackson, Blake	WR	5-11	200	30	Mary Hardin-Baylor	Houston, TX
9	Cordeiro, Chevan*	QB	6-0	200	25	San Jose St.	Honolulu, HI
10	Whiteside, Nick	CB	6-1	200	24	Saginaw Valley	Auburn Hills, MI
12	Jennings, Gary	WR	6-1	216	28	West Virgina	Stafford, VA
13	Self, Trae	QB	6-3	200	25	Stephen F. Austin	N. Richland Hills, TX
14	Duggan, Max	QB	6-1	207	24	TCU	Council Bluffs, IA
15	Saylors, Jacob	RB	5-10	199	24	East Tennessee St.	Jasper, TN
16	Hofrichter, Sterling	P	5-10	196	27	Syracuse	Tampa, FL
18	Silvers, Brandon	QB	6-2	220	30	Troy	Pensacola, FL
19	Sims, Myles	CB	6-3	188	24	Georgia Tech	Atlanta, GA
20	Young, Avery	FS	5-11	198	25	Rutgers	Coatesville, PA
22	Meadors, Nate	CB	6-1	192	27	UCLA	San Bernadino, CA
23	Denis, Lukas	FS	5-11	191	27	Boston College	Everett, MA
24	Jones, Myles	CB	6-3	190	26	Duke	Magnolia, TX
25	Latulas, Kevon	RB	5-10	195	24	MO State	Port Arthur, TX
26	Wells, Carson	OLB	6-3	241	25	Colorado	Bushnell, FL
27	Rose, Mike	MLB	6-4	243	23	Iowa St.	Brecksville, OH
28	Blankenship, Rodrigo	K	6-1	190	28	Georgia	Marietta, GA
32	Cole, Qwynnterio	FS	6-0	203	25	Louisville	Memphis, TN
33	Fatukasi, Olakunle	LB	6-1	234	25	Rutgers	Far Rockaway, NY
38	Sebastian, Brandon*	CB	6-0	182	25	Boston College	West Haven, CT
41	Howard, Jarveon	RB	5-10	219	25	Alcorn St.	High Point, NC
47	Matheson, Alex	LS	6-5	252	29	Cal Lutheran	Sun Prairie, WI
48	Garrett, Chris	LB	6-4	245	25	Concordia	Milwaukee, WI
51	Harvey, Willie	LB	5-11	229	28	Iowa St.	Hastings, FL
54	West, Dohnovan	C	6-3	309	23	Arizona St.	Los Angeles, CA
56	Feeney, Travis	DE	6-4	240	31	Washington	Richmond, CA
59	O'Reilly, Callahan	ILB	6-2	230	25	Montana St.	Bozeman, MT
61	Panasiuk, Mike	C	6-4	300	26	Michigan St.	Roselle, IL
62	Beecham, Abdul*	OG	6-2	321	27	Kansas State	West Point, NY
69	Coll, Ryan	OT	6-5	324	24	Richmond	Gainesville, VA
70	Ashmore, Brad	OT	6-6	304	22	Vanderbilt	Neptune Beach, FL
73	Bushell-Beatty, Juwann	OT	6-5	318	27	Michigan	Paramus, NJ
74	Gonzalez, Steven	OG	6-4	341	27	Penn St.	Union City, NJ
75	Jones-Smith, Jaryd	OT	6-7	295	28	Pittsburgh	Camden, NJ
76	Spencer, Cole	OG	6-4	305	25	Texas Tech	Louisville, KY
82	Wiglusz, Sam	WR	5-11	191	25	Ohio	Brecksville, OH
84	Sutherland, Jake	TE	6-4	247	28	Morehead St.	Ortonville, MI
85	Kapp, Jerome	WR	6-1	191	25	Kutztown	Barto, PA
87	Allen, Chase	TE	6-6	247	27	Iowa St.	Nixa, MO
88	Butler, Hakeem	WR	6-6	220	28	Iowa St.	Baltimore, MD
90	Baugh, Kyler	DT	6-2	302	23	Minnesota	Talihina, OK
92	Hoskins, Phil	DT	6-4	313	28	Kentucky	Toledo, OH
93	Pesefea, T.J.	NT	6-3	314	23	Arizona St.	Sacramento, CA
97	Mack, Isaiah	DT	6-1	299	28	Tenn-Chatt	Tunnel Hill, GA
98	Akinmoladun, Freedom	DE	6-3	278	28	Nebraska	Grandview, MO
99	Faoliu, Austin	DT	6-3	287	25	Oregon	Santa Ana, CA

\* Injured Reserve

ALPHABETICAL ROSTER

NO.	NAME	POS.
98	Akinmoladun, Freedom	DE
87	Allen, Chase	TE
70	Ashmore, Brad	OT
90	Baugh, Tyler	DT
62	Beechum, Abdul*	OG
28	Blankenship, Rodrigo	K
73	Bushell-Beatty, Juwann	OT
88	Butler, Hakeem	WR
32	Cole, Qwynnterio	FS
69	Coll, Ryan	OT
9	Cordeiro, Chevan*	QB
2	Darby, Frank	WR
23	Denis, Lukas	FS
14	Duggan, Max	QB
99	Faoliu, Austin	DT
33	Fatukasi, Olakunle	LB
56	Feeney, Travis	DE
48	Garrett, Chris	LB
74	Gonzalez, Steven	OG
51	Harvey, Willie	LB
16	Hofrichter, Sterling	P
92	Hoskins, Phil	DT
41	Howard, Jarveon	RB
8	Jackson, Blake	WR
12	Jennings, Gary	WR
24	Jones, Myles	WR
75	Jones-Smith, Jaryd	OT
85	Kapp, Jerome	WR
23	Kelly, Kameron	DB
25	Latulas, Kevon	RB
97	Mack, Isaiah	DT
47	Matheson, Alex	LS
22	Meadors, Nate	CB
59	O'Reilly, Callahan	ILB
61	Panasiuk, Mike	C
9	Payton-Jones, Chris	CB
1	Pearson, Jahcour	WR
93	Pesefea, T.J.	NT
27	Rose, Mike	MLB
15	Saylors, Jacob	RB
38	Sebastian, Brandon*	CB
13	Self, Trae	QB
18	Silvers, Brandon	QB
19	Sims, Myles	CB
76	Spencer, Cole	OG
84	Sutherland, Jake	TE
7	Taumoepenu, Pita	DE
54	West, Dohnovan	C
26	Wells, Carson	LB
10	Whiteside, Nick	CB
82	Wiglusz, Sam	WR
5	Wilkins, Manny	QB
20	Young, Avery	FS

\* Injured Reserve



St. Louis Battlehawks 2025 Season Stats  
Team Statistics  
(As of May 4, 2025)



Team Statistics	STL	OPP
SCORING	131	105
Points Per Game	21.8	17.5
Points Off Turnovers	18	40
FIRST DOWNS	89	92
Rushing	38	37
Passing	40	44
Penalty	11	11
RUSHING YARDAGE	843	577
Yards gained rushing	895	616
Yards lost rushing	52	39
Rushing Attempts	186	144
Average Per Rush	4.5	4.0
Average Per Game	140.5	96.2
TDs Rushing	9	4
PASSING YARDAGE	732	981
Comp-Att-Int	70-119-5	100-176-8
Average Per Pass	6.2	5.6
Average Per Catch	10.5	9.8
Average Per Game	122.0	163.5
TDs Passing	4	7
TOTAL OFFENSE	1575	1558
Total Plays	323	333
Average Yards Per Play	4.9	4.7
Average Plays Per Game	53.8	55.5
Average Yards Per Game	262.5	259.7
KICK RETURNS: #-Yards	20-463	30-716
PUNT RETURNS: #-Yards	19-246	13-100
INT RETURNS: #-Yards	8-141	5-128
KICK RETURN AVERAGE	23.2	23.9
PUNT RETURN AVERAGE	12.9	7.7
INT RETURNS: #-Yards	8-141	5-128
INT RETURN AVERAGE	17.6	25.6
FUMBLES-LOST	5-3	5-3
PENALTIES-Yards	31-298	47-400
Average Penalties Per Game	5.2	7.8
Average Yards Per Game	49.7	66.7
PUNTS-Yards	18-877	23-1110
Average Per Punt	48.7	48.3
Net Punting Average	43.2	37.6
KICKOFFS-Yards	32-2080	23-1484
Average Per Kick	65.0	64.5
Net Kicking Average	42.6	44.4
TIME OF POSSESSION/Game	29:56	30:03
3RD-DOWN Conversions	31-76	34-77
3rd-Down Pct	41%	44%
4th-DOWN Conversions	1-5	2-9
4th-Down Pct	20%	22%
SACKS BY-Yards	13-68	18.5-121
MISC YARDS	0	0
TOUCHDOWNS SCORED	14	13
FIELD GOALS MADE-ATTEMPTED	14-14	6-8
RED-ZONE SCORES	(7-14) 50%	(9-15) 60%
RED-ZONE SCORING	(7-14) 50%	(9-15) 60%
ALTERNATIVE KICKS	(0-0) 0%	(0-0) 0%
1PT CONVERSION-ATTEMPTS	1-5 (20%)	1-3 (33%)
2PT CONVERSION-ATTEMPTS	2-9 (22%)	4-10 (40%)
3PT CONVERSION-ATTEMPTS	0-0 (0%)	0-0 (0%)

Score by Quarters	1st	2nd	3rd	4th	OT	Total
St. Louis Battlehawks	15	64	21	31	0	131
Opponents	34	9	14	48	0	105

**St. Louis Battlehawks 2025 Season Stats**  
**Individual Statistics - Offense**  
**(As of May 4, 2025)**



<b>Rushing</b>	<b>GP</b>	<b>Att</b>	<b>Gain</b>	<b>Loss</b>	<b>Net</b>	<b>Avg</b>	<b>TD</b>	<b>Lng</b>	<b>Avg/Gm</b>
Jacob Saylor	6	80	334	22	312	3.9	4	25	52.0
Max Duggan	5	37	188	5	183	4.9	2	37	36.6
Jarveon Howard	6	30	146	5	141	4.7	1	74	23.5
Manny Wilkins	4	22	142	6	136	6.2	2	27	34.0
Blake Jackson	6	4	28	2	26	6.5	0	18	4.3
Jahcour Pearson	6	3	21	0	21	7.0	0	8	3.5
Gary Jennings Jr.	6	3	20	0	20	6.7	0	13	3.3
Kevon Latulas	2	5	16	4	12	2.4	0	11	6.0
Frank Darby	6	2	0	8	-8	-4.0	0	0	-1.3
<b>Total</b>	6	186	895	52	843	4.5	9	74	140.5
<b>Opponents</b>	6	144	616	39	577	4.0	4	33	96.2

<b>Passing</b>	<b>GP</b>	<b>Eff</b>	<b>C-A-I</b>	<b>Pct</b>	<b>Yds</b>	<b>TD</b>	<b>Lng</b>	<b>Avg/G</b>
Manny Wilkins	4	121.93	45-69-3	65.2	498	1	58	124.5
Max Duggan	5	104.86	24-49-2	49.0	295	2	67	59.0
Blake Jackson	6	908.80	1-1-0	100.0	57	1	57	9.5
<b>Total</b>	6	113.18	70-119-5	58.8	732	4	67	122.0
<b>Opponents</b>	6	107.67	100-176-8	56.8	981	7	62	163.5

<b>Receiving</b>	<b>GP</b>	<b>No.</b>	<b>Yds</b>	<b>Avg</b>	<b>TD</b>	<b>Lng</b>	<b>Avg/Gm</b>
Jacob Saylor	6	17	202	11.9	0	34	33.7
Jahcour Pearson	6	17	110	6.5	0	33	18.3
Frank Darby	6	6	109	18.2	1	35	18.2
Blake Jackson	6	6	73	12.2	0	26	12.2
Jake Sutherland	6	6	51	8.5	0	20	8.5
Jarveon Howard	6	6	27	4.5	0	11	4.5
Denzel Mims	6	5	51	10.2	0	17	8.5
Hakeem Butler	3	3	154	51.3	3	67	51.3
Gary Jennings Jr.	6	2	62	31.0	0	58	10.3
Chase Allen	5	2	11	5.5	0	6	2.2
<b>Total</b>	6	70	850	12.1	4	67	141.7
<b>Opponents</b>	6	100	1049	10.5	7	62	174.8

St. Louis Battlehawks 2025 Season Stats  
Individual Statistics - Returns  
(As of May 4, 2025)



Punt Returns	No.	Yds	Avg	TD	Lng
Jahcour Pearson	17	226	13.3	0	26
Blake Jackson	2	20	10.0	0	10
Total	19	246	12.9	0	26
Opponents	13	100	7.7	0	21

Interceptions	No.	Yds	Avg	TD	Lng
Willie Harvey	1	56	56.0	1	56
Kameron Kelly	2	44	22.0	0	37
Chris Payton-Jones	2	43	21.5	0	31
Lukas Denis	1	0	0.0	0	0
Brandon Sebastian	1	0	0.0	0	0
Qwynnterio Cole	1	-2	-2.0	0	-2
Total	8	141	17.6	1	56
Opponents	5	128	25.6	1	102

Kick Returns	No.	Yds	Avg	TD	Lng
Blake Jackson	11	262	23.8	0	41
Gary Jennings Jr.	9	201	22.3	0	38
Total	20	463	23.2	0	41
Opponents	30	716	23.9	0	37

Fumble Returns	No.	Yds	Avg	TD	Lng
Chase Allen	1	13	13.0	0	0
Pita Taumoepenu	1	0	0.0	0	0
Nick Whiteside II	1	0	0.0	0	0
Chris Garrett	1	0	0.0	0	0
Total	0	0	0	0	0
Opponents	0	0	0	0	0

St. Louis Battlehawks 2025 Season Stats  
Individual Statistics - All Purpose and Scoring  
(As of May 4, 2025)



All-Purpose Yardage

Total Offense	G	Plays	Rush	Pass	Total	Avg/G
Manny Wilkins	4	91	136	498	634	158.5
Max Duggan	5	86	183	295	478	95.6
Jacob Saylors	6	80	312	0	312	52.0
Jarveon Howard	6	30	141	0	141	23.5
Blake Jackson	6	5	26	57	83	13.8
Jahcour Pearson	6	3	21	0	21	3.5
Gary Jennings Jr.	6	3	20	0	20	3.3
Kevon Latulas	2	5	12	0	12	6.0
Frank Darby	6	2	-8	0	-8	-1.3
Total	6	305	843	732	1575	262.5
Opponent	6	320	577	981	1558	259.7

Scoring	TD	FG	1PT PAT		2PT PAT		3PT PAT		DEFENSE				Pts
			Rush	Rcv	Rush	Rcv	Rush	Rcv	1PT	2PT	3PT	Saf	
Jacob Saylors	4	-	0	0	1	0	0	0	-	-	-	-	26
Hakeem Butler	3	-	0	0	0	0	0	0	-	-	-	-	18
Max Duggan	2	-	1	0	0	0	0	0	-	-	-	-	13
Manny Wilkins	2	-	0	0	0	0	0	0	-	-	-	-	12
Frank Darby	1	-	0	0	0	0	0	0	-	-	-	-	6
Jarveon Howard	1	-	0	0	0	0	0	0	-	-	-	-	6
Willie Harvey	1	-	0	0	0	0	0	0	-	-	-	-	6
Jake Sutherland	0	-	0	0	0	1	0	0	-	-	-	-	2
Total	14	14	1	0	1	1	0	0	0	0	0	0	131
Opponents	13	6	1	0	0	4	0	0	0	0	0	0	105

PATs	1PT PAT			2PT PAT			3PT PAT			DEFENSE			Pts
	Rush	Rcv	Pass	Rush	Rcv	Pass	Rush	Rcv	Pass	1PT	2PT	3PT	
Max Duggan	1-1	0-0	0-0	0-0	0-0	1-3	0-0	0-0	0-0	-	-	-	1
Jacob Saylors	0-2	-	0-0	1-2	-	0-0	0-0	-	0-0	-	-	-	1
Manny Wilkins	0-0	0-0	0-1	0-1	0-0	0-1	0-0	0-0	0-0	-	-	-	0
Jahcour Pearson	0-0	0-0	0-0	0-0	0-0	0-1	0-0	0-0	0-0	-	-	-	0
Blake Jackson	0-0	-	0-0	0-1	-	0-0	0-0	-	0-0	-	-	-	0
Jarveon Howard	0-1	0-0	0-0	0-0	0-0	0-0	0-0	0-0	0-0	-	-	-	0
Denzel Mims	0-0	0-0	0-0	0-0	0-1	0-0	0-0	0-0	0-0	-	-	-	0
Total	1-4	0-1	0-1	1-4	1-5	1-5	0-0	0-0	0-0	0-0	0-0	0-0	3
Opponents	1-2	0-1	0-1	0-1	4-9	4-9	0-0	0-0	0-0	0-0	0-0	0-0	5

St. Louis Battlehawks 2025 Season Stats  
Overall Defensive Statistics  
(As of May 4, 2025)



##	Defensive Leaders	GP	Tackles				Sacks		Pass Defense			Fumbles			BK	Saf
			UA	A	Tot	TFL/Yds	No	Yds	Int	IRYds	Brup	FF	FR	Yds		
32	Qwynnterio Cole	6	22	18	40	1-4	0	0	1	-2	4	1	0	0	0	0
51	Willie Harvey	6	22	12	34	2-9	0	0	1	56	1	0	0	0	0	0
22	Nate Meadors	6	17	12	29	1-1	1	0	0	0	3	0	0	0	0	0
27	Mike Rose	6	12	16	28	3-6	0	0	0	0	0	1	0	0	0	0
59	Callahan O'Reilly	6	14	12	26	1-1	0	0	0	0	0	0	0	0	0	0
56	Travis Feeney	6	13	11	24	3-21	1	9	0	0	1	0	0	0	0	0
23	Lukas Denis	6	17	2	19	4-11	1	7	1	0	3	0	0	0	0	0
33	Olakunle Fatukasi	5	9	9	18	0-0	0	0	0	0	0	0	0	0	0	0
04	Kameron Kelly	6	13	4	17	0-0	0	0	2	44	4	0	0	0	0	0
07	Pita Taumoepenu	6	9	8	17	3-16	5.5	28	0	0	0	2	1	0	0	0
03	Chris Payton-Jones	6	10	3	13	0-0	0	0	2	43	8	0	0	0	0	0
48	Chris Garrett	4	9	4	13	2-9	1	7	0	0	2	0	1	0	0	0
98	Freedom Akinmoladun	6	7	5	12	0-0	0.5	3	0	0	0	0	0	0	0	0
26	Carson Wells	4	6	6	12	0-0	0	0	0	0	0	0	0	0	0	0
99	Austin Faoliu	5	2	10	12	2-9	1	7	0	0	0	0	0	0	0	0
10	Nick Whiteside II	6	5	5	10	0-0	0	0	0	0	1	0	1	0	0	0
92	Phil Hoskins	6	5	5	10	0-0	0	0	0	0	0	0	0	0	0	0
38	Brandon Sebastian	3	7	1	8	0-0	0	0	1	0	2	0	0	0	0	0
93	T.J. Pesefea Jr.	6	6	2	8	1-2	1	0	0	0	0	0	0	0	0	0
24	Myles Jones	5	4	2	6	0-0	0	0	0	0	0	0	0	0	0	0
06	Myles Sims	3	4	1	5	0-0	0	0	0	0	0	0	0	0	0	0
02	Frank Darby	6	3	2	5	0-0	0	0	0	0	0	0	0	0	0	0
85	Jerome Kapp	4	3	2	5	0-0	0	0	0	0	0	0	0	0	0	0
11	Denzel Mims	6	3	0	3	0-0	0	0	0	0	0	0	0	0	0	0
12	Gary Jennings Jr.	6	3	0	3	0-0	0	0	0	0	0	0	0	0	0	0
25	Kevon Latulas	2	2	1	3	0-0	0	0	0	0	0	0	0	0	0	0
97	Isaiah Mack	1	2	1	3	1-7	1	7	0	0	0	0	0	0	0	0
41	Jarveon Howard	6	1	0	1	0-0	0	0	0	0	0	0	0	0	0	0
61	Mike Panasiuk	6	1	0	1	0-0	0	0	0	0	0	0	0	0	0	0
87	Chase Allen	5	1	0	1	0-0	0	0	0	0	0	0	0	0	0	0
Total		6	232	154	386	24-96	13	68	8	141	29	4	3	0	0	0
Opponents		6	256	134	390	39-134	18.5	121	5	128	24	4	4	37	0	0

St. Louis Battlehawks 2025 Season Stats  
Overall Individual Statistics - Field Goals  
(As of May 4, 2025)



Field Goals	FG	Pct.	01-19	20-29	30-39	40-49	50+	Long	Blkd
Rodrigo Blankenship	14-14	100.0	0-0	2-2	2-2	6-6	4-4	56	0
Total	14-14	100.0	0-0	2-2	2-2	6-6	4-4	56	0
Opponents	6-8	75.0	0-0	1-2	2-2	2-3	1-1	50	0

FG Sequence	St. Louis Battlehawks				Opponents			
	Dist	Res	Qtr	Clock	Dist	Res	Qtr	Clock
Houston Roughnecks	48	GOOD	2	1:54				
	33	GOOD	2	00:00				
San Antonio Brahmas	45	GOOD	1	1:45	31	GOOD	2	00:00
	22	GOOD	4	10:04				
DC Defenders	40	GOOD	2	6:08	30	GOOD	1	9:06
	47	GOOD	2	00:51	42	GOOD	1	1:18
	56	GOOD	3	7:33	27	MISS	3	2:46
					50	GOOD	4	00:03
Arlington Renegades	55	GOOD	1	8:24				
	31	GOOD	2	3:09				
	53	GOOD	3	11:29				
Michigan Panthers	44	GOOD	1	8:31				
	28	GOOD	3	9:18				
Arlington Renegades	49	GOOD	2	00:00	44	MISS	1	7:03
	53	GOOD	4	6:23	46	GOOD	4	14:56
					26	GOOD	4	11:45

**St. Louis Battlehawks 2025 Season Stats**  
**Overall Individual Statistics - Special Teams**  
**(As of May 4, 2025)**



<b>Punting</b>	<b>No</b>	<b>Yds</b>	<b>Avg</b>	<b>Lng</b>	<b>TB</b>	<b>FC</b>	<b>In20</b>
Sterling Hofrichter	18	877	48.7	63	2	0	4
Total	18	877	48.7	63	2	0	4
Opponents	23	1110	48.3	62	1	0	3

<b>Kickoffs</b>	<b>No</b>	<b>Yds</b>	<b>Avg</b>	<b>TB</b>	<b>OB</b>	<b>Retn</b>	<b>Net</b>
Rodrigo Blankenship	32	2080	65.0	2	0	--	--
Total	32	2080	65.0	2	0	23.9	41.1
Total	23	1484	64.5	3	0	23.2	41.3

St. Louis Battlehawks 2025 Season Stats  
Team Game-by-Game  
(As of May 4, 2025)



Offense		Rushing				Receiving				Passing				Kick Returns				Punt Returns				Tot Pts	Pts	
Date	Opponent	No	Yds	TD	Lng	No	Yds	TD	Lng	C-A-I	Yds	TD	Lng	No	Yds	TD	Lng	No	Yds	TD	Lng	Off	TO	Scrd
03-28-25	Houston Roughnecks	41	273	4	74	17	189	0	33	17-22-0	187	0	33	1	17	0	17	4	61	0	26	460	9	31
04-06-25	San Antonio Brahmas	39	164	3	20	12	162	0	58	12-17-0	155	0	58	2	49	0	26	3	49	0	21	319	3	26
04-13-25	DC Defenders	16	45	0	27	16	147	1	35	16-29-3	128	1	35	5	130	0	38	3	20	0	9	173	6	15
04-19-25	Arlington Renegades	37	122	0	18	8	78	0	20	8-19-2	35	0	20	4	103	0	41	5	63	0	23	157	14	15
04-26-25	Michigan Panthers	27	126	2	15	10	181	2	67	10-13-0	169	2	67	5	106	0	34	1	6	0	6	295	8	32
05-02-25	Arlington Renegades	26	113	0	37	7	93	1	30	7-19-0	58	1	30	3	58	0	24	3	47	0	17	171	0	12
Games Played: 6		186	843	9	74	70	850	4	67	70-119-5	732	4	67	20	463	0	41	19	246	0	26	1575	40	131
		Per Att	4.5			Per Cth	12.1			Eff: 113.18	Y/G: 122.0			Avg	23.2			Avg	12.9			262.5		
Opponent Totals		144	577	4	33	100	1049	7	62	100-176-8	981	7	62	30	716	0	37	13	100	0	21	1558	18	105
		Per Att	4.0			Per Cth	10.5			Eff: 107.67	Y/G: 163.5			Avg	23.9			Avg	7.7			259.7		

Defense		Tackles				Sacks		Fumbles			Pass Defense			Blkd	PAT Attempts			TO	Pts	
Date	Opponent	UA	A	Total	TFL-Yds	No	Yds	FF	FR	Yds	Int	Yds	Brup	Kick	Kick	Rush	Pass		Saf	Allw
03-28-25	Houston Roughnecks	26	16	42	3-15	3	13	0	0	0	2	-2	7	0	0-0	0-1	0-1	0	0	6
04-06-25	San Antonio Brahmas	37	19	56	4-20	4	18	0	0	0	1	0	6	0	0-0	1-1	0-1	0	0	9
04-13-25	DC Defenders	38	45	83	5-24	0	0	0	0	0	2	38	7	0	0-0	0-1	0-0	4	0	27
04-19-25	Arlington Renegades	37	30	67	5-12	2	13	1	0	0	1	56	5	0	0-0	0-0	0-0	3	0	30
04-26-25	Michigan Panthers	50	24	74	2-10	1	7	0	0	0	1	37	2	0	0-0	0-1	1-2	0	0	27
05-02-25	Arlington Renegades	44	20	64	5-15	3	17	3	3	0	1	12	2	0	0-0	0-0	0-1	1	0	6
Games Played: 6		232	154	386	24-96	13	68	4	3	0	8	141	29	0	0-0	1-4	1-5	8	0	105
Opponent Totals		256	134	390	39-134	19	121	4	4	37	5	128	24	0	0-0	0-1	4-9	11	0	131

Special Teams		Punting							Field Goals			Kickoffs				
Date	Opponent	No	Yds	Avg	Long	Blkd	TB	I20	M-A	Long	Blkd	No	Yds	Avg	TB	OB
03-28-25	Houston Roughnecks	0	0	0	0	0	0	0	2-2	48	0	6	379	63.2	1	0
04-06-25	San Antonio Brahmas	3	146	48.7	57	0	0	0	2-2	45	0	6	390	65.0	0	0
04-13-25	DC Defenders	4	193	48.3	63	0	0	1	3-3	56	0	5	327	65.4	0	0
04-19-25	Arlington Renegades	4	191	47.8	56	0	0	1	3-3	55	0	5	320	64.0	0	0
04-26-25	Michigan Panthers	2	112	56.0	59	0	0	1	2-2	44	0	7	463	66.1	0	0
05-02-25	Arlington Renegades	5	235	47.0	57	0	2	1	2-2	53	0	3	201	67.0	1	0
Games Played: 6		18	877	48.7	63	0	2	4	14-14	56	0	32	2080	65.0	2	0
Opponent Totals		23	1110	48.3	62	0	1	3	6-8	50	0	23	1484	64.5	3	0

St. Louis Battlehawks 2025 Season Stats  
Opponent Game-by-Game  
(As of May 4, 2025)



Offense		Rushing				Receiving				Passing				Kick Returns				Punt Returns				Tot Pts	Pts	
Date	Opponent	No	Yds	TD	Lng	No	Yds	TD	Lng	C-A-I	Yds	TD	Lng	No	Yds	TD	Lng	No	Yds	TD	Lng	Off	TO	Scrd
03-28-25	Houston Roughnecks	16	94	0	33	12	89	1	19	12-29-2	76	1	19	5	104	0	25	0	0	0	0	170	0	6
04-06-25	San Antonio Brahmas	19	112	1	22	13	129	0	30	13-27-1	111	0	30	6	171	0	37	3	18	0	11	223	0	9
04-13-25	DC Defenders	32	103	0	28	17	243	3	62	17-37-2	243	3	62	5	124	0	29	3	26	0	17	346	15	27
04-19-25	Arlington Renegades	22	73	1	24	17	149	1	28	17-26-1	136	1	28	5	107	0	29	2	32	0	21	209	0	30
04-26-25	Michigan Panthers	30	113	2	17	25	294	2	45	25-34-1	287	2	45	7	159	0	28	2	11	0	11	400	0	27
05-02-25	Arlington Renegades	25	82	0	16	16	145	0	26	16-23-1	128	0	26	2	51	0	29	3	13	0	8	210	3	6
Games Played: 6		144	577	4	33	100	1049	7	62	100-176-8	981	7	62	30	716	0	37	13	100	0	21	1558	18	105
		Per Att 4.0				Per Cth 10.5				Eff: 107.67	Y/G: 163.5			Avg 23.9				Avg 7.7				259.7		
St. Louis Battlehawks Totals		186	843	9	74	70	850	4	67	70-119-5	732	4	67	20	463	0	41	19	246	0	26	1575	40	131
		Per Att 4.5				Per Cth 12.1				Eff: 113.18	Y/G: 122.0			Avg 23.2				Avg 12.9				262.5		

Defense		Tackles				Sacks		Fumbles			Pass Defense			Blkd	PAT Attempts			TO	Pts	
Date	Opponent	UA	A	Total	TFL-Yds	No	Yds	FF	FR	Yds	Int	Yds	Brup	Kick	Kick	Rush	Pass		Saf	Allw
03-28-25	Houston Roughnecks	55	18	73	3-4	1	2	0	0	0	0	0	1	0	0-0	0-0	0-1	2	0	31
04-06-25	San Antonio Brahmas	43	27	70	8-27	1	7	0	0	0	0	0	2	0	0-0	0-1	0-0	1	0	26
04-13-25	DC Defenders	34	25	59	9-25	3	19	2	1	-6	3	26	5	0	0-0	0-0	0-2	2	0	15
04-19-25	Arlington Renegades	51	25	76	9-46	6	43	1	2	39	2	102	5	0	0-0	0-0	3-4	1	0	15
04-26-25	Michigan Panthers	35	22	57	3-7	2	12	0	0	0	0	0	2	0	0-0	0-0	1-2	1	0	32
05-02-25	Arlington Renegades	38	17	55	7-25	6	38	1	1	4	0	0	9	0	0-0	0-0	0-0	4	0	12
Games Played: 6		256	134	390	39-134	19	121	4	4	37	5	128	24	0	0-0	0-1	4-9	11	0	131
St. Louis Battlehawks Totals		232	154	386	24-96	13	68	4	3	0	8	141	29	0	0-0	1-4	1-5	8	0	105

Special Teams		Punting							Field Goals			Kickoffs				
Date	Opponent	No	Yds	Avg	Long	Blkd	TB	I20	M-A	Long	Blkd	No	Yds	Avg	TB	OB
03-28-25	Houston Roughnecks	4	194	48.5	50	0	0	1	0-0	0	0	1	58	58.0	0	0
04-06-25	San Antonio Brahmas	4	201	50.3	62	0	0	1	1-1	31	0	2	125	62.5	0	0
04-13-25	DC Defenders	4	174	43.5	49	0	0	0	3-4	50	0	7	472	67.4	2	0
04-19-25	Arlington Renegades	7	336	48.0	59	0	1	1	0-0	0	0	5	331	66.2	1	0
04-26-25	Michigan Panthers	1	48	48.0	48	0	0	0	0-0	0	0	5	313	62.6	0	0
05-02-25	Arlington Renegades	3	157	52.3	55	0	0	0	2-3	46	0	3	185	61.7	0	0
Games Played: 6		23	1110	48.3	62	0	1	3	6-8	50	0	23	1484	64.5	3	0
St. Louis Battlehawks Totals		18	877	48.7	63	0	2	4	14-14	56	0	32	2080	65.0	2	0

# St. Louis Battlehawks 2025 Season Stats

## Game Superlatives

(As of May 4, 2025)



### St. Louis Battlehawks Individual Game Highs

Rushes	20	Saylors, Jacob at Arlington Renegades (04-19-25)
Yards Rushing	115	Howard, Jarveon at Houston Roughnecks (03-28-25)
TD Rushes	3	Saylors, Jacob vs. San Antonio Brahmas (04-06-25)
Long Rush	74	Howard, Jarveon at Houston Roughnecks (03-28-25)
Rushing Average (Min. 5)	8.8 115-13	Howard, Jarveon at Houston Roughnecks (03-28-25)
Pass attempts	29	Wilkins, Manny vs. DC Defenders (04-13-25)
Pass completions	17	Wilkins, Manny at Houston Roughnecks (03-28-25)
Yards passing	189	Wilkins, Manny at Houston Roughnecks (03-28-25)
TD Passes	1	Wilkins, Manny vs. DC Defenders (04-13-25)
	1	Jackson, Blake vs. Michigan Panthers (04-26-25)
	1	Duggan, Max vs. Michigan Panthers (04-26-25)
	1	Duggan, Max vs. Arlington Renegades (05-02-25)
Interceptions Thrown	3	Wilkins, Manny vs. DC Defenders (04-13-25)
Long Pass	67	Duggan, Max vs. Michigan Panthers (04-26-25)
Times Sacked	6	Duggan, Max at Arlington Renegades (04-19-25)
Passing Average (Min. 5)	10.3 124-12	Duggan, Max vs. Michigan Panthers (04-26-25)
Completion Average (Min. 5)	13.8 124-9	Duggan, Max vs. Michigan Panthers (04-26-25)
Completion Percentage (Min. 5)	77.3 17-22	Wilkins, Manny at Houston Roughnecks (03-28-25)
	75 12-16	Wilkins, Manny vs. San Antonio Brahmas (04-06-25)
	75 9-12	Duggan, Max vs. Michigan Panthers (04-26-25)
Receptions	7	Saylors, Jacob vs. DC Defenders (04-13-25)
Targets	9	Jennings Jr., Gary at Arlington Renegades (04-19-25)
Yards Receiving	124	Butler, Hakeem vs. Michigan Panthers (04-26-25)
TD Receptions	2	Butler, Hakeem vs. Michigan Panthers (04-26-25)
Long Reception	67	Butler, Hakeem vs. Michigan Panthers (04-26-25)
Field Goals made	3	Blankenship, Rodrigo vs. DC Defenders (04-13-25)
	3	Blankenship, Rodrigo at Arlington Renegades (04-19-25)
Field Goals attempted	3	Blankenship, Rodrigo vs. DC Defenders (04-13-25)
	3	Blankenship, Rodrigo at Arlington Renegades (04-19-25)
Long Field Goal Made	56	Blankenship, Rodrigo vs. DC Defenders (04-13-25)
Points Scored	20	Saylors, Jacob vs. San Antonio Brahmas (04-06-25)
Punts	5	Hofrichter, Sterling vs. Arlington Renegades (05-02-25)
Punting Average (Min. 3)	48.3 193-4	Hofrichter, Sterling vs. DC Defenders (04-13-25)
Long Punt	63	Hofrichter, Sterling vs. DC Defenders (04-13-25)
Punts Inside 20	1	Hofrichter, Sterling vs. DC Defenders (04-13-25)
	1	Hofrichter, Sterling at Arlington Renegades (04-19-25)
	1	Hofrichter, Sterling vs. Michigan Panthers (04-26-25)
	1	Hofrichter, Sterling vs. Arlington Renegades (05-02-25)
Long Punt Return	26	Pearson, Jahcour at Houston Roughnecks (03-28-25)
Long Kickoff Return	41	Jackson, Blake at Arlington Renegades (04-19-25)
Long Interception Return	56	Harvey, Willie at Arlington Renegades (04-19-25)
Total Tackles	9	Fatukasi, Olakunle vs. DC Defenders (04-13-25)
	9	Cole, Qwynnterrio vs. Michigan Panthers (04-26-25)
	9	Harvey, Willie vs. Michigan Panthers (04-26-25)
	9	Cole, Qwynnterrio vs. Arlington Renegades (05-02-25)
Tackles For Loss	2	Taumoepenu, Pita at Houston Roughnecks (03-28-25)
	2	Harvey, Willie vs. DC Defenders (04-13-25)
Tackles For Loss Yards	13	Taumoepenu, Pita at Houston Roughnecks (03-28-25)
Sacks	2	Taumoepenu, Pita at Houston Roughnecks (03-28-25)
	2	Taumoepenu, Pita vs. Arlington Renegades (05-02-25)
Sack Yards	13	Taumoepenu, Pita at Houston Roughnecks (03-28-25)
Interceptions	1	Denis, Lukas at Houston Roughnecks (03-28-25)
	1	Cole, Qwynnterrio at Houston Roughnecks (03-28-25)
	1	Sebastian, Brandon vs. San Antonio Brahmas (04-06-25)
	1	Payton-Jones, Chris vs. DC Defenders (04-13-25)
	1	Kelly, Kameron vs. DC Defenders (04-13-25)
	1	Harvey, Willie at Arlington Renegades (04-19-25)
	1	Kelly, Kameron vs. Michigan Panthers (04-26-25)
	1	Payton-Jones, Chris vs. Arlington Renegades (05-02-25)
Pass Breakups	3	Payton-Jones, Chris vs. DC Defenders (04-13-25)
Forced Fumbles	2	Taumoepenu, Pita vs. Arlington Renegades (05-02-25)

Fumble Recoveries	1	Taumoepenu, Pita vs. Arlington Renegades (05-02-25)
	1	Whiteside II, Nick vs. Arlington Renegades (05-02-25)
	1	Garrett, Chris vs. Arlington Renegades (05-02-25)

St. Louis Battlehawks 2025 Season Stats  
Game Superlatives  
(As of May 4, 2025)



St. Louis Battlehawks Opponent Individual Game Highs

Rush Attempts	23	Smith, Abram vs DC Defenders (04-13-25)
Rushing Yards	74	Taua, Toa vs Michigan Panthers (04-26-25)
TD Rushes	2	Taua, Toa vs Michigan Panthers (04-26-25)
Long Rush	33	Henderson, Nolan vs Houston Roughnecks (03-28-25)
Rushing Average	1.1	Ballage, Kalen vs Arlington Renegades (2025-04-19)
Pass Attempts	37	Taamu, Jordan vs DC Defenders (04-13-25)
Pass Completions	21	Perkins, Bryce vs Michigan Panthers (04-26-25)
Passing Yards	243	Taamu, Jordan vs DC Defenders (04-13-25)
TD Passes	3	Taamu, Jordan vs DC Defenders (04-13-25)
Interceptions Thrown	2	Brown, Anthony vs Houston Roughnecks (03-28-25)
	2	Taamu, Jordan vs DC Defenders (04-13-25)
Long Pass	62	Taamu, Jordan vs DC Defenders (04-13-25)
Sacked	4	Mond, Kellen vs San Antonio Brahmas (04-06-25)
Completion Average	14.8	Etling, Danny vs Michigan Panthers (2025-04-26)
Receptions	8	Turner, Malik vs Michigan Panthers (04-26-25)
Targets	11	Turner, Malik vs Michigan Panthers (04-26-25)
Long Reception	62	Scott, Ty vs DC Defenders (04-13-25)
Field Goals Made	3	McCrane, Matt vs DC Defenders (04-13-25)
Field Goals Attempted	4	McCrane, Matt vs DC Defenders (04-13-25)
Long Field Goal Made	50	McCrane, Matt vs DC Defenders (04-13-25)
Punts	7	King, Marquette vs Arlington Renegades (04-19-25)
Long Punt	62	Wing, Brad vs San Antonio Brahmas (04-06-25)
Long Punt Return	21	Price, Jayden vs Arlington Renegades (04-19-25)
Long Kickoff Return	37	Kirklin, Jontre vs San Antonio Brahmas (04-06-25)
Long Interception Return	102	Harris, Ajene vs Arlington Renegades (04-19-25)
Sack Yards	17	Odom, Chris vs Arlington Renegades (04-19-25)
Pass Breakups	4	Price, Jayden vs Arlington Renegades (05-02-25)
Forced Fumbles	2	Mintze, Andre vs DC Defenders (04-13-25)

**St. Louis Battlehawks 2025 Season Stats**  
**Game Superlatives**  
**(As of May 4, 2025)**



**St. Louis Battlehawks Team Game Highs**

Rushes	41		at Houston Roughnecks (03-28-25)
Yards Rushing	273		at Houston Roughnecks (03-28-25)
Rushing Average (Min. 3)	6.7	273-41	at Houston Roughnecks (03-28-25)
TD Rushes	4		at Houston Roughnecks (03-28-25)
Stuffed Rushes	14		vs. San Antonio Brahmas (04-06-25)
Pass Completions	17		at Houston Roughnecks (03-28-25)
Pass Attempts	29		vs. DC Defenders (04-13-25)
Passing Yards	187		at Houston Roughnecks (03-28-25)
Passing Average (Min. 3)	13.0	169-13	vs. Michigan Panthers (04-26-25)
Completion Average (Min. 3)	16.9	169-10	vs. Michigan Panthers (04-26-25)
Completion Percentage (Min. 10)	77.3	17-22	at Houston Roughnecks (03-28-25)
	76.9	10-13	vs. Michigan Panthers (04-26-25)
TD Passes	2		vs. Michigan Panthers (04-26-25)
Sacked	6		at Arlington Renegades (04-19-25)
Total Offensive Plays	64		at Houston Roughnecks (03-28-25)
Offensive Average	7.2		at Houston Roughnecks (03-28-25)
Points	32		vs. Michigan Panthers (04-26-25)
Margin of Victory	25		at Houston Roughnecks (03-28-25)
Touchdowns	4		at Houston Roughnecks (03-28-25)
	4		vs. Michigan Panthers (04-26-25)
Field Goals Made	3		vs. DC Defenders (04-13-25)
	3		at Arlington Renegades (04-19-25)
Field Goals Attempted	3		vs. DC Defenders (04-13-25)
	3		at Arlington Renegades (04-19-25)
Punts	5		vs. Arlington Renegades (05-02-25)
Punting Average (Min. 3)	48.3	193-4	vs. DC Defenders (04-13-25)
Long Punt	63		vs. DC Defenders (04-13-25)
Punts Inside 20	1		vs. DC Defenders (04-13-25)
	1		at Arlington Renegades (04-19-25)
	1		vs. Michigan Panthers (04-26-25)
	1		vs. Arlington Renegades (05-02-25)
First Downs	24		at Houston Roughnecks (03-28-25)
First Downs by Rush	11		at Houston Roughnecks (03-28-25)
First Downs by Pass	12		at Houston Roughnecks (03-28-25)
First Downs by Penalty	4		vs. San Antonio Brahmas (04-06-25)
Penalties	7		vs. DC Defenders (04-13-25)
Penalty Yards	70		vs. DC Defenders (04-13-25)
Turnovers	4		vs. DC Defenders (04-13-25)
Turnover Margin	2		vs. DC Defenders (04-13-25)
	2		at Arlington Renegades (04-19-25)
Points Off Turnovers	14		at Arlington Renegades (04-19-25)
Interceptions Thrown	3		vs. DC Defenders (04-13-25)
Fumbles	2		vs. DC Defenders (04-13-25)
	2		at Arlington Renegades (04-19-25)
Fumbles Lost	1		vs. DC Defenders (04-13-25)
	1		at Arlington Renegades (04-19-25)
	1		vs. Arlington Renegades (05-02-25)
Tackles	83		vs. DC Defenders (04-13-25)
Tackles for Loss	5		vs. DC Defenders (04-13-25)
	5		at Arlington Renegades (04-19-25)
	5		vs. Arlington Renegades (05-02-25)
Sacks	4		vs. San Antonio Brahmas (04-06-25)
Interceptions (by Defense)	2		at Houston Roughnecks (03-28-25)
	2		vs. DC Defenders (04-13-25)
Pass Breakups	7		at Houston Roughnecks (03-28-25)
	7		vs. DC Defenders (04-13-25)
3rd Down Conversions Made	8		at Houston Roughnecks (03-28-25)
	8		vs. San Antonio Brahmas (04-06-25)
3rd Down Conversions Att	16		at Arlington Renegades (04-19-25)
3rd Down Conversions	66.7	8-12	at Houston Roughnecks (03-28-25)
4th Down Conversions Made	1		at Arlington Renegades (04-19-25)

5/5/25, 4:59 AM

4th Down Conversions Att	2		at Houston Roughnecks (03-28-25)
	2		at Arlington Renegades (04-19-25)
4th Down Conversions	50	1-2	at Arlington Renegades (04-19-25)
Red Zone Attempts	4		at Houston Roughnecks (03-28-25)
	4		vs. San Antonio Brahmas (04-06-25)
Red Zone Scores	3		at Houston Roughnecks (03-28-25)
Red Zone Percentage	75	3-4	at Houston Roughnecks (03-28-25)
Time of Possession (secs)	2153		vs. San Antonio Brahmas (04-06-25)
TOP Margin (secs)	706		vs. San Antonio Brahmas (04-06-25)
Scoring Drives	6		at Houston Roughnecks (03-28-25)
	6		vs. Michigan Panthers (04-26-25)
10+ Play Drives	3		at Houston Roughnecks (03-28-25)
75+ Yard Drives	2		at Houston Roughnecks (03-28-25)
5+ Min Drives	3		at Houston Roughnecks (03-28-25)
	3		vs. San Antonio Brahmas (04-06-25)
Drives started in opp territory	3		vs. DC Defenders (04-13-25)
Average Field Position	43		vs. Arlington Renegades (05-02-25)

**St. Louis Battlehawks 2025 Season Stats**  
**Game Superlatives**  
**(As of May 4, 2025)**



**St. Louis Battlehawks Team Game Lows**

Rushes	16		vs. DC Defenders (04-13-25)
Yards Rushing	45		vs. DC Defenders (04-13-25)
Rushing Average (Min. 3)	2.8	45-16	vs. DC Defenders (04-13-25)
TD Rushes	2		vs. Michigan Panthers (04-26-25)
Stuffed Rushes	5		vs. Michigan Panthers (04-26-25)
Pass Completions	7		vs. Arlington Renegades (05-02-25)
Pass Attempts	13		vs. Michigan Panthers (04-26-25)
Passing Yards	35		at Arlington Renegades (04-19-25)
Passing Average (Min. 3)	1.8	35-19	at Arlington Renegades (04-19-25)
Completion Average (Min. 3)	4.4	35-8	at Arlington Renegades (04-19-25)
Completion Percentage (Min. 10)	36.8	7-19	vs. Arlington Renegades (05-02-25)
	42.1	8-19	at Arlington Renegades (04-19-25)
TD Passes	1		vs. DC Defenders (04-13-25)
	1		vs. Arlington Renegades (05-02-25)
Sacked	1		at Houston Roughnecks (03-28-25)
	1		vs. San Antonio Brahmas (04-06-25)
Total Offensive Plays	42		vs. Michigan Panthers (04-26-25)
Offensive Average	2.5		at Arlington Renegades (04-19-25)
Points	12		vs. Arlington Renegades (05-02-25)
Margin of Victory	-15		at Arlington Renegades (04-19-25)
Touchdowns	1		vs. DC Defenders (04-13-25)
	1		at Arlington Renegades (04-19-25)
	1		vs. Arlington Renegades (05-02-25)
Field Goals Made	2		at Houston Roughnecks (03-28-25)
	2		vs. San Antonio Brahmas (04-06-25)
	2		vs. Michigan Panthers (04-26-25)
	2		vs. Arlington Renegades (05-02-25)
Field Goals Attempted	2		at Houston Roughnecks (03-28-25)
	2		vs. San Antonio Brahmas (04-06-25)
	2		vs. Michigan Panthers (04-26-25)
	2		vs. Arlington Renegades (05-02-25)
Punts	2		vs. Michigan Panthers (04-26-25)
Punting Average (Min. 3)	47.0	235-5	vs. Arlington Renegades (05-02-25)
Long Punt	56		at Arlington Renegades (04-19-25)
Punts Inside 20	1		vs. DC Defenders (04-13-25)
	1		at Arlington Renegades (04-19-25)
	1		vs. Michigan Panthers (04-26-25)
	1		vs. Arlington Renegades (05-02-25)
First Downs	7		vs. DC Defenders (04-13-25)
First Downs by Rush	2		vs. DC Defenders (04-13-25)
First Downs by Pass	4		vs. DC Defenders (04-13-25)
First Downs by Penalty	1		at Houston Roughnecks (03-28-25)
	1		vs. DC Defenders (04-13-25)
Penalties	3		vs. Michigan Panthers (04-26-25)
Penalty Yards	25		vs. Michigan Panthers (04-26-25)
Turnovers	1		vs. Arlington Renegades (05-02-25)
Turnover Margin	-3		vs. Arlington Renegades (05-02-25)
Points Off Turnovers	3		vs. San Antonio Brahmas (04-06-25)
Interceptions Thrown	2		at Arlington Renegades (04-19-25)
Fumbles	1		vs. Arlington Renegades (05-02-25)
Fumbles Lost	1		vs. DC Defenders (04-13-25)
	1		at Arlington Renegades (04-19-25)
	1		vs. Arlington Renegades (05-02-25)
Tackles	42		at Houston Roughnecks (03-28-25)
Tackles for Loss	2		vs. Michigan Panthers (04-26-25)
Sacks	1		vs. Michigan Panthers (04-26-25)
Interceptions (by Defense)	1		vs. San Antonio Brahmas (04-06-25)
	1		at Arlington Renegades (04-19-25)
	1		vs. Michigan Panthers (04-26-25)
	1		vs. Arlington Renegades (05-02-25)

Pass Breakups	2		vs. Michigan Panthers (04-26-25)
	2		vs. Arlington Renegades (05-02-25)
3rd Down Conversions Made	3		vs. Michigan Panthers (04-26-25)
	3		vs. Arlington Renegades (05-02-25)
3rd Down Conversions Att	6		vs. Michigan Panthers (04-26-25)
3rd Down Conversions	23.1	3-13	vs. Arlington Renegades (05-02-25)
Red Zone Attempts	1		vs. Arlington Renegades (05-02-25)
Red Zone Scores	2		vs. San Antonio Brahmas (04-06-25)
	2		vs. Michigan Panthers (04-26-25)
Red Zone Percentage	00	0-2	at Arlington Renegades (04-19-25)
	00	0-1	vs. Arlington Renegades (05-02-25)
Time of Possession (secs)	1443		vs. DC Defenders (04-13-25)
TOP Margin (secs)	-714		vs. DC Defenders (04-13-25)
Scoring Drives	3		at Arlington Renegades (04-19-25)
	3		vs. Arlington Renegades (05-02-25)
10+ Play Drives	1		vs. San Antonio Brahmas (04-06-25)
75+ Yard Drives	1		vs. San Antonio Brahmas (04-06-25)
5+ Min Drives	1		at Arlington Renegades (04-19-25)
	1		vs. Arlington Renegades (05-02-25)
Drives started in opp territory	1		at Arlington Renegades (04-19-25)
	1		vs. Michigan Panthers (04-26-25)
Average Field Position	31		at Arlington Renegades (04-19-25)

**St. Louis Battlehawks 2025 Season Stats**  
**Game Superlatives**  
**(As of May 4, 2025)**



**Opponent Team Game Highs**

Rushes	32		vs. DC Defenders (04-13-25)
Yards Rushing	113		vs. Michigan Panthers (04-26-25)
Rushing Average (Min. 3)	5.9	112-19	vs. San Antonio Brahmas (04-06-25)
	5.9	94-16	at Houston Roughnecks (03-28-25)
TD Rushes	2		vs. Michigan Panthers (04-26-25)
Stuffed Rushes	10		vs. DC Defenders (04-13-25)
Pass Completions	25		vs. Michigan Panthers (04-26-25)
Pass Attempts	37		vs. DC Defenders (04-13-25)
Passing Yards	287		vs. Michigan Panthers (04-26-25)
Passing Average (Min. 3)	8.4	287-34	vs. Michigan Panthers (04-26-25)
Completion Average (Min. 3)	14.3	243-17	vs. DC Defenders (04-13-25)
Completion Percentage (Min. 10)	73.5	25-34	vs. Michigan Panthers (04-26-25)
	69.6	16-23	vs. Arlington Renegades (05-02-25)
	65.4	17-26	at Arlington Renegades (04-19-25)
TD Passes	3		vs. DC Defenders (04-13-25)
Sacked	4		vs. San Antonio Brahmas (04-06-25)
Total Offensive Plays	69		vs. DC Defenders (04-13-25)
Offensive Average	6.2		vs. Michigan Panthers (04-26-25)
Points	30		at Arlington Renegades (04-19-25)
Margin of Victory	15		at Arlington Renegades (04-19-25)
Touchdowns	4		at Arlington Renegades (04-19-25)
	4		vs. Michigan Panthers (04-26-25)
Field Goals Made	3		vs. DC Defenders (04-13-25)
Field Goals Attempted	4		vs. DC Defenders (04-13-25)
Punts	7		at Arlington Renegades (04-19-25)
Punting Average (Min. 3)	50.3	201-4	vs. San Antonio Brahmas (04-06-25)
Long Punt	62		vs. San Antonio Brahmas (04-06-25)
Punts Inside 20	1		at Houston Roughnecks (03-28-25)
	1		vs. San Antonio Brahmas (04-06-25)
	1		at Arlington Renegades (04-19-25)
First Downs	23		vs. Michigan Panthers (04-26-25)
First Downs by Rush	9		vs. Michigan Panthers (04-26-25)
First Downs by Pass	13		vs. Michigan Panthers (04-26-25)
First Downs by Penalty	3		vs. DC Defenders (04-13-25)
	3		vs. Arlington Renegades (05-02-25)
Penalties	11		vs. Arlington Renegades (05-02-25)
Penalty Yards	83		vs. San Antonio Brahmas (04-06-25)
Turnovers	4		vs. Arlington Renegades (05-02-25)
Turnover Margin	3		vs. Arlington Renegades (05-02-25)
Points Off Turnovers	15		vs. DC Defenders (04-13-25)
Interceptions Thrown	2		at Houston Roughnecks (03-28-25)
	2		vs. DC Defenders (04-13-25)
Fumbles	3		vs. Arlington Renegades (05-02-25)
Fumbles Lost	3		vs. Arlington Renegades (05-02-25)
Tackles	76		at Arlington Renegades (04-19-25)
Tackles for Loss	9		vs. DC Defenders (04-13-25)
	9		at Arlington Renegades (04-19-25)
Sacks	6		at Arlington Renegades (04-19-25)
Interceptions (by Defense)	3		vs. DC Defenders (04-13-25)
Pass Breakups	9		vs. Arlington Renegades (05-02-25)
3rd Down Conversions Made	7		vs. DC Defenders (04-13-25)
	7		vs. Michigan Panthers (04-26-25)
3rd Down Conversions Att	15		vs. DC Defenders (04-13-25)
3rd Down Conversions	63.6	7-11	vs. Michigan Panthers (04-26-25)
4th Down Conversions Made	1		vs. San Antonio Brahmas (04-06-25)
	1		vs. Michigan Panthers (04-26-25)
4th Down Conversions Att	3		vs. San Antonio Brahmas (04-06-25)
	3		vs. Michigan Panthers (04-26-25)
4th Down Conversions	33.3	1-3	vs. San Antonio Brahmas (04-06-25)
	33.3	1-3	vs. Michigan Panthers (04-26-25)
Red Zone Attempts	4		vs. DC Defenders (04-13-25)

5/5/25, 4:59 AM

Red Zone Scores	3		vs. Michigan Panthers (04-26-25)
Red Zone Percentage	100	2-2	at Arlington Renegades (04-19-25)
	100	3-3	vs. Michigan Panthers (04-26-25)
Time of Possession (secs)	2157		vs. DC Defenders (04-13-25)
TOP Margin (secs)	714		vs. DC Defenders (04-13-25)
Scoring Drives	6		vs. DC Defenders (04-13-25)
10+ Play Drives	2		vs. San Antonio Brahmas (04-06-25)
	2		vs. DC Defenders (04-13-25)
	2		vs. Michigan Panthers (04-26-25)
	2		vs. Arlington Renegades (05-02-25)
75+ Yard Drives	1		vs. Michigan Panthers (04-26-25)
5+ Min Drives	3		vs. Michigan Panthers (04-26-25)
Drives started in opp territory	3		vs. DC Defenders (04-13-25)
Average Field Position	38		at Arlington Renegades (04-19-25)

# St. Louis Battlehawks 2025 Season Stats

## Game Superlatives

(As of May 4, 2025)



### Opponent Team Game Lows

Rushes	16		at Houston Roughnecks (03-28-25)
Yards Rushing	73		at Arlington Renegades (04-19-25)
Rushing Average (Min. 3)	3.2	103-32	vs. DC Defenders (04-13-25)
TD Rushes	1		vs. San Antonio Brahmas (04-06-25)
	1		at Arlington Renegades (04-19-25)
Stuffed Rushes	3		at Houston Roughnecks (03-28-25)
	3		vs. San Antonio Brahmas (04-06-25)
Pass Completions	12		at Houston Roughnecks (03-28-25)
Pass Attempts	23		vs. Arlington Renegades (05-02-25)
Passing Yards	76		at Houston Roughnecks (03-28-25)
Passing Average (Min. 3)	2.6	76-29	at Houston Roughnecks (03-28-25)
Completion Average (Min. 3)	6.3	76-12	at Houston Roughnecks (03-28-25)
Completion Percentage (Min. 10)	41.4	12-29	at Houston Roughnecks (03-28-25)
TD Passes	1		at Houston Roughnecks (03-28-25)
	1		at Arlington Renegades (04-19-25)
Sacked	1		vs. Michigan Panthers (04-26-25)
Total Offensive Plays	48		at Houston Roughnecks (03-28-25)
Offensive Average	3.5		at Houston Roughnecks (03-28-25)
Points	6		at Houston Roughnecks (03-28-25)
	6		vs. Arlington Renegades (05-02-25)
Margin of Victory	-25		at Houston Roughnecks (03-28-25)
Touchdowns	1		at Houston Roughnecks (03-28-25)
	1		vs. San Antonio Brahmas (04-06-25)
Field Goals Made	1		vs. San Antonio Brahmas (04-06-25)
Field Goals Attempted	1		vs. San Antonio Brahmas (04-06-25)
Punts	1		vs. Michigan Panthers (04-26-25)
Punting Average (Min. 3)	43.5	174-4	vs. DC Defenders (04-13-25)
Long Punt	48		vs. Michigan Panthers (04-26-25)
Punts Inside 20	1		at Houston Roughnecks (03-28-25)
	1		vs. San Antonio Brahmas (04-06-25)
	1		at Arlington Renegades (04-19-25)
First Downs	11		at Houston Roughnecks (03-28-25)
	11		vs. San Antonio Brahmas (04-06-25)
First Downs by Rush	4		at Arlington Renegades (04-19-25)
First Downs by Pass	4		at Houston Roughnecks (03-28-25)
First Downs by Penalty	1		vs. Michigan Panthers (04-26-25)
Penalties	3		at Houston Roughnecks (03-28-25)
Penalty Yards	20		at Houston Roughnecks (03-28-25)
Turnovers	1		vs. San Antonio Brahmas (04-06-25)
	1		at Arlington Renegades (04-19-25)
	1		vs. Michigan Panthers (04-26-25)
Turnover Margin	-2		vs. DC Defenders (04-13-25)
	-2		at Arlington Renegades (04-19-25)
Points Off Turnovers	3		vs. Arlington Renegades (05-02-25)
Interceptions Thrown	1		vs. San Antonio Brahmas (04-06-25)
	1		at Arlington Renegades (04-19-25)
	1		vs. Michigan Panthers (04-26-25)
	1		vs. Arlington Renegades (05-02-25)
Fumbles	1		at Arlington Renegades (04-19-25)
	1		vs. Michigan Panthers (04-26-25)
Fumbles Lost	3		vs. Arlington Renegades (05-02-25)
Tackles	55		vs. Arlington Renegades (05-02-25)
Tackles for Loss	3		at Houston Roughnecks (03-28-25)
	3		vs. Michigan Panthers (04-26-25)
Sacks	1		at Houston Roughnecks (03-28-25)
	1		vs. San Antonio Brahmas (04-06-25)
Interceptions (by Defense)	2		at Arlington Renegades (04-19-25)
Pass Breakups	1		at Houston Roughnecks (03-28-25)
3rd Down Conversions Made	4		at Arlington Renegades (04-19-25)
3rd Down Conversions Att	11		vs. Michigan Panthers (04-26-25)
3rd Down Conversions	33.3	4-12	at Arlington Renegades (04-19-25)

5/5/25, 4:59 AM

Red Zone Attempts	1		vs. Arlington Renegades (05-02-25)
Red Zone Scores	1		at Houston Roughnecks (03-28-25)
	1		vs. San Antonio Brahmas (04-06-25)
Red Zone Percentage	00	0-1	vs. Arlington Renegades (05-02-25)
Time of Possession (secs)	1447		vs. San Antonio Brahmas (04-06-25)
TOP Margin (secs)	-706		vs. San Antonio Brahmas (04-06-25)
Scoring Drives	1		at Houston Roughnecks (03-28-25)
10+ Play Drives	1		at Houston Roughnecks (03-28-25)
75+ Yard Drives	1		vs. Michigan Panthers (04-26-25)
5+ Min Drives	1		at Houston Roughnecks (03-28-25)
	1		vs. San Antonio Brahmas (04-06-25)
	1		vs. DC Defenders (04-13-25)
Drives started in opp territory	1		at Houston Roughnecks (03-28-25)
	1		vs. Arlington Renegades (05-02-25)
Average Field Position	25		vs. Michigan Panthers (04-26-25)

# St. Louis Battlehawks 2025 Season Stats Participation

(As of May 4, 2025)



#	PLAYER	GP	GS	HOU	SA	DC	ARL	MICH	ARL
98	Freedom Akinmoladun	6	6	ST	ST	ST	ST	ST	ST
87	Chase Allen	5	1	XX	XX	ST	XX	XX	..
70	Bradley Ashmore	6	1	XX	XX	XX	XX	XX	ST
62	Abdul Beecham	4	4	ST	ST	..	..	ST	ST
28	Rodrigo Blankenship	6	0	XX	XX	XX	XX	XX	XX
73	Juwann Bushell-Beatty	5	5	ST	ST	ST	ST	ST	..
88	Hakeem Butler	3	3	ST	..	..	..	ST	ST
32	Qwynnterio Cole	6	6	ST	ST	ST	ST	ST	ST
69	Ryan Coll	1	0	..	..	..	..	..	XX
02	Frank Darby	6	5	ST	XX	ST	ST	ST	ST
23	Lukas Denis	6	5	ST	ST	XX	ST	ST	ST
14	Max Duggan	5	2	XX	XX	..	XX	ST	ST
99	Austin Faoliu	5	5	ST	ST	ST	ST	ST	..
33	Olakunle Fatukasi	5	0	XX	XX	XX	XX	XX	..
56	Travis Feeney	6	6	ST	ST	ST	ST	ST	ST
48	Chris Garrett	4	0	XX	..	..	XX	XX	XX
74	Steven Gonzalez	6	6	ST	ST	ST	ST	ST	ST
51	Willie Harvey	6	6	ST	ST	ST	ST	ST	ST
16	Sterling Hofrichter	6	0	XX	XX	XX	XX	XX	XX
92	Phil Hoskins	6	0	XX	XX	XX	XX	XX	XX
41	Jarveon Howard	6	0	XX	XX	XX	XX	XX	XX
08	Blake Jackson	6	1	XX	ST	XX	XX	XX	XX
12	Gary Jennings Jr.	6	2	XX	XX	ST	ST	XX	XX
24	Myles Jones	5	3	XX	XX	..	ST	ST	ST
75	Jaryd Jones-Smith	6	6	ST	ST	ST	ST	ST	ST
85	Jerome Kapp	4	0	..	..	XX	XX	XX	XX
04	Kameron Kelly	6	6	ST	ST	ST	ST	ST	ST
25	Kevon Latulas	2	0	..	XX	XX	..	..	..
97	Isaiah Mack	1	0	..	..	..	..	..	XX
47	Alex Matheson	6	0	XX	XX	XX	XX	XX	XX
22	Nate Meadors	6	0	XX	XX	XX	XX	XX	XX
11	Denzel Mims	6	1	XX	ST	XX	XX	XX	XX
59	Callahan O'Reilly	6	0	XX	XX	XX	XX	XX	XX
61	Mike Panasiuk	6	6	ST	ST	ST	ST	ST	ST
03	Chris Payton-Jones	6	6	ST	ST	ST	ST	ST	ST
01	Jahcour Pearson	6	5	ST	ST	XX	ST	ST	ST
93	T.J. Pesefea Jr.	6	2	XX	XX	ST	XX	XX	ST
27	Mike Rose	6	6	ST	ST	ST	ST	ST	ST
15	Jacob Saylor	6	6	ST	ST	ST	ST	ST	ST
38	Brandon Sebastian	3	3	ST	ST	ST	..	..	..
06	Myles Sims	3	0	..	..	XX	XX	XX	..
76	Cole Spencer	2	0	..	..	XX	XX	..	..
84	Jake Sutherland	6	6	ST	ST	ST	ST	ST	ST
07	Pita Taumoepenu	6	6	ST	ST	ST	ST	ST	ST
26	Carson Wells	4	0	XX	XX	XX	XX	..	..
54	Dohnovan West	6	2	XX	XX	ST	ST	XX	XX
10	Nick Whiteside II	6	0	XX	XX	XX	XX	XX	XX
82	Sam Wiglusz	1	0	..	XX	..	..	..	..
05	Manny Wilkins	4	4	ST	ST	ST	ST	..	..

St. Louis Battlehawks 2025 Season Stats  
Participation  
(As of May 4, 2025)



#	PLAYER	GP	GS		HOU	SA	DC	ARL	MICH	ARL
---	--------	----	----	--	-----	----	----	-----	------	-----

St. Louis Battlehawks 2025 Season Stats  
Starters  
(As of May 4, 2025)



Offense	1	2	3	4	5	6	7	8	9	10	11
HOU	Panasiuk, (C)	Beecham, (G)	Gonzalez, (G)	Wilkins, (QB)	Saylor, (RB)	Bushell-Beatty, (T)	Jones-Smith, (T)	Sutherland, (TE)	Butler, (WR)	Darby, (WR)	Pearson, (WR)
SA	Panasiuk, (C)	Beecham, (G)	Gonzalez, (G)	Wilkins, (QB)	Saylor, (RB)	Bushell-Beatty, (T)	Jones-Smith, (T)	Sutherland, (TE)	Jackson, (WR)	Mims, (WR)	Pearson, (WR)
DC	Panasiuk, (C)	West, (C)	Gonzalez, (G)	Wilkins, (QB)	Saylor, (RB)	Bushell-Beatty, (T)	Jones-Smith, (T)	Allen, (TE)	Sutherland, (TE)	Darby, (WR)	Jennings Jr., (WR)
ARL	Panasiuk, (C)	West, (C)	Gonzalez, (G)	Wilkins, (QB)	Saylor, (RB)	Bushell-Beatty, (T)	Jones-Smith, (T)	Sutherland, (TE)	Darby, (WR)	Jennings Jr., (WR)	Pearson, (WR)
MICH	Panasiuk, (C)	Beecham, (G)	Gonzalez, (G)	Duggan, (QB)	Saylor, (RB)	Bushell-Beatty, (T)	Jones-Smith, (T)	Sutherland, (TE)	Butler, (WR)	Darby, (WR)	Pearson, (WR)
ARL	Panasiuk, (C)	Beecham, (G)	Gonzalez, (G)	Duggan, (QB)	Saylor, (RB)	Ashmore, (T)	Jones-Smith, (T)	Sutherland, (TE)	Butler, (WR)	Darby, (WR)	Pearson, (WR)
Defense	1	2	3	4	5	6	7	8	9	10	11
HOU	Payton-Jones, (CB)	Sebastian, (CB)	Kelly, (DB)	Akinmoladun, (DE)	Faoliu, (DT)	Cole, (FS)	Denis, (FS)	Harvey, (LB)	Rose, (MLB)	Feeney, (OLB)	Taumoepenu, (OLB)
SA	Payton-Jones, (CB)	Sebastian, (CB)	Kelly, (DB)	Akinmoladun, (DE)	Faoliu, (DT)	Cole, (FS)	Denis, (FS)	Harvey, (LB)	Rose, (MLB)	Feeney, (OLB)	Taumoepenu, (OLB)
DC	Payton-Jones, (CB)	Sebastian, (CB)	Kelly, (DB)	Akinmoladun, (DE)	Faoliu, (DT)	Cole, (FS)	Harvey, (LB)	Rose, (MLB)	Pesefea Jr., (NT)	Feeney, (OLB)	Taumoepenu, (OLB)
ARL	Jones, (CB)	Payton-Jones, (CB)	Kelly, (DB)	Akinmoladun, (DE)	Faoliu, (DT)	Cole, (FS)	Denis, (FS)	Harvey, (LB)	Rose, (MLB)	Feeney, (OLB)	Taumoepenu, (OLB)
MICH	Jones, (CB)	Payton-Jones, (CB)	Kelly, (DB)	Akinmoladun, (DE)	Faoliu, (DT)	Cole, (FS)	Denis, (FS)	Harvey, (LB)	Rose, (MLB)	Feeney, (OLB)	Taumoepenu, (OLB)
ARL	Jones, (CB)	Payton-Jones, (CB)	Kelly, (DB)	Akinmoladun, (DE)	Cole, (FS)	Denis, (FS)	Harvey, (LB)	Rose, (MLB)	Pesefea Jr., (NT)	Feeney, (OLB)	Taumoepenu, (OLB)

**St. Louis Battlehawks 2025 Season Stats**  
**Total Tackles Game-by-Game**  
**(As of May 4, 2025)**



<b>Total Tackles</b>	<b>UA-A</b>	<b>Total</b>	<b>HOU</b>	<b>SA</b>	<b>DC</b>	<b>ARL</b>	<b>MICH</b>	<b>ARL</b>
Qwynnterio Cole	22-18	40	3-1	1-1	3-5	4-4	5-4	6-3
Willie Harvey	22-12	34	0-1	3-1	4-0	3-5	7-2	5-3
Nate Meadors	17-12	29	2-2	2-2	5-3	2-2	5-1	1-2
Mike Rose	12-16	28	0-2	2-2	2-2	2-4	4-1	2-5
Callahan O'Reilly	14-12	26	1-0	2-2	1-5	4-3	3-2	3-0
Travis Feeney	13-11	24	0-1	2-2	1-5	2-2	5-1	3-0
Lukas Denis	17-2	19	1-1	1-0	1-0	5-0	5-1	4-0
Olakunle Fatukasi	9-9	18	2-1	2-1	3-6	2-0	0-1	DNP
Kameron Kelly	13-4	17	1-0	4-1	2-1	3-0	1-1	2-1
Pita Taumoeopenu	9-8	17	2-1	2-0	0-3	0-2	1-2	4-0
Chris Payton-Jones	10-3	13	3-0	2-1	0-1	1-1	3-0	1-0
Chris Garrett	9-4	13	2-0	DNP	DNP	2-2	1-1	4-1
Freedom Akinmoladun	7-5	12	1-1	-	2-3	1-1	2-0	1-0
Carson Wells	6-6	12	0-1	3-2	3-3	-	DNP	DNP
Austin Faoliu	2-10	12	0-2	1-2	0-2	1-2	0-2	DNP
Nick Whiteside II	5-5	10	3-0	1-0	0-2	0-0	0-1	1-2
Phil Hoskins	5-5	10	-	1-1	1-2	-	2-0	1-2
Brandon Sebastian	7-1	8	3-0	3-1	1-0	DNP	DNP	DNP
T.J. Pesefea Jr.	6-2	8	1-0	1-0	2-0	2-0	0-2	-
Myles Jones	4-2	6	1-2	-	DNP	1-0	1-0	1-0
Myles Sims	4-1	5	DNP	DNP	2-0	1-1	1-0	DNP
Frank Darby	3-2	5	-	1-0	2-1	-	0-1	-
Jerome Kapp	3-2	5	DNP	DNP	-	0-1	2-1	1-0
Denzel Mims	3-0	3	-	-	-	-	2-0	1-0
Gary Jennings Jr.	3-0	3	-	-	2-0	1-0	-	-
Kevon Latulas	2-1	3	DNP	2-0	0-1	DNP	DNP	DNP
Isaiah Mack	2-1	3	DNP	DNP	DNP	DNP	DNP	2-1
Jarveon Howard	1-0	1	-	-	1-0	-	-	-
Mike Panasiuk	1-0	1	-	-	-	-	-	1-0
Chase Allen	1-0	1	-	1-0	-	-	-	DNP

St. Louis Battlehawks 2025 Season Stats  
Passing Game-by-Game  
(As of May 4, 2025)



#05 Manny Wilkins		Comp	Att	Int	Pct	Yards	TD	Long	Sacked	Effic
03-28-25	HOU	17	22	0		189	0	33	1-2	149.44
04-06-25	SA	12	16	0		162	0	58	1-7	160.05
04-13-25	DC	16	29	3		147	1	35	3-19	88.44
04-19-25	ARL	0	2	0		0	0	0	0-0	0.00
TOTALS		45	69	3	65.2	498	1	58	5-28	121.93
#14 Max Duggan		Comp	Att	Int	Pct	Yards	TD	Long	Sacked	Effic
04-06-25	SA	0	1	0		0	0	0	0-0	0.00
04-19-25	ARL	8	17	2		78	0	20	6-43	62.07
04-26-25	MICH	9	12	0		124	1	67	2-12	189.30
05-02-25	ARL	7	19	0		93	1	30	5-35	95.33
TOTALS		24	49	2	49.0	295	2	67	13-90	104.86
#08 Blake Jackson		Comp	Att	Int	Pct	Yards	TD	Long	Sacked	Effic
04-26-25	MICH	1	1	0		57	1	57	0-0	908.80
TOTALS		1	1	0	100.0	57	1	57	0-0	908.80

St. Louis Battlehawks 2025 Season Stats  
Rushing/Receiving Game-by-Game  
(As of May 4, 2025)



Rushing	No/Yds/TD	HOU	SA	DC	ARL	MICH	ARL
Jacob Saylors	80/312/4	16/98/1	11/46/3	7/1/0	20/61/0	12/49/0	14/57/0
Max Duggan	37/183/2	3/12/0	4/10/0	DNP	10/42/0	10/70/2	10/49/0
Jarveon Howard	30/141/1	13/115/1	6/13/0	3/6/0	4/1/0	3/4/0	1/2/0
Manny Wilkins	22/136/2	8/43/2	9/58/0	4/39/0	1/-4/0	DNP	DNP
Blake Jackson	4/26/0	1/5/0	1/-2/0	DNP	1/18/0	DNP	1/5/0
Jahcour Pearson	3/21/0	DNP	2/14/0	1/7/0	DNP	DNP	DNP
Gary Jennings Jr.	3/20/0	DNP	1/13/0	DNP	1/4/0	1/3/0	DNP
Kevon Latulas	5/12/0	DNP	5/12/0	DNP	DNP	DNP	DNP
Frank Darby	2/-8/0	DNP	DNP	1/-8/0	DNP	1/0/0	DNP

Receiving	No/Yds/TD	HOU	SA	DC	ARL	MICH	ARL
Jacob Saylors	17/202/0	4/47/0	3/25/0	7/91/0	1/16/0	2/23/0	DNP
Hakeem Butler	3/154/3	DNP	DNP	DNP	DNP	2/124/2	1/30/1
Jahcour Pearson	17/110/0	6/83/0	3/8/0	4/1/0	1/10/0	2/-3/0	1/11/0
Frank Darby	6/109/1	2/32/0	DNP	1/35/1	2/26/0	DNP	1/16/0
Blake Jackson	6/73/0	DNP	1/26/0	DNP	DNP	2/16/0	3/31/0
Gary Jennings Jr.	2/62/0	DNP	1/58/0	DNP	1/4/0	DNP	DNP
Denzel Mims	5/51/0	DNP	2/20/0	1/9/0	1/17/0	DNP	1/5/0
Jake Sutherland	6/51/0	1/4/0	1/14/0	1/8/0	1/4/0	2/21/0	DNP
Jarveon Howard	6/27/0	3/18/0	1/11/0	1/-3/0	1/1/0	DNP	DNP
Chase Allen	2/11/0	1/5/0	DNP	1/6/0	DNP	DNP	DNP

St. Louis Battlehawks 2025 Season Stats  
Return Stats Game-by-Game  
(As of May 4, 2025)



Punt Returns	No-Yds	HOU	SA	DC	ARL	MICH	ARL
Jahcour Pearson	17-226	3-51	3-49	3-20	4-53	1-6	3-47
Blake Jackson	2-20	1-10	-	-	1-10	-	-
Kick Returns	No-Yds	HOU	SA	DC	ARL	MICH	ARL
Blake Jackson	11-262	1-17	2-49	2-45	2-65	2-40	2-46
Gary Jennings Jr.	9-201	-	-	3-85	2-38	3-66	1-12
Interception Returns	No-Yds	HOU	SA	DC	ARL	MICH	ARL
Willie Harvey	1-56	-	-	-	1-56	-	-
Kameron Kelly	2-44	-	-	1-7	-	1-37	-
Chris Payton-Jones	2-43	-	-	1-31	-	-	1-12
Lukas Denis	1-0	1-0	-	-	-	-	-
Brandon Sebastian	1-0	-	1-0	-	DNP	DNP	DNP
Qwynnterio Cole	1--2	1--2	-	-	-	-	-
Fumble Returns	No-Yds	HOU	SA	DC	ARL	MICH	ARL
Chase Allen	1-13	-	-	1-13	-	-	DNP
Pita Taumoepenu	1-0	-	-	-	-	-	1-0
Nick Whiteside II	1-0	-	-	-	-	-	1-0
Chris Garrett	1-0	-	DNP	DNP	-	-	1-0

St. Louis Battlehawks 2025 Season Stats  
Fumbles Game-by-Game  
(As of May 4, 2025)



Fumbles	No-Lost	HOU	SA	DC	ARL	MICH	ARL
Manny Wilkins	3-1	-	-	2-1	1-0	DNP	DNP
Jahcour Pearson	1-1	-	-	-	1-1	-	-
Max Duggan	1-1	-	-	DNP	-	-	1-1

Fumbles Forced	Number	HOU	SA	DC	ARL	MICH	ARL
Pita Taumoepenu	2	-	-	-	-	-	2
Mike Rose	1	-	-	-	1	-	-
Qwynnterio Cole	1	-	-	-	-	-	1

Fumbles Recovered	Number	HOU	SA	DC	ARL	MICH	ARL
Pita Taumoepenu	1	-	-	-	-	-	1
Nick Whiteside II	1	-	-	-	-	-	1
Chris Garrett	1	-	DNP	DNP	-	-	1

St. Louis Battlehawks 2025 Season Stats  
Sacks/Tackles for Loss Game-by-Game  
(As of May 4, 2025)



Sacks	UA-A	Total	HOU	SA	DC	ARL	MICH	ARL
Pita Taumoepenu	5.5-0	5.5	2.0-13	1.0-2	0.0-0	0.5-3	0.0-0	2.0-10
Nate Meadors	1-0	1.0	0.0-0	1.0-0	0.0-0	0.0-0	0.0-0	0.0-0
Lukas Denis	1-0	1.0	0.0-0	0.0-0	0.0-0	0.0-0	1.0-7	0.0-0
Chris Garrett	1-0	1.0	0.0-0	DNP	DNP	1.0-7	0.0-0	0.0-0
Travis Feeney	1-0	1.0	0.0-0	1.0-9	0.0-0	0.0-0	0.0-0	0.0-0
T.J. Pesefea Jr.	1-0	1.0	1.0-0	0.0-0	0.0-0	0.0-0	0.0-0	-
Isaiah Mack	1-0	1.0	DNP	DNP	DNP	DNP	DNP	1.0-7
Austin Faoliu	1-0	1.0	0.0-0	1.0-7	0.0-0	0.0-0	0.0-0	DNP
Freedom Akinmoladun	0.5-0	0.5	0.0-0	-	0.0-0	0.5-3	0.0-0	0.0-0

Tackles for Loss	UA-A	Total	HOU	SA	DC	ARL	MICH	ARL
Lukas Denis	4-0	4.0	0.0-0	1.0-2	0.0-0	1.0-1	1.0-7	1.0-1
Pita Taumoepenu	3-0	3.0	2.0-13	1.0-2	0.0-1	0.0-0	0.0-0	0.0-0
Mike Rose	3-0	3.0	0.0-0	0.0-0	1.0-4	0.0-0	1.0-1	1.0-1
Travis Feeney	3-0	3.0	0.0-0	1.0-9	1.0-6	0.0-0	0.0-1	1.0-5
Chris Garrett	2-0	2.0	1.0-2	DNP	DNP	1.0-7	0.0-0	0.0-0
Willie Harvey	2-0	2.0	0.0-0	0.0-0	2.0-9	0.0-0	0.0-0	0.0-0
Austin Faoliu	2-0	2.0	0.0-0	1.0-7	0.0-0	1.0-1	0.0-1	DNP
Nate Meadors	1-0	1.0	0.0-0	0.0-0	0.0-0	0.0-0	0.0-0	1.0-1
Qwynnterio Cole	1-0	1.0	0.0-0	0.0-0	1.0-4	0.0-0	0.0-0	0.0-0
Callahan O'Reilly	1-0	1.0	0.0-0	0.0-0	0.0-0	1.0-1	0.0-0	0.0-0
T.J. Pesefea Jr.	1-0	1.0	0.0-0	0.0-0	0.0-0	1.0-2	0.0-0	-
Isaiah Mack	1-0	1.0	DNP	DNP	DNP	DNP	DNP	1.0-7

St. Louis Battlehawks 2025 Season Stats  
Differentials  
(As of May 4, 2025)



ST. LOUIS BATTLEHAWKS TURNOVER DIFFERENTIAL

Date	Opponent	Score	Takeaways			Giveaways			TO Diff	Points off TOs		
			FumbL	IntT	Tot	FumbR	Int	Tot		Tm	Opp	Diff
03-28-25	Houston Roughnecks	W 31-6	0	0	0	0	2	2	-2	9	0	9
04-06-25	San Antonio Brahmas	W 26-9	0	0	0	0	1	1	-1	3	0	3
04-13-25	DC Defenders	L 15-27	1	3	4	0	2	2	2	6	15	-9
04-19-25	Arlington Renegades	L 15-30	1	2	3	0	1	1	2	14	0	14
04-26-25	Michigan Panthers	W 32-27	0	0	0	0	1	1	-1	8	0	8
05-02-25	Arlington Renegades	W 12-6	1	0	1	3	1	4	-3	0	3	-3
Totals			3	5	8	3	8	11	-3	40	18	22

ST. LOUIS BATTLEHAWKS MISC DIFFERENTIALS

Date	Opponent	Score	First Downs			Penalties			Penalty Yards			Total Off Plays		
			Team	Opp	Diff	Team	Opp	Diff	Team	Opp	Diff	Team	Opp	Diff
03-28-25	Houston Roughnecks	W 31-6	24	11	13	5	3	-2	60	20	-40	64	48	16
04-06-25	San Antonio Brahmas	W 26-9	20	11	9	5	10	5	40	83	43	57	50	7
04-13-25	DC Defenders	L 15-27	7	22	-15	7	7	0	70	80	10	48	69	-21
04-19-25	Arlington Renegades	L 15-30	12	12	0	6	6	0	53	70	17	62	50	12
04-26-25	Michigan Panthers	W 32-27	16	23	-7	3	10	7	25	78	53	42	65	-23
05-02-25	Arlington Renegades	W 12-6	10	13	-3	5	11	6	50	69	19	50	51	-1
Totals			89	92	-3	31	47	-16	298	400	-102	323	333	-10

ST. LOUIS BATTLEHAWKS YARDAGE DIFFERENTIALS

Date	Opponent	Score	Passing			Rushing			Total Offense			Scoring		
			Gain	Allow	Diff	Gain	Allow	Diff	Gain	Allow	Diff	Scored	Allowed	Diff
03-28-25	Houston Roughnecks	W	187	76	111	273	94	179	460	170	290	31	6	25
04-06-25	San Antonio Brahmas	W	155	111	44	164	112	52	319	223	96	26	9	17
04-13-25	DC Defenders	L	128	243	-115	45	103	-58	173	346	-173	15	27	-12
04-19-25	Arlington Renegades	L	35	136	-101	122	73	49	157	209	-52	15	30	-15
04-26-25	Michigan Panthers	W	169	287	-118	126	113	13	295	400	-105	32	27	5
05-02-25	Arlington Renegades	W	58	128	-70	113	82	31	171	210	-39	12	6	6
Totals			732	981	-249	843	577	266	1575	1558	17	131	105	26

St. Louis Battlehawks 2025 Season Stats  
Ratios  
(As of May 4, 2025)



ST. LOUIS BATTLEHAWKS EFFICIENCY RATIOS

Date	Opponent		Passing				Rushing				Total Offense				Scoring				Points Per Play		
			Gain	Allow	Diff	Effic	Gain	Allow	Diff	Effic	Gain	Allow	Diff	Effic	Scrd	Allwd	Diff	Effic	Team	Opp	Effic
03-28-25	HOU	W	187	76	111	2.5	273	94	179	2.9	460	170	290	2.7	31	6	25	5.2	2.1	8.0	0.3
04-06-25	SA	W	155	111	44	1.4	164	112	52	1.5	319	223	96	1.4	26	9	17	2.9	2.2	5.6	0.4
04-13-25	DC	L	128	243	-115	0.5	45	103	-58	0.4	173	346	-173	0.5	15	27	-12	0.6	3.2	2.6	1.2
04-19-25	ARL	L	35	136	-101	0.3	122	73	49	1.7	157	209	-52	0.8	15	30	-15	0.5	4.1	1.7	2.4
04-26-25	MICH	W	169	287	-118	0.6	126	113	13	1.1	295	400	-105	0.7	32	27	5	1.2	1.3	2.4	0.5
05-02-25	ARL	W	58	128	-70	0.5	113	82	31	1.4	171	210	-39	0.8	12	6	6	2.0	4.2	8.5	0.5
Totals			732	981	-249	0.7	843	577	266	1.5	1575	1558	17	1.0	131	105	26	1.2	2.5	3.2	0.8

**St. Louis Battlehawks 2025 Season Stats**  
**Chunk Plays**  
**(As of May 4, 2025)**



**15+ YARD RECEPTIONS AND 10+ YARD RUNS**

**03-28-25 vs. Houston Roughnecks**

Gain	Type	Player	Qtr	Dwn-Dst	Spot
12	Rush	Wilkins, Manny	1	3-13	STL37
21	Rush	Saylors, Jacob	1	2-10	HOU36
12	Rush	Wilkins, Manny	1	1-10	HOU15
19	Pass	Saylors, Jacob from Wilkins, Manny	1	1-10	STL16
33	Pass	Pearson, Jahcour from Wilkins, Manny	1	1-10	STL35
19	Pass	Saylors, Jacob from Wilkins, Manny	2	3-19	STL20
30	Pass	Pearson, Jahcour from Wilkins, Manny	2	3-17	STL32
20	Pass	Darby, Frank from Wilkins, Manny	2	1-10	HOU37
25	Rush	Saylors, Jacob	3	3-2	STL40
20	Rush	Howard, Jarveon	3	1-10	STL28
12	Rush	Saylors, Jacob	3	2-8	HOU36
15	Rush	Duggan, Max	4	1-10	STL11
74	Rush	Howard, Jarveon (TD)	4	1-10	STL26

Total: 13 Rush: 8 Pass: 5

**04-06-25 vs. San Antonio Brahmas**

Gain	Type	Player	Qtr	Dwn-Dst	Spot
11	Rush	Saylors, Jacob	1	2-12	STL10
13	Rush	Jennings Jr., Gary	1	1-10	STL29
12	Rush	Wilkins, Manny	1	2-14	STL38
23	Pass	Saylors, Jacob from Wilkins, Manny	1	3-2	STL50
18	Rush	Wilkins, Manny	2	1-10	STL25
20	Rush	Saylors, Jacob (TD)	2	2-10	SA20
58	Pass	Jennings Jr., Gary from Wilkins, Manny	2	1-10	STL22
26	Pass	Jackson, Blake from Wilkins, Manny	3	3-16	STL37
15	Pass	Mims, Denzel from Wilkins, Manny	3	3-4	SA20
10	Rush	Wilkins, Manny	3	1-10	SA17
11	Rush	Latulas, Kevon	4	1-10	SA36
13	Rush	Duggan, Max	4	3-11	SA26

Total: 12 Rush: 8 Pass: 4

**04-13-25 vs. DC Defenders**

Gain	Type	Player	Qtr	Dwn-Dst	Spot
17	Pass	Saylors, Jacob from Wilkins, Manny	1	3-23	STL11
27	Rush	Wilkins, Manny	1	2-3	STL42
35	Pass	Darby, Frank from Wilkins, Manny (TD)	2	3-10	DC35
15	Pass	Saylors, Jacob from Wilkins, Manny	2	1-10	STL31
34	Pass	Saylors, Jacob from Wilkins, Manny	4	2-2	STL30

Total: 5 Rush: 1 Pass: 4

**04-19-25 vs. Arlington Renegades**

Gain	Type	Player	Qtr	Dwn-Dst	Spot
18	Rush	Jackson, Blake	1	2-10	STL26
17	Pass	Mims, Denzel from Duggan, Max	1	3-7	STL28
11	Rush	Saylors, Jacob	2	2-10	STL40
16	Pass	Saylors, Jacob from Duggan, Max	2	4-1	ARL40
20	Pass	Darby, Frank from Duggan, Max	4	1-10	STL46

Total: 5 Rush: 2 Pass: 3

**04-26-25 vs. Michigan Panthers**

Gain	Type	Player	Qtr	Dwn-Dst	Spot
15	Rush	Duggan, Max	1	2-4	MICH38
17	Pass	Saylors, Jacob from Duggan, Max	2	3-2	STL40
11	Rush	Saylors, Jacob	2	1-10	MICH43
14	Rush	Duggan, Max	2	1-10	MICH16
20	Pass	Sutherland, Jake from Duggan, Max	2	1-10	MICH30
15	Rush	Duggan, Max	3	3-2	STL50
67	Pass	Butler, Hakeem from Duggan, Max (TD)	4	2-9	STL33
57	Pass	Butler, Hakeem from Jackson, Blake (TD)	4	2-9	STL43

Total: 8 Rush: 4 Pass: 4

05-02-25 vs. Arlington Renegades

Gain	Type	Player	Qtr	Dwn-Dst	Spot
16	Pass	Darby, Frank from Duggan, Max	2	1-10	STL33
37	Rush	Duggan, Max	2	2-5	ARL39
30	Pass	Butler, Hakeem from Duggan, Max (TD)	2	3-6	ARL30
11	Rush	Saylors, Jacob	4	1-10	ARL40

Total: 4 Rush: 2 Pass: 2

Breakdown

Total Chunk Plays	47
Passing	22
Rushing	25
Scoring	6
By Distance	
Rushes over 20 yds	7
Rushes over 30 yds	2
Rushes over 40 yds	1
Rushes over 50 yds	1
Passes over 30 yds	8
Passes over 40 yds	3
Passes over 50 yds	3
Passes over 60 yds	1
By Quarter	
1st Qtr	14
2nd Qtr	17
3rd Qtr	7
4th Qtr	9
OT	0
By Down	
1st Down	19
2nd Down	13
3rd Down	14
4th Down	1

Longest Plays  
Rushing

74 yds by Howard, Jarveon vs. Houston Roughnecks
37 yds by Duggan, Max vs. Arlington Renegades
27 yds by Wilkins, Manny vs. DC Defenders
25 yds by Saylors, Jacob vs. Houston Roughnecks
21 yds by Saylors, Jacob vs. Houston Roughnecks

Passing

67 yds rec by Butler, Hakeem from Duggan, Max vs. Michigan Panthers
58 yds rec by Jennings Jr., Gary from Wilkins, Manny vs. San Antonio Brahmas
57 yds rec by Butler, Hakeem from Jackson, Blake vs. Michigan Panthers
35 yds rec by Darby, Frank from Wilkins, Manny vs. DC Defenders
34 yds rec by Saylors, Jacob from Wilkins, Manny vs. DC Defenders

St. Louis Battlehawks 2025 Season Stats  
Top Performances  
(As of May 4, 2025)



TOP PASSING PERFORMANCES (300+ YDS OR 4+ TDS)

QB	Yds	C-A	TD	Int	Opp
----	-----	-----	----	-----	-----

TOP RUSHING PERFORMANCES (100+ YDS OR 3+ TDS)

Rusher	Yds	Att	TD	Avg	Opp
Jarveon Howard	115	13	1	8.8	HOU (03-28-25)
Jacob Saylor	46	11	3	4.2	SA (04-06-25)

TOP RECEIVING PERFORMANCES (100+ YDS OR 2+ TDS OR 6 RCPTS.)

Receiver	Yds	No	TD	Long	Opp
Hakeem Butler	124	2	2	67	MICH (04-26-25)
Jacob Saylor	91	7	0	34	DC (04-13-25)
Jahcour Pearson	83	6	0	33	HOU (03-28-25)

St. Louis Battlehawks 2025 Season Stats  
Big Plays  
(As of May 4, 2025)



ST. LOUIS BATTLEHAWKS BIG PLAY DIFFERENTIAL

Date	Opponent	Result	St. Louis Battlehawks					Opponents					Diff
			Tot Plys	Big Rush	Big Pass	Big Plays	BP%	Tot Plys	Big Rush	Big Pass	Big Plays	BP%	
03-28-25	Houston Roughnecks	W 31-6	64	8	5	13	20.3	48	4	2	6	9.4	7
04-06-25	San Antonio Brahmas	W 26-9	57	8	4	12	21.1	50	4	4	8	14.0	4
04-13-25	DC Defenders	L 15-27	48	1	4	5	10.4	69	3	5	8	16.7	-3
04-19-25	Arlington Renegades	L 15-30	62	2	3	5	8.1	50	1	2	3	4.8	2
04-26-25	Michigan Panthers	W 32-27	42	4	4	8	19.0	65	2	7	9	21.4	-1
05-02-25	Arlington Renegades	W 12-6	50	2	2	4	8.0	51	2	5	7	14.0	-3
Totals			323	25	22	47	14.6	333	16	25	41	12.3	6

ST. LOUIS BATTLEHAWKS TOXIC DIFFERENTIAL

Date	Opponent	Result	St. Louis Battlehawks		Opponents		Turnover Diff	Big Play Diff	Toxic Differential
			Takeaways	Big Plays	Takeaways	Big Plays			
03-28-25	Houston Roughnecks	W 31-6	2	13	0	6	2	7	9
04-06-25	San Antonio Brahmas	W 26-9	1	12	0	8	1	4	5
04-13-25	DC Defenders	L 15-27	2	5	4	8	-2	-3	-5
04-19-25	Arlington Renegades	L 15-30	1	5	3	3	-2	2	0
04-26-25	Michigan Panthers	W 32-27	1	8	0	9	1	-1	0
05-02-25	Arlington Renegades	W 12-6	4	4	1	7	3	-3	0
Totals			11	47	8	41	3	6	9

St. Louis Battlehawks 2025 Season Stats  
Drive and Stuffed Run Stats  
(As of May 4, 2025)



				STUFFED RUSH PERCENTAGE					
Date	Opponent			St. Louis Battlehawks			Opponents		
				Stuffed	Attempts	Stuffed%	Stuffs	Attempts	Stuffed%
03-28-25	Houston Roughnecks	W	31-6	8	41	19.5	3	16	18.8
04-06-25	San Antonio Brahmas	W	26-9	14	39	35.9	3	19	15.8
04-13-25	DC Defenders	L	15-27	7	16	43.8	10	32	31.3
04-19-25	Arlington Renegades	L	15-30	8	37	21.6	6	22	27.3
04-26-25	Michigan Panthers	W	32-27	5	27	18.5	4	30	13.3
05-02-25	Arlington Renegades	W	12-6	7	26	26.9	4	25	16.0
Total				186	49	26.3	144	30	20.8

ST. LOUIS BATTLEHAWKS DRIVE STATS									
Date	Opponent	Drives	Scoring (TD/FG)	3andOut	5+ min	10+ play	75+ yds	OppTerr	AvgStart
03-28-25	Houston Roughnecks	9	6 (4/2)	0	3	3	2	2	40
04-06-25	San Antonio Brahmas	9	5 (3/2)	3	3	1	1	2	38
04-13-25	DC Defenders	12	4 (1/3)	2	0	0	0	3	41
04-19-25	Arlington Renegades	12	3 (0/3)	3	1	2	0	1	31
04-26-25	Michigan Panthers	9	6 (4/2)	2	2	0	0	1	36
05-02-25	Arlington Renegades	11	3 (1/2)	3	1	0	0	2	43
Totals		62	27 (13/14)	13	10	6	3	11	38
Percentages			43.5% (21.0% / 22.6%)	21.0%	16.1%	9.7%	4.8%	17.7%	

OPPONENT DRIVE STATS									
Date	Opponent	Drives	Scoring (TD/FG)	3andOut	5+ min	10+ play	75+ yds	OppTerr	AvgStart
03-28-25	Houston Roughnecks	9	1 (1/0)	3	1	1	0	1	37
04-06-25	San Antonio Brahmas	9	2 (1/1)	2	1	2	0	0	31
04-13-25	DC Defenders	13	6 (3/3)	3	1	2	0	3	37
04-19-25	Arlington Renegades	11	2 (2/0)	5	0	0	0	2	38
04-26-25	Michigan Panthers	9	4 (4/0)	1	3	2	1	0	25
05-02-25	Arlington Renegades	10	2 (0/2)	3	2	2	0	1	28
Totals		61	17 (11/6)	17	8	9	1	7	33
Percentages			27.9% (18.0% / 9.8%)	27.9%	13.1%	14.8%	1.6%	11.5%	