



# MEMPHIS SHOWBOATS



2-6 Overall  
1-4 USFL Conf.

## GAME NINE MEMPHIS SHOWBOATS vs ARLINGTON RENEGADES

SATURDAY • MAY 24 • 11 AM CT  
TV: ABC

SIMMONS BANK LIBERTY STADIUM • MEMPHIS



3-5 Overall  
2-3 XFL Conf.

Interim Head Coach.....Jim Turner  
UFL Record, Experience.....2-4, 1st Season  
Overall Record.....2-4

Interim Head Coach.....Bob Stoops  
XFL/UFL Record.....12-17, 3rd Season  
Overall Record.....202-65

### Series Notes:

- This is just the second meeting of the Memphis Showboats and San Antonio Brahmas, after the UFL merger took place prior to the 2024 season.
- It will be the first matchup between the Showboats and Renegades in Memphis.
- Arlington won the only other matchup between the two squads. The Renegades out-scored Memphis 33-14 in the second and third quarters to pull away for the 24-point win.

### 'BOATS BEGIN SEASON-ENDING HOMESTAND

The Memphis Showboats play their final two games of the 2025 season the next two weeks. Up first is a visit from the Arlington Renegades.

Arlington features the No. 3 total offense (304.6 ypg) and the No. 4 scoring offense (22.0 ppg) in the UFL. For comparison, Memphis is No. 7 in total offense (251.9) and No. 7 in scoring (15.9 ppg). The Showboats are No. 2 in the UFL in total defense, allowing just 271.4 ypg.

The Showboats are coming off a 24-22 overtime victory at San Antonio. The Renegades dropped a 33-30 Week 8 decision at D.C. Both teams have been eliminated from playoff contention.

Saturday's game is slated for an 11 a.m. CT kickoff at Simmons Bank Liberty Stadium and will be broadcast nationally on ABC. The game will also be heard live on Sirius XM satellite radio.

The Memphis radio broadcast will be heard on Hot 107.1, with Eli Savoie (play-by-play) and Russell Copeland (analyst) in the booth. It will be the third consecutive year of calling the Showboats for the Savoie-Copeland duo.

### LAST WEEK

The Memphis Showboats jumped out to an early lead in San Antonio. But the Brahmas tied the game with less than one minute remaining to force overtime.

In the best-of-three, shootout-style overtime made up of all 2-point conversions, Memphis scored on its first two possessions. San Antonio scored on its second possession. The Showboats had a chance to win on offense first on its third possession, but threw an interception, leaving the door open for the Brahmas to extend the game. But linebacker Zeke Vandenburg knocked down San Antonio's pass to the end zone to preserve a 24-22 Showboats' victory.

Cameron Dantzler opened the scoring with a 43-yard interception return for a touchdown. Jalen Jackson rushed for 76 yards on 7 carries, with a touchdown. Matt Coghlin converted a pair of 36-yard field goals for Memphis as well.

Quarterback Troy Williams was just 5-of-11 for 36 yards passing, but added 29 yards on 6 carries. Both successful conversions in overtime came from the arm of Williams -- to Daewood Davis and Kai Locksley.

### SHOWBOATS COMMUNICATIONS STAFF INFO

#### Director of Team Communications:

Andy Seeley  
407.342.1406  
andy.seeley@uflshowboats.com

#### Communications Assistant/Credential Manager:

Ro Lane  
423.333.2444  
ro.lane@uflshowboats.com

## 2025 SCHEDULE

1		<b>MICHIGAN PANTHERS</b> <b>SIMMONS BANK LIBERTY STADIUM</b> Sun, March 30, 2025 • 11 AM CT Result: L, 26-12	ESPN
2		<b>@ D.C. DEFENDERS</b> <b>AUDI FIELD</b> Sat, April 5, 2025 • 7 PM CT Result: L, 17-12	abc
3		<b>HOUSTON ROUGHNECKS</b> <b>SIMMONS BANK LIBERTY STADIUM</b> Sat, April 12, 2025 • 1:30 PM CT Result: L, 18-17	ESPN
4		<b>@ MICHIGAN PANTHERS</b> <b>FORD FIELD</b> Fri, April 18, 2025 • 7 PM CT Result: L, 27-9	FOX
5		<b>@ BIRMINGHAM STALLIONS</b> <b>PROTECTIVE STADIUM</b> Sat, April 25, 2025 • 7 PM CT Result: W, 24-20 (OT)	FOX
6		<b>@ HOUSTON ROUGHNECKS</b> <b>RICE STADIUM</b> Sat, May 3, 2025 • 11 AM CT Result: L, 21-20	abc
7		<b>ST. LOUIS BATTLEHAWKS</b> <b>SIMMONS BANK LIBERTY STADIUM</b> Sun, May 11, 2025 • 2 PM CT Result: L, 19-9	ESPN
8		<b>@ SAN ANTONIO BRAHMAS</b> <b>THE ALAMODOME</b> Fri, May 16, 2025 • 7 PM CT Result: W, 24-22 (OT)	FOX
9		<b>ARLINGTON RENEGADES</b> <b>SIMMONS BANK LIBERTY STADIUM</b> Sat, May 24, 2025 • 11 AM CT Result:	abc
10		<b>BIRMINGHAM STALLIONS</b> <b>SIMMONS BANK LIBERTY STADIUM</b> Sun, June 1 • 2 PM CT Result:	FOX



## ABC BROADCAST TEAM

**MARK JONES** - Play-by-play  
**RODDY JONES** - Analyst  
**COLE CUBELIC** - Sideline Reporter  
**AARON MURRAY** - Sideline Reporter



OT? OK!

Through almost two full seasons of United Football League play, there have been just two overtime games. Both have come this season, both have been tied 20-20 at the end of regulation, both featured the Showboats and both have been Memphis victories.

In Week 5, Memphis defeated the defending UFL Champion Birmingham Stallions 24-20 in an extra session. Last week, the Showboats topped the San Antonio Brahmas by a 24-22 tally.

SHOWBOATS DEFENSE SHOWING OUT

Just one season after finishing dead last in the United Football League in total defense, the Memphis ranks No. 2 in that category this season under new defensive coordinator Jarren Horton.

Below is a look at a comparison of defensive statistical categories from 2024 to 2025 for the Showboats:

	2024 (UFL Rank)	2025 (UFL Rank)
Total Defense	355.4 (8th)	271.4 (2nd)
Scoring Defense	29.0 (8th)	21.3 (6th)
Passing Defense	247.3 (8th)	118.2 (1st)
Rushing Defense	108.1 (7th)	123.6 (7th)

TALKING TURNOVERS

The Showboats have been on the short end of the stick when it comes to turnovers this season, with a -10 turnover margin. But the defense came up with three massive turnovers in last week's victory over San Antonio.

The Showboats had only generated three takeaways all season prior to last week's game, where they doubled their total. It was the first time this season that Memphis had multiple takeaways in a game.

All three takeaways against San Antonio came via interception and two were from unlikely sources. While defensive back Cameron Dantzler started the party with a 43-yard Pick Six to open the scoring, it was a defensive lineman and a linebacker with the other two picks. LB Andrew Dowell recorded the first professional interception of his career. DL Josiah Bronson showed incredible athleticism, thwarting a Brahmas scoring threat with a diving interception of a batted pass at the San Antonio 3-yard line. In 56 collegiate and professional games, Bronson had never tallied an interception.



QUARTERBACK NOTEBOOK

- Troy Williams got the start for Memphis last week at San Antonio. He is now 1-1 as a starter this season. For the season, he is 21-of-38 for 216 yards and 1 interception.
- Williams saw action in eight games for the Showboats last season, completing 54.7 percent of his passes (58-of-165) for 591 yards and 5 TDs with 5 interceptions.
- E.J. Perry started the first three games of the season for Memphis. He is 50-of-83 for 410 yards with 2 TDs and 5 INTs. Perry was 55-of-89 for 664 yards with 2 TDs and 3 interceptions in his four starts with Michigan last season.
- Both Perry and Williams are dual-threat QBs. In 22 USFL/UFL games, Williams has rushed 83 times for 483 yards and 5 TDs. In 8 USFL/UFL games played, Perry has rushed for 268 yards and 6 TDs on 50 carries.
- Williams started all 12 games for Pittsburgh in the 2023 USFL season, leading the Maulers to the USFL Championship Game.
- Dresser Winn was the third team, emergency QB for the first four weeks of the season. But he was named the starter for Week 5 at Birmingham and passed for 235 yards and a TD on 17-of-29 attempts. He also completed a pass to Dee Anderson for a 2-point conversion in overtime to seal the victory. Winn played well in his 3 starts, ranking No. 6 in the UFL in passing yards. He is 60-of-98 for 638 yards and 3 touchdowns with just 1 interception in 3 games.
- Winn's victory at Birmingham was the first for a Showboats starting QB since Week 10 last season, when Josh Love led the team to a win over the Houston Roughnecks.



JACKSON PROVIDES A JOLT

Jalen Jackson had his best outing as a Showboat last week, going for 76 yards and 1 touchdown on 7 carries. On the Showboats' lone touchdown drive, Jackson did it all himself. He went 54 yards on the first play of the drive, then powered into the end zone from 12 yards out on the next play.



## RUNNING BACK NOTEBOOK

- Jackson has rushed for 132 yards on 32 carries this season. His 76-yard output last week 20 yards more than he had accounted for all season.
- Deneric Prince has started 7 of the 8 games at running back for Memphis and has rushed for 275 yards on 86 carries. He has been unlucky with penalties, having a long TD run called back at HOU and a TD reception called back the week before at BHAM.
- Prince won a Super Bowl with the Chiefs in the 2023 NFL season, spending most of the season on the Kansas City practice squad, while seeing action in two games.
- Wes Hills joined the Showboats three weeks ago after missing the first half of the UFL season due to an injury sustained during the 2024 season with Michigan. In his first action since May 18, 2024 Hills rushed for 47 yards on 13 carries and added 3 receptions for 28 yards at Houston. He left last week's game vs. STL with a calf strain and did not play last week.

## ADAMS AMONG LEAGUE LEADERS

Jonathan Adams had two huge weeks to open the UFL season. While defenses focused in on ways to slow down his production, he has still managed rank among the league leaders.

Adams is No. 3 in the UFL in receiving yards with 418. He is No. 5 in the league in receptions with 32.

Last week, the Showboats passed for just 14 net yards. Adams led the Showboats with 2 receptions for 11 yards.



## WIDE RECEIVER NOTEBOOK

- The Showboats wide receiver room has undergone some drastic change in the last few weeks. Daewood Davis, a 2024 All-UFL selection, returned from IR 3 weeks ago and has played the last two weeks. He caught a 2-point conversion for the Showboats' first score in overtime last week. Dee Anderson, who was the team's No. 3 receiver at the time was traded to San Antonio two weeks ago.
- Kwamie Lassiter II ranks No. 2 on the team in both receptions and receiving yards with 22 catches for 242 yards and 1 TD. He is No. 14 in the UFL in receiving yards.
- Kai Locksley had a breakout game vs. St. Louis in Week 7, with 3 receptions for 60 yards, including a game-best 30-yard reception. He caught the game-deciding 2-point conversion in overtime last week at San Antonio.
- Four of the five newcomers in the wide receiver room bring pro football experience:
  - Locksley played both quarterback and wide receiver in the CFL. His most recent experience was with the Hamilton TigerCats in 2023.
  - Lassiter saw action in one game in both 2022 and 2023 with the Cincinnati Bengals.
  - Stove played in 4 games for the CFL Ottawa RedBlacks in 2024 and played in 10 games for the New Orleans Breakers in the 2023 USFL.

## TIGHT END NOTEBOOK

- Prior to the Week 6 game at Houston, Memphis tight ends Jay Jay Wilson and Chris Pierce Jr. had combined for just 3 catches. They matched that number vs. the Roughnecks. For the season, the tight end duo has 8 receptions for 58 yards.
- Wilson hauled in his first touchdown reception since 2023 at Houston in Week 6.
- Wilson is the only returning tight end for the Showboats. He is one of 3 current members of the team who have been with the squad since the franchise was resurrected in 2023 (DB Kyree Woods, DL John Atkins Sr.).
- Pierce finished his college career at Vanderbilt as a WR, hauling in 109 receptions for 1,398 yards and 9 TDs. He was moved to tight end in 2022 with the Arizona Cardinals.

## OFFENSIVE LINE NOTEBOOK

- Four Showboats' offensive linemen have started all 8 games this season. Left tackle James Tunstall, left guard Jared Thomas, center Alec Lindstrom and right guard Nash Jensen have all lined up at those positions for the first snap in all 8 games so far this season. At right tackle, Nate Gilliam has gotten the nod the last 7 weeks.
- Lindstrom and Thomas returned to the Showboats from last season. Lindstrom battled through injuries in 2024, but saw action in all 10 games, starting the first 2 and last 2 games of the season, seeing most of his action at guard. Thomas started all 10 games for the 'Boats last season, with 9 of those starts at center.
- Tunstall also returns to the squad from last season. He started 7 games for the Showboats in 2024.
- Jensen brings starting NFL experience to the Memphis offensive line. He played in 11 games with 5 starts for the Carolina Panthers in 2023.
- Noah Henderson adds UFL experience to the group, starting 5 games and playing in 9 for the Arlington Renegades in 2024.





## BRONSON BALLS OUT VS BRAHMAS

Defensive lineman Josiah Bronson made a massive impact in last week's win at San Antonio. The 6-foot-3, 304-pounder made big play after big play vs. the Brahmas. His final stat line included 6 total tackles, 5 solo tackles, 2 tackles-for-loss, 1 interception and 1 pass breakup.

Of all the impact plays Bronson made, his interception may have been the most spectacular. With the Showboats clinging to a 20-14 lead, San Antonio moved the ball to the Showboats 5-yard line late in the third quarter. Brahmas QB Kevin Hogan dropped back to pass, facing pressure. The ball was batted up in the air. Bronson dove for it, perfectly cradled it and secured the interception at the 3-yard line, thwarting the Brahmas' scoring threat.

His first tackle was on 3rd-and-1 for no gain, forcing a punt. Four of his six tackles were on a fourth-quarter possession following a blocked punt. The Brahmas ended up missing a potential game-tying field goal on that possession.



*Josiah Bronson*

## DEFENSIVE LINE NOTEBOOK

- Jaylon Allen recorded a sack last week vs. St. Louis and has taken over the team lead in sacks with 1.5.
- Allen and Nasir Player have made an impact from the edge. Allen has 21 tackles in 7 games. Player is tied for No. 2 on the team lead with 3 TFLs, has recorded 1 sack and 19 total tackles.
- Izayah Green-May has come on from the edge of late as well. He has 17 total stops and 1 sack on the season.
- Josiah Bronson has recorded 19 total tackles to pace the interior defensive linemen who are still active with the team. Boogie Roberts has added 16 stops, 2 TFLs and 1 sack.
- Roberts brings plenty of experience to the Showboats ... and he also brings a SAG card. On the field, Roberts played for the Pittsburgh Maulers in the 2022 and 2023 USFL seasons with 52 tackles and 3 sacks. Off the field, he has appeared in commercials for brands such as Copper Fit, The Farmer's Dog and Peloton. Roberts' first sack of the season came vs. D.C., the team that signed him but released him prior to the 2024 season.



*Jaylon Allen*

## STEELE STACKING STOPS

Linebacker Steele Chambers has recorded double-digit tackles in 5 of the Showboats' 8 games. He tallied a team-best 11 stops last week at San Antonio.

Chambers is No. 2 in the United Football League with 69 total tackles. He is tied for No. 2 in the league in solo tackles with 42.

Chambers is a converted running back. He played two seasons as a running back at Ohio State, tallying 28 carries for 221 yards and 1 TD, before moving to linebacker. After moving to defense, Chambers recorded 190 tackles, 11.5 TFLs, 2 sacks and 3 interceptions for the Buckeyes.

*Steele Chambers*



## LINEBACKER NOTEBOOK

- Andrew Dowell joined the Showboats prior to Week 5 and jumped right into the lineup. He has made an instant impact. In just 4 games, Dowell has recorded 29 tackles, 1 sack and 1 interception. He is No. 5 on the team in total tackles, despite playing in just half of the team's games.
- Zeke Vandenburg ranks No. 3 on the team with 36 total tackles. He missed Week 5 with an injury, but has seen action in 7 of 8 games.
- Vandenburg was the top defensive player in NCAA FCS in 2022, winning the Buck Buchanan Award. He led all of FCS in TFLs and sacks per game, averaging 2.1 and 1.4, respectively in 2022. Vandenburg signed with the Miami Dolphins as a UDFA in 2023, but was waived/injured in the preseason.
- Obi Melifonwu brings a Super Bowl ring to the Showboats. He was a member of the 2018 New England Patriots, who won Super Bowl LIII. He has 16 total tackles, mostly on special teams.



DANTZLER DAZZLES

Cornerback Cameron Dantzler opened the scoring in last week's victory over San Antonio. Dantzler stepped in front of former Showboat wide receiver Dee Anderson, picked off quarterback Kevin Hogan and raced down the sideline for a 43-yard Pick Six.

Dantzler has now seen action in 4 of the Showboats' 8 games after missing the first half of the season with an injury. He has 9 total tackles (all solo) and 1 pass breakup to go along with his impact interception last week.

Dantzler is a former 3rd round draft pick (89th overall) of the Minnesota Vikings in the 2020 NFL Draft.



SECONDARY NOTEBOOK

- Eli Walker was responsible for the Showboats' first interception of the season in Week 5, intercepting Birmingham Stallions QB Case Cookus deep in Memphis territory. He is No. 2 on the team in total tackles with 52 (42 solo).
- Kyree Woods snagged the Showboats' second interception of the season vs. St. Louis in Week 7. Woods is one of three 'Boats to have been with the team since it was brought back in 2023. He has tallied 23 total tackles this season.
- Keaton Ellis leads the team in TFLs with 5. He is No. 3 on the team in tackles (41).
- Two of the Showboats' defensive backs have experience in a Jarren Horton defense. Walker and Mark Gilbert both come to Memphis after having played under Horton with the Pittsburgh Maulers in the USFL. Walker was with the Maulers in 2022 and 2023, recording 48 tackles, 1 sack, 1 interceptions and 2 pass breakups. Gilbert played for the Maulers in 2023 with 33 tackles and 4 INTs. Gilbert also won a UFL Championship with the Birmingham Stallions last season, tallying 25 tackles and 1 INT. This season: Walker (44 tackles, No. 2 on team); Gilbert (19 tackles).
- Eric Garror is No. 6 on the team with 27 total tackles.

SPECIAL TEAMS NOTEBOOK

- Isiah Hennie made UFL history in Week 5 at Birmingham. His 108-yard kick six is the longest touchdown of any kind in UFL history. It's also the first "Kick Six" in UFL history and the longest return in UFL history. Ironically, the "Kick Six" wouldn't be a Showboats franchise record. Derrick Dillon returned a missed field goal 109 yards for the 'Boats in a USFL game in 2023.
- Matt Coghlin is 13-of-15 this season on field goal attempts, with his only misses coming off a block and a 57-yarder at Birmingham. Coghlin was the most accurate kicker in the UFL last season. He converted on 94.1 percent of his field-goal attempts (16-of-17) with a long of 57 yards in 2024. He is now 8-of-11 for his career on attempts of 50-plus yards.
- Turner Bernard returns to handle the long-snapping duties. Bernard's father Ben has been training long snappers for nearly 30 years and has sent numerous proteges on to college and professional football.
- Mengel is the lone newcomer among the specialists. He last played in the 2023 USFL with the Pittsburgh Maulers. During that season, he recorded 11 punts of 50 yards or more, including a USFL-record 83-yarder. Mengel booted a UFL season-best 69-yarder last week at San Antonio.

SHOWBOATS TEAMMATES

Three pairs of Showboats have now been teammates in college and at the professional level. Defensive lineman Boogie Roberts and defensive back Nehemiah Shelton played together at San Jose State. Long snapper Turner Bernard and defensive back Kyree Woods played together at San Diego State. Center Alec Lindstrom and quarterback E.J. Perry were also teammates at Boston College, before Perry transferred to Brown.

Three Showboats have been teammates in all three years of the team's existence following its return in 2023. Defensive lineman John Atkins Sr., tight end Jay Jay Wilson and defensive back Kyree Woods are all in their third season with the team.



MEMPHIS MAULERS

The 2025 Memphis Showboats have a fair amount of influence from the USFL's Pittsburgh Maulers.

The Showboats feature three coaches and eight players who were with the Maulers prior to the USFL-XFL merger that created the United Football League. The following is a look at the Maulers-Showboats connections:

- Coaches: Defensive coordinator Jarren Horton; Special Teams Coordinator/ Linebackers Coach Marc Hull; Defensive Quality Control Coach Steve Meyer
- Players: QB Troy Williams; DB Eli Walker; DL Boogie Roberts; DB Mark Gilbert; P Matt Mengel; DL Nasir Player; DL Izayah Green-May; WR Isiah Hennie.





TRANSACTIONS UPDATE

The Showboats made a pair of personnel moves Monday. Defensive lineman DaMarcus Mitchell and running back Wes Hills were waived. In corresponding moves, the team has signed offensive tackle Dominic Boyd and running back Jada Byers.

Boyd recently wrapped up his collegiate career at Georgia Southern, where he played in and started 11 games in 2024. Prior to his time at Georgia Southern, he was a Second Team All-SWAC performer at Alabama State (2023). Byers recently finished his collegiate career at Virginia Union, where he was named the 2024 Deacon Jones Award winner, given to the top player in HBCU Football. He also earned Black College Football Hall of Fame Player of the Year and CIAA Offensive Player of the Year accolades. Byers rushed for 2,061 yards and 27 touchdowns in 2024.

NEW-LOOK SHOWBOATS

The Memphis Showboats saw a vast overhaul in personnel for the 2025 season.

Seven of the nine coaches are new to the team, including Jarren Horton (DC), Noel Mazzone (OC), Marc Hull (LB/ST), Brian Baker (DL, Steve Meyer (DQC), Luke Ferdinand (RB) and Lee Morris (OQC).

As for the roster, 14 players on the 50-man opening day roster were on the team last season, meaning the roster includes 72 percent newcomers from the previous season.

SUPER BOATS

Two Memphis Showboats players own Super Bowl rings.

- Obi Melifonwu was also on the 2018 New England Patriots. He saw action in two games that season, recording three total tackles.
- Deneric Prince was a member of the Kansas City Chiefs practice squad for the 2023 season when the Chiefs won Super Bowl LVIII.



HOME OF THE SHOWBOATS: SIMMONS BANK LIBERTY STADIUM

Former Names

- Memphis Memorial Stadium (1965-75)
- Liberty Bowl Memorial Stadium (1975-2022)
- Simmons Bank Liberty Stadium (2022-present)

History

The stadium was originally built as Memphis Memorial Stadium in 1965 for \$3 million, as a part of the Mid-South Fairgrounds, then home to one of the South's most popular fairs. It was dedicated as a memorial to the citizens of Memphis who had served in



World War I, World War II, and the Korean War.

The facility was built partially as a way to bring the Liberty Bowl to a permanent home in Memphis. The game was such a success for Memphis that the stadium was renamed Liberty Bowl Memorial Stadium in December 1975.

It was renamed Simmons Bank Liberty Stadium in a naming rights agreement with Simmons Bank, which operates in Arkansas, Kansas, Missouri, Oklahoma, Tennessee and Texas.

On December 19, 2023, the City of Memphis passed a vote to transfer ownership of the stadium to the University of Memphis. This past summer, renovation and construction of the stadium began, including the demolition of much of the west side, including the old press box. All operations previously hosted on the west side of the stadium have been moved to the east side.

Tenants

Since its opening, the stadium has hosted the Memphis Tigers football team from the University of Memphis. Also since its opening, the stadium has hosted the Liberty Bowl game.

The stadium is also the host of the "Southern Heritage Classic", a game between two historically black colleges, University of Arkansas at Pine Bluff and Tennessee State University. The stadium also has hosted home games of the Tennessee Volunteers, Ole Miss Rebels, and Mississippi State Bulldogs.

Professional Football at Simmons Bank Liberty Stadium

In 1974 and 1975, the stadium hosted the Memphis Southmen, aka "Grizzlies," of the World Football League.

In 1984, the original United States Football League added the Memphis Showboats as an expansion team. The Showboats, featuring defensive end Reggie White and coached by flamboyant Memphian Pepper Rodgers, were one of the better draws in the league. They advanced to the semifinals in 1985.

In 1995 the Liberty Bowl welcomed the Memphis Mad Dogs as part of the Canadian Football League's attempt at bringing their league into American markets.

In 1997, the Houston Oilers announced they would relocate to Nashville, but played the 1997 season at Liberty Bowl Memorial Stadium.

A subsequent major professional tenant was the Memphis Maniax of the first XFL.

The Memphis Express of the Alliance of American Football played in the stadium for its sole season in 2019.

The second iteration of the USFL saw the Memphis Showboats return in 2023. The team would remain in Memphis as part of the merger between the XFL and USFL that created the United Football League.

Other Former Tenants

The Memphis Rogues (1978-80) of the North American Soccer League called the stadium home. A 1975 exhibition Major League Baseball game (Atlanta Braves vs Milwaukee Brewers) was played. The right-field fence was only 174 feet from home plate, about 125 feet shorter than most major league parks.



UFL  
2025 STANDINGS

	USFL CONFERENCE	OVERALL RECORD	vs. USFLC	vs. XFLC	HOME	ROAD
1.	Michigan Panthers-x	6-2	3-1	3-1	3-1	3-1
2.	Birmingham Stallions-x	5-3	3-1	2-2	3-1	2-2
3.	Houston Roughnecks	3-5	2-3	1-2	1-3	2-2
4.	Memphis Showboats	2-6	1-4	1-2	0-3	2-3
	XFL CONFERENCE	OVERALL RECORD	vs. XFLC	vs. USFLC	HOME	ROAD
1.	D.C. Defenders	6-2	4-1	2-1	3-1	3-1
1.	St. Louis Battlehawks	6-2	2-2	4-0	4-1	2-1
3.	Arlington Renegades	3-5	2-3	1-2	3-2	0-3
4.	San Antonio Brahmas	1-7	1-3	0-4	0-3	1-4
x - clinched playoff berth						

UPCOMING SCHEDULE

The following is a look at some of the upcoming weeks' schedule in the United Football League (UFL):

- Week 9**  
May 23 - St. Louis at San Antonio  
May 24 - Arlington at Memphis; Michigan at Birmingham  
May 25 - D.C. at Houston

- Week 10**  
May 30 - St. Louis at D.C.  
May 31 - Houston at Michigan  
June 1 - Arlington at San Antonio; Birmingham at Memphis

- Playoffs Week 1**  
June 8 - USFL Conference Championship Game (Michigan at Birmingham)  
June 8 - XFL Conference Championship Game (D.C. at St. Louis)

- UFL Championship Game**  
June 14 - UFL Championship Game - Dome At America's Center (St. Louis)

UFL RULES

The United Football League (UFL) will continue to build on the innovation of both the XFL and USFL with its rules for the 2025 season. The UFL has adopted a number of innovative rules from both previous leagues to deliver an exciting, fast-paced game with plenty of action. Below are some highlights:

**Points After Touchdown**  
Teams will have three scrimmage play options following a touchdown.  
2-yard line = 1 point for a successful try  
5-yard line = 2 points for a successful try  
10-yard line = 3 points for a successful try

**Kickoffs**  
The UFL's 2025 kickoff rules this season will be based on a combination of the kickoff used by XFL Legacy during its 2023 season and the NFL Dynamic Kickoff used by the NFL during the 2024 season. These changes include:

Kickoffs will start at the 30-yard line. The 10 remaining players on the kickoff team will line up at the receiving team's 40-yard line. The receiving team's set up zone will stretch from its 35-yard line to the 30-yard line and must have at least nine players in that zone. The landing zone will be from the receiving team's 20-yard line to the goal line. The ball must reach the landing zone or it will be spotted at the 40-yard line. There will be two touchback spots: the 35-yard-line for balls kicked into the end zone and the 20-yard line for balls that hit in the landing zone and then enter the end zone.

**Onside Kicks**  
The league has eliminated this option. The kickoff team will be able to retain possession of the ball with the late-game possession option described below.

**Late-Game Possession Option**  
Teams will have an alternate option to attempt to retain possession in the fourth quarter. If a team is tied or behind during the fourth quarter, it may elect to retain possession after a score with a 4th-and-12 from its own 28-yard line.

**Two Forward Passes**  
Teams will be allowed, as they were last season, to throw two forward passes on one play. The ball cannot cross the line of scrimmage at any time prior to the second forward pass being thrown.

**Replay Reviews**  
The officiating department may stop a game at any time before the ball is next legally put in play to review a play if there is reasonable evidence to believe an error was made and it would have a direct, competitive impact on the game. Any call or non-call related to player safety is also subject to review at any point, as well as any officiating ruling in the last five minutes of the or overtime that is obviously incorrect and will have a significant impact on the outcome.

**Coach Challenges**  
Each coach may challenge any ruling, including fouls or potential fouls, provided the team has a timeout. A successful challenge will not result in a loss of a timeout, while the timeout is lost if the challenge fails.

New in 2025 is the addition of a second challenge if the first challenge was successful.



WEEK 7 DEPTH CHART

\* Updated depth chart  
will be released 48  
hours prior to game  
- game notes will be  
updated and redistrib-  
uted at that time

SHOWBOATS OFFENSE			
QB	3 - Troy Williams	5 - E.J. Perry	12 - Dresser Winn
LT	75 - James Tunstall	74 - Kellen Diesch	
LG	65 - Jared Thomas	74 - Kellen Diesch	
C	72 - Alec Lindstrom	65 - Jared Thomas	
RG	66 - Nash Jensen		
RT	63 - Nate Gilliam	69 - Noah Henderson	
RB	34 - Deneric Prince	36 - Jalen Jackson	
TE	88 - Jay Jay Wilson	89 - Chris Pierce Jr.	
WR	9 - Jonathan Adams	2 - Daewood Davis	
WR	18 - Kwamie Lassiter II	82 - Eli Stove	
WR	1 - Kai Locksley	83 - Isiah Hennie	
SHOWBOATS DEFENSE			
OLB	50 - Izayah Green-May	45 - Nasir Player	90 - Dillon Faamatau
DL	91 - Josiah Bronson	96 - Devere Levelston	
DL	8 - Boogie Roberts	52 - Antwuan Jackson	
OLB	44 - Jaylon Allen		
LB	51 - Andrew Dowell	42 - Steele Chambers	
LB	57 - Zeke Vandenburg	20 - Obi Melifonwu	
CB	14 - Mark Gilbert	32 - Nehemiah Shelton	
CB	13 - Cameron Dantzler	6 - Lance Boykin	
CB	33 - Eric Garror	28 - Kyree Woods	
FS	31 - Keaton Ellis		
SS	7 - Eli Walker	28 - Kyree Woods	
SHOWBOATS SPECIAL TEAMS			
P	19 - Matt Mengel		
PK	49 - Matt Coghlin		
H	19 - Matt Mengel		
LS	59 - Turner Bernard		
KR	33 - Eric Garror	34 - Deneric Prince	
PR	83 - Isiah Hennie	18 - Kwamie Lassiter II	

THE START CHART

OFFENSE

Game	LT	LG	C	RG	RT	TE	TE/WR	WR	WR	QB	RB
3/30 vs MICH	75 - Tunstall	65 - Thomas	72 - Lindstrom	66 - Jensen	55 - DiRenzo	88 - Wilson	89 - Pierce	82 - Stove	9 - Adams	5 - Perry	34 - Prince
4/5 at DC	75 - Tunstall	65 - Thomas	72 - Lindstrom	66 - Jensen	63 - Gilliam	89 - Pierce Jr.	18 - Lassiter	82 - Stove	9 - Adams	5 - Perry	34 - Prince
4/12 vs HOU	75 - Tunstall	65 - Thomas	72 - Lindstrom	66 - Jensen	63 - Gilliam	89 - Pierce Jr.	18 - Lassiter	1 - Locksley	9 - Adams	5 - Perry	34 - Prince
4/18 at MICH	75 - Tunstall	65 - Thomas	72 - Lindstrom	66 - Jensen	63 - Gilliam	89 - Pierce Jr.	18 - Lassiter	82 - Stove	9 - Adams	3 - Williams	23 - Kibodi
4/25 at BHAM	75 - Tunstall	65 - Thomas	72 - Lindstrom	66 - Jensen	63 - Gilliam	89 - Pierce Jr.	18 - Lassiter	83 - Hennie	9 - Adams	12 - Winn	34 - Prince
5/3 at HOU	75 - Tunstall	65 - Thomas	72 - Lindstrom	66 - Jensen	63 - Gilliam	89 - Pierce Jr.	18 - Lassiter	4 - Anderson	9 - Adams	12 - Winn	34 - Prince
5/11 vs STL	75 - Tunstall	65 - Thomas	72 - Lindstrom	66 - Jensen	63 - Gilliam	89 - Pierce Jr.	88 - Wilson	1 - Locksley	9 - Adams	12 - Winn	34 - Prince
5/16 at SA	75 - Tunstall	65 - Thomas	72 - Lindstrom	66 - Jensen	63 - Gilliam	89 - Pierce Jr.	18 - Lassiter	1 - Locksley	9 - Adams	3 - Williams	34 - Prince
5/24 vs ARL											
6/1 vs BHAM											


DEFENSE

Game	DL	DL	DE-OLB/DL/DB	ILB	ILB	DE-OLB	DE/OLB	DB	DB	DB	DB
3/30 vs MICH	91 - Bronson	99 - Atkins	8 - Roberts	42 - Chambers	57 - Vandenburg	45 - Player	50 - Green-May	6 - Boykin	10 - Riep	7 - Walker	14 - Gilbert
4/5 at DC	91 - Bronson	99 - Atkins	28 - Woods	42 - Chambers	57 - Vandenburg	45 - Player	44 - Allen	6 - Boykin	31 - Ellis	7 - Walker	14 - Gilbert
4/12 vs HOU	91 - Bronson	8 - Roberts	28 - Woods	42 - Chambers	57 - Vandenburg	45 - Player	44 - Allen	6 - Boykin	31 - Ellis	7 - Walker	14 - Gilbert
4/18 at MICH	91 - Bronson	8 - Roberts	33 - Garror	42 - Chambers	57 - Vandenburg	45 - Player	44 - Allen	6 - Boykin	31 - Ellis	7 - Walker	14 - Gilbert
4/25 at BHAM	91 - Bronson	8 - Roberts	50 - Green-May	42 - Chambers	51 - Dowell	45 - Player	44 - Allen	6 - Boykin	31 - Ellis	7 - Walker	33 - Garror
5/3 at HOU	91 - Bronson	8 - Roberts	33 - Garror	42 - Chambers	57 - Vandenburg	45 - Player	44 - Allen	6 - Boykin	31 - Ellis	7 - Walker	13 - Dantzler
5/11 vs STL	91 - Bronson	8 - Roberts	33 - Garror	42 - Chambers	51 - Dowell	45 - Player	44 - Allen	6 - Boykin	31 - Ellis	7 - Walker	14 - Gilbert
5/16 at SA	91 - Bronson	8 - Roberts	33 - Garror	42 - Chambers	51 - Dowell	45 - Player	44 - Allen	13 - Dantzler	31 - Ellis	7 - Walker	14 - Gilbert
5/24 vs ARL											
6/1 vs BHAM											





# MEMPHIS SHOWBOATS COACHING STAFF



## JIM TURNER INTERIM HEAD COACH/OFFENSIVE LINE

Interim head coach Jim Turner has coached for nearly 30 years at the professional and collegiate levels and served as the offensive line coach for the Showboats for the past two seasons. He previously was the offensive line coach for the New Orleans Breakers of the USFL from 2022-23 after stints with the Cincinnati Bengals (2019-20) and the Miami Dolphins (2012-13) of the NFL.

A four-year letterman at Boston College and an officer in the United States Marine Corp for four years (1990-94), Turner coached the offensive line at Texas A&M from 2008-11 and from 2016-17, as well as coaching stops at Boston College (2007), Delaware (2005-06), Delaware (2005-06), Temple (2003-04), Harvard (2000-02), Louisiana Tech (1999), and Northeastern (1994-99).




## JARREN HORTON DEFENSIVE COORDINATOR

- USFL Assistant Coach of the Year in 2023, while serving as the DC of the Pittsburgh Maulers
- Spent 3 seasons (2019-21) coaching defensive backs and serving as interim DC in 2021 at UConn
- Coached with Atlanta Legends of the AAF in 2019
- One season with Cleveland Browns as an assistant quality control coach/defensive assistant (2016)
- Experience at Vanderbilt (2015, 2017) and Southeastern Louisiana (2018)
- Son of Ray Horton, who played 10 years in the NFL and coached in the NFL for 24 seasons


## BRIAN BAKER DEFENSIVE LINE

- Nearly 40 years of coaching experience
- Has coached at the high school, collegiate and professional levels
- Experience with nine different NFL teams
- Coached Pro Bowlers DeMarcus Ware, Jay Ratliff and Anthony Spencer with the Dallas Cowboys
- Most recent position was Senior Defensive Analyst at Georgia Tech in 2023



## LUKE FERDINAND RUNNING BACKS

- Spent the last three seasons coaching at Black Hills State University (Grad Asst.-OL, 2022; Grad Asst.-RB, 2023; Asst. Coach-RB, 2023)
- Also has experience on the football staff at South Dakota as a video coordinator




## MARC HULL LINEBACKERS, SPECIAL TEAMS

- Coached linebackers and special teams for the USFL's Pittsburgh Maulers in 2022 and 2023
- Spent 7 seasons coaching linebackers and special teams at Slippery Rock (Pa.), winning two conference titles and making four NCAA D-II Playoff appearances
- Spent two seasons at Shippensburg (Pa.) as a GA
- Coached at Kentucky Christian University in 2012
- Began coaching career at West Los Angeles College



## NOEL MAZZONE OFFENSIVE COORDINATOR/QBs

- Most recently served as offensive coordinator for the New Orleans Breakers (USFL) in 2022
- More than 40 years of coaching experience
- Coached Philip Rivers at North Carolina State, who was the fourth overall pick of the 2004 NFL Draft
- Has also tutored the following QBs who went on to play in the NFL: Brett Hundley, Brock Osweiler, Josh Rosen, Jason Campbell, Kelly Stouffer and others



## T.J. VERNIERI WIDE RECEIVERS/TIGHT ENDS

- Second season with the Showboats
- Coached WRs at Gannon University in the fall of 2023
- Served as offensive quality control/tight ends coach for the New Orleans Breakers in the spring of 2023
- Helped Gannon WR Ke'John Batiste to All-PSAC honors in 2023
- Spent two seasons on the coaching staff with the CFL Calgary Stampeders
- Three seasons of collegiate coaching experience



## STEVE MEYER DEFENSIVE QUALITY CONTROL

- Served on the staff of the USFL's Pittsburgh Maulers in 2023
- Spent 2022 as the DC at Saint Vincent College (Pa.) after serving on the Bearcats' staff from 2010-13 as well
- Five years on staff with the Pittsburgh Steelers, serving as a defensive coaching assistant and scouting intern (2013-2018)
- Also brings experience from the high school ranks



## LEE MORRIS OFFENSIVE QUALITY CONTROL

- Played last three seasons in the USFL/UFL (New Orleans Breakers-2022-23, Showboats 2024)
- Caught 41 passes for 848 yards and 11 TDs in four years of collegiate action at Oklahoma
- His father, Lee Morris, played one season in the NFL with the Green Bay Packers in 1987
- 2018 Burlsworth Trophy Semifinalist



## JIM MONOS GENERAL MANAGER

- XFL Senior Director of Football Operations, 2022-23
- San Diego Fleet (AAF) Director of Player Personnel, 2019
- Buffalo Bills Director of Player Personnel, 2013-17
- Experience with new Orleans Saints and Philadelphia Eagles as an area scout

### COACHING STAFF LOCATIONS

Offense		Defense	
OC/QB - Noel Mazzone	Field	DC - Jarren Horton	Booth
WR/TE - T.J. Vernieri	Booth	LB/ST - Marc Hull	Field
RB - Luke Ferdinand	Booth	DL - Brian Baker	Field
OQC - Lee Morris	Field	DQC - Steve Meyer	Booth



MEMPHIS SHOWBOATS NUMERICAL ROSTER

NO.	NAME	POS.	HT.	WT.	AGE	HOMETOWN/LAST COLLEGE
1	Kai Locksley	WR	6-4	207	28	Baltimore, Md./UTEP
2	Daewood Davis	WR	6-0	196	25	Broward County, Fla./Western Kentucky
3	Troy Williams	QB	6-2	213	30	Carson, Calif./Utah
5	EJ Perry	QB	6-2	220	26	Andover, Mass./Brown
6	Lance Boykin	CB	6-2	205	24	High Point, N.C./Coastal Carolina
7	Eli Walker	FS	6-2	195	27	Long Beach, Calif./Kansas State
8	Boogie Roberts	DT	6-2	304	29	Los Angeles, Calif./San Jose State
9	Jonathan Adams	WR	6-3	246	26	Jonesboro, Ark./Arkansas State
10	Amir Riep	FS	5-11	200	26	Cincinnati, Ohio/Lincoln University (Calif.)
12	Dresser Winn	QB	6-3	215	26	Dresden, Tenn./UT-Martin
13	Cameron Dantzler	CB	6-2	192	26	Hammond, La./Mississippi State
14	Mark Gilbert	CB	6-0	186	27	Fayetteville, N.C./Duke
18	Kwamie Lassiter II	WR	5-11	192	27	Chandler, Ariz./Kansas
19	Matt Mengel	P	6-2	230	31	Harbor City, Calif./UCLA
20	Obi Melifonwu	LB	6-4	225	30	South Grafton, Mass./Connecticut
22	Wes Hills	RB	6-2	218	29	Wildwood, N.J./Slippery Rock
26	Ravarius Rivers	DB	6-2	210	25	Ellenwood, Ga./Valdosta (Ga.) State
28	Kyree Woods	DB	6-0	190	27	Mesa, Ariz./San Diego State
31	Keaton Ellis	DB	5-11	191	24	State College, Pa./Penn State
32	Nehemiah Shelton	DB	6-0	185	25	Gardena, Calif./San Jose State
33	Eric Garror	CB	5-8	187	24	Mobile, Ala./Louisiana
34	Deneric Prince	RB	6-0	216	24	Marvel, Texas/Tulsa
36	Jalen Jackson	RB	5-9	213	25	Richmond, Va./Villanova
42	Steele Chambers	LB	6-1	240	24	Roswell, Ga./Ohio State
44	Jaylon Allen	DE	6-3	245	24	Humble, Texas/Memphis
45	Nasir Player	DL	6-5	255	27	Greenwood, Texas/East Tennessee State
49	Matt Coghlin	K	5-9	190	27	Cincinnati, Ohio/Michigan State
50	Izayah Green-May	DE	6-5	255	25	Bolingbrook, Ill./Northern Illinois
51	Andrew Dowell	LB	6-1	225	28	Cleveland, Ohio/Michigan State
52	Antwuan Jackson Jr.	DL	6-2	320	27	Ellenswood, Ga./Ohio State
57	Zeke Vandenburg	LB	6-4	237	26	Freeport, Ill./Illinois State
59	Turner Bernard	LS	6-1	243	26	Glendale, Ariz./San Diego State
63	Nate Gilliam	G	6-5	302	27	Knoxville, Tenn./Wake Forest
65	Jared Thomas	OL	6-2	304	28	Indianapolis, Ind./Northwestern
66	Nash Jensen	G	6-4	340	25	Maple Grove, Minn./North Dakota State
69	Noah Henderson	T	6-5	310	24	Bennettsville, S.C./East Carolina
72	Alec Lindstrom	C	6-3	295	26	Dudley, Mass./Boston College
74	Kellen Diesch	OL	6-7	303	27	Dallas, Texas/Arizona State
75	James Tunstall	T	6-7	323	25	Indian Head, Md./Cincinnati
79	Nick Torres	T	6-6	303	26	Whitestone, N.Y./Villanova
82	Eli Stove	WR	5-11	211	26	Niceville, Fla./Auburn
83	Isiah Hennie	WR	5-7	169	27	San Diego, Calif./Sacramento State
86	Isaiah Washington	WR	6-2	220	23	Jacksonville, Fla./Rutgers
88	Jay Jay Wilson	TE	6-2	265	28	Valencia, Calif./Auburn
89	Chris Pierce Jr.	TE	6-4	249	26	Smithfield, Va./Vanderbilt
90	Dillon Faamatau	DL	6-3	295	27	Norwalk, Calif./Oklahoma
91	Josiah Bronson	DE	6-3	307	27	Covington, Wash./Washington
95	DaMarcus Mitchell	DE	6-3	256	26	Thibodaux, La./Purdue
96	DeVere Levelston	DL	6-3	281	24	DeSoto, Texas/SMU
99	John Atkins Sr.*	DT	6-3	338	32	Thomson, Ga./Georgia
##	Thomas Burke	TE	6-5	250	23	Tysons Corner, Va./College of New Jersey

\*-denotes injured reserve

ALPHABETICAL ROSTER

NO.	NAME	POS.
9	Jonathan Adams	WR
44	Jaylon Allen	DE
99	John Atkins Sr.*	DT
59	Turner Bernard	LS
6	Lance Boykin	CB
91	Josiah Bronson	DE
##	Thomas Burke	TE
42	Steele Chambers	LB
49	Matt Coghlin	K
13	Cameron Dantzler*	CB
74	Kellen Diesch	OL
2	Daewood Davis	WR
51	Andrew Dowell	LB
31	Keaton Ellis	CB
90	Dillon Faamatau	DL
33	Eric Garror	CB
14	Mark Gilbert	CB
63	Nate Gilliam	G
50	Izayah Green-May	DE
69	Noah Henderson	T
83	Isiah Hennie	WR
22	Wes Hills	RB
52	Antwuan Jackson	DL
36	Jalen Jackson	RB
66	Nash Jensen	G
18	Kwamie Lassiter II	WR
96	DeVere Levelston	DL
72	Alec Lindstrom	C
1	Kai Locksley	WR
20	Obi Melifonwu	LB
19	Matt Mengel	P
95	DaMarcus Mitchell	DE
5	EJ Perry	QB
89	Chris Pierce Jr.	TE
45	Nasir Player	DL
34	Deneric Prince	RB
10	Amir Riep	FS
26	Ravarius Rivers	DB
8	Boogie Roberts	DT
32	Nehemiah Shelton	DB
82	Eli Stove	WR
65	Jared Thomas	OL
79	Nick Torres	T
75	James Tunstall	T
57	Zeke Vandenburg	LB
7	Eli Walker	FS
86	Isaiah Washington	WR
3	Troy Williams	QB
88	Jay Jay Wilson	TE
12	Dresser Winn	QB
28	Kyree Woods	DB

\*-denotes injured reserve

PRONUNCIATION GUIDE

Jaylon Allen.....JAY-lun  
Matt Coghlin.....COG-lin  
Kellen Diesch.....DEESH  
Ja'Mion Franklin.....JAY-mee-on  
Eric Garror.....GARE-ur

Nate Gilliam.....GILL-yum  
Antwuan Jackson.....AN-twan  
Obi Melifonwu.....OH-bee mell-uf-FON-woo  
Matt Mengel.....MENG-gul  
Nasir Player.....Nuh-ZEER

Deneric Prince.....duh-NAIR-ic  
Amir Riep.....uh-MEER REEP  
Nehemiah Shelton.....knee-uh-MY-uh  
Zeke Vandenburg.....VAN-den-burg  
Kyree Woods.....KY-ree

Click [here to listen to audio pronunciations](#) of all Showboats players' names.



## MEMPHIS SHOWBOATS PLAYER BIOS

## #1 - KAI LOCKSLEY - WR - BALTIMORE, MD. - UTEP



- Signed by Showboats on Feb. 3, 2025

**Prior to Showboats**

- Last played for the CFL's Hamilton TigerCats in 2023, where he recorded 26 carries for 31 yards and 2 TDs, along with 3 receptions for 98 yards and 1 TD
- Played for the CFL's Edmonton Elks in 2022 and 2023, finishing 5-of-8 passing for 50 yards with 55 rushing attempts for 122 yards and 7 TDs
- Signed with the Miami Dolphins as a UDFA in 2021, but was waived in the team's final cuts before the season
- Finished his collegiate career at UTEP, playing in 20 games over two seasons, going 186-of-350 passing for 2,266 yards, 9 TDs and 14 interceptions; also rushed for 875 yards and 11 TDs on 237 attempts
- Began his collegiate career at Texas, where he red-shirted as a quarterback and was moved to wide receiver as a red-shirt freshman
- Later transferred to Iowa Western Community College, where he earned NJCAA Offensive Player of the Year and First Team All-America honors as a QB in 2017
- Accounted for 40 total touchdowns at IWCC, throwing for 2,238 yards (176-of-265) with 20 TDs and 6 INTs, while rushing for 705 yards on 112 attempts with 20 TDs

## #2 - DAEWOOD DAVIS - WR - BROWARD CO., FLA. - WESTERN KENTUCKY

**2024**

- Earned All-UFL honors
- Finished No. 6 in the UFL in receptions with 41, No. 7 in receiving yards with 446 and tied for No. 2 in touchdown receptions with 5
- Set a United Football League record

- for longest pass reception with an 82-yard touchdown catch vs the Michigan Panthers on April 28, 2024
- Also had the league's seventh-longest reception with a 65-yarder for a TD at Michigan on May 18, 2024
- Signed with the NFL's Carolina Panthers following the season, but was released due to injury

**Prior to the Showboats**

- Signed with the Miami Dolphins in 2023 and was later released after sustaining an injury that led to the suspension of a preseason game vs. Jacksonville
- Played two seasons (2021, 2022) at Western Kentucky, recording 116 receptions for 1,736 yards and 15 touchdowns
- Began his collegiate career at Oregon, where he saw action in 21 games

## #3 - TROY WILLIAMS - QB - CARSON, CALIF. - UTAH



- Saw action in eight games, starting three
- Completed 58-of-106 passes (54.7 percent) for 591 yards with 5 touchdowns and 5 interceptions
- His 248 yards and 3 passing touchdowns vs. Michigan on April 28 were both season-bests for the

**Showboats**

- Set a UFL record for longest pass completion, hooking up with Daewood Davis for an 82-yard touchdown strike on April 28 vs. Michigan

**Prior to the Showboats**

- Starting quarterback for Pittsburgh Maulers during the

**2023 USFL season**

- Passed for 1,414 yards and 6 TDs, with 3 interceptions for the Maulers, while also rushing for 341 yards and 3 touchdowns
- Saw action in two games for the CFL's Edmonton Elks in 2019
- Played in 21 games in two seasons at Utah with 15 starts, passing for 3,569 yards and 17 touchdowns
- Also played collegiately at Washington and Santa Monica College

## #5 - E.J. PERRY - QB - ANDOVER, MASS. - BROWN



- Signed with the Showboats on Feb. 5, 2025

**Prior to the Showboats**

- Started the first four games of the 2024 UFL season for the Michigan Panthers, completing 55-of-89 passes for 664 yards and 2 TDs with 3 interceptions
- Added 23 carries for 151 yards and 4 rushing touchdowns for Michigan in 2024
- Also played the 2023 season for the Michigan Panthers in the USFL
- Has had three stints with the Jacksonville Jaguars, spending the 2022 season and a portion of the 2023 season on the team's practice squad
- Has also signed with the Houston Texans in two separate occasions
- Finished his collegiate career at Brown, where he transferred to play for his uncle James Perry
- Won the 2021 Ivy League Bushnell Cup as the league's top offensive player and was a two-time All-Ivy League selection (2019, 2021)
- Passed for 5,981 yards and 45 touchdowns with 17 interceptions in two seasons at Brown
- Began his collegiate career at Boston College (2017-18) where he saw in action in 5 games during the 2018 season

## #6 - LANCE BOYKIN - DB - HIGH POINT, N.C. - COASTAL CAROLINA



- Signed with the Showboats on Dec. 5, 2024

**Prior to Showboats**

- Signed with the Seattle Seahawks as a UDFA prior to the 2023 season, saw action in 1 game and was later placed on the practice squad
- Signed a reserve/future contract with Seattle following the 2023 season, but was waived in August 2024
- Played two seasons of college football at both Coastal Carolina and Old Dominion
- Earned 2022 Second Team All-Sun Belt honors after starting 11 of 12 games for the Chanticleers and racking up 58 tackles and a team-best 8 PBUs and 2 INTs
- Saw action in 46 games over his four-year collegiate career

## #7 - ELI WALKER - DB - LONG BEACH, CALIF. - KANSAS STATE



- Signed with the Showboats on Nov. 18, 2024

**Prior to Showboats**

- Last played with the USFL's Pittsburgh Maulers in 2022 and 2023
- Totaled 48 tackles, 1 sack, 1 interception and 2 pass breakups over two seasons with the Maulers
- Played in The Spring League in 2021
- Finished his collegiate career at Kansas State, playing two seasons for the Wildcats (2017, 2018), where he compiled 89 career tackles
- Began his college career at Cerritos JC (Calif.), tallying 4 interceptions and 117 tackles in 20 career games in 2015 and 2016

## #8 - BOOGIE ROBERTS - DL - LOS ANGELES, CALIF. - SAN JOSE STATE



- Signed with the Showboats in November 2024

**Prior to Showboats**

- Last played for the USFL's Pittsburgh Maulers in 2022 and 2023
- Recorded 52 tackles and 3 sacks in two seasons with the Maulers
- Chosen by the D.C. Defenders in the UFL dispersal draft, but was waived prior to the 2024 season
- Signed as a UDFA with the Los Angeles Rams in 2019, but was waived prior to the season
- Played five seasons of collegiate football at San Jose State, where he was a three-year starter an Honorable Mention All-Mountain West Conference performer in 2018
- Played in 47 games with 35 starts for the Spartans, tallying 145 tackles and 7 sacks

## #9 - JONATHAN ADAMS - WR - JONESBORO, ARK. - ARKANSAS STATE

**2024**

- Started all 10 games
- Ranked No. 2 on the team in receiving yards with 442 and led the team with a 13.4-yard average per reception
- Hauled in 33 receptions, No. 3 on the team
- Caught one touchdown pass

**Prior to the Showboats**

- Tallied 40 receptions for 477 yards and 1 touchdown with the New Orleans Breakers in the 2023 USFL season
- Spent time with the Detroit Lions after a standout career at Arkansas State
- Earned 2020 Sun Belt Conference Offensive Player of the Year and First Team All-SBC honors, after catching 79 passes for 1,111 yards and 12 touchdowns in his senior season
- Third Team All-Sun Belt as a junior with 62 receptions for 851 yards and 5 TDs
- Was also a member of the Red Wolves basketball team while in college





## # 10 - AMIR RIEP - DB - CINCINNATI, OHIO -

## LINCOLN UNIVERSITY (CALIF.)



- Signed with the Showboats on Jan. 23, 2025

**Prior to Showboats**

- Finished his collegiate career at Lincoln University (Calif.), where he tallied 87 tackles and 5 sacks in 2023

- Recorded 33 tackles, 3 interceptions and passes defended in 40 games over three seasons (2017-19) at Ohio State
- Played on three Big Ten Championship teams for the Buckeyes

## # 12 - DRESSER WINN - QB - DRESDEN, TENN. - UT-MARTIN

- Signed with Showboats March 10, 2025

**Prior to Showboats**

- Signed as a UDFA with the Los Angeles Rams before being waived during the 2023 preseason
- Re-signed to the Rams' practice squad twice late in the 2023 season

- Spent time with the CFL's Edmonton Elks in between the two stints with the Rams
- Played collegiately at UT-Martin, where he played in 32 games over six years, red-shirting for one season and missing significant time with injury in two other seasons
- Best season at UT-Martin was his final season (2022), when he was 232-of-379 passing for 2,928 yards, 18 TDs and 11 interceptions
- Earned Second Team All-Ohio Valley Conference honors in 2022

## # 13 - CAMERON DANTZLER - DB - HAMMOND, LA. -

## MISSISSIPPI STATE



- Signed with the Showboats on Feb. 3, 2025

**Prior to Showboats**

- Signed with San Antonio Brahmas in 2024, but did not see action
- Last played for the NFL's New Orleans Saints, when he was signed to the active

roster in November of 2023 after being on the practice squad since September

- Has also been under contract to the Houston Texans, Buffalo Bills and Washington Commanders
- Third round selection in the 2020 NFL Draft by the Minnesota Vikings
- Earned All-Rookie Team honors from the PFWA following the 2020 season, when he saw action in 11 games with 10 starts, recording 46 tackles, 2 interceptions, 4 passes defended and forced and recovered 1 fumble
- Has 37 games of NFL experience with 26 starts, recording 3 interceptions and 149 tackles
- Played collegiately at Mississippi State, where he was a Second Team All-SEC selection in 2018

## # 14 - MARK GILBERT - DB - FAYETTEVILLE, N.C. - DUKE



- Signed with the Showboats on Jan. 27, 2025

**Prior to Showboats**

- Played the 2024 season with the UFL Champion Birmingham Stallions, recording 25 tackles and 1 interception in

7 games

- Played for the USFL's Pittsburgh Maulers in 2023,

tallying 33 tackles and 4 interceptions

- Signed as a UDFA with Pittsburgh in 2021 and was placed on the practice squad
- Detroit Lions signed him off the Steelers' practice squad in October 2021, activating him for 8 games
- Spent time with the Steelers and Dolphins in 2022 and 2023
- Named 2017 First Team All-ACC
- Saw action in 29 games, with 20 starts, at Duke, missing much of three seasons due to injury

## # 18 - KWAMIE LASSITER II - WR - CHANDLER, ARIZ. -

## KANSAS



- Signed with the Showboats on Dec. 5, 2024

**Prior to Showboats**

- Spent the 2022 and 2023 seasons with the Cincinnati Bengals, mostly on the practice squad

- Saw action in one game each season with the Bengals
- Signed with Cincinnati as a UDFA prior to the 2022 season
- Spent six seasons at Kansas (2016-21), finishing his collegiate career with 48 games played, 26 starts, 148 receptions, 1,550 yards and 7 TDs
- Named Honorable Mention All-Big 12 in 2020
- Late father Kwamie Lassiter played 10 seasons in the NFL

## # 19 - MATT MENGEL - P - HARBOR CITY, CALIF. - UCLA



- Signed with the Showboats on Jan. 31, 2025

**Prior to Showboats**

- Last played in 2023 for the USFL's Pittsburgh Maulers, where he recorded 11 punts of 50 yards or more, including a

USFL record 83-yarder

- Also played for the USFL's Philadelphia Stars in 2022
- Has experience in the IFA and the CFL as well, seeing action in six games for the CFL's Edmonton Elks in 2022
- Finished his collegiate career at UCLA, where he saw action in 25 games in two seasons
- Played two seasons of junior college football at Long Beach CC (2013) and Los Angeles Harbor JC (2012)

## # 20 - OBI MELIFONWU - LB - SOUTH GRAFTON, MASS. -

## CONNECTICUT



- Signed with the Showboats on Jan. 30, 2025

**Prior to Showboats**

- Most recently played for the USFL's Tampa Bay Bandits in 2022, tallying 18 total tackles

- Signed with the XFL's St. Louis Battlehawks in 2023, but was waived prior to the season
- Seven games of NFL experience, playing 2 games for New England in 2018 and 5 games for the Raiders in 2017
- Signed contracts with San Francisco 49ers and Philadelphia Eagles in 2021, but did was waived by both
- Earned First Team All-AAC honors in 2016 at UConn, where he played in 48 career games with 351 total tackles, 11 TFLs, 8 interceptions and 24 passes defended

## # 22 - WES HILLS - RB - WILDWOOD, N.J. - SLIPPERY ROCK



- Signed with Showboats on April 28, 2025

**Prior to Showboats**

- Suffered season-ending injury on an extra point attempt against Memphis in Week 8 of the 2024 season

- Finished 2023 season with 277 rushing yards on 72 carries and 5 touchdowns, adding 12 receptions for 59 yards
- Named to the Pro Football Newsroom's Midseason All-UFL Team
- Had 679 rushing yards, 10 rushing TDs and 278 receiving yards with the USFL's New Orleans Breakers during 2023 season
- Named to 2023 All-USFL Team after leading the league in rushing
- Spent parts of two seasons with the CFL's Hamilton TigerCats, rushing for 404 yards in seven total games
- Made NFL debut with the Detroit Lions in 2019 and also spent time with the Arizona Cardinals
- Saw action in 12 games for Slippery Rock in 2018
- Tallied 246 attempts for 1,714 rushing yards and 17 TDs in one season with The Rock
- Set SRU single-season rushing record with 1,714 yards in 2018 and earned First Team All-PSAC West honors

## # 26 - RAVARIUS RIVERS - DB - ELLENWOOD, GA. -

## VALDOSTA STATE



- Signed with Showboats on Nov. 6, 2024, waived March 20, 2025, re-signed April 15, 2025

**Prior to Showboats**

- Earned Defensive Player of the Year and First Team All-Indoor Football League

honors in 2024 with the Green Bay Blizzard, where he played in both 2023 and 2024

- Finished his collegiate career at Valdosta State in 2022, compiling 39 tackles, 2 TFLs, 2 interceptions and 5 pass breakups
- Also played at Valdosta State from 2017-18, recording 77 tackles, 3 TFLs, 2 interceptions and 9 pass breakups in those two seasons
- Earned All-Region honors in 2018
- Began his collegiate career at Miles State (Ala.)

## # 28 - KYREE WOODS - DB - MESA, ARIZ. - SAN DIEGO STATE

**2024**

- Started all 10 games
- Ranked No. 5 on the team with 41 total tackles and No. 4 with 32 solo stops
- Recorded 3 TFLs, 2 pass breakups and 1 forced fumble
- Recorded a team season-best with 7 solo tackles vs. D.C. on May 26

**2023**

- Saw action in six games for the Showboats during the 2023 USFL season, tallying 19 tackles and 2 interceptions

**Prior to Showboats**

- Played collegiately at San Diego State
- Tallied 71 tackles in 35 games with 16 starts for the Aztecs



### # 31 - KEATON ELLIS - DB - STATE COLLEGE, PA. - PENN STATE



- Signed with the Showboats on Dec. 5, 2024

#### Prior to Showboats

- Signed with the Tennessee Titans as a UDFA prior to the 2024 season
- Also spent time with the CFL's Calgary Stampeders in 2024

- Played collegiately at Penn State, seeing action in 56 games with 20 starts over five seasons
- Racked up 89 tackles with 2 interceptions during his time as a Nittany Lion
- Most productive collegiate season was 2022, when he started 13 games and tallied 24 tackles

### # 32 - NEHEMIAH SHELTON - DB - GARDENA, CALIF. - SAN JOSE STATE



#### 2024

- Saw action in 7 games
- Tallied 10 total tackles

#### Prior to Showboats

- Tallied three tackles in 2023 with the Showboats

- Two-time All-Mountain West Honorable Mention selection for the San Jose Spartans (2021, 2022)
- Saw action in 33 games, with 26 starts, in his collegiate career
- Tallied 146 total tackles, 6 interceptions, 2 forced fumbles and 2 fumble recoveries at SJSU

### # 33 - ERIC GARROR - DB - MOBILE, ALA. - LOUISIANA



- Signed with the Showboats on Jan. 31, 2025

#### Prior to Showboats

- Signed with the Tennessee Titans as a UDFA prior to the 2023 season and placed on the practice squad

- Was activated by the Titans on Oct. 28, 2023 and saw action in 12 games with 4 starts through the 2023 season, tallying 22 tackles and 2 passes defended
- Signed to the Seattle Seahawks practice squad for a week in 2024
- Named All-Sun Belt Second Team (2021) and All-Sun Belt Third Team (2020)
- Tallied 129 tackles, 9 interceptions and 35 passes defended for the Ragin' Cajuns in 62 career games
- Also a standout return specialist at Louisiana, returning 3 punts to touchdowns in his collegiate career

### # 34 - DENERIC PRINCE - RB - MANVEL, TEXAS. - TULSA



- Signed with the Showboats on Feb. 5, 2025

#### Prior to Showboats

- Signed as a UDFA with the Kansas City Chiefs prior to the 2023 season
- Spent much of 2023 on the practice squad, but saw action in 2 games for the

Super Bowl Champion Chiefs

- Signed to the Miami Dolphins practice squad prior to the 2024 season
- Finished his collegiate career at Tulsa, seeing action in 26 games with 12 starts over 3 seasons
- Rushed for 1,728 career yards and 9 touchdowns for the Golden Hurricane, including 5 100-yard rushing performances
- Began his collegiate career at Texas A&M, where he saw action in one game

### # 36 - JALEN JACKSON - RB - RICHMOND, VA. - VILLANOVA



- Signed with Showboats on March 8, 2025

#### Prior to Showboats

- Selected as a UDFA by the Jacksonville Jaguars prior to the 2024 season and was placed on the practice squad
- Earned Second Team All-CAA honors

- in 2023 for Villanova, rushing for 981 yards and 9 touchdowns
- Rushed for 2,546 yards and 26 touchdowns in 46 games over six seasons at Villanova

### # 42 - STEELE CHAMBERS - LB - ROSWELL, GA. - OHIO STATE



- Signed with the Showboats on Feb. 17, 2025

#### Prior to Showboats

- Signed as a UDFA with the Detroit Lions and was claimed off waivers by the New England Patriots, before being waived prior to the start of the 2024 NFL season

- Played linebacker at Ohio State, converting to defense after playing two seasons as a running back
- Saw action in 44 games for the Buckeyes, compiling 190 total tackles, 11.5 TFLs, 2 sacks and 3 interceptions
- Carried the ball 28 times for 221 yards and 1 TD in two seasons as a running back for the Buckeyes

### # 44 - JAYLON ALLEN - DL - HUMBLE, TEXAS - MEMPHIS



- Signed with the Memphis Showboats in December 2024

#### Prior to Showboats

- Signed with the Denver Broncos as an UDFA in 2024 and was later waived with an injury settlement
- Earned Second Team All-AAC honors in

- 2023 at Memphis, after recording 40 tackles, 7 TFLs, 2 sacks, 2 pass breakups, 1 fumble recovery and 1 forced fumble
- Started all 13 games during his senior season with the Tigers
- Earned Honorable Mention All-AAC honors in 2022
- Tallied 150 tackles in his five-year career with the Tigers

### # 45 - NASIR PLAYER - DL - GREENWOOD, S.C. - EAST TENNESSEE STATE



- Signed with the Showboats in November 2024

#### Prior to Showboats

- Last played for the USFL's Pittsburgh Maulers in 2022 and 2023
- Tallied 42 tackles and 4.5 sacks in two

- seasons with the Maulers
- Chosen by the Michigan Panthers in the UFL dispersal draft, but was waived prior to the 2024 season
- Played in The Spring League in 2021
- Signed with the Tampa Bay Buccaneers as a UDFA in 2020, but was waived during training camp
- Three-time First Team All-Southern Conference selection at East Tennessee State
- Second Team All-America selection following his senior season (2019)
- Tallied double digit tackles for loss in three consecutive seasons for the Bucs

### # 49 - MATT COGHILIN - K - CINCINNATI, OHIO - MICHIGAN STATE



#### 2024

- Led the UFL in field-goal percentage making 94.1 percent of his attempts (16-of-17)
- Season-long field goal of 57 yards came April 13 at Birmingham
- Kicked four field goals vs. San Antonio

- on April 6, which was tied for No. in the UFL
- Averaged 67.8 yards per kickoff

#### Prior to Showboats

- Starting placekicker for the New Orleans Breakers in the 2023 USFL season
- Went 18-of-19 on field goal attempts and 25-of-25 on PATs for the Breakers in 2023
- Set Michigan State school records for most points scored (382), most field goals made (76) and games played (57)
- Finished his career 148-for-148 in PATs, becoming just the 28th player in FBS history to make 100 percent of his PAT attempts (minimum of 100)
- Earned First Team All-Big Ten honors in 2018 and was a Four-time Honorable Mention All-Big Ten selection as well

### # 50 - IZAYAH GREEN-MAY - DL - BOLINGBROOK, ILL. - NORTHERN ILLINOIS



- Signed with the Showboats on Nov. 19, 2024

#### Prior to Showboats

- Spent 2024 working at the University of Wisconsin as assistant director of player personnel
- Last played in 2023 with the USFL's

- Pittsburgh Maulers, where he saw action in 3 games
- Finished his collegiate career at Northern Illinois in 2022, starting all 11 games and tallying 32 tackles
- Spent five seasons (2017-21) at Wisconsin seeing action in 31 games

### 51 - ANDREW DOWELL - OLB - CLEVELAND, OHIO. - MICHIGAN ST



- Signed with the Showboats April 14, 2025

#### Prior to Showboats

- Coming off an ACL injury suffered in August 2023 in practice with the NFL's New Orleans Saints
- Re-signed with the Saints in 2024 but was

released

- Saw action in 33 games for New Orleans in 2021 and 2022
- Spent time on the Saints' practice squad in 2019 and 2020
- Signed as a UDFA with the Dallas Cowboys in 2019, but was waived with an injury designation
- Played collegiately at Michigan State, where he earned Honorable Mention All-Big Ten honors as a senior in 2018
- Saw action in 49 games for the Spartans, including 32 starts, with 261 career tackles and 6 sacks



## # 52 - ANTWUAN JACKSON - DL - ELLENSWOOD, GA. - OHIO STATE



- Signed by Showboats on March 1, 2025

### Prior to Showboats

- Played the 2024 UFL season for the St. Louis Battlehawks, seeing action in 9 games, with 3 starts
- Compiled 10 total tackles and 0.5 sacks for St. Louis in 2024

- Played the 2023 season with the XFL's Seattle Sea Dragons, tallying 20 tackles in 9 games with 8 starts
- Signed with the NFL's Carolina Panthers prior to the 2023 season, but was later waived
- Finished his collegiate career at Ohio State, where he saw action in 35 games over four seasons
- Best season at Ohio State came in 2021, when he recorded 23 tackles, 4.5 TFLs and 2.5 sacks, earning Honorable Mention All-Big Ten honors
- Began his collegiate career at Auburn, before transferring to Blinn (Texas) CC, where he tallied 70 tackles and 9 sacks in 2017

## # 57 - ZEKE VANDENBURGH - LB - FREEPORT, ILL. - ILLINOIS STATE



- Signed with Showboats on Dec. 23, 2024

### Prior to Showboats

- Signed with the Miami Dolphins as a UDFA prior to the 2023 season, but was waived/injured in the preseason
- Also drafted by the USFL's Stallions in 2023
- Named the Buck Buchanan Award winner as the best defensive player in NCAA FCS as a senior at Illinois State in 2022
- Also earned 2022 Missouri Valley Football Conference Defensive Player of the Year, Consensus All-America honors and First Team All-MVFC accolades
- Finished his collegiate career No. 3 on the Illinois State career charts for sacks (24) and TFLs (43.5)
- Led all of NCAA FCS in sacks and TFLs per game in 2022, averaging 1.4 and 2.1, respectively
- Finished his Illinois State career with 256 tackles, 43.5 TFLs, 24 sacks, 1 interception and 7 passes defended in 51 career games

## # 59 - TURNER BERNARD - LS - GLENDALE, ARIZ. - SAN DIEGO STATE



### 2024

- Successfully converted all 52 of his long snaps

### Prior to Showboats

- Spent the 2022 and 2023 seasons with the New Orleans Breakers
- Signed an undrafted free agent with the NFL's Minnesota Vikings but did not make the team
- Starting long snapper for San Diego State for four seasons, seeing action in 51 games from 2017-2020

## # 63 - NATE GILLIAM - OL - KNOXVILLE, TENN. - WAKE FOREST



- Signed with the Showboats on Jan. 17, 2025

### Prior to Showboats

- Spent the 2022, 2023 and 2024 seasons on the practice squad of the Cincinnati Bengals
- Signed with the Los Angeles Chargers as a UDFA prior to the 2020 season and was on the practice squad in 2020 and 2021
- Signed with the Pittsburgh Steelers prior to the 2022 season, but was waived before signing with the Bengals
- Played in 46 games at Wake Forest (2016-19)
- Earned Third Team All-ACC honors for the Demon Deacons in 2019
- Four-year letter winner

## # 65 - JARED THOMAS - OL - INDIANAPOLIS, IND. - NORTHWESTERN



### 2024

- Started all 10 games
- Nine of his starts were at C, with the other at LG in Week 9 vs D.C.

### Prior to Showboats

- Played the 2023 XFL season for the Seattle Sea Dragons
- Earned All-USFL honors in 2022 as a member of the New Orleans Breakers
- Saw action in 30 games over four seasons at Northwestern
- Made 30 starts during his collegiate career

## # 66 - NASH JENSEN - OL - MAPLE GROVE, MINN. - NORTH DAKOTA STATE



- Signed with the Showboats on Jan. 6, 2025

### Prior to Showboats

- Signed with the Carolina Panthers as a UDFA in 2023, playing in 11 games with 5 starts for Carolina in the 2023 season
- Waived due to injury prior to the 2024 season
- Played 70 games over the course of five seasons with North Dakota State, which was believed to be an NCAA record at the time
- Started 55 of his 70 games at NDSU, missing just one game with an injury
- Earned Associated Press First Team FCS All-America honors in 2022
- Earned four national championship rings during his time with the Bison

## # 69 - NOAH HENDERSON - OL - BENNETTSVILLE, S.C. - EAST CAROLINA



- Signed with the Showboats on Feb. 4, 2025

### Prior to Showboats

- Played for the Arlington Renegades in 2024, seeing action in 9 games with 5 starts
- Played collegiately at East Carolina, where he saw action in 33 games with 25 starts in three seasons, red-shirting for one year and missing the 2020 Covid season
- 3-year letter winner and 2-time captain for the Pirates
- Selected to participate in 2023 Hula Bowl and 2023 NVLPA Bowl following his college career

## # 72 - ALEC LINDSTROM - OL - DUDLEY, MASS. - BOSTON COLLEGE



### 2024

- Saw action in all 10 games with four starts for the Showboats in 2024
- Started first two and final two games of the season at guard

### Prior to Showboats

- Spent time with the NFL's Dallas Cowboys on the practice squad in 2022 and 2023
- Two-time First Team All-ACC selection (2020, 2021) at center for Boston College, also earning Third Team All-ACC honors as a sophomore (2019)
- Saw action in 46 games with 36 starts for B.C.

## # 74 - KELLEN DIESCH - OL - DALLAS, TEXAS. - ARIZONA ST



- Signed with the Renegades on Jan. 30, 2025
- Traded to Showboats April 21, 2025

### Prior to the Renegades/Showboats

- Spent 2024 on New England and Tennessee practice squad
- Waived by Bears at conclusion of 2023 training camp and signed with Steelers practice squad
- Signed with the Miami as a UDFA in 2022, waived after training camp. Signed with Bears and spent 2022 season on practice squad.
- Started all 15 games in his final season at Arizona State where he was rated as the highest graded tackle in the Pac-12 according to Pro Football Focus
- Spent three seasons at Texas A&M playing in 22 games

## # 75 - JAMES TUNSTALL - OL - INDIAN HEAD, MD. - CINCINNATI



### 2024

- Started 7 games at tackle and saw action in 8 contests

### Prior to Showboats

- Spent time with the NFL's Miami Dolphins in 2023
- Earned Second Team All-American Athletic Conference honors following the 2022 season at Cincinnati
- Played two seasons for the Bearcats
- Also played collegiately at Stony Brook (2019) and UConn (2017-2018)

## # 79 - NICK TORRES - OL - WHITESTONE, N.Y. - VILLANOVA



- Signed with the Showboats on Feb. 5, 2025

### Prior to Showboats

- Signed as a UDFA by the Kansas City Chiefs but was waived prior to the 2024 season
- Spent six years at Villanova, where he saw action in 53 games with 50 starts
- Helped lead the Wildcats to the NCAA FCS Playoffs in 2023





## # 82 - ELI STOVE - WR - NICEVILLE, FLA. - AUBURN



- Signed with the Showboats on Feb. 27, 2025

**Prior to Showboats**

- Saw action in 4 games (2 starts) for the CFL's Ottawa Red Blacks in 2024, tallying 9 receptions for 79 yards
- Played in the USFL in 2023 for the New Orleans Breakers with 5 receptions for 61 yards in 10 games
- Spent five seasons (2106-2020) at Auburn
- Saw action in 52 games with 24 starts for Auburn, tallying 136 receptions for 1,186 yards and 6 TDs
- Also recorded 55 carries for 554 yards and 4 TDs during his collegiate career

## # 83 - ISIAH HENNIE - WR - SAN DIEGO, CALIF. - SACRAMENTO STATE



- Signed by Showboats on Feb. 28, 2025

**Prior to Showboats**

- Saw action in 4 games for the Houston Roughnecks in 2024
- Played in all 12 games for the USFL's Pittsburgh Maulers in 2023
- Caught 46 passes for 474 yards and 3 touchdowns for the Maulers in the regular season, while adding 14 more receptions for 138 yards in Pittsburgh's playoff run to the USFL Championship Game
- Caught 18 passes for 198 yards and 3 TDs for the Maulers in 2022
- Saw action in 43 games at Sacramento State during his four-year collegiate career, recording 138 receptions for 1,519 yards and 11 TDs
- Earned Honorable Mention All-Big Sky honors twice at Sacramento State

## # 86 - ISAIAH WASHINGTON - WR - JACKSONVILLE, FLA. - RUTGERS



- Signed with the Showboats on Feb. 13, 2025

**Prior to Showboats**

- Signed as a UDFA with the Baltimore Ravens, before being placed on IR and was later waived with an injury settlement
- Tied a Rutgers school record with 58 games played in five seasons with the Scarlet Knights, playing in every game during his time at the school
- Compiled 74 receptions for 927 yards and 3 TDs in his collegiate career
- Best season at Rutgers was as a senior in 2023, hauling in 25 receptions for 321 yards and 1 TD

## # 88 - JAY JAY WILSON - TE - VALENCIA, CALIF. - AUBURN



- 2024
- Recorded three receptions for 30 yards
- Saw action in all 10 games
- Recorded 12 tackles and 1 fumble recovery, mostly on special teams
- 2023
- Hauled in 16 receptions for 170 yards and 1 TD for the USFL Showboats in 2023
- Prior to UFL
- Finished his collegiate career in 2019 at Auburn, where he saw action 12 games with 14 catches for 133 yards and a touchdown

- Began his collegiate career at Arizona State (2015-2018)
- Played two seasons as a receiver, changed positions to linebacker after an injury to another linebacker
- Caught 3 touchdown passes and also tallied 62 tackles, 4.5 TFLs, 2 sacks, 1 interception for the Sun Devils

## # 89 - CHRIS PIERCE JR. - TE - SMITHFIELD, VA. - VANDERBILT



- Signed with the Showboats on Jan. 22, 2025

**Prior to Showboats**

- Spent 2024 on the Carolina Panthers' practice squad after originally signing with the UFL's Birmingham Stallions
- Signed with the Arizona Cardinals as a UDFA in 2022, was converted to tight end and eventually placed on the practice squad
- Played four seasons at wide receiver for Vanderbilt, catching 57 passes for 654 yards and 2 touchdowns as a red-shirt senior in 2021
- Finished his Vanderbilt career with 109 receptions for 1,398 yards and 9 touchdowns

## # 90 - DILLON FAAMATAU - DL - NORWALK, CALIF. - OKLAHOMA



- 2024
- Saw action in 8 games
- Tallied 10 total tackles, with 6 solo stops
- 2023
- Saw action in 4 games
- Tallied 11 total tackles

**Prior to Showboats**

- Played two seasons with the IFL's Arizona Rattlers prior to joining the USFL's Showboats
- Saw action in 41 games during three seasons at Oklahoma, tallying 31 tackles and 2.5 TFLs while winning three Big 12 Championships
- Began his college career at Arizona State (2015/redshirt), before playing one season at Cerritos College, where he racked up 32 tackles in one season

## # 91 - JOSIAH BRONSON - DL - COVINGTON, WASH. - WASHINGTON



- 2024
- Saw action in all 10 games with 4 starts
- Tallied 12 total tackles with 2 TFLs
- Recorded 1.5 sacks and 1 pass breakup

**Prior to Showboats**

- Saw action in eight games with 12 tackles for the NFL's New Orleans Saints in 2021
- Has also spent time on the practice squad for the NFL's Miami Dolphins and Dallas Cowboys
- Signed with the Showboats in December 2023
- Went to Washington as a walk-on after one season at Temple
- Earned a scholarship at UW after his junior season
- Saw action in 29 games for the Huskies with 42 tackles and 3 sacks

## # 95 - DAMARCUS MITCHELL - DL - THIBODAUX, LA. - PURDUE



- Signed with the Showboats on Jan. 30, 2025

**Prior to Showboats**

- Saw action in 5 games for the UFL Champion Birmingham Stallions in 2024, tallying 7 tackles and 2 sacks
- Signed by the New England Patriots as a UDFA prior to the 2022 season, earning a spot on the active roster
- Saw action in 16 games with 8 tackles for the Patriots in 2022
- Signed with the Seattle Seahawks in 2023, but was waived
- Played in 38 games with 18 starts at Purdue, where he tallied 59 tackles, 13 TFLs and 5.5 sacks
- Began his collegiate career at Southwest Mississippi CC as a running back, before converting to defense in his sophomore season
- Rushed for 57 yards and tallied 66 yards receiving with a TD as a freshman, before recording 71 tackles as a sophomore

## #96 - DEVERE LEVELSTON - DL - DESOTO, TEXAS - SMU



- Signed with Showboats on April 21, 2025

**Prior to Showboats**

- Spent most of the 2024 season with the Seattle Seahawks
- Played four seasons at SMU, where he compiled 90 tackles and 11 sacks in 46 career games
- Began his collegiate career at Tyler Junior College

## # - DARIUS PHILLIPS - CB - DETROIT, MICH. - WESTERN MICHIGAN



- 2024
- Tallied 14 tackles and 3 pass breakups for San Antonio in 4 games

**2023**

- Played in and started 7 regular season games for San Antonio, while also starting both playoff games
- Recorded 19 tackles and 1 INT for the Brahmas

**Prior to Brahmas/Showboats**

- Spent 4 seasons with the Bengals after being selected in the 5th round of the 2018 NFL Draft.
- Recorded 5 interceptions, 4 of which came in the 2019 season with the Bengals
- After his four seasons with the Bengals, spent time with the Raiders, Broncos, Texans, Lions and Titans.
- Prior to the NFL, was a two-time MAC Special Teams Player of the Year and is Western Michigan's all-time leader in kick return yards with 3,193



GAME-BY-GAME PLAYER NOTES

#1 • KAI LOCKSLEY - WR

Game 1 vs. MICH: 1 reception, 5 yards  
Game 2 vs DC: Saw action  
Game 3 vs HOU: 2 receptions, 28 yards  
Game 4 vs MICH: Saw action  
Game 5 vs BIR: DNP  
Game 6 vs HOU: 1 reception, 23 yards  
Game 7 vs STL: 3 receptions, 60 yards  
Game 8 vs SAN: DNP

#2• DAEWOOD DAVIS - WR

Game 6 vs HOU: DNP  
Game 7 vs STL: Saw action  
Game 8 vs SAN: 1 carry, 3 yards; 12-point reception

#3 • TROY WILLIAMS - QB

Game 1 vs MICH: 8-of-11 passing, 104 yards, 1 interception  
Game 2 vs DC: DNP  
Game 3 vs HOU: 4-of-8 passing, 63 yards; 4 carries, 35 yards, 1 TD  
Game 4 vs MICH: 4-of-8 passing, 13 yards; 1 carry, 4 yards  
Game 5 vs BIR: DNP  
Game 6 vs HOU: DNP  
Game 7 vs STL: DNP (Injured Reserve)  
Game 8 vs SAN: Started at QB: 5-of-11 passing, 36 yards; 6 carries, 29 yards

#5 • EJ PERRY - QB

Game 1 vs MICH: 10-of-17 passing, 93 yards, 1 TD, 1 INT; 3 rushes, 7 yards  
Game 2 vs DC: 18-of-28 passing, 194 yards, 1 INT; 4 carries, 28 yards, 1 TD  
Game 3 vs HOU: 13-of-20 passing, 131 yards, 1 TD, 2 INT; 1 carry, 6 yards  
Game 4 vs MICH: 8-of-16 passing, 74 yards, 1 INT; 9 carries, 30 yards  
Game 5 vs BIR: DNP (Injured Reserve)  
Game 6 vs HOU: 1-of-2 passing, 7 yards  
Game 7 vs STL: DNP (Injured Reserve)  
Game 8 vs SAN: DNP

#6 • LANCE BOYKIN - DB

Game 1 vs MICH: 4 total tackles  
Game 2 vs DC: 4 total tackles  
Game 3 vs HOU: 1 tackle  
Game 4 vs MICH: 4 total tackles, 3 solo  
Game 5 vs BIR: Started at CB  
Game 6 vs HOU: 3 total tackles, 2 solo  
Game 7 vs STL: 2 total tackles, both solo  
Game 8 vs SAN: 6 total tackles, 5 solo

#7 • ELI WALKER - DB

Game 1 vs MICH: 9 total tackles; 5 solo  
Game 2 vs DC: 5 total tackles, 1 TFL  
Game 3 vs HOU: 5 total tackles, 2 solo  
Game 4 vs MICH: 9 total tackles, all solo  
Game 5 vs BIR: 6 total tackles, all solo; 1 INT  
Game 6 vs HOU: 5 total tackles, all solo  
Game 7 vs STL: Tied for team lead; 5 total tackles, all solo  
Game 8 vs SAN: 8 total tackles, 5 solo

#8 • BOOGIE ROBERTS - DL

Game 1 vs MICH: 2 total tackles  
Game 2 vs DC: 3 total tackles, 1 sack, 1 TFL  
Game 3 vs HOU: 4 total tackles, 1 TFL  
Game 4 vs MICH: 1 tackle  
Game 5 vs BIR: Started at DT  
Game 6 vs HOU: 3 total tackles  
Game 7 vs STL: 3 total tackles, 1 solo  
Game 8 vs SAN: Started at DT

#9 • JONATHAN ADAMS - WR

Game 1 vs MICH: 6 receptions, 93 yards, 1 TD  
Game 2 vs DC: 9 receptions, 128 yards  
Game 3 vs HOU: 5 receptions, 42 yards  
Game 4 vs MICH: 2 receptions, 21 yards  
Game 5 vs BIR: 2 receptions, 29 yards  
Game 6 vs HOU: 1 carry, 14 yards; 2 receptions, 25 yards  
Game 7 vs STL: 1 carry, 9 yards; 4 receptions, 69 yards, 1 TD  
Game 8 vs SAN: 2 receptions, 11 yards; 12-point reception

#10 • AMIR RIEP - DB

Game 1 vs MICH: 2 total tackles  
Game 2 vs DC: DNP  
Game 3 vs HOU: 2 total tackles  
Game 4 vs MICH: 3 total tackles, 2 solo  
Game 5 vs BIR: Saw action  
Game 6 vs HOU: DNP  
Game 7 vs STL: DNP  
Game 8 vs SAN: DNP

#12 • DRESSER WINN - QB

Game 1 vs MICH: DNP  
Game 2 vs DC: DNP  
Game 3 vs HOU: DNP  
Game 4 vs MICH: DNP  
Game 5 vs BIR: Started at QB; 17-of-29 for 235 yards, 1 TD; 4 carries, 11 yards  
Game 6 vs HOU: 22-of-34 passing, 207 yards, 1 INT, 1 TD; 3 carries, 16 yards, 1 TD  
Game 7 vs STL: 21-of-35 passing, 184 yards, 1 TD; 3 carries, 8 yards  
Game 8 vs SAN: DNP

#13 • CAMERON DANTZLER - DB

Game 1 vs MICH: DNP (Injured Reserve)  
Game 2 vs DC: DNP (Injured Reserve)  
Game 3 vs HOU: DNP (Injured Reserve)  
Game 4 vs MICH: DNP (Injured Reserve)  
Game 5 vs BIR: 2 total tackles, both solo  
Game 6 vs HOU: 4 total tackles, all solo  
Game 7 vs STL: 2 total tackles, both solo  
Game 8 vs SAN: 1 interception, 43 yards, 1 TD; 1 solo tackle

#14 • MARK GILBERT - DB

Game 1 vs MICH: 3 total tackles, 1 pass breakup  
Game 2 vs DC: 3 total tackles  
Game 3 vs HOU: 4 total tackles, 3 solo  
Game 4 vs MICH: 1 tackle  
Game 5 vs BIR: 4 total tackles, all solo  
Game 6 vs HOU: 1 solo tackle, 1 TFL  
Game 7 vs STL: 3 total tackles, 1 solo  
Game 8 vs SAN: Saw action

#18 • KWAMIE LASSITER II - WR

Game 1 vs MICH: 2 receptions, 10 yards  
Game 2 vs DC: 2 receptions, 6 yards  
Game 3 vs HOU: 6 receptions, 79 yards, 1 TD  
Game 4 vs MICH: 3 receptions, 33 yards  
Game 5 vs BIR: 5 receptions, 65 yards  
Game 6 vs HOU: 3 receptions, 29 yards  
Game 7 vs STL: DNP  
Game 8 vs SAN: 1 reception, 11 yards; 1 fumble

#19 • MATT MENGEL - P

Game 1 vs MICH: 4 punts, 44.5 average; 2 inside 20  
Game 2 vs DC: 3 punts, 42.3 average  
Game 3 vs HOU: 4 punts, 37.8 average  
Game 4 vs MICH: 6 punts, 42.7 average; 1 inside 20  
Game 5 vs BIR: 6 punts, 40.3 average; 2 inside 20  
Game 6 vs HOU: 5 punts, 36.0 average; 2 inside 20  
Game 7 vs STL: 4 punts, 46.8 average  
Game 8 vs SAN: 3 punts, 41.3 average



GAME-BY-GAME PLAYER NOTES

#20 • OBI MELIFONWU - LB

Game 1 vs MICH: 2 total tackles  
Game 2 vs DC: 1 tackle  
Game 3 vs HOU: 2 total tackles  
Game 4 vs MICH: 4 total tackles, 2 solo  
Game 5 vs BIR: Saw action  
Game 6 vs HOU: Saw action  
Game 7 vs STL: 1 solo tackle  
Game 8 vs SAN: 5 total tackles, 2 solo

#22 • WES HILLS - RB

Game 7 vs STL: 7 carries, 28 yards; 2 receptions, 7 yards  
Game 8 vs SAN: DNP

#26 • RAVARIUS RIVERS - DB

Game 4 vs MICH: DNP  
Game 5 vs BIR: DNP  
Game 6 vs HOU: DNP  
Game 7 vs STL: Saw action  
Game 8 vs SAN: DNP

#28 • KYREE WOODS - DB

Game 1 vs MICH: 5 total tackles, 1 TFL  
Game 2 vs DC: 2 total tackles  
Game 3 vs HOU: 6 total tackles, 5 solo  
Game 4 vs MICH: Saw action  
Game 5 vs BIR: 2 total tackles, 1 solo  
Game 6 vs HOU: 1 solo tackle  
Game 7 vs STL: 3 total tackles, all solo; 1 INT, 36 yards  
Game 8 vs SAN: 4 total tackles, 2 solo

#31 • KEATON ELLIS - DB

Game 1 vs MICH: 8 total tackles  
Game 2 vs DC: 5 total tackles  
Game 3 vs HOU: Team lead with 8 total tackles, 6 solo, 2 TFLs  
Game 4 vs MICH: 3 total tackles  
Game 5 vs BIR: 4 total tackles, all solo  
Game 6 vs HOU: 1 solo tackle  
Game 7 vs STL: Tied for team lead; 5 tackles, all solo, 2 TFLs  
Game 8 vs SAN: 8 total tackles, 2 solo, 1 TFL

#32 • NEHEMIAH SHELTON - DB

Game 1 vs MICH: 2 total tackles  
Game 2 vs DC: 1 tackle  
Game 3 vs HOU: 3 total tackles, 2 solo  
Game 4 vs MICH: 2 total tackles, both solo  
Game 5 vs BIR: 2 total tackles, 1 solo  
Game 6 vs HOU: 2 total tackles, both solo  
Game 7 vs STL: 3 tackles, all solo  
Game 8 vs SAN: 2 total tackles, 1 solo

#33 • ERIC GARROR - DB

Game 1 vs MICH: 6 total tackles, 3 solo  
Game 2 vs DC: 3 total tackles  
Game 3 vs HOU: 5 total tackles, 2 solo; 1 kickoff return, 26 yards  
Game 4 vs MICH: 3 kickoff returns, 40 yards  
Game 5 vs BIR: 2 total tackles, both solo; 1 kickoff return, 37 yards  
Game 6 vs HOU: 1 punt return, 5 yards; 3 kickoff returns, 71 yards; 4 total tackles, 1 solo  
Game 7 vs STL: 3 tackles, 1 solo  
Game 8 vs SAN: 2 kickoff returns, 46 yards

#34 • DENERIC PRINCE - RB

Game 1 vs MICH: 10 carries, 38 yards; 5 kick returns, 88 yards  
Game 2 vs DC: 9 carries, 44 yards  
Game 3 vs HOU: 12 carries, 23 yards; 2 receptions, 16 yards  
Game 4 vs MICH: 7 carries, 24 yards, 1 TD  
Game 5 vs BIR: 12 carries, 49 yards; 1 recpetion, 6 yards  
Game 6 vs HOU: 7 carries, 5 yards; 4 receptions, 39 yards; 2 kickoff returns, 42 yards

Game 7 vs STL: 17 carries, 44 yards; 6 receptions, 14 yards  
Game 8 vs SAN: 12 carries, 45 yards; 1 reception, 0 yards; 3 kickoff returns, 68 yards

#36 • JALEN JACKSON - RB

Game 1 vs MICH: 11 carries, 24 yards  
Game 2 vs DC: DNP  
Game 3 vs HOU: 9 carries, 20 yards  
Game 4 vs MICH: DNP  
Game 5 vs BIR: 5 carries, 18 yards; 1 two-point rush  
Game 6 vs HOU: DNP  
Game 7 vs STL: DNP  
Game 8 vs SAN: 7 carries, 76 yards, 1 TD

#42 • STEELE CHAMBERS - LB

Game 1 vs MICH: Tied for team lead with 10 total tackles, 5 solo  
Game 2 vs DC: Team lead with 10 total tackles, 6 solo  
Game 3 vs HOU: 6 total tackles, 4 solo  
Game 4 vs MICH: Team lead with 11 total tackles, 8 solo  
Game 5 vs BIR: Team lead with 10 total tackles, 7 solo, 1 TFL  
Game 6 vs HOU: 5 total tackles, 4 solo  
Game 7 vs STL: Tied for team lead; 5 tackles, 1 solo  
Game 8 vs SAN: Team lead with 11 tackles, 7 solo, 1 TFL

#44 • JAYLON ALLEN - OLB

Game 1 vs MICH: 3 total tackles, 1 sack  
Game 2 vs DC: 4 total tackles  
Game 3 vs HOU: 2 total tackles  
Game 4 vs MICH: 4 total tackles, 3 solo  
Game 5 vs BIR: 2 total tackles, 1 solo  
Game 6 vs HOU: 3 total tackles, 2 solo  
Game 7 vs STL: 3 total tackles, 2 solo, 1 sack, 1 TFL  
Game 8 vs SAN: 4 total tackles, 2 solo

#45 • NASIR PLAYER - OLB

Game 1 vs MICH: 5 total tackles  
Game 2 vs DC: 3 total tackles  
Game 3 vs HOU: Started at DE  
Game 4 vs MICH: 5 total tackles, 2 solo, 1 TFL  
Game 5 vs BIR: 2 total tackles, 1 solo, 1 TFI, 1 sack  
Game 6 vs HOU: 3 total tackles  
Game 7 vs STL: 2 total tackles, 1 solo  
Game 8 vs SAN: 5 total tackles, 2 solo

#49 • MATT COGLIN - K

Game 1 vs MICH: 2-of-2 on FGs (50, 45); 3 kickoffs, 63.3 average  
Game 2 vs DC: 2-of-3 on FGs (22, 33); 4 kickoffs, 48 average  
Game 3 vs HOU: 1-of-1 on FGs (32); 3 kickoffs, 65.3 average  
Game 4 vs MICH: 1-of-1 on FGs (52); 3 kickoffs, 63.0 average  
Game 5 vs BIR: 2-of-3 on FGs (32, 37); 4 kickoffs, 63.5 average  
Game 6 vs HOU: 2-of-2 on FGs (42, 27); 5 kickoffs, 63.0 average  
Game 7 vs STL: 1-of-1 on FGs (27); 3 kickoffs, 65.0 average  
Game 8 vs SAN: 2-of-2 on FGs (36, 36); 5 kickoffs, 65.4 average

#50 • IZAYAH GREEN-MAY - OLB

Game 1 vs MICH: 2 total tackles  
Game 2 vs DC: 2 total tackles  
Game 3 vs HOU: 4 total tackles, 2 solo  
Game 4 vs MICH: Saw action  
Game 5 vs BIR: 3 total tackles, 1 solo, 1 TFL, 1 sack  
Game 6 vs HOU: 4 total tackles, 2 solo  
Game 7 vs STL: 2 total tackles, 1 solo  
Game 8 vs SAN: 2 total tackles, both solo





**#51 • ANDREW DOWELL - OLB**

Game 4 vs MICH: DNP  
 Game 5 vs BIR: 7 total tackles, 5 solo; started at OLB  
 Game 6 vs HOU: Team-lead with 8 total tackles, 4 solo, 1 sack, 1 TFL Game 7 vs STL:  
 Tied for team-lead; 5 total tackles, 3 solo  
 Game 8 vs SAN: 1 interception, 23 yards; 9 total tackles, 4 solo

**#52 • ANTUAN JACKSON - DL**

Game 1 vs MICH: DNP  
 Game 2 vs DC: Saw action  
 Game 3 vs HOU: 1 tackle  
 Game 4 vs MICH: 5 total tackles, 2 solo  
 Game 5 vs BIR: Saw action  
 Game 6 vs HOU: Saw action  
 Game 7 vs STL: 1 tackle  
 Game 8 vs SAN: 1 tackle

**#57 • ZEKE VANDENBURGH - LB**

Game 1 vs MICH: 10 total tackles, 0.5 sacks  
 Game 2 vs DC: 7 total tackles  
 Game 3 vs HOU: 7 total tackles  
 Game 4 vs MICH: 4 total tackles, all solo  
 Game 5 vs BIR: DNP  
 Game 6 vs HOU: 6 total tackles, 1 solo  
 Game 7 vs STL: 2 total tackles  
 Game 8 vs SAN: 1 solo tackle

**#59 • TURNER BERNARD - LS**

Game 1 vs MICH: 6 successful long snaps (2 FG, 4 punt)  
 Game 2 vs DC: 6 successful long snaps (3 FG, 3 punt)  
 Game 3 vs HOU: 5 successful long snaps (1 FG, 4 punt)  
 Game 4 vs MICH: 7 successful long snaps (1 FG, 6 punt)  
 Game 5 vs BIR: 8 successful long snaps (2 FG, 6 punt)  
 Game 6 vs HOU: 7 successful long snaps (2 FG, 5 punts)  
 Game 7 vs STL: 5 successful long snaps (1 FG, 4 punts)  
 Game 8 vs SAN: 5 successful long snaps (2 FG, 3 punts)

**#63 • NATE GILLIAM - OL**

Game 1 vs MICH: Saw action  
 Game 2 vs DC: Started at T  
 Game 3 vs HOU: Started at G  
 Game 4 vs MICH: Started at RT  
 Game 5 vs BIR: Started at RT  
 Game 6 vs HOU: Started at RT  
 Game 7 vs STL: Started at RT  
 Game 8 vs SAN: Started at RT

**#65 • JARED THOMAS - OL**

Game 1 vs MICH: Started at LG  
 Game 2 vs DC: Started at LG  
 Game 3 vs HOU: Started at LG  
 Game 4 vs MICH: Started at LG  
 Game 5 vs BIR: Started at LG  
 Game 6 vs HOU: Started at LG  
 Game 7 vs STL: Started at LG  
 Game 8 vs SAN: Started at LG

**#66 • NASH JENSEN - OL**

Game 1 vs MICH: Started at RG  
 Game 2 vs DC: Started at RG  
 Game 3 vs HOU: Started at RG  
 Game 4 vs MICH: Started at RG  
 Game 5 vs BIR: Started at RG  
 Game 6 vs HOU: Started at RG  
 Game 7 vs STL: Started at RG  
 Game 8 vs SAN: Started at RG

**#69 • NOAH HENDERSON - OL**

Game 1 vs MICH: Saw action  
 Game 1 vs DC: 1 tackle  
 Game 3 vs HOU: Saw action  
 Game 4 vs MICH: Saw action  
 Game 5 vs BIR: Saw action  
 Game 6 vs HOU: 1 solo tackle  
 Game 7 vs STL: DNP (Injured Reserve)  
 Game 8 vs SAN: 1 solo tackle

**#72 • ALEC LINDSTROM - OL**

Game 1 vs MICH: Started at C  
 Game 1 vs DC: Started at C  
 Game 3 vs HOU: Started at C  
 Game 4 vs MICH: Started at C  
 Game 5 vs BIR: Started at C  
 Game 6 vs HOU: Started at C  
 Game 7 vs STL: Started at C; 1 reception, -6 yards  
 Game 8 vs SAN: Started at C

**#74 • KELLEN DIESCH - T**

Game 5 vs BIR: Saw action  
 Game 6 vs HOU: Saw action  
 Game 7 vs STL: DNP (Injured Reserve)  
 Game 8 vs SAN: Saw action

**#75 • JAMES TUNSTALL - OL**

Game 1 vs MICH: Started at LT  
 Game 2 vs DC: Started at LT  
 Game 3 vs HOU: Started at LT  
 Game 4 vs MICH: Started at LT  
 Game 5 vs BIR: Started at LT  
 Game 6 vs HOU: Started at LT  
 Game 7 vs STL: Started at LT  
 Game 8 vs SAN: Started at LT

**#79 • NICK TORRES - OL**

Game 1 vs MICH: DNP (Injured Reserve)  
 Game 2 vs DC: DNP (Injured Reserve)  
 Game 3 vs HOU: DNP (Injured Reserve)  
 Game 4 vs MICH: DNP  
 Game 5 vs BIR: Saw action  
 Game 6 vs HOU: DNP  
 Game 7 vs STL: DNP  
 Game 8 vs SAN: DNP

**82 • ELI STOVE - WR**

Game 1 vs MICH: 1 reception, 9 yards  
 Game 2 vs DC: 1 reception, 42 yards  
 Game 3 vs HOU: DNP  
 Game 4 vs MICH: 1 carry, 2 yards  
 Game 5 vs BIR: DNP  
 Game 6 vs HOU: DNP  
 Game 7 vs STL: 2 receptions, 26 yards  
 Game 8 vs SAN: Saw action

**#83 • ISIAH HENNIE - WR**

Game 1 vs MICH: 1 reception, 6 yards  
 Game 2 vs DC: 4 punt returns, 20 yards  
 Game 3 vs HOU: 1 punt return, 13 yards; 4 kickoff returns, 71 yards  
 Game 4 vs MICH: 1 reception, 5 yards; 4 punt returns, 76 yards, 53-yard long return; 2 kickoff returns, 43 yards  
 Game 5 vs BIR: 2 punt returns, 12 yards; 4 kickoff returns, 85 yards; 1 TD from 108-yard Kick Six  
 Game 6 vs HOU: 2 punt returns, 45 yards; 1 tackle  
 Game 7 vs STL: 2 punt returns, 0 yards; 4 kickoff returns, 97 yards  
 Game 8 vs SAN: 2 punt returns, 7 yards



**#86 • ISAIAH WASHINGTON - WR**

Game 1 vs MICH: DNP

Game 2 vs DC: DNP Game 3 vs HOU: 1 reception, 15 yards

Game 4: DNP

Game 5 vs BIR: 5 receptions, 42 yards

Game 6 vs HOU: 2 receptions, 18 yards

Game 7 vs STL: 2 punt returns, 0 yards; 4 kickoff returns, 97 yards

Game 8 vs SAN: DNP

**#87 • THOMAS BURKE - TE**

Game 8 vs SAN: DNP

**#88 • JAY JAY WILSON - TE**

Game 1 vs MICH: 1 reception, 8 yards

Game 2 vs DC: 1 tackle

Game 3 vs HOU: Saw action

Game 4 vs MICH: Saw action

Game 5 vs BIR: Saw action

Game 6 vs HOU: 2 receptions, 6 yards, 1 TD

Game 7 vs STL: 2 receptions, 15 yards

Game 8 vs SAN: 1 reception, 14 yards; 2 solo tackles

**#89 • CHRIS PIERCE JR. - TE**

Game 1 vs MICH: 1 target

Game 2 vs DC: 1 tackle

Game 3 vs HOU: Started at TE

Game 4 vs MICH: DNP

Game 5 vs BIR: Started at TE

Game 6 vs HOU: 1 reception, -1 yards

Game 7 vs STL: 1 reception, 11 yards

Game 8 vs SAN: Started at TE

**#90 • DILLON FAAMATAU - DT**

Game 7 vs STL: 1 total tackle

Game 8 vs SAN: 4 total tackles, 3 solo, 1 sack, 1 TFL

**#91- JOSIAH BRONSON - DL**

Game 1 vs MICH: 4 total tackles

Game 2 vs DC: 2 total tackles

Game 3 vs HOU: 1 tackle

Game 4 vs MICH: Saw action

Game 5 vs BIR: 1 tackle

Game 6 vs HOU: 7 total tackles, 3 solo

Game 7 vs STL: 2 total tackles, 1 solo, 1 TFL

Game 8 vs SAN: 1 interception; 6 total tackles, 5 solo, 2 TFLs

**#95 • DAMARCUS MITCHELL - DL**

Game 1 vs MICH: 2 total tackles

Game 2 vs DC: DNP

Game 3 vs HOU: Saw action

Game 4 vs MICH: 4 total tackles, 3 solo

Game 5 vs BIR: 2 total tackles

Game 6 vs HOU: 3 total tackles

Game 8 vs SAN: DNP

**#96 • DAVERE LEVELSTON - DT**

Game 6 vs HOU: 2 total tackles

Game 7 vs STL: 3 total tackles, 2 solo, 1 sack, 1 TFL

Game 8 vs SAN: 5 total tackles, 2 solo, 1 sack, 1 TFL

**#99 • JOHN ATKINS SR. - DL**

Game 1 vs MICH: 3 total tackles

Game 2 vs DC: Saw action

Game 3 vs HOU: DNP (Injured Reserve)

Game 4 vs MICH: DNP (Injured Reserve)

Game 5 vs BIR: DNP (Injured Reserve)

Game 6 vs HOU: DNP (Injured Reserve)

Game 7 vs STL: DNP (Injured Reserve)

Game 8 vs SAN: DNP (Injured Reserve)



## GAME TWO - D.C. 17, MEMPHIS 12

**WASHINGTON, D.C. (April 5)** – The D.C. Defenders held off the Memphis Showboats 17-12 at Audi Field.

DC led 9-6 heading into the fourth quarter. But Showboats quarterback EJ Perry's sixteen-yard run was the game's first touchdown and also gave Memphis a 12-9 lead with 11:47 remaining in the contest.

A 45-yard completion from Jordan Ta'amu to Chris Rowland just five plays after the Perry score put the Defenders in the red zone at the Memphis 12-yard line. Three plays later, on 3rd-and-goal, Ta'amu tossed a pop pass over the middle to Ben Bresnahan to put D.C. on top 15-12. A Rowland reverse pass on the 2-point conversion gave the Defenders a five-point edge.

The Showboats clawed their way down the field, driving to the D.C. 25-yard line. When the drive stalled, Memphis elected to kick a field goal and attempt to retain possession with a 4th-and-12 (the UFL's alternate rule to an onside kick). But Memphis never got to that 4th-and-12 attempt, as Matt Coghlin's 43-yard field goal attempt was blocked by the Defenders' Devonsha Maxwell.

DC worked enough clock to leave just one second before giving the ball back to the Showboats. A last-ditch attempt to keep the ball alive with laterals was quickly snuffed out, giving D.C. the five-point win.

Perry finished the game 18-of-28 for 205 yards with 1 interception. He also ran the ball 4 times for 26 yards and a TD. Jonathan Adams had another big day for the Showboats, becoming the first wide receiver in the UFL this season to eclipse the 100-yard mark. He tallied 9 catches for 128 yards. Memphis out-gained D.C. 308-257 for the contest.

Linebacker Steele Chambers logged another 10 total tackles, making this his second game in a row with double-digit tackles. Former DC Defender, now Memphis Showboat Boogie Roberts made the game's only sack and one of the Showboats' three TFLs.

Memphis led 3-0 after the first quarter on a 22-yard Coghlin field goal. D.C.'s Matt McCrane put two field goals on the board in the second quarter to give the Defenders a 6-3 lead. McCrane's third field goal early in the third quarter made it 9-3. Coghlin pulled the Showboats within three, 9-6, with a 33-yarder with 6:43 left in the third.

MEMPHIS											MEM		DC	
Score											12	17		
FIRST DOWNS											19	14		
RUSHES-YARDS (NET)											26-103	32-113		
PASSING-YARDS (NET)											194	144		
Poses Comp-Att-Pct											18-28-1	12-26-0		
TOTAL OFFENSE PLAYS-YARDS											454-297	59-57		
Fumble Returns-Yards											0-0	2-0		
Punt Returns-Yards											4-20	2-15		
Kickoff Returns-Yards											2-48	2-42		
Interception Returns-Yards											0-0	1-20		
Punts (Punt-Avg)											3-42.3	5-42.8		
Fumbles-Lost											3-1	0-0		
Penalties-Yards											11-68	10-75		
Possession Time											32:50	27:10		
Third-Down Conversions											5-11	7-16		
Fourth-Down Conversions											0-0	0-0		
Red-Zone Scores-Chances											1-4	1-3		
Alt. Kickoffs											0-0	0-0		
<b>Memphis Showboats</b>														
<b>Rushing</b>		No.	Gain	Loss	Net	TD	Lg	Avg						
Prince, Deneric		9	44	0	44	0	16	4.9						
Kibodi, Jacob		13	39	6	33	0	18	2.5						
Perry, E.J.		4	28	2	26	1	16	6.5						
<b>Passing</b>		C-A-I	Yds	TD	Long	Sack								
Perry, E.J.		18-28-1	194	0	42	0								
<b>Receiving</b>		No.	Yards	TD	Long	Tgt	YAC							
Adams, Jonathan		9	128	0	39	10	42							
Anderson, Dee		4	30	0	12	7	15							
Lassiter II, Kwamie		6	2	0	13	6	0							
Kibodi, Jacob		2	12	0	-2	3	0							
<b>Punting</b>		No.	Yds	Avg	Long	In20	TB							
Mungel, Matt		3	127	42.3	51	0	0							
<b>Punt Returns</b>		No.	Yards	TD	Long									
Hennie, Isaiah		4	20	0	13									
<b>Kick Returns</b>		No.	Yards	TD	Long									
Lassiter II, Kwamie		1	28	0	28									
Stove, Elijah		1	20	0	20									
<b>Tackles</b>		UA-A	Total	Sacks	TFL									
Chambers, Steele		6-4	10	0	0									
Vandenburgh, Zeke		3-4	7	0	0									
Ellis, Keaton		3-2	5	0	0									
<b>Qtr</b>		<b>Time</b>							<b>Scoring Play</b>		<b>V-H</b>			
1st		1:04							MEM - Cognlin, Matt 22 yd FG, 11-65 6:18		3-0			
2nd		4:33							DC - McCarne, Matt 22 yd FG, 13-55 6:31		3-3			
2nd		00:00							DC - McCarne, Matt 30 yd FG, 7-29 1:22		3-6			
3rd		11:02							DC - McCarne, Matt 46 yd FG, 10-32 3:58		3-3			
3rd		6:43							MEM - Cognlin, Matt 33 yd FG, 8-55 4:19		6-9			
4th		11:47							MEM - Perry, E.J. 0 yd TD (PT ATT RUSH by Deneric Prince FAILED), 6-70 2:46		12-9			
4th		8:21							DC - Breshnahan, Ben 3 yd TD PASS from Taamu, Jordan (2PT ATT PASS caught by Cornell Powell GOOD), 8-76 3:26		12-17			





GAME THREE - HOUSTON 18, MEMPHIS 17

**MEMPHIS, Tenn. (April 12, 2025)** – The Houston Roughnecks (1-2) clinched their first win of the United Football League season, topping the Memphis Showboats (0-3) at Simmons Bank Liberty Stadium, 18-17.

Quarterback Troy Williams came off the bench in the fourth quarter after a pair of interceptions from starting QB E.J. Perry. The Showboats trailed 18-11 before Williams and the Showboats offense got going. Williams led a 19-play, 70-yard drive that culminated in a 4-yard touchdown run from the backup quarterback. Head coach Ken Whisenhunt made the decision to play for the win and go for a 2-point conversion. Williams' pass sailed just out of the reach of Kwamie Lassiter II, leaving Houston with an 18-17 advantage and just 13 seconds remaining.

An unsuccessful last-minute challenge on the 2-point conversion from Whisenhunt with 13 seconds remaining, left Memphis to utilize the UFL's 4th-and-12 from its own 28. After a Houston penalty, Williams completed a pass to Lassiter for 29 yards, but the Showboats' lateral was eventually recovered by the Roughnecks to end the game.

Houston led 15-11 heading into the fourth quarter after Leon O'Neal Jr. stepped in front of a Perry pass and returned it 30 yards for the go-ahead touchdown. Chris Blewitt added a field goal early in the fourth quarter to give the Roughnecks a seven-point advantage.

The Showboats came into the second half with the upper hand. A 32-yard field goal from Matt Coghlin opened the scoring and a touchdown reception and a successful two-point conversion from Lassiter, gave the Showboats an 11-3 lead at halftime.

Houston's response in the third quarter changed the tide of the game. Roughnecks backup quarterback, Nolan Henderson tossed a 6-yard touchdown pass to Emmanuel Butler, pulling Houston within two, 11-9. Four plays later, O'Neal, Jr. gave Houston the lead with the aforementioned pick six.

Perry finished the game 13-of-20 for 131 yards with 2 interceptions and 1 touchdown. He rushed once for six yards. Williams finished the game 4-of-8 for 63 yards. He led the Showboats in rushing, carrying the ball four times for 35 yards and a touchdown. Lassiter hauled in six receptions for 79 yards and a touchdown. For the second straight game, out-gained its opponent but still lost. The Showboats had 261 yards of total offense, compared to 238 for Houston.

Keaton Ellis led the Showboats for eight tackles, tallying two tackles for-loss and a forced fumble. Zeke Vandenburgh tallied seven total tackles.

												HOU					MEM				
Score												18					17				
FIRST DOWNS												12					14				
RUSHES-YARDS (NET)												25-118					26-72				
PASSING-YARDS (NET)												120					189				
Passes Comp-Att-Int												18-26-0					17-28-2				
TOTAL OFFENSE PLAYS-YARDS												51-238					55-261				
Fumble Returns-Yards												1-0					0-0				
Punt Returns-Yards												2-27					1-13				
Kickoff Returns-Yards												3-72					5-97				
Interception Returns-Yards												2-30					0-0				
Punts (Number-Avg)												3-54.3					4-37.8				
Fumbles-Lost												1-0					1-1				
Penalties-Yards												6-43					4-30				
Possession Time												32:06					28:10				
Third Down Conversions												7-14					5-14				
Fourth-Down Conversions												1-1					2-2				
Red Zone Scores-Chances												1-3					2-3				
Alt. Kickoffs												0-0					0-0				

Houston Roughnecks												Memphis Showboats											
Rushing												Rushing											
White, Zaqandre												Williams, Troy											
Lingard, Lorenzo												Prince, Deneric											
Brown, Anthony												Jackson, Jalen											
Passing												Passing											
Brown, Anthony												Perry, E.J.											
Henderson, Nolan												Williams, Troy											
Receiving												Receiving											
Hall, Justin												Lassiter II, Kwamie											
White, Zaqandre												Adams, Jonathan											
Keys III, Lawrence												Locksley, Kai											
Simms, Marcus												Prince, Deneric											
Punting												Punting											
Rivers, Mike												Mengel, Matt											
Punt Returns												Punt Returns											
Keys III, Lawrence												Hennie, Isiah											
Hall, Justin												Walker, Eli											
Kick Returns												Garrior, Eric											
Keys III, Lawrence												Chambers, Steele											
Tackles												Tackles											
Moody, Marvin												Ellis, Keaton											
O'Neal Jr., Leon												Vandenburgh, Zeke											
Benson, Xavier												Chambers, Steele											

Houston Roughnecks												Memphis Showboats											
Rushing												Rushing											
White, Zaqandre												Williams, Troy											
Lingard, Lorenzo												Prince, Deneric											
Brown, Anthony												Jackson, Jalen											
Passing												Passing											
Brown, Anthony												Perry, E.J.											
Henderson, Nolan												Williams, Troy											
Receiving												Receiving											
Hall, Justin												Lassiter II, Kwamie											
White, Zaqandre												Adams, Jonathan											
Keys III, Lawrence												Locksley, Kai											
Simms, Marcus												Prince, Deneric											
Punting												Punting											
Rivers, Mike												Mengel, Matt											
Punt Returns												Punt Returns											
Keys III, Lawrence												Hennie, Isiah											
Hall, Justin												Walker, Eli											
Kick Returns												Garrior, Eric											
Keys III, Lawrence												Chambers, Steele											
Tackles												Tackles											
Moody, Marvin												Ellis, Keaton											
O'Neal Jr., Leon												Vandenburgh, Zeke											
Benson, Xavier												Chambers, Steele											

Houston Roughnecks												Memphis Showboats											
Rushing												Rushing											
White, Zaqandre												Williams, Troy											
Lingard, Lorenzo												Prince, Deneric											
Brown, Anthony												Jackson, Jalen											
Passing												Passing											
Brown, Anthony												Perry, E.J.											
Henderson, Nolan												Williams, Troy											
Receiving												Receiving											
Hall, Justin												Lassiter II, Kwamie											
White, Zaqandre												Adams, Jonathan											
Keys III, Lawrence												Locksley, Kai											
Simms, Marcus												Prince, Deneric											
Punting												Punting											
Rivers, Mike												Mengel, Matt											
Punt Returns												Punt Returns											
Keys III, Lawrence												Hennie, Isiah											
Hall, Justin												Walker, Eli											
Kick Returns												Garrior, Eric											
Keys III, Lawrence												Chambers, Steele											
Tackles												Tackles											
Moody, Marvin												Ellis, Keaton											
O'Neal Jr., Leon												Vandenburgh, Zeke											
Benson, Xavier												Chambers, Steele											

Houston Roughnecks												Memphis Showboats											
Rushing												Rushing											
White, Zaqandre												Williams, Troy											
Lingard, Lorenzo												Prince, Deneric											
Brown, Anthony												Jackson, Jalen											
Passing												Passing											
Brown, Anthony												Perry, E.J.											
Henderson, Nolan												Williams, Troy											
Receiving												Receiving											
Hall, Justin												Lassiter II, Kwamie											
White, Zaqandre												Adams, Jonathan											
Keys III, Lawrence												Locksley, Kai											
Simms, Marcus												Prince, Deneric											
Punting												Punting											
Rivers, Mike												Mengel, Matt											
Punt Returns												Punt Returns											
Keys III, Lawrence												Hennie, Isiah											
Hall, Justin												Walker, Eli											
Kick Returns												Garrior, Eric											
Keys III, Lawrence												Chambers, Steele											
Tackles												Tackles											
Moody, Marvin												Ellis, Keaton											
O'Neal Jr., Leon												Vandenburgh, Zeke											
Benson, Xavier												Chambers, Steele											

Houston Roughnecks												Memphis Showboats											
Rushing												Rushing											
White, Zaqandre												Williams, Troy											
Lingard, Lorenzo												Prince, Deneric											
Brown, Anthony												Jackson, Jalen											
Passing												Passing											
Brown, Anthony												Perry, E.J.											
Henderson, Nolan												Williams, Troy											
Receiving												Receiving											
Hall, Justin												Lassiter II, Kwamie											
White, Zaqandre												Adams, Jonathan											
Keys III, Lawrence												Locksley, Kai											
Simms, Marcus												Prince, Deneric											
Punting												Punting											
Rivers, Mike												Mengel, Matt											
Punt Returns												Punt Returns											
Keys III, Lawrence												Hennie, Isiah											
Hall, Justin												Walker, Eli											
Kick Returns												Garrior, Eric											
Keys III, Lawrence												Chambers, Steele											
Tackles												Tackles											
Moody, Marvin												Ellis, Keaton											
O'Neal Jr., Leon												Vandenburgh, Zeke											
Benson, Xavier												Chambers, Steele											

Houston Roughnecks												Memphis Showboats											
Rushing												Rushing											
White, Zaqandre												Williams, Troy											
Lingard, Lorenzo												Prince, Deneric											
Brown, Anthony												Jackson, Jalen											
Passing												Passing											
Brown, Anthony												Perry, E.J.											
Henderson, Nolan												Williams, Troy											
Receiving												Receiving											
Hall, Justin												Lassiter II, Kwamie											
White, Zaqandre												Adams, Jonathan											
Keys III, Lawrence												Locksley, Kai											
Simms, Marcus												Prince, Deneric											
Punting												Punting											
Rivers, Mike												Mengel, Matt											
Punt Returns												Punt Returns											
Keys III, Lawrence												Hennie, Isiah											
Hall, Justin												Walker, Eli											
Kick Returns												Garrior, Eric											
Keys III, Lawrence												Chambers, Steele											
Tackles												Tackles											
Moody, Marvin												Ellis, Keaton											
O'Neal Jr., Leon												Vandenburgh, Zeke											
Benson, Xavier												Chambers, Steele											

Houston Roughnecks												Memphis Showboats											
Rushing												Rushing											
White, Zaqandre												Williams, Troy											
Lingard, Lorenzo												Prince, Deneric											
Brown, Anthony												Jackson, Jalen											
Passing												Passing											
Brown, Anthony												Perry, E.J.											
Henderson, Nolan												Williams, Troy											
Receiving												Receiving											
Hall, Justin												Lassiter II, Kwamie											
White, Zaqandre												Adams, Jonathan											
Keys III, Lawrence												Locksley, Kai											
Simms, Marcus												Prince, Deneric											
Punting												Punting											
Rivers, Mike												Mengel, Matt											
Punt Returns												Punt Returns											
Keys III, Lawrence												Hennie, Isiah											
Hall, Justin												Walker, Eli											
Kick Returns												Garrior, Eric											
Keys III, Lawrence												Chambers, Steele											
Tackles												Tackles											
Moody, Marvin												Ellis, Keaton											
O'Neal Jr., Leon												Vandenburgh, Zeke											
Benson, Xavier												Chambers, Steele											

Houston Roughnecks												Memphis Showboats											
Rushing												Rushing											
White, Zaqandre												Williams, Troy											
Lingard, Lorenzo												Prince, Deneric											
Brown, Anthony												Jackson, Jalen											
Passing												Passing											
Brown, Anthony												Perry, E.J.											
Henderson, Nolan												Williams, Troy											
Receiving												Receiving											
Hall, Justin												Lassiter II, Kwamie											
White, Zaqandre												Adams, Jonathan											
Keys III, Lawrence												Locksley, Kai											
Simms, Marcus												Prince, Deneric											
Punting												Punting											
Rivers, Mike												Mengel, Matt											
Punt Returns												Punt Returns											
Keys III, Lawrence												Hennie, Isiah											
Hall, Justin												Walker, Eli											
Kick Returns												Garrior, Eric											
Keys III, Lawrence												Chambers, Steele											
Tackles												Tackles											
Moody, Marvin												Ellis, Keaton											
O'Neal Jr., Leon												Vandenburgh, Zeke											
Benson, Xavier												Chambers, Steele											

Houston Roughnecks												Memphis Showboats											
Rushing												Rushing											
White, Zaqandre												Williams, Troy											
Lingard, Lorenzo												Prince, Deneric											
Brown, Anthony												Jackson, Jalen											
Passing												Passing											
Brown, Anthony												Perry, E.J.											
Henderson, Nolan												Williams, Troy											
Receiving												Receiving											
Hall, Justin												Lassiter II, Kwamie											
White, Zaqandre												Adams, Jonathan											
Keys III, Lawrence												Locksley, Kai											
Simms, Marcus												Prince, Deneric											
Punting												Punting											
Rivers, Mike												Mengel, Matt											
Punt Returns												Punt Returns											
Keys III, Lawrence												Hennie, Isiah											
Hall, Justin												Walker, Eli											
Kick Returns												Garrior, Eric											
Keys III, Lawrence												Chambers, Steele											
Tackles												Tackles											
Moody, Marvin												Ellis, Keaton											
O'Neal Jr., Leon												Vandenburgh, Zeke											
Benson, Xavier												Chambers, Steele											

Houston Roughnecks												Memphis Showboats											
Rushing												Rushing											
White, Zaqandre												Williams, Troy											
Lingard, Lorenzo												Prince, Deneric											
Brown, Anthony												Jackson, Jalen											
Passing												Passing											
Brown, Anthony												Perry, E.J.											
Henderson, Nolan												Williams, Troy											
Receiving												Receiving											
Hall, Justin												Lassiter II, Kwamie											
White, Zaqandre												Adams, Jonathan											
Keys III, Lawrence												Locksley, Kai											
Simms, Marcus												Prince, Deneric											
Punting												Punting											
Rivers, Mike												Mengel, Matt											
Punt Returns												Punt Returns											
Keys III, Lawrence												Hennie, Isiah											
Hall, Justin												Walker, Eli											
Kick Returns												Garrior, Eric											
Keys III, Lawrence												Chambers, Steele											
Tackles												Tackles											
Moody, Marvin												Ellis, Keaton											
O'Neal Jr., Leon												Vandenburgh, Zeke											
Benson, Xavier												Chambers, Steele											

Houston Roughnecks												Memphis Showboats											
Rushing												Rushing											
White, Zaqandre												Williams, Troy											
Lingard, Lorenzo												Prince, Deneric											
Brown, Anthony												Jackson, Jalen											
Passing												Passing											
Brown, Anthony												Perry, E.J.											
Henderson, Nolan												Williams, Troy											
Receiving												Receiving											
Hall, Justin												Lassiter II, Kwamie											
White, Zaqandre												Adams, Jonathan											
Keys III, Lawrence												Locksley, Kai											
Simms, Marcus												Prince, Deneric											
Punting												Punting											
Rivers, Mike												Mengel, Matt											
Punt Returns												Punt Returns											
Keys III, Lawrence												Hennie, Isiah											
Hall, Justin												Walker, Eli											
Kick Returns												Garrior, Eric											
Keys III, Lawrence												Chambers, Steele											
Tackles												Tackles											
Moody, Marvin												Ellis, Keaton											
O'Neal Jr., Leon												Vandenburgh, Zeke											
Benson, Xavier												Chambers, Steele											

Houston Roughnecks												Memphis Showboats											
Rushing												Rushing											
White, Zaqandre												Williams, Troy											
Lingard, Lorenzo												Prince, Deneric											
Brown, Anthony												Jackson, Jalen											
Passing												Passing											
Brown, Anthony												Perry, E.J.											
Henderson, Nolan												Williams, Troy											
Receiving												Receiving											
Hall, Justin												Lassiter II, Kwamie											
White, Zaqandre												Adams, Jonathan											
Keys III, Lawrence												Locksley, Kai											
Simms, Marcus												Prince, Deneric											
Punting												Punting											
Rivers, Mike												Mengel, Matt											
Punt Returns												Punt Returns											
Keys III, Lawrence												Hennie, Isiah											
Hall, Justin												Walker, Eli											
Kick Returns												Garrior, Eric											
Keys III, Lawrence												Chambers, Steele											
Tackles												Tackles											
Moody, Marvin												Ellis, Keaton											
O'Neal Jr., Leon												Vandenburgh, Zeke											
Benson, Xavier												Chambers, Steele											

Houston Roughnecks												Memphis Showboats											
Rushing												Rushing											
White, Zaqandre												Williams, Troy											
Lingard, Lorenzo												Prince, Deneric											
Brown, Anthony												Jackson, Jalen											
Passing												Passing											
Brown, Anthony												Perry, E.J.											
Henderson, Nolan												Williams, Troy											
Receiving												Receiving											
Hall, Justin												Lassiter II, Kwamie											
White, Zaqandre												Adams, Jonathan											
Keys III, Lawrence												Locksley, Kai											
Simms, Marcus												Prince, Deneric											
Punting												Punting											
Rivers, Mike												Mengel, Matt											
Punt Returns												Punt Returns											
Keys III, Lawrence												Hennie, Isiah											
Hall, Justin												Walker, Eli											
Kick Returns												Garrior, Eric											
Keys III, Lawrence												Chambers, Steele											
Tackles												Tackles											
Moody, Marvin												Ellis, Keaton											
O'Neal Jr., Leon												Vandenburgh, Zeke											
Benson, Xavier												Chambers, Steele											

Houston Roughnecks												Memphis Showboats											
Rushing												Rushing											
White, Zaqandre												Williams, Troy											
Lingard, Lorenzo												Prince, Deneric											
Brown, Anthony												Jackson, Jalen											
Passing												Passing											
Brown, Anthony												Perry, E.J.											
Henderson, Nolan												Williams, Troy											
Receiving												Receiving											
Hall, Justin												Lassiter II, Kwamie											
White, Zaqandre												Adams, Jonathan											
Keys III, Lawrence												Locksley, Kai											
Simms, Marcus												Prince, Deneric											
Punting												Punting											
Rivers, Mike												Mengel, Matt											
Punt Returns												Punt Returns											
Keys III, Lawrence												Hennie, Isiah											
Hall, Justin												Walker, Eli											
Kick Returns												Garrior, Eric											
Keys III, Lawrence												Chambers, Steele											
Tackles												Tackles											
Moody, Marvin												Ellis, Keaton											
O'Neal Jr., Leon												Vandenburgh, Zeke											
Benson, Xavier												Chambers, Steele											

Houston Roughnecks												Memphis Showboats											
Rushing												Rushing											
White, Zaqandre												Williams, Troy											
Lingard, Lorenzo												Prince, Deneric											
Brown, Anthony												Jackson, Jalen											
Passing												Passing											
Brown, Anthony												Perry, E.J.											
Henderson, Nolan												Williams, Troy											
Receiving												Receiving											
Hall, Justin												Lassiter II, Kwamie											
White, Zaqandre												Adams, Jonathan											
Keys III, Lawrence												Locksley, Kai											
Simms, Marcus												Prince, Deneric											
Punting												Punting											
Rivers, Mike												Mengel, Matt											
Punt Returns												Punt Returns											
Keys III, Lawrence												Hennie, Isiah											
Hall, Justin												Walker, Eli											
Kick Returns												Garrior, Eric											
Keys III, Lawrence												Chambers, Steele											
Tackles												Tackles											
Moody, Marvin												Ellis, Keaton											
O'Neal Jr., Leon												Vandenburgh, Zeke											
Benson, Xavier												Chambers, Steele											

Houston Roughnecks												Memphis Showboats											
Rushing												Rushing											
White, Zaqandre												Williams, Troy											
Lingard, Lorenzo												Prince, Deneric											
Brown, Anthony												Jackson, Jalen											
Passing												Passing											
Brown, Anthony												Perry, E.J.											
Henderson, Nolan												Williams, Troy											
Receiving												Receiving											
Hall, Justin												Lassiter II, Kwamie											
White, Zaqandre												Adams, Jonathan											
Keys III, Lawrence												Locksley, Kai											
Simms, Marcus												Prince, Deneric											
Punting												Punting											
Rivers, Mike												Mengel, Matt											
Punt Returns												Punt Returns											
Keys III, Lawrence												Hennie, Isiah											
Hall, Justin												Walker, Eli											
Kick Returns												Garrior, Eric											
Keys III, Lawrence												Chambers, Steele											
Tackles												Tackles											
Moody, Marvin												Ellis, Keaton											
O'Neal Jr., Leon												Vandenburgh, Zeke											
Benson, Xavier												Chambers, Steele											

Houston Roughnecks												Memphis Showboats											
Rushing												Rushing											
White, Zaqandre												Williams, Troy											
Lingard, Lorenzo												Prince, Deneric											
Brown, Anthony												Jackson, Jalen											
Passing												Passing											
Brown, Anthony																							

GAME FOUR - MICHIGAN 27, MEMPHIS 9

**DETROIT, Mich. (April 18, 2025)** – The Memphis Showboats fell to the Michigan Panthers 27-9 Friday night at Ford Field.

Michigan (3-1) led 14-9 at halftime and got the ball after the intermission. But the Memphis defense forced a 3-and-out, followed by a 53-yard punt return from Isiah Hennie that put the Showboats in position to take the lead. In three plays, Memphis moved to the Michigan 20-yard line.

Quarterback E.J. Perry looked to Eli Stove near the 10-yard line. Stove looked to haul the ball in, but it was pulled away in a juggling interception by the Panthers' Arnold Tarpley III. The game seemed to change from that point, as the Memphis offense continued to struggle.

Michigan's Jaylon Moore hauled in a 27-yard touchdown early in the fourth quarter to give the Panthers a 21-9 lead after the 1-point conversion. The Panthers added a late TD to account for the final score.

## GAME SIX - HOUSTON 21, MEMPHIS 20

**HOUSTON (May 3, 2025)** – The Houston Roughnecks took advantage of a defensive score to upend the Memphis Showboats 21-20 Saturday afternoon at TDECU Stadium. It was the second one-point loss to Houston this season for Memphis, after falling to Houston 18-17 at home in Week 3.

Momentum swung midway through the third quarter when Armani Marsh sacked Memphis quarterback Dresser Winn at the 45-yard line, forcing a fumble. T.J. Franklin scooped up the loose ball and returned it for a Roughnecks touchdown. A successful two-point conversion pass from Jalan McClendon to Justin Hall pushed Houston's lead to 21-14 — an advantage they never relinquished.

Houston scored first late in the first quarter when McClendon found Hall for a 13-yard scoring strike. A successful 1-point conversion made it 7-0 lead. The Roughnecks extended their advantage to 10-0 early in the second quarter on a 49-yard field goal by Chris Blewitt.

Memphis answered with a 9-play, 65-yard drive capped by a 2-yard touchdown pass from Winn to Jay Jay Wilson to trim the deficit to four points, 10-6.

The Showboats grabbed the lead on their next possession. Winn powered in for a 9-yard rushing touchdown and connected with Jonathan Adams on a 2-point conversion to make it 14-10.

Houston's defense stiffened after halftime, adding a field goal after an interception of Winn to make it 14-13. The Roughnecks then flipped the game with the sack-and-score play late in the third quarter.

But the Showboats kept battling. Kicker Matt Coglin hit field goals from 42 and 27 yards to pull Memphis within one point, 21-20. But the Houston offense picked up four first downs on the next possession to run the final 5:47 off the clock and seal the win.

Winn completed 22-of-34 passes for 207 yards with one passing touchdown and his first interception of the season. He also added a rushing score. Newcomer Wes Hills led the ground attack with 13 carries for 47 yards. Andrew Dowell paced the defense with eight tackles (four solo), 1 sack and 1 tackle for-loss.

											MEM	HOU					
Score											20	21					
FIRST DOWNS											22	12					
RUSHES-YARDS (NET)											24-82	25-67					
PASSING-YARDS (NET)											205	142					
Passes Comp-Att-Int											22-36-1	20-28-0					
TOTAL OFFENSE PLAYS-YARDS											61-287	54-209					
Fumble Returns-Yards											0-0	1-40					
Punt Returns-Yards											3-50	1-22					
Kickoff Returns-Yards											5-113	5-93					
Interception Returns-Yards											0-0	1-18					
Punts (Number-Avg)											5-36.0	6-47.3					
Fumbles-Lost											1-1	0-0					
Penalties-Yards											3-20	6-50					
Possession Time											31:08	28:52					
Third-Down Conversions											4-12	4-13					
Fourth-Down Conversions											0-0	0-0					
Red-Zone Scores-Chances											2-3	1-2					
Alt. Kickoffs											0-0	0-0					
Memphis Showboats																	
Rushing	No.	Gain	Loss	Net	TD	Lg	Avg										
Hills, Wes	13	47	0	47	0	9	3.6										
Winn, Dresser	3	16	0	16	1	14	5.3										
Adams, Jonathan	1	14	0	14	0	14	14										
Passing	C-A-I	Yds	TD	Long	Sack												
Perry, E.J.	1-2-0		7	0													
Winn, Dresser	22-34-1		207	1		23	1										
Receiving	No.	Yards	TD	Long	Tat	YAC											
Anderson, Dee	5	47	0	17	7	14											
Prince, Deneric	4	39	4	21	4	45											
Lassiter II, Kwamie	3	29	0	21	6	0											
Hills, Wes	3	28	0	13	3	35											
Punting	No.	Yds	Avg	Long	In20	TB											
Mengel, Matt	5	180	36.0	56	2	0											

Punt Returns	No.	Yards	TD	Long					
Herrin, Josh	1	5	0	5					
Garror, Eric	1	5	0	5					
Kick Returns	No.	Yards	TD	Long					
Garror, Eric	3	71	0	25					
Prince, Deneric	2	42	0	23					
Tackles	UA-A	Total	Sacks	TFL					
Dowell, Andrew	4-4	8	1	1					
Branson, Josiah	3-4	7	0	0					
Vanderburg, Zeke	1-5	6	0	0					

Qtr	Time	Scoring Play		V-H
1st	00:29	HOU - Hall, Justin 13 yd TD PASS from McClendon, Jalan (1PT ATT RUSH by Kirk Merritt GOOD) , 7-77 3:37		0-7
2nd	12:01	HOU - Blewitt, Chris 49 yd FG , 4-4 1:34		0-10
2nd	7:25	MEM - Jay Wilson, Jay 2 yd TD PASS from Winn, Dresser (ZPT ATT PASS to Kai Locksley FAILED) , 9-65 4:35		6-0
2nd	2:46	MEM - Winn, Dresser 9 yd TD RUSH (ZPT ATT PASS caught by Jonathan Adams GOOD) , 6-48 2:47		14-10
3rd	4:42	HOU - Blewitt, Chris 35 yd FG , 7-15 3:26		14-13
3rd	2:35	HOU - Franklin, T.J. 40 yd TD FUMBLE RETURN (ZPT ATT PASS caught by Justin Hall GOOD) ,		20-21
4th	12:55	MEM - Coghill, Matt 42 yd FG , 10-38 4:40		17-21
4th	5:47	MEM - Coghill, Matt 27 yd FG , 10-32 5:20		14-21



GAME SEVEN - ST. LOUIS 19, MEMPHIS 9

**MEMPHIS, Tenn. (May 11, 2025)** – The Memphis Showboats couldn’t overcome an early deficit and fell 19-9 to the St. Louis Battlehawks on Sunday afternoon at Simmons Bank Liberty Stadium.

A 44-yard field from Rodrigo Blankenship midway through the fourth quarter sealed the win for St. Louis (5-2). Memphis (1-6) had a chance to respond late but couldn’t convert a critical fourth-quarter drive into points, allowing the Battlehawks to run out the clock and secure the victory.

St. Louis set the tone on the opening drive as quarterback Max Duggan powered into the end zone with a 7-yard rushing touchdown. A successful 1-point conversion run by Jarveon Howard made it 7-0. After forcing a Memphis punt, the Battlehawks added a 53-yard field goal — the longest of the game — by Blankenship to close the first quarter up 10-0.

Memphis responded late in the second quarter when Dresser Winn connected with Jonathan Adams for a 5-yard touchdown pass, trimming the deficit to 10-6 after an 11-play, 77-yard scoring drive. Memphis looked to have the momentum going into intermission, but the Battlehawks put together a 78-yard scoring drive in just over one minute. Duggan found Jahcour Pearson for a touchdown and the Battlehawks carried a 16-6 lead into halftime.

Midway through the third quarter, St. Louis forced a Winn fumble, with Kyler Baugh recovering for the Battlehawks. Memphis’ defense answered with a takeaway of its own, with Kyree Woods snagging an interception and returning it 36 yards. Woods’ pick set up a Matt Coghlin 27-yard field goal that brought the Showboats within one score, 16-9.

In the fourth, St. Louis held the Showboats’ offense in check and pieced together a steady drive of its own late in the game, capped by Blankenship’s 44-yard field goal that was responsible for the 10-point margin of victory.

Winn went 21-of-35 for 184 yards and 1 touchdown, out-dueling Duggan, who went 15-of-23 with 1 interception for 144 yards and a touchdown. Adams led the Showboats in receiving yards, with 69 on 4 receptions and the Showboats’ only TD. Four Showboats tied for tackles (5 each) – Steele Chambers, Eli Walker, Andrew Dowell and Keaton Ellis. Ellis has two TFLs.

							STL	MEM
Score							19	9
FIRST DOWNS							12	16
RUSHES-YARDS (NET)							25-113	28-89
PASSING-YARDS (NET)							144	184
Passes Comp-Att-Int							15-23-1	21-35-0
TOTAL OFFENSE PLAYS-YARDS							50-257	65-273
Fumble Returns-Yards							1-0	0-0
Punt Returns-Yards							4-55	2-0
Kickoff Returns-Yards							3-66	4-07
Interception Returns-Yards							0-0	1-36
Punts (Number-Avg)							5-43.2	4-46.8
Fumbles-Lost							0-0	1-1
Penalties-Yards							7-37	6-63
Possession Time							27:54	32:06
Third-Down Conversions							2-10	6-15
Fourth-Down Conversions							0-0	0-3
Red-Zone Scores-Chances							2-3	1-3
Alt. Kickoffs							0-0	0-0

ST. LOUIS BATTLEHAWKS	No.	Gain	Loss	Net	TD	Lg	Avg
Rushing							
Duggan, Max	10	57	0	57	1	29	5.7
Saylors, Jacob	11	37	1	36	0	7	3.3
Howard, Jarveon	4	20	0	20	0	14	5
Passing	C-A-T	Yds	TD	Long	Sack		
Jackson, Blake	0-0-0	0	0				
Duggan, Max	15-23-1	158	1	39	1		
Receiving	No.	Yards	TD	Long	Tgt	YAC	
Jennings Jr., Gary	3	61	0	39	4	5	
Pearson, Jahcour	3	6	1	13	6	-3	
Darby, Frank	2	37	0	29	5	6	
Saylors, Jacob	2	25	0	24	2	33	
Punting	No.	Yds	Avg	Long	In20	TB	
Hofrichter, Sterling	5	216	43.2	57	5	0	
Punt Returns	No.	Yards	TD	Long			
Pearson, Jahcour	4	55	0	20			
Kick Returns	No.	Yards	TD	Long			
Jackson, Blake	3	66	0	24			
Tackles	UA-A	Total	Sacks	TFL			
Freaney, Travis	3-4	7	0	1			
Mack, Isaiah	4-3	7	1	0			
Jones, Myles	5-0	5	0	0			

Memphis Showboats	No.	Gain	Loss	Net	TD	Lg	Avg
Rushing							
Prince, Deneric	17	49	5	44	0	14	2.6
Hills, Wes	7	28	0	28	0	11	4
Adams, Jonathan	1	9	0	9	0	9	9
Passing	C-A-T	Yds	TD	Long	Sack		
Winn, Dresser	21-35-0	196	1	30	2		
Receiving	No.	Yards	TD	Long	Tgt	YAC	
Prince, Deneric	6	14	0	7	6	38	
Adams, Jonathan	4	69	1	30	8	19	
Locksley, Kai	3	60	0	30	4	28	
Stowe, Elijah	2	26	0	22	4	8	
Punting	No.	Yds	Avg	Long	In20	TB	
Mengel, Matt	4	187	46.8	57	0	0	
Punt Returns	No.	Yards	TD	Long			
Hennie, Isaiah	2	0	0	0			
Kick Returns	No.	Yards	TD	Long			
Hennie, Isaiah	4	97	0	28			
Tackles	UA-A	Total	Sacks	TFL			
Chambers, Steele	1-4	5	0	0			
Walker, Eli	5-0	5	0	0			
Dowell, Andrew	3-2	5	0	0			

ST. LOUIS BATTLEHAWKS	Qtr	Time	Scoring Play
1st	5:51	STL - Duggan, Max 7 yd TD RUSH (1PT ATT RUSH by Jarveon Howard GOOD) ,	5-52 2:49
1st	1:53	STL - Blankenship, Rodrigo 53 yd FG , 4-1 2:05	10-0
2nd	1:50	MEM - Adams, Jonathan 5 yd TD PASS from Winn, Dresser (2PT ATT PASS to FAILED) ,	11-77 5:22
2nd	00:40	STL - Pearson, Jahcour 13 yd TD PASS from Duggan, Max (1PT ATT RUSH by Jacob Saylors FAILED) ,	8-78 1:10
3rd	2:10	MEM - Coghlin, Matt 27 yd FG , 7-44 3:29	16-6
4th	2:57	STL - Blankenship, Rodrigo 44 yd FG , 6-18 3:15	19-9

GAME EIGHT - MEMPHIS 24, SAN ANTONIO 22 (OT)

**SAN ANTONIO, TEXAS (May 16, 2025)** – The Memphis defense held strong in overtime Friday the Showboats defeated the San Antonio Brahmas 24-22 at The Alamodome.

The win marks the Showboats (2-6) second victory of the season and the second in overtime. It was also the second overtime game in UFL history – both ending in 20-20 regulation ties and both featuring Memphis. In the shootout-style overtime format, Memphis converted two of its three attempts, while San Antonio (1-7) scored on just one.

The Showboats got off to a fast start, thanks to a 43-yard Pick Six from Cameron Dantzler in the first quarter. Jonathan Adams secured the 2-point conversion, giving Memphis an early 8-0 lead.

A lively second quarter saw nearly 20 points between the two teams. Memphis extended its lead to 11-0 with a 36-yard field goal from Matt Coghlin. San Antonio responded with a 38-yard touchdown pass from Steven Stilianos to former Showboat Dee Anderson, narrowing the gap to 11-6.

Memphis answered immediately with all the work done by running back Jalen Jackson. On the first play of the drive, Jackson ripped off a 54-yard run to the Brahmas’ 12-yard line. On the next play, he barreled into the end zone to put Memphis up 17-6. But the Brahmas capitalized on a costly fumble by Kwamie Lassiter II with less than a minute left in the half. Jordan Williams returned the fumble to the 2-yard line, setting up a touchdown run by Jashaun Corbin, followed by a successful 2-point conversion. The Showboats carried a narrow 17-14 lead into halftime.

Points were scarce in the third quarter, with Coghlin adding his second 36-yard field goal to push the Showboats ahead 20-14. In the fourth, the Brahmas tacked on two field goals, the second tying the game 20-20 with under 30 seconds remaining.

UFL overtime is a best-of-three, shootout-style duel of 2-point conversions. On the first possessions, Memphis QB Troy Williams found Daewood Davis in the end zone for Memphis and San Antonio failed to score. Williams tossed a strike to Kai Locksley on Memphis’ second try, while San Antonio’s Jontre Kirklin kept the Brahmas in it with a conversion on their second possession. Neither team scored on their third possessions, giving Memphis the 24-22 victory.

Williams played a unique role for Memphis, favoring the run over the pass. Williams completed 5-of-11 passes for 36 yards, while rushing 6 times for 29 yards. Jackson led the team on the ground with 76 yards and a touchdown on 7 carries. Deneric Prince added 45 rushing yards on 12 attempts. Steele Chambers anchored the ‘Boats defense with 11 total tackles, including 7 solos and 1 tackle for-loss. Three Showboats tallied interceptions: Dantzler, defensive lineman Josiah Bronson and linebacker

							MEM	SA
Score							24	22
FIRST DOWNS							8	17
RUSHES-YARDS (NET)							26-153	35-165
PASSING-YARDS (NET)							14	120
Passes Comp-Att-Int							5-11-0	15-26-3
TOTAL OFFENSE PLAYS-YARDS							40-167	63-285
Fumble Returns-Yards							0-0	2-29
Punt Returns-Yards							2-7	2-8
Kickoff Returns-Yards							5-114	5-118
Interception Returns-Yards							3-66	0-0
Punts (Number-Avg)							3-41.3	2-53.0
Fumbles-Lost							0-0	2-0
Penalties-Yards							7-68	8-60
Possession Time							24:56	35:04
Third-Down Conversions							3-9	8-15
Fourth-Down Conversions							0-0	0-1
Red-Zone Scores-Chances							1-3	1-3
Alt. Kickoffs							0-0	0-0

Memphis Showboats	No.	Gain	Loss	Net	TD	Lg	Avg
Rushing							
Jackson, Jalen	7	76	0	76	1	54	10.9
Prince, Deneric	12	52	7	45	0	10	3.8
Williams, Troy	6	29	0	29	0	12	4.8
Passing	C-A-T	Yds	TD	Long	Sack		
Williams, Troy	5-11-0	36	0	14	3		
Receiving	No.	Yards	TD	Long	Tgt	YAC	
Adams, Jonathan	2	11	0	10	1	6	
Jay Wilson, Jay	1	14	0	14	1	6	
Lassiter II, Kwamie	1	11	0	11	3	7	
Prince, Deneric	1	0	0	0	1	3	
Punting	No.	Yds	Avg	Long	In20	TB	
Mengel, Matt	3	124	41.3	69	0	0	
Punt Returns	No.	Yards	TD	Long			
Hennie, Isaiah	2	7	0	4			
Kick Returns	No.	Yards	TD	Long			
Prince, Deneric	3	68	0	26			
Garro, Eric	2	46	0	24			
Tackles	UA-A	Total	Sacks	TFL			
Chambers, Steele	7-4	11	0	1			
Dowell, Andrew	4-5	9	0	0			
Ellis, Keaton	2-6	8	0	1			

San Antonio Brahmas	No.	Gain	Loss	Net	TD	Lg	Avg
Rushing							
Corbin, Jashaun	25	145	2	143	1	19	5.7
Hogan, Kevin	5	13	1	12	0	11	2.4
Robbins, Aidan	4	9	1	8	0	4	2
Passing	C-A-T	Yds	TD	Long	Sack		
Hogan, Kevin	14-25-3	90	0	13	2		
Stilianos, Steven	1-1-0	38	1	38	0		
Receiving	No.	Yards	TD	Long	Tgt	YAC	
Corbin, Jashaun	5	38	0	11	5	44	
Stilianos, Steven	3	10	0	5	5	10	
Mack, Alize	2	12	0	7	2	10	
Anderson, Dee	1	38	1	38	3	6	
Punting	No.	Yds	Avg	Long	In20	TB	
Wing, Brad	2	106	53.0	55	1	0	
Punt Returns	No.	Yards	TD	Long			
Stevenson, Marquez	2	8	0	6			
Kick Returns	No.	Yards	TD	Long			
Shirden, Jaden	3	70	0	29			
Kirklin, Jontre	2	48	0	26			
Tackles	UA-A	Total	Sacks	TFL			
Beckett, Tavante	5-8	13	0.5	0			
Williams, Jordan	5-8	8	0	0			
Mosley, Jordan	6-1	7	0	0			

Qtr	Time	Scoring Play	V-H
1st	9:18	MEM - Dantzler, Cameron 43 yd TD INT RETURN (2PT ATT PASS caught by Jonathan Adams GOOD) ,	8-0
2nd	14:11	MEM - Coghlin, Matt 36 yd FG , 12-37 6:27	11-0
2nd	3:52	SA - Anderson, Dee 38 yd TD PASS from Stilianos, Steven (1PT ATT RUSH by Jashaun Corbin FAILED) ,	11-6
2nd	13:17	MEM - Jackson, Jalen 12 yd TD RUSH (2PT ATT PASS to Jay Jay Wilson FAILED) ,	17-6
2nd	00:45	SA - Corbin, Jashaun 2 yd TD RUSH (2PT ATT PASS caught by Jashaun Corbin GOOD) ,	17-14
3rd	12:23	MEM - Coghlin, Matt 36 yd FG , 4-2 1:46	20-14
4th	14:06	SA - Vitcaino, Tristan 45 yd FG , 6-26 3:12	20-17
4th	00:26	SA - Vitcaino, Tristan 33 yd FG , 11-49 4:28	20-20
OT		SA - Davis, Daewood yd OT 2PT CONW PASS from Williams, Troy ,	22-20
OT		SA - Locksley, Kai yd OT 2PT CONW PASS from Williams, Troy ,	24-20
OT		MEM - Kirklin, Jontre yd OT 2PT CONW PASS from Hogan, Kevin ,	24-22





Memphis Showboats 2025 Season Stats  
Team Statistics  
(As of May 18, 2025)



Team Statistics	MEM	OPP
SCORING	127	170
Points Per Game	15.9	21.3
Points Off Turnovers	29	14
FIRST DOWNS	119	120
Rushing	40	53
Passing	64	60
Penalty	15	7
RUSHING YARDAGE	725	989
Yards gained rushing	789	1026
Yards lost rushing	64	37
Rushing Attempts	200	229
Average Per Rush	3.6	4.3
Average Per Game	90.6	123.6
TDs Rushing	5	5
PASSING YARDAGE	1290	1182
Comp-Att-Int	131-219-7	130-209-5
Average Per Pass	5.9	5.7
Average Per Catch	9.8	9.1
Average Per Game	161.3	147.8
TDs Passing	5	10
TOTAL OFFENSE	2015	2171
Total Plays	431	448
Average Yards Per Play	4.7	4.8
Average Plays Per Game	53.9	56.0
Average Yards Per Game	251.9	271.4
KICK RETURNS: #-Yards	36-756	28-636
PUNT RETURNS: #-Yards	18-179	20-197
INT RETURNS: #-Yards	5-104	7-150
KICK RETURN AVERAGE	21.0	22.7
PUNT RETURN AVERAGE	9.9	9.9
INT RETURNS: #-Yards	5-104	7-150
INT RETURN AVERAGE	20.8	21.4
FUMBLES-LOST	10-7	7-0
PENALTIES-Yards	45-368	50-365
Average Penalties Per Game	5.6	6.3
Average Yards Per Game	46.0	45.6
PUNTS-Yards	35-1446	34-1588
Average Per Punt	41.3	46.7
Net Punting Average	35.7	41.4
KICKOFFS-Yards	30-1858	40-2403
Average Per Kick	61.9	60.1
Net Kicking Average	40.7	41.2
TIME OF POSSESSION/Game	29:22	30:40
3RD-DOWN Conversions	30-92	45-108
3rd-Down Pct	33%	42%
4th-DOWN Conversions	3-8	3-4
4th-Down Pct	38%	75%
SACKS BY-Yards	10-63	12-74
MISC YARDS	108	0
TOUCHDOWNS SCORED	12	18
FIELD GOALS MADE-ATTEMPTED	13-15	15-21
RED-ZONE SCORES	(9-21) 43%	(11-20) 55%
RED-ZONE SCORING	(9-21) 43%	(11-20) 55%
ALTERNATIVE KICKS	(0-1) 0%	(0-0) 0%
1PT CONVERSION-ATTEMPTS	0-1 (0%)	7-11 (64%)
2PT CONVERSION-ATTEMPTS	8-17 (47%)	5-12 (42%)
3PT CONVERSION-ATTEMPTS	0-0 (0%)	0-0 (0%)

Score by Quarters	1st	2nd	3rd	4th	OT	Total
Memphis Showboats	31	49	12	27	8	127
Opponents	27	49	39	53	2	170



# Memphis Showboats 2025 Season Stats

## Individual Statistics - Offense

(As of May 18, 2025)



Rushing	GP	Att	Gain	Loss	Net	Avg	TD	Lng	Avg/Gm
Deneric Prince	8	86	311	36	275	3.2	1	17	34.4
Jalen Jackson	4	32	140	8	132	4.1	1	54	33.0
Wes Hills	2	20	75	0	75	3.8	0	11	37.5
E.J. Perry	5	17	74	5	69	4.1	1	16	13.8
Troy Williams	4	11	68	0	68	6.2	1	13	17.0
Jacob Kibodi	2	20	55	12	43	2.2	0	18	21.5
Dresser Winn	3	10	38	3	35	3.5	1	9	11.7
Jonathan Adams	8	2	23	0	23	11.5	0	14	2.9
Daewood Davis	2	1	3	0	3	3.0	0	3	1.5
Elijah Stove	5	1	2	0	2	2.0	0	2	0.4
Total	8	200	789	64	725	3.6	5	54	90.6
Opponents	8	229	1026	37	989	4.3	5	30	123.6

Passing	GP	Eff	C-A-I	Pct	Yds	TD	Lng	Avg/G
Dresser Winn	3	123.97	60-98-1	61.2	638	3	78	212.7
E.J. Perry	5	107.76	50-83-5	60.2	510	2	42	102.0
Troy Williams	4	97.75	21-38-1	55.3	216	0	38	54.0
Total	8	110.44	131-219-7	59.8	1290	5	78	161.3
Opponents	8	120.71	130-209-5	62.2	1182	10	45	147.8

Receiving	GP	No.	Yds	Avg	TD	Lng	Avg/Gm
Jonathan Adams	8	32	418	13.1	2	39	52.3
Kwamie Lassiter II	7	22	242	11.0	1	29	34.6
Deneric Prince	8	16	102	6.4	0	24	12.8
Dee Anderson	5	15	182	12.1	1	78	36.4
Isaiah Washington	4	10	90	9.0	0	15	22.5
Kai Locksley	7	7	116	16.6	0	30	16.6
Wes Hills	2	5	35	7.0	0	13	17.5
Jacob Kibodi	2	5	-6	-1.2	0	6	-3.0
Elijah Stove	5	4	77	19.3	0	42	15.4
Chris Pierce Jr.	8	4	30	7.5	0	12	3.8
Jay Jay Wilson	8	4	28	7.0	1	14	3.5
Ryan Izzo	3	2	24	12.0	0	14	8.0
Jalen Jackson	4	2	21	10.5	0	15	5.3
Isiah Hennie	8	2	11	5.5	0	6	1.4
Alec Lindstrom	8	1	-6	-6.0	0	-6	-0.8
Total	8	131	1364	10.4	5	78	170.5
Opponents	8	130	1245	9.6	10	45	155.6



Memphis Showboats 2025 Season Stats  
Individual Statistics - Returns  
(As of May 18, 2025)



Punt Returns	No.	Yds	Avg	TD	Lng
Isiah Hennie	17	174	10.2	0	54
Eric Garror	1	5	5.0	0	5
Total	18	179	9.9	0	54
Opponents	20	197	9.9	0	22

Interceptions	No.	Yds	Avg	TD	Lng
Cameron Dantzler	1	43	43.0	1	43
Kyree Woods	1	36	36.0	0	36
Andrew Dowell	1	23	23.0	0	23
Eli Walker	1	2	2.0	0	2
Josiah Bronson	1	0	0.0	0	0
Total	5	104	20.8	1	43
Opponents	7	150	21.4	2	80

Kick Returns	No.	Yds	Avg	TD	Lng
Isiah Hennie	14	295	21.1	0	32
Eric Garror	10	220	22.0	0	37
Deneric Prince	10	195	19.5	0	26
Kwamie Lassiter II	1	28	28.0	0	28
Elijah Stove	1	18	18.0	0	18
Total	36	756	21.0	0	37
Opponents	28	636	22.7	0	35

Fumble Returns	No.	Yds	Avg	TD	Lng
E.J. Perry	1	0	0.0	0	0
Dresser Winn	1	0	0.0	0	0
Isiah Hennie	1	0	0.0	0	0
Total	0	0	0	0	0
Opponents	0	0	0	0	0





Memphis Showboats 2025 Season Stats  
Individual Statistics - All Purpose and Scoring  
(As of May 18, 2025)



All-Purpose Yardage

Total Offense	G	Plays	Rush	Pass	Total	Avg/G
Dresser Winn	3	108	35	638	673	224.3
E.J. Perry	5	100	69	510	579	115.8
Troy Williams	4	49	68	216	284	71.0
Deneric Prince	8	86	275	0	275	34.4
Jalen Jackson	4	32	132	0	132	33.0
Wes Hills	2	20	75	0	75	37.5
Jacob Kibodi	2	20	43	0	43	21.5
Jonathan Adams	8	2	23	0	23	2.9
Daewood Davis	2	1	3	0	3	1.5
Elijah Stove	5	1	2	0	2	0.4
Total	8	419	725	1290	2015	251.9
Opponent	8	438	989	1182	2171	271.4

Scoring	TD	FG	1PT PAT		2PT PAT		3PT PAT		DEFENSE				Pts
			Rush	Rcv	Rush	Rcv	Rush	Rcv	1PT	2PT	3PT	Saf	
Jonathan Adams	2	-	0	0	0	2	0	0	-	-	-	-	16
Dee Anderson	1	-	0	0	0	1	0	0	-	-	-	-	8
Kwamie Lassiter II	1	-	0	0	0	1	0	0	-	-	-	-	8
Jalen Jackson	1	-	0	0	1	0	0	0	-	-	-	-	8
Troy Williams	1	-	0	0	0	0	0	0	-	-	-	-	6
E.J. Perry	1	-	0	0	0	0	0	0	-	-	-	-	6
Dresser Winn	1	-	0	0	0	0	0	0	-	-	-	-	6
Cameron Dantzler	1	-	0	0	0	0	0	0	-	-	-	-	6
Deneric Prince	1	-	0	0	0	0	0	0	-	-	-	-	6
Jay Jay Wilson	1	-	0	0	0	0	0	0	-	-	-	-	6
Kai Locksley	0	-	0	0	0	1	0	0	-	-	-	-	2
Daewood Davis	0	-	0	0	0	1	0	0	-	-	-	-	2
Total	12	13	0	0	1	7	0	0	0	0	0	0	127
Opponents	18	15	6	1	0	5	0	0	0	0	0	0	170

PATs	1PT PAT			2PT PAT			3PT PAT			DEFENSE			Pts
	Rush	Rcv	Pass	Rush	Rcv	Pass	Rush	Rcv	Pass	1PT	2PT	3PT	
Troy Williams	0-0	-	0-0	0-0	-	3-6	0-0	-	0-0	-	-	-	0
Dresser Winn	0-0	0-0	0-0	0-0	0-0	3-6	0-0	0-0	0-0	-	-	-	0
E.J. Perry	0-0	0-0	0-0	0-0	0-0	1-3	0-0	0-0	0-0	-	-	-	0
Jonathan Adams	0-0	-	0-0	0-0	-	0-1	0-0	-	0-0	-	-	-	2
Deneric Prince	0-1	-	0-0	0-0	-	0-0	0-0	-	0-0	-	-	-	0
Jalen Jackson	0-0	-	0-0	1-1	-	0-0	0-0	-	0-0	-	-	-	1
Total	0-1	0-0	0-0	1-1	7-16	7-16	0-0	0-0	0-0	0-0	0-0	0-0	8
Opponents	6-8	1-3	1-3	0-3	5-9	5-9	0-0	0-0	0-0	0-0	0-3	0-0	12



Memphis Showboats 2025 Season Stats  
Overall Defensive Statistics  
(As of May 18, 2025)



##	Defensive Leaders	GP	Tackles				Sacks		Pass Defense			Fumbles			BK	Saf
			UA	A	Tot	TFL/Yds	No	Yds	Int	IRYds	Brup	FF	FR	Yds		
42	Steele Chambers	8	42	27	69	2-3	0	0	0	0	2	0	0	0	0	0
07	Eli Walker	8	42	10	52	1-3	0	0	1	2	2	0	0	0	0	0
31	Keaton Ellis	8	26	15	41	5-20	0	0	0	0	0	1	0	0	0	0
57	Zeke Vandenburg	7	14	22	36	1-2	0.5	3	0	0	1	0	0	0	0	0
51	Andrew Dowell	4	16	13	29	1-7	1	7	1	23	1	1	0	0	0	0
33	Eric Garror	8	14	13	27	0-0	0	0	0	0	4	0	0	0	0	0
44	Jaylon Allen	8	14	11	25	1-7	1.5	10	0	0	0	1	0	0	0	0
91	Josiah Bronson	8	14	11	25	3-5	0	0	1	0	3	0	0	0	0	0
06	Lance Boykin	8	18	6	24	0-0	0	0	0	0	3	0	0	0	1	0
45	Nasir Player	8	8	16	24	3-9	1	5	0	0	1	1	0	0	0	0
28	Kyree Woods	8	15	8	23	1-1	0	0	1	36	2	0	0	0	0	0
14	Mark Gilbert	8	11	8	19	1-2	0	0	0	0	3	0	0	0	0	0
50	Izayah Green-May	8	8	11	19	1-6	1	6	0	0	0	0	0	0	0	0
32	Nehemiah Shelton	8	14	4	18	0-0	0	0	0	0	0	0	0	0	0	0
92	P.J. Hall	4	11	7	18	3-12	1	8	0	0	1	0	0	0	0	0
08	Boogie Roberts	8	9	7	16	2-11	1	8	0	0	0	0	0	0	0	0
20	Obi Melifonwu	8	7	9	16	0-0	0	0	0	0	0	0	0	0	0	0
96	DeVere Levelston	3	4	6	10	2-13	2	11	0	0	0	0	0	0	0	0
13	Cameron Dantzler	4	9	0	9	0-0	0	0	1	43	1	0	0	0	0	0
95	DaMarcus Mitchell	4	4	5	9	0-0	0	0	0	0	0	1	0	0	0	0
10	Amir Riep	4	4	4	8	0-0	0	0	0	0	0	0	0	0	0	0
52	Antwuan Jackson Jr.	7	2	6	8	0-0	0	0	0	0	0	0	0	0	0	0
90	Dillon Faamatau	2	3	2	5	1-4	1	4	0	0	0	0	0	0	0	0
21	JaQuan Sheppard	2	4	0	4	0-0	0	0	0	0	0	0	0	0	0	0
69	Noah Henderson	7	3	0	3	0-0	0	0	0	0	0	0	0	0	0	0
35	Tenny Adewusi	1	2	1	3	0-0	0	0	0	0	0	0	0	0	0	0
88	Jay Jay Wilson	8	2	1	3	0-0	0	0	0	0	0	0	0	0	0	0
99	John Atkins Sr.	3	1	2	3	0-0	0	0	0	0	0	0	0	0	0	0
09	Jonathan Adams	8	1	0	1	0-0	0	0	0	0	0	0	0	0	0	0
34	Deneric Prince	8	1	0	1	0-0	0	0	0	0	0	0	0	0	0	0
59	Turner Bernard	8	1	0	1	0-0	0	0	0	0	0	0	0	0	0	0
65	Jared Thomas	8	1	0	1	0-0	0	0	0	0	0	0	0	0	0	0
82	Elijah Stove	5	1	0	1	0-0	0	0	0	0	0	0	0	0	0	0
89	Chris Pierce Jr.	8	1	0	1	0-0	0	0	0	0	0	0	0	0	0	0
23	Jacob Kibodi	2	0	1	1	0-0	0	0	0	0	0	0	1	0	0	0
83	Isiah Hennie	8	0	1	1	0-0	0	0	0	0	0	0	0	0	0	0
Total		8	331	228	559	28-105	10	63	5	104	24	5	1	0	1	0
Opponents		8	328	188	516	42-138	12	74	7	150	35	6	8	69	2	0



Memphis Showboats 2025 Season Stats  
Overall Individual Statistics - Field Goals  
(As of May 18, 2025)



Field Goals	FG	Pct.	01-19	20-29	30-39	40-49	50+	Long	Blkd
Matt Coghlin	13-15	86.7	0-0	3-3	6-6	2-3	2-3	52	1
Total	13-15	86.7	0-0	3-3	6-6	2-3	2-3	52	1
Opponents	15-21	71.4	0-0	2-2	5-6	7-8	1-5	53	0

FG Sequence	Memphis Showboats				Opponents			
	Dist	Res	Qtr	Clock	Dist	Res	Qtr	Clock
Michigan Panthers	50	GOOD	2	6:15	58	MISS	2	00:00
	45	GOOD	3	8:10	43	GOOD	4	7:47
					50	MISS	4	00:51
					32	GOOD	1	7:21
DC Defenders	22	GOOD	1	1:04	22	GOOD	2	4:33
	33	GOOD	3	6:43	30	GOOD	2	00:00
	43	MISS	4	1:47	46	GOOD	3	11:02
					40	MISS	4	14:33
Houston Roughnecks	32	GOOD	1	4:22	28	GOOD	4	10:10
					36	GOOD	2	1:56
					50	MISS	2	11:32
Michigan Panthers	52	GOOD	2	00:02				
Birmingham Stallions	32	GOOD	1	2:02	49	GOOD	2	12:35
	37	GOOD	4	6:16	63	MISS	2	00:00
	57	MISS	4	00:00	43	GOOD	4	12:43
Houston Roughnecks	42	GOOD	4	12:55	49	GOOD	2	12:01
	27	GOOD	4	5:47	35	GOOD	3	4:32
St. Louis Battlehawks	27	GOOD	3	2:10	53	GOOD	1	1:53
					44	GOOD	4	2:57
San Antonio Brahmas	36	GOOD	2	14:11	45	GOOD	4	14:06
	36	GOOD	3	12:23	39	MISS	4	6:56
					33	GOOD	4	00:26





Memphis Showboats 2025 Season Stats  
Overall Individual Statistics - Special Teams  
(As of May 18, 2025)



Punting	No	Yds	Avg	Lng	TB	FC	In20
Matt Mengel	35	1446	41.3	69	0	0	7
Total	35	1446	41.3	69	0	0	7
Opponents	34	1588	46.7	59	7	0	13
Kickoffs	No	Yds	Avg	TB	OB	Retn	Net
Matt Coghlin	30	1858	61.9	0	0	--	--
Total	30	1858	61.9	0	0	22.7	39.2
Total	40	2403	60.1	1	2	21.0	39.1



Memphis Showboats 2025 Season Stats  
Team Game-by-Game  
(As of May 18, 2025)



Offense		Rushing				Receiving				Passing				Kick Returns				Punt Returns				Tot Pts		Pts
Date	Opponent	No	Yds	TD	Lng	No	Yds	TD	Lng	C-A-I	Yds	TD	Lng	No	Yds	TD	Lng	No	Yds	TD	Lng	Off	TO	
03-30-25	Michigan Panthers	24	69	0	16	18	197	1	38	18-28-2	178	1	38	5	85	0	24	0	0	0	0	247	0	12
04-05-25	DC Defenders	26	103	1	18	18	205	0	42	18-28-1	205	0	42	2	46	0	28	4	20	0	13	308	0	12
04-12-25	Houston Roughnecks	26	71	1	13	17	194	1	29	17-28-2	189	1	29	5	96	0	26	1	13	0	13	260	0	17
04-18-25	Michigan Panthers	25	70	1	9	12	87	0	19	12-24-1	80	0	19	5	83	0	23	4	77	0	54	150	0	9
04-25-25	Birmingham Stallions	21	88	0	17	17	235	1	78	17-29-0	235	1	78	5	122	0	37	2	12	0	8	323	0	24
05-03-25	Houston Roughnecks	24	82	1	14	23	214	1	23	23-36-1	205	1	23	5	113	0	25	3	50	0	44	287	0	20
05-11-25	St. Louis Battlehawks	28	89	0	14	21	196	1	30	21-35-0	184	1	30	4	97	0	28	2	0	0	0	273	3	9
05-16-25	San Antonio Brahmas	26	153	1	54	5	36	0	14	5-11-0	14	0	14	5	114	0	26	2	7	0	4	167	11	24
Games Played: 8		200	725	5	54	131	1364	5	78	131-219-7	1290	5	78	36	756	0	37	18	179	0	54	2015	14	127
		Per Att	3.6			Per Cth	10.4			Eff: 110.44	Y/G: 161.3			Avg	21.0			Avg	9.9			251.9		
Opponent Totals		229	989	5	30	130	1245	10	45	130-209-5	1182	10	45	28	636	0	35	20	197	0	22	2171	29	170
		Per Att	4.3			Per Cth	9.6			Eff: 120.71	Y/G: 147.8			Avg	22.7			Avg	9.9			271.4		

Defense		Tackles				Sacks		Fumbles			Pass Defense			Blkd	PAT Attempts			TO	Pts	
Date	Opponent	UA	A	Total	TFL-Yds	No	Yds	FF	FR	Yds	Int	Yds	Brup	Kick	Kick	Rush	Pass		Saf	Allw
03-30-25	Michigan Panthers	36	52	88	3-7	1	7	1	0	0	0	0	1	0	0-0	0-0	0-1	2	0	26
04-05-25	DC Defenders	39	31	70	3-13	1	8	0	1	0	0	0	4	0	0-0	0-0	0-0	3	0	17
04-12-25	Houston Roughnecks	42	23	65	4-16	0	0	1	0	0	0	0	2	0	0-0	0-0	1-2	3	0	18
04-18-25	Michigan Panthers	50	18	68	1-1	0	0	1	0	0	0	0	0	1	0-0	0-0	0-1	1	0	27
04-25-25	Birmingham Stallions	40	14	54	4-20	3	19	2	0	0	1	2	5	0	0-0	1-1	2-4	0	0	20
05-03-25	Houston Roughnecks	34	33	67	2-13	1	7	0	0	0	0	0	1	0	0-0	0-0	1-2	2	0	21
05-11-25	St. Louis Battlehawks	38	21	59	5-22	2	14	0	0	0	1	36	5	0	0-0	0-0	0-1	1	0	19
05-16-25	San Antonio Brahmas	52	36	88	6-13	2	8	0	0	0	3	66	6	0	0-0	0-0	3-5	2	0	22
Games Played: 8		331	228	559	28-105	10	63	5	1	0	5	104	24	1	0-0	1-1	7-16	14	0	170
Opponent Totals		328	188	516	42-138	12	74	6	8	69	7	150	35	2	0-0	0-3	5-9	5	0	127

Special Teams		Punting							Field Goals			Kickoffs				
Date	Opponent	No	Yds	Avg	Long	Blkd	TB	I20	M-A	Long	Blkd	No	Yds	Avg	TB	OB
03-30-25	Michigan Panthers	4	178	44.5	49	0	0	2	2-2	50	0	3	190	63.3	0	0
04-05-25	DC Defenders	3	127	42.3	51	0	0	0	2-3	33	1	4	192	48.0	0	0
04-12-25	Houston Roughnecks	4	152	38.0	56	0	0	0	1-1	32	0	3	196	65.3	0	0
04-18-25	Michigan Panthers	6	256	42.7	59	0	0	1	1-1	52	0	3	189	63.0	0	0
04-25-25	Birmingham Stallions	6	242	40.3	49	0	0	2	2-3	37	0	4	254	63.5	0	0
05-03-25	Houston Roughnecks	5	180	36.0	56	0	0	2	2-2	42	0	5	315	63.0	0	0
05-11-25	St. Louis Battlehawks	4	187	46.8	57	0	0	0	1-1	27	0	3	195	65.0	0	0
05-16-25	San Antonio Brahmas	3	124	41.3	69	1	0	0	2-2	36	0	5	327	65.4	0	0
Games Played: 8		35	1446	41.3	69	1	0	7	13-15	52	1	30	1858	61.9	0	0
Opponent Totals		34	1588	46.7	59	1	7	13	15-21	53	0	40	2403	60.1	1	2



Memphis Showboats 2025 Season Stats  
Opponent Game-by-Game  
(As of May 18, 2025)



Offense		Rushing				Receiving				Passing				Kick Returns				Punt Returns				Tot Pts	Pts	
Date	Opponent	No	Yds	TD	Lng	No	Yds	TD	Lng	C-A-I	Yds	TD	Lng	No	Yds	TD	Lng	No	Yds	TD	Lng	Off	TO	Scrd
03-30-25	Michigan Panthers	32	95	1	13	20	193	1	30	20-25-0	186	1	30	3	72	0	32	2	1	0	8	281	6	26
04-05-25	DC Defenders	32	114	0	9	12	152	1	45	12-26-0	144	1	45	2	42	0	21	2	15	0	11	258	3	17
04-12-25	Houston Roughnecks	25	118	0	23	18	120	1	17	18-26-0	120	1	17	3	72	0	25	2	27	0	21	238	6	18
04-18-25	Michigan Panthers	33	169	2	20	15	200	2	38	15-22-0	200	2	38	3	69	0	26	3	17	0	17	369	0	27
04-25-25	Birmingham Stallions	22	148	0	30	15	145	2	33	15-33-1	126	2	33	4	104	0	35	4	52	0	20	274	0	20
05-03-25	Houston Roughnecks	25	67	0	7	20	149	1	37	20-28-0	142	1	37	5	93	0	26	1	22	0	22	209	3	21
05-11-25	St. Louis Battlehawks	25	113	1	29	15	158	1	39	15-23-1	144	1	39	3	66	0	24	4	55	0	20	257	0	19
05-16-25	San Antonio Brahmas	35	165	1	19	15	128	1	38	15-26-3	120	1	38	5	118	0	29	2	8	0	6	285	11	22
Games Played: 8		229	989	5	30	130	1245	10	45	130-209-5	1182	10	45	28	636	0	35	20	197	0	22	2171	29	170
		Per Att	4.3			Per Cth	9.6			Eff: 120.71	Y/G: 147.8			Avg	22.7			Avg	9.9			271.4		
Memphis Showboats Totals		200	725	5	54	131	1364	5	78	131-219-7	1290	5	78	36	756	0	37	18	179	0	54	2015	14	127
		Per Att	3.6			Per Cth	10.4			Eff: 110.44	Y/G: 161.3			Avg	21.0			Avg	9.9			251.9		

Defense		Tackles				Sacks		Fumbles			Pass Defense			Blkd	PAT Attempts				Pts	
Date	Opponent	UA	A	Total	TFL-Yds	No	Yds	FF	FR	Yds	Int	Yds	Brup	Kick	Kick	Rush	Pass	TO	Saf	Allw
03-30-25	Michigan Panthers	37	36	73	4-19	3	19	0	0	0	2	82	4	0	0-0	0-0	0-0	0	0	12
04-05-25	DC Defenders	39	25	64	5-18	0	0	1	2	0	1	20	4	1	0-0	0-0	1-1	0	0	12
04-12-25	Houston Roughnecks	42	21	63	6-17	1	5	0	1	0	2	30	6	0	0-0	0-0	0-2	0	0	17
04-18-25	Michigan Panthers	43	25	68	6-18	2	7	1	1	0	1	0	4	0	0-0	0-0	0-0	0	0	9
04-25-25	Birmingham Stallions	40	9	49	5-13	0	0	0	0	0	0	0	6	0	0-0	0-2	1-2	1	0	24
05-03-25	Houston Roughnecks	47	19	66	5-11	1	9	1	1	40	1	18	5	0	0-0	0-0	1-1	0	0	20
05-11-25	St. Louis Battlehawks	48	28	76	6-18	2	12	1	1	0	0	0	5	0	0-0	0-0	0-0	1	0	9
05-16-25	San Antonio Brahmas	32	25	57	5-24	3	22	2	2	29	0	0	1	1	0-0	0-1	2-3	3	0	24
Games Played: 8		328	188	516	42-138	12	74	6	8	69	7	150	35	2	0-0	0-3	5-9	5	0	127
Memphis Showboats Totals		331	228	559	28-105	10	63	5	1	0	5	104	24	1	0-0	1-1	7-16	14	0	170

Special Teams		Punting							Field Goals			Kickoffs				
Date	Opponent	No	Yds	Avg	Long	Blkd	TB	I20	M-A	Long	Blkd	No	Yds	Avg	TB	OB
03-30-25	Michigan Panthers	3	149	49.7	56	0	3	0	2-4	43	0	6	359	59.8	0	0
04-05-25	DC Defenders	5	202	40.4	48	0	0	1	3-4	46	0	4	237	59.3	1	1
04-12-25	Houston Roughnecks	3	162	54.0	55	0	2	0	2-3	36	0	5	297	59.4	0	0
04-18-25	Michigan Panthers	6	266	44.3	58	1	0	3	0-0	0	0	5	292	58.4	0	0
04-25-25	Birmingham Stallions	4	203	50.8	54	0	1	2	2-3	49	0	5	311	62.2	0	0
05-03-25	Houston Roughnecks	6	284	47.3	59	0	1	1	2-2	49	0	5	298	59.6	0	0
05-11-25	St. Louis Battlehawks	5	216	43.2	57	0	0	5	2-2	53	0	5	283	56.6	0	1
05-16-25	San Antonio Brahmas	2	106	53.0	55	0	0	1	2-3	45	0	5	326	65.2	0	0
Games Played: 8		34	1588	46.7	59	1	7	13	15-21	53	0	40	2403	60.1	1	2
Memphis Showboats Totals		35	1446	41.3	69	1	0	7	13-15	52	1	30	1858	61.9	0	0





Memphis Showboats 2025 Season Stats  
Game Superlatives  
(As of May 18, 2025)



Memphis Showboats Individual Game Highs

Rushes	17	Prince, Deneric vs. St. Louis Battlehawks (05-11-25)
Yards Rushing	76	Jackson, Jalen at San Antonio Brahmas (05-16-25)
TD Rushes	1	Perry, E.J. at DC Defenders (04-05-25)
	1	Williams, Troy vs. Houston Roughnecks (04-12-25)
	1	Prince, Deneric at Michigan Panthers (04-18-25)
	1	Winn, Dresser at Houston Roughnecks (05-03-25)
	1	Jackson, Jalen at San Antonio Brahmas (05-16-25)
Long Rush	54	Jackson, Jalen at San Antonio Brahmas (05-16-25)
Rushing Average (Min. 5)	10.9 76-7	Jackson, Jalen at San Antonio Brahmas (05-16-25)
Pass attempts	35	Winn, Dresser vs. St. Louis Battlehawks (05-11-25)
Pass completions	22	Winn, Dresser at Houston Roughnecks (05-03-25)
Yards passing	235	Winn, Dresser at Birmingham Stallions (04-25-25)
TD Passes	1	Perry, E.J. vs. Michigan Panthers (03-30-25)
	1	Perry, E.J. vs. Houston Roughnecks (04-12-25)
	1	Winn, Dresser at Birmingham Stallions (04-25-25)
	1	Winn, Dresser at Houston Roughnecks (05-03-25)
	1	Winn, Dresser vs. St. Louis Battlehawks (05-11-25)
Interceptions Thrown	2	Perry, E.J. vs. Houston Roughnecks (04-12-25)
Long Pass	78	Winn, Dresser at Birmingham Stallions (04-25-25)
Times Sacked	3	Williams, Troy at San Antonio Brahmas (05-16-25)
Passing Average (Min. 5)	9.5 104-11	Williams, Troy vs. Michigan Panthers (03-30-25)
Completion Average (Min. 5)	13.8 235-17	Winn, Dresser at Birmingham Stallions (04-25-25)
Completion Percentage (Min. 5)	72.7 8-11	Williams, Troy vs. Michigan Panthers (03-30-25)
	65 13-20	Perry, E.J. vs. Houston Roughnecks (04-12-25)
Receptions	9	Adams, Jonathan at DC Defenders (04-05-25)
Targets	10	Adams, Jonathan at DC Defenders (04-05-25)
	10	Lassiter II, Kwamie vs. Houston Roughnecks (04-12-25)
Yards Receiving	128	Adams, Jonathan at DC Defenders (04-05-25)
TD Receptions	1	Adams, Jonathan vs. Michigan Panthers (03-30-25)
	1	Lassiter II, Kwamie vs. Houston Roughnecks (04-12-25)
	1	Anderson, Dee at Birmingham Stallions (04-25-25)
	1	Jay Wilson, Jay at Houston Roughnecks (05-03-25)
	1	Adams, Jonathan vs. St. Louis Battlehawks (05-11-25)
Long Reception	78	Anderson, Dee at Birmingham Stallions (04-25-25)
Field Goals made	2	Coghlin, Matt vs. Michigan Panthers (03-30-25)
	2	Coghlin, Matt at DC Defenders (04-05-25)
	2	Coghlin, Matt at Birmingham Stallions (04-25-25)
	2	Coghlin, Matt at Houston Roughnecks (05-03-25)
	2	Coghlin, Matt at San Antonio Brahmas (05-16-25)
Field Goals attempted	3	Coghlin, Matt at DC Defenders (04-05-25)
	3	Coghlin, Matt at Birmingham Stallions (04-25-25)
Long Field Goal Made	52	Coghlin, Matt at Michigan Panthers (04-18-25)
Points Scored	8	Lassiter II, Kwamie vs. Houston Roughnecks (04-12-25)
	8	Anderson, Dee at Birmingham Stallions (04-25-25)
Punts	6	Mengel, Matt at Michigan Panthers (04-18-25)
	6	Mengel, Matt at Birmingham Stallions (04-25-25)
Punting Average (Min. 3)	46.8 187-4	Mengel, Matt vs. St. Louis Battlehawks (05-11-25)
Long Punt	69	Mengel, Matt at San Antonio Brahmas (05-16-25)
Punts Inside 20	2	Mengel, Matt vs. Michigan Panthers (03-30-25)
	2	Mengel, Matt at Birmingham Stallions (04-25-25)
	2	Mengel, Matt at Houston Roughnecks (05-03-25)
Long Punt Return	54	Hennie, Isiah at Michigan Panthers (04-18-25)
Long Kickoff Return	37	Garror, Eric at Birmingham Stallions (04-25-25)
Long Interception Return	43	Dantzler, Cameron at San Antonio Brahmas (05-16-25)
Total Tackles	11	Chambers, Steele at DC Defenders (04-05-25)
	11	Chambers, Steele at Michigan Panthers (04-18-25)
	11	Chambers, Steele at San Antonio Brahmas (05-16-25)
Tackles For Loss	2	Ellis, Keaton vs. Houston Roughnecks (04-12-25)
	2	Ellis, Keaton vs. St. Louis Battlehawks (05-11-25)
	2	Bronson, Josiah at San Antonio Brahmas (05-16-25)
Tackles For Loss Yards	14	Ellis, Keaton vs. Houston Roughnecks (04-12-25)



Sacks	1	Roberts, Boogie at DC Defenders (04-05-25)
	1	Player, Nasir at Birmingham Stallions (04-25-25)
	1	Green-May, Izayah at Birmingham Stallions (04-25-25)
	1	Hall, P.J. at Birmingham Stallions (04-25-25)
	1	Dowell, Andrew at Houston Roughnecks (05-03-25)
	1	Allen, Jaylon vs. St. Louis Battlehawks (05-11-25)
	1	Levelston, DeVere vs. St. Louis Battlehawks (05-11-25)
	1	Faamatau, Dillon at San Antonio Brahmas (05-16-25)
	1	Levelston, DeVere at San Antonio Brahmas (05-16-25)
Sack Yards	8	Roberts, Boogie at DC Defenders (04-05-25)
	8	Hall, P.J. at Birmingham Stallions (04-25-25)
Interceptions	1	Walker, Eli at Birmingham Stallions (04-25-25)
	1	Woods, Kyree vs. St. Louis Battlehawks (05-11-25)
	1	Dantzler, Cameron at San Antonio Brahmas (05-16-25)
	1	Dowell, Andrew at San Antonio Brahmas (05-16-25)
	1	Bronson, Josiah at San Antonio Brahmas (05-16-25)
Pass Breakups	2	Boykin, Lance at DC Defenders (04-05-25)
	2	Garror, Eric at Birmingham Stallions (04-25-25)
Forced Fumbles	1	Mitchell, DaMarcus vs. Michigan Panthers (03-30-25)
	1	Ellis, Keaton vs. Houston Roughnecks (04-12-25)
	1	Allen, Jaylon at Michigan Panthers (04-18-25)
	1	Player, Nasir at Birmingham Stallions (04-25-25)
	1	Dowell, Andrew at Birmingham Stallions (04-25-25)
Fumble Recoveries	1	Kibodi, Jacob at DC Defenders (04-05-25)

**Memphis Showboats 2025 Season Stats**  
**Game Superlatives**  
**(As of May 18, 2025)**



**Memphis Showboats Opponent Individual Game Highs**

Rush Attempts	25	Corbin, Jashaun vs San Antonio Brahmas (05-16-25)
Rushing Yards	143	Corbin, Jashaun vs San Antonio Brahmas (05-16-25)
Long Rush	30	Cookus, Case vs Birmingham Stallions (04-25-25)
Rushing Average	2	Lingard, Lorenzo vs Houston Roughnecks (2025-05-03)
Pass Attempts	33	Cookus, Case vs Birmingham Stallions (04-25-25)
Pass Completions	20	McClendon, Jalan vs Houston Roughnecks (05-03-25)
Passing Yards	200	Perkins, Bryce vs Michigan Panthers (04-18-25)
TD Passes	2	Perkins, Bryce vs Michigan Panthers (04-18-25)
	2	Cookus, Case vs Birmingham Stallions (04-25-25)
Interceptions Thrown	3	Hogan, Kevin vs San Antonio Brahmas (05-16-25)
Long Pass	45	Taamu, Jordan vs DC Defenders (04-05-25)
Sacked	3	Cookus, Case vs Birmingham Stallions (04-25-25)
Passing Average	0.4	Brown, Anthony vs Houston Roughnecks (2025-04-12)
Completion Average	38	Stilianos, Steven vs San Antonio Brahmas (2025-05-16)
Completion Percentage	2.2	Cookus, Case vs Birmingham Stallions (2025-04-25)
Receptions	6	Hall, Justin vs Houston Roughnecks (05-03-25)
Targets	9	Scott, Ty vs DC Defenders (04-05-25)
Long Reception	45	Rowland, Chris vs DC Defenders (04-05-25)
Field Goals Made	3	McCrane, Matt vs DC Defenders (04-05-25)
Field Goals Attempted	4	Potter, B.T. vs Michigan Panthers (03-30-25)
	4	McCrane, Matt vs DC Defenders (04-05-25)
Long Field Goal Made	53	Blankenship, Rodrigo vs St. Louis Battlehawks (05-11-25)
Punts	6	Rivers, Mike vs Houston Roughnecks (05-03-25)
Punting Average	54	Rivers, Mike vs Houston Roughnecks (2025-04-12)
Long Punt	59	Rivers, Mike vs Houston Roughnecks (05-03-25)
Punts Inside 20-yd line	5	Hofrichter, Sterling vs St. Louis Battlehawks (05-11-25)
Long Punt Return	22	Keys III, Lawrence vs Houston Roughnecks (05-03-25)
Long Kickoff Return	35	Rodgers, Amari vs Birmingham Stallions (04-25-25)
Long Interception Return	80	Nacua, Kai vs Michigan Panthers (03-30-25)
Sack Yards	16	Willekes, Kenny vs Michigan Panthers (03-30-25)
Pass Breakups	2	Isaac, Keenan vs Houston Roughnecks (04-12-25)
	2	Arnette, Damon vs Houston Roughnecks (04-12-25)
	2	Isaac, Keenan vs Houston Roughnecks (05-03-25)
	2	Whiteside II, Nick vs St. Louis Battlehawks (05-11-25)
Fumble Recoveries	2	Mosley, Jordan vs San Antonio Brahmas (05-16-25)





Memphis Showboats 2025 Season Stats  
Game Superlatives  
(As of May 18, 2025)



Memphis Showboats Team Game Highs

Rushes	28		vs. St. Louis Battlehawks (05-11-25)
Yards Rushing	153		at San Antonio Brahmas (05-16-25)
Rushing Average (Min. 3)	5.9	153-26	at San Antonio Brahmas (05-16-25)
TD Rushes	1		at DC Defenders (04-05-25)
	1		vs. Houston Roughnecks (04-12-25)
	1		at Michigan Panthers (04-18-25)
	1		at Houston Roughnecks (05-03-25)
	1		at San Antonio Brahmas (05-16-25)
Stuffed Rushes	8		vs. Houston Roughnecks (04-12-25)
	8		at Birmingham Stallions (04-25-25)
	8		vs. St. Louis Battlehawks (05-11-25)
Pass Completions	23		at Houston Roughnecks (05-03-25)
Pass Attempts	36		at Houston Roughnecks (05-03-25)
Passing Yards	235		at Birmingham Stallions (04-25-25)
Passing Average (Min. 3)	8.1	235-29	at Birmingham Stallions (04-25-25)
Completion Average (Min. 3)	13.8	235-17	at Birmingham Stallions (04-25-25)
Completion Percentage (Min. 10)	64.3	18-28	vs. Michigan Panthers (03-30-25)
	64.3	18-28	at DC Defenders (04-05-25)
	63.9	23-36	at Houston Roughnecks (05-03-25)
	60.7	17-28	vs. Houston Roughnecks (04-12-25)
	60	21-35	vs. St. Louis Battlehawks (05-11-25)
	58.6	17-29	at Birmingham Stallions (04-25-25)
TD Passes	1		vs. Michigan Panthers (03-30-25)
	1		vs. Houston Roughnecks (04-12-25)
	1		at Birmingham Stallions (04-25-25)
	1		at Houston Roughnecks (05-03-25)
	1		vs. St. Louis Battlehawks (05-11-25)
Sacked	3		vs. Michigan Panthers (03-30-25)
	3		at San Antonio Brahmas (05-16-25)
Total Offensive Plays	65		vs. St. Louis Battlehawks (05-11-25)
Offensive Average	6.5		at Birmingham Stallions (04-25-25)
Points	24		at Birmingham Stallions (04-25-25)
	24		at San Antonio Brahmas (05-16-25)
Margin of Victory	4		at Birmingham Stallions (04-25-25)
Touchdowns	2		vs. Houston Roughnecks (04-12-25)
	2		at Birmingham Stallions (04-25-25)
	2		at Houston Roughnecks (05-03-25)
	2		at San Antonio Brahmas (05-16-25)
Field Goals Made	2		vs. Michigan Panthers (03-30-25)
	2		at DC Defenders (04-05-25)
	2		at Birmingham Stallions (04-25-25)
	2		at Houston Roughnecks (05-03-25)
	2		at San Antonio Brahmas (05-16-25)
Field Goals Attempted	3		at DC Defenders (04-05-25)
	3		at Birmingham Stallions (04-25-25)
Punts	6		at Michigan Panthers (04-18-25)
	6		at Birmingham Stallions (04-25-25)
Punting Average (Min. 3)	46.8	187-4	vs. St. Louis Battlehawks (05-11-25)
Long Punt	69		at San Antonio Brahmas (05-16-25)
Punts Inside 20	2		vs. Michigan Panthers (03-30-25)
	2		at Birmingham Stallions (04-25-25)
	2		at Houston Roughnecks (05-03-25)
First Downs	22		at Houston Roughnecks (05-03-25)
First Downs by Rush	8		at Houston Roughnecks (05-03-25)
First Downs by Pass	12		vs. Michigan Panthers (03-30-25)
First Downs by Penalty	4		at DC Defenders (04-05-25)
Penalties	11		at DC Defenders (04-05-25)
Penalty Yards	68		at DC Defenders (04-05-25)
	68		at San Antonio Brahmas (05-16-25)
Turnovers	3		at DC Defenders (04-05-25)
	3		vs. Houston Roughnecks (04-12-25)



Turnover Margin	3		at DC Defenders (04-05-25)
	3		vs. Houston Roughnecks (04-12-25)
Points Off Turnovers	11		at San Antonio Brahmas (05-16-25)
Interceptions Thrown	2		vs. Michigan Panthers (03-30-25)
	2		vs. Houston Roughnecks (04-12-25)
Fumbles	2		at DC Defenders (04-05-25)
	2		vs. Houston Roughnecks (04-12-25)
	2		at San Antonio Brahmas (05-16-25)
Fumbles Lost	2		at DC Defenders (04-05-25)
	2		at San Antonio Brahmas (05-16-25)
Tackles	88		vs. Michigan Panthers (03-30-25)
	88		at San Antonio Brahmas (05-16-25)
Tackles for Loss	6		at San Antonio Brahmas (05-16-25)
Sacks	3		at Birmingham Stallions (04-25-25)
Interceptions (by Defense)	3		at San Antonio Brahmas (05-16-25)
Pass Breakups	6		at San Antonio Brahmas (05-16-25)
Blocked Kicks	1		at Michigan Panthers (04-18-25)
Blocked Kicks	1		at Michigan Panthers (04-18-25)
3rd Down Conversions Made	6		vs. St. Louis Battlehawks (05-11-25)
3rd Down Conversions Att	15		vs. St. Louis Battlehawks (05-11-25)
3rd Down Conversions	45.5	5-11	at DC Defenders (04-05-25)
4th Down Conversions Made	2		vs. Houston Roughnecks (04-12-25)
4th Down Conversions Att	3		vs. St. Louis Battlehawks (05-11-25)
4th Down Conversions	100	1-1	vs. Michigan Panthers (03-30-25)
	100	2-2	vs. Houston Roughnecks (04-12-25)
Red Zone Attempts	4		at DC Defenders (04-05-25)
Red Zone Scores	2		vs. Houston Roughnecks (04-12-25)
	2		at Houston Roughnecks (05-03-25)
Red Zone Percentage	100	1-1	at Michigan Panthers (04-18-25)
Time of Possession (secs)	1970		at DC Defenders (04-05-25)
TOP Margin (secs)	340		at DC Defenders (04-05-25)
Scoring Drives	4		at Houston Roughnecks (05-03-25)
10+ Play Drives	2		vs. Michigan Panthers (03-30-25)
	2		at DC Defenders (04-05-25)
	2		vs. Houston Roughnecks (04-12-25)
	2		at Birmingham Stallions (04-25-25)
	2		at Houston Roughnecks (05-03-25)
75+ Yard Drives	1		at Birmingham Stallions (04-25-25)
	1		vs. St. Louis Battlehawks (05-11-25)
5+ Min Drives	3		at Birmingham Stallions (04-25-25)
Drives started in opp territory	2		at Michigan Panthers (04-18-25)
Average Field Position	35		at Michigan Panthers (04-18-25)



# Memphis Showboats 2025 Season Stats

## Game Superlatives

(As of May 18, 2025)



### Memphis Showboats Team Game Lows

Rushes	21		at Birmingham Stallions (04-25-25)
Yards Rushing	69		vs. Michigan Panthers (03-30-25)
Rushing Average (Min. 3)	2.7	71-26	vs. Houston Roughnecks (04-12-25)
TD Rushes	1		at DC Defenders (04-05-25)
	1		vs. Houston Roughnecks (04-12-25)
	1		at Michigan Panthers (04-18-25)
	1		at Houston Roughnecks (05-03-25)
	1		at San Antonio Brahmas (05-16-25)
Stuffed Rushes	4		vs. Michigan Panthers (03-30-25)
Pass Completions	5		at San Antonio Brahmas (05-16-25)
Pass Attempts	11		at San Antonio Brahmas (05-16-25)
Passing Yards	14		at San Antonio Brahmas (05-16-25)
Passing Average (Min. 3)	1.3	14-11	at San Antonio Brahmas (05-16-25)
Completion Average (Min. 3)	2.8	14-5	at San Antonio Brahmas (05-16-25)
Completion Percentage (Min. 10)	45.5	5-11	at San Antonio Brahmas (05-16-25)
	50	12-24	at Michigan Panthers (04-18-25)
TD Passes	1		vs. Michigan Panthers (03-30-25)
	1		vs. Houston Roughnecks (04-12-25)
	1		at Birmingham Stallions (04-25-25)
	1		at Houston Roughnecks (05-03-25)
	1		vs. St. Louis Battlehawks (05-11-25)
Sacked	1		vs. Houston Roughnecks (04-12-25)
	1		at Houston Roughnecks (05-03-25)
Total Offensive Plays	40		at San Antonio Brahmas (05-16-25)
Offensive Average	2.9		at Michigan Panthers (04-18-25)
Points	9		at Michigan Panthers (04-18-25)
	9		vs. St. Louis Battlehawks (05-11-25)
Margin of Victory	-18		at Michigan Panthers (04-18-25)
Touchdowns	1		vs. Michigan Panthers (03-30-25)
	1		at DC Defenders (04-05-25)
	1		at Michigan Panthers (04-18-25)
	1		vs. St. Louis Battlehawks (05-11-25)
Field Goals Made	1		vs. Houston Roughnecks (04-12-25)
	1		at Michigan Panthers (04-18-25)
	1		vs. St. Louis Battlehawks (05-11-25)
Field Goals Attempted	1		vs. Houston Roughnecks (04-12-25)
	1		at Michigan Panthers (04-18-25)
	1		vs. St. Louis Battlehawks (05-11-25)
Punts	3		at DC Defenders (04-05-25)
	3		at San Antonio Brahmas (05-16-25)
Punting Average (Min. 3)	36.0	180-5	at Houston Roughnecks (05-03-25)
Long Punt	49		vs. Michigan Panthers (03-30-25)
	49		at Birmingham Stallions (04-25-25)
Punts Inside 20	1		at Michigan Panthers (04-18-25)
First Downs	8		at San Antonio Brahmas (05-16-25)
First Downs by Rush	2		vs. Michigan Panthers (03-30-25)
First Downs by Pass	1		at San Antonio Brahmas (05-16-25)
First Downs by Penalty	2		vs. Michigan Panthers (03-30-25)
	2		vs. Houston Roughnecks (04-12-25)
	2		at Michigan Panthers (04-18-25)
	2		vs. St. Louis Battlehawks (05-11-25)
Penalties	1		at Michigan Panthers (04-18-25)
Penalty Yards	5		at Michigan Panthers (04-18-25)
Turnovers	1		at Michigan Panthers (04-18-25)
	1		vs. St. Louis Battlehawks (05-11-25)
Turnover Margin	-1		at Birmingham Stallions (04-25-25)
	-1		at San Antonio Brahmas (05-16-25)
Points Off Turnovers	3		vs. St. Louis Battlehawks (05-11-25)
Interceptions Thrown	1		at DC Defenders (04-05-25)
	1		at Michigan Panthers (04-18-25)



5/19/25, 5:01 AM

	1		at Houston Roughnecks (05-03-25)
Fumbles	1		at Michigan Panthers (04-18-25)
	1		at Birmingham Stallions (04-25-25)
	1		at Houston Roughnecks (05-03-25)
	1		vs. St. Louis Battlehawks (05-11-25)
Fumbles Lost	1		vs. Houston Roughnecks (04-12-25)
	1		at Houston Roughnecks (05-03-25)
	1		vs. St. Louis Battlehawks (05-11-25)
Tackles	54		at Birmingham Stallions (04-25-25)
Tackles for Loss	1		at Michigan Panthers (04-18-25)
Sacks	1		vs. Michigan Panthers (03-30-25)
	1		at DC Defenders (04-05-25)
	1		at Houston Roughnecks (05-03-25)
Interceptions (by Defense)	1		at Birmingham Stallions (04-25-25)
	1		vs. St. Louis Battlehawks (05-11-25)
Pass Breakups	1		vs. Michigan Panthers (03-30-25)
	1		at Houston Roughnecks (05-03-25)
Blocked Kicks	1		at Michigan Panthers (04-18-25)
Blocked Kicks	1		at Michigan Panthers (04-18-25)
3rd Down Conversions Made	1		at Michigan Panthers (04-18-25)
3rd Down Conversions Att	9		vs. Michigan Panthers (03-30-25)
	9		at San Antonio Brahmas (05-16-25)
3rd Down Conversions	10	1-10	at Michigan Panthers (04-18-25)
Red Zone Attempts	1		at Michigan Panthers (04-18-25)
Red Zone Scores	1		vs. Michigan Panthers (03-30-25)
	1		at DC Defenders (04-05-25)
	1		at Michigan Panthers (04-18-25)
	1		vs. St. Louis Battlehawks (05-11-25)
	1		at San Antonio Brahmas (05-16-25)
Red Zone Percentage	00	0-2	at Birmingham Stallions (04-25-25)
Time of Possession (secs)	1496		at San Antonio Brahmas (05-16-25)
TOP Margin (secs)	-608		at San Antonio Brahmas (05-16-25)
Scoring Drives	2		at Michigan Panthers (04-18-25)
	2		vs. St. Louis Battlehawks (05-11-25)
10+ Play Drives	1		at San Antonio Brahmas (05-16-25)
75+ Yard Drives	1		at Birmingham Stallions (04-25-25)
	1		vs. St. Louis Battlehawks (05-11-25)
5+ Min Drives	1		at Houston Roughnecks (05-03-25)
	1		at San Antonio Brahmas (05-16-25)
Drives started in opp territory	1		at Houston Roughnecks (05-03-25)
	1		at San Antonio Brahmas (05-16-25)
Average Field Position	24		at Birmingham Stallions (04-25-25)
	24		vs. St. Louis Battlehawks (05-11-25)





Memphis Showboats 2025 Season Stats  
Game Superlatives  
(As of May 18, 2025)



Opponent Team Game Highs

Rushes	35		at San Antonio Brahmas (05-16-25)
Yards Rushing	169		at Michigan Panthers (04-18-25)
Rushing Average (Min. 3)	6.7	148-22	at Birmingham Stallions (04-25-25)
TD Rushes	2		at Michigan Panthers (04-18-25)
Stuffed Rushes	7		vs. Michigan Panthers (03-30-25)
Pass Completions	20		vs. Michigan Panthers (03-30-25)
	20		at Houston Roughnecks (05-03-25)
Pass Attempts	33		at Birmingham Stallions (04-25-25)
Passing Yards	200		at Michigan Panthers (04-18-25)
Passing Average (Min. 3)	9.1	200-22	at Michigan Panthers (04-18-25)
Completion Average (Min. 3)	13.3	200-15	at Michigan Panthers (04-18-25)
Completion Percentage (Min. 10)	80	20-25	vs. Michigan Panthers (03-30-25)
TD Passes	2		at Michigan Panthers (04-18-25)
	2		at Birmingham Stallions (04-25-25)
Sacked	3		at Birmingham Stallions (04-25-25)
Total Offensive Plays	63		at San Antonio Brahmas (05-16-25)
Offensive Average	6.7		at Michigan Panthers (04-18-25)
Points	27		at Michigan Panthers (04-18-25)
Margin of Victory	18		at Michigan Panthers (04-18-25)
Touchdowns	4		at Michigan Panthers (04-18-25)
Field Goals Made	3		at DC Defenders (04-05-25)
Field Goals Attempted	4		vs. Michigan Panthers (03-30-25)
	4		at DC Defenders (04-05-25)
Punts	6		at Michigan Panthers (04-18-25)
	6		at Houston Roughnecks (05-03-25)
Punting Average (Min. 3)	50.8	203-4	at Birmingham Stallions (04-25-25)
Long Punt	59		at Houston Roughnecks (05-03-25)
Punts Inside 20	5		vs. St. Louis Battlehawks (05-11-25)
First Downs	19		at Michigan Panthers (04-18-25)
First Downs by Rush	9		at San Antonio Brahmas (05-16-25)
First Downs by Pass	11		at Michigan Panthers (04-18-25)
First Downs by Penalty	3		at San Antonio Brahmas (05-16-25)
Penalties	10		at DC Defenders (04-05-25)
Penalty Yards	75		at DC Defenders (04-05-25)
Turnovers	3		at San Antonio Brahmas (05-16-25)
Turnover Margin	1		at Birmingham Stallions (04-25-25)
	1		at San Antonio Brahmas (05-16-25)
Points Off Turnovers	11		at San Antonio Brahmas (05-16-25)
Interceptions Thrown	3		at San Antonio Brahmas (05-16-25)
Fumbles	2		vs. Michigan Panthers (03-30-25)
	2		at Michigan Panthers (04-18-25)
	2		at Birmingham Stallions (04-25-25)
Tackles	76		vs. St. Louis Battlehawks (05-11-25)
Tackles for Loss	6		vs. Houston Roughnecks (04-12-25)
	6		at Michigan Panthers (04-18-25)
	6		vs. St. Louis Battlehawks (05-11-25)
Sacks	3		vs. Michigan Panthers (03-30-25)
	3		at San Antonio Brahmas (05-16-25)
Interceptions (by Defense)	2		vs. Michigan Panthers (03-30-25)
	2		vs. Houston Roughnecks (04-12-25)
Pass Breakups	6		vs. Houston Roughnecks (04-12-25)
	6		at Birmingham Stallions (04-25-25)
Blocked Kicks	1		at DC Defenders (04-05-25)
	1		at San Antonio Brahmas (05-16-25)
Blocked Kicks	1		at DC Defenders (04-05-25)
	1		at San Antonio Brahmas (05-16-25)
3rd Down Conversions Made	8		at San Antonio Brahmas (05-16-25)
3rd Down Conversions Att	16		at DC Defenders (04-05-25)
3rd Down Conversions	53.3	8-15	at San Antonio Brahmas (05-16-25)
	50	7-14	vs. Houston Roughnecks (04-12-25)
	46.7	7-15	at Birmingham Stallions (04-25-25)



4th Down Conversions Made	2		vs. Michigan Panthers (03-30-25)
4th Down Conversions Att	2		vs. Michigan Panthers (03-30-25)
4th Down Conversions	100	2-2	vs. Michigan Panthers (03-30-25)
	100	1-1	vs. Houston Roughnecks (04-12-25)
Red Zone Attempts	3		at DC Defenders (04-05-25)
	3		vs. Houston Roughnecks (04-12-25)
	3		at Michigan Panthers (04-18-25)
	3		vs. St. Louis Battlehawks (05-11-25)
	3		at San Antonio Brahmas (05-16-25)
Red Zone Scores	3		at Michigan Panthers (04-18-25)
Red Zone Percentage	100	3-3	at Michigan Panthers (04-18-25)
	100	1-1	at Birmingham Stallions (04-25-25)
Time of Possession (secs)	2104		at San Antonio Brahmas (05-16-25)
TOP Margin (secs)	608		at San Antonio Brahmas (05-16-25)
Scoring Drives	4		vs. Michigan Panthers (03-30-25)
	4		at DC Defenders (04-05-25)
	4		at Michigan Panthers (04-18-25)
	4		at Birmingham Stallions (04-25-25)
	4		vs. St. Louis Battlehawks (05-11-25)
10+ Play Drives	2		vs. Michigan Panthers (03-30-25)
	2		at DC Defenders (04-05-25)
	2		vs. Houston Roughnecks (04-12-25)
	2		at San Antonio Brahmas (05-16-25)
75+ Yard Drives	1		at DC Defenders (04-05-25)
	1		at Michigan Panthers (04-18-25)
	1		at Houston Roughnecks (05-03-25)
	1		vs. St. Louis Battlehawks (05-11-25)
5+ Min Drives	2		vs. Michigan Panthers (03-30-25)
	2		vs. Houston Roughnecks (04-12-25)
Drives started in opp territory	4		vs. St. Louis Battlehawks (05-11-25)
Average Field Position	48		vs. St. Louis Battlehawks (05-11-25)

Memphis Showboats 2025 Season Stats  
Game Superlatives  
(As of May 18, 2025)



Opponent Team Game Lows

Rushes	22		at Birmingham Stallions (04-25-25)
Yards Rushing	67		at Houston Roughnecks (05-03-25)
Rushing Average (Min. 3)	2.7	67-25	at Houston Roughnecks (05-03-25)
TD Rushes	1		vs. Michigan Panthers (03-30-25)
	1		vs. St. Louis Battlehawks (05-11-25)
	1		at San Antonio Brahmas (05-16-25)
Stuffed Rushes	1		at Birmingham Stallions (04-25-25)
Pass Completions	12		at DC Defenders (04-05-25)
Pass Attempts	22		at Michigan Panthers (04-18-25)
Passing Yards	120		vs. Houston Roughnecks (04-12-25)
	120		at San Antonio Brahmas (05-16-25)
Passing Average (Min. 3)	3.8	126-33	at Birmingham Stallions (04-25-25)
Completion Average (Min. 3)	6.7	120-18	vs. Houston Roughnecks (04-12-25)
Completion Percentage (Min. 10)	45.5	15-33	at Birmingham Stallions (04-25-25)
	46.2	12-26	at DC Defenders (04-05-25)
TD Passes	1		vs. Michigan Panthers (03-30-25)
	1		at DC Defenders (04-05-25)
	1		vs. Houston Roughnecks (04-12-25)
	1		at Houston Roughnecks (05-03-25)
	1		vs. St. Louis Battlehawks (05-11-25)
Sacked	1		vs. Michigan Panthers (03-30-25)
	1		at DC Defenders (04-05-25)
	1		at Houston Roughnecks (05-03-25)
Total Offensive Plays	50		vs. St. Louis Battlehawks (05-11-25)
Offensive Average	3.9		at Houston Roughnecks (05-03-25)
Points	17		at DC Defenders (04-05-25)
Margin of Victory	-4		at Birmingham Stallions (04-25-25)
Touchdowns	1		at DC Defenders (04-05-25)
Field Goals Made	2		vs. Michigan Panthers (03-30-25)
	2		vs. Houston Roughnecks (04-12-25)
	2		at Birmingham Stallions (04-25-25)
	2		at Houston Roughnecks (05-03-25)
	2		vs. St. Louis Battlehawks (05-11-25)
Field Goals Attempted	2		at Houston Roughnecks (05-03-25)
	2		vs. St. Louis Battlehawks (05-11-25)
Punts	2		at San Antonio Brahmas (05-16-25)
Punting Average (Min. 3)	40.4	202-5	at DC Defenders (04-05-25)
Long Punt	48		at DC Defenders (04-05-25)
Punts Inside 20	1		at DC Defenders (04-05-25)
	1		at Houston Roughnecks (05-03-25)
	1		at San Antonio Brahmas (05-16-25)
First Downs	12		vs. Houston Roughnecks (04-12-25)
	12		at Houston Roughnecks (05-03-25)
	12		vs. St. Louis Battlehawks (05-11-25)
First Downs by Rush	4		at Houston Roughnecks (05-03-25)
First Downs by Pass	5		vs. Houston Roughnecks (04-12-25)
	5		at San Antonio Brahmas (05-16-25)
First Downs by Penalty	1		at DC Defenders (04-05-25)
	1		at Birmingham Stallions (04-25-25)
Penalties	4		vs. Michigan Panthers (03-30-25)
	4		at Birmingham Stallions (04-25-25)
Penalty Yards	18		vs. Michigan Panthers (03-30-25)
Turnovers	1		at Birmingham Stallions (04-25-25)
	1		vs. St. Louis Battlehawks (05-11-25)
Turnover Margin	-3		at DC Defenders (04-05-25)
	-3		vs. Houston Roughnecks (04-12-25)
Points Off Turnovers	3		at DC Defenders (04-05-25)
	3		at Houston Roughnecks (05-03-25)
Interceptions Thrown	1		at Birmingham Stallions (04-25-25)
	1		vs. St. Louis Battlehawks (05-11-25)
Fumbles	1		vs. Houston Roughnecks (04-12-25)

Tackles	49		at Birmingham Stallions (04-25-25)
Tackles for Loss	4		vs. Michigan Panthers (03-30-25)
Sacks	1		vs. Houston Roughnecks (04-12-25)
	1		at Houston Roughnecks (05-03-25)
Interceptions (by Defense)	1		at DC Defenders (04-05-25)
	1		at Michigan Panthers (04-18-25)
	1		at Houston Roughnecks (05-03-25)
Pass Breakups	1		at San Antonio Brahmas (05-16-25)
Blocked Kicks	1		at DC Defenders (04-05-25)
	1		at San Antonio Brahmas (05-16-25)
Blocked Kicks	1		at DC Defenders (04-05-25)
	1		at San Antonio Brahmas (05-16-25)
3rd Down Conversions Made	2		vs. St. Louis Battlehawks (05-11-25)
3rd Down Conversions Att	10		vs. St. Louis Battlehawks (05-11-25)
3rd Down Conversions	20	2-10	vs. St. Louis Battlehawks (05-11-25)
Red Zone Attempts	1		at Birmingham Stallions (04-25-25)
Red Zone Scores	1		vs. Michigan Panthers (03-30-25)
	1		at DC Defenders (04-05-25)
	1		vs. Houston Roughnecks (04-12-25)
	1		at Birmingham Stallions (04-25-25)
	1		at Houston Roughnecks (05-03-25)
Red Zone Percentage	33.3	1-3	at DC Defenders (04-05-25)
	33.3	1-3	vs. Houston Roughnecks (04-12-25)
	33.3	1-3	at San Antonio Brahmas (05-16-25)
Time of Possession (secs)	1630		at DC Defenders (04-05-25)
TOP Margin (secs)	-340		at DC Defenders (04-05-25)
Scoring Drives	3		vs. Houston Roughnecks (04-12-25)
	3		at Houston Roughnecks (05-03-25)
10+ Play Drives	1		at Michigan Panthers (04-18-25)
	1		at Birmingham Stallions (04-25-25)
	1		at Houston Roughnecks (05-03-25)
75+ Yard Drives	1		at DC Defenders (04-05-25)
	1		at Michigan Panthers (04-18-25)
	1		at Houston Roughnecks (05-03-25)
	1		vs. St. Louis Battlehawks (05-11-25)
5+ Min Drives	1		at DC Defenders (04-05-25)
	1		at Birmingham Stallions (04-25-25)
	1		at Houston Roughnecks (05-03-25)
	1		at San Antonio Brahmas (05-16-25)
Drives started in opp territory	1		vs. Houston Roughnecks (04-12-25)
	1		at Michigan Panthers (04-18-25)
Average Field Position	34		at Michigan Panthers (04-18-25)





Memphis Showboats 2025 Season Stats  
Total Tackles Game-by-Game  
(As of May 18, 2025)



Total Tackles	UA-A	Total	MICH	DC	HOU	MICH	BHM	HOU	STL	SA
Steele Chambers	42-27	69	5-5	6-5	4-2	8-3	7-3	4-1	1-4	7-4
Eli Walker	42-10	52	5-4	5-0	2-3	9-0	6-0	5-0	5-0	5-3
Keaton Ellis	26-15	41	3-5	2-3	6-1	3-0	4-0	1-0	5-0	2-6
Zeke Vandenburg	14-22	36	3-7	3-3	2-5	4-0	DNP	1-5	0-2	1-0
Andrew Dowell	16-13	29	DNP	DNP	DNP	DNP	5-2	4-4	3-2	4-5
Eric Garror	14-13	27	3-3	3-1	2-4	-	2-0	1-3	1-2	2-0
Jaylon Allen	14-11	25	1-2	2-2	1-1	3-1	1-1	2-1	2-1	2-2
Josiah Bronson	14-11	25	1-3	1-1	1-0	2-0	0-1	3-4	1-1	5-1
Lance Boykin	18-6	24	2-2	3-1	1-0	3-1	-	2-1	2-0	5-1
Nasir Player	8-16	24	2-2	0-3	-	2-3	1-1	0-3	1-1	2-3
Kyree Woods	15-8	23	2-3	1-1	5-1	-	1-1	1-0	3-0	2-2
Mark Gilbert	11-8	19	0-3	2-1	3-1	0-1	4-0	1-0	1-2	-
Izayah Green-May	8-11	19	0-2	0-2	2-2	-	1-2	2-2	1-1	2-0
Nehemiah Shelton	14-4	18	2-0	1-1	2-1	2-0	1-1	2-0	3-0	1-1
P.J. Hall	11-7	18	2-4	4-1	2-0	DNP	3-2	DNP	DNP	DNP
Boogie Roberts	9-7	16	1-1	2-1	4-0	1-0	-	0-3	1-2	-
Obi Melifonwu	7-9	16	0-2	0-2	2-0	2-2	-	-	1-0	2-3
DeVere Levelston	4-6	10	DNP	DNP	DNP	DNP	DNP	0-2	2-1	2-3
Cameron Dantzler	9-0	9	DNP	DNP	DNP	DNP	2-0	4-0	2-0	1-0
DaMarcus Mitchell	4-5	9	1-1	DNP	-	3-1	DNP	0-3	DNP	DNP
Amir Riep	4-4	8	1-1	DNP	1-1	2-2	-	DNP	DNP	DNP
Antwuan Jackson Jr.	2-6	8	DNP	-	0-1	2-3	-	-	0-1	0-1
Dillon Faamatau	3-2	5	DNP	DNP	DNP	DNP	DNP	DNP	0-1	3-1
JaQuan Sheppard	4-0	4	DNP	DNP	2-0	2-0	DNP	DNP	DNP	DNP
Noah Henderson	3-0	3	-	1-0	-	-	-	1-0	DNP	1-0
Tenny Adewusi	2-1	3	DNP	2-1	DNP	DNP	DNP	DNP	DNP	DNP
Jay Jay Wilson	2-1	3	-	0-1	-	-	-	-	-	2-0
John Atkins Sr.	1-2	3	1-2	-	-	DNP	DNP	DNP	DNP	DNP
Jonathan Adams	1-0	1	-	-	-	-	-	-	-	1-0
Deneric Prince	1-0	1	1-0	-	-	-	-	-	-	-
Turner Bernard	1-0	1	-	-	-	-	-	-	1-0	-
Jared Thomas	1-0	1	-	-	-	-	-	-	1-0	-
Elijah Stove	1-0	1	-	-	DNP	1-0	DNP	DNP	-	-
Chris Pierce Jr.	1-0	1	-	1-0	-	-	-	-	-	-
Jacob Kibodi	0-1	1	DNP	0-1	DNP	-	DNP	DNP	DNP	DNP
Isiah Hennie	0-1	1	-	-	-	-	-	0-1	-	-



Memphis Showboats 2025 Season Stats  
Passing Game-by-Game  
(As of May 18, 2025)



#12 Dresser Winn		Comp	Att	Int	Pct	Yards	TD	Long	Sacked	Effic
04-25-25	BHM	17	29	0		235	1	78	0-0	138.07
05-03-25	HOU	22	34	1		207	1	23	1-9	119.67
05-11-25	STL	21	35	0		196	1	30	2-12	116.47
TOTALS		60	98	1	61.2	638	3	78	3-21	123.97

#05 E.J. Perry		Comp	Att	Int	Pct	Yards	TD	Long	Sacked	Effic
03-30-25	MICH	10	17	1		93	1	24	2-3	112.42
04-05-25	DC	18	28	1		205	0	42	0-0	118.64
04-12-25	HOU	13	20	2		131	1	17	1-5	116.52
04-18-25	MICH	8	16	1		74	0	19	0-0	76.35
05-03-25	HOU	1	2	0		7	0	7	0-0	79.40
TOTALS		50	83	5	60.2	510	2	42	3-8	107.76

#03 Troy Williams		Comp	Att	Int	Pct	Yards	TD	Long	Sacked	Effic
03-30-25	MICH	8	11	1		104	0	38	1-16	133.96
04-12-25	HOU	4	8	0		63	0	29	0-0	116.15
04-18-25	MICH	4	8	0		13	0	8	2-7	63.65
05-16-25	SA	5	11	0		36	0	14	3-22	72.95
TOTALS		21	38	1	55.3	216	0	38	6-45	97.75



Memphis Showboats 2025 Season Stats  
Rushing/Receiving Game-by-Game  
(As of May 18, 2025)



Rushing	No/Yds/TD	MICH	DC	HOU	MICH	BHM	HOU	STL	SA
Deneric Prince	86/275/1	10/38/0	9/44/0	12/16/0	7/24/1	12/59/0	7/5/0	17/44/0	12/45/0
Jalen Jackson	32/132/1	11/24/0	DNP	9/14/0	DNP	5/18/0	DNP	DNP	7/76/1
Wes Hills	20/75/0	DNP	DNP	DNP	DNP	DNP	13/47/0	7/28/0	DNP
E.J. Perry	17/69/1	3/7/0	4/26/1	1/6/0	9/30/0	DNP	DNP	DNP	DNP
Troy Williams	11/68/1	DNP	DNP	4/35/1	1/4/0	DNP	DNP	DNP	6/29/0
Jacob Kibodi	20/43/0	DNP	13/33/0	DNP	7/10/0	DNP	DNP	DNP	DNP
Dresser Winn	10/35/1	DNP	DNP	DNP	DNP	4/11/0	3/16/1	3/8/0	DNP
Jonathan Adams	2/23/0	DNP	DNP	DNP	DNP	DNP	1/14/0	1/9/0	DNP
Daewood Davis	1/3/0	DNP	DNP	DNP	DNP	DNP	DNP	DNP	1/3/0
Elijah Stove	1/2/0	DNP	DNP	DNP	1/2/0	DNP	DNP	DNP	DNP

Receiving	No/Yds/TD	MICH	DC	HOU	MICH	BHM	HOU	STL	SA
Jonathan Adams	32/418/2	6/93/1	9/128/0	5/42/0	2/21/0	2/29/0	2/25/0	4/69/1	2/11/0
Kwamie Lassiter II	22/242/1	2/10/0	2/15/0	6/79/1	3/33/0	5/65/0	3/29/0	DNP	1/11/0
Dee Anderson	15/182/1	1/8/0	4/30/0	DNP	1/4/0	4/93/1	5/47/0	DNP	DNP
Kai Locksley	7/116/0	1/5/0	DNP	2/28/0	DNP	DNP	1/23/0	3/60/0	DNP
Deneric Prince	16/102/0	2/27/0	DNP	2/16/0	DNP	1/6/0	4/39/0	6/14/0	1/0/0
Isaiah Washington	10/90/0	DNP	DNP	1/15/0	DNP	5/42/0	2/18/0	2/15/0	DNP
Elijah Stove	4/77/0	1/9/0	1/42/0	DNP	DNP	DNP	DNP	2/26/0	DNP
Wes Hills	5/35/0	DNP	DNP	DNP	DNP	DNP	3/28/0	2/7/0	DNP
Chris Pierce Jr.	4/30/0	DNP	DNP	DNP	2/20/0	DNP	1/-1/0	1/11/0	DNP
Jay Jay Wilson	4/28/1	1/8/0	DNP	DNP	DNP	DNP	2/6/1	DNP	1/14/0
Ryan Izzo	2/24/0	1/10/0	DNP	1/14/0	DNP	DNP	DNP	DNP	DNP
Jalen Jackson	2/21/0	2/21/0	DNP	DNP	DNP	DNP	DNP	DNP	DNP
Isiah Hennie	2/11/0	1/6/0	DNP	DNP	1/5/0	DNP	DNP	DNP	DNP
Jacob Kibodi	5/-6/0	DNP	2/-10/0	DNP	3/4/0	DNP	DNP	DNP	DNP
Alec Lindstrom	1/-6/0	DNP	DNP	DNP	DNP	DNP	DNP	1/-6/0	DNP



Memphis Showboats 2025 Season Stats  
Return Stats Game-by-Game  
(As of May 18, 2025)



Punt Returns	No-Yds	MICH	DC	HOU	MICH	BHM	HOU	STL	SA
Isiah Hennie	17-174	-	4-20	1-13	4-77	2-12	2-45	2-0	2-7
Eric Garror	1-5	-	-	-	-	-	1-5	-	-

Kick Returns	No-Yds	MICH	DC	HOU	MICH	BHM	HOU	STL	SA
Isiah Hennie	14-295	-	-	4-70	2-43	4-85	-	4-97	-
Eric Garror	10-220	-	-	1-26	3-40	1-37	3-71	-	2-46
Deneric Prince	10-195	5-85	-	-	-	-	2-42	-	3-68
Kwamie Lassiter II	1-28	-	1-28	-	-	-	-	DNP	-
Elijah Stove	1-18	-	1-18	DNP	-	DNP	DNP	-	-

Interception Returns	No-Yds	MICH	DC	HOU	MICH	BHM	HOU	STL	SA
Cameron Dantzler	1-43	DNP	DNP	DNP	DNP	-	-	-	1-43
Kyree Woods	1-36	-	-	-	-	-	-	1-36	-
Andrew Dowell	1-23	DNP	DNP	DNP	DNP	-	-	-	1-23
Eli Walker	1-2	-	-	-	-	1-2	-	-	-
Josiah Bronson	1-0	-	-	-	-	-	-	-	1-0

Fumble Returns	No-Yds	MICH	DC	HOU	MICH	BHM	HOU	STL	SA
E.J. Perry	1-0	-	-	-	1-0	DNP	-	DNP	DNP
Dresser Winn	1-0	DNP	DNP	DNP	DNP	1-0	-	-	DNP
Isiah Hennie	1-0	-	-	1-0	-	-	-	-	-





Memphis Showboats 2025 Season Stats  
Fumbles Game-by-Game  
(As of May 18, 2025)



Fumbles	No-Lost	MICH	DC	HOU	MICH	BHM	HOU	STL	SA
Dresser Winn	3-2	DNP	DNP	DNP	DNP	1-0	1-1	1-1	DNP
Kwamie Lassiter II	2-2	-	-	1-1	-	-	-	DNP	1-1
Isiah Hennie	2-1	-	1-1	1-0	-	-	-	-	-
E.J. Perry	1-0	-	-	-	1-0	DNP	-	DNP	DNP
Jacob Kibodi	1-1	DNP	1-1	DNP	-	DNP	DNP	DNP	DNP
Jay Jay Wilson	1-1	-	-	-	-	-	-	-	1-1

Fumbles Forced	Number	MICH	DC	HOU	MICH	BHM	HOU	STL	SA
Keaton Ellis	1	-	-	1	-	-	-	-	-
Jaylon Allen	1	-	-	-	1	-	-	-	-
Nasir Player	1	-	-	-	-	1	-	-	-
Andrew Dowell	1	DNP	DNP	DNP	DNP	1	-	-	-
DaMarcus Mitchell	1	1	DNP	-	-	DNP	-	DNP	DNP

Fumbles Recovered	Number	MICH	DC	HOU	MICH	BHM	HOU	STL	SA
Jacob Kibodi	1	DNP	1	DNP	-	DNP	DNP	DNP	DNP



Memphis Showboats 2025 Season Stats  
Sacks/Tackles for Loss Game-by-Game  
(As of May 18, 2025)



Sacks	UA-A	Total	MICH	DC	HOU	MICH	BHM	HOU	STL	SA
DeVere Levelston	2-0	2.0	DNP	DNP	DNP	DNP	DNP	0.0-0	1.0-7	1.0-4
Jaylon Allen	1.5-0	1.5	0.5-3	0.0-0	0.0-0	0.0-0	0.0-0	0.0-0	1.0-7	0.0-0
Boogie Roberts	1-0	1.0	0.0-0	1.0-8	0.0-0	0.0-0	-	0.0-0	0.0-0	-
Nasir Player	1-0	1.0	0.0-0	0.0-0	-	0.0-0	1.0-5	0.0-0	0.0-0	0.0-0
Izayah Green-May	1-0	1.0	0.0-0	0.0-0	0.0-0	-	1.0-6	0.0-0	0.0-0	0.0-0
Andrew Dowell	1-0	1.0	DNP	DNP	DNP	DNP	0.0-0	1.0-7	0.0-0	0.0-0
Dillon Faamatau	1-0	1.0	DNP	DNP	DNP	DNP	DNP	DNP	0.0-0	1.0-4
P.J. Hall	1-0	1.0	0.0-0	0.0-0	0.0-0	DNP	1.0-8	DNP	DNP	DNP
Zeke Vandenburgh	0.5-0	0.5	0.5-3	0.0-0	0.0-0	0.0-0	DNP	0.0-0	0.0-0	0.0-0

Tackles for Loss	UA-A	Total	MICH	DC	HOU	MICH	BHM	HOU	STL	SA
Keaton Ellis	5-0	5.0	0.0-0	0.0-0	2.0-14	0.0-0	0.0-0	0.0-0	2.0-5	1.0-1
Nasir Player	3-0	3.0	1.0-3	0.0-0	-	1.0-1	1.0-5	0.0-0	0.0-0	0.0-0
Josiah Bronson	3-0	3.0	0.0-0	0.0-0	0.0-0	0.0-0	0.0-0	0.0-0	1.0-3	2.0-2
P.J. Hall	3-0	3.0	0.0-0	1.0-3	1.0-1	DNP	1.0-8	DNP	DNP	DNP
Boogie Roberts	2-0	2.0	0.0-0	1.0-8	1.0-1	0.0-0	-	0.0-2	0.0-0	-
Steele Chambers	2-0	2.0	0.0-0	0.0-0	0.0-0	0.0-0	1.0-1	0.0-0	0.0-0	1.0-2
DeVere Levelston	2-0	2.0	DNP	DNP	DNP	DNP	DNP	0.0-2	1.0-7	1.0-4
Eli Walker	1-0	1.0	0.0-1	1.0-2	0.0-0	0.0-0	0.0-0	0.0-0	0.0-0	0.0-0
Mark Gilbert	1-0	1.0	0.0-0	0.0-0	0.0-0	0.0-0	0.0-0	1.0-2	0.0-0	-
Kyree Woods	1-0	1.0	1.0-1	0.0-0	0.0-0	-	0.0-0	0.0-0	0.0-0	0.0-0
Jaylon Allen	1-0	1.0	0.0-0	0.0-0	0.0-0	0.0-0	0.0-0	0.0-0	1.0-7	0.0-0
Izayah Green-May	1-0	1.0	0.0-0	0.0-0	0.0-0	-	1.0-6	0.0-0	0.0-0	0.0-0
Andrew Dowell	1-0	1.0	DNP	DNP	DNP	DNP	0.0-0	1.0-7	0.0-0	0.0-0
Zeke Vandenburgh	1-0	1.0	1.0-2	0.0-0	0.0-0	0.0-0	DNP	0.0-0	0.0-0	0.0-0
Dillon Faamatau	1-0	1.0	DNP	DNP	DNP	DNP	DNP	DNP	0.0-0	1.0-4



Memphis Showboats 2025 Season Stats  
Differentials  
(As of May 18, 2025)



MEMPHIS SHOWBOATS TURNOVER DIFFERENTIAL

Date	Opponent	Score	Takeaways			Giveaways			TO Diff	Points off TOs		
			FumbL	IntT	Tot	FumbR	Int	Tot		Tm	Opp	Diff
03-30-25	Michigan Panthers	L 12-26	0	2	2	0	0	0	2	0	6	-6
04-05-25	DC Defenders	L 12-17	2	1	3	0	0	0	3	0	3	-3
04-12-25	Houston Roughnecks	L 17-18	1	2	3	0	0	0	3	0	6	-6
04-18-25	Michigan Panthers	L 9-27	0	1	1	0	0	0	1	0	0	0
04-25-25	Birmingham Stallions	W 24-20	0	0	0	0	1	1	-1	0	0	0
05-03-25	Houston Roughnecks	L 20-21	1	1	2	0	0	0	2	0	3	-3
05-11-25	St. Louis Battlehawks	L 9-19	1	0	1	0	1	1	0	3	0	3
05-16-25	San Antonio Brahmas	W 24-22	2	0	2	0	3	3	-1	11	11	0
Totals			7	7	14	0	5	5	9	14	29	-15

MEMPHIS SHOWBOATS MISC DIFFERENTIALS

Date	Opponent		Score	First Downs			Penalties			Penalty Yards			Total Off Plays		
				Team	Opp	Diff	Team	Opp	Diff	Team	Opp	Diff	Team	Opp	Diff
03-30-25	Michigan Panthers	L	12-26	16	18	-2	6	4	-2	60	18	-42	55	58	-3
04-05-25	DC Defenders	L	12-17	19	14	5	11	10	-1	68	75	7	54	59	-5
04-12-25	Houston Roughnecks	L	17-18	14	12	2	4	6	2	30	42	12	55	51	4
04-18-25	Michigan Panthers	L	9-27	11	19	-8	1	5	4	5	60	55	51	55	-4
04-25-25	Birmingham Stallions	W	24-20	13	16	-3	7	4	-3	54	23	-31	50	58	-8
05-03-25	Houston Roughnecks	L	20-21	22	12	10	3	6	3	20	50	30	61	54	7
05-11-25	St. Louis Battlehawks	L	9-19	16	12	4	6	7	1	63	37	-26	65	50	15
05-16-25	San Antonio Brahmas	W	24-22	8	17	-9	7	8	1	68	60	-8	40	63	-23
Totals				119	120	-1	45	50	-5	368	365	3	431	448	-17

MEMPHIS SHOWBOATS YARDAGE DIFFERENTIALS

Date	Opponent		Score	Passing			Rushing			Total Offense			Scoring		
				Gain	Allow	Diff	Gain	Allow	Diff	Gain	Allow	Diff	Scored	Allowed	Diff
03-30-25	Michigan Panthers	L	12-26	178	186	-8	69	95	-26	247	281	-34	12	26	-14
04-05-25	DC Defenders	L	12-17	205	144	61	103	114	-11	308	258	50	12	17	-5
04-12-25	Houston Roughnecks	L	17-18	189	120	69	71	118	-47	260	238	22	17	18	-1
04-18-25	Michigan Panthers	L	9-27	80	200	-120	70	169	-99	150	369	-219	9	27	-18
04-25-25	Birmingham Stallions	W	24-20	235	126	109	88	148	-60	323	274	49	24	20	4
05-03-25	Houston Roughnecks	L	20-21	205	142	63	82	67	15	287	209	78	20	21	-1
05-11-25	St. Louis Battlehawks	L	9-19	184	144	40	89	113	-24	273	257	16	9	19	-10
05-16-25	San Antonio Brahmas	W	24-22	14	120	-106	153	165	-12	167	285	-118	24	22	2
Totals				1290	1182	108	725	989	-264	2015	2171	-156	127	170	-43



Memphis Showboats 2025 Season Stats  
Ratios  
(As of May 18, 2025)



MEMPHIS SHOWBOATS EFFICIENCY RATIOS

Date	Opponent		Passing				Rushing				Total Offense				Scoring				Points Per Play		
			Gain	Allow	Diff	Effic	Gain	Allow	Diff	Effic	Gain	Allow	Diff	Effic	Scrd	Allwd	Diff	Effic	Team	Opp	Effic
03-30-25	MICH	L	178	186	-8	1.0	69	95	-26	0.7	247	281	-34	0.9	12	26	-14	0.5	4.6	2.2	2.1
04-05-25	DC	L	205	144	61	1.4	103	114	-11	0.9	308	258	50	1.2	12	17	-5	0.7	4.5	3.5	1.3
04-12-25	HOU	L	189	120	69	1.6	71	118	-47	0.6	260	238	22	1.1	17	18	-1	0.9	3.2	2.8	1.1
04-18-25	MICH	L	80	200	-120	0.4	70	169	-99	0.4	150	369	-219	0.4	9	27	-18	0.3	5.7	2.0	2.9
04-25-25	BHM	W	235	126	109	1.9	88	148	-60	0.6	323	274	49	1.2	24	20	4	1.2	2.1	2.9	0.7
05-03-25	HOU	L	205	142	63	1.4	82	67	15	1.2	287	209	78	1.4	20	21	-1	1.0	3.1	2.6	1.2
05-11-25	STL	L	184	144	40	1.3	89	113	-24	0.8	273	257	16	1.1	9	19	-10	0.5	7.2	2.6	2.8
05-16-25	SA	W	14	120	-106	0.1	153	165	-12	0.9	167	285	-118	0.6	24	22	2	1.1	1.7	2.9	0.6
Totals			1290	1182	108	1.1	725	989	-264	0.7	2015	2171	-156	0.9	127	170	-43	0.7	3.4	2.6	1.3





# Memphis Showboats 2025 Season Stats

## Chunk Plays

(As of May 18, 2025)



### 15+ YARD RECEPTIONS AND 10+ YARD RUNS

#### 03-30-25 vs. Michigan Panthers

Gain	Type	Player	Qtr	Dwn-Dst	Spot
21	Pass	Adams, Jonathan from Perry, E.J.	3	1-10	MEM37
15	Pass	Jackson, Jalen from Williams, Troy	3	2-4	MEM33
16	Rush	Prince, Deneric	4	2-11	MICH45
24	Pass	Prince, Deneric from Perry, E.J.	4	1-10	MICH29
38	Pass	Adams, Jonathan from Williams, Troy	4	1-10	MEM40

Total: 5 Rush: 1 Pass: 4

#### 04-05-25 vs. DC Defenders

Gain	Type	Player	Qtr	Dwn-Dst	Spot
42	Pass	Stove, Elijah from Perry, E.J.	1	3-8	MEM38
14	Rush	Prince, Deneric	1	1-10	DC20
16	Rush	Prince, Deneric	2	1-10	MEM27
39	Pass	Adams, Jonathan from Perry, E.J.	3	1-10	MEM41
27	Pass	Adams, Jonathan from Perry, E.J.	4	1-10	MEM30
18	Rush	Kibodi, Jacob	4	1-10	DC32
16	Rush	<b>Perry, E.J. (TD)</b>	4	<b>3-12</b>	<b>DC16</b>
17	Pass	Adams, Jonathan from Perry, E.J.	4	2-8	DC39

Total: 8 Rush: 4 Pass: 4

#### 04-12-25 vs. Houston Roughnecks

Gain	Type	Player	Qtr	Dwn-Dst	Spot
17	Pass	Adams, Jonathan from Perry, E.J.	1	3-7	MEM28
16	Pass	Lassiter II, Kwamie from Perry, E.J.	1	3-5	HOU35
17	Pass	Locksley, Kai from Perry, E.J.	2	1-10	HOU49
15	Pass	Washington, Isaiah from Perry, E.J.	2	3-1	HOU23
11	Rush	Williams, Troy	4	3-12	MEM44
13	Rush	Williams, Troy	4	2-10	HOU31
29	Pass	Lassiter II, Kwamie from Williams, Troy	4	1-10	MEM33

Total: 7 Rush: 2 Pass: 5

#### 04-18-25 vs. Michigan Panthers

Gain	Type	Player	Qtr	Dwn-Dst	Spot
15	Pass	Adams, Jonathan from Perry, E.J.	2	1-10	MEM45
19	Pass	Lassiter II, Kwamie from Perry, E.J.	4	1-10	MEM36

Total: 2 Rush: 0 Pass: 2

#### 04-25-25 vs. Birmingham Stallions

Gain	Type	Player	Qtr	Dwn-Dst	Spot
78	Pass	<b>Anderson, Dee from Winn, Dresser (TD)</b>	1	<b>3-5</b>	<b>MEM22</b>
17	Rush	Prince, Deneric	1	2-5	MEM30
15	Pass	Washington, Isaiah from Winn, Dresser	1	2-7	MEM50
12	Rush	Jackson, Jalen	2	1-10	MEM29
22	Pass	Adams, Jonathan from Winn, Dresser	2	1-10	MEM15
11	Rush	Prince, Deneric	3	2-23	MEM13
27	Pass	Lassiter II, Kwamie from Winn, Dresser	3	2-10	MEM1
17	Rush	Prince, Deneric	4	1-10	BHM46
16	Pass	Lassiter II, Kwamie from Winn, Dresser	4	1-10	MEM45

Total: 9 Rush: 4 Pass: 5

#### 05-03-25 vs. Houston Roughnecks

Gain	Type	Player	Qtr	Dwn-Dst	Spot
21	Pass	Lassiter II, Kwamie from Winn, Dresser	1	2-11	MEM39
14	Rush	Adams, Jonathan	2	1-10	HOU34
17	Pass	Anderson, Dee from Winn, Dresser	2	2-10	HOU20
21	Pass	Prince, Deneric from Winn, Dresser	2	3-7	MEM40
11	Rush	Prince, Deneric	2	2-6	HOU20
18	Pass	Adams, Jonathan from Winn, Dresser	3	1-10	MEM19
23	Pass	Locksley, Kai from Winn, Dresser	3	1-10	MEM28

Total: 7 Rush: 2 Pass: 5



05-11-25 vs. St. Louis Battlehawks

Gain	Type	Player	Qtr	Dwn-Dst	Spot
11	Rush	Hills, Wes	1	2-13	MEM27
30	Pass	Locksley, Kai from Winn, Dresser	1	3-14	MEM29
15	Pass	Locksley, Kai from Winn, Dresser	2	1-10	MEM23
14	Rush	Prince, Deneric	2	1-10	STL37
15	Pass	Locksley, Kai from Winn, Dresser	3	2-11	MEM46
30	Pass	Adams, Jonathan from Winn, Dresser	3	1-10	STL39
22	Pass	Stove, Elijah from Winn, Dresser	4	1-10	MEM40
22	Pass	Adams, Jonathan from Winn, Dresser	4	4-36	MEM35

Total: 8 Rush: 2 Pass: 6

05-16-25 vs. San Antonio Brahmas

Gain	Type	Player	Qtr	Dwn-Dst	Spot
12	Rush	Williams, Troy	1	2-10	SA31
54	Rush	Jackson, Jalen	2	1-10	MEM34
12	Rush	Jackson, Jalen (TD)	2	1-10	SA12
10	Rush	Prince, Deneric	4	1-10	MEM24

Total: 4 Rush: 4 Pass: 0

Breakdown

Total Chunk Plays	50
Passing	31
Rushing	19
Scoring	3
By Distance	
Rushes over 20 yds	1
Rushes over 30 yds	1
Rushes over 40 yds	1
Rushes over 50 yds	1
Passes over 30 yds	6
Passes over 40 yds	2
Passes over 50 yds	1
Passes over 60 yds	1
By Quarter	
1st Qtr	11
2nd Qtr	14
3rd Qtr	9
4th Qtr	16
OT	0
By Down	
1st Down	26
2nd Down	14
3rd Down	9
4th Down	1

Longest Plays  
Rushing

54 yds by Jackson, Jalen vs. San Antonio Brahmas
18 yds by Kibodi, Jacob vs. DC Defenders
17 yds by Prince, Deneric vs. Birmingham Stallions
17 yds by Prince, Deneric vs. Birmingham Stallions
16 yds by Prince, Deneric vs. DC Defenders

Passing

78 yds rec by Anderson, Dee from Winn, Dresser vs. Birmingham Stallions
42 yds rec by Stove, Elijah from Perry, E.J. vs. DC Defenders
39 yds rec by Adams, Jonathan from Perry, E.J. vs. DC Defenders
38 yds rec by Adams, Jonathan from Williams, Troy vs. Michigan Panthers
30 yds rec by Locksley, Kai from Winn, Dresser vs. St. Louis Battlehawks



Memphis Showboats 2025 Season Stats  
Top Performances  
(As of May 18, 2025)



TOP PASSING PERFORMANCES (300+ YDS OR 4+ TDS)

QB	Yds	C-A	TD	Int	Opp
----	-----	-----	----	-----	-----

TOP RUSHING PERFORMANCES (100+ YDS OR 3+ TDS)

Rusher	Yds	Att	TD	Avg	Opp
--------	-----	-----	----	-----	-----

TOP RECEIVING PERFORMANCES (100+ YDS OR 2+ TDS OR 6 RCPTS.)

Receiver	Yds	No	TD	Long	Opp
Jonathan Adams	128	9	0	39	DC (04-05-25)
Jonathan Adams	93	6	1	38	MICH (03-30-25)
Kwamie Lassiter II	79	6	1	29	HOU (04-12-25)
Deneric Prince	14	6	0	7	STL (05-11-25)



Memphis Showboats 2025 Season Stats  
Big Plays  
(As of May 18, 2025)



MEMPHIS SHOWBOATS BIG PLAY DIFFERENTIAL

Date	Opponent	Result	Memphis Showboats					Opponents					Diff
			Tot Plys	Big Rush	Big Pass	Big Plays	BP%	Tot Plys	Big Rush	Big Pass	Big Plays	BP%	
03-30-25	Michigan Panthers	L 12-26	55	1	4	5	9.1	58	3	3	6	10.9	-1
04-05-25	DC Defenders	L 12-17	54	4	4	8	14.8	59	0	4	4	7.4	4
04-12-25	Houston Roughnecks	L 17-18	55	2	5	7	12.7	51	5	1	6	10.9	1
04-18-25	Michigan Panthers	L 9-27	51	0	2	2	3.9	55	4	4	8	15.7	-6
04-25-25	Birmingham Stallions	W 24-20	50	4	5	9	18.0	58	4	3	7	14.0	2
05-03-25	Houston Roughnecks	L 20-21	61	2	5	7	11.5	54	0	1	1	1.6	6
05-11-25	St. Louis Battlehawks	L 9-19	65	2	6	8	12.3	50	3	4	7	10.8	1
05-16-25	San Antonio Brahmas	W 24-22	40	4	0	4	10.0	63	5	1	6	15.0	-2
Totals			431	19	31	50	11.6	448	24	21	45	10.0	5

MEMPHIS SHOWBOATS TOXIC DIFFERENTIAL

Date	Opponent	Result	Memphis Showboats		Opponents		Turnover	Big Play	Toxic
			Takeaways	Big Plays	Takeaways	Big Plays	Diff	Diff	Differential
03-30-25	Michigan Panthers	L 12-26	0	5	2	6	-2	-1	-3
04-05-25	DC Defenders	L 12-17	0	8	3	4	-3	4	1
04-12-25	Houston Roughnecks	L 17-18	0	7	3	6	-3	1	-2
04-18-25	Michigan Panthers	L 9-27	0	2	1	8	-1	-6	-7
04-25-25	Birmingham Stallions	W 24-20	1	9	0	7	1	2	3
05-03-25	Houston Roughnecks	L 20-21	0	7	2	1	-2	6	4
05-11-25	St. Louis Battlehawks	L 9-19	1	8	1	7	0	1	1
05-16-25	San Antonio Brahmas	W 24-22	3	4	2	6	1	-2	-1
Totals			5	50	14	45	-9	5	-4



Memphis Showboats 2025 Season Stats  
Drive and Stuffed Run Stats  
(As of May 18, 2025)



				STUFFED RUSH PERCENTAGE					
Date	Opponent			Memphis Showboats			Opponents		
				Stuffed	Attempts	Stuffed%	Stuffs	Attempts	Stuffed%
03-30-25	Michigan Panthers	L	12-26	4	24	16.7	7	32	21.9
04-05-25	DC Defenders	L	12-17	5	26	19.2	5	32	15.6
04-12-25	Houston Roughnecks	L	17-18	8	26	30.8	5	25	20.0
04-18-25	Michigan Panthers	L	9-27	7	25	28.0	3	33	9.1
04-25-25	Birmingham Stallions	W	24-20	8	21	38.1	1	22	4.5
05-03-25	Houston Roughnecks	L	20-21	5	24	20.8	6	25	24.0
05-11-25	St. Louis Battlehawks	L	9-19	8	28	28.6	4	25	16.0
05-16-25	San Antonio Brahmas	W	24-22	7	26	26.9	5	35	14.3
Total				200	52	26.0	229	36	15.7

MEMPHIS SHOWBOATS DRIVE STATS									
Date	Opponent	Drives	Scoring	3andOut	5+ min	10+ play	75+ yds	OppTerr	AvgStart
			(TD/FG)						
03-30-25	Michigan Panthers	10	3 (1/2)	3	2	2	0	0	25
04-05-25	DC Defenders	9	3 (1/2)	2	2	2	0	0	25
04-12-25	Houston Roughnecks	10	3 (2/1)	4	2	2	0	0	28
04-18-25	Michigan Panthers	11	2 (1/1)	2	0	0	0	2	35
04-25-25	Birmingham Stallions	10	3 (1/2)	3	3	2	1	0	24
05-03-25	Houston Roughnecks	11	4 (2/2)	2	1	2	0	1	34
05-11-25	St. Louis Battlehawks	11	2 (1/1)	1	2	2	1	0	24
05-16-25	San Antonio Brahmas	11	3 (1/2)	3	1	1	0	1	28
Totals		83	23 (10/13)	20	13	13	2	4	28
Percentages			27.7% (12.0% / 15.7%)	24.1%	15.7%	15.7%	2.4%	4.8%	

OPPONENT DRIVE STATS									
Date	Opponent	Drives	Scoring	3andOut	5+ min	10+ play	75+ yds	OppTerr	AvgStart
			(TD/FG)						
03-30-25	Michigan Panthers	9	4 (2/2)	2	2	2	0	3	46
04-05-25	DC Defenders	10	4 (1/3)	3	1	2	1	2	41
04-12-25	Houston Roughnecks	8	3 (1/2)	2	2	2	0	1	40
04-18-25	Michigan Panthers	11	4 (4/0)	3	0	1	1	1	34
04-25-25	Birmingham Stallions	10	4 (2/2)	3	1	1	0	2	42
05-03-25	Houston Roughnecks	10	3 (1/2)	4	1	1	1	2	35
05-11-25	St. Louis Battlehawks	11	4 (2/2)	1	0	0	1	4	48
05-16-25	San Antonio Brahmas	11	4 (2/2)	0	1	2	0	3	39
Totals		80	30 (15/15)	18	8	11	4	18	40
Percentages			37.5% (18.8% / 18.8%)	22.5%	10.0%	13.8%	5.0%	22.5%	

