



# ARLINGTON RENEGADES

## GAME NOTES



### GAME TEN



4-5 (2-3)

ARLINGTON RENEGADES  
AT  
SAN ANTONIO BRAHMAS



SUNDAY • JUNE 1 • 11 AM CT  
ALAMODOME  
SAN ANTONIO, TEXAS



1-8 (1-4)

INTERIM HEAD COACH: PAYTON PARDEE  
UFL Record: 1-8 (.111)  
XFL Conference Record: 1-4 (.200)

HEAD COACH: BOB STOOPS

UFL Record: 4-5 (.444)

XFL Conference Record: 2-3 (.400)

### LET ME CHECK MY SCHEDULE

The Arlington Renegades will play 10 regular season games during the 2025 UFL season. The team will play six games against division foes - D.C., San Antonio, and St. Louis (one home, one road) - and four games against non-division opponents - Birmingham, Houston, Memphis, and Michigan. Below are a few scheduling nuggets:

- Arlington will take part in home openers during Week 1 (at home) and Week 3 (at Birmingham)
- Six of the team's 10 games will be played in Texas (5 home, 1 road)
- Each of the team's 10 games will be played in the Central or Eastern time zone

### POST-GAME PRESS CONFERENCE INFORMATION

The Arlington Renegades Post-Game Press Conference will begin immediately following the conclusion of the game. Media members can access the press conference using the link below and are encouraged to join early to ensure they don't miss any part of it.

To ask a question, please use the "Raise Hand" feature.

Join Zoom Meeting:

<https://xfl.zoom.us/j/89485486083?pwd=ERoPGhRKGHNAaWteFpmD6UOUPghTG6.1>

Meeting ID: 894 8548 6083

Passcode: 302053

### ★ AVAILABILITY ★

Monday, May 26

No Availability

Tuesday, May 27

10 a.m. - 12 p.m.

Practice

Post practice:

Player Availability

Wednesday, May 28

8:30 a.m. - 10:30 a.m.

Practice

Post practice:

Bob Stoops Availability

Luis Perez Availability

Thursday, May 29

No Availability

Friday, May 30

No Availability

Saturday, May 31

No Availability

Sunday, June 1

11 a.m.

Kickoff at San Antonio

### RENEGADES AT HOME

March 29 vs. San Antonio - Return of the Bandit

- Celebrating the return of Renegades football in a night of excitement, pride, and pure renegades spirit!

April 6 vs. Houston - Hats off to Heroes

- Honoring military, first responders and all those who serve in our communities. Wear your hat high as we salute our heroes!

April 19 vs. St. Louis - Her Game Day

- Celebrating women and girls in sports, this game highlights the incredible women in our community and their impact on football.

April 27 vs. DC - Celebration of Football

- A day dedicated to the passion and excitement of the game we all love - Renegades football!

May 10 vs. Michigan - Fan Appreciation Night

- This day is all about YOU, the heart and soul of the Renegades! Thank you for all of your support at home this season.

### 2025 SCHEDULE

1		SAN ANTONIO BRAHMAS CHOCTAW STADIUM SATURDAY, MARCH 29 W (33-9)   Attendance: 10,114	FOX
2		HOUSTON ROUGHNECKS CHOCTAW STADIUM SUNDAY, APRIL 6 W (11-9)   Attendance: 9,582	ESPN
3		BIRMINGHAM STALLIONS AT PROTECTIVE STADIUM FRIDAY, APRIL 11 L (10-9)   Attendance: 10,126	FOX
4		ST. LOUIS BATTLEHAWKS CHOCTAW STADIUM SATURDAY, APRIL 19 W (30-15)   Attendance: 9,614	abc
5		DC DEFENDERS CHOCTAW STADIUM SUNDAY, APRIL 27 L (37-33)   Attendance: 9,544	ESPN
6		ST. LOUIS BATTLEHAWKS AT THE DOME AT AMERICA'S CENTER FRIDAY, MAY 2 L (12-6)   Attendance: 26,684	FOX
7		MICHIGAN PANTHERS CHOCTAW STADIUM SATURDAY, MAY 10 L (25-24)   Attendance: 9,963	FOX
8		DC DEFENDERS AT AUDI FIELD SUNDAY, MAY 18 L (33-30)   Attendance: 14,638	abc
9		MEMPHIS SHOWBOATS AT SIMMONS BANK LIBERTY STADIUM SATURDAY, MAY 24 W (30-12)   Attendance: 2,044	abc
10		SAN ANTONIO BRAHMAS AT ALAMODOME SUNDAY, JUNE 1 11:00 AM CT	abc



### ACROSS THE LEAGUE

FRIDAY, MAY 30  
St. Louis Battlehawks at DC Defenders - 7 PM CT (FOX)

SATURDAY, MAY 31  
Houston Roughnecks at Michigan Panthers - 2 PM CT (ESPN)

SUNDAY, JUNE 1  
Arlington Renegades at San Antonio Brahmas - 11 AM CT (ABC)  
Birmingham Stallions at Memphis Showboats - 2 PM CT (FOX)

### ARLINGTON RENEGADES COMMUNICATIONS



SARA LITTLEJOHN  
Communications Manager  
[sara.littlejohn@uflrenegades.com](mailto:sara.littlejohn@uflrenegades.com)  
916-599-6111



DAVID GORIOLA  
Communications Coordinator  
[david.goriola@xfl.com](mailto:david.goriola@xfl.com)  
214-606-1241

\*media wishing to cover throughout the week please email Sara Littlejohn: [sara.littlejohn@uflrenegades.com](mailto:sara.littlejohn@uflrenegades.com)\*



## HOW THE HOUSES WERE BUILT

### ABOUT CHOCTAW STADIUM



The Texas Rangers and Choctaw Casinos & Resorts announced a multi-year naming rights partnership for the former Globe Life Park in Arlington in August 2021, re-naming the venue Choctaw Stadium. In addition to hosting the Renegades, Choctaw Stadium is home to the Dallas Jackals (Major League Rugby) and North Texas Soccer Club (MLS Next Pro), while also hosting multiple high school and college football games each year.

To be ready for the 2020 XFL season, Choctaw Stadium underwent a \$10 million renovation completed by Manhattan Construction in 115 days. The renovation included the following:

- A new seating structure was added in what was formerly left field to accommodate 4,000 more fans and create a more intimate atmosphere.
- 18 rows of seats and the dugout along what used to be the third base line were demolished.
- A new network television broadcast booth, plus coaches' booths for the home and visiting teams were added at the 50-yard line.
- Seating in corners of each end zone were reconfigured to accommodate marching bands.
- Over 200 sports light fixtures were relocated/re-aimed to be accommodate football and soccer play and broadcast quality.
- Two new locker rooms in what were previously batting cages were added to accommodate multiple events on the same day.
- More than 90,000 square feet of grass and dirt were removed.
- An unmarked, synthetic grass by Shaw Sports Turf was added.

### ★ CHOCTAW STADIUM ★

#### IMPORTANT DATES

- **October 24, 1990** – An agreement between the Texas Rangers and the City of Arlington to build a new stadium is announced.
- **April 24, 1992** – Construction begins.
- **April 1, 1994** – The first game is played in the venue, an exhibition baseball game versus the New York Mets.
- **April 11, 1994** – The Texas Rangers play their first regular season game in Choctaw Stadium, then known as The Ballpark in Arlington. The Milwaukee Brewers defeat the Rangers, 4-3.
- **September 29, 2019** – The final baseball game is played at the stadium, as the Rangers defeat the New York Yankees, 6-1.
- **February 9, 2020** – The first professional football game in the stadium is played when the Dallas Renegades host the St. Louis BattleHawks.
- **August 25, 2021** – The Texas Rangers and Choctaw Casinos & Resorts announce a multi-year naming rights partnership to re-name the venue Choctaw Stadium.

#### FACTS AND FIGURES

- **Design Architect** - David M. Schwarz Architectural Services (Washington, D.C.)
- **Architect of Record** - HKS, Inc.
- **114 feet** - Measurement from street level to top of the roof canopy.
- **2,100+** - The number of regular season and postseason baseball games played at Choctaw Stadium.
- **35,000** - Square feet in the four-story office building that encloses the structure between the stands.
- **1,400,000** - Approximate square footage inside Choctaw Stadium.
- **\$191 Million** - Cost of the overall project to build Choctaw Stadium.
- **67 Million+** - Number of fans that have witnessed sporting events at the stadium.

### ABOUT THE UFL



**XFL  
CONFERENCE**

- Arlington Renegades
- D.C. Defenders
- San Antonio Brahmas
- St. Louis Battlehawks

**USFL  
CONFERENCE**

- Birmingham Stallions
- Houston Roughnecks
- Memphis Showboats
- Michigan Panthers

The United Football League (UFL) kicked off on March 30, 2024 as the premier spring football platform, formed by the merging of the XFL and USFL in 2024. The UFL has eight teams in Arlington (TX), Birmingham (AL), Detroit (MI), Houston (TX), San Antonio (TX), Memphis (TN), St. Louis (MO), and Washington, D.C. The eight UFL teams are divided into conferences that represent the two former leagues.

#### UFL RULES

The United Football League (UFL) has adopted a number of innovative rules from both previous leagues to deliver an exciting, fast-paced game with plenty of action.

#### Points After Touchdown

Teams will have three scrimmage play options following a touchdown.

2-yard line = 1 point for a successful try

5-yard line = 2 points for a successful try

10-yard line = 3 points for a successful try

#### Kickoffs

Kickoffs will now start from the 30-yard line. The 10 remaining players on the kickoff team will now line up at the receiving team's 40-yard line. The receiving team's setup zone now stretches from their 35-yard line to the 30-yard line, and they must have at least nine players in that zone. The landing zone for the kickoff will span from the receiving team's 20-yard line to the goal line, and the ball must reach this landing zone or it will be spotted at the 40-yard line. There will be two touch back spots: the 35-yard line for balls kicked into the end zone and the 20-yard line for balls that land in the landing zone and then enter the end zone.

#### Two Forward Passes

Teams will be allowed, as they were in both leagues last season, to throw two forward passes on one play. The ball cannot cross the line of scrimmage at any time prior to the second forward pass being thrown.

#### Onside Kicks

The league has eliminated this option. The kickoff team will be able to retain possession of the ball with a fourth down and 12-yard scrimmage play from its own 28-yard line.

#### Replay Reviews

The officiating department may stop a game at any time before the ball is next legally put in play to review a play if there is reasonable evidence to believe an error was made and it would have a direct, competitive impact on the game. Any call or non-call related to player safety is also subject to review at any point, as well as any officiating ruling in the last five minutes of the or overtime that is obviously incorrect and will have a significant impact on the outcome.

#### Coach Challenges

Each coach may challenge any ruling, including fouls or potential fouls, provided the team has a timeout. The head coach will earn a second challenge if the first challenge is successful.



★ PLAYER HIGHLIGHTS VS. SA ★

**Sal Cannella – TE**

Reeled in five receptions for 45 yards as the teams leading receiver in his last game against the Brahmas.

**Marquette King – P**

Registered two punts for 103 yards, averaging 51.5 yards, with one inside the 20 in his last appearance against San Antonio.

**Luis Perez – QB**

Completed 20-of-25 (80.0%) passes for 164 yards and one interception in his most recent game against the Brahmas.

**Charlie Thomas III – LB**

Led the team in tackles, recording six while also adding two pass breakups in his last matchup with San Antonio.

★ ARLINGTON VS. XFL CONF. ★

The Arlington Renegades updated record against XFL conference opponents, dating back to the 2023 season is as follows:

**Arlington Renegades Record vs. XFL Conference Opponents**

Team	W	L	T	Win%
DC	2	4	0	.333
San Antonio	2	3	0	.400
St. Louis	2	4	0	.333

★ SERIES HISTORY ★

Arlington and San Antonio have squared off five times dating back to the XFL, with the Brahmas winning three of those contests. Below is a look into the series history:

Date	Loc.	Arl W/L	Score	Date	Loc.	Arl W/L	Score
3/19/23	SA	W	12-10	5/19/24	SA	L	15-20
3/26/23	Arl	L	9-15	3/29/25	Arl	W	33-9
4/27/24	Arl	L	15-25				

★ FIRST TIME, LAST TIME ★

The first time these two teams faced off, the Renegades were in the fifth game of their inaugural season in 2023. Arlington entered the San Antonio match up with a 2-2 record. On March 19, 2023, the Renegades improved to 3-2 when they defeated the Brahmas 12-10 at the Alamodome in San Antonio.

The last time these two teams faced off was in Week 1 of the season at Choctaw Stadium in Arlington, marking the Renegades' season and home opener. Arlington dominated San Antonio with a 33-9 victory. The Renegades' ground game was unstoppable, racking up 183 yards and four touchdowns on 31 carries.

★ INSIDE THE SERIES HISTORY ★

The series between the Arlington Renegades and the San Antonio Brahmas has been around since the XFL 2.0 debut. In total, the teams have met five times.

**In the five games of the series there has been:**

- \* Two game decided by double digits
- \* Two games decided by less than a touchdown
- \* A three-game winning streak by San Antonio
- \* A 24-point win by Arlington (3/29/25) - biggest series win
- \* 84 points scored by Arlington throughout the series
- \* 79 points scored by San Antonio throughout the series
- \* A 1-1 record for the Arlington when playing in San Antonio

★ 2025 STAT COMPARISON ★

(league ranking)

	<b>Renegades</b>	<b>Brahmas</b>
Record	<b>4-5</b>	1-8
Scoring Avg. (UFL rank)	<b>22.9 (4)</b>	14.4 (8)
Opp. Scoring Avg. (UFL rank)	<b>18.0 (3)</b>	27.9 (8)
Total Off. (UFL rank)	<b>2773 (4)</b>	2112 (8)
Rushing Off. Yd/Gm. (UFL rank)	<b>96.9 (6)</b>	109.8 (3)
Passing Off. (UFL rank)	<b>1901 (2)</b>	1124 (8)
Tackles (UFL rank)	<b>505 (8)</b>	613 (3)
Passes Defended (UFL rank)	<b>58 (1)</b>	30 (8)
Sacks (UFL rank)	<b>23.0 (1)</b>	12.0 (T-7)
Kickoff Return Avg.	<b>22.5 (6)</b>	25.7 (1)
Punt Return Avg.	<b>9.9 (7)</b>	11.0 (4)
Turnover Margin	<b>2 (T-3)</b>	-4 (7)

★ ARLINGTON VS. USFL CONF. ★

The Arlington Renegades updated record against USFL conference opponents, dating back to the 2024 season is as follows:

**Arlington Renegades Record vs. USFL Conference Opponents**

Team	W	L	T	Win%
Birmingham	0	2	0	.000
Houston	1	1	0	.500
Memphis	2	0	0	1.000
Michigan	0	2	0	.000

★ TEXAS TIES ★

The Arlington Renegades have two players that hail from the Lone Star State: DE Chris Odom (Arlington, TX) and WR LuJuan Winningham (Humble, TX).

Additionally, two other players on the roster played college football in the state Texas: LS Antonio Ortiz (TCU) and QB Luis Perez (Texas A&M-Commerce).

★ ROSTER MAKEUP ★

Over the last two seasons, the Renegades opening-day 50-man roster has been constructed with an average of 34% returning players and 66% newcomers:

Season	Returning%	New%
2025	44.0%	56.0%
2024	24.0%	76.0%
2023	N.A	100.0%

★ BAND BACK TOGETHER ★

Head coach Bob Stoops has brought back 16 players on his roster that were a part of the 2023 XFL Championship Game, highlighted by XFL Championship Game MVP QB Luis Perez.

Other notable players returning include WRs JaVonta Payton, Tyler Vaughns and LuJuan Winningham, TE Sal Cannella, LBs Will Clarke, Donald Payne and Willie Taylor III, DBs Joe Powell and Jamal Carter, P Marquette King, and LS Antonio Ortiz.

Three players who were All-UFL honorees in 2024 are on the current roster: P Marquette King (Arlington Renegades) on special teams as well as DE Chris Odom (Houston Roughnecks) and DB Ajene Harris (Arlington Renegades) on defense.

Head Coach Bob Stoops is also back for a fourth season along with six members of his previous coaching staff.





## OFFENSIVE NOTES



## ★ LEADING MAN ★

Luis Perez who led the UFL last season in every major passing category has been a standout on the Renegades this season. Below is a breakdown of where Perez ranks amongst UFL passers this season:

Luis Perez 2025 Stats - UFL Rank			
Stats	Total		Rank
Total Yards .....	2011		2nd
Completions .....	198		1st
Completion Percentage .....	70.5%		1st
Attempts .....	281		2nd
Total Offense .....	2057		2nd

## ★ YARDS, YARDS, YARDS ★

The Renegades offense has been explosive this season, moving the ball all across the field. Below is a breakdown of total offense across the league:

Total Offense - UFL Rank			
Team	Total		Avg/G
DC Defenders .....	3218		357.6
Michigan Panthers .....	2936		326.2
Birmingham Stallions .....	2789		309.9
<b>Arlington Renegades .....</b>	<b>2773</b>		<b>308.1</b>
St. Louis Battlehawks .....	2509		278.8

## ★ PREMIER BACKFIELD ★

First-year Renegade Kalen Ballage and second-year standout Dae Hunter have consistently delivered strong performances on the ground, piling up rushing yards week after week. Together, they form one of the only running back duos from the same team ranked in the league's top rushers despite Ballage being placed on IR where he has missed the last three games.

Individual Rushing Yards - UFL 2025				
Player / Team .....	Att.	Yds.	Avg.	TDs
Jacob Saylor / STL .....	113	499	4.4	5
Jashaun Corbin / SA .....	87	459	5.5	4
Deon Jackson / DC .....	81	414	5.1	4
<b>Dae Hunter / ARL .....</b>	<b>104</b>	<b>369</b>	<b>3.5</b>	<b>1</b>
Toa Taua / Mich .....	81	357	4.4	6
Nate McCrary / Mich .....	85	312	3.7	2
<b>Kalen Ballage / ARL .....</b>	<b>65</b>	<b>306</b>	<b>4.7</b>	<b>2</b>

## ★ HEY FIRST AND TEN ★

The Renegades offense has racked up first downs at a high pace all season. Arlington currently sits in third for the most first downs this season:

First Downs - UFL 2025			
Team	1stD	Team	1stD
Michigan .....	182	Birmingham .....	156
DC .....	175	St. Louis .....	142
<b>Arlington .....</b>	<b>168</b>	Houston .....	137

## ★ TIME OF POSSESSION ★

Part of Bob Stoops' complementary football formula is dominating the time of possession. Below is a team breakdown of total time of possession so far this season:

Total Time of Possession Leaders - UFL 2025			
Team	TOP	Team	TOP
<b>Arlington .....</b>	<b>289:54</b>	Memphis .....	265:44
Birmingham .....	280:30	St. Louis .....	264:22
Michigan .....	272:45	DC .....	263:42

## ★ ROUTE RUNNERS ★

The Renegades' receiving corps has been dominant over the past eight weeks, piling up receptions. TE Sal Cannella is currently in third while WR Tyler Vaughns holds down the fifth spot in total receptions this season:

Total Receptions - UFL 2025			
Player, Team	Rec.	Player, Team	Rec.
Justin Hall, Hou .....	58	<b>Tyler Vaughns, Arl .....</b>	<b>38</b>
Chris Rowland, DC .....	40	Jonathan Adams, Mem .....	32
<b>Sal Cannella, Arl .....</b>	<b>39</b>	Jontre Kirklin, SA .....	32
Malik Turner, Mich .....	39	Siaosi Mariner, Mich .....	31

## ★ CONVERT OR BUST ★

Arlington has converted 53-of-116 times on third downs so far this season. Below is a breakdown by team on third-down conversion percentage in 2025:

Third Down Conversion Percentage - UFL 2025			
Team	3DAtt	3DConv.	3DPct
Michigan .....	99	47	47.5%
DC .....	119	56	47.1%
<b>Arlington .....</b>	<b>116</b>	<b>53</b>	<b>45.7%</b>
Birmingham .....	121	53	43.8%
Houston .....	110	44	40.0%





OFFENSIVE NOTES, CONT.

★ KING OF SPRING ★

Luis Perez led the UFL in all major passing categories last season, placing himself in contention for All-UFL honors.

Luis Perez 2024 Stats - UFL Rank

Stats	Total	Rank
Total Yards.....	2,309	1st
Completions.....	225	1st
Completion Percentage.....	67.0%	2nd
Attempts.....	336	1st
Passing Touchdowns.....	18	1st
Total Offense.....	2,325	1st

★ IN A LEAGUE OF THEIR OWN ★

Arlington stood out as the only team in the UFL with two players ranking in the top five for all main receiving statistics in 2024. Sal Cannella emerged as one of the league's best tight ends, ranking among the top pass catchers in every major category while also being the only tight end in the league to reach the top five. Tyler Vaughns also solidified his place as a top-tier receiver, ranking among the league's top pass catchers across the board.

UFL Leaders - 2024

Receptions

1. Jontre Kirklin (56)
- Justin Hall (56)
3. **Sal Cannella (53)**
4. Hakeem Butler (45)
- Tyler Vaughns (45)**

Receiving Yards

1. Hakeem Butler (652)
2. Jontre Kirklin (614)
3. Justin Hall (603)
4. **Tyler Vaughns (503)**
5. **Sal Cannella (497)**

Receiving Touchdowns

1. **Sal Cannella (6)**
2. Four players tied (5)

★ LET ME STRETCH MY LEGS ★

De'Veon Smith served as the Renegades primary running back last season where he finished third in total rushing yards across the UFL in 2024:

Total Rushing Yards - UFL 2024

Player/Team.....	Att.	Yds.	Avg.	TD
Adrian Martinez / Bir.....	54	528	9.8	3
Jacob Saylor / STL.....	94	461	4.9	5
<b>De'Veon Smith / Arl.....</b>	<b>110</b>	<b>451</b>	<b>4.1</b>	<b>3</b>
John Lovett / SA.....	103	422	4.1	5
Matthew Colburn II / Mich.....	90	401	4.5	4

★ THIRD DOWN SUCCESS ★

Arlington was exceptional on third down in 2024. The Renegades finished first in the UFL with a 48.8% third down conversion rate:

Third Down Conversion Percentage - UFL 2024

Team	3DAtt	3DConv.	3DPct
<b>Arlington.....</b>	<b>121</b>	<b>59</b>	<b>48.8%</b>
Birmingham.....	106	50	47.2%
Memphis.....	108	44	40.7%
Michigan.....	115	45	39.1%
Houston.....	123	48	39.0%

★ MOVE THE CHAINS ★

The Renegades offense racked up first downs at a high pace in 2024, as their 190 first downs was second in the UFL:

First Downs - UFL 2024

Team	1stD	Team	1stD
Birmingham.....	207	Michigan.....	173
<b>Arlington.....</b>	<b>190</b>	St. Louis.....	157
San Antonio.....	189	DC.....	154

★ TIME OF POSSESSION ★

Part of Bob Stoops' complementary football formula is dominating the time of possession. In 2024 Arlington averaged 31:02 in time of possession which led the UFL:

Average Time of Possession Leaders - UFL 2024

Team	TOP	Team	TOP
<b>Arlington.....</b>	<b>31:02</b>	Houston.....	30:07
Birmingham.....	30:39	Michigan.....	30:01
St. Louis.....	30:32	Memphis.....	29:51



DEFENSIVE NOTES



★ WRAP ‘EM UP ★

Renegades linebacker Donald Payne established himself league leader in total tackles last season, finishing sixth overall in 2024. Payne has notched 60 tackles so far this season, which is good for seventh overall this season:

Total Tackles - UFL 2025			
Player / Team	Total Tackles	Solo	Asst
Tavante Beckett / SA.....	83	45	38
Jordan Williams / SA.....	75	45	30
Steele Chambers / Mem.....	73	42	31
Marvin Moody / Hou.....	67	46	21
Frank Ginda / Mich .....	62	36	26
Jordan Mosley / SA.....	61	38	23
<b>Donald Payne / Arl.....</b>	<b>60</b>	<b>32</b>	<b>28</b>
Kedrick Whitehead Jr. / Mich .....	69	42	17
Arnold Tarpley III / Mich .....	56	38	18
Eli Walker/ Mem.....	55	43	12

★ BACKFIELD BLITZ ★

The Arlington secondary has been a nightmare for opposing quarterbacks this season, led by the lock-down tandem of Ajene Harris and Jayden Price. The Renegades the only team with two defensive backs among the top five league leaders in that category:

Total Passes Defended - UFL 2025			
Player / Team	Total	BrkUps	Int
<b>Ajene Harris / Arl.....</b>	<b>14</b>	<b>11</b>	<b>3</b>
<b>Jayden Price / Arl.....</b>	<b>12</b>	<b>12</b>	<b>0</b>
Deandre Baker / DC.....	12	10	2
Chris Payton-Jones / STL.....	11	9	2
D.J. Miller Jr. / Mich.....	11	9	2

★ TOP 5 TAKEOVER ★

The Renegades’ defense has been a dominant force this season, with multiple players ranking among the UFL’s best. Chris Odom leads the league in tackles for loss and is tied for sixth in sacks. Willie Taylor and Donald Payne also sit near the top, making the Renegades one of the only teams with multiple defenders in the top five of both categories.

Total Sacks - UFL 2025			
Player, Team	Sks	Team	Sks
Pita Taumoepeanu, STL.....	7.5	Andre Mintze, DC.....	4.5
<b>Willie Taylor, Arl.....</b>	<b>7.0</b>	Joe Wallace, DC .....	4.5
Derick Roberson, DC .....	5.5	<b>Chris Odom, Arl .....</b>	<b>4.0</b>

Total Tackles for Loss - UFL 2025			
Player, Team	TFL	Team	TFL
<b>Chris Odom, Arl.....</b>	<b>11</b>	<b>Willie Taylor, Arl .....</b>	<b>8</b>
Joe Wallace, DC.....	10	Tashawn Bower, HOU.....	7
Derick Roberson, DC .....	9	<b>Donald Payne, Arl .....</b>	<b>6</b>

★ NO FLY ZONE ★

The Arlington Renegades backfield has excelled at pass break-ups, headlined by 2024 All-UFL team corner, Ajene Harris. Below is the 2025 breakdown of team pass breakups:

Total Pass Breakups - UFL 2025			
Team	Total	BrkUps	Int
<b>Arlington.....</b>	<b>58</b>	<b>52</b>	<b>6</b>
St. Louis .....	54	45	9
Birmingham.....	51	46	5
Michigan.....	49	43	6
DC.....	42	35	7
Houston.....	38	31	7

★ SACK ATTACK ★

The Arlington defense has been a standout unit this season, ranking amongst the top of the league in sacks this season. This dominant pass rush unit has been a key factor in their defensive success, consistently pressuring quarterbacks and disrupting opposing offenses.

Team Sacks - UFL 2025		
Team	Total	Avg.
<b>Arlington Renegades .....</b>	<b>23</b>	<b>2.6</b>
DC Defenders.....	21	2.3
St. Louis Battlehawks .....	20	2.2
Birmingham Stallions.....	18	2.0
Michigan Panthers.....	16	1.8
Houston Roughnecks .....	14	1.6

★ TAKEAWAYS IN BUNCHES ★

The Renegades defense has been known for their takeaways. So far this season, Arlington holds down the third spot in the league when it comes to total takeaways.

Takeaways in the UFL - 2025			
Team	INT	FR	Takeaways
DC.....	7	9	16
St. Louis .....	9	7	16
<b>Arlington.....</b>	<b>6</b>	<b>9</b>	<b>15</b>
Birmingham.....	5	9	14
Houston .....	7	6	13
Michigan .....	6	4	10



DEFENSIVE NOTES, CONT.

★ MAN TO MAN ★

Renegades linebacker Donald Payne established himself league leader in total tackles last season. Payne finished sixth overall in the UFL:

Total Tackles - UFL 2024			
Player / Team	Total Tackles	Solo	Asst
Willie Harvey / STL	78	43	35
Jordan Mosely / SA	75	49	26
Tavante Beckett / SA	72	47	25
Kyahva Tezino / Bir	70	38	32
Anthony Hines III / DC	65	40	25
<b>Donald Payne / Arl</b>	<b>63</b>	<b>30</b>	<b>33</b>
Jordan Williams / SA	61	34	27
Michael Joseph / DC	58	47	11
Markel Roby / Hou	58	36	22
Lamont McPhatter / Mem	57	38	19

★ I'LL TAKE THAT ★

Arlington was the leader of the pack when it came to winning the turnover battlio in 2024. Overall, the Renegades had a +7 turnover differential, which topped the league last season:

2024 UFL Turnover Differential Leaders			
Team	Takeaways	Giveaways	Differential
<b>Arlington</b>	<b>16</b>	<b>9</b>	<b>+7</b>
Birmingham	17	11	+6
St. Louis	14	11	+3
Michigan	12	10	+2
Houston	16	14	+2
DC	11	13	-2
San Antonio	10	18	-8
Memphis	12	22	-10

★ DYNAMIC DUO ★

The Arlington Renegades backfield excelled at pass breakups, headlined by All-UFL team corner, Ajene Harris. The Renegades had two corners that topped the league leaders list in pass breakups in the 2024 season:

Total Pass Breakups - UFL 2024			
Player / Team	Total	BrkUps	Int
Kai Nacua / Mich	11	8	3
Markel Roby / Hou	11	8	3
<b>Ajene Harris / Arl</b>	<b>9</b>	<b>8</b>	<b>1</b>
<b>Steven Jones Jr. / Arl</b>	<b>9</b>	<b>7</b>	<b>2</b>
Quenton Meeks / Mem	8	6	2

★ PILING UP TAKEAWAYS ★

The Renegades were one of the league leaders in 2024 when it came to takeaways. Arlington finished tied for second when it came to total takeaways last season.

In the takeaway breakdown, Arlington finished first in the UFL in interceptions with 10 while tying for third in fumble recoveries:

Takeaways in the UFL - 2024			
Team	INT	FR	Takeaways
Birmingham	8	9	17
<b>Arlington</b>	<b>10</b>	<b>6</b>	<b>16</b>
Houston	9	7	16
St. Louis	9	5	14
Michigan	6	6	12
Memphis	5	7	12
DC	5	6	11
San Antonio	4	6	10

★ TO THE HOUSE ★

Arlington defensive back Joe Powell earned his place on the league leader board with two interceptions, including one that he returned for a touchdown. His pick-six was the only one recorded in the UFL in 2024.

Interceptions - UFL 2024			
Player / Team	Int	Rt Yds	TD
<b>Joe Powell / Arl</b>	<b>2</b>	<b>100</b>	<b>1</b>
Quenton Meeks / Mem	2	66	0
A.J. Thomas / Bir	3	50	0
Kameron Kelly / STL	3	43	0
Markel Roby / Hou	3	42	0





SPECIAL TEAMS NOTES



★ BIG BOOTS ★

Arlington punter, Marquette King has recorded 33 punts for 1,554 yards for an average of 47.1 yards with five touchbacks and eight inside the 20. Below is a look at player punting ranked by average:

Player Punting Stats - UFL Rank						
Player/Team	No.	Yds	Avg.	Lng	TB	In20
Mike Rivers / Hou	38	1829	48.1	59	7	9
Brad Wing / SA	34	1637	48.1	69	3	11
Sterling Hofrichter / STL	27	1296	48.0	63	2	9
Seth Vernon / Mich	21	1007	48.0	58	4	8
<b>Marquette King / Arl</b>	<b>33</b>	<b>1554</b>	<b>47.1</b>	<b>69</b>	<b>5</b>	<b>8</b>
Colby Wadman / Bir	29	1333	46.0	68	4	11

★ THE KICK IS GOOD ★

Arlington kicker Lucas Havrisik has been a consistent asset for the Renegades throughout the season, successfully converting field goals. Here's a breakdown of the league's kickers ranked by field goal percentage:

Field Goal Stats - UFL 2025					
Kicker, Team	FGM	FGA	Pct	Lng	Blk
Rodrigo Blankenship, STL	19	20	95.0	56	0
<b>Lucas Havrisik, Arl</b>	<b>19</b>	<b>22</b>	<b>86.4</b>	<b>54</b>	<b>0</b>
Harrison Mevis, Bir	18	19	94.7	53	0
Matt Coghlin, Mem	15	17	88.2	52	1
Matt McCrane, DC	14	18	77.8	53	0
Chris Blewitt, Hou	11	13	84.6	51	0
B.T. Potter, Mich	9	14	64.3	56	1
Tristan Vizcaino, SA	8	10	80.0	54	0

★ RETURN MAN ★

Jayden Price has served as the Renegades primary punt and kick returner for the 2025 season.

Price currently sits in third on the UFL leader board in total punt return yards. Below is a breakdown of the current league standings for returners:

Punt Return Statistics - UFL 2025					
Player/Team	No.	Yds.	Avg.	TD	Lng
Jahcour Pearson / STL	24	294	12.3	0	26
Isaiah Hennie / Mem	17	175	10.3	0	54
<b>Jayden Price / Arl</b>	<b>17</b>	<b>169</b>	<b>9.9</b>	<b>0</b>	<b>24</b>
Amari Rogers / Bir	13	164	12.6	0	25
Matthew Sexton, SA	8	154	19.3	1	83
Davion Davis / Bir	12	146	12.2	0	36

★ THE PUNT-ISHER ★

Arlington punter, Marquette King led the league in punting average last season, earning himself All-UFL team honors for the 2024 season.

Player Punting Stats - UFL Rank						
Player/Team	No.	Yds	Avg.	Lng	TB	In20
<b>Marquette King / Arl</b>	<b>28</b>	<b>1358</b>	<b>48.5</b>	<b>63</b>	<b>5</b>	<b>9</b>
Brad Wing / SA	35	1607	45.9	64	3	12
Brock Miller / Mich	38	1724	45.4	67	5	7
Matt White / Mem	35	1547	44.2	66	1	10
Sterling Hofrichter / STL	31	1357	43.8	63	4	11
Paxton Brooks / DC	32	1395	43.6	56	4	8
Hunter Niswander / HOU	37	1593	43.1	61	5	7
Colby Wadman / Bir	23	942	41.0	59	3	9

★ WE'LL TAKE THREE ★

Arlington kickers, Jonathan Garibay and Taylor Russolino were exceptional at field goals last season, connecting on 18-of-20 allowing the Renegades to finish third in the league in field goal percentage in 2024.

Taylor Russolino started with the Renegades first, connecting on 5-of-6 field goals before Jonathan Garibay finished the season with Arlington nailing 13-of-14 field goals:

Team Field Goal Stats - UFL 2024					
Team	FGM	FGA	Pct	Lng	Blk
St. Louis	19	21	90.5	61	0
Birmingham	18	22	81.8	46	0
<b>Arlington</b>	<b>18</b>	<b>20</b>	<b>90.0</b>	<b>52</b>	<b>1</b>
Michigan	17	22	77.3	64	0
Memphis	16	17	94.1	57	0
DC	16	20	80.0	58	0
Houston	15	18	83.3	62	0
San Antonio	12	18	66.7	51	1



## ARLINGTON RENEGADES NUMERICAL ROSTER

NO.	NAME	POS.	HT.	WT.	AGE	LAST COLLEGE	HOMETOWN
1	Joe Powell	S	6-2	235	30	Globe Tech	Portsmouth, VA
2	Chis Claybrooks	CB	5-9	177	26	Memphis	Nashville, TN
3	JaVonta Payton	WR	6-0	175	26	Tennessee	Nashville, TN
4	Kalen Ballage	RB	6-2	243	26	Arizona State	Peyton, CO
5	Ajene Harris	CB	5-10	181	28	USC	Los Angeles, CA
7	Marquette King	P	6-0	192	36	Fort Valley State	Macon, GA
8	Tyler Vaughns	WR	6-2	184	27	USC	Pasadena, CA
9	De'Veon Smith	RB	5-11	223	30	Michigan	Warren, OH
9	Delonte Hood	WR	5-11	192	23	Peru State	Washington, D.C.
10	Luke Lehn	QB	6-1	202	23	North Central	Chatham, IL
11	LuJuan Winingham	WR	6-3	198	26	Central Arkansas	Humble, TX
12	Luis Perez	QB	6-3	222	30	Texas A&M-Commerce	San Diego, CA
14	Isaiah Winstead	WR	6-3	210	24	East Carolina	Richmond, VA
15	Holton Ahlers	QB	6-3	227	24	East Carolina	Greenville, NC
17	Dae Dae Hunter	RB	5-10	190	22	Liberty	Denver, CO
18	Donald Payne	LB	6-0	228	30	Stetson	Fayetteville, GA
19	Kalen DeLoach	LB	5-11	216	24	Florida State	Savannah, GA
20	Jamar Summers	CB	5-11	193	29	UConn	Orange, NJ
21	Deontay Burnett	WR	5-11	183	27	USC	Compton, CA
22	Jamal Carter	DB	6-1	215	30	Miami	Naranja, FL
23	Jayden Price	DB	6-0	185	24	North Dakota State	Derby, KS
24	Nico Bolden	S	6-0	208	26	Kent State	St. Paul, MN
25	Charlie Thomas III	LB	6-2	216	25	Georgia Tech	Thomasville, GA
28	Steven Jones Jr.	CB	5-10	188	26	Appalachian State	Rockingham, NC
33	Taco Charlton	LB	6-6	277	30	Michigan	Columbus, OH
37	Carlton Johnson	CB	5-11	175	24	Fresno State	Moreno Valley, CA
40	Caleb Johnson	LB	5-11	228	26	Miami	Murrieta, CA
43	Lucas Havrisik	K	6-2	185	26	Arizona	Riverside, CA
44	Durrell Johnson	DE	6-3	251	26	Liberty	Baltimore, MD
45	Will Clarke	LB	6-1	271	33	West Virginia	Pittsburgh, PA
46	Myles Dorn	DB	6-1	214	26	North Carolina	Charlotte, NC
47	Storey Jackson	LB	6-2	224	26	Liberty	Kansas City, KS
49	Antonio Ortiz	LS	6-4	247	25	TCU	Mechanicsville, VA
50	Willie Taylor III	LB	6-4	246	25	Eastern Kentucky	Cochran, GA
53	J.D. DiRenzo	G	6-6	315	26	Rutgers	Hammonton, NJ
55	Garrett McGhin	T	6-6	320	29	East Carolina	Tallahassee, FL
56	Jerrold Clark	DT	6-4	333	25	Coastal Carolina	Dorchester, MA
63	Rickey Lee	T	6-6	305	25	North Carolina A&T	Jacksonville, FL
65	Marcus Minor	G	6-4	310	25	Pittsburgh	Lanham, MD
66	Jake Johanning	G	6-2	290	24	Furman	Simpsonville, SC
71	Matt Farniok	C	6-5	316	27	Nebraska	Sioux Falls, SD
72	Spencer Rolland	T	6-6	306	25	North Carolina	Burnsville, MN
75	Alex Akingbulu	T	6-5	300	27	Fresno State	Carson, CA
80	Sal Cannella	TE	6-4	230	28	Auburn	Schaumburg, IL
81	Damon Sheehy-Guiseppi	WR	6-0	181	30	Phoenix	Orlando, FL
86	Curtis Hodges	TE	6-7	258	25	Arizona State	Mesa, AZ
87	Seth Green	TE	6-3	242	27	Houston	Woodbury, MN
91	Ikenna Enechukwu	DE	6-4	276	25	Rice	Kansas City, MO
92	Chris Odom	DE	6-4	260	30	Arkansas State	Arlington, TX
95	Amani Bledsoe	DE	6-5	280	27	Oklahoma	Lawrence, KS
97	LaRon Stokes	DT	6-4	278	27	Oklahoma	Tulsa, OK

## ALPHABETICAL ROSTER

NO.	NAME	POS.
15	Ahlers, Holton	QB
75	Akingbulu, Alex	OT
4	Ballage, Kalen	RB
92	Barrs, Kyon	NT
95	Bledsoe, Amani	DE
24	Bolden, Nico	S
21	Burnett, Deontay	WR
80	Cannella, Sal	TE
22	Carter, Jamal	DB
33	Charlton, Taco	LB
56	Clark, Jerrod	DT
45	Clarke, Will	LB
2	Claybrooks, Chris	CB
19	DeLoach, Kalen	G
53	DiRenzo, J.D	G
46	Dorn, Myles	DB
91	Enechukwa, Ikenna	DE
71	Farniok, Matt	C
87	Green, Seth	TE
5	Harris, Ajene	CB
43	Havrisik, Lucas	K
86	Hodges, Curtis	TE
17	Hunter, Dae Dae	RB
47	Jackson, Storey	LB
66	Johanning, Jake	G
40	Johnson, Caleb	LB
37	Johnson, Carlton	CB
44	Johnson, Durrell	DE
28	Jones Jr., Steven	CB
7	King, Marquette	P
63	Lee, Rickey	T
10	Lehn, Luke	QB
55	McGhin, Garrett	T
65	Minor, Marcus	G
93	Odom, Chris	DE
49	Ortiz, Antonio	LS
18	Payne, Donald	LB
3	Payton, JaVonta	WR
12	Perez, Luis	QB
1	Powell, Joe	S
23	Price, Jayden	CB
72	Rolland, Spencer	T
83	Sheehy-Guiseppi, Damon	WR
9	Smith, De'Veon	RB
97	Stokes, LaRon	NT
20	Summers, Jamar	CB
50	Taylor III, Willie	LB
25	Thomas III, Charlie	LB
8	Vaughns, Tyler	WR
11	Winingham, LuJuan	WR
14	Winstead, Isaiah	WR

## PRONUNCIATION GUIDE

Alex Akingbulu ..... ah-KING-boo-LU  
 Kalen Ballage ..... buh-LA-ge  
 Deontay Burnett..... dee-ON-tay  
 Sal Cannella ..... kuh-NELL-uh  
 Ikenna Enechuku..... EE-ken-ah Ih-neh-chu-ku  
 Matt Farniok..... far-KNEE-ack  
 Ajene Harris.....ah-jay-nay  
 Lucas Havrisik ..... have-ER-sick

Marquette King ..... MAR-kett  
 JaVonta Payton .....ja-VON-tay  
 Damon Sheehy-Guiseppi..... SHE - JISS-epp-EE  
 De'Veon Smith..... deh-vee-on  
 LuJuan Winingham..... lu-ON

Coaching Staff

Tommy Thigpen ..... thig-PIN



WEEK 10 UNOFFICIAL DEPTH CHART

RENEGADES OFFENSE					
QB	12	Luis Perez	10	Holton Ahlers	10 Luke Lehn
LT	63	Rickey Lee	75	Alex Akingbulu	72 Spencer Rolland
LG	65	Marcus Minor	75	Alex Akingbulu	
C	71	Matt Farniok	66	Jake Johanning	
RG	55	Garrett McGhin	75	Alex Akingbulu	
RT	53	J.D. DiRenzo	75	Alex Akingbulu	72 Spencer Rolland
RB	17	Dae Dae Hunter	6	Tony Jones Jr.	9 De'Veon Smith
TE	80	Sal Cannella	87	Seth Green	86 Curtis Hodges
WR	21	Deontay Burnett	3	JaVonta Payton	
WR	14	Isaiah Winstead	21	Deontay Burnett	
WR	8	Tyler Vaughns	11	LuJuan Winningham	13 Damon Sheehy-Guiseppi

RENEGADES DEFENSE					
DE	45	Will Clarke	93	Chris Odom	44 Durrell Johnson
DT	92	Kyon Barrs	97	LaRon Stokes	
DT	95	Amani Bledsoe	91	Ikenna Enechukwu	56 Jerrod Clark
OLB	50	Willie Taylor III	33	Taco Charlton	44 Durrell Johnson
LB	18	Donald Payne	19	Kalen DeLoach	
ILB	25	Charlie Thomas III	40	Caleb Johnson	
CB	23	Jayden Price	28	Steven Jones Jr.	37 Carlton Johnson
CB	5	Ajene Harris	20	Jamar Summers	
FS	46	Myles Dorn	22	Jamal Carter	
SS	1	Joe Powell	22	Jamal Carter	24 Nico Bolden
CB	2	Chris Claybrooks	28	Steven Jones Jr.	37 Carlton Johnson

RENEGADES SPECIAL TEAMS					
P	7	Marquette King			
PK	43	Lucas Havrisik			
H	7	Marquette King			
LS	49	Antonio Ortiz			
KR	17	Dae Dae Hunter	1	Joe Powell	
PR	23	Jayden Price	1	Joe Powell	

2025 STANDINGS							
XFL CONFERENCE		OVERALL RECORD	VS. XFL	VS. USFL	HOME ROAD	PF	PA
1	St. Louis Battlehawks	7-2	3-2	4-0	4-1 3-1	218	155
2	DC Defenders	6-3	4-1	2-2	3-1 3-2	217	211
3	Arlington Renegades	4-5	2-3	1-2	3-2 0-3	206	162
4	San Antonio Brahmas	1-8	1-4	0-4	0-4 1-4	130	251
USFL CONFERENCE		OVERALL RECORD	VS. USFL	VS. XFL	HOME ROAD	PF	PA
1	Birmingham Stallions	6-3	4-1	2-2	4-1 2-2	198	158
2	Michigan Panthers	6-3	3-2	3-1	3-1 3-2	233	179
3	Houston Roughnecks	4-5	2-3	2-2	2-3 2-3	164	189
4	Memphis Showboats	2-7	1-4	1-3	0-4 2-3	139	200

\*Official Week 10 Depth Chart will be released later in the week\*





# BOB STOOPS

## Head Coach

Iowa  
Head Coach: 23rd Year • Renegades 4th Year



### ★ WINNING HEAD COACH ★

Bob Stoops returns for his fourth season with the Arlington Renegades. Along with 18 years of collegiate football head coaching experience and an additional 16 years as an assistant college coach, Stoops hails to Arlington with a 190-48 collegiate coaching record - all with the Oklahoma Sooners (1999-16).

With a National Championship in 2000 and 10 Big 12 titles, Bob Stoops has solidified his place as one of college football's most successful coaches. His tenure at Oklahoma included a school-record 18 consecutive bowl berths and four appearances in the BSC National Championship Game. Stoops also set a program record with 190 career wins, coached 38 First Team All-Americans, and mentored three NFF National Scholar-Athletes.

#### Most Career Wins by UFL Head Coach

Coach	Years	Won	Loss	Tied	Pct
<b>Bob Stoops</b> .....	<b>1999-2024</b>	<b>202</b>	<b>64</b>	<b>0</b>	<b>.760</b>
Skip Holtz .....	1994-2024	84	125	0	.595
Wade Phillips .....	1985-2024	98	77	0	.560
Reggie Barlow .....	2007-2024	97	66	0	.595
Mike Nolan .....	2005-2024	29	48	0	.377
CJ Johnson .....	2012-2024	21	48	2	.304

### ★ 2025 ASSISTANT COACHES ★

#### Booth (B); Sideline (S) OFFENSE

Chuck Long (B) .....	Offensive Coordinator/Quarterbacks
Johnathan Himebauch (S) .....	Offensive Line
Reggie Davis (B) .....	Running Backs/Tight Ends

#### DEFENSE

Jay Hayes (S) .....	Run Game Coordinator/Defensive Line
Marvin Sanders (S) .....	Passing Game Coordinator/Defensive Backs
Tommy Thigpen (S) .....	Linebackers
Spencer Duncan (B) .....	Defensive Quality Control

#### SPECIAL TEAMS

Scott Spurrier (S) .....	Special Teams/Quality Control
--------------------------	-------------------------------

#### FOOTBALL OPERATIONS

Rick Mueller (B) .....	General Manager
Mary Vander Heiden (S) .....	Head Athletic Trainer
Darin Kerns (S) .....	Equipment
Dave Nash (B) .....	Coaching Video

### ★ STOOPS' HEAD COACHING RECORD AND COACHING EXPERIENCE ★

Regular/Post Season							Postseason Only			
Year	Team	W	L	T	Pct.	Result	W	L	Pct.	Result
1999	Oklahoma .....	7	5	0	.583	T-2nd Big 12	0	1	.000	Independence Bowl
2000	Oklahoma .....	13	0	0	1.000	1st Big 12	1	0	1.000	National Champion
2001	Oklahoma .....	11	2	0	.846	2nd Big 12	1	0	1.000	Cotton Bowl
2002	Oklahoma .....	12	2	0	.857	T-1st Big 12	1	0	1.000	Rose Bowl
2003	Oklahoma .....	12	2	0	.857	1st Big 12	0	1	.000	National Championship
2004	Oklahoma .....	12	1	0	.923	1st Big 12	0	1	.000	Orange Bowl
2005	Oklahoma .....	8	4	0	.667	T-2nd Big 12	1	0	1.000	Holiday Bowl
2006	Oklahoma .....	11	3	0	.786	1st Big 12	0	1	.000	Fiesta Bowl
2007	Oklahoma .....	11	3	0	.786	1st Big 12	0	1	.000	Fiesta Bowl
2008	Oklahoma .....	12	2	0	.857	T-1st Big 12	0	1	.000	National Championship
2009	Oklahoma .....	8	5	0	.615	T-3rd Big 12	1	0	1.000	Sun Bowl
2010	Oklahoma .....	12	2	0	.857	T-1st Big 12	1	0	1.000	Fiesta Bowl
2011	Oklahoma .....	10	3	0	.769	T-3rd Big 12	1	0	1.000	Insight Bowl
2012	Oklahoma .....	10	3	0	.769	T-1st Big 12	0	1	.000	Cotton Bowl
2013	Oklahoma .....	11	2	0	.846	T-2nd Big 12	1	0	1.000	Sugar Bowl
2014	Oklahoma .....	8	5	0	.615	T-4th Big 12	0	1	.000	Russell Athletic Bowl
2015	Oklahoma .....	11	2	0	.846	1st Big 12	0	1	.000	Orange Bowl
2016	Oklahoma .....	11	2	0	.846	1st Big 12	1	0	1.000	Sugar Bowl
2020	Arlington.....	2	3	0	.400	Season Cancelled Due to COVID-19				
2021	Oklahoma .....	1	0	0	1.000		1	0	1.000	Alamo Bowl
2023	Arlington.....	6	6	0	.500	2nd XFL South	2	0	1.000	XFL Champion
2024	Arlington.....	3	7	0	.300	4th XFL Conference				
Totals		202	64	0	.760		12	9	.571	

#### Stoops vs. USFL (Reg. Season)

Team	W	L	T	PCT.
Birmingham	0	2	0	0.000
DC	2	4	0	0.333
Houston	1	1	0	0.500
Houston*	1	3	0	0.250
LA*	1	0	0	1.000
Memphis	2	0	0	1.000
Michigan	0	2	0	0.000
Orlando	2	1	0	0.667
San Antonio	2	3	0	0.400
Seattle	1	1	0	0.500
St. Louis	2	3	0	0.400
Vegas*	1	0	0	1.000
<b>Totals</b>	<b>15</b>	<b>20</b>	<b>0</b>	<b>0.429</b>

\* - Denotes folded XFL/USFL teams

Year	Position, Team
1983-84	Graduate Assistant, Iowa
1985-87	Assistant, Iowa
1988	Assistant, Kent State
1989-90	Defensive Backs, Kansas State
1991-95	Co-Defensive Coordinator, Kansas State
1996-98	Defensive Coordinator/Asst. Head Coach, Florida
1999-2016	Head Coach, Oklahoma
2020	Head Coach, Dallas Renegades
2021	Interim Head Coach, Oklahoma
2023-25	Head Coach, Arlington Renegades



## ★ MEET THE STAFF ★

**BOB STOOPS**

Head Coach

Iowa  
Renegades: 4th Year

Bob Stoops led the Arlington Renegades to the 2023 XFL Championship and is entering his fourth season as the team's head coach in 2025. With the team's 35-26 victory over the D.C. Defenders in the 2023 XFL Championship Game on May 13, 2023 at The Alamodome in San Antonio, Stoops became just the fifth head coach to win a championship at both the professional and college levels. The former Oklahoma coach, who won the 2000 BCS National Championship, joined Pete Carroll (Seattle Seahawks / USC), Jimmy Johnson (Dallas Cowboys / Miami), Barry Switzer (Dallas Cowboys / Oklahoma), and Paul Brown (Cleveland Browns / Ohio State) in the exclusive club.

Stoops was originally named head coach of the Renegades on Feb. 7, 2019 and guided the team through five games of the abbreviated 2020 XFL campaign before returning to the same role in 2023. He was the only 2020 XFL head coach to return to the League in the same capacity as 2020.

Prior to joining the professional ranks, Stoops spent more than 30 years as a college coach, including 18 seasons as head coach at Oklahoma from 1999-2016. He briefly returned to Oklahoma on an interim basis in 2021, leading the Sooners to a win in the Alamo Bowl. Stoops is the winningest coach in Oklahoma program history, with a 191-78 (.799) all-time record. He was inducted into the College Football Hall of Fame in 2021.

Stoops led the Sooners to a school-record 18 consecutive bowl games, including a BCS National Championship in 2000 in just his second season at the helm. He guided the team to 10 Big 12 championships, and no other program won more than two conference titles during his 18 years in Norman. Stoops coached four Oklahoma quarterbacks that either won the Heisman Trophy under his watch, or would go on to win the award after his retirement: Jason White (2003), Sam Bradford (2008), Baker Mayfield (2017), and Kyler Murray (2018).

The Youngstown, Ohio native is a six-time winner of the Big 12 Coach of the Year award and won the Paul "Bear" Bryant Award as the nation's top college coach in 2000. He also won a National Championship as an assistant coach at Florida in 1996. Stoops was a defensive back at the University of Iowa and earned Team MVP honors in 1982. He was teammates at Iowa with two current Renegades assistant coaches: Jonathan Hayes (co-Offensive Coordinator) and Chuck Long (Offensive Coordinator).

**CHUCK LONG**

Offensive Coordinator/Quarterbacks

Iowa  
Renegades: 3rd Year

Chuck Long returns for his third season with the Renegades, second as the team's solo offensive coordinator. During the 2024 campaign, he led an offense that accumulated 2,355 passing yards with 844 rushing yards and 190 first downs. Under Long's guidance, Luis Perez finished the inaugural season leading the UFL in passing, averaging 230 yards per game and 2309 yards for the regular season, surpassing all quarterbacks in the league by over 400 yards.

Long joined the Renegades for the 2023 season after serving as offensive coordinator and quarterbacks coach on Hayes' St. Louis Battlehawks staff in 2020. He was the head coach at San Diego State from 2006-08, and has also held assistant roles at Iowa (1995-99), Oklahoma (2000-05), and Kansas (2010-11).

Long was inducted into the College Football Hall of Fame in 1999 following a standout career as a quarterback at Iowa, where he was teammates with Bob Stoops and Jonathan Hayes. In 1985, he won the Davey O'Brien Award, Maxwell Award, and Big Ten Most Valuable Player Award. Long was selected with the 12th overall pick in the 1986 NFL Draft and played for the Detroit Lions and Los Angeles Rams.

**JAY HAYES**Co-Defensive Coordinator  
Run Game Coordinator/  
Defensive LineIdaho  
Renegades: 3rd Year

Jay Hayes returns for his third season as the team's co-defensive coordinator alongside Marvin Sanders. Hayes is responsible for developing the team's running game strategy and overseeing the defensive line's performance. Alongside Sanders, Hayes oversaw a strong defensive unit while defensive lineman Vic Beasley led the team with five sacks.

Hayes joined the Renegades for the 2023 season after serving as defensive coordinator for the St. Louis Battlehawks in 2020. He has extensive coaching experience at the NFL level with the Pittsburgh Steelers (1999-2001), Minnesota Vikings (2002),

Cincinnati Bengals (2003-15), Tampa Bay Buccaneers (2016-17), and Green Bay Packers (2018). Hayes began his coaching career in the college ranks at Wisconsin (1995-98).

Hayes is not only dedicated to his profession but also deeply committed to his family and faith. A proud husband, father, and grandfather, he values the relationships that anchor him and the lessons he passes down to the next generation. He takes great pride in mentoring young players both on and off the field, emphasizing the importance of character and hard work in achieving success.

**MARVIN SANDERS**Co-Defensive Coordinator  
Passing Game Coordinator/  
Defensive BacksNebraska  
Renegades: 4th Year

Marvin Sanders returns for his fourth year with the Renegades and will serve as the team's co-defensive coordinator alongside Jay Hayes. Last season, Sanders assisted a defensive backs room collectively recorded 157 total tackles, comprising 105 solo and 52 assisted tackles. They also achieved 8 interceptions, returning them for a total of 100 yards and 1 touchdown. Additionally, they contributed 1 sack, 1 forced fumble, and 1 fumble recovery.


Sanders originally became a member of the Arlington staff in 2020 during the XFL 2.0 season before reuniting

with Coach Stoops and the Renegades in 2023.

Before the Renegades, Sanders served as the defensive coordinator and defensive backs coach for Claremont-Middle-Scripps from 2021-23. He began his football coaching career as an assistant coach for Nebraska Wesleyan University just two years after he graduated from Nebraska, putting in two years as the Secondary Coach for the Prairie Wolves football team.

**JONATHAN HIMEBAUCH**

Offensive Line

USC  
Renegades: 3rd Year

Jonathan Himebauch returns to the Renegades for his third season as the offensive line coach after joining the team in 2023. He has been involved in all three iterations of the XFL as a player and coach. Himebauch coached for the Tampa Bay Vipers in 2020 and was the starting center for the 2001 XFL-champion Los Angeles Xtreme.

Himebauch (pronounced HIME-bock) has two decades of coaching experience at the professional and college levels. In addition to the XFL,

he has spent time in the USFL, AAF, and CFL. Himebauch was offensive line coach for the USFL-champion Birmingham Stallions in 2022, and won three Grey Cups during his time in Canada. He was an offensive lineman at USC from 1993-98 and spent five seasons playing in various professional leagues after college.

Jonathan is the founder of 5asONE, a training program for offensive linemen. His son, Walker, is a long snapper at Kentucky.





## ★ MEET THE STAFF, CONT. ★

## REGGIE DAVIS

Running Backs  
Tight EndsWashington  
Renegades: 4th Year

Reggie Davis returns for his third season as a coach for running backs and tight ends for the Renegades. Under Davis' tutelage, Arlington running backs rushed for 844 yards in 2024 while tight end Sal Cannella led the team with 53 receptions and 497 receiving yards, and he also led the league with six receiving touchdowns.

Davis joined the Renegades for the 2023 season after serving as running backs coach for the St. Louis Battlehawks during the 2020 XFL campaign. The former tight end has NFL experience as a player for the San Diego Chargers (1999-2000) and as coach for the San Francisco 49ers, as he worked on head coach John Harbaugh's staff as tight ends (2011-12) and assistant offensive line (2013-14) coach.

Davis got his start in coaching at the college level, as he has held assistant roles at San Diego, UNLV, Oregon State, and Nebraska. He also worked as a head coach in the Home School Athletic Association (HSAA) in 2019. The California native played collegiately at Washington.

## SCOTT SPURRIER

Special Teams  
Quality ControlSouth Carolina  
Renegades: 4th Year

Scott Spurrier is back for his fourth season with the Renegades, serving as the team's special teams coach for the second season. In the 2024 season, the Arlington Renegades' special teams unit had 46 kickoff returns, totaling 1,028 yards, with an average return of 22.35 yards per return. The longest kickoff return was 45 yards, though the unit did not score any touchdowns on kickoffs. On punt returns, the Renegades had 14 returns for a total of 125 yards, averaging 8.93 yards per return. His special teams unit was led by All-UFL team punter Marquette King.

Spurrier was an original member of the team's coaching staff in 2020, when he held the role of offensive quality control and tight ends coach. Prior to his time with Arlington, he spent eight seasons on the coaching staff at South Carolina after a playing career that saw him join the Gamecocks as a walk-on wide receiver in 2006. He also has college coaching experience at South Florida and Arizona, and spent time as tight ends coach for the AAF's Orlando Apollos in 2019.

Scott is the youngest son of Hall of Fame coaching legend Steve Spurrier. His brother, Steve Jr., is the offensive coordinator and quarterbacks coach at Tulsa.

## TOMMY THIGPEN

Linebackers

North Carolina  
Renegades: 1st Year


Tommy Thigpen joins the Renegades staff as the new linebackers coach, bringing with him a wealth of experience and a strong track record in developing defensive talent. Thigpen joins Stoops' staff after previously spending seven years on North Carolina's coaching staff, most recently serving as the team's co-defensive coordinator and linebackers coach.

His coaching career began in 1998 as a graduate assistant at North Carolina, and he has since coached at several programs, including Tennessee State, Bowling Green, and Illinois. He returned to North Carolina in 2005, coaching linebackers until 2008, before stints at Auburn (2009-2012) and Tennessee (2013-2017). Thigpen returned to North Carolina in 2018, where he served as safeties coach and later as co-defensive coordinator and linebackers coach from 2019-2024.

With a career spanning multiple levels of football, Thigpen has earned a reputation as a dynamic coach and mentor, having served as a linebackers coach and defensive coordinator at several universities and professional organizations. Known for his leadership and coaching expertise, he has developed elite talent, including NFL players. His passion for teaching the game and commitment to player development make him a valuable addition to the Arlington Renegades, where his deep knowledge of defensive schemes is set to make a significant impact on the linebackers and the team's overall defense.

## SPENCER DUNCAN

Defensive Quality Control

Alabama  
Renegades: 1st Year

Spencer Duncan joins the Renegades staff after previously serving as a quality control coach at FIU.

In 2022, Duncan served as the tight ends coach for Valpo after working as a graduate assistant at UNLV, focusing on defense. His coaching experience also includes offensive quality control at the University of Pennsylvania, wide receivers coach at Golden West College, and a role in Alabama's recruiting department. He charted game film for the Cleveland Browns in 2015-2016 and interned in strength & conditioning at Alabama from 2013 to 2015.

Duncan was a walk-on tight end at Alabama in 2011 and 2012 and was part of two national championship teams. He graduated from Alabama with an undergraduate degree in communications in December 2015.

## RICK MUELLER

General Manager

Puget Sound  
Renegades: 3rd Year

Rick Mueller is entering his third season with Arlington, second as the Renegades' general manager.

An executive with more than 20 years of experience in professional football, Mueller joined the XFL after serving as executive director for player personnel at Coastal Carolina from 2018-20, a period that saw the program transition from the FCS to FBS level.

Mueller has held player personnel leadership roles in the NFL with the Philadelphia Eagles as director of player personnel (2012-16) and with the New Orleans Saints as vice president of player personnel (2000-08). He also spent time in the United Football League as a vice president and general manager from 2009-11.

Growing up in Spokane, Mueller was influenced by his older brother, Randy, fostering a deep passion for football. Both brothers have had parallel careers, with Randy also working in football operations, including a stint with the Seattle franchise.





## ★ ARLINGTON RENEGADES 2025 PLAYER BIOS ★

## JOE POWELL

1 • Safety

6-2 • 235 • 2/25/1994  
College: Globe Tech  
Renegades: 3rd Year



2024

- Appeared in five games where he tallied 10 tackles, one tackle for loss, three pass breakups and two interceptions, returning one for a touchdown.
- Returned three kickoff returns for 76 yards.
- Re-signed with the Renegades for the 2024 season on Apr. 24, 2024.

2023

- Recorded 43 tackles and five interceptions across the entire 2023 season with the Renegades.
- Member of the 2023 Renegades XFL Championship team.
- Selected by Arlington in the 2023 XFL Draft.

## Prior to the Renegades

- Signed with the Carolina Cobras of the National Arena League (NAL) in 2024 before returning to the Renegades in April.
- Drafted by the St. Louis BattleHawks of the XFL in the 2020 XFL Draft where he scored the first special teams touchdown off a 90-yard kickoff return. Signed with the Hamilton Tiger-Cats of the CFL for the 2020 season.
- Spent 2019 with the Birmingham Iron of the Alliance of American Football (AAF), 2018 with the Baltimore Brigade of the Arena Football League.
- Signed a futures deal with Buffalo, went to 2017 training camp with the team then was waived at the roster cut down date.
- Signed with the New York Giants in the middle of 2016 training camp, waived at the roster cut down date, and signed with the Buffalo Bills practice squad on Oct. 15, 2016 for the remainder of the season.
- Assigned to the Cleveland Gladiators of the Arena Football League in 2015 where he played for them during 2016 season then attended a rookie mini camp with the Philadelphia Eagles in May 2016.
- Signed by the Lehigh Valley Steelhawks of the Professional Indoor Football League (PIFL) in 2015 where he earned PIFL Defensive Rookie of the Year honors after recording 52.5 tackles and 11 interceptions.
- Played one season at Globe Institute of Technology where he tallied 53 tackles, 1.5 sacks and one interception in 2023.

## CHRIS CLAYBROOKS

2 • Cornerback

5-9 • 177 • 7/17/1998  
College: Memphis  
Renegades: 1st Year



- Signed with the Renegades on Jan. 21, 2025.
- **Prior to the Renegades**
- Was a free agent in 2023 but did not sign with a team for 2023 and 2024 seasons.
- Appeared in 17 games with Jacksonville in 2022 where he made 13 tackles.
- Saw action in 16 games, recording 29 tackles, and two pass breakups as a Jaguar in 2021.
- Selected in the seventh round, 223rd overall, of the 2020 NFL Draft by the Jacksonville Jaguars. Appeared in 13 games, totaling 39 tackles and three pass breakups as a rookie.
- Appeared in 21 games in two seasons at Memphis, totaling 54 tackles, nine multi-tackle games, two interceptions, one touchdown, five pass breakups and one forced fumble while also adding 11 kick returns for 338 yards and a touchdown.

## JAVONTA PAYTON

3 • Wide Receiver

6-0 • 175 • 10/7/1998  
College: Tennessee  
Renegades: 3rd Year



2024

- Appeared in nine games for the Renegades where he tallied 23 receptions for 379 yards and five touchdowns while also adding five attempts for 34 yards and one touchdown.

2023

- Recorded 18 receptions for 306 yards and two touchdowns throughout the entire 2023 season.
- Member of the Renegades 2023 XFL Championship team.
- Acquired by the Renegades in a trade with the Orlando Guardians on Mar. 6, 2023.
- Had a workout with the Philadelphia Eagles on Jul. 15, 2023 after the 2023 XFL season.


## Prior to the Renegades

- Signed with the Orlando Guardians of the XFL on Jan. 23, 2023.
- Signed with the Arizona Cardinals as an undrafted free agent after the 2022 NFL Draft, went to training camp with the team then was waived at the roster cut down date and signed to the practice squad for one day.
- Attended Northwest Mississippi Community College from 2017 to 2018 where he played in 21 games, recording 67 catches for 840 yards and two touchdowns before spending two seasons with Mississippi State where he registered 28 receptions for 372 yards and one touchdown across 22 games. Transferred to Tennessee in 2021 where he started in all 12 games reeling in 18 receptions for 413 yards and six touchdowns.

## KALEN BALLAGE

4 • Running Back (IR)

6-2 • 222 • 12/22/1995  
College: Arizona State  
Renegades: 1st Year




- Signed with the Renegades on Jan. 17, 2025.
- **Prior to the Renegades**
- Selected by the San Antonio Brahmas of the XFL in the sixth round of the 2023 XFL Draft. Placed on Reserve/Injured then waived by the team in 2024.
- Hosted by the Indianapolis Colts for a workout in 2022.
- Signed a one-year contract with Pittsburgh in 2021, where he appeared in all 17 games, primarily playing on special teams.
- Spent 2020 on the N.Y. Jets and LA Chargers practice squads, appearing in 11 games with two starts, registering 91 carries for 303 yards and three touchdowns while also adding 29 receptions for 166 yards.
- With Miami in 2019, recorded 74 carries for 135 yards and three touchdowns while also adding 14 catches for 63 yards across 12 games with six starts before being placed on Reserve/Injured with a leg injury on Dec. 3.
- Selected in the fourth round of the 2018 NFL draft (131st overall) by the Miami Dolphins where he tallied 36 carries for 191 yards with one touchdown across 12 games as a rookie.
- Recorded 450 carries for 1,984 yards with 27 touchdowns while also adding 82 receptions for 648 yards and two touchdowns across four collegiate seasons at Arizona State.

## AJENE HARRIS

5 • Cornerback

5-10 • 181 • 6/1/1996  
College: USC  
Renegades: 2nd Year



2024

- Appeared in all 10 games for the Renegades, totaling 37 tackles, two tackles for loss, a half sack, eight pass breakups and one interception.

## Prior to the Renegades

- Selected by the Houston Roughnecks of the XFL in 2023 where started in nine games, totaling 31 tackles and five interceptions. Was 2023 XFL League leader in interceptions with five.
- Selected by the Pittsburgh Maulers of the USFL in 2022 but released after training camp.
- Spent 2021 with the BC Lions of the CFL.
- Signed with the Houston Roughnecks of the XFL in 2020 where he started in five games, making 23 tackles, before the COVID-19 shutdown.
- Signed with the Philadelphia Eagles as an undrafted free agent in 2019, went to training camp with the team then was released at the roster cut down date and signed to the Eagles practice squad.
- Amassed 142 tackles, 1.5 sacks, six interceptions with three pick-sixes, two forced fumbles and two fumbles recoveries across 43 games with 24 starts at USC.

## TONY JONES JR.

6 • Running Back

5-11 • 220 • 11/24/1997  
College: Notre Dame  
Renegades: 1st Year



- Signed with the Renegades during Week 7 of the regular season.
- **Prior to the Renegades**
- Claimed off waivers by the Arizona Cardinals in Oct. 2023. He spent time on the practice and active squads, later signing a reserve/future contract in 2024. He was released following an injury in Aug. 2024.
- Signed again to the New Orleans Saints practice squad in Aug. 2023. He was elevated to the active roster on Sept. 18, recording 12 carries for 34 yards and two touchdowns in Week 2 against the Carolina Panthers. He was released by Oct. 2023.
- Signed to the Denver Broncos in March 2023, but was later waived in August.
- Claimed off waivers by the Seattle Seahawks in Oct. 2022, signed to the practice squad, and later promoted to the active roster in Jan. 2023.
- Signed to the New Orleans Saints as an undrafted free agent in 2020, was waived during final roster cuts but re-signed to the team's practice squad. He made the 53-man roster the following season after two remarkable preseason games. He was later placed on injured reserve after Week 4 in 2021, and was later activated in Nov. 2021. He was waived by the Saints in 2022.
- Spent four seasons at Notre Dame, where he recorded 271 carries for 1,481 rushing yards, 27 receptions for 273 yards, and 14 total touchdowns across 38 games.






## ★ ARLINGTON RENEGADES 2025 PLAYER BIOS, CONT. ★

## MARQUETTE KING

7 • Punter

6-0 • 192 • 10/26/88

College: Fort Valley State  
Renegades: 3rd Year

2024

- Saw action in 10 games where he punted 28 times for 1,028 yards (36.7 avg) with five touchbacks and nine inside the 20 yard line.
- Recorded one kickoff for 63 yards with a net of 21 yards.
- Selected to the 2024 All-UFL Team.

2023

- Recorded a season long 70-yard punt.
- Part of the Renegades 2023 XFL Championship team.
- Selected in the third round, 17th over all of the Specialists Phase of XFL Draft in 2023.

Prior to the Renegades

- Selected by the St. Louis BattleHawks in the 2020 XFL Supplemental Draft where he appeared in five games where he registered 19 punts for 868 yards before the COVID-19 shutdown.
- Signed with the Denver Broncos in 2018 where he appeared in four games, tallying 20 punts for 881 yards with one touchback and seven inside the 20 before being placed on Reserve/Injured with a thigh injury on Oct. 6 and released a few days later.
- Appeared in 80 games for the Raiders from 2013-2017 where he accumulated 426 punts for 19,941 yards with 33 touchbacks and 156 inside the 20 yard line for a net average of 41.0 yards.
- Signed with the Oakland Raiders as an undrafted free agent in 2012 where he made the active roster out of training camp but suffered an injury that landed him on Reserve/Injured for his rookie campaign.
- Led the NFL in yards per punt (2013), as well as punts and punting yards (2014), along with being named Second Team All-Pro (2016).
- Originally recruited as a wide receiver in college.
- Active in the entertainment industry as a songwriter and actor; has over 1 million Instagram followers.

## TYLER VAUGHNS

8 • Wide Receiver

6-2 • 184 • 6/1/1997

College: USC  
Renegades: 3rd Year

2024

- Saw action in all 10 games where he logged 45 receptions for 502 yards and three touchdowns.
- Re-signed with the team for the 2024 season on Jan. 22, 2024.

2023

- Reeled in 42 receptions for 414 yards and two touchdowns across the entire season.
- Member of the Renegades 2023 XFL Championship team.
- Selected by the Arlington Renegades in the 10th round, pick 69, of the 2023 XFL Supplemental Draft.

Prior to the Renegades

- Signed a futures deal with the Steelers, went to 2022 training camp with the team then was waived at the roster cutdown date.
- Signed with the Indianapolis Colts as an undrafted free agent after the 2021 NFL draft, went to camp with the team then was waived at the roster cutdown date. Signed to the Pittsburgh Steelers practice squad on Sept. 7 for the remainder of the season.
- Appeared in 45 games across four seasons at USC where he reeled in 222 receptions for 2,801 yards and 20 touchdowns while also recording 30 punt returns for 267 yards and one touchdown as a Trojan.
- Credits a ballet class he took in high school with helping him develop his pass catching ability.
- Has three brothers (Aaren, Geoffrey, and Jonathan) that all played college football.
- Writing a children's book series.

## DE'VEON SMITH

9 • Running Back

5-11 • 223 • 11/8/94

College: Michigan  
Renegades: 3rd Year

2024

- Started all 10 games for the Renegades recording 110 carries for 451 yards and three touchdowns.

2023

- Started in eight of the nine regular season games recording 115 carries for 365 yards and even touchdowns.
- Member of 2023 XFL Championship team.

Prior to the Renegades

- Spent time with 2020 TSL Aviators of The Spring League, 2021 BC Lions of the CFL then 2022 USFL Pittsburgh Maulers.
- Drafted in the third round of the 2020 XFL draft by the Tampa Bay Vipers before the season was shut down due to COVID-19.
- Spent 2019 with the Orlando Apollos of the AAF.
- Signed with the Washington Redskins towards the end of 2018 training camp then released at final roster cuts.
- Signed with the Miami Dolphins as an undrafted free agent after the 2017 NFL draft, went to training camp with the team then waived at the roster cut down date and signed to the practice squad for the season.
- Recorded 495 carries for 2,235 yards with 22 touchdowns while also adding 38 receptions for 251 yards and one touchdown across four seasons at Michigan.

## LUKE LEHNEN

10 • Quarterback

6-1 • 202 • 1/10/2002

College: North Central  
Renegades: 1st Year

- Signed with the Renegades on Jan 14, 2025.

Prior to the Renegades

- Draft eligible for the 2025 NFL Draft.
- Completed 751-of-1087 for 12,658 yards and 162 touchdowns with 23 interceptions across 59 games at North Central. Also added 430 attempts for 3,327 yards and 51 rushing touchdowns.
- Made college football history Oct. 19 in 2024 when he became the first player in any division to throw a touchdown pass in 50 consecutive games.
- Led North Central to a 48-2 overall record leading the Cardinals to the Division III national championship in 2022 and appearances 2021 and 2023 as the runner up.
- Honored with the 2023 and 2024 Gagliardi Trophy which goes to the best Division III player in the nation becoming the first ever NFF National Scholar-Athlete from North Central.
- A two-sport athlete and was a four-year starter and two-time All-CCIW selection with the North Central baseball team.

## LUJUAN WINNINGHAM

11 • Wide Receiver

6-3 • 198 • 1/1/1999

College: Central Arkansas  
Renegades: 3rd Year

2024

- Appeared in four games with the Renegades but recorded no statistics.

2023

- Saw action in all 10 regular season games where he made three starts and recorded 11 catches for 158 yards and two touchdowns.
- Key contributor on special teams, making eight tackles and forced a couple of fumbles.
- Member of 2023 XFL Championship team.


Prior to the Renegades

- Signed with the Jacksonville Jaguars as an undrafted free agent after the 2022 NFL draft, went to training camp with the team then was waived at the roster cutdown date.
- Spent all four years at Central Arkansas where he recorded 141 catches for 1,194 yards and 26 touchdowns across 36 games with 16 starts.

## LUIS PEREZ

12 • Quarterback

6-3 • 222 • 8/26/1994

College: Texas A&M-Commerce  
Renegades: 3rd Year

2024

- Started all 10 games for the Renegades where he completed 225-of-336 passes for 2,310 yards and 18 touchdowns with four interceptions for a 99.4 passer rating on the season.
- Led the league in passing yards, touchdowns, passer rating and completions.
- Signed with the LA Chargers during 2024 training camp on Aug. 6 but was released at the roster cut down date.
- Re-signed with the Renegades on Jan. 27, 2025.

2023

- Started in three games for the Renegades where he completed 69-of-102 passes for 730 yards and one touchdown with two interceptions in the regular season.
- Led the team to the XFL Championship game where they upset the DC Defenders 35-26 to win the league title.
- Named 2023 XFL Championship Game MVP.
- Acquired by the Renegades in a trade with the Vegas Vipers.

Prior to the Renegades

- Selected by the Vegas Vipers in the 2023 XFL Draft where he made four starts in five games to complete 79-of-121 passes for 901 yards and eight touchdowns with five interceptions.
- Signed with the USFL's New Jersey Generals as a free agent in April 2022 where he threw the first ever touchdown in USFL history. Finished the season with six starts in nine games where he completed 124-of-173 passes for 1,200 yards and nine touchdowns with one interception. Signed with the LA Rams after the season for 2022 training camp but was released at the roster cut down date.
- Served as the 2021 starting quarterback for the Joustlers of the Spring League where he led them to the leagues first and only Mega Bowl.
- Drafted by the LA Wildcats in the 2020 XFL draft before being traded to the New York Guardians later in the season where he appeared in three games, making two starts for the Guardians to record 38-of-61 completions for 418 yards and three touchdowns with one interception.
- Started 2019 with the Birmingham Iron of the Alliance of American Football (AAF) when he was drafted in the first round, fifth overall, by the Iron where he finished the season with 135-of-258 completions for 1,460 passing yards, five touchdowns and six interceptions. Signed with the Philadelphia Eagles in April of 2019 but was waived by the team before training camp then signed with the Detroit Lions towards the end of 2019 training camp then waived at the roster cutdown date.
- Undrafted in the 2018 NFL Draft but invited to the LA Rams rookie mini-camp where he signed with the team afterwards. Went to training camp with the team but was released at the roster cut down date then signed to the practice squad before being released a few weeks later.
- Completed 666-of-985 passes for 8,327 yards and 78 touchdowns with 16 interceptions for a passer rating of 161.4 across three seasons with Texas A&M-Commerce.
- Professional bowler before he switched to football.
- His autobiography, Spring King releases March 27th.





## ★ ARLINGTON RENEGADES 2025 PLAYER BIOS, CONT. ★

**ISAIAH WINSTEAD****14 • Wide Receiver**

6-3 • 210 • 8/9/1999  
 College: East Carolina  
 Renegades: 2nd Year

**2024**


- Recorded 12 receptions for 175 yards and two touchdowns in seven games with the Renegades.
- Signed with the New York Jets in the middle of 2024 training camp but was waived at the roster cutdown date.
- Re-signed with Arlington on Oct. 1, 2024 for the 2025 season.

**Prior to the Renegades**

- After a post on his twitter went viral it caught the attention of the San Francisco 49ers, who signed him as an undrafted free agent for 2023 training camp. Attended camp with the team then was waived at the roster cut down date and signed to the practice squad but later released in Dec.
- Reeled in 88 receptions for 1,085 yards and six touchdowns in 2022 with East Carolina, earning All-American Athletic Conference honorable mention honors.
- Prior to his time as a Pirate, saw action in 19 games with Toledo where he registered 63 receptions for 949 yards and four touchdowns across two seasons.
- Started his collegiate career at Norfolk State where he appeared in 22 games, making 12 starts, to collect 83 receptions for 977 yards and eight touchdowns.

**HOLTON AHLERS****15 • Quarterback**

6-3 • 227 • 11/10/1999  
 College: East Carolina  
 Renegades: 2nd Year

**2024**

- Served as the team's third quarterback, seeing limited action in two games.
- Prior to the Renegades**
- Signed with the Seattle Seahawks as an undrafted free agent in 2023, spending the majority of the season on the team's practice squad.
- Spent five seasons at East Carolina where he completed 315-of-469 passes for 3,708 yards with 97 touchdowns and 37 interceptions for a 137.0 passer rating while also adding 469 carries for 1,446 yards and 25 touchdowns.
- Holds seven offensive career stats records at ECU, in addition to six for the AAC.
- Founder and co-owner of Built When Broken, a Christian-based apparel company that was established following the unexpected passing of his best friend.
- Youngest of four brothers.

**DAE DAE HUNTER****17 • Running Back**

5-10 • 190 • 9/23/1999  
 College: Liberty  
 Renegades: 2nd Year

**2024**

- Recorded 15 carries for 74 yards and one touchdown while also adding one reception for nine yards across three games in 2024.
- Suffered a knee injury in Week 7 that landed him on Reserve/Injured for the rest of the season.

**Prior to the Renegades**

- Entered the transfer portal for the 2023 season but did not sign anywhere before deciding to turn pro and sign for the Renegades for the 2024 season.
- Recorded 130 carries for 854 yards and eight touchdowns across nine games at Liberty.
- Transferred to Liberty after playing two seasons at Hawaii where he rushed for a combined 834 yards and five touchdowns during 19 games while also tallying 31 receptions for 234 yards and two touchdowns.

**DONALD PAYNE****18 • Linebacker**

6-0 • 228 • 7/12/1994  
 College: Stetson  
 Renegades: 3rd Year

**2024**

- Started nine of ten games played where he logged 63 tackles, three tackles for loss and two forced fumbles.

**2023**

- Started all eight games he played, recording 78 tackles, one tackle for loss, a half sack and one interception
- Only missed two games due to spending time on IR.
- Member of the Renegades 2023 XFL Championship team.
- Selected in the third round of the 2023 XFL Supplemental Draft.

**Prior to the Renegades**

- Selected by the Houston Gamblers in the 2022 USFL Draft where tallied 117 tackles across 10 games, named USFL Defensive Player of the Week twice and named to the All-USFL Team Defense.
- Signed a one year contract with the San Francisco 49ers during training camp in 2021 then waived.
- Signed with the Washington Football team before 2020 training camp then was waived at the roster cut down and spent time on 49ers and Dolphins' practice squads.
- Signed with the Baltimore Ravens during 2019 training camp, waived during the roster cutdown date then signed to the practice squad and released Sept. 10. Signed with the Jacksonville Jaguars on Oct. 22 where he appeared in nine games, making five starts, where he registered 61 tackles, one sack, a pass breakup and one fumble recovery.
- Spent 2018 with Jacksonville where he appeared in eight games, recording two tackles and one fumble recovery while also contributing on special teams.
- Signed with the Baltimore Ravens as an undrafted free agent after the 2017 NFL draft, went to training camp with the team then was waived at the roster cutdown date. Claimed by Jacksonville off the waivers where he appeared in 13 games, notching 13 defensive tackles while also finishing third in the NFL 16 special teams tackles.
- Finished college career at Stetson as a three-time All-American and three-time Pioneer Football League Defensive Player of the Year where he recorded 538 career tackles (third most in Division 1 history), 14.0 sacks and nine interceptions.
- Inducted into the Stetson University Athletics Hall of Fame on Oct. 29, 2022.

**KALEN DELOACH****19 • Linebacker**

5-11 • 216 • 11/28/2000  
 College: Florida State  
 Renegades: 1st Year




- Signed with the Renegades during Week 6 of the regular season.

**Prior to the Renegades**

- Signed to the Jacksonville Jaguars practice squad in Dec. 2024, but was later released.
- Signed to the Tampa Bay Buccaneers as an undrafted free agent in May 2024, but was waived by August. He later re-signed to the practice squad in Oct. 2024, but was released four weeks later.
- Spent five seasons with Florida State, where he tallied 178 tackles, 18 tackles for loss, eight sacks, 12 pass breakups, two interceptions, two forced fumbles, and one fumble recovery across 49 games.

**JAMAR SUMMERS****20 • Cornerback**

5-11 • 193 • 6/14/1995  
 College: Connecticut  
 Renegades: 2nd Year

**2024**


- Saw action in all 10 games tallying seven tackles and two pass breakups.
- Claimed off waivers by the Renegades prior to the start of the season.

**Prior to the Renegades**

- Signed with the Vegas Vipers of the XFL on Mar. 28, 2023 where he started in four games, making 14 tackles and one interception.
- Selected in the eighth round of the 2022 USFL draft by the Houston Gamblers.
- Drafted in the first round during phase four of the 2020 XFL Draft by the New York Giants where he appeared in five games, making three starts to record 16 tackles and one interception before the COVID-19 shutdown.
- Signed with the Birmingham Iron of the AAF for the 2019 season where he appeared in two games with six tackles and three interceptions before the league folded. Signed with the Miami Dolphins prior to 2019 training camp, released and signed with the Detroit Lions towards the end of camp but was waived during final roster cuts.
- Signed with the Pittsburgh Steelers after going undrafted in the 2018 NFL draft where he appeared in all four pre-season games but was waived at the roster cutdown date.
- Played four seasons at UConn where he ended collegiate career with 183 tackles, 12 interceptions, and 33 pass breakups across 48 games. Earned First Team All-AAC honors as a sophomore in 2015 for finishing the season with eight interceptions.

**DEONTAY BURNETT****21 • Wide Receiver**

5-11 • 183 • 10/4/1997  
 College: USC  
 Renegades: 3rd Year

**2024**

- Tallied 33 receptions for 306 yards and two touchdowns throughout the season.
- Scored the first touchdown of the season in Week Four at Houston.
- Selected by the Renegades in the 2024 UFL dispersal draft, after spending the previous season with the Houston Roughnecks.

**Prior to the Renegades**

- Registered 31 receptions for 435 yards and 6 touchdowns in 2023 with the Houston Roughnecks and was named All-XFL.
- Signed a futures deal with Philadelphia for 2021 but was waived with a non-football injury prior to training camp.
- Went to 2020 training camp with the Eagles but was waived at the roster cut down date then signed to their practice squad where he made two elevations, recording three receptions for 19 yards.
- Started the season with the Jets but was then released after 2019 training camp at the roster cutdown date. Then signed with the San Francisco 49ers practice squad in late Oct. but was released in Dec. He then signed with the Philadelphia Eagles practice squad where he was elevated to the active roster for Week 17, recording two receptions for 48 yards.
- Signed with the Tennessee Titans as an undrafted free agent after the 2018 NFL draft, went to training camp with the team then waived at the roster cutdown date. Then signed to the New York Jets where he spent time on their practice squad then active roster where he recorded 10 receptions for 143 yards in six games.
- Recorded 152 catches for 1,897 yards with 16 touchdowns in his career at USC while also adding five carries for 29 yards, four punt returns for 26 yards (6.5 avg) and two tackles across 39 games with five starts.
- Earned Second Team All-Pac-12 honors in his final season at USC, as well as numerous postseason accolades for his performance in the Rose Bowl.
- College teammates at USC with Arlington WR Tyler Vaughns.





## ★ ARLINGTON RENEGADES 2025 PLAYER BIOS, CONT. ★

**JAMAL CARTER****22 • Defensive Back**

6-1 • 215 • 4/12/1994

College: Miami

Renegades: 3rd Year



- Finished the season with 45 tackles, three tackles for loss and three pass breakups across seven games.
- Appeared in seven games, making seven starts where he accumulated 43 tackles during the regular season.
- Member of the Renegades 2023 XFL Championship Team.
- Selected in the second round of 2023 XFL Supplemental Draft by the Renegades.
- **Prior to the Renegades**
- Spent brief stints with Atlanta, Arizona and Tennessee on their practice squads. Appeared in 13 games from 2019-2021, accumulating 15 tackles and one pass deflection.
- Remained with Denver for the 2018 season but saw no action.
- Signed with the Denver Broncos as an undrafted free agent after the 2017 NFL Draft, totaling 11 tackles as a rookie.
- Finished collegiate career at Miami with 165 tackles, 10 pass breakups, and two interceptions.

**JAYDEN PRICE****23 • Cornerback**

6-0 • 185 • 4/5/2000

College: North Dakota State

Renegades: 1st Year



- Traded to the Arlington Renegades from the Birmingham Stallions during the 2024 offseason.
- **Prior to the Renegades**
- Signed with the Atlanta Falcons as an undrafted free agent after the 2024 NFL draft where he went to training camp with the team and saw action in the preseason games, leading the Falcons in tackles against Miami with seven then was released at the roster cutdown.
- Accumulated 107 tackles, four tackles for loss, one sack, three interceptions, 17 pass breakups, one forced fumble and three fumble recoveries while also adding 63 punt returns for 910 yards five touchdowns across 71 games in five seasons with North Dakota State.

**NICO BOLDEN****24 • Safety**

6-0 • 208 • 10/15/1998

College: Kent State

Renegades: 1st Year



- Claimed off the waivers by Arlington prior to the start of 2025 training camp.
- **Prior to the Renegades**
- Joined the St. Louis Battlehawks as a rookie draft pick in 2024. Released by the BattleHawks in 2024 training camp but later brought back to the active roster. Primarily contributed on special teams, totaling four tackles on special teams.
- Signed with the Carolina Panthers as an undrafted free agent after the 2023 NFL draft, went to training camp with the team then was released at the roster cutdown.
- Played at New Mexico State then at Kent State, posting 236 tackles, one sack and two interceptions.

**CHARLIE THOMAS III****25 • Linebacker**

6-2 • 216 • 1/31/2000

College: Georgia Tech

Renegades: 1st Year



- Signed with Arlington during 2025 training camp.
- **Prior to the Renegades**
- Spent 2024 training camp with the Browns but suffered an injury in camp that placed him on Reserve/Injured then released before the roster cutdown date.
- Signed with the Cleveland Browns as an undrafted free agent after the 2023 NFL draft, went to training camp with the team, waived at the roster cutdown date then signed to the teams practice squad.
- Spent five collegiate seasons at Georgia Tech where he recorded 313 tackles, 37 tackles for loss, 10.0 sacks, four interceptions, five pass deflections, six fumble recoveries, and seven forced fumbles.

**STEVEN JONES JR.****28 • Cornerback**

5-10 • 188 • 7/12/1994

College: Appalachian State

Renegades: 2nd Year



- **2024**
- Played in all 10 games, recording 29 tackles, one tackle for loss, two interceptions and seven pass breakups.
- **Prior to the Renegades**
- Signed with the Tennessee Titans as an undrafted free agent after the 2023 NFL Draft, went to training camp with the team but was waived at the roster cutdown.
- Played at Appalachian State where he recorded 131 total tackles, 8.5 tackles for loss, seven interceptions, 34 pass breakups, one sack and two fumble recoveries.

**TACO CHARLTON****33 • Defensive End**

6-6 • 277 • 11/7/1994

College: Michigan

Renegades: 1st Year



- Signed with the Renegades during Week 4.
- **Prior to the Renegades**
- Signed with the Birmingham Stallions of the UFL in March 2024 where he appeared in all 10 games, making 15 tackles, five tackles for loss, 6.0 sacks, one forced fumble and one fumble recovery.
- Signed with the San Francisco 49ers in 2023 but was released by the team after training camp with an injury.
- Began 2022 with New Orleans but was released at the roster cutdown date then signed to their practice squad.
- Signed to Chicago's active roster in November where he appeared in five games, making three tackles.
- Started on Pittsburgh's practice for the 2021 season before eventually signing to the active roster where he saw action in 11 games where he tallied 18 tackles, a half sack, and one pass breakup.
- Signed with Kansas City as a free agent in 2020 where he appeared in seven games, notching four tackles, 2.0 sacks and one forced fumble.
- Started 2018 with Dallas but was released prior to Week 3 where he was then claimed off waivers by Miami.
- Registered 21 tackles, a career-best 5.0 sacks and two forced fumbles as a Dolphin.
- Appeared in 11 games as a Cowboy in 2017, recording a career best 27 tackles, one sack, one pass breakup and one fumble recovery.
- Selected by the Dallas Cowboys in the first round (28th overall) of the 2017 NFL draft where he appeared in 16 games as a rookie, making 19 tackles, 3.0 sacks, one forced fumble and one pass breakup.
- Appeared in 33 games, totaling 91 tackles, 28 tackles for loss, 19.0 sacks and one forced fumble across four seasons with Michigan.

**CARLTON JOHNSON****37 • Cornerback**

5-11 • 175 • 5/7/2000

College: Fresno State

Renegades: 1st Year



- Signed with the Renegades in Jan. 2025.
- **Prior to the Renegades**
- Signed with the Seattle Seahawks as an undrafted free agent after the 2024 NFL draft where he went to training camp with the team where he recorded five tackles in three preseason games but was released at the cutdown date.
- Spent his final two collegiate seasons with Fresno State where he tallied 72 tackles, four tackles for loss, one sack, five interceptions and 14 pass breakups across 17 games with 12 starts.
- Prior to Fresno State, spent one season at Riverside City College where he recorded 45 tackles, one fumble recovery, two interceptions and 11 pass breakups in 13 games.
- Spent two seasons with Southern Utah where he recorded 36 tackles, three interceptions and one fumble recovery across 16 games.

**CALEB JOHNSON****40 • Linebacker**

5-11 • 228 • 7/14/1998

College: Miami

Renegades: 1st Year



- Signed with the Renegades in Nov. 2024.
- **Prior to the Renegades**
- Signed a futures contract with the Cleveland Browns in Jan. 2024 where he went to training camp with the team then was released at the roster cutdown date.
- Signed with the N.Y. Jets as an undrafted free agent after the 2023 NFL draft and spent time with the Jets, Arizona Cardinals and Pittsburgh Steelers practice squads.
- Began college career at Fullerton JC, totaling 41 tackles and 5.5 sacks as a rookie, then transferred to Texas in 2018 but didn't see much action before transferring to UCLA where he tallied 89 tackles, 5.5 sacks and two interceptions with the Bruins in two seasons before transferring to Miami to close out his collegiate career with 48 tackles and 1.5 sacks for the Hurricanes.

**LUCAS HAVRISIK****43 • Kicker**

6-2 • 185 • 9/29/1999

College: Arizona

Renegades: 1st Year



- Signed with the Renegades on Dec. 5, 2025.
- **Prior to the Renegades**
- Signed a futures contract in 2024 with the Cleveland Browns then was released after training camp and later signed in October to the Buffalo Bills practice squad then was waived.
- Started the 2023 season with the Indianapolis Colts but was waived during final roster cuts at the conclusion of training camp then signed to the Cleveland Browns' practice squad. Signed to the LA Rams active roster after veteran Brett Maher was released. Made his first field goal for the Rams in Week 8 against the Dallas Cowboys then kicked a 22-yard game winner in Week 11 against the Seattle Seahawks.
- Signed to the Indianapolis Colts practice squad in Sept. 2022 was released six days later then signed a futures deal with the Colts for the 2023 season.
- Made 34 field goals and 73 extra points across 54 games in five seasons at Arizona.



## ★ ARLINGTON RENEGADES 2025 PLAYER BIOS, CONT. ★

**DURRELL JOHNSON**

44 • Defensive End

6-3 • 251 • 6/26/1998  
 College: Liberty  
 Renegades: 1st Year



- Signed with the Renegades in Dec. 2025.
- **Prior to the Renegades**
- Signed with the Dallas Cowboys as a 2024 future, spent training camp with the team then was placed on Reserve/Injured at the end of training camp before being released by the Cowboys in Oct.
- Signed with Dallas as an undrafted free agent after the 2023 NFL draft, went to training camp with the team, released at the roster cutdown date then signed to the Cowboys practice squad for the season.
- Played 32 games over three years at Liberty, totaling 120 tackles, 17.5 sacks, 44 tackles for loss, two interceptions, six pass breakups and three fumble recoveries. Was a two-time all-conference honoree and JUCO All-American at ASA College in Brooklyn, N.Y., prior to transferring to Liberty.
- Teammates in Dallas for two seasons with fellow Renegade, David Durden.

**MYLES DORN**

46 • Defensive Back

6-1 • 214 • 6/25/1998  
 College: North Carolina  
 Renegades: 1st Year



- **2024**
- Finished the season with 38 tackles, four pass breakups and two interceptions across nine games.
- Picked off SA QB, Quinten Dormady in Week Five.
- Signed with the Renegades on Jan. 24, 2024.
- **Prior to the Renegades**
- Signed a futures contract with the Carolina Panthers for the 2023 season but was released prior to training camp where he then signed with the Miami Dolphins in the middle of 2023 training camp but was waived/injured in Aug. and placed on Reserve/Injured.
- Signed with the Minnesota Vikings as an undrafted free agent after the 2020 NFL Draft where he appeared in 14 games, making five tackles, across three seasons.
- Finished collegiate career at North Carolina with 241 tackles, 10.5 tackles for loss, six interceptions, 21 pass breakups, one forced fumble and two fumble recoveries.
- Father, Torin, was a defensive back at North Carolina and spent seven seasons in the NFL.
- Brother, Torin Jr., played basketball at North Carolina State.

**J.D. DIRENZO**

53 • Guard

6-6 • 315 • 6/27/1998  
 College: Rutgers  
 Renegades: 1st Year



- **2024**
- Traded to the Arlington Renegades after Week 4 of the regular season by the Memphis Showboats.
- **Prior to the Renegades**
- Signed with the Carolina Panthers as a UDFA prior to the 2023 NFL season.
- Saw action in three games with the Panthers, while spending the other portions of the season on the practice squad, before being waived with an injury designation in Jan. 2024.
- Finished his collegiate career at Rutgers, starting all 12 games and earning his team's most valuable offensive player honor.
- Started 40 games at Sacred Heart before transferring to Rutgers.
- Earned FCS All-America honors in 2020 and Third Team All-America recognition in 2021 for the Pioneers.

**WILL CLARKE**

45 • Linebacker

6-1 • 271 • 5/4/1991  
 College: West Virginia  
 Renegades: 3rd Year



- **2024**
- Started nine of ten regular season games where he notched 24 tackles and 2.0 sacks.
- **2023**
- Started nine regular season games for the Renegades in 2023 where he recorded 19 tackles and 4.0 sacks.
- Member of 2023 XFL Championship Team.
- Drafted by the Arlington Renegades of the XFL for the 2023 season.
- **Prior to the Renegades**
- Had a tryout with the Detroit Lions towards the end of 2020 training camp where he then signed with the team but was released at the conclusion of camp at the roster cutdown date. Spent time with the New Orleans Saints practice squad during the 2020 season but saw no action.
- Signed with the St. Louis BattleHawks of the XFL in Dec. 2019 where he spent time with the team, appearing in three games to record eight tackles and one sack, before the league wide shutdown in 2020.
- Signed with Tampa Bay for the 2018 season, was released at the roster cut down date after training camp then re-signed with the team where he saw action in three games before being released in October.
- Waived by Cincinnati in 2017 at the training camp roster cutdown date and was claimed by the Tampa Bay Buccaneers. Saw action in 15 games for the Buccaneers, tying a career-high 15 tackles while also adding 2.5 sacks, one fumble recovery and a pass breakup.
- Played in 16 games for Cincinnati in 2016, recording a career-high 15 tackles, 4.0 sacks and one pass breakup.
- Appeared in 12 games for the Bengals during the 2015 season, registering four tackles, a half sack and one pass breakup.
- Drafted by the Cincinnati Bengals in the third round (88th overall) of the 2014 NFL draft where he appeared in seven games as a rookie, tallying three tackles and one fumble recovery.
- Appeared in 41 games across four seasons at West Virginia where he accumulated 112 tackles and 9.5 sacks.

**ANTONIO ORTIZ**

49 • Long Snapper

6-4 • 247 • 1/25/2000  
 College: TCU  
 Renegades: 3rd Year



- **2024**
- Played in all 10 games as the teams long snapper.
- **2023**
- Key contributor of the special teams unit, serving as the teams long snapper in all games.
- Member of the 2023 XFL Championship team.
- Selected in round two, pick 16, of the Specialists Phase of XFL Draft in 2023.
- **Prior to the Renegades**
- Invited to the Chicago Bears and Dallas Cowboys 2022 rookie mini-camps. Signed with the Bears, went to training camp with the team then was waived midway through camp.
- Four-year starter, appearing in 44 games at TCU from 2018-2021 and was a semifinalist for 2021 Patrick Mannelly Award, given to nation's best long snapper.
- Works as a snapping instructor in spare time.
- Twin brother, Marco is a long snapper for the Roughnecks.
- Father, Fred, is an architect for the stadium design firm HKS and was involved in the design of Globe Life Field.

**WILLIE TAYLOR III**

50 • Linebacker

6-4 • 246 • 7/7/1999  
 College: Eastern Kentucky  
 Renegades: 3rd Year



- **2024**
- Saw action in all 10 games for the Renegades where he recorded 17 tackles, three tackles for loss and one sack.
- **2023**
- Posted 13 tackles, eight tackles for loss, two forced fumbles and one interception.
- Member of 2023 XFL Championship Team.
- Signed with the Jacksonville Jaguars as an undrafted rookie free agent in 2023 after his time with Arlington. Attended training camp with the team then was waived at the roster cutdown date.
- **Prior to the Renegades**
- Started all 12 games in his final collegiate season at Eastern Kentucky where he recorded 37 tackles, six tackles for loss, 2.0 sacks and three pass breakups in 2022.
- Prior to his time as a Colonel, spent four seasons at Washington State where he posted 55 tackles, 9.5 sacks, one interception, three pass breakups and five forced fumbles for the Wildcats across 40 games.

**GARRETT MCGHIN**

55 • Tackle

6-6 • 320 • 10/13/1995  
 College: East Carolina  
 Renegades: 3rd Year



- **2024**
- Placed on Reserve/Injured during training camp Mar. 2, 2024 and missed the entire season due to injury.
- **2023**
- Key contributor of the offensive line and was a member of the 2023 Renegades XFL Championship team.
- Spent the end of 2023 training camp with the Buffalo Bills then was released at the roster cutdown date.
- **Prior to the Renegades**
- Signed with the New York Giants during training camp in 2022 then was waived at the roster cutdown date and signed to the teams practice squad. Released from the Giants on Sept. 1.
- Selected in the fifth round of the 2022 USFL draft by the New Jersey Generals and spent the season with their offensive unit.
- Signed a futures deal in 2021 with the Jacksonville Jaguars, attended camp then was released at the roster cutdown.
- Spent time in 2020 with the Panthers then Bills before Jacksonville claimed him off waivers during training camp. Released by the Jaguars at the roster cutdown date then signed to their practice squad later in the season.
- Signed with the Buffalo Bills as an undrafted free agent after the 2019 NFL draft but was placed on Reserve/Injured during training camp and released at the roster cutdown date. Signed to the Carolina Panthers practice squad on Nov. 12 where he was elevated for two games before being placed on Reserve/Injured on Dec. 19 for the remainder of the season.
- Played in 48 games with East Carolina over five years as a Pirate where he showed his versatility by seeing time at tackle, guard and center.





## ★ ARLINGTON RENEGADES 2025 PLAYER BIOS, CONT. ★

**JERROD CLARK**

56 • Defensive Tackle

6-4 • 333 • 11/16/1999  
 College: Coastal Carolina  
 Renegades: 1st Year




- Signed with the Renegades during Week 9 of the regular season. **Prior to the Renegades**
- Signed a reserve/future contract with the Carolina Panthers in Jan. 2024, but was later waived in May.
- Signed to the Los Angeles Chargers as an undrafted rookie free agent after the 2023 NFL Draft, was waived by August, and re-signed to the practice squad. He was later cut in August 2024.
- Spent three seasons at Coastal Carolina, where he recorded 105 tackles, 19 tackles for loss, 7.5 sacks, three pass deflections, and one blocked kick across 38 games.

**ADRIAN EALY**

59 • Tackle (IR)

6-6 • 321 • 8/7/1999  
 College: Oklahoma  
 Renegades: 2nd Year



- 2024**
- Played in all 10 regular season games, making six starts.
- Selected by Arlington in 2024 after spending the previous season with the Seattle Sea Dragons.
- Prior to the Renegades**
- Drafted in 2023 by the Seattle Sea Dragons.
- Spent 2022 training camp with the LA Rams then the Pittsburgh Steelers before being released at the roster cutdown.
- Signed with the Baltimore Ravens as an undrafted free agent after the 2021 NFL Draft then released and signed to their practice squad at the conclusion of training camp. Spent brief stints with Denver, LA Rams, Baltimore and Green Bay's practice squads for the remainder of the 2021 season.
- Started in 23 games in his final two seasons at Oklahoma where he earned Second Team All-Big 12 honors in 2019 and 2020.
- Four-star recruit in high school, ranked as the fourth best player in the state of Louisiana (Rivals).

**RICKEY LEE**

63 • Tackle

6-5 • 305 • 4/8/1998  
 College: North Carolina A&T  
 Renegades: 1st Year



- Signed with the Renegades on Jan 14, 2025. **Prior to the Renegades**
- Started the 2024 season with Carolina but was released by the Panthers after training camp at the roster cut down date. Spent the rest of the 2024 season as a member of Minnesota, Cleveland and N.Y. Giants practice squads.
- Signed with Carolina Panthers as an undrafted free agent after the 2023 NFL Draft where he made the teams final roster. Appeared in six games, primarily contributing on special teams.
- Began collegiate career at North Carolina Central starting in 23 games across two seasons at right tackle before transferring to North Carolina A&T where he started every game over the next two seasons as an Aggie.

**MARCUS MINOR**

65 • Guard

6-4 • 310 • 7/8/1999  
 College: Pittsburgh  
 Renegades: 2nd Year



- 2024**
- Appeared in nine games for the Renegades on the offensive line.
- Selected by Arlington in the 2024 NFL Draft. **Prior to the Renegades**
- Invited to the Baltimore Ravens 2023 rookie minicamp.
- Started all 26 games at left guard at Pittsburgh where he earned First Team All-ACC honors at Pitt in his senior campaign. Attended Maryland prior to Pittsburgh where he played in 26 games, making 17 starts on the offensive line over four seasons and was a three-time Academic All-Big Ten.
- Ranked as the No. 5 overall high school prospect in Maryland.

**JAKE JOHANNING**

66 • Guard

6-2 • 290 • 2/12/2000  
 College: Furman  
 Renegades: 1st Year



- Signed with the Renegades on Jan. 22, 2025. **Prior to the Renegades**
- Signed with the Las Vegas Raiders as an undrafted free agent after the 2024 NFL draft and went to training camp with the team where he suffered an injury that landed him on Reserve/Injured for the entire season. Released by the Raiders after the 2024 season.
- Played five seasons at Furman where he started 39 games and was a two-time consensus first-team all-conference selection and two-time All-American.

**MATT FARNIOK**

71 • Center

6-5 • 316 • 9/26/1997  
 College: Nebraska  
 Renegades: 1st Year



- Claimed off the waiver by the Renegades after 2025 training camp roster cuts. **Prior to the Renegades**
- Started 2025 UFL training camp with the Birmingham Stallions.
- Spent all of 2023 on the practice squads for the Chicago Bears and Detroit Lions before being waived by Detroit this past summer.
- Selected by the Dallas Cowboys in the seventh round of the 2021 NFL Draft, played in 19 games over his two seasons with the Cowboys.
- Played collegiately at Nebraska, logging playing time in 39 games with 36 starts for the Cornhuskers.
- Named the South Dakota Gatorade Player of the Year and the USA Today South Dakota Player of the Year, and was a first-team Parade All-American.

**SPENCER ROLLAND**

72 • Tackle

6-6 • 306 • 9/1/1999  
 College: North Carolina  
 Renegades: 1st Year



- Signed with the Renegades in Jan. 2025 where he then spent training camp with the team before being released at the roster cut down date.
- Re-signed with Arlington during Week 9 of the regular season. **Prior to the Renegades**
- Signed with the Minnesota Vikings as an undrafted free agent after the 2024 NFL draft where he went to training camp with the team then was released at the roster cut-down date. Signed to the Green Bay Packers practice squad on Oct. 15 and was released by the team in Dec.
- Started his collegiate journey for Harvard for three seasons where he saw action in all 10 games his redshirt sophomore season before transferring to North Carolina for his final two seasons of collegiate eligibility where he started all 26 games on the offensive line and was named Honorable Mention All-ACC and a William V. Campbell Trophy Semifinalist in his final season.

**ALEX AKINGBULU**

75 • Tackle

6-5 • 300 • 12/28/1997  
 College: Fresno State  
 Renegades: 1st Year



- Claimed off the waiver by the Renegades after 2025 training camp roster cuts. **Prior to the Renegades**
- Started 2025 UFL training camp with the Birmingham Stallions.
- Re-signed with the Washington Commanders prior to the start of the 2024 NFL season, missed the entirety of the year due to injury. Waived with an injury designation in August of 2024 by Washington.
- Spent the 2022 and 2023 seasons on the Commanders' practice squad as an undrafted free agent.
- A member of the Philadelphia Stars in the 2022 USFL season, played five games at left tackle for the Stars on the way to a USFL Championship Game appearance.
- Began his collegiate career at UCLA before transferring to Fresno State for his final three years of college.
- A first-team All Mountain West member in 2021, he saw action in 23 total games during his college career, starting all 13 games of the Bulldogs' 2021 season at right tackle.

**SAL CANNELLA**

80 • Tight End

6-4 • 230 • 12/2/96  
 College: Auburn  
 Renegades: 3rd Year



- 2024**
- Appeared in all ten games in 2024, reeling in 53 receptions for 496 yards and six touchdowns.
- Signed with the Tampa Bay Buccaneers during 2024 NFL training camp but was released at the roster cutdown date. **2023**
- Saw action in all 10 regular season games, catching 42 passes for 415 yards.
- Member of the 2023 Renegades XFL Championship team.
- Drafted seventh overall in the Skill Positions Phase of the 2023 XFL Draft by Arlington, the first tight end selected in the draft.
- Signed with Seattle during 2023 NFL training camp but was waived at the roster cutdown date. Hosted for a workout with Minnesota in Oct. **Prior to the Renegades**
- Signed with the Green Bay Packers during 2022 training camp but released at the roster cut down date.
- Drafted No. 2 overall in the tight ends phase of the 2022 USFL draft by the Orlando Breakers where he accumulated 34 receptions for 368 yards and two touchdowns, earning All-USFL team honors.
- Signed with the Miami Dolphins during 2021 training camp but was released at the roster cut down date.
- Returned to the Generals for the Generals in 2021, catching eight passes for 97 yards. Earned an invite to the Chicago Bears mini-camp after the season.
- Spent the 2020 season with the Spring League playing for the TSL Generals and was instrumental in their championship winning game, catching five passes for 66 yards and one touchdown in the championship. Had a workout with the Indianapolis Colts but did not sign with the team.
- Went undrafted after the 2020 NFL draft but did not sign with a team.
- Attended Scottsdale community college for two seasons before transferring to Auburn for his final three seasons of collegiate eligibility where he recorded 25 receptions for 330 yards and five touchdowns in 37 games as a Tiger.





## ★ ARLINGTON RENEGADES 2025 PLAYER BIOS, CONT. ★

**DAMON SHEEHY-GUISEPPI****81 • Wide Receiver**

6-0 • 181 • 2/15/1995  
 College: Phoenix  
 Renegades: 1st Year



- Signed with the Renegades in Dec. 4, 2024.
- Prior to the Renegades**
- Signed with the Legnano Frogs of the Italian Football League for the 2023 season where he scored two touchdowns in a game. Led the league in receptions, yards, and receiving touchdowns and was named the Italian Football League 2024 Offensive Player of the Year.
- Signed by the Arkansas Attack from Major League Football in 2022 but the season was canceled during training camp.
- Signed by the CFL's Ottawa Redblacks in 2021 but never played in a regular season game.
- Selected by the Alphas of the Spring League but the league folded in 2021.
- Drafted by the New York Guardians in the XFL supplemental draft for the 2020 season but was placed on Reserve/Injured for most of the season.
- Attended two Cleveland Browns workouts in 2019, signed with the team for training camp, returned a punt 86 yards for a touchdown in the Browns first preseason game but was released by the team at the cutdown date.
- Began his college career running track but then turned to football at Phoenix College and served as the teams primary returner, leading the nation in kick return yardage (1,278) and touchdowns (four).

**CURTIS HODGES****86 • Tight End**

6-7 • 258 • 7/3/1999  
 College: Arizona State  
 Renegades: 1st Year



- Signed with the Renegades on Dec. 5, 2025.
- Prior to the Renegades**
- Signed with the Carolina Panthers during 2024 training camp but waived with an injury designation two days later.
- Signed with the Washington Commanders as an undrafted free agent after the 2022 NFL draft. Spent two stints on injured reserve with a back injury and released after the season.
- Accumulated 36 receptions for 601 yards and four touchdowns across 41 games in five years at Arizona State.

**SETH GREEN****87 • Tight End**

6-3 • 242 • 2/14/98  
 College: Houston  
 Renegades: 2nd Year



- 2024**
- Saw action in all 10 games where he tallied 11 receptions for 86 yards and one touchdown while also adding two carries for three yards.
- Selected by Arlington in the XFL Dispersal Draft in January 2024, after signing a letter of intent with the Houston Roughnecks.
- Prior to the Renegades**
- Signed a futures deal for 2023 with Dallas, went to training camp with the team then was waived at the roster cut down date.
- Signed with the Houston Texans as an undrafted free agent after the 2022 NFL Draft where he was with the team through training camp then released at the roster cutdown date and signed to the Cowboys practice squad in Oct. of 2022.
- Recorded 13 receptions for 157 yards across 14 games at Houston.
- Tallied 114 attempts for 388 yards and 15 touchdowns while also adding six receptions for 83 yards across 32 games in three seasons at Minnesota. Earned Academic All-Big Ten honors in 2020.

**IKENNA ENECHUKWU****91 • Defensive End**

6-4 • 76 • 1/24/2000  
 College: Rice  
 Renegades: 1st Year



- Acquired from a trade with San Antonio during the regular season.
- Prior to the Renegades**
- Signed with the San Antonio Brahmas of the UFL in Sept. 2024. He appeared in only three games, recording four tackles.
- Signed to the Atlanta Falcons as an undrafted free agent in 2023, later being placed on injured reserve for the 2023 season. He was later released in April 2024.
- Spent four seasons at Rice, where he recorded 122 tackles, 23 tackles for loss, 10.5 sacks, two forced fumbles, and one fumble recovery across 41 games.

**KYON BARRS****92 • Nose Tackle**

6-1 • 301 • 11/9/2001  
 College: USC  
 Renegades: 1st Year



- Signed with the Renegades in Dec. 2024.
- Prior to the Renegades**
- Signed with the Seattle Seahawks as an undrafted free agent towards the conclusion of training camp in 2024 and spent a month with the team.
- Registered 18 tackles in 13 games in his final season with USC but before that appeared in 38 games for Arizona, recording 102 tackles, 12.5 tackles for loss and 5.0 sacks.

**CHRIS ODOM****93 • Defensive End**

6-4 • 260 • 9/16/94  
 College: Arkansas State  
 Renegades: 1st Year



- Signed with the Renegades on Feb. 24, 2025.
- Prior to the Renegades**
- Spent 2023 with the Houston Roughnecks of the USFL where he recorded 32 tackles and 5.0 sacks and was named to the All-UFL team.
- Signed with the Cleveland Browns during 2022 training camp then placed on Reserve/Injured with an injury in late August.
- Drafted by the Houston Gamblers of the USFL in 2022 in the second round.
- Spent 2021 with Calgary Stampeders of the CFL.
- Signed to the Washington Redskins practice squad in Sept. 2019, then signed to the active roster where he finished the season with 10 tackles, 2.0 sacks and a forced fumble in 47 defensive snaps.
- Signed a two-year contract with the Falcons in 2019, went to training camp with the team then was waived at the roster cut down date.
- Joined the 2018 Salt Lake Stallions of the AAF.
- Claimed by the Packers off waivers and spent 2017 season with Green Bay before being released after 2018 training camp.
- Signed with the Atlanta Falcons as an undrafted free agent after the 2017 NFL draft, went to training camp with the team, then was released at the roster cutdown date.

**AMAI BLEDSOE****95 • Defensive End**

6-5 • 280 • 92/6/1998  
 College: Oklahoma  
 Renegades: 1st Year



- Signed with the Renegades on Jan. 23, 2025.
- Prior to the Renegades**
- Spent time with Cincinnati, Tennessee and Atlanta over the next three seasons, recording 18 tackles and three pass breakups across 19 games.
- Signed with the Tennessee Titans as an undrafted free agent after the 2019 NFL Draft but was waived during final roster cuts and then re-signed to the teams practice squad for the remainder of the season.
- Finished collegiate career at Oklahoma with 59 tackles, 7.5 tackles for loss and 4.0 sacks.

**LARON STOKES****97 • Nose Tackle**

6-4 • 278 • 11/18/1997  
 College: Oklahoma  
 Renegades: 2nd Year



- 2024**
- Appeared in nine games where he tallied 29 tackles, three tackles for loss, one sack and one pass breakup.
- Selected in the XFL Dispersal Draft in January 2024, after spending the previous season with the Vegas Vipers.
- Prior to the Renegades**
- Recorded 28 tackles and two sacks with the XFL's Vegas Vipers in 2023.
- Signed with the Arizona Cardinals as an undrafted free agent in 2022 then was released by the team prior to training camp.
- Played three seasons at Oklahoma where he played in 32 games, making 15 starts to tally 35 tackles, 8.5 tackles for loss, 1.5 sacks and one pass breakup. Attended Northwestern Oklahoma A&M prior to Oklahoma.
- Earned First Team Academic All-Big 12 honors in 2021.
- Home schooled prior to college.



# ARLINGTON RENEGADES

## 2025 PLAYER BIO UPDATES

### 15 Holton Ahlers, QB

Games/Starts: 2025-8/0

**vs. San Antonio (3/29):** Active for his 11th career game as a Renegade, saw limited action.  
**vs. Houston (4/6):** Did not play.  
**at Birmingham (4/11), vs. St. Louis (4/19), vs. DC (4/27), at St. Louis (5/2):** Saw limited action.  
**vs. Michigan (5/10):** Recorded one carry for four yards.  
**at DC (5/18):** Recorded one carry for one yard and a touchdown.  
**at Memphis (5/24):** Went 1-for-1 for two yards and a touchdown.

### 75 Alex Akingbulu, T

Games/Starts: 2025-7/1

**vs. San Antonio (3/29):** In his first year with the Renegades, saw limited action on some offensive snaps.  
**vs. Houston (4/6):** Inactive.  
**at Birmingham (4/11):** Saw action.  
**vs. St. Louis (4/19):** Contributed as a reserve.  
**vs. DC (4/27):** Inactive.  
**at St. Louis (5/2), vs. Michigan (5/10), and at DC (5/18):** Saw action on the offensive line.  
**at Memphis (5/24):** Saw his first start of the season.

### 4 Kalen Ballage, RB

Games/Starts: 2025-6/5

- Placed on Reserve/Injured with a shoulder injury during Week 7.

**vs. San Antonio (3/29):** Made a splash in his first Renegades start, finishing with nine carries for 110 rushing yards, one reception for nine yards, and a rushing touchdown. Set UFL longest-run record in his 77 yard touchdown run.  
**vs. Houston (4/6):** In his second start of the year, he recorded 12 carries for 48 yards and one reception.  
**at Birmingham (4/11):** In his third start, he ended the game recording 16 carries for 41 yards, one reception for 15 yards, and one 34-yard kickoff return.  
**vs. St. Louis (4/19):** In his fourth start, he finished with nine carries for 11 yards, while hauling in three receptions for 22 yards, and one kick return for 17 yards.  
**vs. DC (4/27):** In his fifth start, he recorded 10 carries for 79 and a touchdown, while adding on three receptions for a loss of four yards, and three kick returns for 81 yards.  
**at St. Louis (5/2):** Recorded nine carries for 30 yards, also adding in one reception for four yards, and one kickoff return for 29 yards.

### 92 Kyon Barrs, NT

Games/Starts: 2025-9/9

**vs. San Antonio (3/29):** First start as a Renegades, recorded one solo tackle.  
**vs. Houston (4/6):** In his second start, he recorded two tackles.  
**at Birmingham (4/11):** Notched his third start of the season and added three total tackles.  
**vs. St. Louis (4/19):** Recorded six total tackles in his fourth.  
**vs. DC (4/27):** In his fifth start, he finished with one solo tackle.  
**at St. Louis (5/2):** Recorded two solo tackles in his sixth start.  
**vs. Michigan (5/10):** Notched one tackle.  
**at DC (5/18):** Tailed three tackles.  
**at Memphis (5/24):** Recorded two tackles, including one sack, and one pass breakup.

### 95 Amani Bledsoe, DE

Games/Starts: 2025-9/9

**vs. San Antonio (3/29):** First career start as a Renegade, recorded two total tackles, including one solo tackle and a tackle for loss.  
**vs. Houston (4/6):** Saw action in his second start of the season.  
**at Birmingham (4/11):** In his third start, he ended the game with three total tackles.  
**vs. St. Louis (4/19):** Recorded six total tackles in his fourth start.  
**vs. DC (4/27):** In his fifth start, he recorded one total tackle.  
**at St. Louis (5/2):** Recorded one total tackle and a half sack, in his sixth start.  
**vs. Michigan (5/10):** Recorded four tackles, including one sack and two tackles for loss.  
**at DC (5/18):** Saw action in his eighth start.  
**at Memphis (5/24):** Recorded four tackles and one tackle for loss in his ninth start.

### 24 Nico Bolden, S

Games/Starts: 2025-7/0

**vs. San Antonio (3/29):** Inactive.  
**vs. Houston (4/6):** Saw action in his first game as a Renegade.  
**at Birmingham (4/11):** Saw action.  
**vs. St. Louis (4/19):** Recorded two solo tackles.  
**vs. DC (4/27):** Tallied two solo tackles.  
**at St. Louis (5/2):** Notched one solo tackle.  
**vs. Michigan (5/10):** Recorded one tackle and a fumble recovery.  
**at DC (5/18):** Inactive.  
**at Memphis (5/24):** Tallied two tackles.

### 21 Deontay Burnett, WR

Games/Starts: 2025-9/7

**vs. San Antonio (3/29):** In his first start of the 2025 season, finished the day with two receptions for 19 yards.  
**vs. Houston (4/6):** In his second start of the season, he ended the day with three receptions for 27 yards and a touchdown, his first score of the year.  
**at Birmingham (4/11):** Recorded four receptions for 30 yards.  
**vs. St. Louis (4/19):** Recorded one reception for nine yards before suffering a ribs injury in the first half that kept him out for the remainder of the game.  
**vs. DC (4/27):** Led the team in receiving yards, tallying three receptions for 78 yards and a touchdown.  
**at St. Louis (5/2):** In his fifth start, he recorded two receptions for 27 yards.  
**vs. Michigan (5/10):** Recorded four receptions for 45 yards.  
**at DC (5/18):** Tied for the team lead in receptions and yards, recording six catches for 64 yards.  
**at Memphis (5/24):** Tallied four receptions for 42 yards and a touchdown in his seventh start.

### 80 Sal Cannella, TE

Games/Starts: 2025-9/9

**vs. San Antonio (3/29):** In his third year as a Renegade, recorded five catches for 45 yards, leading the team in both categories for the day.  
**vs. Houston (4/6):** In his second start of the season, he recorded two catches for 39 yards.  
**at Birmingham (4/11):** In his third start of the year, he recording six receptions for 52 yards, leading the team in both categories.



Sal Cannella, cont.

- vs. St. Louis (4/19):** Led the team in receiving yards, registering three receptions for 35 yards in his fourth start of the season.
- vs. DC (4/27):** Led the team in receptions, finishing with six for 23 yards.
- at St. Louis (5/2):** In his sixth consecutive start, he recorded two receptions for 14 yards and one solo tackle.
- vs. Michigan (5/10):** In his seventh start, he finished with six receptions for 92 yards and a touchdown.
- at DC (5/18):** Tied in leading the team in receptions and yards, recording six receptions for 64 yards.
- at Memphis (5/24):** Recorded three receptions for 25 yards, in his ninth start.

## 22 Jamal Carter, DB

Games/Starts: 2025-6/2

- vs. San Antonio (3/29):** Starting defensive-back in his third season with the Renegades, recording one solo tackle.
- vs. Houston (4/6), at Birmingham (4/11) and vs. St. Louis (4/19):** Inactive.
- vs. DC (4/27):** Recorded two tackles, including one solo tackle.
- at St. Louis (5/2):** Recorded four tackles, including two solo tackles.
- vs. Michigan (5/10):** Notched three tackles and one forced fumble.
- at DC (5/18):** Recorded one tackle in his second start.
- at Memphis (5/24):** Tallied one tackle.

## 33 Taco Charlton, DE

Games/Starts: 2025-6/0

- Signed with the Arlington Renegades during Week 4 of the regular season.
- vs. St. Louis (4/19):** Recorded five tackles and one tackle for loss in his first career game as a Renegade.
- vs. DC (4/27):** Saw action.
- at St. Louis (5/2):** Played a major defensive role, recording three tackles, including two solo tackles, a half sack, and one force fumble.
- vs. Michigan (5/10):** Recorded one tackle.
- at DC (5/18):** Saw action on the defensive line.
- at Memphis (5/24):** Recorded one tackle.

## 45 Will Clarke, LB

Games/Starts: 2025-9/8

- vs. San Antonio (3/29):** Had his 19th start with the Renegades, recording three total tackles, including two solo tackles and one sack.
- vs. Houston (4/6):** Saw action, recording three solo tackles, including one tackle for loss.
- at Birmingham (4/11):** Recorded his 20th start with the Renegades, second of the season.
- vs. St. Louis (4/19):** In his third start of the season, he ended the game with five solo tackles, including one sack.
- vs. DC (4/27) and at St. Louis (5/2):** Saw action in his fourth and fifth start.
- vs. Michigan (5/10):** Recorded three tackles in his sixth start.
- at DC (5/18):** Saw action in his seventh start.
- at Memphis (5/24):** Notched three tackles, one sack and two tackles for loss in his eighth start.

## 2 Chris Claybrooks, CB

Games/Starts: 2025-7/3

- vs. San Antonio (3/29):** Recorded two solo tackles, including one tackle for loss.
- vs. Houston (4/6):** Notched three solo tackles.
- at Birmingham (4/11):** Tallied two total tackles, including one solo tackle, one pass breakup, and one returned kickoff for 19 yards.
- vs. St. Louis (4/19):** Recorded one solo tackle, one interception, and one pass breakup, while returning two kickoffs for 56 total yards.
- vs. DC (4/27):** Inactive/Injured.
- at St. Louis (5/2):** Saw action in his first start of the season.
- vs. Michigan (5/10):** In his second start, he recorded four tackles.
- at DC (5/18):** Recorded one tackle, while tailing one kick return for 15 yards.
- at Memphis (5/24):** Inactive.

## 53 J.D. DiRenzo, G

Games/Starts: 2025-4/3

- Traded to the Arlington Renegades after Week 4 of the regular season, by the Memphis Showboats.
- at St. Louis (5/2):** Saw action on the offensive line in his first start of the season, recording one solo tackle.
- vs. Michigan (5/10):** Key contributor on the offensive line.
- at DC (5/18):** Made his second start of the season.
- at Memphis (5/24):** Saw action in his third start.

## 46 Myles Dorn, DB

Games/Starts: 2025-8/7

- vs. San Antonio (3/29):** Had his first start of the 2025 season, recording four total tackles, including three solo tackles.
- vs. Houston (4/6):** In his second start of the year, he ended the day with four total tackles, including one for loss, and one pass breakup.
- at Birmingham (4/11):** Inactive.
- vs. St. Louis (4/19):** Tallied three solo tackles and one sack, in his third start of the season.
- vs. DC (4/27):** In his fourth start, he recorded five total tackles, including three solo tackles, and one pass breakup.
- at St. Louis (5/2):** Led the defensive in tackles, recording seven solo tackles and one tackle for loss.
- vs. Michigan (5/10):** In his fifth start, he tallied three tackles and one pass breakup.
- at DC (5/18):** Recorded four tackles in his sixth start.
- at Memphis (5/24):** Notched four tackles and one pass breakup in his seventh start.

## 59 Adrian Ealy, T

Games/Starts: 2025-8/7

- vs. San Antonio (3/29):** Had his seventh start as a Renegade, recording several offensive snaps.
- vs. Houston (4/6):** In his second start of the season, saw action on several offensive snaps.
- at Birmingham (4/11):** Saw action at tackle in his third start of the season.
- vs. St. Louis (4/19):** Saw action in his fourth start of the season.
- vs. DC (4/27) and at St. Louis (5/2):** Recorded many offensive snaps in his fifth and sixth start.
- vs. Michigan (5/10):** Recored several offensive snaps in his seventh start.
- at DC (5/18):** Inactive.
- at Memphis (5/24):** Saw action on the offensive line.

## 91 Ikenna Enechukwu, DE

Games/Starts: 2025-1/0

- at Memphis (5/24):** Tailed three tackles in his first game as a Renegade.

## 71 Matt Farniok, C

Games/Starts: 2025-9/4

- vs. San Antonio (3/29):** In his first year with the Renegades, saw action on many offensive snaps.
- vs. Houston (4/6):** In his first start of the year, saw action on several offensive snaps.
- at Birmingham (4/11):** Saw action.
- vs. St. Louis (4/19):** Contributed on the offensive line.
- vs. DC (4/27):** Saw action.
- at St. Louis (5/2):** Saw action, recording one solo tackle.
- vs. Michigan (5/10) and at DC (5/18):** Key contributor on the offensive line in his second and third start.
- at Memphis (5/24):** Saw action on the offensive line in his fourth start.



## 87 Seth Green, TE

Games/Starts: 2025-9/2

**vs. San Antonio (3/29):** Saw action in the game, recording two receptions for 13 total receiving yards, and one passing attempt.  
**vs. Houston (4/6):** Tallied one reception for 12 yards.  
**at Birmingham (4/11):** Made his first start of the 2025 season, recording one solo tackle.  
**vs. St. Louis (4/19):** Recorded one catch for 24 yards and one carry for one yard.  
**vs. DC (4/27):** Recorded two receptions for 22 yards, while adding one carry for one yard.  
**at St. Louis (5/2) and vs. Michigan (5/10):** Saw action but recorded no statistics.  
**at DC (5/18):** Recorded two receptions for 43 yards.  
**at Memphis (5/24):** Notched two receptions for two yards and a touchdown.

## 5 Ajene Harris, CB

Games/Starts: 2025-9/9

**vs. San Antonio (3/29):** In his first start of the 2025 season, he finished with two solo tackles, and one pass breakup.  
**vs. Houston (4/6):** Had a very productive day in his second start of the year, finishing with one interception, three solo tackles, and two pass breakups.  
**at Birmingham (4/11):** In his third start of the year, he led the team in solo and total tackles, recording seven tackles, including six solo tackles, one fumble recovery, and one pass breakup. He also had one returned kickoff for 34 yards.  
**vs. St. Louis (4/19):** In his fourth start, he recorded eight total tackles, including seven solo tackles and a tackle for loss, two pass breakups, and one 102-yard interception returned for a touchdown. Named Ortho Defensive Player of the Week by the league for his performance against St. Louis.  
**vs. DC (4/27):** Tallied with six solo tackles, including one tackle for loss, one forced fumbled, two pass breakups, and one interception. Named Ortho Defensive Player of the Week by the UFL for the second straight week for his performance against DC.  
**at St. Louis (5/2):** Recorded seven tackles, including six solo tackles, one tackle for loss, and one pass breakup in his sixth start.  
**vs. Michigan (5/10):** Led the defense in tackles, recording seven tackles in his seventh start.  
**at DC (5/18):** Recorded one tackle and one pass breakup in his eighth start.  
**at Memphis (5/24):** Notched three tackles and one pass breakup in his ninth start.

## 43 Lucas Havrisik, K

Games/Starts: 2025-9/0

**vs. San Antonio (3/29):** First career start as the Renegades kicker, went 1/1, making a 26-yard field goal in the fourth quarter, recorded six kickoffs (64.8 avg.).  
**vs. Houston (4/6):** Saw action, going 1-of-2 on attempts, making a 27-yard field goal in the first quarter.  
**at Birmingham (4/11):** Had a great kicking outing, going 3-of-3 on field goals from 20, 27, and 33 yards.  
**vs. St. Louis (4/19):** Recorded one special teams tackle.  
**vs. DC (4/27):** Had a fantastic kicking outing, going 3-of-3 on field goals from 39, 42, and 47 yards.  
**at St. Louis (5/2):** Connected on 2-of-3 on field goals from 26 and 46 yards.  
**vs. Michigan (5/10):** Recorded a perfect kicking outing, going 4-for-4 on field goals from 20 and 29 yards, and two from 33 yards.  
**at DC (5/18):** Made all three field goals from 30, 45, and 54 yards.  
**at Memphis (5/24):** Went 2-of-3 in field goals, converting from 27 and 40 yards.

## 86 Curtis Hodges, TE

Games/Starts: 2025-3/2

**vs. San Antonio (3/29), vs. Houston (4/6), at Birmingham (4/11), vs. St. Louis (4/19), vs. DC (4/27), and at St. Louis (5/2):** Inactive.

**vs. Michigan (5/10):** In his first start of the year, he recorded two tackles and one forced fumble.  
**at DC (5/18):** Recorded two tackles and a forced fumble in his second start.  
**at Memphis (5/24):** Notched one tackle.

## 17 Dae Dae Hunter, RB

Games/Starts: 2025-9/4

**vs. San Antonio (3/29):** Tallied 16 carries for 40 total rushing yards.  
**vs. Houston (4/6):** Recorded 14 carries for 70 yards and a pair of receptions for 22 yards.  
**at Birmingham (4/11):** Notched six carries for 29 yards along with two receptions for eight yards.  
**vs. St. Louis (4/19):** Recorded eight carries for 25 yards and a touchdown while also adding two receptions for 17 yards and two kick returns for 34 yards.  
**vs. DC (4/27):** Tallied six carries for 16 yards.  
**at St. Louis (5/2):** Led the offense in rushing and receiving yards, recording 13 carries for 47 yards and five receptions for 41 yards, while adding in one kick return for 22 yards and one solo tackle in his first start.  
**vs. Michigan (5/10):** In his second start, he recorded 18 carries for 35 yards along with four receptions for 39 yards.  
**at DC (5/18):** Recorded 10 carries for 40 yards, adding on six receptions for 49 yards.  
**at Memphis (5/24):** In his fourth start, he recorded 13 carries for 67 yards and three receptions for 23 yards.

## 40 Jake Johanning, G

Games/Starts: 2025-7/4

**vs. San Antonio (3/29):** Made first career start for the Renegades, playing majority of offensive snaps.  
**vs. Houston (4/6):** Saw action on the offensive line, seeing many offensive snaps.  
**at Birmingham (4/11):** Saw action in his second start of the year.  
**vs. St. Louis (4/19):** Recorded his third start of the season on the offensive line.  
**vs. DC (4/27):** Contributed in his fourth start of the year. He also recorded one solo tackle.  
**at St. Louis (5/2) and vs. Michigan (5/10):** Inactive.  
**at DC (5/18):** Recorded one tackle.  
**at Memphis (5/24):** Saw action on the offensive line,

## 40 Caleb Johnson, LB

Games/Starts: 2025-9/1

**vs. San Antonio (3/29):** Recorded one solo tackle.  
**vs. Houston (4/6):** Tallied two tackles.  
**at Birmingham (4/11):** Saw in-game action.  
**vs. St. Louis (4/19):** Recorded two solo tackles.  
**vs. DC (4/27):** Contributed on defense and special teams but recorded no statistics.  
**at St. Louis (5/2):** Recorded three tackles, including one solo.  
**vs. Michigan (5/10):** Saw action but recorded no statistics.  
**at DC (5/18):** Tailed two tackles.  
**at Memphis (5/24):** Notched five tackles and one tackle for loss in his first start of the season.

## 37 Carlton Johnson, CB

Games/Starts: 2025-6/0

**vs. San Antonio (3/29):** Inactive.  
**vs. Houston (4/6):** Saw action in his first game as a Renegade.  
**at Birmingham (4/11):** Saw action.  
**vs. St. Louis (4/19):** Recorded a fumble recovery.  
**vs. DC (4/27):** Recorded two solo tackles, one pass breakup, and returned two kickoffs for 41 yards.  
**at St. Louis (5/2):** Recorded one solo tackle.  
**vs. Michigan (5/10) and at DC (5/18):** Inactive.  
**at Memphis (5/24):** Recorded one pass breakup and a kickoff return for 18 yards.

## 44 Durrell Johnson, DE

Games/Starts: 2025-2/0

**vs. San Antonio (3/29):** Inactive.

**vs. Houston (4/6):** Saw action on defense in his first career game as a Renegade.

**at Birmingham (4/11), vs. St. Louis (4/19), vs. DC (4/27), at St. Louis (5/2), vs. Michigan (5/10), and at DC (5/18):** Inactive.

**at Memphis (5/24):** Recorded three tackles one sack and two tackles for loss.

## 28 Steven Jones Jr., CB

Games/Starts: 2025-9/6

**vs. San Antonio (3/29):** Had his first start of the 2025 season, recording three solo tackles.

**vs. Houston (4/6):** In his second start on the Renegades, he recorded two solo tackles and two pass breakups.

**at Birmingham (4/11):** In his third start of the season, he ended the game recording two solo tackles.

**vs. St. Louis (4/19):** Recorded five solo tackles, including one tackle for loss, in his fourth start of the season.

**vs. DC (4/27):** Tied for the team lead in tackles with seven, including five solo tackles, and one pass breakup.

**at St. Louis (5/2):** Recorded one pass breakup.

**vs. Michigan (5/10):** Recorded one tackle.

**at DC (5/18):** Recorded six tackles, while adding on one kick return for 19 yards.

**at Memphis (5/24):** Recorded three tackles in his sixth start.

## 6 Tony Jones Jr., RB

Games/Starts: 2025-2/0

**at DC (5/18):** Recorded six carries for 36 yards, along with one reception for two yards.

**at Memphis (5/24):** Tallied seven carries for 18 yards.

## 7 Marquette King, P

Games/Starts: 2025-9/0

**vs. San Antonio (3/29):** Recorded two punts for 102 yards (51.1 avg.) with one inside the 20 yard line.

**vs. Houston (4/6):** Tallied five punts for 230 yards (46.0 avg.) with two inside the 20 yard line, including one falling to the two yard line. Named Special Teams Player of the Week for his performance against Houston.

**at Birmingham (4/11):** Registered five punts for 218 yards (43.6 avg.), with three inside the 20-yard line, including one landing on the nine yard line.

**vs. St. Louis (4/19):** Notched seven punts for 336 yards (48.0 avg.), with one inside the 20-yard-line.

**vs. DC (4/27):** Recorded four punts for 173 yards (43.3 avg.), with one inside the 20-yard-line. He also recorded one solo tackle.

**at St. Louis (5/2):** Recorded three punts for 157 yards (52.3 avg.).

**vs. Michigan (5/10):** Tallied two punts for 107 yards (53.5 avg.).

**at DC (5/18):** Notched two punts for 100 yards (50.0 avg.).

**at Memphis (5/24):** Recorded three punts for 132 yards (44.0 avg.), and one carry for 37 yards.

## 63 Rickey Lee, T

Games/Starts: 2025-9/9

**vs. San Antonio (3/29):** Made first career start with the Renegades, playing in many offensive snaps.

**vs. Houston (4/6):** Second start as a Renegade, contributing on the offensive line.

**at Birmingham (4/11):** Saw action in his third start of the season.

**vs. St. Louis (4/19):** Recorded his fourth start on the offensive line.

**vs. DC (4/27):** Made contributions to the offensive line in his fifth start.

**at St. Louis (5/2):** Recorded one solo tackle and saw action on the offensive line.

**vs. Michigan (5/10) and at DC (5/18):** Contributed on the offensive line in his seventh and eighth start.

**at Memphis (5/24):** Saw action in his ninth start.

## 10 Luke Lehnen, QB

Games/Starts: 2025-1/0

**vs. San Antonio (3/29), vs. Houston (4/6), at Birmingham (4/11), vs. St. Louis (4/19) and vs. DC (4/27):** Inactive/emergency third quarterback.

**at St. Louis (5/2), vs. Michigan (5/10), at DC (5/18) and at Memphis (5/24):** Did not play.

## 55 Garrett McGhin, T

Games/Starts: 2025-8/8

**vs. San Antonio (3/29):** First start since missing the 2024 season, where he contributed on the offensive line.

**vs. Houston (4/6):** Second start of the year, saw action on several offensive snaps.

**at Birmingham (4/11):** Saw action in his third start of the season.

**vs. St. Louis (4/19):** Made his fourth start of the season contributing on the offensive line.

**vs. DC (4/27):** Saw action on the offensive line in his fifth start.

**at St. Louis (5/2):** Did not play.

**vs. Michigan (5/10):** Contributed on the offensive line in his sixth start.

**at DC (5/18) and at Memphis (5/24):** Saw action on the offensive line while also making his seventh and eighth starts.

## 65 Marcus Minor, G

Games/Starts: 2025-9/8

**vs. San Antonio (3/29):** First start of the 2025 season, was involved in many offensive snaps.

**vs. Houston (4/6):** Made his second start of the year, where he contributed on the offensive line.

**at Birmingham (4/11):** Had his third start of the season, seeing action on many offensive snaps.

**vs. St. Louis (4/19):** Saw action in his fourth start of the season.

**vs. DC (4/27), and at St. Louis (5/2):** Contributed to the offensive line in his fifth and sixth start.

**vs. Michigan (5/10):** Made his seventh start on the offensive line.

**at DC (5/18):** Saw action on the offensive line in his eighth start.

**at Memphis (5/24):** Saw action on the offensive line.

## 54 Davoiyon Nixon, DT

Games/Starts: 2025-8/0

**vs. San Antonio (3/29):** Saw action in first career game with the Renegades, recording one pass breakup.

**vs. Houston (4/6):** Tallied one solo tackle.

**at Birmingham (4/11):** Notched one solo tackle.

**vs. St. Louis (4/19):** Recorded two tackles, including one solo tackle.

**vs. DC (4/27):** Tallied three total tackles, including one solo tackle, and one fumble recovery.

**at St. Louis (5/2):** Recorded one total tackle.

**vs. Michigan (5/10):** Notched one tackle.

**at DC (5/18):** Saw action, but recorded no statistics.

## 93 Chris Odom, DE

Games/Starts: 2025-9/3

**vs. San Antonio (3/29):** In his first game for the Arlington Renegades, tallied three solo tackles, two being tackles for loss.

**vs. Houston (4/6):** In his first start of the year, recorded three total tackles, including one sack and one tackle for loss.

**at Birmingham (4/11):** Notched one tackle in his second start.

**vs. St. Louis (4/19):** Recorded four tackles, including three solo tackles, two sacks, and recovered a fumble for a touchdown.

**vs. DC (4/27):** Tallied four tackles, including three solo tackles, with three tackles for loss, and one sack.

**at St. Louis (5/2):** Recorded one solo tackle.

**vs. Michigan (5/10):** Tallied four tackles, including one tackle for loss

**at DC (5/18):** Recorded three tackles, including one tackle for loss.

**at Memphis (5/24):** Registered one tackle and one tackle for loss.



## 49 Antonio Ortiz, LS

Games/Starts: 2025-9/0

**vs. San Antonio (3/29):** In his third season with the Renegades, saw action as the teams long snapper.

**vs. Houston (4/6):** Contributed cleans snaps and recorded one special teams tackle.

**at Birmingham (4/11):** Key contributor on three made field goals.

**vs. St. Louis (4/19):** Contributed clean snaps on seven punts.

**vs. DC (4/27):** Assisted with three made field goals, including one from 47 yards.

**at St. Louis (5/2):** Assisted with two made field goals, including one from 46 yards.

**vs. Michigan (5/10):** Contributed on four made fields.

**at DC (5/18):** Recorded a fumble recovery in special teams.

**at Memphis (5/24):** Contributed on two made field goals.

## 18 Donald Payne, LB

Games/Starts: 2025-9/9

**vs. San Antonio (3/29):** Had his 18th start as a Renegade, recording five total tackles, including three solo tackles and one tackle for loss.

**vs. Houston (4/6):** In his second start of the year, led the team in total tackles with nine, including six solo tackles.

**at Birmingham (4/11):** In his third start of the season, he recorded five tackles, including two solo tackles, one tackle for loss, and one pass breakup.

**vs. St. Louis (4/19):** Led the defense with 10 tackles, including six solo tackles, in his fourth start of the year.

**vs. DC (4/27):** In his fifth start, tied the team lead with seven total tackles, including four solo tackles, and one tackle for loss.

**at St. Louis (5/2):** Recorded seven tackles, including five solo tackles, two tackles for loss, and one pass breakup in his sixth start.

**vs. Michigan (5/10):** Tallied six tackles in his seventh start.

**at DC (5/18):** In his eighth start, he recorded four tackles.

**at Memphis (5/24):** Led the defense with seven tackles, one interception, and one pass breakup in his ninth start.

## 3 JaVonta Payton, WR

Games/Starts: 2025-9/0

**vs. San Antonio (3/29):** Notched two receptions for 19 yards, one carry for 12 yards, and recording one solo tackle on special teams.

**vs. Houston (4/6):** Recorded two catches for 24 yards.

**at Birmingham (4/11):** Tallied three receptions for 22 yards.

**vs. St. Louis (4/19):** Tallied one reception for 24 yards, while also adding one carry for two yards and a rushing touchdown.

**vs. DC (4/27):** Notched one reception for 26 yards.

**at St. Louis (5/2):** Recorded three receptions for 40 yards.

**vs. Michigan (5/10):** Recorded one reception for three yards

**at DC (5/18):** Tallied four receptions for 47 yards.

**at Memphis (5/24):** Notched one carry for 15 yards and a touchdown.

## 12 Luis Perez, QB

Games/Starts: 2025-9/9

**vs. San Antonio (3/29):** Started his 2025 campaign completing 20-of-25 passes for 164 yards and one interception, while recording two carries for 18 total rushing yards.

**vs. Houston (4/6):** Completed 19-of-27 passes (70%) for 211 yards and one passing touchdown. He also recorded one rushing attempt for a loss of a yard.

**at Birmingham (4/11):** In his third start of the season, completed 26-of-38 passes for 208 yards.

**vs. St. Louis (4/19):** In his fourth start, completed 17-of-25 passes for 149 yards with one passing touchdown, one interception, and a single carry for eight yards.

**vs. DC (4/27):** Completed 23-of-33 passes for 250 yards with one touchdown, one interception, and a single carry for 10 yards.

**at St. Louis (5/2):** Completed 16-of-23 passes for 145 yards with one interception, and two carries for three yards.

**vs. Michigan (5/10):** In his seventh start, he completed 25-of-34 passes for 304 yards and two touchdowns, along with one carry for two yards.

**at DC (5/18):** Completed 32-of-46 passes for 343 yards, two touchdowns, and one interception, along with two carries for nine yards.

**at Memphis (5/24):** Completed 20-of-30 passes for 206 yards and two touchdowns, along with three carries for a loss of three yards.

## 1 Joe Powell, S

Games/Starts: 2025-9/8

**vs. San Antonio (3/29):** Recorded three solo tackles and one pass breakup.

**vs. Houston (4/6):** In his first start of the 2025 season he registered three total tackles, including one solo.

**at Birmingham (4/11):** Had a prominent outing in his second start of the year, recording six solo tackles, one interception, and two pass breakups.

**vs. St. Louis (4/19):** Tallied two solo tackles in his third start of the season.

**vs. DC (4/27):** In his fourth start, recored five tackles, including four solo tackles.

**at St. Louis (5/2):** Recorded two tackles, including one solo, in his fifth start.

**vs. Michigan (5/10):** Notched three tackles in his sixth start.

**at DC (5/18):** Tailed four tackles in his seventh start.

**at Memphis (5/24):** Recorded two tackles in his eighth start.

## 23 Jayden Price, CB

Games/Starts: 2025-9/7

**vs. San Antonio (3/29):** Had a memorable first career game with the Renegades, recording four tackles, one forced fumble, and two pass breakups. Vital piece for special teams, adding in 17 yards on punt return and 49 yards on kick return.

**vs. Houston (4/6):** In his first start of the year, he notched four tackles, including three solo and one tackle for loss, and two pass breakups. He also added 68 yards on punt return and 41 yards on kick return.

**at Birmingham (4/11):** In his second start of the season, registered two solo tackles, including one pass breakup, and one punt caught.

**vs. St. Louis (4/19):** In his third start, he recorded three tackles, including two solos and two pass breakups, and added two punt returns for 32 total yards.

**vs. DC (4/27):** In his fourth start, he recorded four solo tackles, and added two punt returns for 12 yards.

**at St. Louis (5/2):** Recorded one sack and four pass breakups, while adding three punt returns for 13 yards.

**vs. Michigan (5/10):** Recorded two tackles, one punt return for 17 yards, and three kickoff returns for 47 yards.

**at DC (5/18):** Recorded one tackle, one punt return for two yards, and three kickoff returns for 59 yards.

**at Memphis (5/24):** Tallied five tackles, including one tackle for loss, one pass break up, and returned three kickoffs for 85 yards and one punt for six yards.

## 9 De'Veon Smith, RB

Games/Starts: 2025-7/0

**vs. San Antonio (3/29):** Recorded three rushes for three yards, and three touchdowns, tying UFL record of most touchdowns scored in a single-game.

**vs. Houston (4/6):** Saw action.

**at Birmingham (4/11):** Recorded one carry for four yards, and two tackles.

**vs. St. Louis (4/19):** Recorded two carries for eight yards while also adding one total tackle.

**vs. DC (4/27):** Tallied one carry for two yards and a rushing touchdown, while adding one solo tackle.

**at St. Louis (5/2):** Recorded one carry for two yards.

**vs. Michigan (5/10):** Notched two carries for a loss of four yards.

**at DC (5/18) and at Memphis (5/24):** Inactive.

## 97 LaRon Stokes, NT

Games/Starts: 2025-9/1

**San Antonio (3/29):** Saw action in first game of the season, recording one solo tackle.

*LaRon Stokes, cont.*

**vs. Houston (4/6):** Tallied his first start of the 2025 season.  
**at Birmingham (4/11):** Saw in-game action.  
**vs. St. Louis (4/19):** Recorded two tackles, including one solo.  
**vs. DC (4/27):** Saw action.  
**at St. Louis (5/2):** Recorded one tackle.  
**vs. Michigan (5/10):** Tallied one tackle.  
**at DC (5/18):** Saw action but recorded no statistics.  
**at Memphis (5/24):** Recorded one tackle.

## 20 Jamar Summers, CB

Games/Starts: 2025-8/1

**vs. San Antonio (3/29):** Saw action in opening season game, recording three solo tackles.  
**vs. Houston (4/6):** Tallied three solo tackles.  
**at Birmingham (4/11):** Contributed on defense but recorded no statistics.  
**vs. St. Louis (4/19):** Recorded two solo tackles.  
**vs. DC (4/27):** Tallied two solo tackles.  
**at St. Louis (5/2):** In his first start, he recorded two tackles, including one solo, one pass breakup, and one fumble recovery for four yards.  
**vs. Michigan (5/10):** Recorded two tackles.  
**at DC (5/18):** Notched one tackle.  
**at Memphis (5/24):** Inactive.

## 50 Willie Taylor III, LB

Games/Starts: 2025-9/9

**vs. San Antonio (3/29):** First start of the 2025 season, recording two total tackles including one solo tackle and one sack.  
**vs. Houston (4/6):** Had a productive day in his second start of the year, recording three solo tackles, including one sack and two tackles for loss.  
**at Birmingham (4/11):** In his third start, tallied three total tackles, including one solo.  
**vs. St. Louis (4/19):** Tallied one solo tackle in his fourth start of the season.  
**vs. DC (4/27):** Recorded two solo tackles and one sack in his fifth consecutive start.  
**at St. Louis (5/2):** Tallied three tackles, 2.0 sacks, and one pass breakup.  
**vs. Michigan (5/10):** Recorded two tackles and a fumble recovery in his seventh start.  
**at DC (5/18):** Tallied three tackles, including two tackles for loss, in his eighth start.  
**at Memphis (5/24):** Recorded three tackles, 2.0 sacks, two forced fumbles, and one fumble recovery in his ninth start.

## 25 Charlie Thomas III, LB

Games/Starts: 2025-8/7

**vs. San Antonio (3/29):** In his first season and first start as a Renegade, he recorded seven total tackles, including five solo tackles, and two pass breakups.  
**vs. Houston (4/6):** Registered four total tackles, including two solo tackles, and one pass breakup.  
**at Birmingham (4/11):** In his second start of the year, notched seven total tackles, including six solo tackles, two tackles for loss, and one pass breakup.  
**vs. St. Louis (4/19):** Finished with seven total tackles, including four solo tackles and one sack, in his third start of the season.  
**vs. DC (4/27):** In his fourth start, he recorded one solo tackle.  
**at St. Louis (5/2):** Recorded three tackles, and a half sack, in his fifth start.

**vs. Michigan (5/10):** Tallied two tackles in his sixth start.  
**at DC (5/18):** In his seventh start, he led the defense in tackles, recording seven tackles, including one tackle for loss, and two pass breakups.  
**at Memphis (5/24):** Inactive.

## 8 Tyler Vaughns, WR

Games/Starts: 2025-9/8

**vs. San Antonio (3/29):** Started the first game of the 2025 season, finishing with three receptions for 28 yards.  
**vs. Houston (4/6):** Tallied second start of the year and caught one pass for 14 yards.  
**at Birmingham (4/11):** Recorded a season high five receptions on eight targets for 40 yards.  
**vs. St. Louis (4/19):** In his third start, he notched three receptions for 22 yards.  
**vs. DC (4/27):** Recorded five receptions for 56 yards.  
**at St. Louis (5/2):** Recorded one reception for six yards.  
**vs. Michigan (5/10):** Led the offense in receptions and receiving yards, recording nine catches for 127 yards and a touchdown, along with one carry for a loss of five yards.  
**at DC (5/18):** Led the offense in scoring, recording three receptions for 51 yards and two touchdowns.  
**at Memphis (5/24):** Led the offense in his eighth start, recording eight receptions for 107 yards and one touchdown.

## 11 LuJuan Winningham, WR

Games/Starts: 2025-9/1

**vs. San Antonio (3/29):** In his third year with the Renegades, he recorded one reception for 12 yards, and one solo tackle.  
**vs. Houston (4/6):** Saw action.  
*LuJuan Winningham, cont.*  
**at Birmingham (4/11):** In his first start of the season, he recorded two receptions for 12 yards.  
**vs. St. Louis (4/19):** Record one reception for four yards and one solo tackle.  
**vs. DC (4/27):** Contributed as a reserve receiver and on special teams but did not record any statistics.  
**at St. Louis (5/2) and vs. Michigan (5/10):** Saw action on offense and special teams but did not record any statistics.  
**at DC (5/18):** Recorded one special teams tackle.  
**at Memphis (5/24):** Tallied one special teams tackle.

## 14 Isaiah Winstead, WR

Games/Starts: 2025-9/8

**vs. San Antonio (3/29):** Started the first game of the 2025 season, ending the day with four receptions for 19 total receiving yards.  
**vs. Houston (4/6):** In his second start of the season, led the team in receptions and receiving yards, recording seven receptions for 73 yards.  
**at Birmingham (4/11):** Recorded three receptions for 29 yards in his third start of the season.  
**vs. St. Louis (4/19):** In his fourth start, he tallied two receptions for 14 yards.  
**vs. DC (4/27):** Registered three receptions for 67 yards.  
**at St. Louis (5/2):** Recorded two receptions for 14 yards.  
**vs. Michigan (5/10):** Tallied one reception for eight yards.  
**at DC (5/18):** Notched four receptions for 30 yards in his seventh start.  
**at Memphis (5/24):** Saw action on offense, but recorded no statistics.



2025 UFL League Stats  
Individual Statistics - Individual Rushing Statistics  
(As of May 26, 2025)



By Total Yards

Rk	Rusher	Team	GP	Yds	Att	Avg	TD	Yd/Gm
1	Saylors, Jacob	STL	9	499	113	4.4	5	55.4
2	Corbin, Jashaun	SA	9	459	87	5.3	4	51.0
3	Jackson, Deon	DC	9	414	81	5.1	4	46.0
4	Dae Hunter, Dae	ARL	9	369	104	3.5	1	41.0
5	Taua, Toa	MICH	7	357	81	4.4	6	51.0
6	McCrory, Nate	MICH	9	312	85	3.7	2	34.7
7	Ballage, Kalen	ARL	6	306	65	4.7	2	51.0
8	White, Zaquandre	HOU	8	304	74	4.1	4	38.0
9	Duggan, Max	STL	8	300	59	5.1	5	37.5
10	Prince, Deneric	MEM	9	296	97	3.1	1	32.9
11	Perkins, Bryce	MICH	7	269	47	5.7	5	38.4
12	Person Jr., Ricky	BHM	7	268	67	4.0	3	38.3
13	Smith, Abram	DC	9	242	90	2.7	1	26.9
14	McFarland, Anthony	SA	6	242	38	6.4	0	40.3
15	Marable, C.J.	BHM	8	223	79	2.8	1	27.9
16	Howard, Jarveon	STL	9	222	49	4.5	2	24.7
17	Lingard, Lorenzo	HOU	9	201	39	5.2	1	22.3
18	Taamu, Jordan	DC	9	178	41	4.3	2	19.8
19	Jackson, Jalen	MEM	5	148	38	3.9	2	29.6
20	Wilkins, Manny	STL	4	136	22	6.2	2	34.0
21	Cookus, Case	BHM	4	134	15	8.9	0	33.5
22	Mond, Kellen	SA	7	102	19	5.4	0	14.6
23	McClendon, Jalen	HOU	6	93	40	2.3	1	15.5
24	Corral, Matt	BHM	3	91	17	5.4	0	30.3
25	McGough, Alex	BHM	2	85	9	9.4	0	42.5
26	Smith, JMar	BHM	3	84	21	4.0	1	28.0
27	Henderson, Nolan	HOU	4	82	9	9.1	0	20.5
28	Latulas, Kevon	STL	3	78	13	6.0	1	26.0
29	Colburn II, Matthew	MICH	2	76	18	4.2	0	38.0
30	Hills, Wes	MEM	2	75	20	3.8	0	37.5

By Rushing TDs

Rk	Rusher	Team	GP	TD	Att	Yds
1	Taua, Toa	MICH	7	6	81	357
2	Saylors, Jacob	STL	9	5	113	499
3	Duggan, Max	STL	8	5	59	300
4	Perkins, Bryce	MICH	7	5	47	269
5	Corbin, Jashaun	SA	9	4	87	459
6	Jackson, Deon	DC	9	4	81	414
7	White, Zaquandre	HOU	8	4	74	304
8	Smith, DeVeon	ARL	7	4	10	7
9	Person Jr., Ricky	BHM	7	3	67	268
10	McCrory, Nate	MICH	9	2	85	312

By Rushing Avg

Min. Games Played Pct 50% and 10 Attempts per game

Rk	Rusher	Team	GP	Avg	Att	Yds	TD	Avg/Gm
1	Ballage, Kalen	ARL	6	4.7	65	306	2	51.0
2	Saylors, Jacob	STL	9	4.4	113	499	5	55.4
3	Taua, Toa	MICH	7	4.4	81	357	6	51.0
4	Dae Hunter, Dae	ARL	9	3.5	104	369	1	41.0
5	Prince, Deneric	MEM	9	3.1	97	296	1	32.9
6	Smith, Abram	DC	9	2.7	90	242	1	26.9

By Per Game Avg

Min. Games Played Pct 50% and 10 Attempts per game

Rk	Rusher	Team	GP	Avg/Gm	Att	Yds	TD
1	Saylors, Jacob	STL	9	55.4	113	499	5
2	Taua, Toa	MICH	7	51.0	81	357	6
3	Ballage, Kalen	ARL	6	51.0	65	306	2
4	Dae Hunter, Dae	ARL	9	41.0	104	369	1
5	Prince, Deneric	MEM	9	32.9	97	296	1
6	Smith, Abram	DC	9	26.9	90	242	1

2025 UFL League Stats  
Individual Statistics - Individual Passing Statistics  
(As of May 26, 2025)



By Total Yards

Rk	Passer	Team	GP	C-A	Pct	Yds	TD	Int
1	Taamu, Jordan	DC	9	155 - 285	54.4	2155	17	4
2	Perez, Luis	ARL	9	198 - 281	70.5	2011	9	5
3	Perkins, Bryce	MICH	7	109 - 158	69.0	1342	9	2
4	McClendon, Jalan	HOU	6	130 - 194	67.0	1271	6	3
5	Winn, Dresser	MEM	4	67 - 114	58.8	721	3	2
6	Mond, Kellen	SA	7	81 - 144	56.3	700	2	2
7	Duggan, Max	STL	8	63 - 110	57.3	696	4	4
8	Corral, Matt	BHM	3	51 - 95	53.7	648	4	4
9	Smith, JMar	BHM	3	39 - 63	61.9	632	5	1
10	Perry, E.J.	MEM	6	55 - 94	58.5	599	2	5
11	Cookus, Case	BHM	4	49 - 92	53.3	546	5	2
12	Etling, Danny	MICH	7	50 - 84	59.5	521	5	1
13	Hogan, Kevin	SA	3	51 - 82	62.2	501	2	4
14	Wilkins, Manny	STL	4	45 - 69	65.2	498	1	3
15	DiLiello, Mike	DC	4	18 - 30	60.0	217	1	0
16	Williams, Troy	MEM	4	21 - 38	55.3	216	0	1
17	Brown, Anthony	HOU	3	27 - 56	48.2	207	1	3
18	Henderson, Nolan	HOU	4	20 - 36	55.6	183	2	0
19	Silvers, Brandon	STL	1	7 - 10	70.0	100	1	0
20	McGough, Alex	BHM	2	10 - 24	41.7	89	1	1
21	Peasley, Andrew	BHM	1	5 - 8	62.5	79	0	0
22	Jackson, Blake	STL	9	1 - 1	100.0	57	1	0
23	Stilianos, Steven	SA	8	1 - 1	100.0	38	1	0
24	Guarantano, Jarrett	SA	2	6 - 15	40.0	29	0	1
25	Rowland, Chris	DC	9	1 - 1	100.0	9	1	0

By Completions

Rk	Passer	Team	GP	Comp	Att	Yds	TD	Int
1	Perez, Luis	ARL	9	198	281	2011	9	5
2	Taamu, Jordan	DC	9	155	285	2155	17	4
3	McClendon, Jalan	HOU	6	130	194	1271	6	3
4	Perkins, Bryce	MICH	7	109	158	1342	9	2
5	Mond, Kellen	SA	7	81	144	700	2	2

By Attempts

Rk	Passer	Team	GP	Att	Comp	Yds	TD	Int
1	Perez, Luis	ARL	9	281	198	2011	9	5
2	Taamu, Jordan	DC	9	285	155	2155	17	4
3	McClendon, Jalan	HOU	6	194	130	1271	6	3
4	Perkins, Bryce	MICH	7	158	109	1342	9	2
5	Mond, Kellen	SA	7	144	81	700	2	2

By Passing TD

Rk	Passer	Team	GP	TD	C-A	Pct	Yds	TD	Int
1	Taamu, Jordan	DC	9	17	155 - 285	54.4	2155	4	
2	Perez, Luis	ARL	9	9	198 - 281	70.5	2011	5	
3	Perkins, Bryce	MICH	7	9	109 - 158	69.0	1342	2	
4	McClendon, Jalan	HOU	6	6	130 - 194	67.0	1271	3	
5	Smith, JMar	BHM	3	5	39 - 63	61.9	632	1	
6	Cookus, Case	BHM	4	5	49 - 92	53.3	546	2	
7	Etling, Danny	MICH	7	5	50 - 84	59.5	521	1	
8	Duggan, Max	STL	8	4	63 - 110	57.3	696	4	
9	Corral, Matt	BHM	3	4	51 - 95	53.7	648	4	
10	Winn, Dresser	MEM	4	3	67 - 114	58.8	721	2	

By Completion Pct

Min. Games Played Pct 50% and 10 Attempts per game

Rk	Passer	Team	GP	Pct	C-A	Yds	TD	Int
1	Perez, Luis	ARL	9	70.5	198 - 281	2011	9	5
2	Perkins, Bryce	MICH	7	69.0	109 - 158	1342	9	2
3	McClendon, Jalan	HOU	6	67.0	130 - 194	1271	6	3
4	Etling, Danny	MICH	7	59.5	50 - 84	521	5	1
5	Perry, E.J.	MEM	6	58.5	55 - 94	599	2	5
6	Duggan, Max	STL	8	57.3	63 - 110	696	4	4
7	Mond, Kellen	SA	7	56.3	81 - 144	700	2	2
8	Taamu, Jordan	DC	9	54.4	155 - 285	2155	17	4

By Efficiency Rating

Min. Games Played Pct 50% and 10 Attempts per game

Rk	Passer	Team	GP	Eff	Pct	C-A	Yds	Int
1	Perkins, Bryce	MICH	7	69.0	109 - 158	1342	9	2
2	Perez, Luis	ARL	9	70.5	198 - 281	2011	9	5
3	Taamu, Jordan	DC	9	54.4	155 - 285	2155	17	4
4	McClendon, Jalan	HOU	6	67.0	130 - 194	1271	6	3
5	Etling, Danny	MICH	7	59.5	50 - 84	521	5	1
6	Duggan, Max	STL	8	57.3	63 - 110	696	4	4
7	Perry, E.J.	MEM	6	58.5	55 - 94	599	2	5
8	Mond, Kellen	SA	7	56.3	81 - 144	700	2	2



2025 UFL League Stats  
Individual Statistics - Individual Receiving Statistics  
(As of May 26, 2025)



By Total Yards

Rk	Receiver	Team	GP	Yds	No.	RAvg	TD	Avg/Gm
1	Mariner, Siaoasi	MICH	9	528	31	17.0	1	58.7
2	Rowland, Chris	DC	9	509	40	12.7	3	56.6
3	Cain, Deon	BHM	8	491	27	18.2	6	61.4
4	Hall, Justin	HOU	9	479	58	8.3	3	53.2
5	Vaughns, Tyler	ARL	9	451	38	11.9	4	50.1
6	Adams, Jonathan	MEM	9	418	32	13.1	2	46.4
7	Powell, Cornell	DC	9	418	29	14.4	7	46.4
8	Cannella, Sal	ARL	9	388	39	9.9	1	43.1
9	Turner, Malik	MICH	9	364	39	9.3	4	40.4
10	Burnett, Deontay	ARL	9	337	29	11.6	3	37.4
11	Sanders, Braylon	DC	6	332	13	25.5	3	55.3
12	Lassiter II, Kwamie	MEM	8	271	24	11.3	1	33.9
13	Johnson, Cade	BHM	6	270	13	20.8	2	45.0
14	Butler, Hakeem	STL	6	262	12	21.8	4	43.7
15	Harris, Jacob	SA	8	256	16	16.0	0	32.0
16	Kirklín, Jontre	SA	9	255	32	8.0	0	28.3
17	Chism, Keke	HOU	9	255	27	9.4	4	28.3
18	Winstead, Isaiah	ARL	9	254	26	9.8	0	28.2
19	Saylor, Jacob	STL	9	245	22	11.1	0	27.2
20	Mickens, Jaydon	DC	9	208	19	10.9	0	23.1
21	Scott, Ty	DC	3	205	13	15.8	1	68.3
22	Dae Hunter, Dae	ARL	9	199	24	8.3	0	22.1
23	Sternberger, Jace	BHM	9	196	16	12.3	2	21.8
24	Williams, Marlon	BHM	9	195	15	13.0	1	21.7
25	Davis, Davion	BHM	9	192	22	8.7	1	21.3
26	Payton, JaVonta	ARL	9	192	18	10.7	1	21.3
27	Antonio, Javon	DC	8	190	16	11.9	0	23.8
28	Pearson, Jahcour	STL	9	187	28	6.7	1	20.8
29	Moore, Jaylon	MICH	8	186	15	12.4	1	23.3
30	Anderson, Dee	MEM	5	182	15	12.1	1	36.4
31	Darby, Frank	STL	9	182	11	16.5	2	20.2
32	Keys III, Lawrence	HOU	8	179	17	10.5	0	22.4
33	Thomas, Jordan	BHM	9	178	11	16.2	1	19.8
34	Camp, Jalen	BHM	9	172	12	14.3	0	19.1
35	Moore-McKinney, Briley	DC	6	165	11	15.0	2	27.5
36	Hikutini, Cole	MICH	9	162	13	12.5	1	18.0
37	Jackson, Blake	STL	9	160	12	13.3	0	17.8
38	Smith, Justin	SA	6	159	9	17.7	0	26.5
39	Oakes, Gunnar	MICH	8	151	13	11.6	2	18.9
40	Washington, Isaiah	MEM	5	144	13	11.1	0	28.8

By Total Receptions

Rk	Receiver	Team	GP	No.	Yds	RAvg	TD	Avg/Gm
1	Hall, Justin	HOU	9	58	479	8.3	3	53.2
2	Rowland, Chris	DC	9	40	509	12.7	3	56.6
3	Cannella, Sal	ARL	9	39	388	9.9	1	43.1
4	Turner, Malik	MICH	9	39	364	9.3	4	40.4
5	Vaughns, Tyler	ARL	9	38	451	11.9	4	50.1
6	Adams, Jonathan	MEM	9	32	418	13.1	2	46.4
7	Kirklín, Jontre	SA	9	32	255	8.0	0	28.3
8	Mariner, Siaoasi	MICH	9	31	528	17.0	1	58.7
9	Powell, Cornell	DC	9	29	418	14.4	7	46.4
10	Burnett, Deontay	ARL	9	29	337	11.6	3	37.4

By Receiving TDs

Rk	Receiver	Team	GP	TD	No.	Yds	RAvg	Avg/Gm
1	Powell, Cornell	DC	9	7	29	418	14.4	46.4
2	Cain, Deon	BHM	8	6	27	491	18.2	61.4
3	Vaughns, Tyler	ARL	9	4	38	451	11.9	50.1
4	Turner, Malik	MICH	9	4	39	364	9.3	40.4
5	Butler, Hakeem	STL	6	4	12	262	21.8	43.7
6	Chism, Keke	HOU	9	4	27	255	9.4	28.3
7	Rowland, Chris	DC	9	3	40	509	12.7	56.6
8	Hall, Justin	HOU	9	3	58	479	8.3	53.2
9	Burnett, Deontay	ARL	9	3	29	337	11.6	37.4
10	Sanders, Braylon	DC	6	3	13	332	25.5	55.3

By Yards Per Game

Min. Games Played Pct 50%

Rk	Receiver	Team	GP	Avg/Gm	No.	Yds	RAvg	TD
1	Cain, Deon	BHM	8	61.4	491	27	18.2	6
2	Mariner, Siaoasi	MICH	9	58.7	528	31	17.0	1
3	Rowland, Chris	DC	9	56.6	509	40	12.7	3
4	Sanders, Braylon	DC	6	55.3	332	13	25.5	3
5	Hall, Justin	HOU	9	53.2	479	58	8.3	3

By Yards Per Reception

Min. Games Played Pct 50% and 3 Recep. Per Game

Rk	Receiver	Team	GP	Avg	Tds	No.	TD	Avg/Gm
1	Cain, Deon	BHM	8	18.2	491	27	6	61.4
2	Mariner, Siaoasi	MICH	9	17.0	528	31	1	58.7
3	Powell, Cornell	DC	9	14.4	418	29	7	46.4
4	Adams, Jonathan	MEM	9	13.1	418	32	2	46.4
5	Rowland, Chris	DC	9	12.7	509	40	3	56.6

2025 UFL League Stats  
Individual Statistics - Individual Offensive Statistics  
(As of May 26, 2025)



Total Offense

Rk	Player	Team	G	Plays	Rush	Pass	Total	Avg/G
1	Taamu, Jordan	DC	9	326	178	2155	2333	259.2
2	Perez, Luis	ARL	9	294	46	2011	2057	228.6
3	Perkins, Bryce	MICH	7	205	269	1342	1611	230.1
4	McClendon, Jalan	HOU	6	234	93	1271	1364	227.3
5	Duggan, Max	STL	8	169	300	696	996	124.5
6	Mond, Kellen	SA	7	163	102	700	802	114.6
7	Winn, Dresser	MEM	4	126	37	721	758	189.5
8	Corral, Matt	BHM	3	112	91	648	739	246.3
9	Smith, JMar	BHM	3	84	84	632	716	238.7
10	Cookus, Case	BHM	4	107	134	546	680	170.0
11	Perry, E.J.	MEM	6	112	71	599	670	111.7
12	Wilkins, Manny	STL	4	91	136	498	634	158.5
13	Eting, Danny	MICH	7	95	51	521	572	81.7
14	Hogan, Kevin	SA	3	95	51	501	552	184.0
15	Saylors, Jacob	STL	9	113	499	0	499	55.4
16	Corbin, Jashaun	SA	9	87	459	0	459	51.0
17	Jackson, Deon	DC	9	81	414	0	414	46.0
18	Dae Hunter, Dae	ARL	9	104	369	0	369	41.0
19	Taua, Toa	MICH	7	81	357	0	357	51.0
20	McCrary, Nate	MICH	9	85	312	0	312	34.7
21	Ballage, Kalen	ARL	6	65	306	0	306	51.0
22	White, Zaqandre	HOU	8	74	304	0	304	38.0
23	Prince, Deneric	MEM	9	97	296	0	296	32.9
24	Williams, Troy	MEM	4	49	68	216	284	71.0
25	Brown, Anthony	HOU	3	63	61	207	268	89.3
26	Person Jr., Ricky	BHM	7	67	268	0	268	38.3

All-Purpose Yards

Rk	Player	Team	G	Rush	Rcv	PR	KR	IR	FR	Total	Avg/G
1	Rowland, Chris	DC	9	40	509	114	394	0	0	1057	117.4
2	Cain, Deon	BHM	8	0	491	0	394	0	0	885	110.6
3	Corbin, Jashaun	SA	9	459	127	0	252	0	0	838	93.1
4	Saylors, Jacob	STL	9	499	245	0	0	0	0	744	82.7
5	Keys III, Lawrence	HOU	8	26	179	95	422	0	0	722	90.3
6	Mickens, Jaydon	DC	9	-2	208	138	306	0	0	650	72.2
7	Dae Hunter, Dae	ARL	9	369	199	0	55	0	0	623	69.2
8	Prince, Deneric	MEM	9	296	102	0	219	0	0	617	68.6
9	Jackson, Blake	STL	9	26	160	20	395	0	0	601	66.8
10	Ross, Devin	MICH	8	0	91	2	496	0	0	589	73.6
11	McFarland, Anthony	SA	6	242	39	0	297	0	0	578	96.3
12	Kirklin, Jontre	SA	9	0	255	0	320	0	0	575	63.9
13	Rodgers, Amari	BHM	7	0	139	164	261	0	0	564	80.6
14	Malone, Xavier	MICH	5	0	0	131	417	0	0	548	109.6
15	Hall, Justin	HOU	9	0	479	50	0	0	0	529	58.8
16	Mariner, Siaosi	MICH	9	0	528	0	0	0	0	528	58.7
17	Ballage, Kalen	ARL	6	306	46	0	161	0	0	513	85.5
18	Pearson, Jahcour	STL	9	21	187	294	0	0	0	502	55.8
19	Jackson, Deon	DC	9	414	33	0	43	0	0	490	54.4
20	Hennie, Isiah	MEM	8	0	11	175	295	0	0	481	60.1
21	Jennings Jr., Gary	STL	9	28	123	0	327	0	0	478	53.1
22	Price, Jayden	ARL	9	0	0	169	281	0	0	450	50.0
23	Vaughns, Tyler	ARL	9	-5	451	0	0	0	0	446	49.6
24	Adams, Jonathan	MEM	9	23	418	0	0	0	0	441	49.0
25	Taua, Toa	MICH	7	357	76	0	0	0	0	433	61.9

Scoring

Rk	Player	Team	TD	FG	PAT	Pts	P/G
1	Powell, Cornell	DC	7	-	0	44	4.9
2	Taua, Toa	MICH	6	-	0	41	5.9
3	Cain, Deon	BHM	6	-	0	37	4.6
4	Perkins, Bryce	MICH	5	-	0	36	5.1
5	Saylors, Jacob	STL	5	-	0	34	3.8
6	Duggan, Max	STL	5	-	0	31	3.9
7	Corbin, Jashaun	SA	4	-	0	29	3.2
8	Turner, Malik	MICH	4	-	0	28	3.1
9	Jackson, Deon	DC	4	-	0	28	3.1
10	Vaughns, Tyler	ARL	4	-	0	28	3.1
11	Butler, Hakeem	STL	4	-	0	24	4.0
12	Chism, Keke	HOU	4	-	0	24	2.7
13	White, Zaqandre	HOU	4	-	0	24	3.0
14	Smith, DeVeon	ARL	4	-	0	24	3.4
15	Burnett, Deontay	ARL	3	-	0	24	2.7
16	Hall, Justin	HOU	3	-	0	20	2.2
17	Taamu, Jordan	DC	3	-	0	19	2.1
18	Rowland, Chris	DC	3	-	0	18	2.0
19	Sanders, Braylon	DC	3	-	0	18	3.0
20	Person Jr., Ricky	BHM	3	-	0	18	2.6
21	Payton, JaVonta	ARL	2	-	0	18	2.0
22	McCrary, Nate	MICH	2	-	0	17	1.9
23	Adams, Jonathan	MEM	2	-	0	16	1.8
24	Butler, Emmanuel	HOU	2	-	0	16	1.8
25	Nacua, Samson	MICH	2	-	0	14	1.8

Touchdowns

Rk	Player	Team	TD	Rush	Rcv	Ret	Pts
1	Powell, Cornell	DC	7	0	7	0	44
2	Taua, Toa	MICH	6	6	0	0	41
3	Cain, Deon	BHM	6	0	6	0	37
4	Duggan, Max	STL	5	5	0	0	31
5	Saylors, Jacob	STL	5	5	0	0	34
6	Perkins, Bryce	MICH	5	5	0	0	36
7	Butler, Hakeem	STL	4	0	4	0	24
8	Corbin, Jashaun	SA	4	4	0	0	29
9	Turner, Malik	MICH	4	0	4	0	28
10	Chism, Keke	HOU	4	0	4	0	24
11	White, Zaqandre	HOU	4	4	0	0	24
12	Jackson, Deon	DC	4	4	0	0	28
13	Vaughns, Tyler	ARL	4	0	4	0	28
14	Smith, DeVeon	ARL	4	4	0	0	24
15	Hall, Justin	HOU	3	0	3	0	20



2025 UFL League Stats  
Individual Statistics - Individual Special Teams Statistics  
(As of May 26, 2025)



Field Goals

Rk	Kicker	Team	FGM	FGA	Pct.	Long	Blkd
1	Blankenship, Rodrigo	STL	19	20	95.0	56	0
2	Havrisik, Lucas	ARL	19	22	86.4	54	0
3	Mevis, Harrison	BHM	18	19	94.7	53	0
4	Coghlin, Matt	MEM	15	17	88.2	52	1
5	McCrane, Matt	DC	14	18	77.8	53	0
6	Blewitt, Chris	HOU	11	13	84.6	51	0
7	Potter, B.T.	MICH	9	14	64.3	56	1
8	Vizcaino, Tristan	SA	8	10	80.0	54	0
9	De La Haye, Donald	SA	5	7	71.4	55	0

Kick Returns

Rk	Returner	Team	No.	Yds	Avg	TD	Lng
1	Ross, Devin	MICH	18	496	27.6	0	49
2	Keys III, Lawrence	HOU	20	422	21.1	0	35
3	Malone, Xavier	MICH	18	417	23.2	0	32
4	Jackson, Blake	STL	17	395	23.2	0	41
5	Rowland, Chris	DC	18	394	21.9	0	38
6	Cain, Deon	BHM	15	394	26.3	0	42
7	Jennings Jr., Gary	STL	14	327	23.4	0	38
8	Kirklin, Jontre	SA	13	320	24.6	0	49
9	Mickens, Jaydon	DC	14	306	21.9	0	30
10	McFarland, Anthony	SA	11	297	27.0	0	35

Interception Returns

Rk	Returner	Team	No.	Yds	Avg	TD	Lng
1	Harris, Ajene	ARL	3	121	40.3	1	102
2	Williams, Jordan	SA	1	85	85.0	1	85
3	Nacua, Kai	MICH	1	80	80.0	1	80
4	Williams, Rayshad	HOU	2	75	37.5	1	67
5	Harvey, Willie	STL	1	56	56.0	1	56
6	Lovely, Keni-H	MICH	1	55	55.0	1	55
7	Arnette, Damon	HOU	1	51	51.0	1	51
8	Kelly, Kameron	STL	2	44	22.0	0	37
9	Payton-Jones, Chris	STL	2	43	21.5	0	31
10	Dantzler, Cameron	MEM	1	43	43.0	1	43

Punting

Min. 50% of Team Punts

Rk	Punter	Team	No	Yds	Avg	Lng	TB	In20	Blkd
1	Rivers, Mike	HOU	38	1829	48.1	59	7	9	0
2	Wing, Brad	SA	34	1637	48.1	69	3	11	0
3	Hofrichter, Sterling	STL	27	1296	48.0	63	2	9	0
4	Vernon, Seth	MICH	21	1007	48.0	58	4	8	0
5	King, Marquette	ARL	33	1554	47.1	69	5	8	0
6	Wadman, Colby	BHM	29	1333	46.0	68	4	11	0
7	Brooks, Paxton	DC	35	1483	42.4	56	1	10	0
8	Mengel, Matt	MEM	36	1516	42.1	69	0	7	1

Punt Returns

Rk	Returner	Team	No.	Yds	Avg	TD	Lng
1	Pearson, Jahcour	STL	24	294	12.3	0	26
2	Hennie, Isiah	MEM	17	175	10.3	0	54
3	Price, Jayden	ARL	17	169	9.9	0	24
4	Rodgers, Amari	BHM	13	164	12.6	0	25
5	Sexton, Mathew	SA	8	154	19.3	1	83
6	Davis, Davion	BHM	12	146	12.2	0	36
7	Mickens, Jaydon	DC	12	138	11.5	0	47
8	Malone, Xavier	MICH	8	131	16.4	0	88
9	Rowland, Chris	DC	11	114	10.4	0	17
10	Keys III, Lawrence	HOU	7	95	13.6	0	27

Fumble Returns

Rk	Returner	Team	No.	Yds	Avg	TD	Lng
1	Abraham, Micah	STL	1	70	70.0	1	0
2	Alexander, Adonis	MICH	1	54	54.0	0	0
3	Hines III, Anthony	DC	2	51	25.5	1	0
4	Franklin, T.J.	HOU	1	40	40.0	1	0
5	Odom, Chris	ARL	1	39	39.0	1	0
6	Elder, Corn	HOU	1	33	33.0	0	0
7	Mosley, Jordan	SA	2	29	14.5	0	0
8	ONeal Jr., Leon	HOU	1	20	20.0	0	0
9	Taumoepenu, Pita	STL	2	15	7.5	0	0
10	Jones, Kobe	SA	1	15	15.0	0	0

2025 UFL League Stats  
Individual Statistics - Defense  
(As of May 26, 2025)



Tackles

Rk	Player	Team	GP	Tot	Solo	Asst	TFL	Avg
1	Beckett, Tavante	SA	9	83	45	38	5	9.2
2	Williams, Jordan	SA	9	75	45	30	3	8.3
3	Chambers, Steele	MEM	9	73	42	31	2	8.1
4	Moody, Marvin	HOU	9	67	46	21	1	7.4
5	Ginda, Frank	MICH	7	62	36	26	4	8.9
6	Mosley, Jordan	SA	9	61	38	23	1	6.8
7	Payne, Donald	ARL	9	60	32	28	6	6.7
8	Whitehead Jr., Kedrick	MICH	9	59	42	17	4	6.6
9	Tarpley III, Arnold	MICH	9	56	38	18	1	6.2
10	Walker, Eli	MEM	9	55	43	12	1	6.1
11	Hines III, Anthony	DC	8	55	36	19	5	6.9
12	Harvey, Willie	STL	9	53	28	25	3	5.9
13	Tezino, Kyahva	BHM	9	53	27	26	5	5.9
14	Ellis, Keaton	MEM	9	49	34	15	6	5.4
15	ONeal Jr., Leon	HOU	9	49	34	15	4	5.4
16	Cole, Qwynnterio	STL	9	49	26	23	1	5.4
17	Elliott, Jalen	SA	9	48	28	20	1	5.3
18	Tyler, J.T.	HOU	9	48	25	23	3	5.3
19	Harris, Ajene	ARL	9	47	37	10	3	5.2
20	Thomas, A.J.	BHM	9	44	29	15	3	4.9
21	Gilmore, Steven	BHM	9	43	31	12	1	4.8
22	Crowder, Tae	BHM	9	43	22	21	2	4.8
23	Rose, Mike	STL	9	42	23	19	3	4.7
24	Meadors, Nate	STL	9	42	21	21	1	4.7
25	Roby, Markel	HOU	6	41	25	16	1	6.8
26	Anderson, Deontay	DC	9	41	25	16	1	4.6
27	O'Reilly, Callahan	STL	9	41	24	17	1	4.6
28	Sanogo, Momo	DC	9	41	15	26	0	4.6
29	Nacua, Kai	MICH	9	40	24	16	2	4.4
30	Dorn, Myles	ARL	9	39	27	12	2	4.3
31	Vandenburgh, Zeke	MEM	8	39	15	24	1	4.9
32	Thomas III, Charlie	ARL	8	38	24	14	4	4.8
33	Joseph, Kelvin	DC	8	37	30	7	3	4.6
34	Feeney, Travis	STL	9	37	20	17	5	4.1
35	Gates, DeMarquis	BHM	8	36	24	12	2	4.5

Fumbles Forced

Rk	Player	Team	GP	FF	FR	TD	Long
1	Taumoepenu, Pita	STL	9	3	2	15	0
2	Goodrich, Mario	BHM	5	3	0	0	0
3	Mosley, Jordan	SA	9	2	2	29	0
4	Mintze, Andre	DC	8	2	2	-6	0
5	Taylor III, Willie	ARL	9	2	2	0	0
6	Marsh, Armani	HOU	4	2	1	0	0
7	Fisher, Malik	DC	9	2	0	0	0
8	Hodges, Curtis	ARL	3	2	0	0	0
9	Abraham, Micah	STL	1	1	1	70	1
10	Williams, Jordan	SA	9	1	1	0	0

Sacks

Rk	Player	Team	GP	Tot	Solo	Asst	YdsL	Avg
1	Taumoepenu, Pita	STL	9	7.5	7.5	0		0.8
2	Taylor III, Willie	ARL	9	7	7	0		0.8
3	Roberson, Derick	DC	9	5.5	5.5	0		0.6
4	Mintze, Andre	DC	8	4.5	4.5	0		0.6
5	Wallace, Joe	DC	9	4.5	4.5	0		0.5
6	Bower, Tashawn	HOU	6	4	4	0		0.7
7	Anae, Bradlee	BHM	8	4	4	0		0.5
8	Odom, Chris	ARL	9	4	4	0		0.4
9	Willekes, Kenny	MICH	9	3.5	3.5	0		0.4
10	Perkins, Ronnie	BHM	5	3.5	3.5	0		0.7

Tackles For Loss

Rk	Player	Team	GP	TFL	Solo	Asst	Yds	Avg
1	Odom, Chris	ARL	9	11	11	0		1.2
2	Wallace, Joe	DC	9	10	10	0		1.1
3	Roberson, Derick	DC	9	9	9	0		1.0
4	Taylor III, Willie	ARL	9	8	8	0		0.9
5	Bower, Tashawn	HOU	6	7	7	0		1.2
6	Jones, Kobe	SA	9	6	6	0		0.7
7	Willekes, Kenny	MICH	9	6	6	0		0.7
8	Ellis, Keaton	MEM	9	6	6	0		0.7
9	Jones, Jamir	HOU	9	6	6	0		0.7
10	Payne, Donald	ARL	9	6	6	0		0.7

Passes Defended

Rk	Player	Team	GP	Tot	BrkUps	Int	Avg
1	Harris, Ajene	ARL	9	14	11	3	11.3
2	Price, Jayden	ARL	9	12	12	0	12.0
3	Baker, Deandre	DC	8	12	10	2	10.3
4	Payton-Jones, Chris	STL	8	11	9	2	9.3
5	Miller Jr., D.J.	MICH	9	11	9	2	9.2
6	Lovely, Keni-H	MICH	8	10	9	1	9.1
7	Gilmore, Steven	BHM	9	10	9	1	9.1
8	Williams, Rayshad	HOU	9	8	6	2	6.2
9	Denis, Lukas	STL	9	7	6	1	6.1
10	Isaac, Keenan	HOU	7	7	6	1	6.1

Interceptions

Rk	Player	Team	GP	Int	RYds	TD	Long
1	Harris, Ajene	ARL	9	3	121	1	102
2	Williams, Rayshad	HOU	9	2	75	1	67
3	Kelly, Kameron	STL	9	2	44	0	37
4	Payton-Jones, Chris	STL	8	2	43	0	31
5	Baker, Deandre	DC	8	2	29	0	28
6	Thomas, A.J.	BHM	9	2	13	0	11
7	Miller Jr., D.J.	MICH	9	2	4	0	4
8	Tarpley III, Arnold	MICH	9	2	2	0	2
9	Williams, Jordan	SA	9	1	85	1	85
10	Nacua, Kai	MICH	9	1	80	1	80



2025 UFL League Stats  
Team Statistics - Team Rushing Statistics  
(As of May 26, 2025)



By Total Yards

Rk	Team	GP	Yds	Att	Avg	TD	Yd/Gm
1	St. Louis Battlehawks	9	1298	273	4.8	15	144.2
2	Michigan Panthers	9	1130	256	4.4	14	125.6
3	San Antonio Brahmas	9	988	209	4.7	7	109.8
4	Birmingham Stallions	9	941	226	4.2	7	104.6
5	DC Defenders	9	883	227	3.9	7	98.1
6	Arlington Renegades	9	872	214	4.1	9	96.9
7	Houston Roughnecks	9	839	198	4.2	7	93.2
8	Memphis Showboats	9	766	220	3.5	6	85.1

By Per Game Avg

Rk	Team	GP	Avg/Gm	Att	Yds	TD
1	St. Louis Battlehawks	9	144.2	273	1298	15
2	Michigan Panthers	9	125.6	256	1130	14
3	San Antonio Brahmas	9	109.8	209	988	7
4	Birmingham Stallions	9	104.6	226	941	7
5	DC Defenders	9	98.1	227	883	7
6	Arlington Renegades	9	96.9	214	872	9
7	Houston Roughnecks	9	93.2	198	839	7
8	Memphis Showboats	9	85.1	220	766	6

By Rushing TDs

Rk	Team	GP	TD	Att	Yds
1	St. Louis Battlehawks	9	15	273	1298
2	Michigan Panthers	9	14	256	1130
3	Arlington Renegades	9	9	214	872
4	San Antonio Brahmas	9	7	209	988
5	Birmingham Stallions	9	7	226	941
6	DC Defenders	9	7	227	883
7	Houston Roughnecks	9	7	198	839
8	Memphis Showboats	9	6	220	766

By Rushing Avg

Rk	Team	GP	Avg	Att	Yds	TD	Avg/Gm
1	St. Louis Battlehawks	9	4.8	273	1298	15	144.2
2	San Antonio Brahmas	9	4.7	209	988	7	109.8
3	Michigan Panthers	9	4.4	256	1130	14	125.6
4	Birmingham Stallions	9	4.2	226	941	7	104.6
5	Houston Roughnecks	9	4.2	198	839	7	93.2
6	Arlington Renegades	9	4.1	214	872	9	96.9
7	DC Defenders	9	3.9	227	883	7	98.1
8	Memphis Showboats	9	3.5	220	766	6	85.1

2025 UFL League Stats  
Team Statistics - Team Passing Statistics  
(As of May 26, 2025)



By Total Yards

Rk	Team	GP	C-A	Pct	Yds	TD	Int
1	DC Defenders	9	174 - 316	55.1	2335	19	4
2	Arlington Renegades	9	199 - 284	70.1	1901	10	5
3	Birmingham Stallions	9	154 - 282	54.6	1848	15	8
4	Michigan Panthers	9	159 - 242	65.7	1806	14	3
5	Houston Roughnecks	9	177 - 286	61.9	1572	9	6
6	Memphis Showboats	9	143 - 246	58.1	1421	5	8
7	St. Louis Battlehawks	9	116 - 190	61.1	1211	7	7
8	San Antonio Brahmas	9	139 - 242	57.4	1124	5	7

By Completions

Rk	Team	GP	Comp	Att	Yds	TD	Int
1	Arlington Renegades	9	199	284	1901	10	5
2	Houston Roughnecks	9	177	286	1572	9	6
3	DC Defenders	9	174	316	2335	19	4
4	Michigan Panthers	9	159	242	1806	14	3
5	Birmingham Stallions	9	154	282	1848	15	8
6	Memphis Showboats	9	143	246	1421	5	8
7	San Antonio Brahmas	9	139	242	1124	5	7
8	St. Louis Battlehawks	9	116	190	1211	7	7

By Attempts

Rk	Team	GP	Att	Comp	Yds	TD	Int
1	Arlington Renegades	9	284	199	1901	10	5
2	Houston Roughnecks	9	286	177	1572	9	6
3	DC Defenders	9	316	174	2335	19	4
4	Michigan Panthers	9	242	159	1806	14	3
5	Birmingham Stallions	9	282	154	1848	15	8
6	Memphis Showboats	9	246	143	1421	5	8
7	San Antonio Brahmas	9	242	139	1124	5	7
8	St. Louis Battlehawks	9	190	116	1211	7	7

By Yards Per Reception

Rk	Team	GP	Avg	Yds	No	TD	Avg/Gm
1	DC Defenders	9	13.7	2381	174	19	264.6
2	Birmingham Stallions	9	12.9	1994	154	15	221.6
3	Michigan Panthers	9	11.7	1863	159	14	207.0
4	St. Louis Battlehawks	9	11.6	1351	116	7	150.1
5	Memphis Showboats	9	10.7	1536	143	5	170.7
6	Arlington Renegades	9	10.1	2013	199	10	223.7
7	Houston Roughnecks	9	9.4	1661	177	9	184.6
8	San Antonio Brahmas	9	9.1	1268	139	5	140.9

By Passing TD

Rk	Team	GP	TD	C-A	Pct	Yds	Int
1	DC Defenders	9	19	174 - 316	55.1	2335	4
2	Birmingham Stallions	9	15	154 - 282	54.6	1848	8
3	Michigan Panthers	9	14	159 - 242	65.7	1806	3
4	Arlington Renegades	9	10	199 - 284	70.1	1901	5
5	Houston Roughnecks	9	9	177 - 286	61.9	1572	6
6	St. Louis Battlehawks	9	7	116 - 190	61.1	1211	7
7	Memphis Showboats	9	5	143 - 246	58.1	1421	8
8	San Antonio Brahmas	9	5	139 - 242	57.4	1124	7

By Completion Pct

Rk	Team	GP	Pct	C-A	Yds	TD	Int
1	Arlington Renegades	9	70.1	199 - 284	1901	10	5
2	Michigan Panthers	9	65.7	159 - 242	1806	14	3
3	Houston Roughnecks	9	61.9	177 - 286	1572	9	6
4	St. Louis Battlehawks	9	61.1	116 - 190	1211	7	7
5	Memphis Showboats	9	58.1	143 - 246	1421	5	8
6	San Antonio Brahmas	9	57.4	139 - 242	1124	5	7
7	DC Defenders	9	55.1	174 - 316	2335	19	4
8	Birmingham Stallions	9	54.6	154 - 282	1848	15	8

By Efficiency Rating

Rk	Team	GP	Eff	Pct	C-A	Yds	Int
1	Michigan Panthers	9	65.7	159 - 242	1806	14	3
2	DC Defenders	9	55.1	174 - 316	2335	19	4
3	Arlington Renegades	9	70.1	199 - 284	1901	10	5
4	Birmingham Stallions	9	54.6	154 - 282	1848	15	8
5	St. Louis Battlehawks	9	61.1	116 - 190	1211	7	7
6	Houston Roughnecks	9	61.9	177 - 286	1572	9	6
7	Memphis Showboats	9	58.1	143 - 246	1421	5	8
8	San Antonio Brahmas	9	57.4	139 - 242	1124	5	7



2025 UFL League Stats  
Team Statistics - Team Offensive Statistics  
(As of May 26, 2025)



Total Offense

Rk	Team	G	Plays	Rush	Pass	Total	Avg/G
1	DC Defenders	9	543	883	2335	3218	357.6
2	Michigan Panthers	9	498	1130	1806	2936	326.2
3	Birmingham Stallions	9	508	941	1848	2789	309.9
4	Arlington Renegades	9	498	872	1901	2773	308.1
5	St. Louis Battlehawks	9	463	1298	1211	2509	278.8
6	Houston Roughnecks	9	484	839	1572	2411	267.9
7	Memphis Showboats	9	466	766	1421	2187	243.0
8	San Antonio Brahmas	9	451	988	1124	2112	234.7

All-Purpose Yards

Rk	Team	G	Rush	Rcv	PR	KR	IR	FR	Total	Avg/G
1	DC Defenders	9	883	2381	262	821	75	0	4422	491.3
2	Michigan Panthers	9	1130	1863	168	999	141	0	4301	477.9
3	Birmingham Stallions	9	941	1994	310	850	39	0	4134	459.3
4	Arlington Renegades	9	872	2013	169	699	125	0	3878	430.9
5	St. Louis Battlehawks	9	1298	1351	314	751	159	0	3873	430.3
6	San Antonio Brahmas	9	988	1268	242	1210	114	0	3822	424.7
7	Houston Roughnecks	9	839	1661	145	884	194	0	3723	413.7
8	Memphis Showboats	9	766	1536	180	905	104	0	3491	387.9

Penalties

Rk	Team	G	Penalties	Avg	PenYds	Avg
1	Houston Roughnecks	9	41	4.6	300	33.3
2	St. Louis Battlehawks	9	45	5.0	390	43.3
3	Michigan Panthers	9	51	5.7	359	39.9
4	Memphis Showboats	9	51	5.7	433	48.1
5	Birmingham Stallions	9	68	7.6	487	54.1
6	San Antonio Brahmas	9	71	7.9	563	62.6
7	DC Defenders	9	71	7.9	663	73.7
8	Arlington Renegades	9	74	8.2	553	61.4

Conversions

Rk	Team	G	3rds	%	4th	%	AltKO	%
1	Michigan Panthers	9	47-99	47.5	8-13	61.5	0-1	00.0
2	DC Defenders	9	56-119	47.1	4-8	50.0	0-1	00.0
3	Arlington Renegades	9	53-116	45.7	4-6	66.7	0-0	0
4	Birmingham Stallions	9	53-121	43.8	5-8	62.5	0-0	0
5	Houston Roughnecks	9	44-110	40.0	6-13	46.2	1-2	50.0
6	St. Louis Battlehawks	9	40-105	38.1	1-5	20.0	0-0	0
7	San Antonio Brahmas	9	35-103	34.0	5-17	29.4	0-1	00.0
8	Memphis Showboats	9	33-104	31.7	3-10	30.0	0-1	00.0

Scoring

Rk	Team	TD	FG	PAT	Pts	P/G
1	Michigan Panthers	30	9	0	233	25.9
2	St. Louis Battlehawks	25	19	0	218	24.2
3	DC Defenders	27	14	0	217	24.1
4	Arlington Renegades	21	19	0	206	22.9
5	Birmingham Stallions	22	18	0	198	22.0
6	Houston Roughnecks	20	11	0	164	18.2
7	Memphis Showboats	13	15	0	139	15.4
8	San Antonio Brahmas	14	13	0	130	14.4

Touchdowns

Rk	Team	TD	Rush	Rcv	Ret	Pts
1	Michigan Panthers	30	14	14	2	233
2	DC Defenders	27	7	19	0	217
3	St. Louis Battlehawks	25	15	7	2	218
4	Birmingham Stallions	22	7	15	0	198
5	Arlington Renegades	21	9	10	1	206
6	Houston Roughnecks	20	7	9	3	164
7	San Antonio Brahmas	14	7	5	2	130
8	Memphis Showboats	13	6	5	1	139

First Downs

Rk	Team	G	Total	Rush	Pass	Pen	Avg/G
1	Michigan Panthers	9	182	74	96	12	20.2
2	DC Defenders	9	175	55	104	16	19.4
3	Arlington Renegades	9	168	47	95	26	18.7
4	Birmingham Stallions	9	156	55	82	19	17.3
5	St. Louis Battlehawks	9	142	62	64	16	15.8
6	Houston Roughnecks	9	137	51	80	6	15.2
7	Memphis Showboats	9	132	44	70	18	14.7
8	San Antonio Brahmas	9	122	55	56	11	13.6

Time of Possession

Rk	Team	G	TOP	Opp TOP
1	Arlington Renegades	9	289:54	250:03
2	Birmingham Stallions	9	280:30	259:23
3	Michigan Panthers	9	272:45	267:08
4	Memphis Showboats	9	265:44	274:32
5	St. Louis Battlehawks	9	264:22	275:26
6	DC Defenders	9	263:42	276:15
7	Houston Roughnecks	9	262:07	278:09
8	San Antonio Brahmas	9	260:50	278:58

2025 UFL League Stats  
Team Statistics - Team Special Teams Statistics  
(As of May 26, 2025)



Field Goals

Rk	Team	FGM	FGA	Pct.	Long	Blkd
1	St. Louis Battlehawks	19	20	95.0	56	0
2	Arlington Renegades	19	22	86.4	54	0
3	Birmingham Stallions	18	19	94.7	53	0
4	Memphis Showboats	15	17	88.2	52	1
5	DC Defenders	14	18	77.8	53	0
6	San Antonio Brahmas	13	17	76.5	55	0
7	Houston Roughnecks	11	13	84.6	51	0
8	Michigan Panthers	9	14	64.3	56	1

Kick Returns

Rk	Team	No.	Yds	Avg	TD	Lng
1	San Antonio Brahmas	47	1210	25.7	0	86
2	Michigan Panthers	40	999	25.0	0	49
3	Memphis Showboats	43	905	21.0	0	37
4	Houston Roughnecks	39	884	22.7	0	43
5	Birmingham Stallions	34	850	25.0	0	42
6	DC Defenders	39	821	21.1	0	38
7	St. Louis Battlehawks	32	751	23.5	0	41
8	Arlington Renegades	31	699	22.5	0	42

Interception Returns

Rk	Team	No.	Yds	Avg	TD	Lng
1	Houston Roughnecks	7	194	27.7	3	67
2	St. Louis Battlehawks	9	159	17.7	2	56
3	Michigan Panthers	6	141	23.5	2	80
4	Arlington Renegades	6	125	20.8	1	102
5	San Antonio Brahmas	3	114	38.0	1	85
6	Memphis Showboats	5	104	20.8	1	43
7	DC Defenders	7	75	10.7	0	28
8	Birmingham Stallions	5	39	7.8	0	13

Punting

Rk	Team	No	Yds	Avg	Lng	TB	In20	Blkd
1	Houston Roughnecks	38	1829	48.1	59	7	9	0
2	San Antonio Brahmas	34	1637	48.1	69	3	11	0
3	St. Louis Battlehawks	27	1296	48.0	63	2	9	0
4	Arlington Renegades	33	1554	47.1	69	5	8	0
5	Birmingham Stallions	29	1333	46.0	68	4	11	0
6	Michigan Panthers	24	1100	45.8	58	4	9	1
7	DC Defenders	35	1483	42.4	56	1	10	0
8	Memphis Showboats	39	1590	40.8	69	0	7	1

Punt Returns

Rk	Team	No.	Yds	Avg	TD	Lng
1	St. Louis Battlehawks	26	314	12.1	0	26
2	Birmingham Stallions	25	310	12.4	0	36
3	DC Defenders	24	262	10.9	0	47
4	San Antonio Brahmas	22	242	11.0	1	83
5	Memphis Showboats	19	180	9.5	0	54
6	Arlington Renegades	17	169	9.9	0	24
7	Michigan Panthers	15	168	11.2	0	88
8	Houston Roughnecks	14	145	10.4	0	27



2025 UFL League Stats  
Team Statistics - Defense  
(As of May 26, 2025)



Tackles

Rk	Team	GP	Tot	Solo	Asst	TFL	Avg
1	Memphis Showboats	9	623	374	249	31	69.2
2	St. Louis Battlehawks	9	616	368	248	35	68.4
3	San Antonio Brahmas	9	613	379	234	47	68.1
4	Michigan Panthers	9	600	388	212	46	66.7
5	Houston Roughnecks	9	593	388	205	40	65.9
6	Birmingham Stallions	9	580	364	216	44	64.4
7	DC Defenders	9	578	362	216	54	64.2
8	Arlington Renegades	9	505	352	153	52	56.1

Fumbles Forced

Rk	Team	GP	FF	FR	TD	Long
1	Arlington Renegades	9	10	9	0	0
2	DC Defenders	9	8	9	0	0
3	Birmingham Stallions	9	8	9	0	0
4	St. Louis Battlehawks	9	8	7	0	0
5	San Antonio Brahmas	9	8	5	0	0
6	Houston Roughnecks	9	6	6	0	0
7	Michigan Panthers	9	6	4	0	0
8	Memphis Showboats	9	6	1	0	0

Interceptions

Rk	Team	GP	Int	RYds	TD	Long
1	St. Louis Battlehawks	9	9	159	2	56
2	Houston Roughnecks	9	7	194	3	67
3	DC Defenders	9	7	75	0	28
4	Michigan Panthers	9	6	141	2	80
5	Arlington Renegades	9	6	125	1	102
6	Memphis Showboats	9	5	104	1	43
7	Birmingham Stallions	9	5	39	0	13
8	San Antonio Brahmas	9	3	114	1	85

Blocked Kicks

Rk	Team	GP	Blks
1	San Antonio Brahmas	9	2
2	Memphis Showboats	9	1
3	DC Defenders	9	1
4	St. Louis Battlehawks	9	0
5	Michigan Panthers	9	0
6	Houston Roughnecks	9	0
7	Birmingham Stallions	9	0
8	Arlington Renegades	9	0

Turnovers

Rk	Team	G	Takeaways	FR	Int	Avg	Giveaways	FL	Int	Avg	Margin	PtsOff	PtsAg
1	DC Defenders	9	16	9	7	1.8	10	6	4	1.1	6	30	12
2	Houston Roughnecks	9	13	6	7	1.4	9	3	6	1.0	4	27	30
3	St. Louis Battlehawks	9	16	7	9	1.8	14	7	7	1.6	2	47	39
4	Michigan Panthers	9	10	4	6	1.1	8	5	3	0.9	2	18	34
5	Arlington Renegades	9	15	9	6	1.7	13	8	5	1.4	2	33	17
6	Birmingham Stallions	9	14	9	5	1.6	15	7	8	1.7	-1	33	31
7	San Antonio Brahmas	9	8	5	3	0.9	12	5	7	1.3	-4	28	26
8	Memphis Showboats	9	6	1	5	0.7	17	9	8	1.9	-11	14	41

Sacks

Rk	Team	GP	Tot	Solo	Asst	YdsL	Avg
1	Arlington Renegades	9	23				2.6
2	DC Defenders	9	21				2.3
3	St. Louis Battlehawks	9	20				2.2
4	Birmingham Stallions	9	18				2.0
5	Michigan Panthers	9	16				1.8
6	Houston Roughnecks	9	14				1.6
7	San Antonio Brahmas	9	12				1.3
8	Memphis Showboats	9	12				1.3

Tackles For Loss

Rk	Team	GP	TFL	Solo	Asst	Yds	Avg
1	DC Defenders	9	54	54	0		6.0
2	Arlington Renegades	9	52	52	0		5.8
3	San Antonio Brahmas	9	47	47	0		5.2
4	Michigan Panthers	9	46	46	0		5.1
5	Birmingham Stallions	9	44	44	0		4.9
6	Houston Roughnecks	9	40	40	0		4.4
7	St. Louis Battlehawks	9	35	35	0		3.9
8	Memphis Showboats	9	31	31	0		3.4

Passes Defended

Rk	Team	GP	Tot	BrkUps	Int	Avg
1	Arlington Renegades	9	58	52	6	52.7
2	St. Louis Battlehawks	9	54	45	9	46.0
3	Birmingham Stallions	9	51	46	5	46.6
4	Michigan Panthers	9	49	43	6	43.7
5	DC Defenders	9	42	35	7	35.8
6	Houston Roughnecks	9	38	31	7	31.8
7	Memphis Showboats	9	31	26	5	26.6
8	San Antonio Brahmas	9	30	27	3	27.3

2025 UFL League Stats  
Team Defensive Statistics - Rushing Statistics  
(As of May 26, 2025)



By Total Yards

Rk	Team	GP	Yds	Att	Avg	TD	Yd/Gm
1	Michigan Panthers	9	759	214	3.5	6	84.3
2	Birmingham Stallions	9	830	204	4.1	8	92.2
3	Arlington Renegades	9	833	207	4.0	8	92.6
4	St. Louis Battlehawks	9	929	230	4.0	5	103.2
5	DC Defenders	9	1032	213	4.8	11	114.7
6	Houston Roughnecks	9	1053	236	4.5	10	117.0
7	Memphis Showboats	9	1121	254	4.4	6	124.6
8	San Antonio Brahmas	9	1160	265	4.4	18	128.9

By Per Game Avg

Rk	Team	GP	Avg/Gm	Att	Yds	TD
1	Michigan Panthers	9	84.3	214	759	6
2	Birmingham Stallions	9	92.2	204	830	8
3	Arlington Renegades	9	92.6	207	833	8
4	St. Louis Battlehawks	9	103.2	230	929	5
5	DC Defenders	9	114.7	213	1032	11
6	Houston Roughnecks	9	117.0	236	1053	10
7	Memphis Showboats	9	124.6	254	1121	6
8	San Antonio Brahmas	9	128.9	265	1160	18

By Rushing TDs

Rk	Team	GP	TD	Att	Yds
1	St. Louis Battlehawks	9	5	230	929
2	Michigan Panthers	9	6	214	759
3	Memphis Showboats	9	6	254	1121
4	Birmingham Stallions	9	8	204	830
5	Arlington Renegades	9	8	207	833
6	Houston Roughnecks	9	10	236	1053
7	DC Defenders	9	11	213	1032
8	San Antonio Brahmas	9	18	265	1160

By Rushing Avg

Rk	Team	GP	Avg	Att	Yds	TD	Avg/Gm
1	Michigan Panthers	9	3.5	214	759	6	84.3
2	Arlington Renegades	9	4.0	207	833	8	92.6
3	St. Louis Battlehawks	9	4.0	230	929	5	103.2
4	Birmingham Stallions	9	4.1	204	830	8	92.2
5	Memphis Showboats	9	4.4	254	1121	6	124.6
6	San Antonio Brahmas	9	4.4	265	1160	18	128.9
7	Houston Roughnecks	9	4.5	236	1053	10	117.0
8	DC Defenders	9	4.8	213	1032	11	114.7

2025 UFL League Stats  
Team Defensive Statistics - Passing Statistics  
(As of May 26, 2025)



By Total Yards

Rk	Team	GP	C-A	Pct	Yds	TD	Int
1	Memphis Showboats	9	151 - 240	62.9	1387	13	5
2	St. Louis Battlehawks	9	149 - 264	56.4	1505	11	9
3	Arlington Renegades	9	131 - 271	48.3	1512	10	6
4	Birmingham Stallions	9	167 - 275	60.7	1639	6	5
5	DC Defenders	9	167 - 258	64.7	1680	12	7
6	San Antonio Brahmas	9	157 - 227	69.2	1734	8	3
7	Houston Roughnecks	9	166 - 276	60.1	1836	11	7
8	Michigan Panthers	9	173 - 277	62.5	1925	13	6

By Completions

Rk	Team	GP	Comp	Att	Yds	TD	Int
1	Arlington Renegades	9	131	271	1512	10	6
2	St. Louis Battlehawks	9	149	264	1505	11	9
3	Memphis Showboats	9	151	240	1387	13	5
4	San Antonio Brahmas	9	157	227	1734	8	3
5	Houston Roughnecks	9	166	276	1836	11	7
6	Birmingham Stallions	9	167	275	1639	6	5
7	DC Defenders	9	167	258	1680	12	7
8	Michigan Panthers	9	173	277	1925	13	6

By Attempts

Rk	Team	GP	Att	Comp	Yds	TD	Int
1	Arlington Renegades	9	271	131	1512	10	6
2	St. Louis Battlehawks	9	264	149	1505	11	9
3	Memphis Showboats	9	240	151	1387	13	5
4	San Antonio Brahmas	9	227	157	1734	8	3
5	Houston Roughnecks	9	276	166	1836	11	7
6	Birmingham Stallions	9	275	167	1639	6	5
7	DC Defenders	9	258	167	1680	12	7
8	Michigan Panthers	9	277	173	1925	13	6

By Yards Per Reception

Rk	Team	GP	Avg	Yds	No	TD	Avg/Gm
1	Memphis Showboats	9	9.6	1455	151	13	161.7
2	Birmingham Stallions	9	10.5	1753	167	6	194.8
3	St. Louis Battlehawks	9	10.8	1610	149	11	178.9
4	DC Defenders	9	11.0	1830	167	12	203.3
5	San Antonio Brahmas	9	11.5	1813	157	8	201.4
6	Houston Roughnecks	9	11.5	1903	166	11	211.4
7	Michigan Panthers	9	11.6	2012	173	13	223.6
8	Arlington Renegades	9	12.9	1691	131	10	187.9

By Passing TD

Rk	Team	GP	TD	C-A	Pct	Yds	TD	Int
1	Birmingham Stallions	9	6	167 - 275	60.7	1639	5	
2	San Antonio Brahmas	9	8	157 - 227	69.2	1734	3	
3	Arlington Renegades	9	10	131 - 271	48.3	1512	6	
4	St. Louis Battlehawks	9	11	149 - 264	56.4	1505	9	
5	Houston Roughnecks	9	11	166 - 276	60.1	1836	7	
6	DC Defenders	9	12	167 - 258	64.7	1680	7	
7	Memphis Showboats	9	13	151 - 240	62.9	1387	5	
8	Michigan Panthers	9	13	173 - 277	62.5	1925	6	

By Completion Pct

Rk	Team	GP	Pct	C-A	Yds	TD	Int
1	Arlington Renegades	9	48.3	131 - 271	1512	10	6
2	St. Louis Battlehawks	9	56.4	149 - 264	1505	11	9
3	Houston Roughnecks	9	60.1	166 - 276	1836	11	7
4	Birmingham Stallions	9	60.7	167 - 275	1639	6	5
5	Michigan Panthers	9	62.5	173 - 277	1925	13	6
6	Memphis Showboats	9	62.9	151 - 240	1387	13	5
7	DC Defenders	9	64.7	167 - 258	1680	12	7
8	San Antonio Brahmas	9	69.2	157 - 227	1734	8	3

By Efficiency Rating

Rk	Team	GP	Eff	Pct	C-A	Yds	Int
1	Arlington Renegades	9	48.3	131 - 271	1512	10	6
2	St. Louis Battlehawks	9	56.4	149 - 264	1505	11	9
3	Birmingham Stallions	9	60.7	167 - 275	1639	6	5
4	Houston Roughnecks	9	60.1	166 - 276	1836	11	7
5	Memphis Showboats	9	62.9	151 - 240	1387	13	5
6	DC Defenders	9	64.7	167 - 258	1680	12	7
7	Michigan Panthers	9	62.5	173 - 277	1925	13	6
8	San Antonio Brahmas	9	69.2	157 - 227	1734	8	3



2025 UFL League Stats  
Team Defensive Statistics - Opposing Offensive Statistics  
(As of May 26, 2025)



Total Defense

Rk	Team	G	Plays	Rush	Pass	Total	Avg/G
1	Arlington Renegades	9	478	833	1512	2345	260.6
2	St. Louis Battlehawks	9	494	929	1505	2434	270.4
3	Birmingham Stallions	9	479	830	1639	2469	274.3
4	Memphis Showboats	9	494	1121	1387	2508	278.7
5	Michigan Panthers	9	491	759	1925	2684	298.2
6	DC Defenders	9	471	1032	1680	2712	301.3
7	Houston Roughnecks	9	512	1053	1836	2889	321.0
8	San Antonio Brahmas	9	492	1160	1734	2894	321.6

Scoring

Rk	Team	TD	FG	PAT	Pts	P/G
1	St. Louis Battlehawks	18	12	0	155	17.2
2	Birmingham Stallions	17	14	0	158	17.6
3	Arlington Renegades	19	12	0	162	18.0
4	Michigan Panthers	20	17	0	179	19.9
5	Houston Roughnecks	22	15	0	189	21.0
6	Memphis Showboats	22	17	0	200	22.2
7	DC Defenders	24	16	0	211	23.4
8	San Antonio Brahmas	30	15	0	251	27.9

All-Purpose Yards

Rk	Team	Defense	G	Rush	Rcv	PR	KR	IR	FR	Total	Avg/G
1	Memphis Showboats		9	1121	1455	208	733	154	0	3671	407.9
2	Arlington Renegades		9	833	1691	244	799	113	0	3680	408.9
3	Birmingham Stallions		9	830	1753	59	1044	84	0	3770	418.9
4	Michigan Panthers		9	759	2012	208	820	142	0	3941	437.9
5	St. Louis Battlehawks		9	929	1610	124	1245	166	0	4074	452.7
6	DC Defenders		9	1032	1830	249	941	42	0	4094	454.9
7	Houston Roughnecks		9	1053	1903	424	727	84	0	4191	465.7
8	San Antonio Brahmas		9	1160	1813	274	810	166	0	4223	469.2

Touchdowns

Rk	Team	TD	Rush	Rcv	Ret	Pts
1	Birmingham Stallions	17	8	6	2	158
2	St. Louis Battlehawks	18	5	11	1	155
3	Arlington Renegades	19	8	10	1	162
4	Michigan Panthers	20	6	13	1	179
5	Memphis Showboats	22	6	13	2	200
6	Houston Roughnecks	22	10	11	1	189
7	DC Defenders	24	11	12	1	211
8	San Antonio Brahmas	30	18	8	2	251

Opponent Penalties

Rk	Team	G	Penalties	Avg	PenYds	Avg
1	St. Louis Battlehawks	9	67	7.4	563	62.6
2	San Antonio Brahmas	9	61	6.8	485	53.9
3	Michigan Panthers	9	57	6.3	489	54.3
4	Memphis Showboats	9	59	6.6	451	50.1
5	Houston Roughnecks	9	45	5.0	374	41.6
6	DC Defenders	9	68	7.6	488	54.2
7	Birmingham Stallions	9	51	5.7	369	41.0
8	Arlington Renegades	9	64	7.1	529	58.8

First Downs

Rk	Team	G	Total	Rush	Pass	Pen	Avg/G
1	Arlington Renegades	9	138	48	79	11	15.3
2	Memphis Showboats	9	141	58	72	11	15.7
3	St. Louis Battlehawks	9	142	56	71	15	15.8
4	Birmingham Stallions	9	145	47	80	18	16.1
5	Michigan Panthers	9	155	45	93	17	17.2
6	Houston Roughnecks	9	159	59	87	13	17.7
7	DC Defenders	9	165	57	86	22	18.3
8	San Antonio Brahmas	9	169	73	79	17	18.8

Conversions

Rk	Team	G	3rds	%	4th	%	AltKO	%
1	Arlington Renegades	9	40-114	35.1	9-16	56.3	0-2	00.0
2	Birmingham Stallions	9	39-106	36.8	3-8	37.5	0-1	00.0
3	DC Defenders	9	42-102	41.2	3-5	60.0	0-0	0
4	Houston Roughnecks	9	48-115	41.7	5-11	45.5	0-1	00.0
5	St. Louis Battlehawks	9	48-114	42.1	3-16	18.8	0-0	0
6	Memphis Showboats	9	51-120	42.5	4-5	80.0	0-0	0
7	San Antonio Brahmas	9	44-102	43.1	5-9	55.6	0-0	0
8	Michigan Panthers	9	49-104	47.1	4-10	40.0	1-2	50.0

Time of Possession

Rk	Team	G	TOP	Own TOP
1	Arlington Renegades	9	250:03	289:54
2	Birmingham Stallions	9	259:23	280:30
3	Michigan Panthers	9	267:08	272:45
4	Memphis Showboats	9	274:32	265:44
5	St. Louis Battlehawks	9	275:26	264:22
6	DC Defenders	9	276:15	263:42
7	Houston Roughnecks	9	278:09	262:07
8	San Antonio Brahmas	9	278:58	260:50

2025 UFL League Stats  
Team Defensive Statistics - Opposing Special Teams Statistics  
(As of May 26, 2025)



Kick Returns

Rk	Team	No.	Yds	Avg	TD	Lng
1	Houston Roughnecks	34	727	21.4	0	35
2	Memphis Showboats	32	733	22.9	0	42
3	Arlington Renegades	37	799	21.6	0	41
4	San Antonio Brahmas	32	810	25.3	0	49
5	Michigan Panthers	42	820	19.5	0	43
6	DC Defenders	36	941	26.1	0	43
7	Birmingham Stallions	44	1044	23.7	0	38
8	St. Louis Battlehawks	48	1245	25.9	0	86

Punt Returns

Rk	Team	No.	Yds	Avg	TD	Lng
1	Birmingham Stallions	15	59	3.9	0	15
2	St. Louis Battlehawks	18	124	6.9	0	21
3	Michigan Panthers	15	208	13.9	0	54
4	Memphis Showboats	22	208	9.5	0	22
5	Arlington Renegades	21	244	11.6	0	47
6	DC Defenders	23	249	10.8	1	83
7	San Antonio Brahmas	21	274	13.0	0	35
8	Houston Roughnecks	27	424	15.7	0	88

Interception Returns

Rk	Team	No.	Yds	Avg	TD	Lng
1	DC Defenders	4	42	10.5	0	31
2	Houston Roughnecks	6	84	14.0	1	55
3	Birmingham Stallions	8	84	10.5	2	51
4	Arlington Renegades	5	113	22.6	1	56
5	Michigan Panthers	3	142	47.3	1	85
6	Memphis Showboats	8	154	19.3	2	80
7	St. Louis Battlehawks	7	166	23.7	1	102
8	San Antonio Brahmas	7	166	23.7	2	67

2025 UFL League Stats  
Team Defensive Statistics - Opposing Defense Statistics  
(As of May 26, 2025)



Tackles

Rk	Team	GP	Tot	Solo	Asst	TFL	Avg
1	Birmingham Stallions	9	569	382	187	42	63.2
2	Memphis Showboats	9	573	369	204	52	63.7
3	Houston Roughnecks	9	574	342	232	42	63.8
4	St. Louis Battlehawks	9	578	374	204	51	64.2
5	San Antonio Brahmas	9	583	362	221	46	64.8
6	DC Defenders	9	609	357	252	36	67.7
7	Michigan Panthers	9	610	381	229	31	67.8
8	Arlington Renegades	9	612	408	204	49	68.0

Fumbles Forced

Rk	Team	GP	FF	FR	TD	Long
1	Houston Roughnecks	9	5	3	0	0
2	San Antonio Brahmas	9	5	5	0	0
3	Michigan Panthers	9	6	5	0	0
4	DC Defenders	9	6	6	0	0
5	St. Louis Battlehawks	9	7	7	0	0
6	Memphis Showboats	9	8	9	0	0
7	Birmingham Stallions	9	11	7	0	0
8	Arlington Renegades	9	12	8	0	0

Sacks

Rk	Team	GP	Tot	Solo	Asst	YdsL	Avg
1	DC Defenders	9	7				0.8
2	Michigan Panthers	9	11				1.2
3	Houston Roughnecks	9	13				1.4
4	Memphis Showboats	9	17				1.9
5	St. Louis Battlehawks	9	21				2.3
6	San Antonio Brahmas	9	21				2.3
7	Arlington Renegades	9	22				2.4
8	Birmingham Stallions	9	24				2.7

Tackles For Loss

Rk	Team	GP	TFL	Solo	Asst	Yds	Avg
1	Michigan Panthers	9	31	31	0		3.4
2	DC Defenders	9	36	36	0		4.0
3	Houston Roughnecks	9	42	42	0		4.7
4	Birmingham Stallions	9	42	42	0		4.7
5	San Antonio Brahmas	9	46	46	0		5.1
6	Arlington Renegades	9	49	49	0		5.4
7	St. Louis Battlehawks	9	51	51	0		5.7
8	Memphis Showboats	9	52	52	0		5.8

Passes Defended

Rk	Team	GP	Tot	BrkUps	Int	Avg
1	Michigan Panthers	9	24	21	3	21.3
2	Arlington Renegades	9	34	29	5	29.6
3	St. Louis Battlehawks	9	44	37	7	37.8
4	DC Defenders	9	47	43	4	43.4
5	Birmingham Stallions	9	48	40	8	40.9
6	Memphis Showboats	9	49	41	8	41.9
7	Houston Roughnecks	9	49	43	6	43.7
8	San Antonio Brahmas	9	58	51	7	51.8

Interceptions

Rk	Team	GP	Int	RYds	TD	Long
1	Michigan Panthers	9	3	142	1	85
2	DC Defenders	9	4	42	0	31
3	Arlington Renegades	9	5	113	1	56
4	Houston Roughnecks	9	6	84	1	55
5	St. Louis Battlehawks	9	7	166	1	102
6	San Antonio Brahmas	9	7	166	2	67
7	Birmingham Stallions	9	8	84	2	51
8	Memphis Showboats	9	8	154	2	80

Blocked Kicks

Rk	Team	GP	Blks
1	St. Louis Battlehawks	9	0
2	San Antonio Brahmas	9	0
3	Houston Roughnecks	9	0
4	DC Defenders	9	0
5	Birmingham Stallions	9	0
6	Arlington Renegades	9	0
7	Michigan Panthers	9	2
8	Memphis Showboats	9	2



2025 UFL League Stats  
Individual Performances  
(As of May 26, 2025)



Individual Game Highs

Rush Yards		
142	Corbin, Jashaun (SA)	vs. MEM (2025-05-16)
118	Saylors, Jacob (STL)	vs. BHM (2025-05-17)
115	Howard, Jarveon (STL)	at HOU (2025-03-28)
110	Ballage, Kalen (ARL)	vs. SA (2025-03-29)
109	Corbin, Jashaun (SA)	vs. DC (2025-05-09)
Rush Attempts		
25	Corbin, Jashaun (SA)	vs. MEM (2025-05-16)
23	Smith, Abram (DC)	at STL (2025-04-13)
20	Saylors, Jacob (STL)	at ARL (2025-04-19)
19	Taua, Toa (MICH)	vs. DC (2025-05-04)
18	Dae Hunter, Dae (ARL)	vs. MICH (2025-05-10)
TD Rushes		
3	Smith, DeVeon (ARL)	vs. SA (2025-03-29)
3	Saylors, Jacob (STL)	vs. SA (2025-04-06)
2	Wilkins, Manny (STL)	at HOU (2025-03-28)
2	Perkins, Bryce (MICH)	vs. SA (2025-04-13)
2	Robbins, Aidan (SA)	at DC (2025-04-20)
Pass Completions		
32	Perez, Luis (ARL)	at DC (2025-05-18)
30	McClendon, Jalan (HOU)	vs. MICH (2025-05-17)
26	Perez, Luis (ARL)	at BHM (2025-04-11)
25	Perez, Luis (ARL)	vs. MICH (2025-05-10)
23	Perez, Luis (ARL)	vs. DC (2025-04-27)
Pass TDs		
3	Taamu, Jordan (DC)	at STL (2025-04-13)
3	Taamu, Jordan (DC)	at ARL (2025-04-27)
3	Taamu, Jordan (DC)	at SA (2025-05-09)
3	Smith, JMar (BHM)	at STL (2025-05-17)
3	Etling, Danny (MICH)	at HOU (2025-05-17)
Interceptions Thrown		
3	Wilkins, Manny (STL)	vs. DC (2025-04-13)
3	Hogan, Kevin (SA)	vs. MEM (2025-05-16)
2	Brown, Anthony (HOU)	vs. STL (2025-03-28)
2	Corral, Matt (BHM)	at MICH (2025-04-04)
2	Perry, E.J. (MEM)	vs. HOU (2025-04-12)
Completion Pct		
1.000	Jackson, Blake (STL)	vs. MICH (2025-04-26)
1.000	DiLiello, Mike (DC)	at SA (2025-05-09)
1.000	Stilianos, Steven (SA)	vs. MEM (2025-05-16)
1.000	Rowland, Chris (DC)	vs. ARL (2025-05-18)
1.000	Ahlers, Holton (ARL)	at MEM (2025-05-24)
Passing Avg		
57.0	Jackson, Blake (STL)	vs. MICH (2025-04-26)
38.0	Stilianos, Steven (SA)	vs. MEM (2025-05-16)
18.0	Cookus, Case (BHM)	at HOU (2025-04-19)
12.6	Smith, JMar (BHM)	vs. HOU (2025-05-11)
11.6	Taamu, Jordan (DC)	at SA (2025-05-09)
Completion Avg		
57.0	Jackson, Blake (STL)	vs. MICH (2025-04-26)
38.0	Stilianos, Steven (SA)	vs. MEM (2025-05-16)
36.0	Cookus, Case (BHM)	at HOU (2025-04-19)
21.0	Smith, JMar (BHM)	vs. HOU (2025-05-11)
18.7	Smith, JMar (BHM)	at STL (2025-05-17)
Receptions		
11	Hall, Justin (HOU)	vs. MICH (2025-05-17)
10	Hall, Justin (HOU)	vs. DC (2025-05-25)

9	Adams, Jonathan (MEM)	at DC (2025-04-05)
9	Hall, Justin (HOU)	at SA (2025-04-27)
9	Rowland, Chris (DC)	at MICH (2025-05-04)
Receiving Yards		
144	Rowland, Chris (DC)	at MICH (2025-05-04)
128	Adams, Jonathan (MEM)	at DC (2025-04-05)
127	Vaughns, Tyler (ARL)	vs. MICH (2025-05-10)
126	Hall, Justin (HOU)	vs. DC (2025-05-25)
124	Butler, Hakeem (STL)	vs. MICH (2025-04-26)
Receiving Targets		
16	Hall, Justin (HOU)	vs. MICH (2025-05-17)
13	Hall, Justin (HOU)	vs. DC (2025-05-25)
13	Powell, Cornell (DC)	at HOU (2025-05-25)
12	Rowland, Chris (DC)	at ARL (2025-04-27)
12	Rowland, Chris (DC)	at MICH (2025-05-04)
Receiving TDs		
2	Butler, Hakeem (STL)	vs. MICH (2025-04-26)
2	Cain, Deon (BHM)	at STL (2025-05-17)
2	Powell, Cornell (DC)	vs. ARL (2025-05-18)
2	Vaughns, Tyler (ARL)	at DC (2025-05-18)
2	Cain, Deon (BHM)	vs. MICH (2025-05-24)
Touchdowns Scored		
3	Smith, DeVeon (ARL)	vs. SA (2025-03-29)
3	Saylors, Jacob (STL)	vs. SA (2025-04-06)
2	Wilkins, Manny (STL)	at HOU (2025-03-28)
2	Perkins, Bryce (MICH)	vs. SA (2025-04-13)
2	Robbins, Aidan (SA)	at DC (2025-04-20)
Touchdowns Responsible For		
4	Taamu, Jordan (DC)	at ARL (2025-04-27)
3	Taamu, Jordan (DC)	at STL (2025-04-13)
3	Duggan, Max (STL)	vs. MICH (2025-04-26)
3	Perkins, Bryce (MICH)	vs. DC (2025-05-04)
3	Taamu, Jordan (DC)	at SA (2025-05-09)
Points Scored		
20	Saylors, Jacob (STL)	vs. SA (2025-04-06)
18	Smith, DeVeon (ARL)	vs. SA (2025-03-29)
14	Vaughns, Tyler (ARL)	at DC (2025-05-18)
13	Perkins, Bryce (MICH)	vs. SA (2025-04-13)
13	Cain, Deon (BHM)	at STL (2025-05-17)
Total Tackles		
14	Beckett, Tavante (SA)	at DC (2025-04-20)
14	Tarpley III, Arnold (MICH)	at HOU (2025-05-17)
13	Ginda, Frank (MICH)	vs. MEM (2025-04-18)
13	Moody, Marvin (HOU)	at BHM (2025-05-11)
13	Beckett, Tavante (SA)	vs. MEM (2025-05-16)
Total TFLs		
3	Lawrence, Rashard (SA)	at DC (2025-04-20)
3	Odom, Chris (ARL)	vs. DC (2025-04-27)
3	Phillips, Kyle (DC)	at MICH (2025-05-04)
3	Wallace, Joe (DC)	at SA (2025-05-09)
3	Willekes, Kenny (MICH)	at ARL (2025-05-10)
Total Sacks		
2	Taumoepenu, Pita (STL)	at HOU (2025-03-28)
2	Roberson, Derick (DC)	vs. BHM (2025-03-30)
2	Hines III, Anthony (DC)	vs. BHM (2025-03-30)
2	Anae, Bradlee (BHM)	at MICH (2025-04-04)
2	Mintze, Andre (DC)	at STL (2025-04-13)
Interceptions		
2	Miller Jr., D.J. (MICH)	vs. BHM (2025-04-04)
1	Cole, Qwynnterio (STL)	at HOU (2025-03-28)
1	Denis, Lukas (STL)	at HOU (2025-03-28)
1	Mayfield Jr., Corey (SA)	at ARL (2025-03-29)
1	Tarpley III, Arnold (MICH)	at MEM (2025-03-30)
Pass Breakups		
4	Price, Jayden (ARL)	at STL (2025-05-02)

3	Gilmore, Steven (BHM)	at DC (2025-03-30)
3	Miller Jr., D.J. (MICH)	vs. BHM (2025-04-04)
3	Payton-Jones, Chris (STL)	vs. DC (2025-04-13)
3	Whitehead Jr., Kedrick (MICH)	at HOU (2025-05-17)
Forced Fumbles		
2	Mintze, Andre (DC)	at STL (2025-04-13)
2	Taumoepenu, Pita (STL)	vs. ARL (2025-05-02)
2	Goodrich, Mario (BHM)	vs. HOU (2025-05-11)
2	Taylor III, Willie (ARL)	at MEM (2025-05-24)
1	Price, Jayden (ARL)	vs. SA (2025-03-29)
Fumble Recoveries		
2	Mosley, Jordan (SA)	vs. MEM (2025-05-16)
1	Hines III, Anthony (DC)	vs. BHM (2025-03-30)
1	Langan, Ryan (BHM)	at MICH (2025-04-04)
1	Wesley, Barry (BHM)	at MICH (2025-04-04)
1	Isom, Daniel (BHM)	at MICH (2025-04-04)
Field Goals Made		
4	McCrane, Matt (DC)	vs. BHM (2025-03-30)
4	Havrisik, Lucas (ARL)	vs. MICH (2025-05-10)
3	Mevis, Harrison (BHM)	at MICH (2025-04-04)
3	McCrane, Matt (DC)	vs. MEM (2025-04-05)
3	Havrisik, Lucas (ARL)	at BHM (2025-04-11)
Field Goals Attempted		
4	Potter, B.T. (MICH)	at MEM (2025-03-30)
4	McCrane, Matt (DC)	vs. BHM (2025-03-30)
4	McCrane, Matt (DC)	vs. MEM (2025-04-05)
4	De La Haye, Donald (SA)	at MICH (2025-04-13)
4	McCrane, Matt (DC)	at STL (2025-04-13)
Longest Field Goal Made		
56	Blankenship, Rodrigo (STL)	vs. DC (2025-04-13)
56	Potter, B.T. (MICH)	at ARL (2025-05-10)
55	De La Haye, Donald (SA)	at MICH (2025-04-13)
55	Blankenship, Rodrigo (STL)	at ARL (2025-04-19)
54	Vizcaino, Tristan (SA)	vs. DC (2025-05-09)
Long Punt Return		
88	Malone, Xavier (MICH)	at HOU (2025-05-17)
83	Sexton, Mathew (SA)	at DC (2025-04-20)
54	Hennie, Isiah (MEM)	at MICH (2025-04-18)
47	Mickens, Jaydon (DC)	at ARL (2025-04-27)
44	Hennie, Isiah (MEM)	at HOU (2025-05-03)
Long Kickoff Return		
86	Shirden, Jaden (SA)	vs. STL (2025-05-23)
49	Ross, Devin (MICH)	vs. SA (2025-04-13)
49	Kirklin, Jontre (SA)	vs. STL (2025-05-23)
43	Grayson, Cyril (HOU)	vs. MICH (2025-05-17)
43	Grayson, Cyril (HOU)	vs. DC (2025-05-25)
Long Interception Return		
102	Harris, Ajene (ARL)	vs. STL (2025-04-19)
85	Williams, Jordan (SA)	at MICH (2025-04-13)
80	Nacua, Kai (MICH)	at MEM (2025-03-30)
67	Williams, Rayshad (HOU)	at SA (2025-04-27)
56	Harvey, Willie (STL)	at ARL (2025-04-19)
Long Fumble Return		
0	Hikutini, Cole (MICH)	at MEM (2025-03-30)
0	Perkins, Bryce (MICH)	at MEM (2025-03-30)
0	Taamu, Jordan (DC)	vs. BHM (2025-03-30)
0	Hines III, Anthony (DC)	vs. BHM (2025-03-30)
0	Langan, Ryan (BHM)	at MICH (2025-04-04)
Punting Average		
56.0	Hofrichter, Sterling (STL)	vs. MICH (2025-04-26)
56.0	Vernon, Seth (MICH)	at HOU (2025-05-17)
55.7	Mengel, Matt (MEM)	at SA (2025-05-16)
54.3	Wing, Brad (SA)	at ARL (2025-03-29)
54.0	Rivers, Mike (HOU)	at MEM (2025-04-12)
Long Punt		



69	Wing, Brad (SA)	at ARL (2025-03-29)
69	King, Marquette (ARL)	vs. HOU (2025-04-06)
69	Mengel, Matt (MEM)	at SA (2025-05-16)
68	Wadman, Colby (BHM)	at STL (2025-05-17)
67	King, Marquette (ARL)	vs. SA (2025-03-29)

**2025 UFL League Stats  
Individual Performances  
(As of May 26, 2025)**



**Longest Plays**

**Passing Completions**

78	MEM at BHM (2025-04-25)
D.Winn pass deep right complete. Catch made by D.Anderson for 78 yards. TOUCHDOWN.	
76	DC at SA (2025-05-09)
J.Ta'amu pass deep right complete. Catch made by B.Sanders for 76 yards. TOUCHDOWN.	
67	MICH vs. STL (2025-04-26)
M.Duggan pass deep right complete. Catch made by H.Butler for 67 yards. TOUCHDOWN.	
65	DC at MICH (2025-05-04)
J.Ta'amu pass deep middle complete. Catch made by C.Rowland for 65 yards. TOUCHDOWN.	
65	BHM at STL (2025-05-17)
J.Smith pass deep right complete. Catch made by D.Cain for 65 yards. TOUCHDOWN.	
63	DC vs. ARL (2025-04-27)
L.Perez pass deep middle complete. Catch made by D.Burnett for 63 yards. TOUCHDOWN.	
62	DC at STL (2025-04-13)
J.Ta'amu pass deep middle complete. Catch made by T.Scott for 62 yards. TOUCHDOWN.	
58	SA vs. STL (2025-04-06)
M.Wilkins pass deep left complete. Catch made by G.Jennings for 58 yards. Pushed out of bounds by J.Elliott at SA 20.	
57	MICH vs. STL (2025-04-26)
B.Jackson pass deep right complete. Catch made by H.Butler for 57 yards. TOUCHDOWN.	
57	MICH vs. BHM (2025-05-24)
J.Smith pass deep left complete. Catch made by C.Johnson for 57 yards. Tackled by K.Lovely at MICH 18.	

**Rushing**

77	SA vs. ARL (2025-03-29)
K.Ballage rushed right tackle for 77 yards. TOUCHDOWN.	
74	STL at HOU (2025-03-28)
J.Howard rushed up the middle for 74 yards. TOUCHDOWN.	
57	DC vs. SA (2025-05-09)
J.Corbin rushed right guard for 57 yards. TOUCHDOWN.	
57	ARL vs. DC (2025-05-18)
D.Jackson rushed left tackle for 57 yards. TOUCHDOWN.	
54	MEM at SA (2025-05-16)
J.Jackson rushed left tackle for 54 yards. Pushed out of bounds by J.Mosley at SA 12.	
52	HOU at BHM (2025-05-11)
Z.White rushed up the middle for 52 yards. TOUCHDOWN.	
45	MICH vs. HOU (2025-05-17)
Z.White rushed up the middle for 45 yards. Tackled by N.Dawkins at MICH 29.	
43	SA vs. MICH (2025-04-13)
J.Shirden rushed left tackle for 43 yards. TOUCHDOWN.	
37	ARL vs. STL (2025-05-02)
M.Duggan scrambles right tackle for 37 yards. Tackled by M.Dorn at ARL 2.	

**37**      **ARL** at MEM (2025-05-24)  
M.King rushed right end for 37 yards. Tackled by K.Lassiter at MEM 28.

2025 UFL League Stats  
Individual Performances  
(As of May 26, 2025)



Top Individual Performances

100-yard Rushing Performances		
142	Corbin, Jashaun (SA)	vs. MEM (2025-05-16)
118	Saylors, Jacob (STL)	vs. BHM (2025-05-17)
115	Howard, Jarveon (STL)	at HOU (2025-03-28)
110	Ballage, Kalen (ARL)	vs. SA (2025-03-29)
109	Corbin, Jashaun (SA)	vs. DC (2025-05-09)
100-yard Receiving Performances		
144	Rowland, Chris (DC)	at MICH (2025-05-04)
128	Adams, Jonathan (MEM)	at DC (2025-04-05)
127	Vaughns, Tyler (ARL)	vs. MICH (2025-05-10)
126	Hall, Justin (HOU)	vs. DC (2025-05-25)
124	Butler, Hakeem (STL)	vs. MICH (2025-04-26)
115	Cain, Deon (BHM)	at STL (2025-05-17)
115	Mariner, Siaosi (MICH)	at BHM (2025-05-24)
111	Mariner, Siaosi (MICH)	at STL (2025-04-26)
108	Smith, Justin (SA)	at BHM (2025-05-04)
107	Vaughns, Tyler (ARL)	at MEM (2025-05-24)
104	Powell, Cornell (DC)	at HOU (2025-05-25)
300-yard Passing Performances		
350	Perez, Luis (ARL)	at DC (2025-05-18)
316	McClendon, Jalan (HOU)	vs. MICH (2025-05-17)
314	Perez, Luis (ARL)	vs. MICH (2025-05-10)
308	Taamu, Jordan (DC)	at ARL (2025-04-27)
307	Smith, JMar (BHM)	vs. MICH (2025-05-24)



**2025 UFL League Stats**  
**Game Superlatives**  
**(As of May 26, 2025)**



### Team Game Highs

Rushes	41	St. Louis Battlehawks	at HOU (03-28-25)
Yards Rushing	273	St. Louis Battlehawks	at HOU (03-28-25)
TD Rushes	4	St. Louis Battlehawks	at HOU (03-28-25)
	4	Arlington Renegades	vs. SA (03-29-25)
Stuffed Rushes	14	St. Louis Battlehawks	vs. SA (04-06-25)
Pass Completions	32	Arlington Renegades	at DC (05-18-25)
Pass Attempts	51	DC Defenders	at HOU (05-25-25)
Passing Yards	371	DC Defenders	at HOU (05-25-25)
TD Passes	3	Michigan Panthers	at HOU (05-17-25)
	3	DC Defenders	at STL (04-13-25)
	3	DC Defenders	at ARL (04-27-25)
	3	DC Defenders	at SA (05-09-25)
	3	DC Defenders	vs. ARL (05-18-25)
Sacked	8	Birmingham Stallions	at DC (03-30-25)
Points	39	St. Louis Battlehawks	at SA (05-23-25)
Touchdowns	5	St. Louis Battlehawks	at SA (05-23-25)
	5	Michigan Panthers	vs. DC (05-04-25)
	5	DC Defenders	at ARL (04-27-25)
	5	DC Defenders	at SA (05-09-25)
	5	DC Defenders	vs. ARL (05-18-25)
Field Goals Made	4	DC Defenders	vs. BHM (03-30-25)
	4	Arlington Renegades	vs. MICH (05-10-25)
Field Goals Attempted	4	San Antonio Brahmas	at MICH (04-13-25)
	4	Michigan Panthers	at MEM (03-30-25)
	4	DC Defenders	vs. BHM (03-30-25)
	4	DC Defenders	vs. MEM (04-05-25)
	4	DC Defenders	at STL (04-13-25)
Punts	8	San Antonio Brahmas	at BHM (05-04-25)
	8	Houston Roughnecks	at ARL (04-06-25)
Long Punt	69	San Antonio Brahmas	at ARL (03-29-25)
	69	Memphis Showboats	at SA (05-16-25)
	69	Arlington Renegades	vs. HOU (04-06-25)
Punts Inside 20	5	St. Louis Battlehawks	at MEM (05-11-25)
First Downs	27	Michigan Panthers	vs. DC (05-04-25)
	27	Arlington Renegades	at DC (05-18-25)
First Downs by Rush	14	Michigan Panthers	vs. DC (05-04-25)
First Downs by Pass	17	Houston Roughnecks	vs. MICH (05-17-25)
	17	DC Defenders	at HOU (05-25-25)
	17	Arlington Renegades	at DC (05-18-25)
First Downs by Penalty	5	DC Defenders	vs. BHM (03-30-25)
	5	Birmingham Stallions	at DC (03-30-25)
	5	Arlington Renegades	at BHM (04-11-25)
	5	Arlington Renegades	vs. MICH (05-10-25)
Penalties	13	DC Defenders	vs. SA (04-20-25)
Penalty Yards	121	DC Defenders	vs. SA (04-20-25)
Turnover Margin	3	Memphis Showboats	at DC (04-05-25)
	3	Memphis Showboats	vs. HOU (04-12-25)
	3	Arlington Renegades	at STL (05-02-25)
Points Off Turnovers	18	Birmingham Stallions	at STL (05-17-25)
Interceptions Thrown	3	St. Louis Battlehawks	vs. DC (04-13-25)
	3	San Antonio Brahmas	vs. MEM (05-16-25)
Fumbles	4	Birmingham Stallions	at STL (05-17-25)
Fumbles Lost	3	Arlington Renegades	at STL (05-02-25)
Tackles	90	Memphis Showboats	at SA (05-16-25)
Tackles for Loss	10	Michigan Panthers	at ARL (05-10-25)
Sacks	8	DC Defenders	vs. BHM (03-30-25)
Interceptions (by Defense)	3	Memphis Showboats	at SA (05-16-25)
	3	DC Defenders	at STL (04-13-25)
Pass Breakups	11	Birmingham Stallions	at DC (03-30-25)
Blocked Kicks	1	San Antonio Brahmas	at MICH (04-13-25)
	1	San Antonio Brahmas	vs. MEM (05-16-25)

	1	Memphis Showboats	at MICH (04-18-25)
	1	DC Defenders	vs. MEM (04-05-25)
Blocked Kicks	1	San Antonio Brahmas	at MICH (04-13-25)
	1	San Antonio Brahmas	vs. MEM (05-16-25)
	1	Memphis Showboats	at MICH (04-18-25)
	1	DC Defenders	vs. MEM (04-05-25)
3rd Down Conversions Made	11	Birmingham Stallions	vs. MICH (05-24-25)
3rd Down Conversions Att	17	DC Defenders	vs. BHM (03-30-25)
4th Down Conversions Made	2	San Antonio Brahmas	at ARL (03-29-25)
	2	Michigan Panthers	at MEM (03-30-25)
	2	Michigan Panthers	at ARL (05-10-25)
	2	Michigan Panthers	at BHM (05-24-25)
	2	Memphis Showboats	vs. HOU (04-12-25)
4th Down Conversions Att	4	San Antonio Brahmas	at ARL (03-29-25)
	4	Houston Roughnecks	vs. MICH (05-17-25)
Alt KO Conversions Made	1	Houston Roughnecks	vs. MICH (05-17-25)
Alt KO Conversions Att	1	San Antonio Brahmas	at ARL (03-29-25)
	1	Michigan Panthers	vs. BHM (04-04-25)
	1	Memphis Showboats	vs. MICH (03-30-25)
	1	Houston Roughnecks	at ARL (04-06-25)
	1	Houston Roughnecks	vs. MICH (05-17-25)
Red Zone Attempts	6	Michigan Panthers	vs. SA (04-13-25)
	6	Birmingham Stallions	vs. HOU (05-11-25)
Red Zone Scores	4	Michigan Panthers	vs. DC (05-04-25)
	4	DC Defenders	at ARL (04-27-25)
	4	DC Defenders	vs. ARL (05-18-25)
	4	Birmingham Stallions	vs. HOU (05-11-25)
	4	Birmingham Stallions	vs. MICH (05-24-25)
Time of Possession (secs)	2230	Houston Roughnecks	at SA (04-27-25)
Scoring Drives	7	Birmingham Stallions	vs. HOU (05-11-25)
10+ Play Drives	4	Birmingham Stallions	vs. HOU (05-11-25)
75+ Yard Drives	3	Michigan Panthers	vs. DC (05-04-25)
5+ Min Drives	4	Michigan Panthers	vs. DC (05-04-25)
Drives started in opp territory	5	Birmingham Stallions	at MICH (04-04-25)
Average Field Position	54	Birmingham Stallions	at MICH (04-04-25)

2025 UFL League Stats  
Game Superlatives  
(As of May 26, 2025)



Team Game Lows

Rushes	13	San Antonio Brahmas	at BHM (05-04-25)
Yards Rushing	24	San Antonio Brahmas	at BHM (05-04-25)
TD Rushes	1	St. Louis Battlehawks	at MEM (05-11-25)
	1	San Antonio Brahmas	at ARL (03-29-25)
	1	San Antonio Brahmas	at STL (04-06-25)
	1	San Antonio Brahmas	vs. DC (05-09-25)
	1	San Antonio Brahmas	vs. MEM (05-16-25)
Stuffed Rushes	1	Birmingham Stallions	vs. MEM (04-25-25)
Pass Completions	5	Memphis Showboats	at SA (05-16-25)
Pass Attempts	11	Memphis Showboats	at SA (05-16-25)
Passing Yards	14	Memphis Showboats	at SA (05-16-25)
TD Passes	1	St. Louis Battlehawks	vs. DC (04-13-25)
	1	St. Louis Battlehawks	vs. ARL (05-02-25)
	1	St. Louis Battlehawks	at MEM (05-11-25)
	1	San Antonio Brahmas	at MICH (04-13-25)
	1	San Antonio Brahmas	at DC (04-20-25)
Sacked	1	St. Louis Battlehawks	at HOU (03-28-25)
	1	St. Louis Battlehawks	vs. SA (04-06-25)
	1	St. Louis Battlehawks	vs. BHM (05-17-25)
	1	San Antonio Brahmas	vs. STL (05-23-25)
	1	Michigan Panthers	at MEM (03-30-25)
Points	3	San Antonio Brahmas	vs. HOU (04-27-25)
	3	San Antonio Brahmas	at BHM (05-04-25)
Touchdowns	1	St. Louis Battlehawks	vs. DC (04-13-25)
	1	St. Louis Battlehawks	at ARL (04-19-25)
	1	St. Louis Battlehawks	vs. ARL (05-02-25)
	1	San Antonio Brahmas	at ARL (03-29-25)
	1	San Antonio Brahmas	at STL (04-06-25)
Field Goals Made	1	St. Louis Battlehawks	vs. BHM (05-17-25)
	1	San Antonio Brahmas	at ARL (03-29-25)
	1	San Antonio Brahmas	at STL (04-06-25)
	1	San Antonio Brahmas	vs. HOU (04-27-25)
	1	San Antonio Brahmas	at BHM (05-04-25)
Field Goals Attempted	1	San Antonio Brahmas	at STL (04-06-25)
	1	San Antonio Brahmas	vs. HOU (04-27-25)
	1	Michigan Panthers	vs. BHM (04-04-25)
	1	Michigan Panthers	vs. DC (05-04-25)
	1	Michigan Panthers	at ARL (05-10-25)
Punts	1	Michigan Panthers	at STL (04-26-25)
	1	Houston Roughnecks	vs. MICH (05-17-25)
Long Punt	40	Michigan Panthers	at BHM (05-24-25)
	40	Memphis Showboats	vs. ARL (05-24-25)
Punts Inside 20	1	St. Louis Battlehawks	vs. DC (04-13-25)
	1	St. Louis Battlehawks	at ARL (04-19-25)
	1	St. Louis Battlehawks	vs. MICH (04-26-25)
	1	St. Louis Battlehawks	vs. ARL (05-02-25)
	1	San Antonio Brahmas	at ARL (03-29-25)
First Downs	6	San Antonio Brahmas	vs. HOU (04-27-25)
First Downs by Rush	2	St. Louis Battlehawks	vs. DC (04-13-25)
	2	Memphis Showboats	vs. MICH (03-30-25)
	2	Birmingham Stallions	vs. ARL (04-11-25)
	2	Arlington Renegades	vs. MICH (05-10-25)
First Downs by Pass	1	Memphis Showboats	at SA (05-16-25)
First Downs by Penalty	1	St. Louis Battlehawks	at HOU (03-28-25)
	1	St. Louis Battlehawks	vs. DC (04-13-25)
	1	San Antonio Brahmas	at ARL (03-29-25)
	1	San Antonio Brahmas	at MICH (04-13-25)
	1	San Antonio Brahmas	at BHM (05-04-25)
Penalties	1	St. Louis Battlehawks	at SA (05-23-25)
	1	Memphis Showboats	at MICH (04-18-25)

Penalty Yards	5	St. Louis Battlehawks	at SA (05-23-25)
	5	Memphis Showboats	at MICH (04-18-25)
Turnover Margin	-3	St. Louis Battlehawks	vs. ARL (05-02-25)
	-3	Houston Roughnecks	at MEM (04-12-25)
	-3	DC Defenders	vs. MEM (04-05-25)
Points Off Turnovers	3	St. Louis Battlehawks	vs. SA (04-06-25)
	3	San Antonio Brahmas	at ARL (03-29-25)
	3	San Antonio Brahmas	vs. HOU (04-27-25)
	3	San Antonio Brahmas	vs. DC (05-09-25)
	3	Memphis Showboats	vs. STL (05-11-25)
Interceptions Thrown	1	St. Louis Battlehawks	at MEM (05-11-25)
	1	St. Louis Battlehawks	vs. BHM (05-17-25)
	1	San Antonio Brahmas	at STL (04-06-25)
	1	San Antonio Brahmas	at BHM (05-04-25)
	1	Michigan Panthers	vs. BHM (04-04-25)
Fumbles	1	St. Louis Battlehawks	vs. ARL (05-02-25)
	1	St. Louis Battlehawks	at SA (05-23-25)
	1	San Antonio Brahmas	at ARL (03-29-25)
	1	San Antonio Brahmas	at BHM (05-04-25)
	1	San Antonio Brahmas	vs. STL (05-23-25)
Fumbles Lost	1	St. Louis Battlehawks	vs. DC (04-13-25)
	1	St. Louis Battlehawks	at ARL (04-19-25)
	1	St. Louis Battlehawks	vs. ARL (05-02-25)
	1	St. Louis Battlehawks	at SA (05-23-25)
	1	San Antonio Brahmas	at BHM (05-04-25)
Tackles	42	St. Louis Battlehawks	at HOU (03-28-25)
Tackles for Loss	1	San Antonio Brahmas	vs. DC (05-09-25)
	1	Memphis Showboats	at MICH (04-18-25)
Sacks	1	St. Louis Battlehawks	vs. MICH (04-26-25)
	1	St. Louis Battlehawks	at SA (05-23-25)
	1	San Antonio Brahmas	at STL (04-06-25)
	1	San Antonio Brahmas	at MICH (04-13-25)
	1	San Antonio Brahmas	at DC (04-20-25)
Interceptions (by Defense)	1	St. Louis Battlehawks	vs. SA (04-06-25)
	1	St. Louis Battlehawks	at ARL (04-19-25)
	1	St. Louis Battlehawks	vs. MICH (04-26-25)
	1	St. Louis Battlehawks	vs. ARL (05-02-25)
	1	St. Louis Battlehawks	vs. BHM (05-17-25)
Pass Breakups	1	San Antonio Brahmas	vs. MEM (05-16-25)
	1	Michigan Panthers	at STL (04-26-25)
	1	Memphis Showboats	vs. MICH (03-30-25)
	1	Memphis Showboats	at HOU (05-03-25)
	1	Memphis Showboats	vs. ARL (05-24-25)
Blocked Kicks	1	San Antonio Brahmas	at MICH (04-13-25)
	1	San Antonio Brahmas	vs. MEM (05-16-25)
	1	Memphis Showboats	at MICH (04-18-25)
	1	DC Defenders	vs. MEM (04-05-25)
Blocked Kicks	1	San Antonio Brahmas	at MICH (04-13-25)
	1	San Antonio Brahmas	vs. MEM (05-16-25)
	1	Memphis Showboats	at MICH (04-18-25)
	1	DC Defenders	vs. MEM (04-05-25)
3rd Down Conversions Made	1	San Antonio Brahmas	vs. HOU (04-27-25)
	1	Memphis Showboats	at MICH (04-18-25)
	1	DC Defenders	at SA (05-09-25)
3rd Down Conversions Att	6	St. Louis Battlehawks	vs. MICH (04-26-25)
Red Zone Attempts	1	St. Louis Battlehawks	vs. ARL (05-02-25)
	1	Memphis Showboats	at MICH (04-18-25)
	1	Houston Roughnecks	at ARL (04-06-25)
	1	Birmingham Stallions	vs. ARL (04-11-25)
	1	Birmingham Stallions	at HOU (04-19-25)
Red Zone Scores	1	San Antonio Brahmas	at ARL (03-29-25)
	1	San Antonio Brahmas	at STL (04-06-25)
	1	San Antonio Brahmas	at MICH (04-13-25)
	1	San Antonio Brahmas	vs. MEM (05-16-25)
	1	San Antonio Brahmas	vs. STL (05-23-25)
Time of Possession (secs)	1370	San Antonio Brahmas	vs. HOU (04-27-25)
Scoring Drives	1	San Antonio Brahmas	vs. HOU (04-27-25)
	1	San Antonio Brahmas	at BHM (05-04-25)



	1	Houston Roughnecks	vs. STL (03-28-25)
10+ Play Drives	1	St. Louis Battlehawks	vs. SA (04-06-25)
	1	St. Louis Battlehawks	at SA (05-23-25)
	1	San Antonio Brahmas	at ARL (03-29-25)
	1	San Antonio Brahmas	vs. STL (05-23-25)
	1	Michigan Panthers	vs. MEM (04-18-25)
75+ Yard Drives	1	St. Louis Battlehawks	vs. SA (04-06-25)
	1	St. Louis Battlehawks	at MEM (05-11-25)
	1	San Antonio Brahmas	at ARL (03-29-25)
	1	San Antonio Brahmas	at DC (04-20-25)
	1	San Antonio Brahmas	vs. HOU (04-27-25)
5+ Min Drives	1	St. Louis Battlehawks	at ARL (04-19-25)
	1	St. Louis Battlehawks	vs. ARL (05-02-25)
	1	St. Louis Battlehawks	vs. BHM (05-17-25)
	1	San Antonio Brahmas	at STL (04-06-25)
	1	San Antonio Brahmas	vs. HOU (04-27-25)
Drives started in opp territory	1	St. Louis Battlehawks	at ARL (04-19-25)
	1	St. Louis Battlehawks	vs. MICH (04-26-25)
	1	St. Louis Battlehawks	vs. BHM (05-17-25)
	1	San Antonio Brahmas	at MICH (04-13-25)
	1	San Antonio Brahmas	at DC (04-20-25)
Average Field Position	21	DC Defenders	at MICH (05-04-25)