



ST LOUIS BATTLEHAWKS

(UFL)
CONFERENCE
— CHAMPIONSHIPS —



8-2 (4-2)

Head Coach: Anthony Becht
UFL Record: 15-5 (.750), 2nd Season
XFL Record: 7-3 (.700), 1 Season
Career Record: 22-8
Head Coaching Exp: 3rd season

XFL CONFERENCE CHAMPIONSHIP

ST. LOUIS BATTLEHAWKS
VS.
D.C. DEFENDERS

SATURDAY • JUNE 8 • 5 PM CT
FOX/FOX SPORTS ON SIRIUS XM
THE DOME AT AMERICA'S CENTER
ST. LOUIS, MO



6-4 (4-2)

Interim Head Coach: Shannnon Harris
UFL Record: 6-4 (.600), 1st Season

Career Record: 6-4
Coaching Exp: 20 years

Playoff Players: The St. Louis Battlehawks and D.C. Defenders will meet for the first time in the postseason. Last week, St. Louis concluded the regular-season with a rain-soaked 13-8 triumph in D.C. to set a new franchise record for victories (8). The Battlehawks suffered their only home loss of the season in Week 3, falling 27-15 to the Defenders. Dating back to 2020, St. Louis stands 3-4 all-time against D.C. after sweeping the series last year.

PLAYOFF PICTURE

For the second consecutive season, St. Louis will compete in the XFL Conference Championship. The Battlehawks clinched their berth with a 29-28 home victory over the Birmingham Stallions during Week 8, combined with the Arlington Renegades losing to the D.C. Defenders.

St. Louis finished with the best record in the UFL (8-2) and top seed in the XFL conference following their 13-8 win over the D.C. Defenders in Week 10. The Defenders (6-4) finished second in the conference. The Birmingham Stallions (7-3) will host the Michigan Panthers (6-4) in the USFL Conference Championship.

The winners of the two conference championships will compete for the UFL Championship on June 14 at 7 p.m. CT (ABC) in The Dome at America's Center.

LEAVING HIS LEGACY

The Battlehawks win over the Birmingham Stallions in Week 8 not only helped secure the team's second consecutive playoff appearance, but also marked the twentieth victory of Anthony Becht's coaching career. St. Louis posted a record of 7-3 in both 2023 and 2024.

Becht is the first of the 2023 XFL head coaches to reach the milestone.

Arlington's Bob Stoops (14-21), who also coached the Renegades in 2020, stands with Becht as the only two remaining head coaches from legacy XFL as D.C.'s Reggie Barlow (13-7) and San Antonio's Wade Phillips (14-9) stepped down from their roles earlier this season.

AROUND THE UFL - CONFERENCE CHAMPIONSHIPS

Saturday, June 8: Michigan Panthers at Birmingham Stallions (2 p.m. CT - ABC)
D.C. Defenders at St. Louis Battlehawks (5 p.m. CT - FOX)

ST. LOUIS BATTLEHAWKS COMMUNICATIONS



Brian Stull
Director of Team Communications
brian.stull@uflbattlehawks.com



Jo Ganzer
Communications Assistant
Jo.Ganzer@uflbattlehawks.com

2025 SCHEDULE

1		HOUSTON ROUGHNECKS 3/28 AT TDECU STADIUM	FOX
2		SAN ANTONIO BRAHMAS 4/6 AT THE DOME AT AMERICA'S CENTER	FS1
3		D.C. DEFENDERS 4/13 AT THE DOME AT AMERICA'S CENTER	abc
4		ARLINGTON RENEGADES 4/19 AT CHOCTAW STADIUM	abc
5		MICHIGAN PANTHERS 4/26 AT THE DOME AT AMERICA'S CENTER	ESPN
6		ARLINGTON RENEGADES 5/2 AT THE DOME AT AMERICA'S CENTER	FOX
7		MEMPHIS SHOWBOATS 5/11 AT SIMMONS BANK LIBERTY STADIUM	ESPN
8		BIRMINGHAM STALLIONS 5/17 AT THE DOME AT AMERICA'S CENTER	FOX
9		SAN ANTONIO BRAHMAS 5/23 AT THE DOME AT AMERICA'S CENTER	FOX
10		D.C. DEFENDERS 5/30 AT AUDI FIELD	FOX
XFL		D.C. DEFENDERS AT THE DOME AT AMERICA'S CENTER Saturday, June 8, 2025 5 PM CT	FOX

FOX

DEFENDERS AT BATTLEHAWKS
SAT. JUNE 8 AT 5 PM CT ON FOX

CURT MENEFFEE - Play-by-Play
JOEL KLATT - Analyst
DEVIN GARDNER - Sideline Reporter
MIKE PEREIRA - Rules Analyst



ST. LOUIS BATTLEHAWKS BY THE NUMBERS					
177,223	819.5	193	294	1,444	744
Total attendance for the Battlehawks' 6 regular-season home games in 2025 good for a UFL-high average attendance of 29,537	Miles between The Dome at America's Center and Audi Field.	Combined games of NFL experience on the Battlehawks active roster	Punt Return Yards by WR Jahcour Pearson to set a new all-time spring football record.	Rushing Yards by the Battlehawks to lead the UFL.	Rushing Yards by RB Jacob Saylor to beat out his own franchise season record.

GETTING THE BAND BACK TOGETHER

The Battlehawks have 29 players on their roster who were with the organization a year ago, including five players who were All-UFL honorees: WR Hakeem Butler, RB Jacob Saylor, OT Jaryd Jones-Smith and C Mike Panasiuk on offense; ILB Willie Harvey on defense.

Head Coach Anthony Becht is also back for a third season, with six members of his coaching staff returning. Wide Receivers Coach Phil McGeoghan will also be taking up the mantle of Offensive Coordinator. Defensive Coordinator Donnie Abraham, Defensive Line Coach La'Roi Glover, Linebackers Coach Chris Claiborne, Special Teams Coordinator and Running Backs Coach Kyle Caskey and Secondary Martin Bayless all return in their same roles.

They are joined by Offensive Line Coach Marc Colombo and Quarterbacks Coach Seneca Wallace. Colombo signed on as Offensive Coach after serving in the same role for the Dallas Cowboys and New York Giants. Colombo is also a former first round pick in 2002 by the Chicago Bears. He played in nine NFL seasons with Chicago, Dallas, and the Miami Dolphins. Seneca Wallace also joined the staff, taking on the Quarterback Coach role. A fourth round selection by Seattle in the 2003 NFL Draft, Wallace spent 10 seasons with the Seahawks, Cleveland Browns, and Green Bay Packers.

TEACH ME HOW TO DUGGAN

Despite not starting until Week 4 and turning the ball over to QB Brandon Silvers for the 2nd half of Week 9 and Week 10, QB Max Duggan has run for 300 yards, the most among quarterbacks in the UFL. That total ranked 12th overall and his 696 passing yards finished 8th in the league. He holds the 5th most total offensive yards with 996.

Duggan ranks 6th in scoring with 5 touchdowns and 31 points. Undefeated in five starts, Max ranks first among all Battlehawks' quarterbacks in rushing yards, beating out QB Jordan Ta'amu's 217 rushing yards from 2020.

Duggan's five rushing touchdowns tied teammate Jacob Saylor for the second-most in the UFL and also ties Michigan's Bryce Perkins for the most rushing touchdowns by a quarterback this season.

SHINING LIKE SILVERS

QB Brandon Silvers made his first start of the season during Week 10 at D.C. Defenders, completing 75% (6-8) of his passes for 105 yards. Three of his six passes were 30 or more yards, including a 38-yard pass to WR Hakeem Butler.

Silvers connected with Butler on a 22-yard TD pass to open the 4th Quarter in Week 9. The touchdown was the first Silvers had thrown since April 9, 2023. He has now thrown a TD in the UFL, XFL ('20, '23), AAF, and the Spring League. Week 9's play was Silvers' first game action since April 15, 2023 when he led the Houston Roughnecks to a 28-21 victory over the Vegas Vipers in the XFL.

OFFICIAL WATCH PARTIES

The Battlehawks may be on the road, but St. Louis fans can still gather to celebrate on gamedays at our official watch party locations. Join the Official Watch Parties for each away game with food and drink specials, games and giveaways!

- Ballpark Village: 601 Clark Ave, St. Louis, MO 63102
- Horseshoe St. Louis: 999 N 2nd St, St. Louis, MO 63102
- Hotshots Edwardsville:: 2511 IL-157, Edwardsville, IL 62025
- Hotshots Bridgeton: 12154 St Charles Rock Rd, Bridgeton, MO 63044
- Hotshots Webster Groves: 1239 S Laclede Station Rd, Webster Groves, MO 63119

THE MAIN ATTRACTION

Battlehawks fans topped their own record in their 2024 home opener April 6 with a crowd of 40,317 at The Dome at America's Center for a 27-24 victory against the Arlington Renegades. The mark set the record for a modern professional spring football game, topping the 38,310 fans St. Louis drew for its 2023 home opener on March 12, 2023, in a 24-11 Week 4 win over Arlington.

The Battlehawks welcomed 171,825 fans through the gates at The Dome through their five regular-season home games in 2024 for a league-high average attendance of 34,365.

St. Louis holds the top eight attendance marks in a modern professional spring football league:

- 40,317 - April 6, 2024, Week 2 vs. Arlington
- 38,310 - March 12, 2023, Week 4 vs. Arlington
- 35,868 - March 18, 2023, Week 5 vs. D.C.
- 35,167 - April 8, 2023, Week 8 vs. Vegas
- 33,142 - April 16, 2023, Week 9 vs. Seattle
- 33,034 - April 22, 2023, Week 10 vs. Orlando
- 32,115 - April 6, 2025, Week 2 vs San Antonio
- 31,757 - April 20, 2024, Week 4 vs. Memphis

GATE GIVEAWAYS/THEMES

- June 8 - XFL Conference Championship
10,000 rally towels
- June 14 - UFL Championship

POSTGAME PRESS CONFERENCE ZOOM LINK

Credentialed media wishing to participate in postgame press conferences may use the following link:

<https://xfl.zoom.us/j/89485486083?pwd=ERoPGhRKGHNAAWteFpmD6UOUPghTG6.1>

Meeting ID: 894 8548 6083 Passcode: 302053

ALL-UFL TEAM ANNOUNCED

The United Football League announced the 2025 All-UFL Team on Monday. Seven Battlehawks received the honor, tying D.C. for the most in the league.

All-UFL Offense

RB: Jacob Saylor
OG - Steven Gonzalez
C - Mike Panasiuk

All-UFL Defense

E - Pita Taumoepeu
LB - Willie Harvey

ALL-UFL Special Teams

K - Rodrigo Blankenship
LS - Alex Matheson

Harvey and Saylor were named to the 2024 All-UFL team alongside Panasiuk who was named to the All-XFL team in 2023, along with Gonzalez.

RESPECT THE SPECS

K Rodrigo Blankenship recorded 21/22 field goals made in 2025, passing Andre Szmyt (19, 2024) for the most field goals made in Battlehawks' history. His 3rd quarter 56-yarder vs D.C. during Week 3 set a personal single-game high and is tied for the longest field goal by any kicker this season. He lead the league with 5/6 50+ yarders and tied with 8/8 40+ yarders.

HELLO SAYLORS

RB Jacob Saylor tied for the league lead with 113 carries and ranked second with 499 rushing yards. Both totals were new franchise records. Saylor was tops in the UFL with 55.4 average rushing yards per game and T-2nd with 4.4 average rushing yards per carry, and 5 touchdowns. He ranked 5th in the UFL with 744 all-purpose yards and 5th in scoring (34 pts).

His 118 rushing yards against the Stallions in Week 8 are the second most rushing yards by a player in a single-game this season and set a single-game franchise record. Saylor also had the second most receiving attempts on the Battlehawks (22) and receiving yards (245). His 744 all-purpose yards falls only short of quarterbacks Max Duggan (996) and Manny Wilkins (634).

IT'S ALL COMING TOGETHER

The Battlehawks offense has shined this season, ranking first in total rushing yards (1444), rushing touchdowns (16), rushing yards per game (144.4) and average rushing yards carry (4.8). They have scored 231 points, the third most points of any team with the fourth most overall touchdowns (26).

St. Louis has earned the 3rd highest passing completeion percentage (61.6%, 122 - 198) coming from their three quarterbacks this season and WR Blake Jackson. Among the quarterbacks, Brandon Silvers leads the team with a 72.2% (13-18) completion rate after making his season debut in the second half of Week 9. QB Manny Wilkins achieved a 65.2% (45-69) before an injury in Week 3 sidelined him for the remainder of the season. QB Max Duggan has started Weeks 4 through 9, completing 57.3% (63-110) of his passes.

XFL CONF. CHAMPIONSHIP DEPTH CHART			
ST. LOUIS BATTLEHAWKS OFFENSE			
QB	14 Max Duggan	18 Brandon Silvers	9 Chevan Cordeiro
LT	75 Jaryd Jones-Smith	70 Bradley Ashmore	
LG	74 Steven Gonzalez		
C	61 Mike Panasiuk		
RG	54 Dohnovan West	76 Cole Spencer	
RT	73 Juwann Bushell-Beatty		
RB	15 Jacob Saylor	41 Jarveon Howard	25 Kevon Latulas
TE	84 Jake Sutherland	87 Chase Allen	
WR	88 Hakeem Butler	85 Jerome Kapp	
WR	1 Jahcour Pearson	8 Blake Jackson	
WR	2 Frank Darby	12 Gary Jennings	82 Sam Wiglusz
ST. LOUIS BATTLEHAWKS DEFENSE			
OLB	7 Pita Taumoepeu	26 Carson Wells	
DE	99 Austin Faoliu	92 Phil Hoskins	
NT	98 Freedom Akinmoladun	90 Kyler Baugh	
DE	93 T.J. Pesefea		
OLB	56 Travis Feeney	58 Shaka Toney	
MLB	27 Mike Rose	59 Callahan O'Reilly	
WLB	51 Willie Harvey		
CB	10 Nick Whiteside	6 Myles Sims	29 Mac McCain III
FS	4 Kameron Kelly	22 Nate Meadors	20 Avery Young
SS	32 Qwynnterio Cole	23 Lukas Denis	
CB	24 Myles Jones	21 Micah Abraham	
ST. LOUIS BATTLEHAWKS SPECIAL TEAMS			
P	16 Sterling Hofrichter		
PK	28 Rodrigo Blankenship		
H	16 Sterling Hofrichter		
LS	47 Alex Matheson		
KR	8 Blake Jackson	12 Gary Jennings Jr.	
PR	1 Jahcour Pearson	15 Jacob Saylor	

DEFENSIVELY DOMINATING

The Battlehawks defense dominated through 2025 UFL regular-season, allowing the fewest points against 163 (16.3 avg) and finishing tied for the lead league with 9 interceptions. The Battlehawks also allowed the second lowest pass completion percentage (57.6%, 167 - 290), the fewest rushing touchdowns (5) and the second fewest overall touchdowns (19). They allowed the second fewest overall offensive yards (2,670, 267 avg.). The team ranked third in passes defended (55) with CB Chris Payton-Jones tied for the third most (11).

St. Louis tied for the second most forced fumbles despite not recording one until Week 4. LB Pita Taumoepeu was one of only two players in the UFL to record 3 forced fumbles this season. He also ties LB Travis Feeney's 2023 single-season franchise record.

Taumoepeu recorded a UFL-leading 7.5 sacks to set a franchise record. He and LB Travis Feeney shared the record with 5.0 sacks in past seasons until Week 6 when Taumoepeu recorded two sacks against Arlington to increase his season total to 5.5 sacks.

EASY "PEEZY"

WR Jahcour Pearson returned a UFL-leading 25 punts for 294 yards (11.8 avg) to set a Battlehawks season record and pass Kirby Dar Dar (287 yards) of the New York/New Jersey Hitmen in the 2001 iteration of the XFL for the all-time spring football record. St. Louis lead the UFL with 323 punt return yards over 28 returns.



TRANSACTIONS		
DATE	POS.PLAYER/COACH	TRANSACTION
April 11	QB Trae Self	Signed
April 11	WR Jerome Kapp	Signed
April 11	WR Sam Wiglusz	Waived
April 15	FS Avery Young	Signed
April 22	QB Brandon Silvers	Signed
May 5	WR Sam Wiglusz	Signed
May 5	WR Denzel Mims	Waived
May 8	T Teton Saltes	Signed
May 13	LB Olakunle Fatukasi	Waived
May 13	CB Micah Abraham	Signed
May 19	QB Trae Self	Waived
June 3	CB Mac McCain III	Signed
June 3	DE Shaka Toney	Signed
TOTAL NUMBER: 13		

RECENT TRANSACTIONS

#48 LB Chris Garrett was placed on Injured Reserve on 6/2.

#29 CB Mac Macain III was signed 6/3. He signed as UDFA with Denver Broncos in 2021. McCain appeared in 2 NFL games and made 2 tackles with the Philadelphia Eagles. He also spent time with the Detroit Lions, Carolina Panthers and New Orleans Saints. McCain was in training camp with San Antonio Brahmas in 2024


#58 DE Shaka Toney was signed 6/3. Toney was a seventh round draft pick of Washington Commanders in 2021 NFL Draft, spent time with Dallas Cowboys. He played in 26 NFL games with 1.5 sacks and 6 tackles. In 2020, he was names First Team All-Big 10.

(UFL)

CONFERENCE

— CHAMPIONSHIPS —

PHOTO OF THE WEEK



Jarveon Howard #41 of St. Louis Battlehawks carries the ball during the second quarter against the DC Defenders at Audi Field during Week 10 in Washington, DC. (Photo by Mitchell Layton/UFL/Getty Images). Howard rushed for 89 yards over 19 carries, including a touchdown and a one-point conversion. He ranks 8th in total ruhsing yards in the UFL with 311 yards.

ST. LOUIS BATTLEHAWKS 2025 TEAM LEADERS		
Stat	Total	Player
Passing Yards	696	M. Duggan
Rushing Yards	499	J. Saylors
Receiving Yards	300	H. Butler
Touchdowns	5	J. Saylors/ M. Duggan
Tackles	58	W. Harvey
Sacks	7.5*	P. Taumoepeanu
Tackles For Loss	5.0	3 Tied
Forced Fumbles	3*	P. Taumoepeanu
Fumble Recoveries	2*	P. Taumoepeanu
Interceptions	2	K. Kelly/C. Payton-Jones
Made Field Goals	21	R. Blankenship
Kick Return Yards	395	B. Jackson
Punt Return Yards	294*	J. Pearson
All-Purpose Yards	744	J. Saylors
* - Leads the UFL		



WHAT MAKES US RULE

The UFL is using innovative rules during the 2025 season to deliver an exciting, fast-paced game.

The UFL has adopted the XFL's points after-touchdown options. Kickoffs will resemble the USFL's more traditional-style play, with a modification moving the kickoff line back to the 20-yard line.

Slight modifications have been made to the rules that overlapped, including alternate possession options in the fourth quarter. Both leagues implemented opportunities in 2023 for teams that are trailing or if the scores are tied. In 2024, the UFL offered a 4th-and-12 from the 28-yard line.

- **Points After Touchdown** - Teams will have three scrimmage play (run/pass) options following a touchdown:

2-yard line = 1 point for a successful try
5-yard line = 2 points for a successful try
10-yard line = 3 points for a successful try

- **Kickoffs** - Kickoffs will now start from the 30-yard line. The 10 remaining players on the kickoff team will line up at the receiving team's 40-yard line. The receiving team's set up zone will stretch from its 35-yard line to the 30-yard line and must have at least nine players in that zone. The landing zone will be from the receiving team's 20-yard line to the goal line. The ball must reach the landing zone or it will be spotted at the 40-yard line.
- **Other Kicking/Touchback Rules** - There will be two touchback spots: the 35-yard-line for balls kicked into the end zone and the 20-yard line for balls that hit in the landing zone and then enter the endzone. Onside kicks have been eliminated. The kickoff team will be able to retain possession of the ball with a fourth down and 12-yard scrimmage play from its own 28-yard line.
- **Alternate Possession Option** - While onside kicks are allowed at any time during the game, teams will have an alternate option to retain possession in the fourth quarter. If a team is tied or behind during the fourth quarter, it may elect to retain possession after a score with a 4th-and-12 from its own 28-yard line.
- **Two Forward Passes** - Teams will be allowed, as they were in both leagues last season, to throw two forward passes on one play. The ball cannot cross the line of scrimmage at any time prior to the second forward pass being thrown.
- **Catch Definition** - A completed catch or interception is defined as a player securing control of the ball prior to the ball touching the ground; and touching the ground inbounds with both feet or with any part of his body other than his hands.
- **Defensive Pass Interference** - Defensive pass interference will result in a 15-yard penalty or a spot foul if the foul occurred less than 15 yards downfield. Intentional defensive pass interference will result in a spot foul if it is beyond 15 yards downfield.
- **Replay Reviews** - Designated members of the officiating department may stop a game at any time before the ball is next legally put in play to review a play if the play is reviewable, there is reasonable evidence to believe an error was made in the initial ruling and it would have a direct, competitive impact on the game. These reviews will be made from a secure location separate from the site of the game. Any call or non-call related to player safety is also subject to review at any point during the game, as well as any officiating ruling in the last five minutes of the

fourth quarter or overtime that is obviously incorrect and will have a significant impact on the outcome of the game.

- **Coach Challenges** - Each coach may challenge any ruling, including fouls or potential fouls, provided the team has a timeout remaining. A successful challenge will not result in a loss of a timeout, while the timeout is lost if the challenge is unsuccessful. Each head coach will earn a second challenge if the first challenge is successful.
- **Overtime** - Overtime will consist of alternating attempts to score from the opponent's 5-yard line with no kicks allowed. It will be a best-of-three format or until a winner has been determined.

HOW WE GOT HERE

The UFL announced its arrival Dec. 31, 2023, as a new spring football league formed from the XFL and USFL. The eight UFL teams are divided into conferences that represent the two former leagues.

XFL Conference

- St. Louis Battlehawks
- Arlington Renegades
- D.C. Defenders
- San Antonio Brahmas

XFL
CONFERENCE

USFL Conference

- Birmingham Stallions
- Houston Roughnecks
- Memphis Showboats
- Michigan Panthers

USFL
CONFERENCE

The UFL then held a Dispersal Draft from Jan. 5-15, 2024, for the teams to acquire players from teams in the former leagues.

The Battlehawks have embarked on their fourth season of spring football. They were a member of the 2020 edition of the XFL that ceased operations after five games because of the COVID-19 pandemic, and they returned in 2023 to go 7-3, tying for the second-best record in the league and lead the XFL in attendance with 175,121 fans across five home games.

CHAMPIONSHIP DOME

On April 13, 2025, the UFL announced the site as the host of the UFL Championship Game for a second consecutive year. The Championship Game presented by Underdog will be played at 7 p.m. CT on June 14, 2025. The game is scheduled to be broadcast on ABC and will feature the winners of the XFL and USFL conferences.

The Battlehawks will hold their six home games at The Dome at America's Center. The dome will feature new LED lighting and a new \$1 million turf system that is lighter and rolls up quicker.

The Dome was constructed in 1995 and hosted NFL games from 1995-2015. The Battlehawks are 10-3 franchise history at The Dome, including postseason games. They also hold the top 12 attendance marks in modern professional spring football history, highlighted by a record 40,317 fans at their 2024 home opener April 6 in a 27-24 win over the Arlington Renegades. St. Louis led the way in attendance in both the XFL in 2023 and UFL in 2024, averaging more than 34,000 fans per game each year.

A multi-purpose facility that has hosted a wide variety of events in its nearly three decades, The Dome also hosted the Battlehawks during the 2020 season. The team won both of its home games that season.



BUILDING THE BATTLEHAWKS

The Battlehawks compiled their 2025 roster through various means. 29 players in the organization are players from the 2024 team that went 7-3. 14 players will return for their third year with the Battlehawks. Two players, Nate Meadors and Lukas Denis, will rejoin the team after spending 2024 in the NFL. 18 players are new to the organization.

- The Battlehawks will enter the season with five players who earned All-UFL honors in 2024 as well as the 2024 UFL Offensive Player of the Year Hakeem Butler and Special Teams Player of the Year Chris Garrett.
- St. Louis kept five of its 12 selections from the 2024 UFL Dispersal Draft that was held Jan. 5-15, 2024. Four of those selections were former Seattle Sea Dragons (Cole, Jackson, Payton-Jones and Pearson), while C Dohnovan West played for the Vegas Vipers in 2023.
- Two of the Battlehawks' eight selections from the 2024 UFL Super Dispersal Draft on Jan. 15, 2024, made the final roster. OG Abdul Beecham played for the XFL's Orlando Guardians and S Kameron Kelly played for the XFL's San Antonio Brahmas.

FRANCHISE FIRSTS

STAT	FIRST
Team Win	15-9 d. Dallas Renegades 2/09/20
Home Win	29-9 d. New York Guardians 2/29/20
Road Win	15-9 d. Dallas Renegades 2/09/20
OFFENSE	
Play	Matt Jones, 5-yard run vs. Renegades 2/09/20
Completion	Jordan Ta'amu-Brandon Reilly 19 yards vs. Renegades 2/09/20
Rush	Matt Jones, 5-yard run vs. Renegades 2/09/20
1st Down	Matt Jones, 10-yard run vs. Renegades 2/09/20
Points	Taylor Russolino, 48-yard field goal vs. Renegades 2/09/20
Touchdown	Keith Ford, 16-yard run vs. Renegades 2/09/20
Rushing TD	Keith Ford, 16-yard run vs. Renegades 2/09/20
Passing TD	Jordan Ta'amu-Alonzo Russell, 9 yards vs. Renegades 2/09/20
Extra Point	Jordan Ta'amu to De'Mornay Pierson-El (double forward pass) to Alonzo Russell, 2pt conversion vs. Guardians 2/29/20
DEFENSE	
Tackle	Will Hill vs. Renegades 2/09/20
Sack	Dewayne Hendrix, 2-yard loss vs. Renegades 2/09/20
Interception	Will Hill, vs. Renegades 2/09/20
SPECIAL TEAMS	
Kickoff	Taylor Russolino, touchback vs. Renegades 2/09/20
Field Goal	Taylor Russolino, 48 yards vs. Renegades 2/09/20
Punt	Marquette King, vs. Renegades 2/09/20
Kick Return	Keith Mumphrey, 25 yards vs. Renegades 2/09/20
Kickoff Return-TD	Joe Powell, 84 yards vs. Guardians 2/23/20
Punt Return	De'Mornay Pierson-El, vs. Renegades 2/09/20
Tackle	Gimel President/Dewayne Hendrix, vs. Renegades 2/09/20

BATTLEHAWKS ORIGINS

<u>2025 UFL Free Agency (16)</u>	
WR Frank Darby	FS Lukas Denis
CB Nick Whiteside	K Rodrigo Blankenship
WR Gary Jennings	RB Jarveon Howard
QB Max Duggan	LB Chris Garrett
CB Nate Meadors	OT Ryan Coll
DT Kyler Baugh	OG Cole Spencer
DT Phil Hoskins	WR Sam Wiglusz
DT Isaiah Mack	TE Chase Allen
<u>2025 UFL College Draft (4)</u>	
OT Brad Ashmore	CB Myles Jones
QB Chevan Cordeiro	CB Myles Sims
<u>2024 UFL Dispersal Draft (5)</u>	
WR Blake Jackson	DB Qwynnterio Cole
WR Jahcour Pearson	DB Chris Payton-Jones
C Dohnovan West	
<u>2024 UFL Super Dispersal Draft (2)</u>	
OG Abdul Beecham	S Kameron Kelly
<u>2024 UFL Free Agency (6)</u>	
RB Jacob Saylor	LB Callahan O'Reilly
DT Austin Faoliu	DT T.J. Pesefea
RB Kevon Latulas	LB Pita Taumoeponu
<u>2022 XFL Draft (7)</u>	
OG Steven Gonzalez	LB Willie Harvey
P Sterling Hofrichter	LB Mike Rose
OT Jaryd Jones-Smith	DB Brandon Sebastian
TE Jake Sutherland	
<u>2023 XFL Supplemental Draft (6)</u>	
OT Juwann Bushell-Beatty	DE Freedom Akinmoladun
WR Hakeem Butler	LB Travis Feeney
LS Alex Matheson	LB Carson Wells
<u>2023 XFL Free Agency (2)</u>	
C Mike Panasiuk	QB Manny Wilkins

PRONUNCIATION GUIDE

Freedom AKINMOLADUN.....	AA-kinn-MOO-lah-dune
Anthony BECHT.....	Bek-t
Juwann BUSHELL-BEATTY	bush-ell-Bait-ee
QWYNNTERRIO Cole.....	Quin-tare-ee-oh
CHEVAN Cordeiro	Chev-von
Max DUGGAN	Dug-inn
Ryan COLL	Cole
Austin FAOLIU	Fah-loo
LA'ROI Glover	Lah-ROY
Sterling HOFRICHTER.....	HOFF-rick-ter
JARVEON Howard.....	Jar-vee-on
KEVON LATULAS	key-VON luh-TOO-liss
Phil McGEOGHAN	muh-GAY-gehn
Nate MEADORS	Meh-dors
Mike PANASIUK	pah-nah-shook
JAHCOUR Pearson.....	Juh-core
T.J. PESEFEA	peh-suh-FAY-uh
Pita TAUMOEPEU	Dow-muy-pay-nu



<div><div><div><div></div></div><div>UFL</div></div><div>2025 STANDINGS</div></div>							
XFL CONFERENCE	OVERALL RECORD	VS. XFL	VS. USFL	HOME	ROAD	PF	PA
1. St. Louis Battlehawks	8-2	4-2	4-0	4-1	4-1	231	163
2. D.C. Defenders	6-4	4-2	2-2	3-2	3-2	225	224
3. Arlington Renegades	5-5	3-3	2-2	3-2	2-3	229	168
4. San Antonio Brahmas	1-9	1-5	0-4	0-5	1-4	136	274
USFL CONFERENCE	OVERALL RECORD	VS. XFL	VS. USFL	HOME	ROAD	PF	PA
1. Birmingham Stallions	7-3	2-1	5-1	4-1	3-2	244	167
2. Michigan Panthers	6-4	3-1	3-3	3-2	3-2	245	198
3. Houston Roughnecks	5-5	2-2	3-3	2-3	3-2	183	201
4. Memphis Showboats	2-8	1-3	1-5	0-5	2-3	148	246

2025 INDIVIDUAL GAME HIGHS		
STAT	TOT	PLAYER
PASSING YARDS	189	M. Wilkins (Wk. 1 at HOU)
RUSHING YARDS	118	J. Saylor (Wk. 8 vs BHM)
RUSHING ATTEMPTS	20	J. Saylor (Wk. 4 at ARL)
RECEIVING YARDS	124	H. Butler (Wk. 5 vs MICH)
RECEPTIONS	7	J. Saylor (Wk. 3 vs D.C.)
PASS TD	1	2 Tied
RUSH TD	3	J. Saylor (Wk. 2 vs SA)
RECEIVING TD	2	H. Butler (Wk. 5 vs MICH)
TACKLES	11	W. Harvey (Wk. 8 vs BHM)
SOLO TACKLES	6	M. Sims (Wk. 10 at D.C.)
TACKLES FOR LOSS	2	2 Tied
SACKS	2	P. Taumoepeanu (2 times)
INTERCEPTIONS	1	8 Tied
FORCED FUMBLES	2	2 Tied
FUMBLE RECOVERIES	1	6 Tied
PUNT RETURN YDS	55	J. Pearson (Wk. 7 at MEM)
KICK RETURN YDS	91	G. Jennings (Wk. 8 vs BHM)
FIELD GOALS	3	R. Blankenship (2 times)

TEAM SINGLE-GAME HIGHS/LOWS									
STAT	TEAM HIGH		TEAM LOW		STAT	OPPONENT HIGH		OPPONENT LOW	
Points Scored	39	Week 8 vs SA	12	Week 6 vs ARL	Points Scored	30	Week 4 at ARL	6	2x Last: Week 6 vs ARL
Pass Completions	25	Week 5 vs MICH	6	Week 10 at DC.	Pass Completions	25	Week 5 vs MICH	12	Week 1 at HOU
Passing Yards	233	Week 8 vs SA	34	Week 4 at ARL	Passing Yards	287	Week 5 vs MICH	76	Week 1 at HOU
Rush Attempts	41	Week 1 at HOU	16	Week 3 vs DC.	Rush Attempts	32	Week 3 vs DC.	16	Week 1 at HOU
Rushing Yards	273	Week 1 at HOU	61	Week 3 vs DC.	Rushing Yards	139	Week 8 vs SA	73	Week 4 at ARL
Total Yards	460	Week 1 at HOU	156	Week 4 at ARL	Total Yards	400	Week 5 vs MICH	170	Week 1 at HOU
Total Plays	64	Week 1 at HOU	40	Week 10 at DC.	Total Plays	69	Week 3 vs DC.	48	Week 1 at HOU
Touchdowns	5	Week 8 vs SA	1	4x Last: Week 10 at DC.	Touchdowns	4	2x Last: Week 5 vs MICH	0	Week 6 vs ARL
Field Goals	3	2x Last: Week 4 at ARL	1	Week 8 vs BHM	Field Goals	3	2x Last: Week 8 vs BHM	0	4x Last: Week 10 at DC.
First Downs	25	Week 8 vs SA	7	Week 3 vs DC.	First Downs	23	Week 5 vs MICH	11	2x last: Week 2 vs SA
3rd Down Conversions	8	2x last: Week 2 vs SA	1	Week 10 at DC.	3rd Down Conversions	7	2x Last: Week 5 vs MICH	4	3x last: Week 8 vs SA
4th Down Conversions	1	Week 4 at ARL	0	9x last: Week 10 at DC.	4th Down Conversions	2	Week 10 at DC.	0	6x last: Week 8 vs SA
Punts	5	2x last: Week 7 at MEM	0	2x Last: Week 8 vs SA	Punts	7	Week 4 at ARL	1	Week 5 vs MICH
Penalties	7	2x last: Week 7 at MEM	1	Week 8 vs SA	Penalties	11	Week 6 vs ARL	2	Week 10 at DC.
Sacks	4.0	2x Last: Week 8 vs BHM	0	Week 3 vs DC.	Sacks	6.0	Week 4 at ARL	0	Week 8 vs SA
Tackles for Loss	6	Week 7 at MEM	2	2x Last: Week 8 vs SA	Tackles for Loss	9	Week 3 vs DC.	3	2x last: Week 8 vs BHM
Fumble Recoveries	3	Week 6 vs ARL	0	6x Last: Week 10 at DC.	Fumble Recoveries	2	2x last: Week 8 vs BHM	0	4x last: Week 10 at DC.
Interceptions	2	2x last: Week 3 vs DC.	0	3x Last: Week 10 at DC.	Interceptions	3	Week 3 vs DC.	0	4x last: Week 10 at DC.
Takeaways	4	Week 6 vs ARL	0	Week 10 at DC.	Takeaways	4	2x Last: Week 4 at ARL	0	3x last: Week 10 at DC.
Time of Possession	35:53	Week 2 at SA	23:49	Week 10 at DC.	Time of Possession	36:11	Week 10 at DC.	24:07	Week 2 vs SA



INDIVIDUAL FRANCHISE RECORDS

STAT	RECORD
SINGLE GAME	
Passing TDs	6 - A.J. McCarron vs. Orlando, 4/22/23
Rushing TDs	3 - Jacob Saylor vs. San Antonio, 4/6/25
Receiving TDs	2 - Six instances; Hakeem Butler vs MICH 4/26/25
Completions	35 - A.J. McCarron vs. Memphis, 4/20/24
Passing Yards	420 - A.J. McCarron vs. Orlando, 4/22/23
Rushes	21 - Matt Jones at Dallas, 2/9/20
Rushing Yards	118 - Jacob Saylor vs. Birmingham, 5/17/25
Receptions	10 - Jahcour Pearson vs. Memphis, 4/20/24
Receiving Yards	164 - Hakeem Butler vs. Orlando, 4/22/23
Tackles	16 - Terrance Garvin at D.C., 3/8/20
Solo Tackles	9 - Will Hill at D.C., 3/8/20
Tackles For Loss	3 - Lavert Hill vs. Orlando, 4/22/23
Sacks	2.0 - Four instances; last: Pita Taumoepeenu at Houston, 3/28/25
Interceptions	2 - Two instances; last: Brandon Sebastian vs. Orlando, 4/22/23
Forced Fumbles	2 - Three instances; last: Travis Feeney vs Birmingham, 5/17/25
Fumble Recoveries	2 - Two instances; last: Ben DeLuca at D.C., 3/5/23
Field Goals	4 - Andre Szmyt at D.C., 4/28/24
Longest Field Goal	61 yards - Andre Szmyt at Birmingham, 5/11/24
Kick Returns	5 - Six instances; last: Darrius Shepherd at San Antonio, 4/14/24
Kick Return Yards	190 - Darrius Shepherd at D.C., 3/5/23
Longest Kick Return	84 yards - Joe Powell vs. New York, 2/23/20
Punt Returns	5 - De'Mornay Pierson-El at Houston, 2/16/20
Punt Return Yards	55 - Jahcour Pearson at Arlington, 5/11/25
Longest Punt Return	32 - Darrius Shepherd at San Antonio, 4/14/24
SEASON	
Passing TDs	24 - A.J. McCarron, 2023
Rushing TDs	5 - Jacob Saylor, 2024, 2025/Max Duggan, 2025
Receiving TDs	8 - Hakeem Butler, 2023
Completions	203 - A.J. McCarron, 2023
Passing Yards	2,150 - A.J. McCarron, 2023
Rushes	113 - Jacob Saylor, 2025
Rushing Yards	499 - Jacob Saylor, 2025
Receptions	51 - Hakeem Butler, 2023
Receiving Yards	652 - Hakeem Butler, 2024
Tackles	78 - Willie Harvey, 2024
Solo Tackles	43 - Willie Harvey, 2024
Tackles For Loss	9 - Willie Harvey, 2024/Travis Feeney, 2023
Sacks	7.5 - Pita Taumoepeenu, 2025
Interceptions	3 - Kameron Kelly, 2024/Brandon Sebastian, 2023
Forced Fumbles	3 - Travis Feeney, 2023/Pita Taumoepeenu, 2025
Fumble Recoveries	2 - Three players tied, 2023/Pita Taumoepeenu, 2025
Field Goals Made	21 - Rodrigo Blankenship, 2025
Kick Returns	37 - Darrius Shepherd, 2023
Kick Return Yards	907 - Darrius Shepherd, 2023
Punt Returns	25 - Jahcour Pearson, 2025
Punt Return Yards	294 - Jahcour Pearson, 2025

UFL/XFL TIMELINE

- April 10, 2020
- XFL 2.0 ceases operations
- August 3, 2020
- Dany Garcia, Dwayne Johnson and RedBird Capital acquire the XFL
- November 8, 2021
- Russ Brandon is hired as XFL President
- April 13, 2022
- Anthony Becht is announced as one of the eight XFL head coaches for the 2023 season
- July 24, 2022
- The XFL announces St. Louis as one of the eight host cities for the 2023 season and that Anthony Becht will be the head coach
- October 31, 2022
- The new logo and graphics for the St. Louis Battlehawks are unveiled
- February 19, 2023
- St. Louis Battlehawks kickoff at San Antonio to begin the 2023 XFL season, winning with a last minute score on 4th and 15.
- December 31, 2023
- The UFL announces the merger of the XFL and USFL to create an eight-team league in 2024
- January 5-15, 2024
- The UFL holds a three-phase Dispersal Draft for teams to acquire players who were on teams that did not join the UFL
- March 30, 2024
- St. Louis Battlehawks kickoff at Michigan to begin the 2024 UFL Season
- April 6, 2024
- St. Louis Battlehawks break the modern spring football attendance record at their home opener with 40,317 fans in attendance
- March 28, 2025
- St. Louis Battlehawks kickoff at Houston to begin the 2025 UFL Season





HEAD COACH ANTHONY BECHT

St. Louis Battlehawks Head Coach Anthony Becht returns for his third season after leading the team to a 7-3 record and the XFL Conference playoff game last year. In 2023, the Battlehawks also finished 7-3, which was tied for the second-best record in the XFL.

Selected in the first round (27th overall) by the New York Jets in the 2000 NFL Draft, Becht played 11 seasons at tight end in the NFL, also spending time with Tampa Bay, St. Louis, Arizona, and Kansas City. From 2000 to 2010, he played in 152 consecutive games - the third longest streak in the NFL over that time period behind only Brett Favre and Peyton Manning.

Following his playing career, Becht worked as a college football analyst for ESPN and hosted the New York Jets pregame show before being promoted to their radio color analyst in 2024. He also coached Tight Ends in the NFLPA Collegiate Bowl before accepting the same position with the San Diego Fleet of the Alliance of American Football in 2018.

A graduate of West Virginia, Becht was inducted into the school's Hall of Fame in 2024. He received the John Russell Award and was named the Mountaineer's Most Valuable Player in 1999. Becht also served as a Trust Captain for the NFLPA Trust from 2015-20 and remains Legends Community Southeast Coordinator.

GENERAL MANAGER DAVE BOLLER

Dave Boller, entering his third season with the St. Louis Battlehawks, brings 19 years of NFL front office and scouting experience to the role of General Manager. The former Assistant Pro Director for the Detroit Lions, Boller also worked as a scout for the St. Louis Rams, Philadelphia Eagles, Tampa Bay Buccaneers, and New York Jets.

In 2019, he served as General Manager for the San Diego Fleet in the AAF. In the collegiate ranks, Boller transitioned from Director of Recruiting Operations to Director of Player Personnel at Syracuse after previously working in recruiting at Louisville. A graduate of Arizona State, Boller began his athletics career as the Director of Operations for the Sun Devils in 1985.



ST. LOUIS BATTLEHAWKS COACHING STAFF



PHIL McGEOGHAN
OFFENSIVE COORDINATOR/WIDE RECEIVERS

- Returns to the Battlehawks after joining the team as wide receivers coach in 2024.
- Coached wide receivers for the Dolphins (2012-15), Bills (2017) and Chargers (2018-2020).
- Most recently was the wide receivers coach for the University of Colorado Buffaloes in 2022.
- Played in four NFL seasons that included stints with the Jets, Broncos, Saints and Raiders.
- Was a two-time All-American track athlete at Maine, and also recorded the fourth-most receptions in the football program's history.



DONNIE ABRAHAM
DEFENSIVE COORDINATOR

- Returns for a third season as the Defensive Coordinator for the Battlehawks.
- Drafted by Tampa Bay in the 3rd round of the 1996 NFL Draft, played defensive back for the Buccaneers and New York Jets.
- In nine NFL seasons, he had 442 tackles and 38 interceptions.
- Named to the Pro Bowl in 2000.
- Coached defensive backs at Illinois in 2017 and for the Orlando Apollos in 2019.



KYLE CASKEY
SPECIAL TEAMS COORDINATOR/RUNNING BACKS

- Joins the Battlehawks for this second season with the team after coaching in the NFL for more than a decade.
- Was a running backs coach with Cincinnati and Detroit, while also spending time with Jacksonville.
- Won the 1998 Big 12 Championship with Texas A&M as a player.
- Also a track and field athlete at Texas A&M, earned All-Big 12 honors in the discus in 2000.



MARTIN BAYLESS
SECONDARY

- Returns to the team for his second season.
- Played 13 seasons in the NFL with the Bills, Chargers, Chiefs and Redskins.
- Selected in the fourth round of the 1984 NFL Draft by the St. Louis Cardinals.
- Worked in the Bills front office after his playing career.
- Coached in the NFL with Carolina, Oakland, Houston, Minnesota, Denver, Arizona and Indianapolis.
- Was the Special Teams Coordinator for the XFL Los Angeles Wildcats in 2020.



MARC COLOMBO
OFFENSIVE LINE

- Joining the Battlehawks for this first season as offensive line coach.
- Served in the same role with the Dallas Cowboys and New York Giants.
- Former first round pick in 2002 by the Chicago Bears, Colombo played in nine NFL seasons with Chicago, Dallas, and the Miami Dolphins.



CHRIS CLAIBORNE
LINEBACKERS

- Returns to the Battlehawks for a third season after joining the team as linebackers coach in Week 3 of the 2023 season.
- An All-American at USC, won the Butkus Award in 1998 before being a first round draft pick of the Lions in 1999.
- Played in 8 NFL seasons with Detroit, Minnesota, St. Louis, NY Giants, and Jacksonville Jaguars.
- Spent two seasons as the Linebackers Coach at Arizona State.
- Offensive Quality Control Analyst for USC 2020-21.



SENECA WALLACE
QUARTERBACKS

- Joins the Battlehawks for his first season.
- A fourth round selection (110th overall) by Seattle in the 2003 NFL Draft.
- Spent ten seasons with the Seattle Seahawks, Cleveland Browns, Green Bay Packers, New Orleans Saints, and San Francisco 49ers.
- Spent 2020 as a coaching assistant with the Dallas Cowboys.




LA'ROI GLOVER
DEFENSIVE LINE

- Returns to the Battlehawks for a third season.
- Previously was Assistant Defensive Line Coach for the LA Chargers and New York Jets.
- Inducted into the San Diego State Hall of Fame in 2010 and New Orleans Saints Hall of Fame in 2013.
- In 2023, Glover returned to NFL training camp as part of the Bill Walsh Diversity Coaching Fellowship with the Saints.
- Has 14 years of high school and college coaching experience.
- Played 13 years in the NFL, including six straight Pro Bowls.
- Named to the 2000s NFL All-Decade Team.

FOOTBALL OPS/STAFF



TODD HEWITT
EQUIPMENT MANAGER



ERIC AVILA
ATHLETIC TRAINER

Andrew Williams - Assistant Equipment Manager
Miyah Walker - Asst Athletic Trainer
Ryan Schwerzler - Asst Athletic Trainer
Patrick Austin - Director of Team Operations

Brendan Taylor - Video Manager
Chris Pirolo - Assistant Video Manager
Tom Swoboda - Video Assistant
Sean Hayes - Strength Coach




ST LOUIS

BATTLEHAWKS

JAHCOUR PEARSON

WR



26 • 5-7 • 178

Hometown:
Fort Lauderdale, FL


College:
Mississippi

1

- Set a Battlehawks season record and a new all-time spring football record with 294 punt return yards.
- Set a new team season record with 25 punt returns.
- He also recorded 55-punt return yards to set a new Battlehawks individual game record, beating his own record of 53 yards from Week 4 at ARL.
- Set a franchise record with 10 catches in his Battlehawks debut in Week 4 vs. Memphis in 2024 to go with 70 receiving yards and a touchdown.
- Activated from IR on April 15, 2024 (right knee injury).
- Acquired with the 2nd overall selection in the 2024 UFL Dispersal Draft.
- Named to the 2023 All-XFL Team.
- Led all XFL receivers in 2023 with 60 receptions, 670 receiving yards and 32 catches for first downs.

FRANK DARBY

WR



27 • 5-1 • 200

Hometown:
Jersey City, NJ


College:
Arizona State

2

- Recorded 182 recieving yards on 11 catches.
- Caught a 35-yard pass from QB Manny Wilkins for the first touchdown reception of the season.
- Had 2 receptions for 32 yards in Week 1.
- Signed with the Battlehawks on Feb. 12, 2025.
- Selected by the Atlanta Falcons in the sixth round of the 2021 NFL Draft.
- Appeared in 16 games over three seasons with two receptions for 29 yards.
- Signed with San Francisco 49ers in July of 2024.
- Caught 67 passes for 1317 yards and 13 touchdowns at Arizona State.

CHRIS PAYTON-JONES

CB



28 • 6-0 • 230

Hometown:
Jacksonville, FL


College:
Nebraska

3

- Placed on IR (hamstring) after Week 8.
- Tied for 2nd most passes defended (11) in the league after Week 8.
- Led the UFL with 7 Passes Defended after Week 3 (6 breakups, 1 interception).
- Had 3 solo tackles in Week 1.
- Tallied three tackles (2 solo) in the 2024 XFL Conference Championship vs. San Antonio.
- Had five pass breakups last season, which ranked T-2nd on the team.
- Was T-3rd on the team with one forced fumble in 2024.
- Ranked T-2nd on the team with 31 solo tackles, 6th with 37 total tackles and T-8th with 2 tackles for loss in 2024.
- Had a season-high five solo tackles in Week 5 at DC last season.

KAMERON KELLY

DB



27 • 6-2 • 205

Hometown:
Round Rock, TX


College:
San Diego State

4

- Had 36 tackles (27 solo) in 10 games this season.
- T-2nd in interceptions (2) in the UFL after Week 9.
- Picked off his first interception of the 2025 season vs D.C. in Week 3.
- Caught an interception, his 3rd in the last 4 games, and had 3 tackles (1 solo) in the 2024 XFL Conference Championship vs. San Antonio.
- Made his third interception of the season in Week 10 2024 vs. San Antonio to tie CB Brandon Sebastian (3 in 2023) for the franchise single-season record and the most in the UFL in 2024.
- Ranked 4th on the team with 44 tackles and 27 solo tackles, and was T-2nd with 5 pass breakups last season.
- Recovered his 1st fumble of 2024 in Week 9 at Arlington.

MANNY WILKINS

QB



28 • 6-2 • 193

Hometown:
Novato, CA


College:
Arizona State

5

- Placed on IR after exiting Week 4 with an achilles injury.
- Led the UFL with 638 Total Offensive Yards following Week 3 vs D.C.
- Threw a 35 yard pass for the first passing touchdown of the 2025 season in Week 3.
- Set a personal record with 189 passing yards Week 1 at HOU.
- Recorded two rushing touchdowns in Week 1 at HOU.
- Made two starts (3 games played), going a combined 27-for-50 with 305 passing yards, one touchdown and three interceptions last season.
- Also rushed for 141 yards and three touchdowns on 24 carries in 2024.
- Made his first professional career start in Week 8 2024 at D.C., going 9-for-18 with 126 passing yards along with

PITA TAUMOEPEU

DE



30 • 6-2 • 250

Hometown:
Euliss, TX

College:
Utah

7

- Named to the All-UFL team on June 2.
- Recorded two fumble recoveries and three forced fumbles to tie the franchise season records.
- Recorded 7.5 sacks in 2025, the 2nd most sacks in a season in UFL history.
- Tallied 5.5 sacks through the first six weeks of play to break the Battlehawks season high record.
- Recorded 2 forced fumbles Week 6 vs ARL to set a single-game UFL record.
- Recovered a fumble and scored a touchdown to go with one tackle in the 2024 XFL Conference Championship vs. SA.
- Finished T-1st on the team with 5.0 sacks (T-6th in UFL) with LB Travis Feeney last season; also tied Feeney (5.0 in 2023) for the franchise single-season sacks



BLAKE JACKSON

WR



30 • 5-11 • 200

Hometown:
Houston, TXCollege:
Mary Hardin-Baylor

8

- Ranked 4th in the UFL with 395 kick return yards following Week 9.
- Threw a 57-yard pass for a touchdown reception Week 5, the third longest Battlehawks pass of 2025.
- Recorded a 41 yard kick return, the third longest in the UFL following Week 4.
- Leads the Battlehawks with 328 kick return yards
- Led the UFL with 33.2 yards-per-kick return (min. 2 returns) with 199 yards in eight returns in 2024.
- Returned the opening kickoff a career-high 58 yards in Week 5 2024 at D.C.,
- Acquired by the Battlehawks in the 2024 UFL Dispersal Draft.
- Had 45 catches in 11 games with SEA in 2023

CHEVAN CORDEIRO

QB



25 • 6-1 • 200

Hometown:
Honolulu, HICollege:
San Jose State

9

- Made his Battlehawks debut during Week 10.
- Signed with the Battlehawks on Dec. 19, 2024.
- Signed with the Seattle Seahawks as a UDFA prior to the 2023 season, saw action in 1 game and was later placed on the practice squad.
- Selected by St. Louis in 2024 UFL Draft in July.
- All-time Mountain West leader in touchdowns responsible for (113), total yardage (13,811), and completions (971).
- Started 21 games at Hawaii before transferring to San Jose State before 2022 season.

NICK WHITESIDE

CB



24 • 6-1 • 200

Hometown:
Auburn Hills, MICollege:
Saginaw Valley

10

- Recorded 24 tackles (16 solo) in 10 games.
- Recovered a fumble during Week 6 vs ARL to tie for the team lead.
- Recorded 3 solo tackles at HOU in Week 1.
- Signed with the Battlehawks on Dec. 3, 2024.
- Signed with the Washington Commanders as a UDFA prior to the 2023 season, was later placed on the practice squad. Elevated to active roster and played Week 17.
- Two-time All-American at Saginaw Valley, made 131 tackles with 26 pass breakups and 12 interceptions in 43 games for the Cardinals.

GARY JENNINGS

WR



28 • 6-1 • 216

Hometown:
Stafford, VACollege:
West Virginia

12

- Set a new single-game team high with 91 kick return yards Week 8 vs BHM.
- Caught 3 passes for 61 yards, including a 39-yard pass in Week 7.
- His 58-yard reception was the second longest pass play in the UFL following Week 4.
- Hauled in the longest pass play of the season for St. Louis on a 58-yard reception from Wilkins during Week 2.
- Signed with the Battlehawks on March 6, 2024.
- Played the 2024 season with the Birmingham Stallions.
- Signed with the Battlehawks for the 2023 season.
- Caught a 64-yard touchdown pass from P Sterling Hofrichter on a fake punt in the 4th quarter of week 8 vs. Vegas, voted by the fans as the 2023 XFL Play of the year.

MAX DUGGAN

QB



24 • 6-1 • 207

Hometown:
Council Bluffs, IowaCollege:
TCU

14

- Five rushing TDs tied for 2nd most in the UFL
- Completed 63-110 passes for 696 yards with 4 TDs and 4 INTs. Rushed 59 times for 320 yards and 5 TDs.
- Recorded two rushing touchdowns in Week 5 to tie for the most by a Battlehawks quarterback in a single game.
- Signed with the Battlehawks on Dec. 19, 2024.
- Selected by the Los Angeles Chargers in the seventh round of 2023 NFL Draft.
- Spent season on the Chargers practice squad, active for two games.
- Runner-up for the Heisman Trophy in 2022 after helping lead TCU to victory in the Fiesta Bowl and into the CFP National Championship.
- Threw for 9618 yards and 73 touchdowns and rushed for 1856 yards and 28 touchdowns in four seasons at TCU.

JACOB SAYLORS

RB



24 • 5-10 • 199


Hometown:
Jasper, TNCollege:
East Tennessee State

15

- Named to the All-UFL team on June 2nd.
- Led the UFL with 499 rushing yards through Week 9 and was active, but did not play in Week 10.
- Five rushing TDs tied for 2nd most in the UFL.
- Set a new single-game franchise record with 118 rushing yards Week 8.
- Set a franchise record with three rushing touchdowns in a single game and tied the UFL record for total non-passing touchdowns in a game during Week 2.
- Had a 21 yard rush during the 1st quarter.
- Signed with the New York Giants and later Cleveland Browns after the 2024 season.
- Named to the All-UFL Team Offense on June 5.
- Had a team-high 14 rushes and 79 rushing yards along with one catch for 12 yards in the 2024 XFL Conference

STERLING HOFRICHTER

P



27 • 5-10 • 196

Hometown:
Tampa, FLCollege:
Syracuse

16

- Had 9 punts inside the 20 yard line this season
- In 2024, ranked 2nd in the UFL with 11 punts that pinned an opponent inside its own 20 yard line, surpassing his total of 8 such punts during the 2023 XFL season.
- Booted a season-long, 63-yard punt in Week 9 2024 at Arlington, the longest of his professional career.
- Registered his first touchback in his 16th game with the Battlehawks in Week 6 2024 vs. Houston.
- Threw a 64-yard TD pass to WR Gary Jennings on a fake punt in the 4th quarter of Week 8 during the 2023 season vs. Vegas.
- Was the first Syracuse player to receive All-ACC First Team honors multiple times (2018-19).

BRANDON SILVERS

QB



24 • 6-3 • 188

Hometown:
Pensacola, FLCollege:
Troy

18

- Made his first start of the season during Week 10.
- Made his first appearance of the season during Week 9, throwing for a 70% (7-10) completion rate and recording a passing touchdown in the second half.
- Spent 2024 season with St. Louis and re-signed on April 21st.
- Started eight games for Houston in the XFL in 2023, throwing for 1,551 yards and 13 touchdowns with a 59.5 completion percentage.
- Was the starting QB for Seattle in the 2020 XFL.
- Spent time in the New York Jets organization in 2019.
- Was invited to New Orleans Saints rookie minicamp in 2018 after going undrafted in the 2018 NFL Draft.
- Played collegiately at Troy from 2014-17, setting an NCAA freshman record with a 70.5 completion rate

MYLES SIMS

CB



24 • 6-3 • 188

Hometown:
Atlanta, GACollege:
Georgia Tech

19

- Made 16 tackles in 7 games this season.
- Signed with the Battlehawks on Aug. 23, 2024.
- Selected by St. Louis in 2024 UFL College Draft in July.
- Started 26 games for Georgia Tech with 136 tackles and 2 interceptions.
- Ran a 4.45 40-yard dash at Pro Day.



AVERY YOUNG

FS



25 • 5-11 • 198

Hometown:
Coatesville, PACollege:
Rutgers

20

- Made his 2025 debut in Week 8.
- Signed with the Battlehawks on Oct. 26, 2024
- Spent time 2023 training camps with San Francisco 49ers and Tampa Bay Buccaneers
- Signed with the Hamilton Tiger-Cats (CFL) in 2024
- 2x Honorable Mention All-Big 10 and 2022 team captain for Rutgers
- Recorded 326 tackles in 57 games with 3 sacks and 3 interceptions, and also returned 35 punts for 146 yards for Scarlet Knights

MICAH ABRAHAM

CB



24 • 5-10 • 185


Hometown:
Tampa, FLCollege:
Marshall

21

- Made 4 tackles and 2 fumble recoveries in 2 games.
- Made his Battlehawks debut during Week 9, recording a forced fumble that he then recovered for a 70-yard touchdown return.
- Signed with the Battlehawks on May 13.
- Drafted by the Indianapolis Colts in the sixth round (201st overall) of the 2024 NFL Draft.
- Was waived at the end of training camp
- Signed to the Cincinnati Bengals practice squad.
- A 2x First Team All-Sun Belt safety.
- Is the son of Battlehawks Defensive Coordinator Donnie Abraham.

NATE MEADORS

CB



27 • 6-0 • 192

Hometown:
San Bernardino, CACollege:
UCLA

22

- Ranked T-4th on St. Louis with 49 tackles
- Notched the first sack of his Battlehawks career during Week 2 vs SA.
- Signed with the Battlehawks on Dec. 9, 2024.
- Signed with Cleveland Browns and then Pittsburgh Steelers after playing 2023 season with Battlehawks.
- Started 8 of 9 games with St. Louis, recording 37 tackles and 2 interceptions.
- Originally signed as UDFA with Minnesota Vikings in 2019 and spent time on active and practice squad for two seasons.
- Also spent time with Jacksonville, Philadelphia, Cleveland, New York Giants, and Tennessee Titans before a second tour with Browns.

LUKAS DENIS

S



27 • 5'11 • 191


Hometown:
Everett, MACollege:
Boston College

23

- Tied for lead on the Battlehawks with 5 tackles for loss.
- Recorded his second sack of the season Week 5 vs MICH.
- Had an interception in Week 1 at HOU.
- Signed with the Battlehawks on Dec. 6, 2024.
- Second stint with St. Louis after 37 tackles and 2 interceptions with Battlehawks in 2023.
- Signed to Atlanta Falcons practice squad after 2023 XFL season, Futures contract 2024.
- 2017 Walter Camp All-American at Boston College.

MYLES JONES

CB



26 • 6-3 • 190


Hometown:
Magnolia, TXCollege:
Duke

24

- Made 16 tackles in 9 games.
- Recovered his first fumble of the season Week 8.
- Has 14.0 tackles in eight games this season.
- Signed with the Battlehawks on Dec. 5, 2024.
- Signed as UDFA with New York Jets in 2023.
- Played 208 snaps for Duke in 2023 with 7 tackles and a pair of interceptions.
- 124 tackles, 29 pass break ups, and 4 interceptions for Texas A&M before transferring.

KEVON LATULAS

RB



24 • 5-10 • 195


Hometown:
Port Arthur, TXCollege:
Missouri State

25

- Rushed for a personal season-high 67 yards on 8 carries, including a 23-yard run for a touchdown and a successful rush for a one-point conversion during Week 9.
- Carried the ball 5 times for 12 yards in Week 2.
- Made three tackles (all solo) in the 2024 XFL Conference Championship vs. San Antonio.
- Signed with the Battlehawks as a free agent on April 29, 2024.
- Was selected by St. Louis in the June 2023 XFL Rookie Draft and spent time with the team in training camp.

CARSON WELLS

OLB



25 • 6-3 • 241

Hometown:
Bushnell, FLCollege:
Colorado

26

- Had 32.0 tackles in 8 games this season.
- Registered a season-high six tackles (5 solo) in the 2024 XFL Conference Championship vs. San Antonio.
- Ranked 4th on the team with 2.0 sacks last season, and was T-4th on the team with 3.0 tackles for loss in 2024.
- Ranked 2nd on the Battlehawks in 2023 with 45 total tackles and 7 tackles for loss, and was 3rd with 3.5 sacks.
- Appeared in two preseason games with New England in 2023, making four tackles.
- Signed with the Cincinnati Bengals as a UDFA in 2022.
- Played in the 2022 East-West Shrine Bowl.
- Finished college career at Colorado with 38 tackles for loss, tying for eighth-most in program history.

MIKE ROSE

MLB



23 • 6-4 • 243

Hometown:
Brecksville, OHCollege:
Iowa State

27

- Had 49 tackles (3 TFL) in 10 games.
- Recorded the first forced fumble for the Battlehawks 2025 season during Week 4 at Arlington.
- Signed to New Orleans Saints for training camp following the 2024 UFL season.
- Finished 3rd on the team with 45 tackles, 4th with 20 assisted tackles and 5th with 25 solo tackles in 2024.
- Ranked 2nd on the team (T-5th in UFL) with two interceptions last season.
- Missed weeks 2, 3 and 7 last season because of injury.
- Tallied a team-high 11 tackles (5 solo), including his 1st tackle for loss of the season in Week 5 2024 at D.C.
- Ranked 6th on the Battlehawks with 35 tackles and T-6th with four tackles for loss in 2023.

RODRIGO BLANKENSHIP

K



28 • 6-1 • 190

Hometown:
Marietta, GACollege:
Georgia

28

- Named to the All-UFL team on June 2.
- Led the UFL in making 21-22 field goal attempts.
- Kicked a 56-yarder to set a new single-game career high for the kicker during Week 3 vs D.C.
- Signed with the Battlehawks on Dec. 5, 2024.
- Signed as UDFA and spent first three NFL seasons with Indianapolis Colts.
- Also spent time with Arizona Cardinals and Tampa Bay Buccaneers.
- Won the Lou Groza Award as nation's top place kicker after 2019 season at Georgia.
- Was perfect 200/200 in extra points for the Bulldogs.



MAC MCCAIN III

CB



27 • 6-0 • 185

Hometown:
Greensboro, NCCollege:
North Carolina A&T

29

- Signed with the Battlehawks on June 3.
- Signed as UDFA with Denver Broncos in 2021.
- Appeared in 2 NFL games and made 2 tackles with the Philadelphia Eagles.
- Also spent time with the Detroit Lions, Carolina Panthers and New Orleans Saints.
- Was in training camp with San Antonio Brahmas in 2024.

QWYNNTERRIO COLE

FS



25 • 6-0 • 203

Hometown:
Memphis, TNCollege:
Louisville

32

- Ranked 2nd on Battlehawks with 49 tackles.
- Made the first interception of the 2025 season.
- Had 4 total tackles Week 1 at HOU.
- Had seven tackles (5 solo) in the 2024 XFL Conference Championship vs. San Antonio.
- Did not play in Week 10 2024 vs. San Antonio because of injury.
- Finished 2nd on the team with 57 tackles (10th in UFL) and 26 assisted tackles (T-5th in UFL) in 2024.
- Ranked T-4th on the team with 31 solo tackles, T-4th with 3 tackles for loss and T-3rd with 4 pass breakups in 2024.
- Made his 2nd interception last season (T-2nd on the team) and tied for the team lead with 7 tackles (5 solo) in Week 8 2024 vs. D.C.

BRANDON SEBASTIAN

CB



25 • 6-0 • 182

Hometown:
West Haven, CTCollege:
Boston College

38

- Placed on the IR list Week 4.
- Made his first interception of the season during Week 2 vs SA.
- Made a season-high 5 solo tackles in Week 7 2024 at Birmingham, which also tied his career high while with St. Louis.
- Tallied his first tackle for loss of the year in Week 6 2024 vs. HOU
- Made his 1st interception of the season in Week 5 2024 at D.C.
- Was tied for the team lead last season with 4 pass breakups (T-6th in UFL) through the first seven weeks.
- Had a game-high 2 pass breakups in Week 4 2024 vs. MEM
- Re-signed with the Battlehawks for the 2024 season

JARVEON HOWARD

RB



25 • 5-10 • 219

Hometown:
High Point, N.C.College:
Alcorn State

41

- Rushed for a touchdown and a one-point conversion in Week 10.
- Rushed for 311 yards on 68 carries.
- Ranked third in rushing average (519) after Week 4.
- Set the team record for most rushing yards with 115 in Week 1 at HOU.
- Recorded a 74 yard rush in Week 1 at HOU.
- Signed with the Battlehawks on Dec. 6, 2024.
- Signed as UDFA in May 2024, spent time in training camp with Green Bay Packers.
- Scored 17 touchdowns and rushed for 1428 yards in two seasons at Alcorn State.
- Played two seasons at Syracuse before transferring to Alcorn State.

ALEX MATHESON

LONGSNAPPER



29 • 6-5 • 252


Hometown:
Sun Prairie, WICollege:
Cal Lutheran

47

- Named to the All-UFL team on June 2.
- Appeared in all 11 games combined in the 2024 regular season and the XFL Conference Championship vs. San Antonio.
- Returned to the Battlehawks for the 2024 season after joining the Los Angeles Rams practice squad in December 2023.
- Participated in 2022 rookie minicamp with the Baltimore Ravens.
- Spent three years at Minnesota State University, Mankato from 2013-15.
- Played in 11 games for Concordia University, St. Paul in 2019 and six games with Cal Lutheran in 2021.
- Was a member of the Sun Prairie (WI) High School swim team for three years, competed in the 50- and

CHRIS GARRETT

LB



25 • 6-4 • 245

Hometown:
Milwaukee, WICollege:
Concordia - St. Paul

48

- Placed on IR on June 2nd.
- Blocked a kick and recorded a sack during Week 10.
- Had 29 tackles (4 TFL), 4 sacks and a fumble recovery in 8 games.
- Named the 2024 UFL Special Teams Player of the Year
- Tied for UFL lead with two forced fumbles last season.
- Blocked punts in Week 5 2024 at D.C. and again in Week 7 2024 at BHM.
- Ranked 9th on the Battlehawks with 26 total tackles and 17 solo tackles last season.
- Spent 2024 training camp with the Arizona Cardinals.
- Selected by the LA Rams in the seventh round (252nd overall) of the 2021 NFL Draft and was part of the Super Bowl LVI championship.

TETON SALTES

OT



27 • 6-5 • 313

Hometown:
Albuquerque, NMCollege:
New Mexico

50

- Started Week 10 at Right Tackle
- Resigned with the Battlehawks on May 8.
- Appeared in one game in 2024 (Week 6 vs. Houston).
- Signed with the Battlehawks as a free agent March 18 after spending the 2023 season with the Arlington Renegades in the XFL.
- Appeared in Week 1 of the 2023 season with Arlington but spent much of the season on Injured Reserve.
- Played for the Michigan Panthers of the USFL in 2022.
- Signed with the New York Jets as a UDFA in 2021.
- Played college ball at New Mexico from 2016-19 and was Honorable Mention All-Mountain West in 2019.
- Great uncle is former NBA player World B. Free.

WILLIE HARVEY

LB



28 • 5-11 • 229


Hometown:
Hastings, FLCollege:
Iowa State

51

- Named to the All-UFL team on June 2.
- Led the team with 58 tackles and 33 solo (3 TFL).
- Tallied a team-high 7 tackles for loss Week 5.
- Recorded his first career interception with a 56-yard TD return in Week 4 at ARL. It stands as the fourth longest interception return in the UFL this season.
- Signed with the Dallas Cowboys for 2024 training camp.
- Named to the All-UFL Team Defense on June 5, 2024.
- Finished the 2024 regular season with a UFL-best 78 total tackles, breaking the franchise single-season record of 59 he set in 2023.
- Led the UFL in 2024 with 35 assisted tackles, was T-1st with 2 forced fumbles and T-2nd with 9 tackles for loss.
- Led the team with 43 solo tackles in 2024(4th in UFL),

DOHNOVAN WEST

C



23 • 6-3 • 309

Hometown:
Los Angeles, CACollege:
Arizona State

54

- Started at Center in Week 10
- Started at Right Guard in Week 3, 4, 7, 8 and 9.
- Played in the 2024 XFL Conference Championship vs. San Antonio.
- Appeared in nine games during the 2024 regular season.
- Selected by St. Louis in the 2024 UFL Dispersal Draft in January.
- Played in all 10 games (7 starts) for the Vegas Vipers of the XFL in 2023.
- Signed with San Francisco as a free agent in 2022 and appeared in three preseason games with the 49ers.
- Played at Arizona State from 2019-21 and started 23 games for the Sun Devils.



TRAVIS FEENEY

LB



31 • 6-4 • 240

Hometown:
Richmond, CACollege:
Washington

56

- Finished with 37 tackles (5 tackles for loss) this season.
- Had 5 sacks in 2024, tied with LB Pita Taumoepeu for the most on the team (T-6th in UFL) and match his team record of 5.0 sacks in 2023.
- Also had five tackles for loss last season (T-5th UFL).
- Tied for 5th on the team with 39 total tackles, was 6th with 22 solo tackles and T-5th with 17 assisted tackles in 2024.
- Selected by the Pittsburgh Steelers in the sixth round of the 2016 NFL Draft and later signed to the team's practice squad.
- Signed to the New Orleans Saints practice squad in December of 2016.
- Played for the Tampa Bay Bandits of the USFL in 2022.
- Spent two seasons (20-21) with the Toronto Argonauts of the CFL.

SHAKA TONEY

DE



27 • 6-3 • 231

Hometown:
Philadelphia, PACollege:
Penn State

58

- Signed with the Battlehawks on June 3.
- Seventh round draft pick of Washington Commanders in 2021 NFL Draft, spent time with Dallas Cowboys
- Played in 26 NFL games with 1.5 sacks and 6 tackles
- First Team All-Big 10 in 2020

CALLAHAN O'REILLY

ILB



25 • 6-2 • 230


Hometown:
Bozeman, MTCollege:
Montana State

59

- His 45 tackles ranked 4th on the team
- Returned first INT of the season for a TD in Week 8
- Was placed on Injured Reserve on April 25, 2024.
- Was T-3rd on the team with 20 total tackles and 11 solo tackles through the first four weeks of the 2024 season before his injury.
- Had a career-high 12 tackles and tied for the team lead with 6 solo tackles in Week 3 2024 at San Antonio.
- Accounted for seven tackles (5 solo), 1.0 sack and 2.0 tackles for loss in his first game played for the Battlehawks in Week 2 2024 vs. Arlington.
- Signed with the Battlehawks as a free agent after attending minicamp with Chicago Bears in 2023.
- Named 2022 First Team All-Big Sky and Third Team All-American (FCS Stats Perform).

MIKE PANASIUK

C



26 • 6-4 • 300


Hometown:
Roselle, ILCollege:
Michigan State

61

- Named to the All-UFL team on June 2.
- Started every game this season at Center except for Week 10.
- Signed with the Indianapolis Colts after the 2024 UFL season
- Named to 2024 All-UFL Team Offense
- Started all 10 games and XFL Conference Championship for St. Louis in 2024
- Earned 2023 All-XFL Team Offense honors with St. Louis
- Signed with the Las Vegas Raiders in 2020. Also spent time on Carolina Panthers practice squad.
- Played at Michigan State from 2016-19, totaling 100 tackles, 18 tackles for loss, four sacks, and two interceptions.

ABDUL BEECHAM

OG



27 • 6-2 • 321

Hometown:
West Point, NYCollege:
Kansas State

62

- Placed on the IR list on May 5.
- Started three games this season at Right Guard, out Week 3 & 4 (finger)
- Appeared in two games, both starts, in 2024 (Week 6 vs. Houston and Week 9 at Arlington).
- Selected by the Battlehawks in the 2024 UFL Super Dispersal Draft in January.
- Played for the Orlando Guardians of the XFL in 2023 and started all 10 games.
- Played for the Pittsburgh Maulers in the USFL in 2022.
- Appeared in one 2019 preseason game each with the Kansas City Chiefs and Los Angeles Rams after signed with Kansas City as a UFDA earlier that year.
- Played college ball at Kansas State from 2016-18 and played in 33 games (29 starts).

RYAN COLL

OT



24 • 6-5 • 324


Hometown:
Gainesville, VACollege:
Richmond

69

- Started at Left Guard in Week 10
- Signed with the Battlehawks on March 6, 2025.
- August 2024, Signed with the Indianapolis Colts.
- Signed with the Atlanta Falcons on April 2024 as an UDFA
- Named to the third-team FCS All-American team, as well as another first-team All-CAA nomination in 2023.
- In 2022 named second-team FCS All-American and first-team All-CAA honors.

BRAD ASHMORE

OT



22 • 6-6 • 304

Hometown:
Neptune Beach, FLCollege:
Vanderbilt

70

- Started Week 10 at Left Tackle
- Started Week 6 at Right Tackle.
- Stepped in at Right Tackle in Week 5 vs MICH after Juwann Bushell-Beatty left due to injury.
- Signed with the Battlehawks on Oct. 3, 2024.
- Attended mini-camp with Miami Dolphins.
- Team captain and started 37 of 40 games for the Commodores.
- Played 1506 snaps at right tackle and 518 at right guard over last three seasons.

JUWANN BUSHELL-BEATTY

OT



27 • 6-5 • 318


Hometown:
Paramus, NJCollege:
Michigan

73

- Started every game at Right Tackle except Week 6, 10
- Started nine of the 10 games in 2024; did not play in Week 6 vs. Houston because of injury.
- Returned for his second season with the Battlehawks after starting all 10 games in 2023.
- Played for the Tampa Bay Bandits of the USFL in 2022 and Ottawa of the CFL in 2021.
- Signed with Washington as a UDFA in 2019; also spent time with Carolina and Dallas, playing in all four preseason games (1 start) for the Cowboys.
- Drafted by the Battlehawks in 2019 XFL Draft before being traded to the Houston Roughnecks.
- Appeared in 33 games for Michigan from 2015-18, including 18 starts his final two years.

STEVEN GONZALEZ

OG



27 • 6-4 • 341

Hometown:
Union City, NJCollege:
Penn State

74

- Named to the All-UFL team on June 2.
- Started every game except Week 10 at Left Guard
- Started all 10 games in 2024 and the XFL Conference Championship vs. San Antonio.
- Was the top-rated LG in the 2024 UFL by Pro Football Focus for Week 2, Week 8 and Week 10.
- Re-signed with the Battlehawks after starting all 10 games and earning All-XFL Team Offense honors in 2023.
- Spent time in NFL camp with Arizona, Buffalo and the New York Jets.
- Was an All-Big 10 selection from 2017-19 at Penn State.
- Was a history major, but nearly finished with a second degree in rehabilitation and human services.
- Has worked at his high school, Union City (NJ), trying to inspire kids and was a Lift for Life Co-Captain.



JARYD JONES-SMITH

OT



28 • 6-7 • 295

Hometown:
Camden, NJCollege:
Pittsburgh

75

- Has started every game at Left Tackle this season.
- Rejoined the Battlehawks for a second season in 2024 after starting eight games and being named to the All-XFL Team Offense in 2023.
- Signed to the Washington Commanders practice squad in 2023 and played in three preseason games.
- Played with the Las Vegas Raiders in 2020 and Baltimore Ravens in 2021, appearing in three games both seasons.
- Also spent time on the practice squad with Las Vegas, San Francisco and Baltimore from 2019-22.
- Acted in the short film "Kidnapped," which was based in Philadelphia.

COLE SPENCER

OG



25 • 6-4 • 305

Hometown:
Louisville, KYCollege:
Texas Tech

76

- Started at Right Guard in Week 10
- Signed with the Battlehawks on Jan. 17, 2025.
- Signed as UDFA with the Tennessee Titans and was later placed on the practice squad.
- Played one season at Texas Tech after 44 starts over five seasons at Western Kentucky
- Ran 4.89 40-yard dash and posted a 30.5" vertical at his pro day.

SAM WIGLUSZ

WR



25 • 5-11 • 191


Hometown:
Brecksville, OHCollege:
Ohio

82

- Re-signed with the Battlehawks May 5, 2024.
- Was active Week 2 vs SA. and Week 10 at DC
- Signed with the Los Angeles Rams as a UDFA prior to the 2024 season and was later re-signed to the practice squad
- 2x First Team All-MAC at Ohio
- Walked on and played four seasons at Ohio State before transferring to Ohio.

JAKE SUTHERLAND

TE



28 • 6-4 • 247


Hometown:
Ortonville, MICollege:
Morehead State

84

- Had 11 catches for 88 yards this season.
- Was the only UFL player with multiple 1- and 2-point conversions for the season (two of each) and was T-1st in the league with a team-high four total extra-point conversions in 2024.
- Had 10 catches for 97 yards in 2024; his 9.7 yards-per-catch ranked 5th on the team. Ranked T-4th on the team with 2 TD catches.
- Had three catches, including a touchdown, for 45 yards, the most in his Battlehawks career, in Week 1 at Michigan in 2024.
- Converted St. Louis' first extra point of 2024 with a 1-yard catch in the 4th quarter of Week 1 at Michigan.

JEROME KAPP

WR



24 • 6-1 • 191

Hometown:
Scranton, PACollege:
Kutztown

85

- Made 11 tackles in 8 games on special teams.
- Resigned with the Battlehawks on April 11.
- Did not play in Week 10 or the XFL Conference Championship vs. San Antonio because of injury in 2024.
- Made at least one tackle in 7 of the final 8 games while primarily playing on the special teams unit last season.
- Had nine total tackles (4 solo) last year.
- Recovered his first fumble of the season on a muffed punt in Week 7 2024 at Birmingham.
- Joined St. Louis as a free agent in January 2024.
- Signed with the New York Jets in 2023 as an undrafted free agent and appeared in all four preseason games.
- Played college ball at Kutztown from 2019-22, racking up 2,190 receiving yards and 22 touchdowns across three seasons.

CHASE ALLEN

TE



27 • 6-6 • 247

Hometown:
Nixa, MOCollege:
Iowa State

87

- Had 2 catches for 11 yards in 9 games.
- Signed with the Battlehawks on Nov. 6, 2024.
- Signed with Chicago as a UDFA prior to the 2022 season. Waived during final roster cuts, then signed to the Bears practice squad.
- 4X Second Team All-Big 12.

HAKEEM BUTLER

WR



28 • 6-6 • 220


Hometown:
Baltimore, MDCollege:
Iowa State

88

- Led the team with 300 receiving yards this season.
- Had 13 catches and 4 TDs in 7 games
- Logged two touchdown receptions Week 5 vs MICH.
- Caught a 67-yard touchdown on his first reception of the season vs MICH.
- Missed Weeks 2-4 with hamstring injury.
- Signed with the Cincinnati Bengals following the 2024 UFL season.
- Named to the All-UFL Team Offense on June 5, 2024 and named the UFL Offensive Player of the Year on June 7, 2024.
- Made a team-high six catches for a team-high 59 yards in the 2024 XFL Conference Championship vs. San Antonio.

KYLER BAUGH

DT



23 • 6-2 • 302

Hometown:
Talihina, OKCollege:
Minnesota

90

- Recorded 13 tackles, a sack, and a fumble recovery in four games this season.
- Signed with the Battlehawks on Jan. 31, 2025.
- Signed with the New Orleans Saints as a UDFA after the 2024 NFL Draft.
- Also spent time in New York Giants training camp.
- Signed to the Atlanta Falcons practice squad in December of 2024.
- Played in 26 games at Minnesota and made 77 tackles with 4 sacks for the Gophers.

PHIL HOSKINS

DT



28 • 6-4 • 313

Hometown:
Toledo, OHCollege:
Kentucky

92

- Made 15 tackles this season.
- Signed with the Battlehawks on Jan. 14, 2025.
- Selected by the Carolina Panthers in the seventh round of the 2021 NFL Draft.
- Appeared in 13 NFL games combined for Carolina and Arizona Cardinals.
- Has spent time on practice squads of Kansas City, Arizona, and Dallas.



T.J. PESEFEA

NT



23 • 6-3 • 314

Hometown:
Sacramento, CA

College:
Arizona State

93

- Had 11 tackles and 1 sack this season.
- Made one tackle in the 2024 XFL Conference Championship vs. San Antonio.
- Ranked T-4th on the team with 3.0 tackles for loss last season.
- Finished the 2024 regular season with nine tackles (3 solo) in nine games played (1 start).
- Matched his season high with three tackles (Also: Week 5 at D.C.) in Week 8 2024 vs. D.C.
- Registered his only sack and fumble recovery of the 2024 season in Week 6 vs. Houston.
- Signed with the Battlehawks in December 2023.
- Signed with the Cincinnati Bengals in 2023 as a UFDA and appeared in three preseason games.

ISAIAH MACK

DT



28 • 6-3 • 299

Hometown:
Tunnel Hill, GA


College:
Tenn- Chatt

97

- Placed on IR after Week 8
- Picked up his first career forced fumble in the third quarter of Week 7.
- Recorded a sack during Week 6 vs ARL.
- Signed with the Battlehawks on Dec. 4, 2024.
- Signed as UDFA with Tennessee Titans in 2019 and made team out of training camp.
- Waived after rookie season with eight tackles, 1.5 sacks, and a fumble recovery.
- Has appeared in 23 NFL games with 11 tackles and 1 sack.
- Signed to practice squad with New England, Pittsburgh, and Baltimore.
- Also spent time with Denver, Seattle, New York Jets, Washington, and Miami.

FREEDOM AKINMOLADUN

DE



28 • 6-3 • 278

Hometown:
Grandview, MO

College:
Nebraska

98

- Recorded 24 tackles and 0.5 sacks in 9 games.
- Registered two tackles in the 2024 XFL Conference Championship vs. San Antonio.
- Made 14 tackles (5 solo) across nine games played (7 starts) during the 2024 regular season.
- Notched his only TFL of the 2024 season in Week 5 at D.C.
- Began 2024 with a season-high three tackles in each of the first two games (Wk 1 at MICH & Wk 2 vs. ARL).
- Re-signed with the Battlehawks for a second season in January 2024 after playing in all 10 games (1 start) with 14 tackles and one sack in 2023.
- Played for the Philadelphia Stars of the USFL in 2022.
- Appeared in five games combined with the Cincinnati Bengals (four) and New York Jets (one) from 2019-21.

AUSTIN FAOLIU

DT



25 • 6-3 • 287

Hometown:
Santa Ana, CA

College:
Oregon

99

- Made 14 tackles (2 TFL) and 2.0 sacks in 6 games.
- Notched the first sack of his Battlehawks career Week 2 vs SA.
- Started and made one tackle in the 2024 XFL Conference Championship vs. San Antonio.
- Forced his first fumble of the season in Week 10 2024 vs. SA.
- Totaled 12 tackles (4 solo) across six games played (all starts) in 2024.
- Missed weeks 4-7 last season because of injury.
- Made two tackles (1 solo) during his Battlehawks debut in Week 1 2024 at Michigan.
- Signed with St. Louis in January 2024 as a free agent.
- Named to the 2023 All-XFL Team Defense after starting all 10 regular-season games, making 24 tackles (11 solo) and one sack for the Seattle Sea Dragons.



ST. LOUIS BATTLEHAWKS NUMERICAL ROSTER

NO.	NAME	POS.	HT.	WT.	AGE	LAST COLLEGE	HOMETOWN
1	Pearson, Jahcour	WR	5-7	178	26	Mississippi	Fort Lauderdale, FL
2	Darby, Frank	WR	6-0	201	27	Arizona State	Jersey City, NJ
3	Payton-Jones, Chris*	CB	6-0	230	28	Nebraska	Jacksonville, FL
4	Kelly, Kameron	DB	6-2	205	27	San Diego St.	Round Rock, TX
5	Wilkins, Manny*	QB	6-2	193	28	Arizona St.	Novato, CA
7	Taumoepenu, Pita	DE	6-2	250	30	Utah	Euless, TX
8	Jackson, Blake	WR	5-11	200	30	Mary Hardin-Baylor	Houston, TX
9	Cordeiro, Chevan	QB	6-0	200	25	San Jose St.	Honolulu, HI
10	Whiteside, Nick	CB	6-1	200	24	Saginaw Valley	Auburn Hills, MI
12	Jennings, Gary	WR	6-1	216	28	West Virginia	Stafford, VA
14	Duggan, Max	QB	6-1	207	24	TCU	Council Bluffs, IA
15	Saylor, Jacob	RB	5-10	199	24	East Tennessee St.	Jasper, TN
16	Hofrichter, Sterling	P	5-10	196	27	Syracuse	Tampa, FL
18	Silvers, Brandon	QB	6-2	220	30	Troy	Pensacola, FL
19	Sims, Myles	CB	6-3	188	24	Georgia Tech	Atlanta, GA
20	Young, Avery	FS	5-11	198	25	Rutgers	Coatesville, PA
21	Abraham, Micah	CB	5-11	185	24	Marshall	Tampa, FL
22	Meadors, Nate	CB	6-1	192	27	UCLA	San Bernadino, CA
23	Denis, Lukas	FS	5-11	191	27	Boston College	Everett, MA
24	Jones, Myles	CB	6-3	190	26	Duke	Magnolia, TX
25	Latulas, Kevon	RB	5-10	195	24	MO State	Port Arthur, TX
26	Wells, Carson	OLB	6-3	241	25	Colorado	Bushnell, FL
27	Rose, Mike	MLB	6-4	243	23	Iowa St.	Brecksville, OH
28	Blankenship, Rodrigo	K	6-1	190	28	Georgia	Marietta, GA
29	Mac McCain III	CB	6-0	185	27	North Carolina A&T	Greensboro, NC
32	Cole, Qwynnterio	FS	6-0	203	25	Louisville	Memphis, TN
38	Sebastian, Brandon*	CB	6-0	182	25	Boston College	West Haven, CT
41	Howard, Jarveon	RB	5-10	219	25	Alcorn St.	High Point, NC
47	Matheson, Alex	LS	6-5	252	29	Cal Lutheran	Sun Prairie, WI
48	Garrett, Chris*	LB	6-4	245	25	Concordia	Milwaukee, WI
50	Saltes, Teton	T	6-4	313	27	New Mexico	Albuquerque, NM
51	Harvey, Willie	LB	5-11	229	28	Iowa St.	Hastings, FL
54	West, Dohnovan	C	6-3	309	23	Arizona St.	Los Angeles, CA
56	Feeney, Travis	DE	6-4	240	31	Washington	Richmond, CA
58	Shaka Toney	DE	6-3`	231	27	Penn State	Philadelphia, PA
59	O'Reilly, Callahan	ILB	6-2	230	25	Montana St.	Bozeman, MT
61	Panasiuk, Mike	C	6-4	300	26	Michigan St.	Roselle, IL
62	Beecham, Abdul*	OG	6-2	321	27	Kansas State	West Point, NY
69	Coll, Ryan	OT	6-5	324	24	Richmond	Gainesville, VA
70	Ashmore, Brad	OT	6-6	304	22	Vanderbilt	Neptune Beach, FL
73	Bushell-Beatty, Juwann	OT	6-5	318	27	Michigan	Paramus, NJ
74	Gonzalez, Steven	OG	6-4	341	27	Penn St.	Union City, NJ
75	Jones-Smith, Jaryd	OT	6-7	295	28	Pittsburgh	Camden, NJ
76	Spencer, Cole	OG	6-4	305	25	Texas Tech	Louisville, KY
82	Wiglus, Sam	WR	5-11	191	25	Ohio	Brecksville, OH
84	Sutherland, Jake	TE	6-4	247	28	Morehead St.	Ortonville, MI
85	Kapp, Jerome	WR	6-1	191	25	Kutztown	Barto, PA
87	Allen, Chase	TE	6-6	247	27	Iowa St.	Nixa, MO
88	Butler, Hakeem	WR	6-6	220	28	Iowa St.	Baltimore, MD
90	Baugh, Kyler	DT	6-2	302	23	Minnesota	Talihina, OK
92	Hoskins, Phil	DT	6-4	313	28	Kentucky	Toledo, OH
93	Pesefea, T.J.	NT	6-3	314	23	Arizona St.	Sacramento, CA
97	Mack, Isaiah*	DT	6-1	299	28	Tenn-Chatt	Tunnel Hill, GA
98	Akinmoladun, Freedom	DE	6-3	278	28	Nebraska	Grandview, MO
99	Faoliu, Austin	DT	6-3	287	25	Oregon	Santa Ana, CA

ALPHABETICAL ROSTER

NO.	NAME	POS.
21	Abraham, Micah	CB
98	Akinmoladun, Freedom	DE
87	Allen, Chase	TE
70	Ashmore, Brad	OT
90	Baugh, Tyler	DT
62	Beechum, Abdul*	OG
28	Blankenship, Rodrigo	K
73	Bushell-Beatty, Juwann	OT
88	Butler, Hakeem	WR
32	Cole, Qwynnterio	FS
69	Coll, Ryan	OT
9	Cordeiro, Chevan	QB
2	Darby, Frank	WR
23	Denis, Lukas	FS
14	Duggan, Max	QB
99	Faoliu, Austin	DT
56	Feeney, Travis	DE
48	Garrett, Chris*	LB
74	Gonzalez, Steven	OG
51	Harvey, Willie	LB
16	Hofrichter, Sterling	P
92	Hoskins, Phil	DT
41	Howard, Jarveon	RB
8	Jackson, Blake	WR
12	Jennings, Gary	WR
24	Jones, Myles	WR
75	Jones-Smith, Jaryd	OT
85	Kapp, Jerome	WR
23	Kelly, Kameron	DB
25	Latulas, Kevon	RB
97	Mack, Isaiah*	DT
47	Matheson, Alex	LS
29	McCain III, Mac	CB
22	Meadors, Nate	CB
59	O'Reilly, Callahan	ILB
61	Panasiuk, Mike	C
9	Payton-Jones, Chris*	CB
1	Pearson, Jahcour	WR
93	Pesefea, T.J.	NT
27	Rose, Mike	MLB
50	Saltes, Teton	T
15	Saylor, Jacob	RB
38	Sebastian, Brandon*	CB
18	Silvers, Brandon	QB
19	Sims, Myles	CB
76	Spencer, Cole	OG
84	Sutherland, Jake	TE
7	Taumoepenu, Pita	DE
58	Toney, Shaka	DE
54	West, Dohnovan	C
26	Wells, Carson	LB
10	Whiteside, Nick	CB
82	Wiglus, Sam	WR
5	Wilkins, Manny*	QB
20	Young, Avery	FS

* Injured Reserve



WEEK 1 RECAP

The Battlehawks began their 2025 campaign with a 31-6 win over the Houston Roughnecks Friday at TDECU Stadium in Houston, Texas. The 25 point margin ties the largest margin of victory in Battlehawks history, matching Orlando in Week 10 of 2023. St. Louis recorded 460 total yards, the second most for a single game in UFL history, trailing Birmingham's 466 total yards at Memphis in Week 6 of 2024. The team also logged 273 rushing yards, a new UFL record, surpassing Birmingham's 213 in Week 5 of 2024 at Houston.

FS Qwynnterio Cole started the season off with an interception on the STL 44 from Houston's first pass attempt of the contest, spurring an explosive second possession by St. Louis. RB Jacob Saylor logged 37 of his 98 rushing yards over the possession, including a 21 yard rush on 2nd and 10 at the HOU 36. Saylor rushed for 4 yards to score the first Battlehawks touchdown of the 2025 season.

The Battlehawks entered halftime with an 18-0 lead on Houston, the second largest halftime lead in team history, behind only a 23-3 advantage over New York during Week 3 of the 2020 XFL season. St. Louis has held Houston scoreless in 6 of their last 8 quarters against them, including a scoreless first half in each of their last two meetings.

Head Coach Anthony Becht started off the 4th quarter by using his Super Challenge on QB Manny Wilkins' pass intended for WR Hakeem Butler which was called incomplete. St. Louis challenged for pass interference and the play was overturned, putting the ball on the 1-yard line for 1st and Goal. The Roughnecks lost their Super Challenge in the fourth quarter, challenging QB Nolan Henderson's incomplete pass intended for WR Emmanuel Butler. The call was upheld.

QB Max Duggan took over for Wilkins with 7:15 left in the fourth quarter. Duggan handed off the ball to RB Jarveon Howard on the second play of the possession, leading to a 74 yard rushing touchdown, the longest run in UFL history. Howard totaled 115 rushing yards on 13 attempts, a new Battlehawks single-game rushing record.

Houston scored its first and only touchdown of the contest with a 5-yard pass to WR Justin Hall in the fourth quarter. Following the touchdown, Houston elected to take the ball on 4th and 12 to retain possession. The four play drive resulted in a loss of 13 yards, turning the ball back over to St. Louis.

WEEK 2 RECAP

The St. Louis Battlehawks took down the San Antonio Brahmas, 26-9, at the Dome at America's Center in front of 32,115 fans for the team's home opener. The Battlehawks (2-0) allowed fewer than 10 points for two consecutive weeks for the first time in franchise history and lead the league in total points scored with 57 points over the first two weeks. RB Jacob Saylor set the single-game team record and tied the UFL record with three rushing touchdowns, rushing for 46 yards over 11 attempts.

The Battlehawks controlled the first half of play behind a pair of rushing touchdowns by Saylor while outgaining the Brahmas (0-2) in the first 30 minutes of play 192-135. Saylor delivered the Battlehawks' first touchdown of the game on a 20-yard rush with 11:04 to play before halftime to complete a seven-play drive that covered 61 yards. He also rumbled five yards into the end zone for the ensuing two-point conversion to give St. Louis an 11-0 lead.

WR Gary Jennings Jr. hauled in the longest pass play of the season for St. Louis on a 58-yard reception from QB Manny Wilkins in the second quarter. Saylor then found the end zone again on a 1-yard rush with 3:21 left in the second quarter to run the Battlehawks' advantage to 17-0. The Battlehawks entered halftime with a 17-3 lead, following a field goal by Brahmas K Donald De La Haye as time expired on the first half.

In the 3rd quarter, Saylor went on to record his 3rd rushing touchdown of the contest with a 5-yard run to give the Battlehawks a 23-3 lead with 7:41 left in the third quarter. Saylor has scored a touchdown in five of his last six regular-season games played dating back to 2024 Week 7 at Birmingham. Saylor has four touchdowns this season and led the UFL with eight total touchdowns in 2024.

The team recorded 4.0 sacks to tie the franchise single-game record. LB Travis Feeney tallied his first sack of the season. Feeney and LB Pita Taumoepeu tied for the team lead with 5.0 sacks in 2024 while Feeney led the team in 2023. DT Austin Faoliu and FS Nate Meadors each notched the first sacks of their Battlehawks careers, as well.

The Battlehawks extended their regular-season home winning streak to seven games dating back to 2023 XFL Week 9 vs. Seattle and are 11-2 all-time in regular-season play at the Dome.



WEEK 3 RECAP

The St. Louis Battlehawks fell to the D.C. Defenders, 27-15, at the Dome at America's Center in front of 30,014 fans for the team's first loss of the season. The Battlehawks (2-1) allowed 27 points, the most since Week 10 2023 vs Orlando.

Despite the loss, the Battlehawk's defense shined with a season-high 83 tackles (38 solo). St. Louis also produced seven pass breakups, three of which came from CB Chris Payton-Jones. WLB Olakunle Fatukasi and FS Nate Meadors each recorded a personal UFL game high. Fatukasi tallied nine tackles including three solo while Meadors tallied eight total tackles including five solo.

St. Louis started off the game by allowing 12 points in the first quarter, the most the team has allowed in the first quarter since 2023. D.C. accumulated a 62-yard touchdown reception and two field goals in the first quarter to make the score 12-0. The Defenders also picked up two turnovers with a fumble and interception from St. Louis QB Manny Wilkins in the first quarter.

The Battlehawks responded in the second quarter with a 32-yard touchdown reception Wilkins to WR Frank Darby on 3rd and 10 with 9:56 left on the clock in the first half, making the score 12-6. DB Kameron Kelly then picked up his first interception since Week 10 2024 vs San Antonio. K Rodrigo Blankenship went 2-2 on field goals to make the score 18-12 at the end of the first half.

CB Chris Payton-Jones picked up the second Battlehawks interception of the game for 9-yards, on D.C.'s first drive of the second half. That interception led to Blankenship's third field goal made. The 56-yarder set a new single-game career high for the kicker, beating out a 55-yard field goal from his time at The University of Georgia.

The Battlehawks snapped their regular-season home winning streak at seven games dating back to 2023 XFL Week 9 vs. Seattle and are 11-3 all-time in regular-season play at the Dome.

WEEK 4 RECAP

The St. Louis Battlehawks fell to the Arlington Renegades, 30-15, at Choctaw Stadium in front of 9,614 fans. The defeat marked the first back-to-back losses in Battlehawks team history.

On the first drive of the contest, QB Manny Wilkins went down untouched while dropping back in the pocket, resulting in an Arlington fumble recovery and touchdown with a successful two-point conversion. Play was stopped following the Arlington touchdown and Wilkins was removed for an ankle injury with 12:25 left in the first quarter.

QB Max Duggan took the helm on the next drive, connecting at a 60% pass completion rate (6-10) for 48-yards and an interception through the first half. The team also racked up two fumbles in the first half, the second of which came from WR Blake Jackson's kick return leading to Arlington's second touchdown of the day.

St. Louis came back strong to start the second half, allowing Arlington only 17 yards over their first two drives. Arlington picked up a first down on their third drive, their first since the first quarter, before LB Willie Harvey recorded his first career interception for a 56-yard pick-six to make it a one-point game.

K Rodrigo Blankenship shined once again, going 3-3 in the contest, including two kicks over 50-yards. His first kick of the game was a 55-yarder, tying his 2nd longest career field goal from the University of Georgia and trailing his career-high 56-yard field goal from last week vs D.C.

Similarly, the Battlehawks Defense left their mark, allowing only 72 rushing yards and a 33% (4-12) third down conversion by Arlington. LB Chris Garrett recorded a sack during the fourth quarter, while DE Pita Taumopenu and DE Freedom Akinmoladun each added another sack in the following drive. Taumopenu leads the Battlehawks with 3.5 sacks on the season.

Despite the Battlehawks' efforts, Arlington picked up two more touchdowns, including a 100-yard pick-six from their own endzone with 33 seconds left on the clock, to lock in a 30-15 Arlington victory.



WEEK 5 RECAP

The St. Louis Battlehawks triumphed over the Michigan Panthers, 32-27, at The Dome at America's Center in front of 30,406 fans. WR Hakeem Butler returned from injury to record two touchdown receptions, including a 67-yarder on his first reception of the season. QB Max Duggan recorded two rushing touchdowns to tie QB Manny Wilkins for the most by a Battlehawks quarterback in a single game.

The Battlehawks (3-2) scored first with a 44-yard field goal by K Rodrigo Blankenship after an eight play drive including 24 rushing yards by QB Max Duggan. The Panthers (3-2) responded with a 12-yard touchdown reception on the following drive to make the score 6-3. St. Louis' defense tallied 17 tackles through the first quarter with CB Nate Meadors recording four solo tackles.

FS Lukas Denis recorded his second sack of the season on the first drive of the second quarter, taking down Michigan QB Bryce Perkins for a 7-yard loss on 2nd and 10. Michigan was not able to get a first down to finish the drive causing a turnover by downs. The Battlehawks took advantage of the field position, scoring their first touchdown of the game on a 1-yard rush by QB Max Duggan. The team recorded four first downs and 43 rushing yards over nine plays to put St. Louis back in the lead, 9-6.

Following the two minute warning, SS Kameron Kelly recorded an interception off Michigan QB Danny Etling for 37 interception return yards, the most by a Battlehawk this season. QB Max Duggan followed it up with a pass to TE Jake Sutherland for 20-yards. Duggan then scored his second rushing touchdown with an 8-yard run. He then returned to Sutherland for a successful pass play to complete a two-point conversion making the score 17-6 entering half time.

St. Louis started the second half with the ball, recording 34-yards over nine plays leading to a 28-yard field goal by Blankenship to increase the Battlehawks lead to 20-6. Michigan returned the favor, scoring two touchdowns early in the second half to put Michigan back in the lead, 21-20. Their first came in the third quarter on a 20-yard reception from Perkins to WR Turner Malik, paired with a successful two point conversion pass to TE Cole Hikutini. The other was a 5-yard rush by RB Toa Taua to start the fourth quarter and a successful one point conversion by RB Nate McCrary.

WR Hakeem Butler then made his triumphant return to the Battledome, catching a pass from Duggan for a 67-yard touchdown on his first reception of the season to restore the Battlehawks lead, 26-21. Butler's reception is his longest since an 80-yard touchdown reception from the fourth quarter of Week 5 last season vs the Defenders. Michigan then rushed for a 4-yard touchdown by Taua. Hakeem, however, then followed that up with another 57-yard touchdown reception from WR Blake Jackson on a reverse play to increase the Battlehawks lead to 32-27 with 6:21 left on the clock. Michigan was unable to respond, being forced into a turnover on downs, returning the ball to St. Louis with 1:53 left in the game and cementing a Battlehawks victory.

WEEK 6 RECAP

The St. Louis Battlehawks triumphed over the Arlington Renegades, 12-6, at The Dome at America's Center in front of 26,684 fans. The Battlehawks held the Renegades scoreless through the first three quarters and recorded three forced fumbles including a league single game high two from DE Pita Taumopenu.

The game started out with five penalties, two on St. Louis and three on Arlington, through the first drive of the contest, with the Battlehawks forcing the Renegades to third down four times. Arlington ended the drive with a missed 44-yard field goal after 12 plays.

On Arlington's next drive, DE Pita Taumopenu recorded a sack to force a fumble by Renegades QB Luis Perez, which was also recovered by Taumopenu. Arlington Head Coach Bob Stoops used his super challenge, arguing for roughing the passer. The call on the field was upheld and the ball was turned over to St. Louis. The Battlehawks started the second quarter on the resulting drive. St. Louis QB Max Duggan was sacked twice in back-to-back plays for a loss of 13 yards and forcing fourth down.

On St. Louis' sixth drive, Duggan scrambled for 37-yards before being tackled on the ARL 2. The Renegades were able to hold the Battlehawks off in the Red Zone, forcing a turnover on downs at the ARL 2 with 5:18 left in the first half. The Battlehawks' held Arlington within 6 yards of the Renegades endzone in the following drive, forcing a punt from the ARL 2.

St. Louis got the ball back on the ARL 34 after a 48-yard punt by Arlington P Marquette King and a 16-yard punt return by WR Jahcour Pearson. Duggan then threw a pass to WR Hakeem Butler for a 30-yard touchdown reception on the third play of the drive, making the score 6-0.

The Battlehawks continued their dominance on Arlington's next drive, forcing them into a turnover on downs once again after a sack by DT Isaiah Mack on fourth down with 00:54 left. K Rodrigo Blankenship came in for a successful 48-yard field goal making the score 9-0 as the clock hit zero in the first half.

St. Louis returned for the third quarter with CB Chris Payton-Jones intercepting the throw from Perez during Arlington's first drive of the second half. The Battlehawks continued to hold the Renegades scoreless through the rest of the third quarter despite Arlington holding the ball for 10:55.

Arlington scored their first points of the game on a 46-yard field goal from K Lucas Havrisik on the first play of the fourth quarter to finish off a 12 play drive and make the score 9-3. On the following St. Louis drive, Duggan fumbled the ball allowing a recovery by Arlington's CB Jamar Summers at the STL10. Arlington was forced into fourth down once again, bringing out Havrisik for a 26-yard field goal making the score 9-6.

St. Louis returned the favor on the next drive with a 53-yard field goal by Blankenship to extend his perfect kicking record to 14/14 on the season and increase the Battlehawks' lead to 12-6. Shortly after, SS Qwynnterio Cole forced a fumble from Arlington's WR JaVonta Payton that CB Nick Whiteside II then recovered to return the ball to the Battlehawks with 5:00 left in the contest. On the next Arlington drive, Taumopenu continued his strong showing by forcing another fumble by Perez with Chris Garrett recovering to cement a 12-6 Battlehawks win.



WEEK 7 RECAP

The St. Louis Battlehawks triumphed over the Memphis Showboats, 19-9, at Simmons Bank Liberty Stadium in front of 4,215 fans. QB Max Duggan finished with 57 rushing yards over 10 attempts and 15-23 (65%) pass completion rate for 158 yards, the most he's recorded in a single-game since the 2022 Fiesta Bowl with TCU vs Michigan.

WR Jarveon Howard started off the second St. Louis drive with a 14-yard rush, immediately followed by a 29-yard scramble by Duggan to the MEM 4. St. Louis was then pushed back 5-yards due to an Illegal Formation penalty on OT Brad Ashmore. Duggan finished it off with a 7-yard touchdown rush to put the first points on the board. Duggan then handed the ball off to Howard once again for a successful 2-yard rush on the one-point attempt making the score 7-0.

Due to a well-timed tackle by OLB Carson Wells to force a turnover on downs, St. Louis regained possession on the MEM 39. The Battlehawks were unable to make it to the endzone, turning to K Rodrigo Blankenship for a 53-yard field goal to increase the Battlehawks lead to 10-0.

Memphis started the second quarter by finishing a 12 play, 66-yard drive that resulted in another turnover on downs at the STL 9. WR Jacob Saylor recorded a 25-yard rush to move the ball down field and tie his longest rush of the season from Week 1 at HOU. The Battlehawks punted on fourth down to return possession to Memphis. The Showboats put their first points on the board with a 5-yard touchdown pass to WR Jonathan Adams from QB Dresser Winn to make the score 10-6.

Duggan answered quickly, launching a 29-yard pass to WR Hakeem Butler and a 15-yard pass to WR Gary Jennings Jr. He finished up the drive with a 13-yard touchdown pass to WR Jahcour Pearson to make the score 16-6 with 0:40 left in the first half.

In the third quarter, DE Isaiah Mack forced Memphis QB Winn to fumble, giving the Battlehawks the ball at the MEM 12 after a 8-yard fumble return by DT Kyler Baugh. On the resulting drive, Duggan threw an interception to Memphis CB Kyree Woods to give Memphis the ball back. The Showboats used the opportunity to get within field goal range thanks to a 15-yard pass by Winn to WR Kai Locksley and a 30-yard pass to WR Jonathan Adams. Memphis K Matt Coghlin launched a successful 27-yard field goal to narrow the Battlehawks lead to 16-9.

Duggan responded with a 39-yard pass to Jennings to put the ball on the MEM 35 with 1:28 left in the third quarter but the drive ultimately left the team without any more points. Neither team was able to score further until the Battlehawks tallied a 44-yard field goal by Blankenship with 2:57 left on the clock to make the score 19-9. The Showboats were unable to score again after being pushed back to 4th and 36 on the MEM 35, finalizing a Battlehawks win.



WEEK 8 RECAP

The St. Louis Battlehawks triumphed over the Birmingham Stallions, 29-28, at The Dome at America's Center in front of 30,114 fans. The lead changed six times, with both teams turning the ball over twice via fumble and a combined 105 penalty yards. The Battlehawks rushed for 173 yards, their most since Week 1 vs HOU, including two rushing touchdowns by QB Max Duggan and one by RB Jacob Saylor giving them a tie for the most rushing touchdowns on the team with five.

After being shut down by the Battlehawks in three plays to start the game, Birmingham was able to score on their second drive with a 65-yard pass by QB J'Mar Smith to WR Deon Cain to make the score 6-0. On the following kick return, Gary Jennings fumbled which was recovered by Birmingham's CB Mario Goodrich. The St. Louis defense held strong, bringing in K Harrison Mevis for a successful 45-yard field goal to increase Birmingham's lead, 9-0.

St. Louis looked to put their own points on the board on their next drive, starting with a pass from QB Max Duggan to TE Jake Sutherland for 13-yards. The Battlehawks kept their forward progression with a combination of 14-rushing yards by RB Jacob Saylor and 25-penalty yards against the Stallions, with Duggan rushing to score the first Battlehawks touchdown of the game to make the score 9-6.

St. Louis started the second quarter with LB Travis Feeney sacking Smith to force a fumble that was then recovered by LB Pita Tuamoepeenu at the BHM 22 and returned for 15-yards. Duggan then rushed for 12-yards for another Battlehawks touchdown. He then completed a pass to Saylor for a successful one-point conversion attempt, putting the Battlehawks in the lead, 13-9.

Birmingham wasted no time, responding with a 14-play drive to get Mevis in field goal range, where he knocked in a 34-yarder to make the score 13-12 with 4:42 left in the first half. The Stallions made it down to the STL 16 before Smith was sacked on 3rd and 10 by LB Chris Garrett. St. Louis regained possession with 1:13 left in the first half, recording a 6-play, 44-yard drive before passing the ball off to K Rodrigo Blankenship without a clock stoppage. Blankenship missed his first field goal of the season on the 58-yard attempt as the clock ran out in the first half.

Coming back after halftime, Duggan threw an interception to Birmingham SS A.J. Thomas on the BHM 45. The Stallions used the chance to score a touchdown on a 50-yard pass to Cain to recover the lead, 18-13. The Battlehawks tried to respond, making it down to the BHM 20 on a 22-yard rush by Saylor before WR Jarveon Howard fumbled the ball on his following rush attempt. Birmingham LB Kyahva Tezino recovered the fumble. The Stallions once again brought in Mevis for a successful 36-yard field goal to make the score 21-13.

Saylor recorded a 14-yard rush on the next drive, followed by a 12-yard scramble by Duggan to move into Birmingham territory with 46 seconds left in the third. The Battlehawks made it to the BHM 31 before bringing in Blankenship for a successful 49-yard field goal to shrink the Birmingham lead, 21-16.

Birmingham's Cain fielded the kickoff, returning the ball to the BHM 35 with an offensive holding call on Thomas, knocking them back to the BHM 17. Smith then threw a pass intercepted by MLB Callahan O'Reilly on the BHM 18, who returned the ball for a St. Louis Pick-Six to put the Battlehawks back on top, 22-21.

With 5:21 left on the game clock, Smith threw a pass to WR Cade Johnson for a 47-yard touchdown reception and followed it with a pass to Cain for a successful one-point conversion, once again flipping the lead back in Birmingham's favor, 28-22.

The Battlehawks returned the favor, with a 9-yard rush by Saylor followed by a 30-yard pass from Duggan to WR Hakeem Butler. Saylor wasn't done, running for another 23-yards to the BHM 5 before another 4-yard rush into the endzone. The team turned to Saylor again for a successful 1-yard rush to score the one-point conversion attempt and switch the lead back to St. Louis, 29-28. The Stallions' attempt to rally was thwarted when Feeney forced a fumble on RB C.J. Marable that was recovered by CB Myles Jones with 28 seconds left in the game.



WEEK 9 RECAP

The St. Louis Battlehawks triumphed over the San Antonio Brahmas, 39-13, at The Dome at America's Center in front of 27,890 fans. The Battlehawks recorded a season-high 5 touchdowns and accumulated the most points since Week 5 of last season at the D.C. Defenders.

St. Louis started with the ball, connecting on both of QB Max Duggan's first two passes, the second of which was a 24-yarder to WR Jahcour Pearson. RB Jacob Saylor's claimed the ball on 7 of the first 11 plays, running for 18-yards and receiving for 15. The Battlehawks brought in K Rodrigo Blankenship to finish the drive with a 21-yard field goal.

The scoring continued with a 29-yard pass to WR Blake Jackson which set up a 1-yard rush by Howard for the first Battlehawks touchdown, increasing the team's lead to 9-0. St. Louis struck again when CB Micah Abraham forced San Antonio RB Jashaun Corbin to fumble. Abraham recovered, returning it 70-yard for another St. Louis touchdown and giving the Battlehawks a 15-0 lead.

Brahmas' QB Kellen Mond was able to move down field with a mix of 31 passing yards and 30 rushing yards, making it to the STL 8 before the 2 minute warning. He then handed the ball to Corbin for a 10-yard rush into the endzone for San Antonio's first touchdown. Mond returned to Corbin for a successful one-point conversion rush, making the score 15-7 with 1:23 left in the first half.

Duggan returned, connecting twice with WR Hakeem Butler for 13-yards followed by a 15-yard pass to Pearson. St. Louis gained another 15-yards on a defensive pass interference penalty by SA CB Corey Mayfield Jr. Duggan then scrambled for 6-yards before making a 16-yard touchdown pass to WR Frank Darby to increase the Battlehawks lead to 21-7 with 12 seconds left on the clock.

Brahmas KR Jaden Shirden was able to return for 86-yards down to the STL 11 on the resulting kick return but were unable to reach the endzone before fourth down. San Antonio brought in K Tristan Vizcaino for a successful 29-yard field goal to make the score 21-10 with 1 second left in the first half.

San Antonio returned from halftime with a 49-yard kick return by WR Jontre Kirklin to the STL 45. Mond scrambled for 11-yards before passing to WR Jacob Harris for another 9-yards. An incomplete pass to TE Alizé Mack in the endzone put the Brahmas in another fourth down situation, bringing in Vizcaino once again for a successful 29-yard field goal.

QB Brandon Silvers then entered the game for the first time this season, throwing a 26-yard pass to Butler on his first play. He followed that up by handing the ball to Howard for the next three plays for a 20-yard gain. An unsportsmanlike conduct call on San Antonio LB Jordan Williams gave St. Louis another 15-yards to put them at the SA 10. Howard then rushed twice for a 5-yard gain to the SA 5 before bringing in Blankenship to finish off the drive with a 23-yard field goal to increase the score to 24-13.

On the next St. Louis drive, Howard pushed through the Brahmas defense for an 11-yard rush. Silvers then threw a 24-yard pass to Pearson to move the Battlehawks to the SA 31. RB Kevon Latulas followed that with a 10-yard rush before the end of the third quarter. On their first play of the fourth quarter, Silvers tossed a 22-yard pass to Butler in the endzone. Silvers then passed to Pearson for a successful two-point attempt to make the score 32-13.

St. Louis forced San Antonio into another turnover on downs in three plays, returning the ball to the Battlehawks. Latulas rushed for 29-yards over the next three plays followed by 11-yards over two rushes for Howard. Silvers then threw a 7-yard pass to Darby who fumbled, allowing San Antonio's Williams to record the recovery on the SA 33. San Antonio was unable to gain yardage for the first down and turned the ball over on downs on the SA 39.

The Battlehawks used the favorable field position to score another touchdown with Latlas rushing for 5-yards over two attempts. Silvers then passed to Jackson for 12 yards. Latulas finished the drive with a 24-yard run into the endzone. He rushed once again for a successful one-point conversion to cement the Battlehawks 39-13 lead.



WEEK 10 RECAP

The St. Louis Battlehawks triumphed over the D.C. Defenders, 13-8, at Audi Field in front of 12,624 fans. Despite a rain drenched first half, the Battlehawks held D.C. to 8 points, the least amount St. Louis has allowed since their 22-8 showing against Houston in Week 6 of the 2024 season.

QB Brandon Silvers made his first start of the season, launching a pass to WR Hakeem Butler for 38 yards on his first play of the game. RB Jarveon Howard then ran for 20-yards to the D.C. 4. After a pass interference call on the Defenders moved the Battlehawks to the 1-yard line, Howard rushed into the endzone for the first St. Louis touchdown followed by another run for a successful one-point conversion attempt to make the score 7-0. The Defenders were unable to respond after DE Austin Faoliu sacked D.C. QB Mike DiLiello before the game entered a weather delay.

The teams returned 47 minutes later with puddles covering the field. The Battlehawks were pushed back into their own end zone before Silvers was sacked by D.C. DE Andre Mintze for the league's first ever safety, making the score 7-2.

The Battlehawks kept their momentum going despite the rain. Silvers threw a successful pass to WR Jahcour Pearson for 30-yards before returning to Howard's rushing game for another 23-yards. K Rodrigo Blankenship then took the field for a successful 30-yard field goal to increase the Battlehawks lead, 10-2.

The Defenders responded with a series of rushes before the two minute warning in the first half. DiLiello then fumbled the ball which was recovered by LB Carson Wells at the STL 13. St. Louis used that opportunity to hand the ball to Howard for another 11-yard run. Silvers followed that with a deep pass to WR Blake Jackson for 28 yards. With 2 seconds left in the first half, Blankenship retook the field for a successful 36-yard field goal to make the score 13-2.

D.C. started with the ball in the second half with a noticeably drier field, making a short pass to TE Ben Bresnahan for a 19-yard gain before a 12-yard rush by RB Abram Smith. The Defenders called in K Matt McCrane for a 49-yard field goal attempt. LB Chris Garrett blocked the kick for the team's first blocked kick of the season.

Following a turnover on downs by St. Louis on their next drive, D.C. scored their first touchdown on a 4-yard rush by WR Seth Williams. DiLiello threw a 17-yard pass to Williams on 3rd and 10 followed by a 9-yard rush by WR Javon Antonio to set up Williams touchdown rush and make the score 13-8.

QB Chevan Corderio then made his Battlehawks debut with 4:33 left in the game. Corderio handed the ball to RB Kevon Latulas for a 10-yard rush followed by a 12-yard rush before the clock hit zero on another Battlehawks win.



St. Louis Battlehawks 2025 Season Stats
Team Statistics
(As of Jun 1, 2025)



Team Statistics	STL	OPP
SCORING	231	163
Points Per Game	23.1	16.3
Points Off Turnovers	39	50
FIRST DOWNS	155	156
Rushing	70	63
Passing	67	78
Penalty	18	15
RUSHING YARDAGE	1444	1035
Yards gained rushing	1522	1088
Yards lost rushing	78	53
Rushing Attempts	304	255
Average Per Rush	4.8	4.1
Average Per Game	144.4	103.5
TDs Rushing	16	5
PASSING YARDAGE	1311	1635
Comp-Att-Int	122-198-7	167-290-9
Average Per Pass	6.6	5.6
Average Per Catch	10.7	9.8
Average Per Game	131.1	163.5
TDs Passing	7	12
TOTAL OFFENSE	2755	2670
Total Plays	524	568
Average Yards Per Play	5.3	4.7
Average Plays Per Game	52.4	56.8
Average Yards Per Game	275.5	267.0
KICK RETURNS: #-Yards	34-801	51-1330
PUNT RETURNS: #-Yards	28-323	20-149
INT RETURNS: #-Yards	9-159	7-166
KICK RETURN AVERAGE	23.6	26.1
PUNT RETURN AVERAGE	11.5	7.5
INT RETURNS: #-Yards	9-159	7-166
INT RETURN AVERAGE	17.7	23.7
FUMBLES-LOST	13-6	13-8
PENALTIES-Yards	47-401	69-581
Average Penalties Per Game	4.7	6.9
Average Yards Per Game	40.1	58.1
PUNTS-Yards	30-1432	37-1735
Average Per Punt	47.7	46.9
Net Punting Average	42.8	38.2
KICKOFFS-Yards	55-3546	38-2456
Average Per Kick	64.5	64.6
Net Kicking Average	40.3	43.6
TIME OF POSSESSION/Game	28:49	31:09
3RD-DOWN Conversions	41-112	53-127
3rd-Down Pct	37%	42%
4th-DOWN Conversions	1-6	5-18
4th-Down Pct	17%	28%
SACKS BY-Yards	23-117	22-145
MISC YARDS	0	0
TOUCHDOWNS SCORED	26	19
FIELD GOALS MADE-ATTEMPTED	21-22	12-16
RED-ZONE SCORES	(15-27) 56%	(12-25) 48%
RED-ZONE SCORING	(15-27) 56%	(12-25) 48%
ALTERNATIVE KICKS	(0-0) 0%	(0-0) 0%
1PT CONVERSION-ATTEMPTS	6-14 (43%)	3-5 (60%)
2PT CONVERSION-ATTEMPTS	3-12 (25%)	4-14 (29%)
3PT CONVERSION-ATTEMPTS	0-0 (0%)	0-0 (0%)

Score by Quarters	1st	2nd	3rd	4th	OT	Total
St. Louis Battlehawks	41	101	24	65	0	231
Opponents	45	28	29	61	0	163

St. Louis Battlehawks 2025 Season Stats
Individual Statistics - Offense
(As of Jun 1, 2025)



Rushing	GP	Att	Gain	Loss	Net	Avg	TD	Lng	Avg/Gm
Jacob Saylors	9	113	522	23	499	4.4	5	25	55.4
Jarveon Howard	10	68	321	10	311	4.6	3	74	31.1
Max Duggan	8	59	320	20	300	5.1	5	37	37.5
Kevon Latulas	4	23	143	6	137	6.0	1	23	34.3
Manny Wilkins	4	22	142	6	136	6.2	2	27	34.0
Gary Jennings Jr.	9	4	28	0	28	7.0	0	13	3.1
Blake Jackson	10	4	28	2	26	6.5	0	18	2.6
Jahcour Pearson	10	3	21	0	21	7.0	0	8	2.1
Brandon Silvers	2	6	-3	3	-6	-1.0	0	0	-3.0
Frank Darby	10	2	0	8	-8	-4.0	0	0	-0.8
Total	10	304	1522	78	1444	4.8	16	74	144.4
Opponents	10	255	1088	53	1035	4.1	5	33	103.5

Passing	GP	Eff	C-A-I	Pct	Yds	TD	Lng	Avg/G
Max Duggan	8	115.15	63-110-4	57.3	696	4	67	87.0
Manny Wilkins	4	121.93	45-69-3	65.2	498	1	58	124.5
Brandon Silvers	2	186.22	13-18-0	72.2	205	1	38	102.5
Blake Jackson	10	908.80	1-1-0	100.0	57	1	57	5.7
Total	10	121.83	122-198-7	61.6	1311	7	67	131.1
Opponents	10	112.39	167-290-9	57.6	1635	12	65	163.5

Receiving	GP	No.	Yds	Avg	TD	Lng	Avg/Gm
Jahcour Pearson	10	30	219	7.3	1	33	21.9
Jacob Saylors	9	22	245	11.1	0	34	27.2
Blake Jackson	10	14	194	13.9	0	33	19.4
Hakeem Butler	7	13	300	23.1	4	67	42.9
Frank Darby	10	11	182	16.5	2	35	18.2
Jake Sutherland	10	11	88	8.0	0	20	8.8
Jarveon Howard	10	8	42	5.3	0	11	4.2
Gary Jennings Jr.	9	5	123	24.6	0	58	13.7
Denzel Mims	6	5	51	10.2	0	17	8.5
Chase Allen	9	2	11	5.5	0	6	1.2
Kevon Latulas	4	1	1	1.0	0	1	0.3
Total	10	122	1456	11.9	7	67	145.6
Opponents	10	167	1752	10.5	12	65	175.2

St. Louis Battlehawks 2025 Season Stats

Individual Statistics - Returns

(As of Jun 1, 2025)



Punt Returns	No.	Yds	Avg	TD	Lng
Jahcour Pearson	25	294	11.8	0	26
Blake Jackson	3	29	9.7	0	10
Total	28	323	11.5	0	26
Opponents	20	149	7.5	0	26

Interceptions	No.	Yds	Avg	TD	Lng
Willie Harvey	1	56	56.0	1	56
Kameron Kelly	2	44	22.0	0	37
Chris Payton-Jones	2	43	21.5	0	31
Callahan O'Reilly	1	18	18.0	1	18
Lukas Denis	1	0	0.0	0	0
Brandon Sebastian	1	0	0.0	0	0
Qwynnterio Cole	1	-2	-2.0	0	-2
Total	9	159	17.7	2	56
Opponents	7	166	23.7	1	102

Kick Returns	No.	Yds	Avg	TD	Lng
Blake Jackson	17	395	23.2	0	41
Gary Jennings Jr.	14	327	23.4	0	38
Frank Darby	2	47	23.5	0	29
Avery Young	1	32	32.0	0	32
Total	34	801	23.6	0	41
Opponents	51	1330	26.1	0	86

Fumble Returns	No.	Yds	Avg	TD	Lng
Micah Abraham	2	70	35.0	1	0
Pita Taumoepeenu	2	15	7.5	0	0
Chase Allen	1	13	13.0	0	0
Nick Whiteside II	1	0	0.0	0	0
Myles Jones	1	0	0.0	0	0
Carson Wells	1	0	0.0	0	0
Jarveon Howard	1	0	0.0	0	0
Chris Garrett	1	0	0.0	0	0
Sam Wiglusz	1	0	0.0	0	0
Kyler Baugh	1	0	0.0	0	0
Max Duggan	1	-10	-10.0	0	0
Brandon Silvers	1	-10	-10.0	0	0
Total	0	0	0	0	0
Opponents	0	0	0	0	0

St. Louis Battlehawks 2025 Season Stats
Individual Statistics - All Purpose and Scoring
(As of Jun 1, 2025)



All-Purpose Yardage

Total Offense	G	Plays	Rush	Pass	Total	Avg/G
Max Duggan	8	169	300	696	996	124.5
Manny Wilkins	4	91	136	498	634	158.5
Jacob Saylor	9	113	499	0	499	55.4
Jarveon Howard	10	68	311	0	311	31.1
Brandon Silvers	2	24	-6	205	199	99.5
Kevon Latulas	4	23	137	0	137	34.3
Blake Jackson	10	5	26	57	83	8.3
Gary Jennings Jr.	9	4	28	0	28	3.1
Jahcour Pearson	10	3	21	0	21	2.1
Frank Darby	10	2	-8	0	-8	-0.8
Total	10	502	1444	1311	2755	275.5
Opponent	10	545	1035	1635	2670	267.0

Scoring	TD	FG	1PT PAT		2PT PAT		3PT PAT		DEFENSE				Pts
			Rush	Rcv	Rush	Rcv	Rush	Rcv	1PT	2PT	3PT	Saf	
Jacob Saylor	5	-	1	1	1	0	0	0	-	-	-	-	34
Max Duggan	5	-	1	0	0	0	0	0	-	-	-	-	31
Hakeem Butler	4	-	0	0	0	0	0	0	-	-	-	-	24
Jarveon Howard	3	-	2	0	0	0	0	0	-	-	-	-	20
Frank Darby	2	-	0	0	0	0	0	0	-	-	-	-	12
Manny Wilkins	2	-	0	0	0	0	0	0	-	-	-	-	12
Jahcour Pearson	1	-	0	0	0	1	0	0	-	-	-	-	8
Kevon Latulas	1	-	1	0	0	0	0	0	-	-	-	-	7
Micah Abraham	1	-	0	0	0	0	0	0	-	-	-	-	6
Willie Harvey	1	-	0	0	0	0	0	0	-	-	-	-	6
Callahan O'Reilly	1	-	0	0	0	0	0	0	-	-	-	-	6
Jake Sutherland	0	-	0	0	0	1	0	0	-	-	-	-	2
Total	26	21	5	1	1	2	0	0	0	0	0	0	231
Opponents	19	12	2	1	0	4	0	0	0	0	0	1	163

PATs	1PT PAT			2PT PAT			3PT PAT			DEFENSE			Pts
	Rush	Rcv	Pass	Rush	Rcv	Pass	Rush	Rcv	Pass	1PT	2PT	3PT	
Max Duggan	1-1	0-0	1-2	0-0	0-0	1-5	0-0	0-0	0-0	-	-	-	1
Jacob Saylor	1-6	-	0-0	1-2	-	0-0	0-0	-	0-0	-	-	-	3
Manny Wilkins	0-0	0-0	0-1	0-1	0-0	0-1	0-0	0-0	0-0	-	-	-	0
Jarveon Howard	2-3	0-0	0-0	0-0	0-0	0-0	0-0	0-0	0-0	-	-	-	2
Jahcour Pearson	0-0	0-0	0-0	0-0	0-0	0-1	0-0	0-0	0-0	-	-	-	1
Blake Jackson	0-0	-	0-0	0-1	-	0-0	0-0	-	0-0	-	-	-	0
Brandon Silvers	0-0	0-0	0-0	0-0	0-0	1-1	0-0	0-0	0-0	-	-	-	0
Kevon Latulas	1-1	-	0-0	0-0	-	0-0	0-0	-	0-0	-	-	-	1
Denzel Mims	0-0	0-0	0-0	0-0	0-1	0-0	0-0	0-0	0-0	-	-	-	0
Total	5-11	1-3	1-3	1-4	2-8	2-8	0-0	0-0	0-0	0-0	0-0	0-0	9
Opponents	2-3	1-2	1-2	0-2	4-12	4-12	0-0	0-0	0-0	0-0	0-0	0-0	7

St. Louis Battlehawks 2025 Season Stats
Overall Defensive Statistics
(As of Jun 1, 2025)



##	Defensive Leaders	GP	Tackles				Sacks		Pass Defense			Fumbles			BK		Saf
			UA	A	Tot	TFL/Yds	No	Yds	Int	IRYds	Brup	FF	FR	Yds			
51	Willie Harvey	10	33	25	58	3-10	0.5	3	1	56	3	1	0	0	0	0	0
32	Qwynnterio Cole	9	26	23	49	1-4	0	0	1	-2	5	1	0	0	0	0	0
27	Mike Rose	10	25	24	49	3-6	0.5	0	0	0	0	1	0	0	0	0	0
59	Callahan O'Reilly	10	27	18	45	1-1	0	0	1	18	1	0	0	0	0	0	0
22	Nate Meadors	10	23	22	45	1-1	1	0	0	0	3	0	0	0	0	0	0
56	Travis Feeney	9	20	17	37	5-27	2.5	17	0	0	1	1	0	0	0	0	0
04	Kameron Kelly	10	27	9	36	0-0	0	0	2	44	4	0	0	0	0	0	0
26	Carson Wells	8	18	14	32	2-9	0	0	0	0	1	0	1	0	0	0	0
23	Lukas Denis	10	25	6	31	5-14	1	7	1	0	6	0	0	0	0	0	0
48	Chris Garrett	8	21	8	29	4-24	4	22	0	0	2	0	1	0	1	0	0
07	Pita Taumoepeanu	10	15	11	26	5-25	7.5	37	0	0	1	3	2	15	0	0	0
10	Nick Whiteside II	10	16	8	24	0-0	0	0	0	0	4	0	1	0	0	0	0
98	Freedom Akinmoladun	9	12	12	24	1-1	0.5	3	0	0	0	0	0	0	0	0	0
33	Olakunle Fatukasi	6	10	11	21	1-1	0	0	0	0	0	0	0	0	0	0	0
03	Chris Payton-Jones	8	14	5	19	0-0	0	0	2	43	9	0	0	0	0	0	0
06	Myles Sims	7	13	3	16	0-0	0	0	0	0	0	0	0	0	0	0	0
24	Myles Jones	9	10	6	16	0-0	0	0	0	0	2	0	1	0	0	0	0
92	Phil Hoskins	9	8	7	15	0-0	0	0	0	0	2	0	0	0	0	0	0
99	Austin Faoliu	6	2	12	14	2-9	1.5	7	0	0	0	0	0	0	0	0	0
90	Kyler Baugh	4	6	7	13	2-5	1	4	0	0	0	0	1	0	0	0	0
97	Isaiah Mack	3	6	6	12	1-7	2	15	0	0	0	1	0	0	0	0	0
85	Jerome Kapp	8	7	4	11	0-0	0	0	0	0	0	0	0	0	0	0	0
93	T.J. Pesefea Jr.	9	6	5	11	1-2	1	0	0	0	0	0	0	0	0	0	0
38	Brandon Sebastian	3	7	1	8	0-0	0	0	1	0	2	0	0	0	0	0	0
02	Frank Darby	10	4	3	7	0-0	0	0	0	0	0	0	0	0	0	0	0
41	Jarveon Howard	10	6	0	6	0-0	0	0	0	0	0	0	0	0	0	0	0
12	Gary Jennings Jr.	9	4	0	4	0-0	0	0	0	0	0	0	0	0	0	0	0
21	Micah Abraham	2	4	0	4	0-0	0	0	0	0	0	1	1	70	0	0	0
20	Avery Young	2	2	2	4	0-0	0	0	0	0	0	0	0	0	0	0	0
11	Denzel Mims	6	3	0	3	0-0	0	0	0	0	0	0	0	0	0	0	0
25	Kevon Latulas	4	2	1	3	0-0	0	0	0	0	0	0	0	0	0	0	0
84	Jake Sutherland	10	2	0	2	0-0	0	0	0	0	0	0	0	0	0	0	0
16	Sterling Hofrichter	10	1	0	1	0-0	0	0	0	0	0	0	0	0	0	0	0
28	Rodrigo Blankenship	10	1	0	1	0-0	0	0	0	0	0	0	0	0	0	0	0
61	Mike Panasiuk	10	1	0	1	0-0	0	0	0	0	0	0	0	0	0	0	0
73	Juwann Bushell-Beatty	9	1	0	1	0-0	0	0	0	0	0	0	0	0	0	0	0
87	Chase Allen	9	1	0	1	0-0	0	0	0	0	0	0	0	0	0	0	0
88	Hakeem Butler	7	1	0	1	0-0	0	0	0	0	0	0	0	0	0	0	0
82	Sam Wiglusz	2	0	1	1	0-0	0	0	0	0	0	0	0	0	0	0	0
Total		10	410	271	681	38-146	23	117	9	159	46	9	8	85	1	0	0
Opponents		10	412	225	637	56-199	22	145	7	166	37	8	7	37	0	1	0

St. Louis Battlehawks 2025 Season Stats
Overall Individual Statistics - Field Goals
(As of Jun 1, 2025)



Field Goals	FG	Pct.	01-19	20-29	30-39	40-49	50+	Long	Blkd
Rodrigo Blankenship	21-22	95.5	0-0	4-4	4-4	8-8	5-6	56	0
Total	21-22	95.5	0-0	4-4	4-4	8-8	5-6	56	0
Opponents	12-16	75.0	0-0	3-4	5-5	3-6	1-1	50	1

FG Sequence	St. Louis Battlehawks				Opponents			
	Dist	Res	Qtr	Clock	Dist	Res	Qtr	Clock
Houston Roughnecks	33	GOOD	2	00:00				
	48	GOOD	2	1:54				
San Antonio Brahmas	45	GOOD	1	1:45	31	GOOD	2	00:00
	22	GOOD	4	10:04				
DC Defenders	40	GOOD	2	6:08	30	GOOD	1	9:06
	47	GOOD	2	00:51	42	GOOD	1	1:18
	56	GOOD	3	7:33	27	MISS	3	2:46
					50	GOOD	4	00:03
Arlington Renegades	55	GOOD	1	8:24				
	31	GOOD	2	3:09				
	53	GOOD	3	11:29				
Michigan Panthers	28	GOOD	3	9:18				
	44	GOOD	1	8:31				
Arlington Renegades	49	GOOD	2	00:00	44	MISS	1	7:03
	53	GOOD	4	6:23	46	GOOD	4	14:56
					26	GOOD	4	11:45
Memphis Showboats	53	GOOD	1	1:53	27	GOOD	3	2:10
	44	GOOD	4	2:57				
Birmingham Stallions	58	MISS	2	00:00	44	GOOD	1	8:50
	49	GOOD	4	13:53	34	GOOD	2	4:40
					36	GOOD	3	2:37
San Antonio Brahmas	21	GOOD	1	7:16	29	GOOD	2	00:00
	23	GOOD	3	6:03	30	GOOD	3	10:49
DC Defenders	30	GOOD	2	5:14	49	MISS	3	10:53
	36	GOOD	2	00:00	44	MISS	3	00:09

St. Louis Battlehawks 2025 Season Stats
Overall Individual Statistics - Special Teams
(As of Jun 1, 2025)



Punting	No	Yds	Avg	Lng	TB	FC	In20
Sterling Hofrichter	30	1432	47.7	63	2	0	10
Total	30	1432	47.7	63	2	0	10
Opponents	37	1735	46.9	68	3	0	6

Kickoffs	No	Yds	Avg	TB	OB	Retn	Net
Rodrigo Blankenship	55	3546	64.5	3	1	--	--
Total	55	3546	64.5	3	1	26.1	38.4
Total	38	2456	64.6	4	0	23.6	41

St. Louis Battlehawks 2025 Season Stats
Team Game-by-Game
(As of Jun 1, 2025)



Offense		Rushing				Receiving				Passing				Kick Returns				Punt Returns				Tot Pts	Pts	
Date	Opponent	No	Yds	TD	Lng	No	Yds	TD	Lng	C-A-I	Yds	TD	Lng	No	Yds	TD	Lng	No	Yds	TD	Lng	Off	TO	Scrd
03-28-25	Houston Roughnecks	41	273	4	74	17	189	0	33	17-22-0	187	0	33	1	17	0	17	4	61	0	26	460	9	31
04-06-25	San Antonio Brahmas	39	164	3	20	12	162	0	58	12-17-0	155	0	58	2	49	0	26	3	49	0	21	319	3	26
04-13-25	DC Defenders	16	45	0	27	16	147	1	35	16-29-3	128	1	35	5	130	0	38	3	20	0	9	173	6	15
04-19-25	Arlington Renegades	37	122	0	18	8	78	0	20	8-19-2	35	0	20	4	103	0	41	5	63	0	23	157	14	15
04-26-25	Michigan Panthers	27	126	2	15	10	181	2	67	10-13-0	169	2	67	5	106	0	34	1	6	0	6	295	8	32
05-02-25	Arlington Renegades	26	113	0	37	7	93	1	30	7-19-0	58	1	30	3	57	0	23	3	45	0	17	171	0	12
05-11-25	Memphis Showboats	25	113	1	29	15	158	1	39	15-23-1	144	1	39	3	66	0	24	4	55	0	20	257	0	19
05-17-25	Birmingham Stallions	30	173	3	23	12	110	0	33	12-21-1	102	0	33	6	159	0	32	2	2	0	8	275	7	29
05-23-25	San Antonio Brahmas	32	169	2	23	19	233	2	29	19-27-0	233	2	29	3	64	0	29	1	13	0	13	402	0	39
05-30-25	DC Defenders	31	146	1	23	6	105	0	38	6-8-0	100	0	38	2	50	0	32	2	9	0	9	246	3	13
Games Played: 10		304	1444	16	74	122	1456	7	67	122-198-7	1311	7	67	34	801	0	41	28	323	0	26	2755	50	231
Opponent Totals		Per Att	4.8			Per Cth	11.9			Eff: 121.83	Y/G: 131.1			Avg	23.6			Avg	11.5			275.5		
		255	1035	5	33	167	1752	12	65	167-290-9	1635	12	65	51	1330	0	86	20	149	0	26	2670	39	163
		Per Att	4.1			Per Cth	10.5			Eff: 112.39	Y/G: 163.5			Avg	26.1			Avg	7.5			267.0		

Defense		Tackles				Sacks		Fumbles			Pass Defense			Blkd	PAT Attempts			TO	Pts	
Date	Opponent	UA	A	Total	TFL-Yds	No	Yds	FF	FR	Yds	Int	Yds	Brup	Kick	Kick	Rush	Pass		Saf	Allw
03-28-25	Houston Roughnecks	26	16	42	3-15	3	13	0	0	0	2	-2	7	0	0-0	0-1	0-1	0	0	6
04-06-25	San Antonio Brahmas	37	19	56	4-20	4	18	0	0	0	1	0	6	0	0-0	1-1	0-1	0	0	9
04-13-25	DC Defenders	38	45	83	5-24	0	0	0	0	0	2	38	7	0	0-0	0-1	0-0	4	0	27
04-19-25	Arlington Renegades	37	30	67	5-12	2	13	1	0	0	1	56	5	0	0-0	0-0	0-0	3	0	30
04-26-25	Michigan Panthers	50	24	74	2-10	1	7	0	0	0	1	37	2	0	0-0	0-1	1-2	0	0	27
05-02-25	Arlington Renegades	43	22	65	5-15	3	17	3	3	0	1	12	2	0	0-0	0-0	0-1	1	0	6
05-11-25	Memphis Showboats	48	28	76	6-18	2	12	1	1	0	0	0	5	0	0-0	0-0	0-0	1	0	9
05-17-25	Birmingham Stallions	50	29	79	3-9	4	17	2	2	15	1	18	3	0	0-0	0-0	0-1	3	0	28
05-23-25	San Antonio Brahmas	39	35	74	2-11	1	8	1	1	70	0	0	8	0	0-0	0-0	1-2	1	0	13
05-30-25	DC Defenders	42	23	65	3-12	3	12	1	1	0	0	0	1	1	0-0	0-0	0-0	0	0	8
Games Played: 10		410	271	681	38-146	23	117	9	8	85	9	159	46	1	0-0	1-4	2-8	13	0	163
Opponent Totals		412	225	637	56-199	22	145	8	7	37	7	166	37	0	0-0	0-2	4-12	17	1	231

Special Teams		Punting							Field Goals			Kickoffs				
Date	Opponent	No	Yds	Avg	Long	Blkd	TB	I20	M-A	Long	Blkd	No	Yds	Avg	TB	OB
03-28-25	Houston Roughnecks	0	0	0	0	0	0	0	2-2	48	0	6	379	63.2	1	0
04-06-25	San Antonio Brahmas	3	146	48.7	57	0	0	0	2-2	45	0	6	390	65.0	0	0
04-13-25	DC Defenders	4	193	48.3	63	0	0	1	3-3	56	0	5	327	65.4	0	0
04-19-25	Arlington Renegades	4	191	47.8	56	0	0	1	3-3	55	0	5	320	64.0	0	0
04-26-25	Michigan Panthers	2	112	56.0	59	0	0	1	2-2	44	0	7	463	66.1	0	0
05-02-25	Arlington Renegades	5	236	47.2	57	0	2	1	2-2	53	0	3	200	66.7	1	0
05-11-25	Memphis Showboats	5	216	43.2	57	0	0	5	2-2	53	0	5	283	56.6	0	1
05-17-25	Birmingham Stallions	4	202	50.5	58	0	0	0	1-2	49	0	6	402	67.0	0	0
05-23-25	San Antonio Brahmas	0	0	0	0	0	0	0	2-2	23	0	8	521	65.1	0	0
05-30-25	DC Defenders	3	136	45.3	56	0	0	1	2-2	36	0	4	261	65.3	1	0
Games Played: 10		30	1432	47.7	63	0	2	10	21-22	56	0	55	3546	64.5	3	1
Opponent Totals		37	1735	46.9	68	0	3	6	12-16	50	1	38	2456	64.6	4	0

St. Louis Battlehawks 2025 Season Stats
Opponent Game-by-Game
(As of Jun 1, 2025)



Offense		Rushing				Receiving				Passing				Kick Returns				Punt Returns				Tot Pts		Pts	
Date	Opponent	No	Yds	TD	Lng	No	Yds	TD	Lng	C-A-I	Yds	TD	Lng	No	Yds	TD	Lng	No	Yds	TD	Lng	Off	TO	Scrd	
03-28-25	Houston Roughnecks	16	94	0	33	12	89	1	19	12-29-2	76	1	19	5	104	0	25	0	0	0	0	170	0	6	
04-06-25	San Antonio Brahmas	19	112	1	22	13	129	0	30	13-27-1	111	0	30	6	171	0	37	3	18	0	11	223	0	9	
04-13-25	DC Defenders	32	103	0	28	17	243	3	62	17-37-2	243	3	62	5	124	0	29	3	26	0	17	346	15	27	
04-19-25	Arlington Renegades	22	73	1	24	17	149	1	28	17-26-1	136	1	28	5	107	0	29	2	32	0	21	209	0	30	
04-26-25	Michigan Panthers	30	113	2	17	25	294	2	45	25-34-1	287	2	45	7	159	0	28	2	11	0	11	400	0	27	
05-02-25	Arlington Renegades	25	82	0	16	16	145	0	26	16-23-1	128	0	26	2	50	0	29	3	14	0	8	210	3	6	
05-11-25	Memphis Showboats	28	89	0	14	21	196	1	30	21-35-0	184	1	30	4	97	0	28	2	0	0	0	273	3	9	
05-17-25	Birmingham Stallions	30	124	0	11	14	262	3	65	14-27-1	245	3	65	6	151	0	34	3	23	0	14	369	18	28	
05-23-25	San Antonio Brahmas	28	139	1	14	14	103	0	16	14-26-0	95	0	16	8	282	0	86	0	0	0	0	234	0	13	
05-30-25	DC Defenders	25	106	0	18	18	142	1	19	18-26-0	130	1	19	3	85	0	41	2	25	0	26	236	0	8	
Games Played: 10		255	1035	5	33	167	1752	12	65	167-290-9	1635	12	65	51	1330	0	86	20	149	0	26	2670	39	163	
		Per Att	4.1			Per Cth	10.5			Eff: 112.39	Y/G: 163.5			Avg	26.1			Avg	7.5			267.0			
St. Louis Battlehawks Totals		304	1444	16	74	122	1456	7	67	122-198-7	1311	7	67	34	801	0	41	28	323	0	26	2755	50	231	
		Per Att	4.8			Per Cth	11.9			Eff: 121.83	Y/G: 131.1			Avg	23.6			Avg	11.5			275.5			

Defense		Tackles				Sacks		Fumbles			Pass Defense			Blkd	PAT Attempts			TO	Pts	
Date	Opponent	UA	A	Total	TFL-Yds	No	Yds	FF	FR	Yds	Int	Yds	Brup	Kick	Kick	Rush	Pass		Saf	Allw
03-28-25	Houston Roughnecks	55	18	73	3-4	1	2	0	0	0	0	0	1	0	0-0	0-0	0-1	2	0	31
04-06-25	San Antonio Brahmas	43	27	70	8-27	1	7	0	0	0	0	0	2	0	0-0	0-1	0-0	1	0	26
04-13-25	DC Defenders	34	25	59	9-25	3	19	2	1	-6	3	26	5	0	0-0	0-0	0-2	2	0	15
04-19-25	Arlington Renegades	51	25	76	9-46	6	43	1	2	39	2	102	5	0	0-0	0-0	3-4	1	0	15
04-26-25	Michigan Panthers	36	20	56	4-15	2	12	0	0	0	0	0	1	0	0-0	0-0	1-2	1	0	32
05-02-25	Arlington Renegades	37	18	55	6-19	5	35	1	1	4	0	0	9	0	0-0	0-0	0-0	4	0	12
05-11-25	Memphis Showboats	38	21	59	5-22	2	14	0	0	0	1	36	5	0	0-0	0-0	0-1	1	0	19
05-17-25	Birmingham Stallions	40	23	63	3-16	1	8	2	2	0	1	2	5	0	0-0	0-1	0-1	3	0	29
05-23-25	San Antonio Brahmas	40	27	67	4-4	0	0	1	1	0	0	0	4	0	0-0	0-0	0-0	1	0	39
05-30-25	DC Defenders	38	21	59	5-21	1	5	1	0	0	0	0	0	0	0-0	0-0	0-1	1	1	13
Games Played: 10		412	225	637	56-199	22	145	8	7	37	7	166	37	0	0-0	0-2	4-12	17	1	231
St. Louis Battlehawks Totals		410	271	681	38-146	23	117	9	8	85	9	159	46	1	0-0	1-4	2-8	13	0	163

Special Teams		Punting							Field Goals			Kickoffs				
Date	Opponent	No	Yds	Avg	Long	Blkd	TB	I20	M-A	Long	Blkd	No	Yds	Avg	TB	OB
03-28-25	Houston Roughnecks	4	194	48.5	50	0	0	1	0-0	0	0	1	58	58.0	0	0
04-06-25	San Antonio Brahmas	4	201	50.3	62	0	0	1	1-1	31	0	2	125	62.5	0	0
04-13-25	DC Defenders	4	174	43.5	49	0	0	0	3-4	50	0	7	472	67.4	2	0
04-19-25	Arlington Renegades	7	336	48.0	59	0	1	1	0-0	0	0	5	331	66.2	1	0
04-26-25	Michigan Panthers	1	48	48.0	48	0	0	0	0-0	0	0	5	313	62.6	0	0
05-02-25	Arlington Renegades	3	155	51.7	55	0	0	0	2-3	46	0	3	184	61.3	0	0
05-11-25	Memphis Showboats	4	187	46.8	57	0	0	0	1-1	27	0	3	195	65.0	0	0
05-17-25	Birmingham Stallions	4	195	48.8	68	0	1	2	3-3	44	0	7	458	65.4	1	0
05-23-25	San Antonio Brahmas	2	84	42.0	54	0	0	0	2-2	30	0	3	193	64.3	0	0
05-30-25	DC Defenders	4	161	40.3	47	0	1	1	0-2	0	1	2	127	63.5	0	0
Games Played: 10		37	1735	46.9	68	0	3	6	12-16	50	1	38	2456	64.6	4	0
St. Louis Battlehawks Totals		30	1432	47.7	63	0	2	10	21-22	56	0	55	3546	64.5	3	1

St. Louis Battlehawks 2025 Season Stats

Game Superlatives

(As of Jun 1, 2025)



St. Louis Battlehawks Individual Game Highs

Rushes	20	Saylors, Jacob at Arlington Renegades (04-19-25)
Yards Rushing	118	Saylors, Jacob vs. Birmingham Stallions (05-17-25)
TD Rushes	3	Saylors, Jacob vs. San Antonio Brahmas (04-06-25)
Long Rush	74	Howard, Jarveon at Houston Roughnecks (03-28-25)
Rushing Average (Min. 5)	8.8 115-13	Howard, Jarveon at Houston Roughnecks (03-28-25)
Pass attempts	29	Wilkins, Manny vs. DC Defenders (04-13-25)
Pass completions	17	Wilkins, Manny at Houston Roughnecks (03-28-25)
Yards passing	189	Wilkins, Manny at Houston Roughnecks (03-28-25)
TD Passes	1	Wilkins, Manny vs. DC Defenders (04-13-25)
	1	Jackson, Blake vs. Michigan Panthers (04-26-25)
	1	Duggan, Max vs. Michigan Panthers (04-26-25)
	1	Duggan, Max vs. Arlington Renegades (05-02-25)
	1	Duggan, Max at Memphis Showboats (05-11-25)
	1	Duggan, Max at San Antonio Brahmas (05-23-25)
	1	Silvers, Brandon at San Antonio Brahmas (05-23-25)
Interceptions Thrown	3	Wilkins, Manny vs. DC Defenders (04-13-25)
Long Pass	67	Duggan, Max vs. Michigan Panthers (04-26-25)
Times Sacked	6	Duggan, Max at Arlington Renegades (04-19-25)
Passing Average (Min. 5)	13.1 105-8	Silvers, Brandon at DC Defenders (05-30-25)
Completion Average (Min. 5)	17.5 105-6	Silvers, Brandon at DC Defenders (05-30-25)
Completion Percentage (Min. 5)	77.3 17-22	Wilkins, Manny at Houston Roughnecks (03-28-25)
	75 12-16	Wilkins, Manny vs. San Antonio Brahmas (04-06-25)
	75 9-12	Duggan, Max vs. Michigan Panthers (04-26-25)
	75 6-8	Silvers, Brandon at DC Defenders (05-30-25)
Receptions	7	Saylors, Jacob vs. DC Defenders (04-13-25)
Targets	9	Jennings Jr., Gary at Arlington Renegades (04-19-25)
	9	Pearson, Jahcour at San Antonio Brahmas (05-23-25)
Yards Receiving	124	Butler, Hakeem vs. Michigan Panthers (04-26-25)
TD Receptions	2	Butler, Hakeem vs. Michigan Panthers (04-26-25)
Long Reception	67	Butler, Hakeem vs. Michigan Panthers (04-26-25)
Field Goals made	3	Blankenship, Rodrigo vs. DC Defenders (04-13-25)
	3	Blankenship, Rodrigo at Arlington Renegades (04-19-25)
Field Goals attempted	3	Blankenship, Rodrigo vs. DC Defenders (04-13-25)
	3	Blankenship, Rodrigo at Arlington Renegades (04-19-25)
Long Field Goal Made	56	Blankenship, Rodrigo vs. DC Defenders (04-13-25)
Points Scored	20	Saylors, Jacob vs. San Antonio Brahmas (04-06-25)
Punts	5	Hofrichter, Sterling vs. Arlington Renegades (05-02-25)
	5	Hofrichter, Sterling at Memphis Showboats (05-11-25)
Punting Average (Min. 3)	50.5 202-4	Hofrichter, Sterling vs. Birmingham Stallions (05-17-25)
Long Punt	63	Hofrichter, Sterling vs. DC Defenders (04-13-25)
Punts Inside 20	5	Hofrichter, Sterling at Memphis Showboats (05-11-25)
Long Punt Return	26	Pearson, Jahcour at Houston Roughnecks (03-28-25)
Long Kickoff Return	41	Jackson, Blake at Arlington Renegades (04-19-25)
Long Interception Return	56	Harvey, Willie at Arlington Renegades (04-19-25)
Total Tackles	11	Harvey, Willie vs. Birmingham Stallions (05-17-25)
Tackles For Loss	2	Taumoepenu, Pita at Houston Roughnecks (03-28-25)
	2	Harvey, Willie vs. DC Defenders (04-13-25)
Tackles For Loss Yards	13	Taumoepenu, Pita at Houston Roughnecks (03-28-25)
Sacks	2	Taumoepenu, Pita at Houston Roughnecks (03-28-25)
	2	Taumoepenu, Pita vs. Arlington Renegades (05-02-25)
Sack Yards	13	Taumoepenu, Pita at Houston Roughnecks (03-28-25)
Interceptions	1	Denis, Lukas at Houston Roughnecks (03-28-25)
	1	Cole, Qwynnterio at Houston Roughnecks (03-28-25)
	1	Sebastian, Brandon vs. San Antonio Brahmas (04-06-25)
	1	Payton-Jones, Chris vs. DC Defenders (04-13-25)
	1	Kelly, Kameron vs. DC Defenders (04-13-25)
	1	Harvey, Willie at Arlington Renegades (04-19-25)
	1	Kelly, Kameron vs. Michigan Panthers (04-26-25)
	1	Payton-Jones, Chris vs. Arlington Renegades (05-02-25)
	1	O'Reilly, Callahan vs. Birmingham Stallions (05-17-25)
Pass Breakups	3	Payton-Jones, Chris vs. DC Defenders (04-13-25)

Forced Fumbles	2	Taumoepenu, Pita vs. Arlington Renegades (05-02-25)
Fumble Recoveries	1	Taumoepenu, Pita vs. Arlington Renegades (05-02-25)
	1	Whiteside II, Nick vs. Arlington Renegades (05-02-25)
	1	Garrett, Chris vs. Arlington Renegades (05-02-25)
	1	Baugh, Kyler at Memphis Showboats (05-11-25)
	1	Taumoepenu, Pita vs. Birmingham Stallions (05-17-25)
	1	Jones, Myles vs. Birmingham Stallions (05-17-25)
	1	Abraham, Micah at San Antonio Brahmas (05-23-25)
	1	Wells, Carson at DC Defenders (05-30-25)

St. Louis Battlehawks 2025 Season Stats
Game Superlatives
(As of Jun 1, 2025)



St. Louis Battlehawks Opponent Individual Game Highs

Rush Attempts	23	Smith, Abram vs DC Defenders (04-13-25)
Rushing Yards	85	Corbin, Jashaun vs San Antonio Brahmas (05-23-25)
TD Rushes	2	Taua, Toa vs Michigan Panthers (04-26-25)
Long Rush	33	Henderson, Nolan vs Houston Roughnecks (03-28-25)
Rushing Average	1.1	Ballage, Kalen vs Arlington Renegades (2025-04-19)
Pass Attempts	37	Taamu, Jordan vs DC Defenders (04-13-25)
Pass Completions	21	Perkins, Bryce vs Michigan Panthers (04-26-25)
	21	Winn, Dresser vs Memphis Showboats (05-11-25)
Passing Yards	262	Smith, JMar vs Birmingham Stallions (05-17-25)
TD Passes	3	Taamu, Jordan vs DC Defenders (04-13-25)
	3	Smith, JMar vs Birmingham Stallions (05-17-25)
Interceptions Thrown	2	Brown, Anthony vs Houston Roughnecks (03-28-25)
	2	Taamu, Jordan vs DC Defenders (04-13-25)
Long Pass	65	Smith, JMar vs Birmingham Stallions (05-17-25)
Sacked	4	Mond, Kellen vs San Antonio Brahmas (04-06-25)
	4	Smith, JMar vs Birmingham Stallions (05-17-25)
Receptions	8	Turner, Malik vs Michigan Panthers (04-26-25)
Targets	11	Turner, Malik vs Michigan Panthers (04-26-25)
TD Receptions	2	Cain, Deon vs Birmingham Stallions (05-17-25)
Long Reception	65	Cain, Deon vs Birmingham Stallions (05-17-25)
Field Goals Made	3	McCrane, Matt vs DC Defenders (04-13-25)
	3	Mevis, Harrison vs Birmingham Stallions (05-17-25)
Field Goals Attempted	4	McCrane, Matt vs DC Defenders (04-13-25)
Long Field Goal Made	50	McCrane, Matt vs DC Defenders (04-13-25)
Punts	7	King, Marquette vs Arlington Renegades (04-19-25)
Long Punt	68	Wadman, Colby vs Birmingham Stallions (05-17-25)
Punts Inside 20-yd line	2	Wadman, Colby vs Birmingham Stallions (05-17-25)
Long Punt Return	26	Mickens, Jaydon vs DC Defenders (05-30-25)
Long Kickoff Return	86	Shirden, Jaden vs San Antonio Brahmas (05-23-25)
Long Interception Return	102	Harris, Ajene vs Arlington Renegades (04-19-25)
Sack Yards	17	Odom, Chris vs Arlington Renegades (04-19-25)
Pass Breakups	4	Price, Jayden vs Arlington Renegades (05-02-25)
Forced Fumbles	2	Mintze, Andre vs DC Defenders (04-13-25)

St. Louis Battlehawks 2025 Season Stats
Game Superlatives
(As of Jun 1, 2025)



St. Louis Battlehawks Team Game Highs

Rushes	41		at Houston Roughnecks (03-28-25)
Yards Rushing	273		at Houston Roughnecks (03-28-25)
Rushing Average (Min. 3)	6.7	273-41	at Houston Roughnecks (03-28-25)
TD Rushes	4		at Houston Roughnecks (03-28-25)
Stuffed Rushes	14		vs. San Antonio Brahmas (04-06-25)
Pass Completions	19		at San Antonio Brahmas (05-23-25)
Pass Attempts	29		vs. DC Defenders (04-13-25)
Passing Yards	233		at San Antonio Brahmas (05-23-25)
Passing Average (Min. 3)	13.0	169-13	vs. Michigan Panthers (04-26-25)
Completion Average (Min. 3)	16.9	169-10	vs. Michigan Panthers (04-26-25)
Completion Percentage (Min. 10)	77.3	17-22	at Houston Roughnecks (03-28-25)
	76.9	10-13	vs. Michigan Panthers (04-26-25)
TD Passes	2		vs. Michigan Panthers (04-26-25)
	2		at San Antonio Brahmas (05-23-25)
Sacked	6		at Arlington Renegades (04-19-25)
Total Offensive Plays	64		at Houston Roughnecks (03-28-25)
Offensive Average	7.2		at Houston Roughnecks (03-28-25)
Points	39		at San Antonio Brahmas (05-23-25)
Margin of Victory	26		at San Antonio Brahmas (05-23-25)
Touchdowns	5		at San Antonio Brahmas (05-23-25)
Field Goals Made	3		vs. DC Defenders (04-13-25)
	3		at Arlington Renegades (04-19-25)
Field Goals Attempted	3		vs. DC Defenders (04-13-25)
	3		at Arlington Renegades (04-19-25)
Punts	5		vs. Arlington Renegades (05-02-25)
	5		at Memphis Showboats (05-11-25)
Punting Average (Min. 3)	50.5	202-4	vs. Birmingham Stallions (05-17-25)
Long Punt	63		vs. DC Defenders (04-13-25)
Punts Inside 20	5		at Memphis Showboats (05-11-25)
First Downs	25		at San Antonio Brahmas (05-23-25)
First Downs by Rush	11		at Houston Roughnecks (03-28-25)
	11		at San Antonio Brahmas (05-23-25)
First Downs by Pass	12		at Houston Roughnecks (03-28-25)
	12		at San Antonio Brahmas (05-23-25)
First Downs by Penalty	4		vs. San Antonio Brahmas (04-06-25)
Penalties	7		vs. DC Defenders (04-13-25)
	7		at Memphis Showboats (05-11-25)
Penalty Yards	70		vs. DC Defenders (04-13-25)
Turnovers	4		vs. DC Defenders (04-13-25)
Turnover Margin	2		vs. DC Defenders (04-13-25)
	2		at Arlington Renegades (04-19-25)
Points Off Turnovers	14		at Arlington Renegades (04-19-25)
Interceptions Thrown	3		vs. DC Defenders (04-13-25)
Fumbles	4		at DC Defenders (05-30-25)
Fumbles Lost	2		vs. Birmingham Stallions (05-17-25)
Tackles	83		vs. DC Defenders (04-13-25)
Tackles for Loss	6		at Memphis Showboats (05-11-25)
Sacks	4		vs. San Antonio Brahmas (04-06-25)
	4		vs. Birmingham Stallions (05-17-25)
Interceptions (by Defense)	2		at Houston Roughnecks (03-28-25)
	2		vs. DC Defenders (04-13-25)
Pass Breakups	8		at San Antonio Brahmas (05-23-25)
Blocked Kicks	1		at DC Defenders (05-30-25)
Blocked Kicks	1		at DC Defenders (05-30-25)
3rd Down Conversions Made	8		at Houston Roughnecks (03-28-25)
	8		vs. San Antonio Brahmas (04-06-25)
3rd Down Conversions Att	16		at Arlington Renegades (04-19-25)
3rd Down Conversions	66.7	8-12	at Houston Roughnecks (03-28-25)
4th Down Conversions Made	1		at Arlington Renegades (04-19-25)
4th Down Conversions Att	2		at Houston Roughnecks (03-28-25)
	2		at Arlington Renegades (04-19-25)

6/2/25, 4:59 AM

4th Down Conversions	50	1-2	at Arlington Renegades (04-19-25)
Red Zone Attempts	4		at Houston Roughnecks (03-28-25)
	4		vs. San Antonio Brahmas (04-06-25)
	4		at San Antonio Brahmas (05-23-25)
Red Zone Scores	3		at Houston Roughnecks (03-28-25)
	3		vs. Birmingham Stallions (05-17-25)
Red Zone Percentage	100	3-3	vs. Birmingham Stallions (05-17-25)
Time of Possession (secs)	2153		vs. San Antonio Brahmas (04-06-25)
TOP Margin (secs)	706		vs. San Antonio Brahmas (04-06-25)
Scoring Drives	6		at Houston Roughnecks (03-28-25)
	6		vs. Michigan Panthers (04-26-25)
	6		at San Antonio Brahmas (05-23-25)
10+ Play Drives	3		at Houston Roughnecks (03-28-25)
75+ Yard Drives	2		at Houston Roughnecks (03-28-25)
	2		at San Antonio Brahmas (05-23-25)
5+ Min Drives	3		at Houston Roughnecks (03-28-25)
	3		vs. San Antonio Brahmas (04-06-25)
Drives started in opp territory	4		at Memphis Showboats (05-11-25)
Average Field Position	48		at Memphis Showboats (05-11-25)

St. Louis Battlehawks 2025 Season Stats
Game Superlatives
(As of Jun 1, 2025)



St. Louis Battlehawks Team Game Lows

Rushes	16		vs. DC Defenders (04-13-25)
Yards Rushing	45		vs. DC Defenders (04-13-25)
Rushing Average (Min. 3)	2.8	45-16	vs. DC Defenders (04-13-25)
TD Rushes	1		at Memphis Showboats (05-11-25)
	1		at DC Defenders (05-30-25)
Stuffed Rushes	4		at Memphis Showboats (05-11-25)
Pass Completions	6		at DC Defenders (05-30-25)
Pass Attempts	8		at DC Defenders (05-30-25)
Passing Yards	35		at Arlington Renegades (04-19-25)
Passing Average (Min. 3)	1.8	35-19	at Arlington Renegades (04-19-25)
Completion Average (Min. 3)	4.4	35-8	at Arlington Renegades (04-19-25)
Completion Percentage (Min. 10)	36.8	7-19	vs. Arlington Renegades (05-02-25)
	42.1	8-19	at Arlington Renegades (04-19-25)
TD Passes	1		vs. DC Defenders (04-13-25)
	1		vs. Arlington Renegades (05-02-25)
	1		at Memphis Showboats (05-11-25)
Sacked	1		at Houston Roughnecks (03-28-25)
	1		vs. San Antonio Brahmas (04-06-25)
	1		vs. Birmingham Stallions (05-17-25)
	1		at DC Defenders (05-30-25)
Total Offensive Plays	40		at DC Defenders (05-30-25)
Offensive Average	2.5		at Arlington Renegades (04-19-25)
Points	12		vs. Arlington Renegades (05-02-25)
Margin of Victory	-15		at Arlington Renegades (04-19-25)
Touchdowns	1		vs. DC Defenders (04-13-25)
	1		at Arlington Renegades (04-19-25)
	1		vs. Arlington Renegades (05-02-25)
	1		at DC Defenders (05-30-25)
Field Goals Made	1		vs. Birmingham Stallions (05-17-25)
Field Goals Attempted	2		at Houston Roughnecks (03-28-25)
	2		vs. San Antonio Brahmas (04-06-25)
	2		vs. Michigan Panthers (04-26-25)
	2		vs. Arlington Renegades (05-02-25)
	2		at Memphis Showboats (05-11-25)
Punts	2		vs. Michigan Panthers (04-26-25)
Punting Average (Min. 3)	43.2	216-5	at Memphis Showboats (05-11-25)
Long Punt	56		at Arlington Renegades (04-19-25)
	56		at DC Defenders (05-30-25)
Punts Inside 20	1		vs. DC Defenders (04-13-25)
	1		at Arlington Renegades (04-19-25)
	1		vs. Michigan Panthers (04-26-25)
	1		vs. Arlington Renegades (05-02-25)
	1		at DC Defenders (05-30-25)
First Downs	7		vs. DC Defenders (04-13-25)
First Downs by Rush	2		vs. DC Defenders (04-13-25)
First Downs by Pass	3		at DC Defenders (05-30-25)
First Downs by Penalty	1		at Houston Roughnecks (03-28-25)
	1		vs. DC Defenders (04-13-25)
Penalties	1		at San Antonio Brahmas (05-23-25)
Penalty Yards	5		at San Antonio Brahmas (05-23-25)
Turnovers	1		vs. Arlington Renegades (05-02-25)
	1		at Memphis Showboats (05-11-25)
	1		at San Antonio Brahmas (05-23-25)
Turnover Margin	-3		vs. Arlington Renegades (05-02-25)
Points Off Turnovers	3		vs. San Antonio Brahmas (04-06-25)
	3		at DC Defenders (05-30-25)
Interceptions Thrown	1		at Memphis Showboats (05-11-25)
	1		vs. Birmingham Stallions (05-17-25)
Fumbles	1		vs. Arlington Renegades (05-02-25)
	1		at San Antonio Brahmas (05-23-25)

Fumbles Lost	1		vs. DC Defenders (04-13-25)
	1		at Arlington Renegades (04-19-25)
	1		vs. Arlington Renegades (05-02-25)
	1		at San Antonio Brahmas (05-23-25)
Tackles	42		at Houston Roughnecks (03-28-25)
Tackles for Loss	2		vs. Michigan Panthers (04-26-25)
	2		at San Antonio Brahmas (05-23-25)
Sacks	1		vs. Michigan Panthers (04-26-25)
	1		at San Antonio Brahmas (05-23-25)
Interceptions (by Defense)	1		vs. San Antonio Brahmas (04-06-25)
	1		at Arlington Renegades (04-19-25)
	1		vs. Michigan Panthers (04-26-25)
	1		vs. Arlington Renegades (05-02-25)
	1		vs. Birmingham Stallions (05-17-25)
Pass Breakups	1		at DC Defenders (05-30-25)
Blocked Kicks	1		at DC Defenders (05-30-25)
Blocked Kicks	1		at DC Defenders (05-30-25)
3rd Down Conversions Made	1		at DC Defenders (05-30-25)
3rd Down Conversions Att	6		vs. Michigan Panthers (04-26-25)
3rd Down Conversions	14.3	1-7	at DC Defenders (05-30-25)
Red Zone Attempts	1		vs. Arlington Renegades (05-02-25)
Red Zone Scores	1		at DC Defenders (05-30-25)
Red Zone Percentage	00	0-2	at Arlington Renegades (04-19-25)
	00	0-1	vs. Arlington Renegades (05-02-25)
Time of Possession (secs)	1429		at DC Defenders (05-30-25)
TOP Margin (secs)	-742		at DC Defenders (05-30-25)
Scoring Drives	3		at Arlington Renegades (04-19-25)
	3		vs. Arlington Renegades (05-02-25)
	3		at DC Defenders (05-30-25)
10+ Play Drives	1		vs. San Antonio Brahmas (04-06-25)
	1		at San Antonio Brahmas (05-23-25)
75+ Yard Drives	1		vs. San Antonio Brahmas (04-06-25)
	1		at Memphis Showboats (05-11-25)
5+ Min Drives	1		at Arlington Renegades (04-19-25)
	1		vs. Arlington Renegades (05-02-25)
	1		vs. Birmingham Stallions (05-17-25)
Drives started in opp territory	1		at Arlington Renegades (04-19-25)
	1		vs. Michigan Panthers (04-26-25)
	1		vs. Birmingham Stallions (05-17-25)
Average Field Position	27		at DC Defenders (05-30-25)

St. Louis Battlehawks 2025 Season Stats
Game Superlatives
(As of Jun 1, 2025)



Opponent Team Game Highs

Rushes	32		vs. DC Defenders (04-13-25)
Yards Rushing	139		at San Antonio Brahmas (05-23-25)
Rushing Average (Min. 3)	5.9	112-19	vs. San Antonio Brahmas (04-06-25)
	5.9	94-16	at Houston Roughnecks (03-28-25)
TD Rushes	2		vs. Michigan Panthers (04-26-25)
Stuffed Rushes	10		vs. DC Defenders (04-13-25)
Pass Completions	25		vs. Michigan Panthers (04-26-25)
Pass Attempts	37		vs. DC Defenders (04-13-25)
Passing Yards	287		vs. Michigan Panthers (04-26-25)
Passing Average (Min. 3)	9.1	245-27	vs. Birmingham Stallions (05-17-25)
Completion Average (Min. 3)	17.5	245-14	vs. Birmingham Stallions (05-17-25)
Completion Percentage (Min. 10)	73.5	25-34	vs. Michigan Panthers (04-26-25)
	69.6	16-23	vs. Arlington Renegades (05-02-25)
	69.2	18-26	at DC Defenders (05-30-25)
	65.4	17-26	at Arlington Renegades (04-19-25)
TD Passes	3		vs. DC Defenders (04-13-25)
	3		vs. Birmingham Stallions (05-17-25)
Sacked	4		vs. San Antonio Brahmas (04-06-25)
	4		vs. Birmingham Stallions (05-17-25)
Total Offensive Plays	69		vs. DC Defenders (04-13-25)
Offensive Average	6.2		vs. Michigan Panthers (04-26-25)
Points	30		at Arlington Renegades (04-19-25)
Margin of Victory	15		at Arlington Renegades (04-19-25)
Touchdowns	4		at Arlington Renegades (04-19-25)
	4		vs. Michigan Panthers (04-26-25)
Field Goals Made	3		vs. DC Defenders (04-13-25)
	3		vs. Birmingham Stallions (05-17-25)
Field Goals Attempted	4		vs. DC Defenders (04-13-25)
Punts	7		at Arlington Renegades (04-19-25)
Punting Average (Min. 3)	50.3	201-4	vs. San Antonio Brahmas (04-06-25)
Long Punt	68		vs. Birmingham Stallions (05-17-25)
Punts Inside 20	2		vs. Birmingham Stallions (05-17-25)
First Downs	23		vs. Michigan Panthers (04-26-25)
First Downs by Rush	9		vs. Michigan Panthers (04-26-25)
	9		at San Antonio Brahmas (05-23-25)
First Downs by Pass	13		vs. Michigan Panthers (04-26-25)
First Downs by Penalty	3		vs. DC Defenders (04-13-25)
	3		vs. Arlington Renegades (05-02-25)
Penalties	11		vs. Arlington Renegades (05-02-25)
Penalty Yards	83		vs. San Antonio Brahmas (04-06-25)
Turnovers	4		vs. Arlington Renegades (05-02-25)
Turnover Margin	3		vs. Arlington Renegades (05-02-25)
Points Off Turnovers	18		vs. Birmingham Stallions (05-17-25)
Interceptions Thrown	2		at Houston Roughnecks (03-28-25)
	2		vs. DC Defenders (04-13-25)
Fumbles	4		vs. Birmingham Stallions (05-17-25)
Fumbles Lost	3		vs. Arlington Renegades (05-02-25)
Tackles	76		at Arlington Renegades (04-19-25)
Tackles for Loss	9		vs. DC Defenders (04-13-25)
	9		at Arlington Renegades (04-19-25)
Sacks	6		at Arlington Renegades (04-19-25)
Interceptions (by Defense)	3		vs. DC Defenders (04-13-25)
Pass Breakups	9		vs. Arlington Renegades (05-02-25)
3rd Down Conversions Made	7		vs. DC Defenders (04-13-25)
	7		vs. Michigan Panthers (04-26-25)
3rd Down Conversions Att	15		vs. DC Defenders (04-13-25)
	15		at Memphis Showboats (05-11-25)
3rd Down Conversions	63.6	7-11	vs. Michigan Panthers (04-26-25)
4th Down Conversions Made	2		at DC Defenders (05-30-25)
4th Down Conversions Att	3		vs. San Antonio Brahmas (04-06-25)
	3		vs. Michigan Panthers (04-26-25)

	3		at Memphis Showboats (05-11-25)
	3		at San Antonio Brahmas (05-23-25)
4th Down Conversions	100	1-1	vs. Birmingham Stallions (05-17-25)
	100	2-2	at DC Defenders (05-30-25)
Red Zone Attempts	4		vs. DC Defenders (04-13-25)
Red Zone Scores	3		vs. Michigan Panthers (04-26-25)
Red Zone Percentage	100	2-2	at Arlington Renegades (04-19-25)
	100	3-3	vs. Michigan Panthers (04-26-25)
Time of Possession (secs)	2171		at DC Defenders (05-30-25)
TOP Margin (secs)	742		at DC Defenders (05-30-25)
Scoring Drives	6		vs. DC Defenders (04-13-25)
	6		vs. Birmingham Stallions (05-17-25)
10+ Play Drives	2		vs. San Antonio Brahmas (04-06-25)
	2		vs. DC Defenders (04-13-25)
	2		vs. Michigan Panthers (04-26-25)
	2		vs. Arlington Renegades (05-02-25)
	2		at Memphis Showboats (05-11-25)
75+ Yard Drives	1		vs. Michigan Panthers (04-26-25)
	1		at Memphis Showboats (05-11-25)
	1		at DC Defenders (05-30-25)
5+ Min Drives	3		vs. Michigan Panthers (04-26-25)
Drives started in opp territory	3		vs. DC Defenders (04-13-25)
Average Field Position	40		at San Antonio Brahmas (05-23-25)

St. Louis Battlehawks 2025 Season Stats
Game Superlatives
(As of Jun 1, 2025)



Opponent Team Game Lows

Rushes	16		at Houston Roughnecks (03-28-25)
Yards Rushing	73		at Arlington Renegades (04-19-25)
Rushing Average (Min. 3)	3.2	89-28	at Memphis Showboats (05-11-25)
	3.2	103-32	vs. DC Defenders (04-13-25)
TD Rushes	1		vs. San Antonio Brahmas (04-06-25)
	1		at Arlington Renegades (04-19-25)
	1		at San Antonio Brahmas (05-23-25)
Stuffed Rushes	3		at Houston Roughnecks (03-28-25)
	3		vs. San Antonio Brahmas (04-06-25)
	3		at San Antonio Brahmas (05-23-25)
Pass Completions	12		at Houston Roughnecks (03-28-25)
Pass Attempts	23		vs. Arlington Renegades (05-02-25)
Passing Yards	76		at Houston Roughnecks (03-28-25)
Passing Average (Min. 3)	2.6	76-29	at Houston Roughnecks (03-28-25)
Completion Average (Min. 3)	6.3	76-12	at Houston Roughnecks (03-28-25)
Completion Percentage (Min. 10)	41.4	12-29	at Houston Roughnecks (03-28-25)
TD Passes	1		at Houston Roughnecks (03-28-25)
	1		at Arlington Renegades (04-19-25)
	1		at Memphis Showboats (05-11-25)
	1		at DC Defenders (05-30-25)
Sacked	1		vs. Michigan Panthers (04-26-25)
	1		at San Antonio Brahmas (05-23-25)
Total Offensive Plays	48		at Houston Roughnecks (03-28-25)
Offensive Average	3.5		at Houston Roughnecks (03-28-25)
Points	6		at Houston Roughnecks (03-28-25)
	6		vs. Arlington Renegades (05-02-25)
Margin of Victory	-26		at San Antonio Brahmas (05-23-25)
Touchdowns	1		at Houston Roughnecks (03-28-25)
	1		vs. San Antonio Brahmas (04-06-25)
	1		at Memphis Showboats (05-11-25)
	1		at San Antonio Brahmas (05-23-25)
	1		at DC Defenders (05-30-25)
Field Goals Made	1		vs. San Antonio Brahmas (04-06-25)
	1		at Memphis Showboats (05-11-25)
Field Goals Attempted	1		vs. San Antonio Brahmas (04-06-25)
	1		at Memphis Showboats (05-11-25)
Punts	1		vs. Michigan Panthers (04-26-25)
Punting Average (Min. 3)	40.3	161-4	at DC Defenders (05-30-25)
Long Punt	47		at DC Defenders (05-30-25)
Punts Inside 20	1		at Houston Roughnecks (03-28-25)
	1		vs. San Antonio Brahmas (04-06-25)
	1		at Arlington Renegades (04-19-25)
	1		at DC Defenders (05-30-25)
First Downs	11		at Houston Roughnecks (03-28-25)
	11		vs. San Antonio Brahmas (04-06-25)
First Downs by Rush	4		at Arlington Renegades (04-19-25)
First Downs by Pass	4		at Houston Roughnecks (03-28-25)
First Downs by Penalty	1		vs. Michigan Panthers (04-26-25)
Penalties	2		at DC Defenders (05-30-25)
Penalty Yards	18		at DC Defenders (05-30-25)
Turnovers	1		vs. San Antonio Brahmas (04-06-25)
	1		at Arlington Renegades (04-19-25)
	1		vs. Michigan Panthers (04-26-25)
	1		at Memphis Showboats (05-11-25)
	1		at San Antonio Brahmas (05-23-25)
	1		at DC Defenders (05-30-25)
Turnover Margin	-2		vs. DC Defenders (04-13-25)
	-2		at Arlington Renegades (04-19-25)
Points Off Turnovers	3		vs. Arlington Renegades (05-02-25)
	3		at Memphis Showboats (05-11-25)
Interceptions Thrown	1		vs. San Antonio Brahmas (04-06-25)

	1		at Arlington Renegades (04-19-25)
	1		vs. Michigan Panthers (04-26-25)
	1		vs. Arlington Renegades (05-02-25)
	1		vs. Birmingham Stallions (05-17-25)
Fumbles	1		at Arlington Renegades (04-19-25)
	1		vs. Michigan Panthers (04-26-25)
	1		at Memphis Showboats (05-11-25)
	1		at San Antonio Brahmas (05-23-25)
Fumbles Lost	1		at Memphis Showboats (05-11-25)
	1		at San Antonio Brahmas (05-23-25)
	1		at DC Defenders (05-30-25)
Tackles	55		vs. Arlington Renegades (05-02-25)
Tackles for Loss	3		at Houston Roughnecks (03-28-25)
	3		vs. Birmingham Stallions (05-17-25)
Sacks	1		at Houston Roughnecks (03-28-25)
	1		vs. San Antonio Brahmas (04-06-25)
	1		vs. Birmingham Stallions (05-17-25)
	1		at DC Defenders (05-30-25)
Interceptions (by Defense)	1		at Memphis Showboats (05-11-25)
	1		vs. Birmingham Stallions (05-17-25)
Pass Breakups	1		at Houston Roughnecks (03-28-25)
	1		vs. Michigan Panthers (04-26-25)
3rd Down Conversions Made	4		at Arlington Renegades (04-19-25)
	4		vs. Birmingham Stallions (05-17-25)
	4		at San Antonio Brahmas (05-23-25)
3rd Down Conversions Att	10		at San Antonio Brahmas (05-23-25)
3rd Down Conversions	33.3	4-12	at Arlington Renegades (04-19-25)
	33.3	4-12	vs. Birmingham Stallions (05-17-25)
Red Zone Attempts	1		vs. Arlington Renegades (05-02-25)
Red Zone Scores	1		at Houston Roughnecks (03-28-25)
	1		vs. San Antonio Brahmas (04-06-25)
	1		at Memphis Showboats (05-11-25)
	1		at San Antonio Brahmas (05-23-25)
	1		at DC Defenders (05-30-25)
Red Zone Percentage	00	0-1	vs. Arlington Renegades (05-02-25)
	00	0-2	vs. Birmingham Stallions (05-17-25)
Time of Possession (secs)	1447		vs. San Antonio Brahmas (04-06-25)
TOP Margin (secs)	-706		vs. San Antonio Brahmas (04-06-25)
Scoring Drives	1		at Houston Roughnecks (03-28-25)
	1		at DC Defenders (05-30-25)
10+ Play Drives	1		at Houston Roughnecks (03-28-25)
	1		at San Antonio Brahmas (05-23-25)
75+ Yard Drives	1		vs. Michigan Panthers (04-26-25)
	1		at Memphis Showboats (05-11-25)
	1		at DC Defenders (05-30-25)
5+ Min Drives	1		at Houston Roughnecks (03-28-25)
	1		vs. San Antonio Brahmas (04-06-25)
	1		vs. DC Defenders (04-13-25)
	1		at San Antonio Brahmas (05-23-25)
Drives started in opp territory	1		at Houston Roughnecks (03-28-25)
	1		vs. Arlington Renegades (05-02-25)
	1		vs. Birmingham Stallions (05-17-25)
Average Field Position	24		at Memphis Showboats (05-11-25)

St. Louis Battlehawks 2025 Season Stats
Participation
(As of Jun 1, 2025)



#	PLAYER	GP	GS	HOU	SA	DC	ARL	MICH	ARL	MEM	BHM	SA	DC
21	Micah Abraham	2	0	XX	XX
98	Freedom Akinmoladun	9	9	ST	ST	ST	ST	ST	ST	..	ST	ST	ST
87	Chase Allen	9	3	XX	XX	ST	XX	XX	..	ST	XX	ST	XX
70	Bradley Ashmore	9	2	XX	XX	XX	XX	XX	ST	..	XX	XX	ST
90	Kyler Baugh	4	0	XX	XX	XX	XX
62	Abdul Beecham	4	4	ST	ST	ST	ST
28	Rodrigo Blankenship	10	0	XX	XX	XX	XX	XX	XX	XX	XX	XX	XX
73	Juwann Bushell-Beatty	9	8	ST	ST	ST	ST	ST	..	ST	ST	ST	XX
88	Hakeem Butler	7	7	ST	ST	ST	ST	ST	ST	ST
32	Qwynnterio Cole	9	9	ST	ST	ST	ST	ST	ST	ST	ST	ST	..
69	Ryan Coll	2	1	XX	ST
02	Frank Darby	10	9	ST	XX	ST	ST	ST	ST	ST	ST	ST	ST
23	Lukas Denis	10	7	ST	ST	XX	ST	ST	ST	XX	ST	ST	XX
14	Max Duggan	8	5	XX	XX	..	XX	ST	ST	ST	ST	ST	..
99	Austin Faoliu	6	6	ST	ST	ST	ST	ST	ST
33	Olakunle Fatukasi	6	0	XX	XX	XX	XX	XX	..	XX
56	Travis Feeney	9	9	ST	ST	ST	ST	ST	ST	ST	ST	ST	..
48	Chris Garrett	8	1	XX	XX	XX	XX	XX	XX	XX	ST
74	Steven Gonzalez	9	9	ST	ST	ST	ST	ST	ST	ST	ST	ST	..
51	Willie Harvey	10	10	ST	ST	ST	ST	ST	ST	ST	ST	ST	ST
16	Sterling Hofrichter	10	0	XX	XX	XX	XX	XX	XX	XX	XX	XX	XX
92	Phil Hoskins	9	2	XX	XX	XX	XX	XX	XX	ST	ST	XX	..
41	Jarveon Howard	10	1	XX	XX	XX	XX	XX	XX	XX	XX	XX	ST
08	Blake Jackson	10	1	XX	ST	XX	XX	XX	XX	XX	XX	XX	XX
12	Gary Jennings Jr.	9	3	XX	XX	ST	ST	XX	XX	XX	XX	ST	..
24	Myles Jones	9	5	XX	XX	..	ST	ST	ST	XX	XX	ST	ST
75	Jaryd Jones-Smith	9	9	ST	ST	ST	ST	ST	ST	ST	ST	ST	..
85	Jerome Kapp	8	0	XX	XX	XX	XX	XX	XX	XX	XX
04	Kameron Kelly	10	10	ST	ST	ST	ST	ST	ST	ST	ST	ST	ST
25	Kevon Latulas	4	0	..	XX	XX	XX	XX
97	Isaiah Mack	3	1	XX	ST	XX
47	Alex Matheson	10	0	XX	XX	XX	XX	XX	XX	XX	XX	XX	XX
22	Nate Meadors	10	0	XX	XX	XX	XX	XX	XX	XX	XX	XX	XX
11	Denzel Mims	6	1	XX	ST	XX	XX	XX	XX
59	Callahan O'Reilly	10	0	XX	XX	XX	XX	XX	XX	XX	XX	XX	XX
61	Mike Panasiuk	10	9	ST	ST	ST	ST	ST	ST	ST	ST	ST	XX
03	Chris Payton-Jones	8	8	ST	ST	ST	ST	ST	ST	ST	ST
01	Jahcour Pearson	10	7	ST	ST	XX	ST	ST	ST	XX	ST	XX	ST
93	T.J. Pesefea Jr.	9	4	XX	XX	ST	XX	XX	ST	ST	..	ST	XX
27	Mike Rose	10	10	ST	ST	ST	ST	ST	ST	ST	ST	ST	ST
50	Teton Saltes	1	1	ST
15	Jacob Saylor	9	9	ST	ST	ST	ST	ST	ST	ST	ST	ST	..
38	Brandon Sebastian	3	3	ST	ST	ST
18	Brandon Silvers	2	1	XX	ST
06	Myles Sims	7	1	XX	XX	XX	..	XX	XX	XX	ST
76	Cole Spencer	5	1	XX	XX	XX	XX	ST
84	Jake Sutherland	10	9	ST	ST	ST	ST	ST	ST	ST	ST	XX	ST
07	Pita Taumoeopenu	10	9	ST	ST	ST	ST	ST	ST	ST	ST	ST	XX
26	Carson Wells	8	1	XX	XX	XX	XX	XX	XX	XX	ST

St. Louis Battlehawks 2025 Season Stats
Participation
(As of Jun 1, 2025)



#	PLAYER	GP	GS	HOU	SA	DC	ARL	MICH	ARL	MEM	BHM	SA	DC
54	Dohnovan West	10	6	XX	XX	ST	ST	XX	XX	ST	ST	ST	ST
10	Nick Whiteside II	10	4	XX	XX	XX	XX	XX	XX	ST	ST	ST	ST
82	Sam Wiglusz	2	0	..	XX	XX
05	Manny Wilkins	4	4	ST	ST	ST	ST
20	Avery Young	2	1	XX	..	ST

St. Louis Battlehawks 2025 Season Stats
Starters
(As of Jun 1, 2025)



Offense	1	2	3	4	5	6	7	8	9	10	11
HOU	Panasiuk, (C)	Beecham, (G)	Gonzalez, (G)	Wilkins, (QB)	Saylor, (RB)	Bushell-Beatty, (T)	Jones-Smith, (T)	Sutherland, (TE)	Butler, (WR)	Darby, (WR)	Pearson, (WR)
SA	Panasiuk, (C)	Beecham, (G)	Gonzalez, (G)	Wilkins, (QB)	Saylor, (RB)	Bushell-Beatty, (T)	Jones-Smith, (T)	Sutherland, (TE)	Jackson, (WR)	Mims, (WR)	Pearson, (WR)
DC	Panasiuk, (C)	West, (C)	Gonzalez, (G)	Wilkins, (QB)	Saylor, (RB)	Bushell-Beatty, (T)	Jones-Smith, (T)	Allen, (TE)	Sutherland, (TE)	Darby, (WR)	Jennings Jr., (WR)
ARL	Panasiuk, (C)	West, (C)	Gonzalez, (G)	Wilkins, (QB)	Saylor, (RB)	Bushell-Beatty, (T)	Jones-Smith, (T)	Sutherland, (TE)	Darby, (WR)	Jennings Jr., (WR)	Pearson, (WR)
MICH	Panasiuk, (C)	Beecham, (G)	Gonzalez, (G)	Duggan, (QB)	Saylor, (RB)	Bushell-Beatty, (T)	Jones-Smith, (T)	Sutherland, (TE)	Butler, (WR)	Darby, (WR)	Pearson, (WR)
ARL	Panasiuk, (C)	Beecham, (G)	Gonzalez, (G)	Duggan, (QB)	Saylor, (RB)	Ashmore, (T)	Jones-Smith, (T)	Sutherland, (TE)	Butler, (WR)	Darby, (WR)	Pearson, (WR)
MEM	Panasiuk, (C)	Gonzalez, (G)	West, (G)	Duggan, (QB)	Saylor, (RB)	Bushell-Beatty, (T)	Jones-Smith, (T)	Allen, (TE)	Sutherland, (TE)	Butler, (WR)	Darby, (WR)
BHM	Panasiuk, (C)	West, (C)	Gonzalez, (G)	Duggan, (QB)	Saylor, (RB)	Bushell-Beatty, (T)	Jones-Smith, (T)	Sutherland, (TE)	Butler, (WR)	Darby, (WR)	Pearson, (WR)
SA	Panasiuk, (C)	West, (C)	Gonzalez, (G)	Duggan, (QB)	Saylor, (RB)	Bushell-Beatty, (T)	Jones-Smith, (T)	Allen, (TE)	Butler, (WR)	Darby, (WR)	Jennings Jr., (WR)
DC	West, (C)	Spencer, (OL)	Silvers, (QB)	Howard, (RB)	Ashmore, (T)	Coll, (T)	Saltes, (T)	Sutherland, (TE)	Butler, (WR)	Darby, (WR)	Pearson, (WR)
Defense	1	2	3	4	5	6	7	8	9	10	11
HOU	Payton-Jones, (CB)	Sebastian, (CB)	Kelly, (DB)	Akinmoladun, (DE)	Faoliu, (DT)	Cole, (FS)	Denis, (FS)	Harvey, (LB)	Rose, (MLB)	Feeney, (OLB)	Taumoepenu, (OLB)
SA	Payton-Jones, (CB)	Sebastian, (CB)	Kelly, (DB)	Akinmoladun, (DE)	Faoliu, (DT)	Cole, (FS)	Denis, (FS)	Harvey, (LB)	Rose, (MLB)	Feeney, (OLB)	Taumoepenu, (OLB)
DC	Payton-Jones, (CB)	Sebastian, (CB)	Kelly, (DB)	Akinmoladun, (DE)	Faoliu, (DT)	Cole, (FS)	Harvey, (LB)	Rose, (MLB)	Pesefea Jr., (NT)	Feeney, (OLB)	Taumoepenu, (OLB)
ARL	Jones, (CB)	Payton-Jones, (CB)	Kelly, (DB)	Akinmoladun, (DE)	Faoliu, (DT)	Cole, (FS)	Denis, (FS)	Harvey, (LB)	Rose, (MLB)	Feeney, (OLB)	Taumoepenu, (OLB)
MICH	Jones, (CB)	Payton-Jones, (CB)	Kelly, (DB)	Akinmoladun, (DE)	Faoliu, (DT)	Cole, (FS)	Denis, (FS)	Harvey, (LB)	Rose, (MLB)	Feeney, (OLB)	Taumoepenu, (OLB)
ARL	Jones, (CB)	Payton-Jones, (CB)	Kelly, (DB)	Akinmoladun, (DE)	Cole, (FS)	Denis, (FS)	Harvey, (LB)	Rose, (MLB)	Pesefea Jr., (NT)	Feeney, (OLB)	Taumoepenu, (OLB)
MEM	Payton-Jones, (CB)	Whiteside II, (CB)	Kelly, (DB)	Hoskins, (DT)	Mack, (DT)	Cole, (FS)	Harvey, (LB)	Rose, (MLB)	Pesefea Jr., (NT)	Feeney, (OLB)	Taumoepenu, (OLB)
BHM	Payton-Jones, (CB)	Whiteside II, (CB)	Kelly, (DB)	Akinmoladun, (DE)	Hoskins, (DT)	Cole, (FS)	Denis, (FS)	Harvey, (LB)	Rose, (MLB)	Feeney, (OLB)	Taumoepenu, (OLB)
SA	Jones, (CB)	Whiteside II, (CB)	Kelly, (DB)	Akinmoladun, (DE)	Cole, (FS)	Denis, (FS)	Harvey, (LB)	Rose, (MLB)	Pesefea Jr., (NT)	Feeney, (OLB)	Taumoepenu, (OLB)
DC	Jones, (CB)	Sims, (CB)	Whiteside II, (CB)	Kelly, (DB)	Akinmoladun, (DE)	Faoliu, (DT)	Young, (FS)	Harvey, (LB)	Rose, (MLB)	Garrett, (OLB)	Wells, (OLB)

St. Louis Battlehawks 2025 Season Stats
Total Tackles Game-by-Game
(As of Jun 1, 2025)



Total Tackles	UA-A	Total	HOU	SA	DC	ARL	MICH	ARL	MEM	BHM	SA	DC
Willie Harvey	33-25	58	0-1	3-1	4-0	3-5	7-2	4-3	2-3	4-7	1-3	5-0
Qwynnterio Cole	26-23	49	3-1	1-1	3-5	4-4	4-3	6-2	1-2	2-2	2-3	DNP
Mike Rose	25-24	49	0-2	2-2	2-2	2-4	4-1	2-5	3-1	3-0	5-2	2-5
Callahan O'Reilly	27-18	45	1-0	2-2	1-5	4-3	3-2	3-0	3-1	3-1	4-3	3-1
Nate Meadors	23-22	45	2-2	2-2	5-3	2-2	5-2	1-2	0-2	3-0	1-6	2-1
Travis Feeney	20-17	37	0-1	2-2	1-5	2-2	5-1	3-0	3-4	3-2	1-0	DNP
Kameron Kelly	27-9	36	1-0	4-1	2-1	3-0	1-1	2-1	4-0	5-1	4-4	1-0
Carson Wells	18-14	32	0-1	3-2	3-3	-	DNP	DNP	4-1	2-1	2-2	4-4
Lukas Denis	25-6	31	1-1	1-0	1-0	5-0	5-1	4-0	2-0	2-3	4-1	-
Chris Garrett	21-8	29	2-0	DNP	DNP	2-2	1-1	4-1	3-0	4-0	3-2	2-2
Pita Taumoepeanu	15-11	26	2-1	2-0	0-3	0-2	1-2	4-1	2-0	3-1	1-1	-
Nick Whiteside II	16-8	24	3-0	1-0	0-2	0-0	0-1	1-2	3-1	1-0	3-1	4-1
Freedom Akinmoladun	12-12	24	1-1	-	2-3	1-1	2-0	1-0	DNP	1-3	0-3	4-1
Olakunle Fatukasi	10-11	21	2-1	2-1	3-6	2-0	0-1	DNP	1-2	DNP	DNP	DNP
Chris Payton-Jones	14-5	19	3-0	2-1	0-1	1-1	3-0	1-1	2-0	2-1	DNP	DNP
Myles Sims	13-3	16	DNP	DNP	2-0	1-1	1-0	DNP	1-1	1-0	1-0	6-1
Myles Jones	10-6	16	1-2	-	DNP	1-0	1-0	1-0	5-0	1-1	0-1	0-2
Phil Hoskins	8-7	15	-	1-1	1-2	-	2-0	1-2	1-1	2-1	0-0	DNP
Austin Faoliu	2-12	14	0-2	1-2	0-2	1-2	0-2	DNP	DNP	DNP	DNP	0-2
Kyler Baugh	6-7	13	DNP	DNP	DNP	DNP	DNP	DNP	1-3	2-1	0-3	3-0
Isaiah Mack	6-6	12	DNP	DNP	DNP	DNP	DNP	2-2	4-3	0-1	DNP	DNP
Jerome Kapp	7-4	11	DNP	DNP	-	0-1	3-1	1-0	0-1	1-1	1-0	1-0
T.J. Pesefea Jr.	6-5	11	1-0	1-0	2-0	2-0	0-2	-	0-2	DNP	-	0-1
Brandon Sebastian	7-1	8	3-0	3-1	1-0	DNP	DNP	DNP	DNP	DNP	DNP	DNP
Frank Darby	4-3	7	-	1-0	2-1	-	0-1	-	-	1-1	-	-
Jarveon Howard	6-0	6	-	-	1-0	-	-	-	1-0	2-0	1-0	1-0
Gary Jennings Jr.	4-0	4	-	-	2-0	1-0	-	-	-	1-0	-	DNP
Micah Abraham	4-0	4	DNP	DNP	DNP	DNP	DNP	DNP	DNP	DNP	4-0	-
Avery Young	2-2	4	DNP	DNP	DNP	DNP	DNP	DNP	DNP	0-1	DNP	2-1
Denzel Mims	3-0	3	-	-	-	-	2-0	1-0	DNP	DNP	DNP	DNP
Kevon Latulas	2-1	3	DNP	2-0	0-1	DNP	DNP	DNP	DNP	DNP	-	-
Jake Sutherland	2-0	2	-	-	-	-	-	-	1-0	-	1-0	-
Sterling Hofrichter	1-0	1	-	-	-	-	-	-	-	-	-	1-0
Rodrigo Blankenship	1-0	1	-	-	-	-	-	-	-	-	-	1-0
Mike Panasiuk	1-0	1	-	-	-	-	-	1-0	-	-	-	-
Juwann Bushell-Beatty	1-0	1	-	-	-	-	-	DNP	1-0	-	-	-
Chase Allen	1-0	1	-	1-0	-	-	-	DNP	-	-	-	-
Hakeem Butler	1-0	1	-	DNP	DNP	DNP	-	-	-	1-0	-	-
Sam Wiglusz	0-1	1	DNP	-	DNP	DNP	DNP	DNP	DNP	DNP	DNP	0-1

St. Louis Battlehawks 2025 Season Stats
Passing Game-by-Game
(As of Jun 1, 2025)



#14 Max Duggan		Comp	Att	Int	Pct	Yards	TD	Long	Sacked	Effic
04-06-25	SA	0	1	0		0	0	0	0-0	0.00
04-19-25	ARL	8	17	2		78	0	20	6-43	62.07
04-26-25	MICH	9	12	0		124	1	67	2-12	189.30
05-02-25	ARL	7	19	0		93	1	30	5-35	95.33
05-11-25	MEM	15	23	1		158	1	39	1-7	128.57
05-17-25	BHM	12	21	1		110	0	33	1-8	91.62
05-23-25	SA	12	17	0		133	1	29	0-0	155.72
TOTALS		63	110	4	57.3	696	4	67	15-105	115.15
#05 Manny Wilkins		Comp	Att	Int	Pct	Yards	TD	Long	Sacked	Effic
03-28-25	HOU	17	22	0		189	0	33	1-2	149.44
04-06-25	SA	12	16	0		162	0	58	1-7	160.05
04-13-25	DC	16	29	3		147	1	35	3-19	88.44
04-19-25	ARL	0	2	0		0	0	0	0-0	0.00
TOTALS		45	69	3	65.2	498	1	58	5-28	121.93
#18 Brandon Silvers		Comp	Att	Int	Pct	Yards	TD	Long	Sacked	Effic
05-23-25	SA	7	10	0		100	1	25	0-0	187.00
05-30-25	DC	6	8	0		105	0	38	1-5	185.25
TOTALS		13	18	0	72.2	205	1	38	1-5	186.22
#08 Blake Jackson		Comp	Att	Int	Pct	Yards	TD	Long	Sacked	Effic
04-26-25	MICH	1	1	0		57	1	57	0-0	908.80
TOTALS		1	1	0	100.0	57	1	57	1-7	908.80

St. Louis Battlehawks 2025 Season Stats
Rushing/Receiving Game-by-Game
(As of Jun 1, 2025)



Rushing	No/Yds/TD	HOU	SA	DC	ARL	MICH	ARL	MEM	BHM	SA	DC
Jacob Saylor	113/499/5	16/98/1	11/46/3	7/1/0	20/61/0	12/49/0	14/57/0	11/36/0	16/118/1	6/33/0	DNP
Jarveon Howard	68/311/3	13/115/1	6/13/0	3/6/0	4/1/0	3/4/0	1/2/0	4/20/0	3/1/0	12/60/1	19/89/1
Max Duggan	59/300/5	3/12/0	4/10/0	DNP	10/42/0	10/70/2	10/49/0	10/57/1	11/54/2	1/6/0	DNP
Kevon Latulas	23/137/1	DNP	5/12/0	DNP	DNP	DNP	DNP	DNP	DNP	8/66/1	10/59/0
Manny Wilkins	22/136/2	8/43/2	9/58/0	4/39/0	1/-4/0	DNP	DNP	DNP	DNP	DNP	DNP
Gary Jennings Jr.	4/28/0	DNP	1/13/0	DNP	1/4/0	1/3/0	DNP	DNP	DNP	1/8/0	DNP
Blake Jackson	4/26/0	1/5/0	1/-2/0	DNP	1/18/0	DNP	1/5/0	DNP	DNP	DNP	DNP
Jahcour Pearson	3/21/0	DNP	2/14/0	1/7/0	DNP	DNP	DNP	DNP	DNP	DNP	DNP
Brandon Silvers	6/-6/0	DNP	DNP	DNP	DNP	DNP	DNP	DNP	DNP	4/-4/0	2/-2/0
Frank Darby	2/-8/0	DNP	DNP	1/-8/0	DNP	1/0/0	DNP	DNP	DNP	DNP	DNP

Receiving	No/Yds/TD	HOU	SA	DC	ARL	MICH	ARL	MEM	BHM	SA	DC
Hakeem Butler	13/300/4	DNP	DNP	DNP	DNP	2/124/2	1/30/1	1/6/0	3/36/0	5/66/1	1/38/0
Jacob Saylor	22/245/0	4/47/0	3/25/0	7/91/0	1/16/0	2/23/0	DNP	2/25/0	1/3/0	2/15/0	DNP
Jahcour Pearson	30/219/1	6/83/0	3/8/0	4/1/0	1/10/0	2/-3/0	1/11/0	3/6/1	2/0/0	6/71/0	2/32/0
Blake Jackson	14/194/0	DNP	1/26/0	DNP	DNP	2/16/0	3/31/0	2/9/0	2/36/0	2/42/0	2/34/0
Frank Darby	11/182/2	2/32/0	DNP	1/35/1	2/26/0	DNP	1/16/0	2/37/0	1/13/0	2/23/1	DNP
Gary Jennings Jr.	5/123/0	DNP	1/58/0	DNP	1/4/0	DNP	DNP	3/61/0	DNP	DNP	DNP
Jake Sutherland	11/88/0	1/4/0	1/14/0	1/8/0	1/4/0	2/21/0	DNP	1/8/0	3/22/0	1/7/0	DNP
Denzel Mims	5/51/0	DNP	2/20/0	1/9/0	1/17/0	DNP	1/5/0	DNP	DNP	DNP	DNP
Jarveon Howard	8/42/0	3/18/0	1/11/0	1/-3/0	1/1/0	DNP	DNP	1/6/0	DNP	1/9/0	DNP
Chase Allen	2/11/0	1/5/0	DNP	1/6/0	DNP	DNP	DNP	DNP	DNP	DNP	DNP
Kevon Latulas	1/1/0	DNP	DNP	DNP	DNP	DNP	DNP	DNP	DNP	DNP	1/1/0

St. Louis Battlehawks 2025 Season Stats
Return Stats Game-by-Game
(As of Jun 1, 2025)



Punt Returns											
	No-Yds	HOU	SA	DC	ARL	MICH	ARL	MEM	BHM	SA	DC
Jahcour Pearson	25-294	3-51	3-49	3-20	4-53	1-6	3-45	4-55	2-2	1-13	1-0
Blake Jackson	3-29	1-10	-	-	1-10	-	-	-	-	-	1-9
Kick Returns											
	No-Yds	HOU	SA	DC	ARL	MICH	ARL	MEM	BHM	SA	DC
Blake Jackson	17-395	1-17	2-49	2-45	2-65	2-40	2-45	3-66	3-68	-	-
Gary Jennings Jr.	14-327	-	-	3-85	2-38	3-66	1-12	-	3-91	2-35	DNP
Frank Darby	2-47	-	-	-	-	-	-	-	-	1-29	1-18
Avery Young	1-32	DNP	DNP	DNP	DNP	DNP	DNP	DNP	-	DNP	1-32
Interception Returns											
	No-Yds	HOU	SA	DC	ARL	MICH	ARL	MEM	BHM	SA	DC
Willie Harvey	1-56	-	-	-	1-56	-	-	-	-	-	-
Kameron Kelly	2-44	-	-	1-7	-	1-37	-	-	-	-	-
Chris Payton-Jones	2-43	-	-	1-31	-	-	1-12	-	-	DNP	DNP
Callahan OReilly	1-18	-	-	-	-	-	-	-	1-18	-	-
Lukas Denis	1-0	1-0	-	-	-	-	-	-	-	-	-
Brandon Sebastian	1-0	-	1-0	-	DNP	DNP	DNP	DNP	DNP	DNP	DNP
Qwynnterio Cole	1--2	1--2	-	-	-	-	-	-	-	-	DNP
Fumble Returns											
	No-Yds	HOU	SA	DC	ARL	MICH	ARL	MEM	BHM	SA	DC
Micah Abraham	2-70	DNP	DNP	DNP	DNP	DNP	DNP	DNP	DNP	1-70	1-0
Pita Taumoepenu	2-15	-	-	-	-	-	1-0	-	1-15	-	-
Chase Allen	1-13	-	-	1-13	-	-	DNP	-	-	-	-
Nick Whiteside II	1-0	-	-	-	-	-	1-0	-	-	-	-
Myles Jones	1-0	-	-	DNP	-	-	-	-	1-0	-	-
Carson Wells	1-0	-	-	-	-	DNP	DNP	-	-	-	1-0
Jarveon Howard	1-0	-	-	-	-	-	-	-	-	-	1-0
Chris Garrett	1-0	-	DNP	DNP	-	-	1-0	-	-	-	-
Sam Wiglusz	1-0	DNP	-	DNP	DNP	DNP	DNP	DNP	DNP	DNP	1-0
Kyler Baugh	1-0	DNP	DNP	DNP	DNP	DNP	DNP	1-0	-	-	-
Max Duggan	1--10	-	-	DNP	-	-	-	-	1--10	-	DNP
Brandon Silvers	1--10	DNP	DNP	DNP	DNP	DNP	DNP	DNP	DNP	-	1--10

St. Louis Battlehawks 2025 Season Stats
Fumbles Game-by-Game
(As of Jun 1, 2025)



Fumbles	No-Lost	HOU	SA	DC	ARL	MICH	ARL	MEM	BHM	SA	DC
Manny Wilkins	3-1	-	-	2-1	1-0	DNP	DNP	DNP	DNP	DNP	DNP
Jahcour Pearson	2-1	-	-	-	1-1	-	-	-	-	-	1-0
Frank Darby	2-1	-	-	-	-	-	-	-	-	1-1	1-0
Max Duggan	2-1	-	-	DNP	-	-	1-1	-	1-0	-	DNP
Brandon Silvers	2-0	DNP	DNP	DNP	DNP	DNP	DNP	DNP	DNP	-	2-0
Gary Jennings Jr.	1-1	-	-	-	-	-	-	-	1-1	-	DNP
Jarveon Howard	1-1	-	-	-	-	-	-	-	1-1	-	-

Fumbles Forced	Number	HOU	SA	DC	ARL	MICH	ARL	MEM	BHM	SA	DC
Pita Taumoepenu	3	-	-	-	-	-	2	-	1	-	-
Micah Abraham	1	DNP	DNP	DNP	DNP	DNP	DNP	DNP	DNP	1	-
Mike Rose	1	-	-	-	1	-	-	-	-	-	-
Qwynnterrio Cole	1	-	-	-	-	-	1	-	-	-	DNP
Willie Harvey	1	-	-	-	-	-	-	-	-	-	1
Travis Feeney	1	-	-	-	-	-	-	-	1	-	DNP
Isaiah Mack	1	DNP	DNP	DNP	DNP	DNP	-	1	-	DNP	DNP

Fumbles Recovered	Number	HOU	SA	DC	ARL	MICH	ARL	MEM	BHM	SA	DC
Pita Taumoepenu	2	-	-	-	-	-	1	-	1	-	-
Nick Whiteside II	1	-	-	-	-	-	1	-	-	-	-
Micah Abraham	1	DNP	DNP	DNP	DNP	DNP	DNP	DNP	DNP	1	-
Myles Jones	1	-	-	DNP	-	-	-	-	1	-	-
Carson Wells	1	-	-	-	-	DNP	DNP	-	-	-	1
Chris Garrett	1	-	DNP	DNP	-	-	1	-	-	-	-
Kyler Baugh	1	DNP	DNP	DNP	DNP	DNP	DNP	1	-	-	-

St. Louis Battlehawks 2025 Season Stats
Sacks/Tackles for Loss Game-by-Game
(As of Jun 1, 2025)



Sacks	UA-A	Total	HOU	SA	DC	ARL	MICH	ARL	MEM	BHM	SA	DC
Pita Taumoepenu	7.5-0	7.5	2.0-13	1.0-2	0.0-0	0.5-3	0.0-0	2.0-10	1.0-4	1.0-5	0.0-0	-
Chris Garrett	4-0	4.0	0.0-0	DNP	DNP	1.0-7	0.0-0	0.0-0	0.0-0	1.0-0	1.0-8	1.0-7
Travis Feeney	2.5-0	2.5	0.0-0	1.0-9	0.0-0	0.0-0	0.0-0	0.0-0	0.0-0	1.5-8	0.0-0	DNP
Isaiah Mack	2-0	2.0	DNP	DNP	DNP	DNP	DNP	1.0-7	1.0-8	0.0-0	DNP	DNP
Austin Faoliu	1.5-0	1.5	0.0-0	1.0-7	0.0-0	0.0-0	0.0-0	DNP	DNP	DNP	DNP	0.5-0
Nate Meadors	1-0	1.0	0.0-0	1.0-0	0.0-0	0.0-0	0.0-0	0.0-0	0.0-0	0.0-0	0.0-0	0.0-0
Lukas Denis	1-0	1.0	0.0-0	0.0-0	0.0-0	0.0-0	1.0-7	0.0-0	0.0-0	0.0-0	0.0-0	-
Kyler Baugh	1-0	1.0	DNP	DNP	DNP	DNP	DNP	DNP	0.0-0	0.0-0	0.0-0	1.0-4
T.J. Pesefea Jr.	1-0	1.0	1.0-0	0.0-0	0.0-0	0.0-0	0.0-0	-	0.0-0	DNP	-	0.0-0
Mike Rose	0.5-0	0.5	0.0-0	0.0-0	0.0-0	0.0-0	0.0-0	0.0-0	0.0-0	0.0-0	0.0-0	0.5-0
Willie Harvey	0.5-0	0.5	0.0-0	0.0-0	0.0-0	0.0-0	0.0-0	0.0-0	0.0-0	0.5-3	0.0-0	0.0-0
Freedom Akinmoladun	0.5-0	0.5	0.0-0	-	0.0-0	0.5-3	0.0-0	0.0-0	DNP	0.0-0	0.0-0	0.0-0

Tackles for Loss	UA-A	Total	HOU	SA	DC	ARL	MICH	ARL	MEM	BHM	SA	DC
Pita Taumoepenu	5-0	5.0	2.0-13	1.0-2	0.0-1	0.0-0	0.0-0	0.0-0	1.0-4	1.0-5	0.0-0	-
Lukas Denis	5-0	5.0	0.0-0	1.0-2	0.0-0	1.0-1	1.0-7	1.0-1	1.0-3	0.0-0	0.0-0	-
Travis Feeney	5-0	5.0	0.0-0	1.0-9	1.0-6	0.0-0	0.0-1	1.0-5	1.0-3	0.0-0	1.0-3	DNP
Chris Garrett	4-0	4.0	1.0-2	DNP	DNP	1.0-7	0.0-0	0.0-0	0.0-0	0.0-0	1.0-8	1.0-7
Mike Rose	3-0	3.0	0.0-0	0.0-0	1.0-4	0.0-0	1.0-1	1.0-1	0.0-0	0.0-0	0.0-0	0.0-0
Willie Harvey	3-0	3.0	0.0-0	0.0-0	2.0-9	0.0-0	0.0-0	0.0-0	1.0-1	0.0-0	0.0-0	0.0-0
Carson Wells	2-0	2.0	0.0-0	0.0-0	0.0-0	-	DNP	DNP	1.0-6	1.0-3	0.0-0	0.0-0
Kyler Baugh	2-0	2.0	DNP	DNP	DNP	DNP	DNP	DNP	0.0-0	1.0-1	0.0-0	1.0-4
Austin Faoliu	2-0	2.0	0.0-0	1.0-7	0.0-0	1.0-1	0.0-1	DNP	DNP	DNP	DNP	0.0-0
Nate Meadors	1-0	1.0	0.0-0	0.0-0	0.0-0	0.0-0	0.0-0	1.0-1	0.0-0	0.0-0	0.0-0	0.0-0
Qwynnterio Cole	1-0	1.0	0.0-0	0.0-0	1.0-4	0.0-0	0.0-0	0.0-0	0.0-0	0.0-0	0.0-0	DNP
Olakunle Fatukasi	1-0	1.0	0.0-0	0.0-0	0.0-0	0.0-0	0.0-0	DNP	1.0-1	DNP	DNP	DNP
Callahan O'Reilly	1-0	1.0	0.0-0	0.0-0	0.0-0	1.0-1	0.0-0	0.0-0	0.0-0	0.0-0	0.0-0	0.0-0
T.J. Pesefea Jr.	1-0	1.0	0.0-0	0.0-0	0.0-0	1.0-2	0.0-0	-	0.0-0	DNP	-	0.0-0
Isaiah Mack	1-0	1.0	DNP	DNP	DNP	DNP	DNP	1.0-7	0.0-0	0.0-0	DNP	DNP
Freedom Akinmoladun	1-0	1.0	0.0-0	-	0.0-0	0.0-0	0.0-0	0.0-0	DNP	0.0-0	0.0-0	1.0-1

St. Louis Battlehawks 2025 Season Stats
Differentials
(As of Jun 1, 2025)



ST. LOUIS BATTLEHAWKS TURNOVER DIFFERENTIAL

Date	Opponent	Score	Takeaways			Giveaways			TO Diff	Points off TOs		
			FumbL	IntT	Tot	FumbR	Int	Tot		Tm	Opp	Diff
03-28-25	Houston Roughnecks	W 31-6	0	0	0	0	2	2	-2	9	0	9
04-06-25	San Antonio Brahmas	W 26-9	0	0	0	0	1	1	-1	3	0	3
04-13-25	DC Defenders	L 15-27	1	3	4	0	2	2	2	6	15	-9
04-19-25	Arlington Renegades	L 15-30	1	2	3	0	1	1	2	14	0	14
04-26-25	Michigan Panthers	W 32-27	0	0	0	0	1	1	-1	8	0	8
05-02-25	Arlington Renegades	W 12-6	1	0	1	3	1	4	-3	0	3	-3
05-11-25	Memphis Showboats	W 19-9	0	1	1	1	0	1	0	0	3	-3
05-17-25	Birmingham Stallions	W 29-28	2	1	3	2	1	3	0	7	18	-11
05-23-25	San Antonio Brahmas	W 39-13	1	0	1	1	0	1	0	0	0	0
05-30-25	DC Defenders	W 13-8	0	0	0	1	0	1	-1	3	0	3
Totals			6	7	13	8	9	17	-4	50	39	11

ST. LOUIS BATTLEHAWKS MISC DIFFERENTIALS

Date	Opponent		Score	First Downs			Penalties			Penalty Yards			Total Off Plays		
				Team	Opp	Diff	Team	Opp	Diff	Team	Opp	Diff	Team	Opp	Diff
03-28-25	Houston Roughnecks	W	31-6	24	11	13	5	3	-2	60	20	-40	64	48	16
04-06-25	San Antonio Brahmas	W	26-9	20	11	9	5	10	5	40	83	43	57	50	7
04-13-25	DC Defenders	L	15-27	7	22	-15	7	7	0	70	80	10	48	69	-21
04-19-25	Arlington Renegades	L	15-30	12	12	0	6	6	0	53	70	17	62	50	12
04-26-25	Michigan Panthers	W	32-27	16	23	-7	3	10	7	25	78	53	42	65	-23
05-02-25	Arlington Renegades	W	12-6	10	13	-3	5	11	6	50	69	19	50	51	-1
05-11-25	Memphis Showboats	W	19-9	12	16	-4	7	6	-1	37	63	26	50	65	-15
05-17-25	Birmingham Stallions	W	29-28	16	18	-2	6	9	3	50	55	5	52	61	-9
05-23-25	San Antonio Brahmas	W	39-13	25	16	9	1	5	4	5	45	40	59	55	4
05-30-25	DC Defenders	W	13-8	13	14	-1	2	2	0	11	18	7	40	54	-14
Totals				155	156	-1	47	69	-22	401	581	-180	524	568	-44

ST. LOUIS BATTLEHAWKS YARDAGE DIFFERENTIALS

Date	Opponent		Score	Passing			Rushing			Total Offense			Scoring		
				Gain	Allow	Diff	Gain	Allow	Diff	Gain	Allow	Diff	Scored	Allowed	Diff
03-28-25	Houston Roughnecks	W		187	76	111	273	94	179	460	170	290	31	6	25
04-06-25	San Antonio Brahmas	W		155	111	44	164	112	52	319	223	96	26	9	17
04-13-25	DC Defenders	L		128	243	-115	45	103	-58	173	346	-173	15	27	-12
04-19-25	Arlington Renegades	L		35	136	-101	122	73	49	157	209	-52	15	30	-15
04-26-25	Michigan Panthers	W		169	287	-118	126	113	13	295	400	-105	32	27	5
05-02-25	Arlington Renegades	W		58	128	-70	113	82	31	171	210	-39	12	6	6
05-11-25	Memphis Showboats	W		144	184	-40	113	89	24	257	273	-16	19	9	10
05-17-25	Birmingham Stallions	W		102	245	-143	173	124	49	275	369	-94	29	28	1
05-23-25	San Antonio Brahmas	W		233	95	138	169	139	30	402	234	168	39	13	26
05-30-25	DC Defenders	W		100	130	-30	146	106	40	246	236	10	13	8	5
Totals				1311	1635	-324	1444	1035	409	2755	2670	85	231	163	68

St. Louis Battlehawks 2025 Season Stats
Ratios
(As of Jun 1, 2025)



ST. LOUIS BATTLEHAWKS EFFICIENCY RATIOS

Date	Opponent		Passing				Rushing				Total Offense				Scoring				Points Per Play		
			Gain	Allow	Diff	Effic	Gain	Allow	Diff	Effic	Gain	Allow	Diff	Effic	Scrd	Allwd	Diff	Effic	Team	Opp	Effic
03-28-25	HOU	W	187	76	111	2.5	273	94	179	2.9	460	170	290	2.7	31	6	25	5.2	2.1	8.0	0.3
04-06-25	SA	W	155	111	44	1.4	164	112	52	1.5	319	223	96	1.4	26	9	17	2.9	2.2	5.6	0.4
04-13-25	DC	L	128	243	-115	0.5	45	103	-58	0.4	173	346	-173	0.5	15	27	-12	0.6	3.2	2.6	1.2
04-19-25	ARL	L	35	136	-101	0.3	122	73	49	1.7	157	209	-52	0.8	15	30	-15	0.5	4.1	1.7	2.4
04-26-25	MICH	W	169	287	-118	0.6	126	113	13	1.1	295	400	-105	0.7	32	27	5	1.2	1.3	2.4	0.5
05-02-25	ARL	W	58	128	-70	0.5	113	82	31	1.4	171	210	-39	0.8	12	6	6	2.0	4.2	8.5	0.5
05-11-25	MEM	W	144	184	-40	0.8	113	89	24	1.3	257	273	-16	0.9	19	9	10	2.1	2.6	7.2	0.4
05-17-25	BHM	W	102	245	-143	0.4	173	124	49	1.4	275	369	-94	0.7	29	28	1	1.0	1.8	2.2	0.8
05-23-25	SA	W	233	95	138	2.5	169	139	30	1.2	402	234	168	1.7	39	13	26	3.0	1.5	4.2	0.4
05-30-25	DC	W	100	130	-30	0.8	146	106	40	1.4	246	236	10	1.0	13	8	5	1.6	3.1	6.8	0.5
Totals			1311	1635	-324	0.8	1444	1035	409	1.4	2755	2670	85	1.0	231	163	68	1.4	2.3	3.5	0.7

St. Louis Battlehawks 2025 Season Stats
Chunk Plays
(As of Jun 1, 2025)



15+ YARD RECEPTIONS AND 10+ YARD RUNS

03-28-25 vs. Houston Roughnecks					
Gain	Type	Player	Qtr	Dwn-Dst	Spot
12	Rush	Wilkins, Manny	1	3-13	STL37
21	Rush	Saylors, Jacob	1	2-10	HOU36
12	Rush	Wilkins, Manny	1	1-10	HOU15
19	Pass	Saylors, Jacob from Wilkins, Manny	1	1-10	STL16
33	Pass	Pearson, Jahcour from Wilkins, Manny	1	1-10	STL35
19	Pass	Saylors, Jacob from Wilkins, Manny	2	3-19	STL20
30	Pass	Pearson, Jahcour from Wilkins, Manny	2	3-17	STL32
20	Pass	Darby, Frank from Wilkins, Manny	2	1-10	HOU37
25	Rush	Saylors, Jacob	3	3-2	STL40
20	Rush	Howard, Jarveon	3	1-10	STL28
12	Rush	Saylors, Jacob	3	2-8	HOU36
15	Rush	Duggan, Max	4	1-10	STL11
74	Rush	Howard, Jarveon (TD)	4	1-10	STL26

Total: 13 Rush: 8 Pass: 5

04-06-25 vs. San Antonio Brahmas					
Gain	Type	Player	Qtr	Dwn-Dst	Spot
11	Rush	Saylors, Jacob	1	2-12	STL10
13	Rush	Jennings Jr., Gary	1	1-10	STL29
12	Rush	Wilkins, Manny	1	2-14	STL38
23	Pass	Saylors, Jacob from Wilkins, Manny	1	3-2	STL50
18	Rush	Wilkins, Manny	2	1-10	STL25
20	Rush	Saylors, Jacob (TD)	2	2-10	SA20
58	Pass	Jennings Jr., Gary from Wilkins, Manny	2	1-10	STL22
26	Pass	Jackson, Blake from Wilkins, Manny	3	3-16	STL37
15	Pass	Mims, Denzel from Wilkins, Manny	3	3-4	SA20
10	Rush	Wilkins, Manny	3	1-10	SA17
11	Rush	Latulas, Kevon	4	1-10	SA36
13	Rush	Duggan, Max	4	3-11	SA26

Total: 12 Rush: 8 Pass: 4

04-13-25 vs. DC Defenders					
Gain	Type	Player	Qtr	Dwn-Dst	Spot
17	Pass	Saylors, Jacob from Wilkins, Manny	1	3-23	STL11
27	Rush	Wilkins, Manny	1	2-3	STL42
35	Pass	Darby, Frank from Wilkins, Manny (TD)	2	3-10	DC35
15	Pass	Saylors, Jacob from Wilkins, Manny	2	1-10	STL31
34	Pass	Saylors, Jacob from Wilkins, Manny	4	2-2	STL30

Total: 5 Rush: 1 Pass: 4

04-19-25 vs. Arlington Renegades					
Gain	Type	Player	Qtr	Dwn-Dst	Spot
18	Rush	Jackson, Blake	1	2-10	STL26
17	Pass	Mims, Denzel from Duggan, Max	1	3-7	STL28
11	Rush	Saylors, Jacob	2	2-10	STL40
16	Pass	Saylors, Jacob from Duggan, Max	2	4-1	ARL40
20	Pass	Darby, Frank from Duggan, Max	4	1-10	STL46

Total: 5 Rush: 2 Pass: 3

04-26-25 vs. Michigan Panthers					
Gain	Type	Player	Qtr	Dwn-Dst	Spot
15	Rush	Duggan, Max	1	2-4	MICH38
17	Pass	Saylors, Jacob from Duggan, Max	2	3-2	STL40
11	Rush	Saylors, Jacob	2	1-10	MICH43
14	Rush	Duggan, Max	2	1-10	MICH16
20	Pass	Sutherland, Jake from Duggan, Max	2	1-10	MICH30
15	Rush	Duggan, Max	3	3-2	STL50
67	Pass	Butler, Hakeem from Duggan, Max (TD)	4	2-9	STL33
57	Pass	Butler, Hakeem from Jackson, Blake (TD)	4	2-9	STL43

Total: 8 Rush: 4 Pass: 4

05-02-25 vs. Arlington Renegades

Gain	Type	Player	Qtr	Dwn-Dst	Spot
16	Pass	Darby, Frank from Duggan, Max	2	1-10	STL33
37	Rush	Duggan, Max	2	2-5	ARL39
30	Pass	Butler, Hakeem from Duggan, Max (TD)	2	3-6	ARL30
11	Rush	Saylors, Jacob	4	1-10	ARL40

Total: 4 Rush: 2 Pass: 2**05-11-25 vs. Memphis Showboats**

Gain	Type	Player	Qtr	Dwn-Dst	Spot
12	Rush	Duggan, Max	1	2-4	STL36
14	Rush	Howard, Jarveon	1	1-10	MEM47
29	Rush	Duggan, Max	1	1-10	MEM33
24	Pass	Saylors, Jacob from Duggan, Max	2	2-9	STL10
29	Pass	Darby, Frank from Duggan, Max	2	2-10	STL33
16	Pass	Jennings Jr., Gary from Duggan, Max	2	2-2	MEM30
39	Pass	Jennings Jr., Gary from Duggan, Max	3	2-5	STL24

Total: 7 Rush: 3 Pass: 4**05-17-25 vs. Birmingham Stallions**

Gain	Type	Player	Qtr	Dwn-Dst	Spot
13	Rush	Duggan, Max (TD)	1	2-12	BHM13
12	Rush	Duggan, Max (TD)	2	1-12	BHM12
33	Pass	Jackson, Blake from Duggan, Max	2	2-5	STL21
22	Rush	Saylors, Jacob	3	3-1	BHM42
13	Rush	Saylors, Jacob	3	2-5	STL40
12	Rush	Duggan, Max	3	2-7	BHM44
28	Pass	Butler, Hakeem from Duggan, Max	4	2-1	STL44
23	Rush	Saylors, Jacob	4	1-10	BHM28

Total: 8 Rush: 6 Pass: 2**05-23-25 vs. San Antonio Brahmas**

Gain	Type	Player	Qtr	Dwn-Dst	Spot
24	Pass	Pearson, Jahcour from Duggan, Max	1	2-4	STL26
15	Rush	Saylors, Jacob	1	1-10	STL45
11	Rush	Howard, Jarveon	1	1-10	SA40
29	Pass	Jackson, Blake from Duggan, Max	2	3-11	SA30
16	Pass	Darby, Frank from Duggan, Max (TD)	2	2-4	SA16
11	Rush	Howard, Jarveon	3	2-1	STL34
24	Pass	Pearson, Jahcour from Silvers, Brandon	3	1-10	STL45
10	Rush	Latulas, Kevon	3	1-10	SA31
25	Pass	Butler, Hakeem from Silvers, Brandon	3	1-10	STL30
12	Rush	Howard, Jarveon	3	1-10	SA45
22	Pass	Butler, Hakeem from Silvers, Brandon (TD)	4	2-11	SA22
16	Rush	Latulas, Kevon	4	2-10	STL21
23	Rush	Latulas, Kevon (TD)	4	1-10	SA23

Total: 13 Rush: 7 Pass: 6**05-30-25 vs. DC Defenders**

Gain	Type	Player	Qtr	Dwn-Dst	Spot
38	Pass	Butler, Hakeem from Silvers, Brandon	1	1-10	STL36
20	Rush	Howard, Jarveon	1	2-8	DC24
11	Rush	Howard, Jarveon	2	3-3	STL22
30	Pass	Jackson, Blake from Silvers, Brandon	2	1-10	STL48
30	Pass	Pearson, Jahcour from Silvers, Brandon	2	2-9	STL29
23	Rush	Howard, Jarveon	2	1-10	DC41
18	Rush	Latulas, Kevon	3	1-10	STL39
10	Rush	Latulas, Kevon	4	2-9	STL41
12	Rush	Latulas, Kevon	4	1-10	DC49

Total: 9 Rush: 6 Pass: 3

Breakdown

Total Chunk Plays	84
Passing	37
Rushing	47
Scoring	11
By Distance	
Rushes over 20 yds	13
Rushes over 30 yds	2
Rushes over 40 yds	1
Rushes over 50 yds	1
Passes over 30 yds	13
Passes over 40 yds	3
Passes over 50 yds	3
Passes over 60 yds	1
By Quarter	
1st Qtr	23
2nd Qtr	28
3rd Qtr	17
4th Qtr	16
OT	0
By Down	
1st Down	35
2nd Down	31
3rd Down	17
4th Down	1

Longest Plays
Rushing

74 yds by Howard, Jarveon vs. Houston Roughnecks
37 yds by Duggan, Max vs. Arlington Renegades
29 yds by Duggan, Max vs. Memphis Showboats
27 yds by Wilkins, Manny vs. DC Defenders
25 yds by Saylors, Jacob vs. Houston Roughnecks

Passing

67 yds rec by Butler, Hakeem from Duggan, Max vs. Michigan Panthers
58 yds rec by Jennings Jr., Gary from Wilkins, Manny vs. San Antonio Brahmas
57 yds rec by Butler, Hakeem from Jackson, Blake vs. Michigan Panthers
39 yds rec by Jennings Jr., Gary from Duggan, Max vs. Memphis Showboats
38 yds rec by Butler, Hakeem from Silvers, Brandon vs. DC Defenders

St. Louis Battlehawks 2025 Season Stats
Top Performances
(As of Jun 1, 2025)



TOP PASSING PERFORMANCES (300+ YDS OR 4+ TDS)

QB	Yds	C-A	TD	Int	Opp
----	-----	-----	----	-----	-----

TOP RUSHING PERFORMANCES (100+ YDS OR 3+ TDS)

Rusher	Yds	Att	TD	Avg	Opp
Jacob Saylor	118	16	1	7.4	BHM (05-17-25)
Jarveon Howard	115	13	1	8.8	HOU (03-28-25)
Jacob Saylor	46	11	3	4.2	SA (04-06-25)

TOP RECEIVING PERFORMANCES (100+ YDS OR 2+ TDS OR 6 RCPTS.)

Receiver	Yds	No	TD	Long	Opp
Hakeem Butler	124	2	2	67	MICH (04-26-25)
Jacob Saylor	91	7	0	34	DC (04-13-25)
Jahcour Pearson	83	6	0	33	HOU (03-28-25)
Jahcour Pearson	71	6	0	24	SA (05-23-25)

St. Louis Battlehawks 2025 Season Stats
Big Plays
(As of Jun 1, 2025)



ST. LOUIS BATTLEHAWKS BIG PLAY DIFFERENTIAL

Date	Opponent	Result	St. Louis Battlehawks					Opponents					Diff
			Tot Plys	Big Rush	Big Pass	Big Plays	BP%	Tot Plys	Big Rush	Big Pass	Big Plays	BP%	
03-28-25	Houston Roughnecks	W 31-6	64	8	5	13	20.3	48	4	2	6	9.4	7
04-06-25	San Antonio Brahmas	W 26-9	57	8	4	12	21.1	50	4	4	8	14.0	4
04-13-25	DC Defenders	L 15-27	48	1	4	5	10.4	69	3	5	8	16.7	-3
04-19-25	Arlington Renegades	L 15-30	62	2	3	5	8.1	50	1	2	3	4.8	2
04-26-25	Michigan Panthers	W 32-27	42	4	4	8	19.0	65	2	7	9	21.4	-1
05-02-25	Arlington Renegades	W 12-6	50	2	2	4	8.0	51	2	5	7	14.0	-3
05-11-25	Memphis Showboats	W 19-9	50	3	4	7	14.0	65	2	6	8	16.0	-1
05-17-25	Birmingham Stallions	W 29-28	52	6	2	8	15.4	61	2	3	5	9.6	3
05-23-25	San Antonio Brahmas	W 39-13	59	7	6	13	22.0	55	4	1	5	8.5	8
05-30-25	DC Defenders	W 13-8	40	6	3	9	22.5	54	3	3	6	15.0	3
Totals			524	47	37	84	16.0	568	27	38	65	11.4	19

ST. LOUIS BATTLEHAWKS TOXIC DIFFERENTIAL

Date	Opponent	Result	St. Louis Battlehawks		Opponents		Turnover Diff	Big Play Diff	Toxic Differential
			Takeaways	Big Plays	Takeaways	Big Plays			
03-28-25	Houston Roughnecks	W 31-6	2	13	0	6	2	7	9
04-06-25	San Antonio Brahmas	W 26-9	1	12	0	8	1	4	5
04-13-25	DC Defenders	L 15-27	2	5	4	8	-2	-3	-5
04-19-25	Arlington Renegades	L 15-30	1	5	3	3	-2	2	0
04-26-25	Michigan Panthers	W 32-27	1	8	0	9	1	-1	0
05-02-25	Arlington Renegades	W 12-6	4	4	1	7	3	-3	0
05-11-25	Memphis Showboats	W 19-9	1	7	1	8	0	-1	-1
05-17-25	Birmingham Stallions	W 29-28	3	8	3	5	0	3	3
05-23-25	San Antonio Brahmas	W 39-13	1	13	1	5	0	8	8
05-30-25	DC Defenders	W 13-8	1	9	0	6	1	3	4
Totals			17	84	13	65	4	19	23

St. Louis Battlehawks 2025 Season Stats
Drive and Stuffed Run Stats
(As of Jun 1, 2025)



				STUFFED RUSH PERCENTAGE					
Date	Opponent			St. Louis Battlehawks			Opponents		
				Stuffed	Attempts	Stuffed%	Stuffs	Attempts	Stuffed%
03-28-25	Houston Roughnecks	W	31-6	8	41	19.5	3	16	18.8
04-06-25	San Antonio Brahmas	W	26-9	14	39	35.9	3	19	15.8
04-13-25	DC Defenders	L	15-27	7	16	43.8	10	32	31.3
04-19-25	Arlington Renegades	L	15-30	8	37	21.6	6	22	27.3
04-26-25	Michigan Panthers	W	32-27	5	27	18.5	4	30	13.3
05-02-25	Arlington Renegades	W	12-6	7	26	26.9	4	25	16.0
05-11-25	Memphis Showboats	W	19-9	4	25	16.0	8	28	28.6
05-17-25	Birmingham Stallions	W	29-28	7	30	23.3	6	30	20.0
05-23-25	San Antonio Brahmas	W	39-13	7	32	21.9	3	28	10.7
05-30-25	DC Defenders	W	13-8	7	31	22.6	4	25	16.0
Total				304	74	24.3	255	51	20.0

ST. LOUIS BATTLEHAWKS DRIVE STATS									
Date	Opponent	Drives	Scoring (TD/FG)	3andOut	5+ min	10+ play	75+ yds	OppTerr	AvgStart
03-28-25	Houston Roughnecks	9	6 (4/2)	0	3	3	2	2	40
04-06-25	San Antonio Brahmas	9	5 (3/2)	3	3	1	1	2	38
04-13-25	DC Defenders	12	4 (1/3)	2	0	0	0	3	41
04-19-25	Arlington Renegades	12	3 (0/3)	3	1	2	0	1	31
04-26-25	Michigan Panthers	9	6 (4/2)	2	2	0	0	1	36
05-02-25	Arlington Renegades	11	3 (1/2)	3	1	0	0	2	43
05-11-25	Memphis Showboats	11	4 (2/2)	1	0	0	1	4	48
05-17-25	Birmingham Stallions	12	4 (3/1)	3	1	0	0	1	30
05-23-25	San Antonio Brahmas	8	6 (4/2)	0	2	1	2	2	43
05-30-25	DC Defenders	9	3 (1/2)	3	0	0	0	0	27
Totals		102	44 (23/21)	20	13	7	6	18	38
Percentages			43.1% (22.5% / 20.6%)	19.6%	12.7%	6.9%	5.9%	17.6%	

OPPONENT DRIVE STATS									
Date	Opponent	Drives	Scoring (TD/FG)	3andOut	5+ min	10+ play	75+ yds	OppTerr	AvgStart
03-28-25	Houston Roughnecks	9	1 (1/0)	3	1	1	0	1	37
04-06-25	San Antonio Brahmas	9	2 (1/1)	2	1	2	0	0	31
04-13-25	DC Defenders	13	6 (3/3)	3	1	2	0	3	37
04-19-25	Arlington Renegades	11	2 (2/0)	5	0	0	0	2	38
04-26-25	Michigan Panthers	9	4 (4/0)	1	3	2	1	0	25
05-02-25	Arlington Renegades	10	2 (0/2)	3	2	2	0	1	28
05-11-25	Memphis Showboats	11	2 (1/1)	1	2	2	1	0	24
05-17-25	Birmingham Stallions	13	6 (3/3)	2	2	2	0	1	33
05-23-25	San Antonio Brahmas	9	3 (1/2)	1	1	1	0	2	40
05-30-25	DC Defenders	8	1 (1/0)	3	2	2	1	0	33
Totals		102	29 (17/12)	24	15	16	3	10	33
Percentages			28.4% (16.7% / 11.8%)	23.5%	14.7%	15.7%	2.9%	9.8%	