



COLUMBUS AVIATORS



UNITED FOOTBALL LEAGUE



0-3

Head Coach: Ted Ginn Jr.
All-Time UFL Record: 0-3
Head Coaching Experience: 1st Season

GAME FOUR

COLUMBUS AVIATORS
VS
DALLAS RENEGADES
FRIDAY • APRIL 17 • 8 PM ET
FOX
HISTORIC CREW STADIUM
COLUMBUS, OHIO



3-0

Head Coach: Rick Neuheisel
All-Time UFL Record: 3-0
Head Coaching Experience: 10th Season
Career Coaching Record: 87-59 (.596)

SERIES NOTES: The Columbus Aviators (0-3) return home in Week Four for a rematch with the undefeated Dallas Renegades (3-0), who secured a victory in last week's meeting. Dallas has set the early offensive standard in the UFL, led by QB Austin Reed, who paces the league with 763 passing yards and seven touchdowns. His connection with WR Tyler Vaughns has been a primary driver, as Vaughns leads the UFL with 331 receiving yards and four touchdowns. Columbus counters with QB Jalan McClendon, who ranks second in the league with 708 total yards, while RB ZaQuandre White is sixth in all-purpose yards (306). Defensively, the Aviators are anchored by LB Fred Thompkins, who is third in the UFL with 22 tackles, and DE Ron Stone Jr., who leads the league with three and a half sacks.

AVIATORS BACK ON HOME TURF

- The Columbus Aviators are set to take flight at Historic Crew Stadium on Friday, April 17. The game will be broadcast on FOX.
- Looking ahead to April 26, the Aviators will battle against the Gamblers when they head to Houston with a 12 p.m. kickoff at Shell Energy Stadium.

CBUS CONNECTIONS

- The Aviators are led by head coach Ted Ginn Jr., a legendary Ohio State Buckeye receiver. Ginn Jr. played 14 NFL seasons before returning to Columbus to coach the Aviators in the inaugural season.
- Punter Brad Robbins was born in the city of Westerville, Ohio and later came back to his Ohio roots to play for the Bengals.
- Defensive Tackle Jerron Cage played at The Ohio State University where he played in 42 games for the Buckeyes over the course of five seasons (2018-22) and started five times, including three times as a senior in 2022.
- Quarterback Aidan Sayin ranked top 10 overall players nationally coming out of high school. His brother currently plays for Ohio State football, noting that Columbus football runs in the family.
- The Renegades linebacker coach, Bill Sheridan, had a three-year stint as the linebackers coach for the Ohio State Buckeyes (2010-2011) and the Cincinnati Bengals.
- Renegades CB Shaun Wade played for the Ohio State Buckeyes (2017-2020), where he was a Consensus All-American.

AROUND THE UFL - WEEK 4

Thursday, April 16:

- Louisville Kings at Houston Gamblers (8 p.m. ET - NFL Network)

Friday, April 17:

- Dallas Renegades at Columbus Aviators (8 p.m. ET - FOX)

Saturday, April 18:

- St. Louis Battlehawks at DC Defenders (12:30 p.m. ET - ABC)

- Orlando Storm at Birmingham Stallions (4 p.m. ET - FOX)

COLUMBUS AVIATORS COMMUNICATIONS



Brian Stull
Senior Director of Team
Communications
brian.stull@theufl.com



Sydney Ballenger
Communications Specialist
sydney.clark@theufl.com

2026 SCHEDULE

1		ORLANDO STORM AT INTER&CO STADIUM Sunday, March 29, 2026 8 PM ET	23-16 Orlando ESPN
2		DC DEFENDERS AT HISTORIC CREW STADIUM Friday, April 3, 2026 8 PM ET	44-26 DC FOX
3		DALLAS RENEGADES AT TOYOTA STADIUM Sunday, April 12, 2026 12 PM ET	abc
4		DALLAS RENEGADES AT HISTORIC CREW STADIUM Friday, April 17, 2026 8 PM ET	FOX
5		HOUSTON GAMBLERS AT SHELL ENERGY STADIUM Sunday, April 26, 2026 12 PM ET	abc
6		HOUSTON GAMBLERS AT HISTORIC CREW STADIUM Friday, May 1, 2026 8 PM ET	FOX
7		ST. LOUIS BATTLEHAWKS AT THE DOME AT AMERICA'S CENTER Friday, May 8, 2026 8 PM ET	FOX
8		BIRMINGHAM STALLIONS AT PROTECTIVE STADIUM Sunday, May 18, 2026 1 PM ET	FOX
9		BIRMINGHAM STALLIONS AT HISTORIC CREW STADIUM Sunday, May 23, 2026 1 PM ET	abc
10		LOUISVILLE KINGS AT HISTORIC CREW STADIUM Sunday, May 31, 2026 6 PM ET	FOX

FOX

AVIATORS VS DALLAS RENEGADES
FRI. APRIL 17 AT 8 PM ET ON FOX

Kevin Kugler - Play-by-Play
Joel Klatt - Analyst
Jake Butt- Sidelines
Mike Pereira - Rules

COLUMBUS LOVES FOOTBALL

The Columbus Aviators enter their inaugural season in the UFL as one of three brand-new franchises launching in 2026. To help make the transition seamless, the Aviators turned to a familiar face to lead the charge: Ohio State legend Ted Ginn Jr.

In his three-year career at Ohio State, Ginn was a true big-play threat averaging 25.6 yards per reception during his freshman season and quickly became one of the most dangerous special teams players in the country. He returned four punts for touchdowns in 2004, setting a Big Ten record, and earned First-Team All-American honors.

Ginn's most iconic moment came during the 2007 BCS National Championship Game when he returned the opening kickoff for a touchdown. He would go on to enjoy a 14-year NFL career, most notably with the Carolina Panthers during their run to Super Bowl 50 in the 2015 season.

Now, Ginn returns to where his football journey began, stepping into his first head coaching role. Expectations will be high, but pressure has never rattled one of the most electrifying players in Ohio State history.

The Aviators also welcome home Jerron Cage. Cage spent his collegiate career with the Ohio State Buckeyes and had a tenure with the Saints in the NFL. Many Buckeye fans still reminisce about Cage's TD against Penn State.

The Sayin family is no stranger to Columbus football. Quarterback Aidan Sayin ranked in the top 10 overall of players coming out of high school. His brother, Julian Sayin, currently starts at QB for Ohio State, noting that Columbus football runs in the family.

POSTGAME PRESS CONFERENCE ZOOM LINK

Credentialed media wishing to participate in postgame press conferences may use the QR code:

Meeting ID:
821 0797 1417

Password:
149131



GATE GIVEAWAYS

- April 3 - 614 KICKOFF - 5,000 Home Opener T-Shirts
- April 17 - UNITED BY GIVING - 5,000 Team Flags
- May 1 - JIM TRESSEL BOBBLEHEAD - 5,000 Bobbleheads
- May 23 - HATS OFF TO HEROES - 5,000 Baseball Caps
- May 31 - TED GINN JR. BOBBLEHEAD - 5,000 Bobbleheads.

AVIATORS TO WATCH

SACK ATTACK

A consistent presence in the backfield, Ron Stone Jr. is tied for the United Football League lead with 3.5 sacks. Helping apply pressure and disrupt the opposing offenses are Tony Fields II and Fred Thompkins, each have recorded 22 tackles to rank among the league leaders. Together, the trio has helped establish a physical, aggressive style of play that gets the team ready to take flight each week.

LEGS THAT LEAD THE LEAGUE

On special teams, Brad Robbins has been a major asset, leading the UFL with an impressive 48.2-yard punt average. Robbins' ability has given his team an edge, consistently setting up the defense with favorable situations to extend point leads.

OFFENSE IN RHYTHM

Offensively, Janan McClendon has directed a balanced unit that leads the UFL with 64 total first downs (23 rush, 35 pass). His 708 total yards rank second in the league, highlighting his ability to both extend plays and keep the offense together.

The Aviators' rushing attack has been key, ranking second with 354 yards and averaging 5.3 yards per carry, consistently creating good situations for the team.

In the passing game, Tay Martin has been the top target, leading Columbus with 18 receptions for 192 yards, which is third in the UFL while staying consistent and reliable.



THE NEW RULES YOU'LL LOVE

- The United Football League is implementing a series of innovative rule changes designed to increase scoring, improve pace of play, and create a more exciting, fan-friendly product.
- Among the most notable updates is the introduction of a four-point field goal for kicks made from 60 yards or longer, adding a new strategic scoring element.
- Offensively, the league will adopt a one-foot inbounds rule—similar to college football—to encourage passing and boost offensive production, while also reinstating half-distance-to-the-goal enforcement for penalties in the red zone.
- The UFL has also eliminated the Tush Push quarterback sneak variation to enhance player safety and competitive balance. Special teams and field position strategy will see a major shift with a ban on punting inside the opponent's 50-yard line (with limited exceptions late in each half), forcing teams to be more aggressive on fourth down.
- Overtime will follow a shootout-style format, with teams alternating plays from the five-yard line until a winner is decided. Following touchdowns, teams can choose from multiple point-after options, including a one-point kick, or two- and three-point conversion attempts from varying distances.
- Additional updates include a return to a standard coin toss format and revamped kickoff rules that adjust alignment, landing zones, and touchback placement to promote more returns and enhance player safety.
- Overall, these changes are intended to create a faster, higher-scoring, and more dynamic style of football.

INNOVATION & SPORT

- The UFL is enhancing the fan experience and game execution with significant technology upgrades:
- **Real-Time Player Data:** The UFL is the first American professional sports league to deliver real-time player data insights live in all stadiums using Sportable player sensors, highlighting ball carrier speed, ball distance, and ball velocity.
- **Advanced Game-Day Systems:** The league features the most advanced game day communications and coach-to-player system in professional sports, with 16 players per team utilizing in-helmet GSC receivers.
- **Sideline Video:** Wireless sideline video solutions have been upgraded to include 16 iPads per team for live coverage across all 43 games.
- **Broadcast Enhancements:** Fox broadcasts will use drone cams to bring fans closer to the live game action. Additionally, all 43 games will feature enhanced TrU Line virtual line to gain executions with a new video animation.
- **On-Field View:** ESPN-designated games will integrate Povora (formerly JockeyCam) CapCam technology on officials and coaches for live broadcast.
- **Officiating Decision Process:** Dean Blandino and Mike Pereira from the UFL Rules Command Center will bring fans at home and in venues directly into the officiating decision process. This includes live audio and full visibility to the tools and video used to make the final call on the field.
- **Full Access:** The UFL will deliver full access via more mics on players, coaches, and officials, with coverage extending from the field to the coach booths and into the locker rooms.
- In 2010, Stadia Magazine named it the world's most influential Stadium of the decade.
- Today, the Stadium is home to the Columbus Aviators, Columbus Crew 2 of MLS NEXT Pro, and other programming.”



TRANSACTIONS

4/9 - Storey Jackson (LB) - Placed on IR
 4/9 - Yulkeith Brown (WR) - Signed (FA)
 4/9 - Grant Dubose (WR) - Signed (FA)
 4/7 - Quashon Fuller (DE) - Waived

4/7 - Roc Taylor (WR) - Waived
 4/2 - Smoke Monday (CB) - Signed (FA)
 3/30 - Devin Ross (WR) - Placed on IR



COLUMBUS AVIATORS 2026 TEAM LEADERS

Stat	Total	Player
Passing Yards	599	J. McClendon
Rushing Yards	109	J. McClendon
Receiving Yards	192	T. Martin
Touchdowns	2	Z. White
Tackles	22	F. Thompkins
Sacks	3.5	R. Stone Jr.
Tackles For Loss	3.0	R. Stone Jr./A. Plant Jr.
Forced Fumbles	1	A. Wells
Fumble Recoveries	1	S. Jackson
Interceptions	1	M. Lawson
Made Field Goals	3	R. Coe
Kick Return Yards	177	Z. White
Punt Return Yards	41	A. Wells

FRANCHISE FIRSTS

STAT FIRST

Team Win
 Home Win
 Road Win

OFFENSE

First Play Toa Taua, 5 yards vs. Orlando Storm 3/29/2026
 Completion J. McClendon & A. Mack, 6 yards vs. Orlando Storm 3/29/2026
 Rush Toa Taua, 5 yards vs. Orlando Storm 3/29/2026
 1st Down Toa Taua, 2 yards vs. Orlando Storm 3/29/2026
 Points Ryan Coe, (3) 35-yard FG vs. Orlando Storm, 3/29/2026
 Touchdown ZaQuandre White, 3-yard run vs. Orlando Storm, 3/29/2026
 Rushing TD ZaQuandre White, 3 yards vs. Orlando Storm, 3/29/2026
 Passing TD Alizé Mack, 3 yards vs. DC Defenders, 4/3/2026
 Extra Point Ryan Coe (1 point Kick) vs. Orlando Storm, 3/29/2026

DEFENSE

Tackle Tony Fields & Noah Dawkins vs. Orlando Storm 3/29/2026
 Sack Adam Plant Jr. vs. Orlando Storm 3/29/2026
 Interception Michael Lawson vs. Dallas Renegades 4/3/2026

SPECIAL TEAMS

Kickoff Ryan Coe, 65 yards vs. Orlando Storm 3/29/2026
 Field Goal Ryan Coe, 35 yards vs. Orlando Storm, 3/29/2026
 Punt Brad Robbins, 53 yards vs. Orlando Storm, 3/29/2026
 Kick Return Tre'Von Jones, 33 yards vs. Orlando Storm, 3/29/2026
 Kickoff Return-TD
 Punt Return
 Tackle D.J. Miller vs. Orlando Storm 3/29/2026

PRONUNCIATION GUIDE

Aaron **Monteiro**.....mon-TAIR-ee-oh
 Jalen **McClendon**.....mick-CLEN-din
 Jalen **Morton**.....MOR-tin
Toa Taua.....TOE-uh TOW-UH
ZaQuandre White.....zuh-KWAN-dray
 Keke **Chism**.....KEE-kee CHIZ-uM
Antwane Wells.....AN-twain
Alizé Mack.....uh-LEE-zay

GAME 1 RECAP

The Columbus Aviators kicked off their first game in franchise history with a 23-16 loss to the Orlando Storm at Inter&Co Stadium, with the difference coming down to the third quarter and the ability to finish drives.

Columbus opened the game with solid special teams, as Ryan Coe knocked through two first-quarter field goals, accounting for all 6 of the Aviators' early points and keeping the game 7-6 after the first quarter. The defense held its own in the first half, limiting Orlando to just 10 points before the break and keeping it a one-possession game at halftime.

The game shifted coming out of halftime. Orlando put together its strongest stretch of the night in the third quarter, scoring 14 points on back-to-back touchdowns. Jashaun Corbin added his second rushing touchdown, and Jack Plummer connected with Chris Rowland, extending the lead to 23-6 and creating separation in the score. Columbus' defense stepped up, forcing a turnover on downs. After a big 22-yard pickup on Jalen Moore, Columbus was once again stopped. Coe remained perfect on the night with a game-tying 37-yard field goal.

Columbus responded in the fourth quarter scoring 9 unanswered points. Coe remained perfect, finishing 3 for 3 on field goals before ZaQuandre White scored a touchdown. The Aviators went 65 yards and delivered their first touchdown in franchise history, as White scored from three yards out. However, the drive consumed 7:21 of the fourth-quarter clock over 13 plays. Coe added the extra point, and Columbus cut the deficit to 23-16.

For Columbus, Fred Thompkins recorded a game-high 10 tackles and added a pass breakup to lead the defense. In the end, the difference was in how drives finished. Columbus put points on the board four times but came away with three field goals and one touchdown, while Orlando turned its opportunities into three touchdowns, including two in the third quarter. McClendon and the Aviators offense took over at their own 25-yard line with 66 seconds remaining and no timeouts.

GAME 2 RECAP

The Columbus Aviators dropped their inaugural home game, falling 44-26 to the DC Defenders on Friday night at Historic Crew Stadium in front of 14,810 fans.

Columbus opened with a balanced, short-yardage approach, averaging 4.8 yards per rush and 3.4 yards per pass attempt on its initial possessions. DC struck first, capping a drive with a 32-yard completion from Jordan Ta'amu to Cornell Powell at 14:05 in the first quarter to set up a rushing touchdown 1-yard rush by Deon Jackson at 10:43 in the first quarter. The Aviators answered on their ensuing possession, driving the length of the field on the ground to even the score on a 6-yard rushing touchdown by Jalen McClendon at 3:55 in the first quarter.

The Defenders seized control in the second quarter, scoring two touchdowns including a 10-yard play by Xazavian Valladay at 5:16 and a 12-yard play by D. Jackson at 2:00. Also adding a 35-yard field goal was Matt McCrane at 14:28 to build a 24-7 advantage. Columbus responded late in the half following a special teams takeaway, as Storey Jackson recovered a muffed punt at 1:25 in the second quarter—marking the first fumble recovery in franchise history. The Aviators converted the opportunity into points with a 3-play, 7-yard drive ending in a 6-yard touchdown by ZaQuandre White at 1:01 in the second quarter to cut the deficit to 24-14. On the ensuing possession, Michael Lawson recorded the first interception in franchise history at 00:55 in the second quarter, sending Columbus into halftime with momentum.

The Aviators opened the second half with a 7-play, 59-yard drive before a sack and fumble at the DC 33 at 11:42 in the third quarter halted the possession with a sack from Ferrod Garner with a loss of 6 yards. After a defensive takeaway forced by F. Garner at 11:42 in the third quarter, the Defenders regained control and quickly extended the lead, covering 50 yards in 0:49, ending in a 48-yard touchdown by D. Jackson at 7:55 in the third to push the score to 31-14. DC capitalized on another Columbus turnover on a fumble by Antwane Wells at 7:46 in the third, adding a 21-yard play touchdown by B. Moore to make it 38-14.

Columbus answered late in the third quarter with a 3-yard touchdown pass from J. McClendon to Alizé Mack at 0:07 in the third to trim the margin to 38-20, though the three-point attempt failed. J. McClendon was sacked and fumbled, forced by Joe Wallace, and recovered by Deontay Anderson. The Aviators defense forced a stop on the next series, holding DC to a 25-yard field goal by M. McCrane at 8:17 in the fourth quarter. Columbus later added another touchdown reception—the first scoring catch in franchise history—on a 3-yard pass from J. McClendon to Tay Martin at 3:27 in the fourth quarter to make the score 41-26, but was unable to close the gap as the Defenders secured the 44-26 result.

WEEK 4 DEPTH CHART

COLUMBUS AVIATORS OFFENSE

QB	8 Jalen McClendon	2 Jalen Morton	12 Aidan Sayin
RB	5 John Lovett	4 ZaQuandre White	35 Toa Taua
TE	88 Alize Mack	84 Gunnar Oakes	
WR	3 Keke Chism	6 Antwane Wells	
WR	81 Tay Martin	87 Cam McDonald	
WR	7 Jaylon Moore		
LT	75 Ryan Nelson		
LG	69 Cohl Cabral	77 Chuck Filiaga	
C	71 Matt Farniok	64 Chris Glaser	
RG	64 Chris Glaser	67 Aaron Monteiro	
RT	77 Chuck Filiaga	58 Bless Harris	

COLUMBUS AVIATORS DEFENSE

DE	48 Kenny Willekes	52 Adam Plant Jr.	
DT	99 Walter Palmore		
DT	98 Patrick Jenkins	96 Caeveon Patton	
DE	56 Ron Stone Jr.	52 Adam Plant Jr.	
LB	10 Noah Dawkins	17 Fred Thompkins	
LB	1 Tony Fields II	30 Xavier Benson	57 Jailin Walker
NC	28 Kyree Woods	23 Nehemiah Shelton	
DB	9 Cam Smith	21 D.J. Miller Jr.	
DS	32 Kedrick Whitehead Jr.	28 Kyree Woods	
DS	33 Henry Black		
CB	13 O'Donnell Fortune	22 Tre Von Jones	

COLUMBUS AVIATORS SPECIAL TEAMS

P	83 Brad Robbins	40 Ryan Coe
PK	40 Ryan Coe	83 Brad Robbins
H	83 Brad Robbins	12 Aidan Sayin
LS	50 Payton Bunch	
KR	4 ZaQuandre White	35 Toa Taua
PR	6 Antwane Wells	3 Keke Chism

GAME 3 RECAP

The Columbus Aviators dropped their third game, falling 28-23 to the Dallas Renegades on Sunday afternoon at Toyota Stadium in front of 5,133 fans.

The Columbus Aviators opened with a balanced drive, going 40 yards on 8 plays. QB Jalen McClendon moved the offense with short passes and runs, and at 10:31 in the first quarter, he threw a 2-yard touchdown pass to RB John Lovett to give Columbus the first score of the game. Ryan Coe added the extra point to make it 7-0. Dallas answered with a short drive but failed to convert on third down and punted after five plays. Columbus followed with a 10-play drive that reached Dallas territory but stalled due to penalties and a sack, ending in a missed 50-yard field goal attempt. Dallas closed the first quarter with a late 12-yard run.

Dallas opened the second quarter with a scoring drive, highlighted by a 30-yard run and capped by a 2-yard touchdown pass from QB Austin Reed to WR Deontay Burnett at 11:34. The extra point tied the game at 7-7.

Columbus responded with a 6-play drive that set up a 53-yard field goal from Coe at 4:30 in the second quarter to take a 10-7 lead. Dallas later capitalized on a Columbus turnover when McClendon was intercepted at the CLB 20, with the play resulting in a defensive touchdown to give Dallas a 14-10 lead. Columbus drove again before halftime but turned the ball over on downs at the DAL 23. Dallas ran out the remainder of the half with a short possession, taking a 14-10 lead into halftime.

Dallas opened the second half with a 14-play, 79-yard drive, capped by a 1-yard touchdown run from RB Dae Dae Hunter at 5:56 in the third quarter to make it 21-10. Reed later connected with WR Emmanuel Butler for a 2-yard touchdown at 2:47 to extend the lead to 28-10. Columbus answered late in the quarter with a 2-yard rushing touchdown by Lovett at 0:30, cutting the deficit to 28-17 entering the fourth.

The fourth quarter opened with both teams trading punts before Columbus put together an 11-play, 75-yard drive, ending in a 2-yard touchdown pass from McClendon to WR Antwane Wells at 2:05, cutting the deficit to 28-23. The two-point attempt failed. Dallas closed the game with a final possession and the final score was 28-23.

COLUMBUS AVIATORS COACHING STAFF



TED GINN JR. HEAD COACH

- Ted Ginn Jr. is a former NFL wide receiver and return specialist known for his blazing speed.
- Drafted 9th overall in 2007 by the Miami Dolphins out of Ohio State, playing 14 seasons with teams like the Dolphins, 49ers, Panthers, Saints, Cardinals, and Bears, becoming a key big-play threat, especially during Carolina's Super Bowl run.
- After his NFL stint, he played a pivotal role in coaching and community leadership at Glenville High School.
- A legendary Buckeye, he was a First-Team All-Big Ten selection in 2006, helping them reach the BCS National Championship. He excelled as a receiver (125 rec, 1,943 yds, 15 TDs) and returner (900 punt return yards, second all-time at OSU).
- First year as head coach in the UFL for the inaugural Columbus Aviators.

TODD HALEY OFFENSIVE COORDINATOR



- Boasts over 20 years of NFL coaching experience, including a three-season stint as head coach of the Kansas City Chiefs (2009–2011), where he led the team to an AFC West title in 2010.
- Served as offensive coordinator for three different NFL franchises—the Arizona Cardinals, Pittsburgh Steelers, and Cleveland Browns—notably guiding the 2008 Cardinals to their first Super Bowl appearance (XLIII) with a franchise-record 427 points.

CAPTAIN MUNNERLYN DEFENSIVE COORDINATOR



- His coaching with the Columbus Aviators marks his professional coaching debut following a rapid ascent through the high school coaching ranks.
- Transitioned into coaching after a 10-year NFL career, most recently leading Julius L. Chambers High School in Charlotte, NC, as head coach (2025) and serving as an assistant at Myers Park High School.
- A former seventh-round draft pick (2009) who played 154 career games primarily with the Carolina Panthers and Minnesota Vikings; he still holds the Panthers' franchise record for career interceptions returned for touchdowns (5).

BOB SAUNDERS PASSING COORDINATOR/ RUNNING BACKS/TIGHT ENDS



- Previously held offensive coordinator roles for the Tampa Bay Bandits (2022) and Memphis Showboats (2023) in the USFL; he also earned a UFL Championship ring in 2011 as the wide receivers coach for the Virginia Destroyers.
- Spent over a decade in the NFL with the Kansas City Chiefs, Washington Redskins, St. Louis Rams, and Cleveland Browns, primarily focusing on wide receivers and offensive quality control.

LARRY GRANT SPECIAL TEAMS/ LINEBACKERS



- Grant brings NFL experience as a linebacker with the San Francisco 49ers, St. Louis Rams, Chicago Bears, and Cleveland Browns, after a standout collegiate career at Ohio State University.
- He began his coaching path as a defensive analyst at UNLV, translating his on-field knowledge into player development and scheme expertise.

JORDAN OVERTON WIDE RECEIVERS



- Jordan "Tito" Overton brings extensive collegiate and professional experience, having coached wide receivers at Indiana State, Texas Tech, Vanderbilt, Dayton, and Franklin College.
- He contributed to Texas Tech's nationally ranked 2024 offense, mentoring three 600-yard receivers and the FBS leader in third-down receptions, and also gained NFL experience through the 2023 Bill Walsh Diversity Coaching Fellowship with the Carolina Panthers.

CURTIS TERRY SR. DEFENSIVE LINE



- Terry, an Ohio State alumnus and national championship participant, brings defensive expertise having coached at Bluefield State, Central State, Florida Memorial, and Eastern Michigan, transforming defensive units with a focus on technique, leadership, and playmaking.

RASUL SPAIN DEFENSIVE BACKS



- Spain has been an instrumental part of Ginn Elite and coached at Glenville High School in Cleveland, Ohio.
- He brings hands-on experience developing young athletes and a practical, fundamentals-focused approach to the position.

RONNIE VINKLAREK OFFENSIVE LINE



- Vinklarek brings over 40 years of coaching experience across the NFL, CFL, XFL, and collegiate ranks, including stints with the Tennessee Titans, Buffalo Bills, and Rice University.
- Known for developing technically sound and physically dominant offensive lines,



COLUMBUS AVIATORS

LEON O'NEAL JR.

SAF



27 • 6-1 • 212

Hometown:
Cypress, TX

College:
Texas A&M

0

- Signed with the Columbus Aviators on 4/13/2026
- O'Neal was named to the All-UFL Team and nominated for UFL Sportsman of the Year.
- 2025 Key Stats (Houston): 46 tackles, 4 tackles for loss (TFL), 1 sack, 1 interception (pick-six), and 3 pass breakups.
- Before joining the UFL, he spent time with the Edmonton Elks (CFL), where he recorded 35 defensive tackles in 2024, and had a brief stint with the San Francisco 49ers as an undrafted free agent in 2022.

TONY FIELDS II

MLB



26 • 6-0 • 222

Hometown:
Las Vegas, NV


College:
West Virginia

1

- Signed with the Aviators in February 2026 and is expected to be a day-one starter at linebacker; he brings rare professional experience to the expansion roster, having appeared in 45 career NFL games.
- Spent four seasons with the Cleveland Browns (2021-2024), where he recorded 88 total tackles and two defensive touchdowns; his breakout 2022 campaign featured a career-high 48 tackles and a 22-yard interception return for a touchdown against the Houston Texans.
- A prolific tackler who earned Freshman All-American honors at Arizona before transferring to West Virginia (2020); in his lone season with the Mountaineers, he led the team with 88 tackles in just nine games and was named the Big 12 Defensive Newcomer of the Year.

JALEN MORTON

QB



28 • 6-4 • 226

Hometown:
Pine Bluff, AR

College:
Prairie View A&M

2

- Earned 2025 AF1 Rookie of the Year honors with the Southwest Kansas Storm, where he accounted for 57 total touchdowns (40 passing, 17 rushing) and over 2,800 yards of total offense in just eight games.
- A true dual-threat veteran who has spent time with the Green Bay Packers and Indianapolis Colts in the NFL, the Hamilton Tiger-Cats in the CFL, and won a USFL Championship in 2023 as a member of the Birmingham Stallions.

KEKE CHISM

WR



27 • 6-4 • 215

Hometown:
Daingerfield, TX

College:
Missouri

3

- A consistent playmaker across four professional spring seasons, totaling over 900 receiving yards and seven touchdowns; he spent three years with the Gamblers and Roughnecks where he led the team in receiving yards (299) and touchdowns (4) during the 2025 UFL campaign.
- Successfully transitioned from Division II Angelo State where he ranks sixth in program history with 2,221 receiving yards to becoming a top target for the University of Missouri; he led the Tigers in both receptions (35) and yards (458) during his first season in the SEC (2020).

ZAQUANDRE WHITE

RB



27 • 6-1 • 206

Hometown:
Cape Coral, FL

College:
South Carolina

4

- Joins the Aviators after emerging as a top offensive threat for the Houston Roughnecks in 2025; he led Houston in rushing with 336 yards and four touchdowns across eight games.
- Averaged 6.6 yards per touch during his time at South Carolina (2020-2021), the third-highest mark in school history; he is uniquely versatile, having played both linebacker and running back during his college career at Florida State and South Carolina.
- During Week 1 of the 2026 UFL season, White ranked #4 in total yards (48).

JOHN LOVETT

RB



26 • 5-11 • 215

Hometown:
Burlington City, NJ

College:
Penn State

5

- Following two seasons with the San Antonio Brahmas; he gained league-wide recognition in 2024 by setting the UFL single-game rushing record with 155 yards against the DC Defenders.
- Transitioned to the UFL after stints with the Carolina Panthers (2022) and Pittsburgh Steelers (2023) in the NFL, as well as a productive 2023 season with the Vegas Vipers where he appeared in all 10 games.
- A versatile athlete who finished his collegiate career at Penn State (2021) after four years at Baylor, where he finished 16th on the school's all-time rushing list with 1,803 yards and 17 touchdowns

ANTWANE WELLS

WR



24 • 5-11 • 204

Hometown:
Richmond, VA

College:
Ole Miss

6

- Having signed with the team in February 2026 following his transition from the NFL; he originally entered the professional ranks as an undrafted free agent with the New York Giants in 2025.
- Elite SEC Production: Earned First-Team All-SEC honors at South Carolina (2022) after leading the team with 68 receptions for 928 yards and six touchdowns; he concluded his collegiate career at Ole Miss (2024), where he maintained a dynamic 19.8 yards-per-reception average.
- Established himself as an All-American at James Madison (2020-2021), where he set single-season program records for receiving yards (1,250) and touchdowns (15) during his sophomore campaign before making the jump to the Power 5 level

JAYLON MOORE

WR



28 • 6-2 • 198

Hometown:
Memphis, TN

College:
Tennessee-Martin

7

- Previously spent the 2025 season with the Michigan Panthers, where he tied for the team lead in receptions and led the squad in receiving yards (216) over nine appearances.
- Originally signed as an undrafted free agent with the Baltimore Ravens (2020), he has since spent time on the rosters or practice squads of the New York Giants and Jacksonville Jaguars.
- A standout at UT Martin (2016-2019), he finished his career with 1,492 receiving yards and 18 touchdowns, including a dynamic senior season where he averaged over 16 yards per catch.

JALAN MCCLENDON

QB



30 • 6-4 • 222

Hometown:
Charlotte, NC


College:
Baylor

8

- McClendon had a strong 2025 campaign with the Houston Roughnecks, where he started five games, throwing for 744 yards and four touchdowns while adding another 108 yards and a score on the ground.
- A seasoned spring football signal-caller who has spent time with the Vegas Vipers (XFL 2023) and DC Defenders (UFL 2024); he also spent time in the NFL with the Baltimore Ravens and Washington Redskins (2019).
- Completed his collegiate career at Baylor (2018), where he appeared in nine games and threw for 715 yards after transferring from NC State, where he served as the primary backup to NFL starter Jacoby Brissett.

CAM SMITH

CB



25 • 6-1 • 183

Hometown:
Blythewood, SC

College:
South Carolina

9

- After being selected in the fifth round of the 2026 UFL Draft, he joins a secondary led by defensive coordinator Captain Munnerlyn and head coach Ted Ginn Jr.
- Originally a second-round pick (51st overall) by the Miami Dolphins in the 2023 NFL Draft; he spent three seasons in Miami, primarily contributing on special teams and appearing in 15 games between 2023 and 2024 before a shoulder injury sidelined him.
- A standout at the University of South Carolina (2019-2022), where he earned Second-Team All-SEC honors in 2021; he finished his collegiate career with six interceptions and 18 passes defended, ranking as one of the top defensive backs in the country during his junior season.

NOAH DAWKINS

OLB



28 • 6-1 • 239

Hometown:
Spartanburg, SC

College:
The Citadel

10

- Standout three-season tenure with the Michigan Panthers (2023-2025)
- Has appeared in 17 career NFL games over three seasons, primarily with the Tampa Bay Buccaneers (2019) and New York Jets (2020-2021) after originally entering the league as an undrafted free agent out of The Citadel.
- Earned First-Team All-Southern Conference honors at The Citadel (2018), where he finished his career with 166 tackles, 31.5 tackles for loss, and 14 sacks; as a senior, he was a Mel Kiper "Big Board" prospect and memorably earned SoCon Defensive Player of the Week after recording two interceptions (one returned for a TD) in a single game.

FRED THOMPKINS

LB



25 • 5-10 • 217

Hometown:
Paso Robles, CA

College:
UNLV

11

- Following a stint as an undrafted free agent with the Las Vegas Raiders; he joins the Aviators' linebacker corps looking to make an immediate impact on the expansion roster.
- Began his collegiate career at City College of San Francisco (CCSF), where he helped lead the program to a perfect 13-0 record and a state championship in 2021; he was a highly touted prospect, named the JC Freshman Player of the Year in 2019 after a 90-tackle debut season.
- Week 1 ranked #1 for most tackles in the UFL.

AIDAN SAYIN

QB



23 • 6-2 • 200

Hometown:
Carlsbad, CA

College:
Penn

12

- Joining a quarterback room that includes veterans Jalan McClendon and Jalen Morton; his signing brings a "hometown" connection as the older brother of Ohio State starting quarterback Julian Sayin.
- Finished his career at the University of Pennsylvania (2021-2024) as the program's all-time leader in completions (719) and ranks second in career passing yards (7,177) and fourth in passing touchdowns (45).
- A two-time Honorable Mention All-Ivy selection who started 31 games for the Quakers; he became the first player in Penn history to record four games with 350+ passing yards in a single season (2023) and maintained a career 62.5% completion rate.

O'DONNELL FORTUNE

CB



24 • 6-1 • 189

Hometown:
Sumter, SC

College:
South Carolina

13

- Stint in the NFL with the New York Giants, who originally signed him as an undrafted free agent in May 2023; he was officially added to the Aviators roster in February 2026.
- Earned Defensive MVP honors at the 100th East-West Shrine Bowl (2025) after returning an interception 65 yards for a touchdown, solidifying his reputation as a big-play defensive back heading into the professional ranks.
- A versatile, five-year contributor at the University of South Carolina (2020-2024) who recorded 108 career tackles and seven interceptions; he famously tied a school record with a 100-yard interception return for a touchdown against Notre Dame in the 2022 Gator Bowl.

GRANT DUBOSE

WR



24 • 6-3 • 200

Hometown:
Montgomery, AL

College:
Charlotte

14

- Signed with the team on April 9, 2026.
- Before joining the UFL, he was selected by the Green Bay Packers in the 7th round of the 2023 NFL Draft. He later spent time with the Miami Dolphins, where he made his NFL debut and recorded two receptions, and briefly signed with the Buffalo Bills during the 2025 preseason.
- DuBose had a unique "underdog" path, starting at Division II Miles College before the 2020 season was canceled due to the pandemic, during which he worked multiple jobs, including bagging groceries at Walmart. He then walked on at Charlotte, where he became a standout with 1,684 receiving yards and 15 touchdowns over two seasons.

AKEEM DENT

FS



26 • 6-0 • 199

Hometown:
Pahokee, FL

College:
Florida State

15

- Following a tenure with the Michigan Panthers (2021–2025), where he appeared in eight games during the 2025 season; he enters the 2026 campaign as a projected core safety for the expansion roster.
- A five-year letterwinner and honorable mention All-ACC selection (2023) at Florida State University who finished his career with 187 total tackles, 15 pass breakups, and a forced fumble; he was the active career leader in pass breakups for the Seminoles prior to declaring for the NFL draft.
- Originally signed as an undrafted free agent with the Los Angeles Chargers (2024) after recording seven tackles during the NFL preseason; he also earned recognition as a five-star recruit coming out of high school, ranked as the No. 5 cornerback in the nation.

YULKEITH BROWN

WR



22 • 5-10 • 162

Hometown:
Miami, FL

College:
Tulane

17

- Signed with the team on April 9, 2026.
- Considered a “shifty slot receiver” known for his legitimate explosiveness and “track speed”.
- He began his college journey at Texas A&M, where he spent two seasons (2021–2022) before transferring to Tulane. Over two seasons with the Green Wave (2023–2024), he recorded 64 receptions for 806 yards and 6 touchdowns, earning an Honorable Mention All-AAC selection as a senior.
- At Miami Central High School, Brown was a versatile, four-star recruit who played both wide receiver and cornerback. He helped lead his team to two Florida 6A state championships and was named the offensive MVP of the Florida-Georgia All-Star Game in 2020.

NEHEMIAH SHELTON

CB



26 • 6-0 • 185

Hometown:
Gardena, CA

College:
San Jose State

23

- Following a standout 2024–2025 tenure with the Memphis Showboats; he was a defensive mainstay in Memphis, recording 33 tackles and 4 pass breakups during the 2024 season.
- Transitioned to the spring leagues after spending the 2023 NFL season on the New York Jets practice squad; he originally signed with the Jets as an undrafted free agent and appeared in all three preseason games, recording two tackles.
- A five-year standout at San Jose State (2018–2022) who earned All-Mountain West honors in three consecutive seasons; he finished his collegiate career ranked fourth in program history with 32 passes defended and recorded eight career interceptions.

SMOKE MONDAY

CB



26 • 6-2 • 206

Hometown:
Atlanta, GA

College:
Auburn

27

- Signed with the team on April 2, 2026.
- Auburn University (2018–2021), he was a Second-team All-SEC selection in 2020. He is known for his “ball-hawking” ability, finishing his college career with five interceptions—three of which he returned for touchdowns, tying an Auburn school record.
- Before the UFL, he signed with the New Orleans Saints as an undrafted free agent in 2022 but spent the season on injured reserve due to a torn ACL. He later gained professional experience in the Canadian Football League (CFL) with the Montreal Alouettes and the Indoor Football League (IFL) with the Massachusetts Pirates.

KYREE WOODS

CB



28 • 6-0 • 190

Hometown:
Mesa, AZ

College:
San Diego State

28

- Following two productive seasons with the Memphis Showboats (2024–2025); he enters the 2026 campaign as a veteran presence in the Aviators’ secondary with 18 games of professional spring football experience.
- Established himself as a reliable starter in Memphis, recording 38 tackles and 3 interceptions during the 2024 UFL season; he famously recorded a multi-interception game against the Michigan Panthers, showcasing his elite diagnostic skills.
- A five-year standout at San Diego State (2016–2020) who overcame a season-ending injury to earn Honorable Mention All-Mountain West honors in 2019; he finished his collegiate career with 102 tackles and 19 pass breakups, ranking among the team’s top defensive backs during his senior campaign.

XAVIER BENSON

LB



25 • 6-2 • 230

Hometown:
Texarkana, TX

College:
Oklahoma State

30

- Enters the 2026 season as a key defensive contributor for the expansion roster.
- Exhausted his collegiate eligibility at Oklahoma State (2022–2023) as a regular starter who recorded 141 total tackles and 11.5 tackles for loss over two seasons; he famously earned Big 12 Defensive Player of the Week honors after a dominant “Bedlam” performance against Oklahoma (2023) featuring seven tackles, a sack, and a forced fumble.
- A highly productive athlete who began his career at Texas Tech (2018–2019) before becoming the No. 1 ranked NJCAA tackler at Tyler Junior College in 2021 with 120 total stops; his 6’2”, 230-pound frame and sideline-to-sideline range made him a sought-after prospect at every level.

KEDRICK WHITEHEAD JR.

CB



26 • 5-10 • 206

Hometown:
Middletown, DE

College:
Delaware

32

- 2025 season with the Michigan Panthers, where he was named the 2025 UFL Special Teams Player of the Year and earned a spot on the All-UFL Team.
- Originally signed with the Tampa Bay Buccaneers (2023) as an undrafted free agent after a standout performance at their rookie minicamp; he also earned training camp love with the New England Patriots in July 2025 following his decorated spring league campaign.
- A rare four-time First-Team All-CAA selection at the University of Delaware (2018–2022) who finished his career with 295 tackles, ranking sixth among defensive backs in program history; he was a three-time team captain and a nine-time All-American during his tenure with the Blue Hens.

HENRY BLACK

SS



29 • 6-1 • 205

Hometown:
Shreveport, LA

College:
Baylor

33

- Following a standout 2025 season with the Houston Roughnecks, where he recorded 58 total tackles and an interception.
- Boasts extensive NFL experience, appearing in 25 regular season games and three playoff contests primarily with the Green Bay Packers (2020–2021); recorded 38 career NFL tackles and one interception before spending additional professional time with the Giants, Colts, Steelers, and Browns.
- A contributor at Baylor University who appeared in 52 career games, he was a key member of the 2019 squad that reached the Big 12 Championship and the Sugar Bowl.

TOA TAU

RB



26 • 5-8 • 204

Hometown:
Lompoc, CA

College:
Nevada

35

- Joined the professional ranks as an undrafted free agent with the Philadelphia Eagles (2023) and spent time on the practice squad of the New York Giants (2024); he is known for his unique combination of a low center of gravity (5’9”, 210 lbs) and elite pass-catching ability out of the backfield.
- Finished his career at the University of Nevada as one of the most productive players in program history, ranking second all-time in career rushing yards (3,997) and rushing touchdowns (33); he was a four-time All-Mountain West selection and the 2018 Mountain West Freshman of the Year.

RYAN COE

K



24 • 6-4 • 230

Hometown:
McDonald, PA

College:
California

40

- Originally signed as an undrafted free agent with the Tampa Bay Buccaneers (2025) after a productive collegiate career; he appeared in the 2025 NFL preseason, notably connecting on a 36-yard field goal against the Tennessee Titans.
- A veteran of four Division I programs—Delaware, Cincinnati, North Carolina, and California—who connected on 62 of 83 career field goals; he holds several program records for accuracy and notably made four field goals of 50+ yards during his final season at Cal (2024).
- In week 1 Coe had a 35 yard 3-point field goal at 9:13 in the first quarter. He then followed with another 3-point field goal of 37 yards at 1:57. To start the fourth quarter, he made a 33 yard field goal to make the score 9-23.

MICHAEL LAWSON

CB



- • 5-10 • 185

Hometown:
Hayward, CA

College:
Western Illinois

41

- Joins the Aviators following two productive seasons with the Memphis Showboats (2024-2025); having recorded 42 tackles and two interceptions during his professional spring league tenure.
- Transitioned to the professional ranks after being invited to the Indianapolis Colts (2023) rookie minicamp; he is known for his rare versatility as a defensive back who also excels as a return specialist, totaling over 500 return yards in his professional career.
- A highly decorated collegiate athlete who earned First-Team All-MVFC honors at Western Illinois (2021-2022) after transferring from Lamar University; he finished his college career with 10 interceptions and was a two-time FCS All-American nominee, ranking among the nation's leaders in solo tackles per game.

KENNY WILLEKES

DE



28 • 6-3 • 263

Hometown:
Rockford, MI

College:
Michigan State

48

- Two standout seasons with the Michigan Panthers (2024-2025), where he recorded 7.5 sacks and 52 tackles over 18 games and was widely considered one of the league's top edge rushers.
- Originally a seventh-round pick by the Minnesota Vikings (2020), he appeared in six games during the 2021 season, recording 2.5 sacks and 18 tackles; his professional journey also includes stints with the Pittsburgh Steelers (2025) and training camp experience with the Vikings.
- Former walk-on who became the Spartans' all-time leader in tackles for loss (51.0); he was a two-time First-Team All-Big Ten selection and won the 2019 Bursworth Trophy, awarded to the nation's most outstanding player who began their career as a walk-on.

PAYTON BUNCH

LS



25 • 6-3 • 238

Hometown:
Pendleton, SC


College:
Virginia

50

- Earned the starting role following a competitive training camp and a successful professional debut in the 2025 spring league cycle.
- Originally signed as an undrafted free agent with the Chicago Bears (2025), where he competed throughout the preseason and showcased elite snap velocity; he also received a workout invitation from the New York Jets prior to joining the UFL.
- A three-year starter at Coastal Carolina University (2021-2024) who appeared in 38 consecutive games as the primary long snapper; he was a key part of a specialist unit that ranked among the most efficient in the Sun Belt Conference and was a 2024 Patrick Mannelly Award watch list member.

ADAM PLANT JR.

DE



26 • 6-5 • 255

Hometown:
Los Angeles, CA

College:
UNLV

52

- Originally signed as an undrafted free agent with the Las Vegas Raiders (2023), appearing in all three preseason games and recording two sacks; he also spent the 2024 season with the Birmingham Stallions, where he contributed to their league-leading pass rush.
- A dominant three-year starter at UNLV (2020-2022) who finished his collegiate career with 15.0 sacks and 27.5 tackles for loss; he earned First-Team All-Mountain West honors in 2022 after leading the Rebels in sacks (8.0) and forced fumbles (3).

RON STONE JR.

DE



25 • 6-3 • 257

Hometown:
San Jose, CA

College:
Washington State

56

- Standout 2025 campaign with the Michigan Panthers, where he recorded 12.5 sacks; he enters the 2026 season as a cornerstone of the expansion roster's pass rush.
- Finished a prolific six-year career at Washington State (2018-2023) with 202 tackles, 31.5 tackles for loss, and 16 sacks; he was a three-time All-Pac-12 selection (First Team in 2021) and the 2019 Bursworth Trophy finalist.
- Originally signed as an undrafted free agent with the Las Vegas Raiders (2024) before transitioning to the UFL; he is the son of Ron Stone, a 13-year NFL veteran offensive lineman and two-time Super Bowl champion.
- Week 1 ranked #2 in sacks.

JAILIN WALKER

MLB



23 • 6-0 • 219

Hometown:
Richmond, VA

College:
Indiana

57

- Following an NFL stint as an undrafted free agent with the Las Vegas Raiders in 2025.
- Earned Honorable Mention All-Big Ten honors (2024) during his lone season at Indiana, where he recorded 82 tackles, 10 tackles for loss, and two interceptions; he famously earned Big Ten Defensive Player of the Week honors after recording 4.0 TFLs and an interception in a victory over Purdue.
- A highly versatile defender known for his sideline-to-side-line range, clocking a sub-4.40 40-yard dash during his pro days prior to Indiana, he was a two-time All-Sun Belt selection at James Madison, where he finished with 142 career tackles and three interceptions.

BLESS HARRIS

T



25 • 6-4 • 325

Hometown:
New Orleans, LA


College:
TCU

58

- NFL stint as an undrafted free agent with the Chicago Bears (2025).
- Completed his collegiate career at TCU (2024), where he started all 12 games at left tackle and allowed only two sacks on over 400 pass-blocking snaps; he also spent two seasons at Florida State, including a 2023 campaign where he started five games and helped the Seminoles to an undefeated regular season and an ACC Championship.
- A massive presence on the offensive line at 6'5" and 325 pounds with 35-inch arms; prior to his Power Five jump, he was a standout starter at Lamar University (2019-2021), where he earned All-Southeastern Conference honors and was a two-time team offensive lineman of the year.

CHRIS GLASER

G



26 • 6-4 • 306

Hometown:
Honolulu, HI

College:
Virginia

64

- Standout 2025 campaign with the Houston Roughnecks, where he started all 10 games at right guard and was a key factor in the league's third-ranked rushing offense.
- Has appeared in five career NFL games over four seasons (2022-2025), primarily with the New York Jets and Dallas Cowboys; he originally entered the league as an undrafted free agent with the Kansas City Chiefs and has spent professional time with the Chicago Bears and New Orleans Saints.
- A five-year mainstay on the offensive line at the University of Virginia (2017-2021) who appeared in 54 career games with 44 starts; he was a versatile asset for the Cavaliers, earning All-ACC Honorable Mention honors and starting at both guard positions and right tackle.

WISDOM QUARSHIE

C



• • 6-2 • 310

Hometown:
Winslow, NJ

College:
Temple

65

- Joins the inaugural roster as a highly agile "pulling guard" known for his ability to mobilize and seal edges on run plays.
- A battle-tested six-year veteran at Temple University (2019-2024) who appeared in 46 career games; he earned All-AAC Honorable Mention honors in 2023 after starting 11 games at right guard and anchoring a pass-heavy offense that averaged over 370 yards per game.
- Originally signed with the Owls as a defensive tackle (2019) before successfully converting to offensive line during his redshirt freshman season; he became a fixture on the offensive front, proving his durability through multiple coaching changes and scheme shifts.

AARON MONTEIRO

C



28 • 6-6 • 339

Hometown:
Brockton, MA

College:
Boston College

67

- Made league history as the first-ever pick drafted by the Columbus Aviators (2026); he joins the expansion franchise as an anchor for the offensive line after two highly productive seasons with the San Antonio Brahmas (2024-2025).
- Spent four seasons in the NFL (2019-2022) with the Miami Dolphins, New England Patriots, Carolina Panthers, and Washington Commanders; known for his rare positional flexibility, he has professional experience at both guard and tackle.
- A four-year starter and ironman at Boston College (2015-2018) who appeared in 48 career games, primarily at left tackle; he earned Third-Team All-ACC honors as a senior and was a key protector for an Eagles offense that ranked among the most efficient rushing units in the conference.

COHL CABRAL

C



28 • 6-5 • 305

Hometown:
Rancho Cucamonga, CA


College:
Arizona State

69

- Elite 2025 campaign with the Michigan Panthers where he was named to the All-UFL Team; he originally entered the professional spring leagues as a USFL Champion with the Birmingham Stallions (2023).
- A 2020 undrafted free agent who has spent time on the active rosters or practice squads of six NFL franchises, including the Los Angeles Rams, Houston Texans, Minnesota Vikings, New Orleans Saints, Arizona Cardinals, and Dallas Cowboys.
- A two-time team captain for the Sun Devils (2018-2019) and two-time Second-Team All-Pac-12 selection; he appeared in 50 career games with 38 consecutive starts, notably allowing only one sack and 10 quarterback pressures during his entire senior season.

MATT FARNIOK

C



28 • 6-5 • 325

Hometown:
Sioux Falls, SD


College:
Nebraska

71

- Following a 2025 season where he appeared in 10 games with six starts for the Arlington Renegades; he has demonstrated elite positional flexibility throughout his professional career, logging starts at center, guard, and tackle.
- Originally a seventh-round draft pick (No. 238 overall) by the Dallas Cowboys in 2021, he appeared in 19 regular-season games for the franchise over two seasons; his NFL resume also includes development time on the practice squads of the Chicago Bears and Detroit Lions (2023-2024).
- A highly decorated two-time team captain for the University of Nebraska (2016-2020) who finished his career with 32 consecutive starts; he earned Honorable Mention All-Big Ten honors in 2020 and was named the Huskers' Offensive Lineman of the Year in 2019.

RYAN NELSON

T



26 • 6-6 • 338

Hometown:
Buena Park, CA

College:
Virginia

75

- Earned 2025 All-UFL honors as an offensive tackle for the Michigan Panthers before joining the Columbus Aviators for the 2026 season.
- A durable lineman who started 49 consecutive games at both tackle and guard during his college career at the University of Virginia.
- Spent time with the Los Angeles Chargers during the 2025 preseason following a standout performance in the spring football league.

CHUCK FILIAGA

OL



28 • 6-5 • 363

Hometown:
Aledo, TX

College:
Minnesota

77

- NFL stint as an undrafted free agent with the Green Bay Packers (2025).
- A rare offensive lineman who started games for both Michigan (2017-2021) and Minnesota (2022); he appeared in 39 career games for the Wolverines, earning All-Big Ten Honorable Mention honors (2021) and a Joe Moore Award as part of the nation's best offensive line.
- A massive interior presence at 6'6" and 321 pounds who utilized his extra year of eligibility to anchor the Gophers' offensive line, starting all 13 games at right guard in 2022 and earning Third-Team All-Big Ten honors.

TAY MARTIN

WR



28 • 6-1 • 186

Hometown:
Houma, LA

College:
Oklahoma State

81

- Logged professional time with the San Francisco 49ers, Tennessee Titans, and Washington Commanders (2022-2025); notably recorded his first career NFL reception on a 49-yard touchdown pass from Will Levis in Week 18 of the 2024 season and added two receptions for 23 yards in three games for Washington in 2025.
- A standout at both Washington State and Oklahoma State (2017-2021) who amassed 2,810 yards and 28 touchdowns over five seasons; he earned Second-Team All-Big 12 honors in 2021 after leading the conference with 1,046 receiving yards and capped his college career with a three-touchdown performance in the Fiesta Bowl.
- Ranks #5 in the UFL with 86 receiving yards.

BRAD ROBBINS

P



27 • 6-1 • 218

Hometown:
Westerville, OH

College:
Michigan

83

- Originally a sixth-round pick (No. 192 overall) by the Cincinnati Bengals in the 2023 NFL Draft; he served as the primary punter for the Bengals during his rookie season, appearing in 17 games and averaging 44.3 yards per punt with 20 kicks downed inside the 20-yard line.
- A three-time All-Big Ten selection (2020-2022) at the University of Michigan, where he finished his career ranked second in program history in career punting average (43.0 yards); he was a finalist for the Ray Guy Award in 2021 and played a vital role in the Wolverines' back-to-back Big Ten Championships.

GUNNAR OAKES

TE



26 • 6-4 • 256

Hometown:
Swanton, OH

College:
Eastern Michigan

84

- Named to the All-UFL Team in 2025 after recording 14 receptions for 162 yards and two touchdowns.
- Signed a three-year contract with the Detroit Lions in August 2025 following his breakout UFL campaign; he spent the 2025 NFL preseason with the franchise and previously attended rookie minicamp with the Atlanta Falcons.
- A prolific six-year contributor for the EMU Eagles (2017-2022) who appeared in 49 career games; he finished his collegiate career with 56 receptions for 621 yards and two touchdowns, notably helping lead the program to its first bowl victory since 1987 in his final game.

CAM MCDONALD

TE



26 • 6-4 • 237

Hometown:
Long Beach, CA

College:
Florida State

87

- Transitioned to the spring leagues after spending time with the Green Bay Packers and Los Angeles Rams (2023) as an undrafted free agent; his professional resume also includes a stint with the Hamilton Tiger-Cats in the CFL (2024–2025).
- A five-year contributor for the Florida State Seminoles (2018–2022) who appeared in 58 career games, totaling 861 receiving yards and five touchdowns; he was a full-time starter in his final three seasons and was named to the 2021 Mackey Award Watch List, given to the nation's top tight end.

ALIZÉ MACK

TE



28 • 6-4 • 269

Hometown:
Las Vegas, NV

College:
Notre Dame

88

- NFL Veteran Pedigree: Originally a seventh-round draft pick (No. 231 overall) by the New Orleans Saints (2019); he has spent six seasons in the NFL on the active rosters or practice squads of the Steelers, Chiefs, Lions, and Packers, appearing in 12 career games.
- Notre Dame Standout: A highly-touted recruit who finished his career at the University of Notre Dame (2015–2018) with 68 receptions for 716 yards and four touchdowns; he earned John Mackey Award Watch List honors and was a key contributor to the Irish's 2018 College Football Playoff run.

CAEVEON PATTON

DE



27 • 6-1 • 290

Hometown:
Cuero, TX

College:
Texas State

96

- Two seasons with the San Antonio Brahmas (2024–2025), where he recorded 34 tackles and 6.0 sacks.
- All-XFL Defensive Anchor: Emerged as a premier spring football playmaker with the Orlando Guardians (2023), where he earned All-XFL honors after leading the league in tackles by a defensive lineman; his professional resume also includes NFL training camp and preseason stints with the Indianapolis Colts (2022) and Atlanta Falcons (2023).
- Texas State Record-Setter: A prolific five-year contributor at Texas State (2017–2021) who appeared in 44 games and totaled 179 career tackles, 11.5 tackles for loss, and 5.5 sacks; he earned All-Sun Belt Honorable Mention honors in 2019 after ranking fifth on the team with 61 total stops.

JERRON CAGE

DT



27 • 6-4 • 310

Hometown:
Cincinnati, OH

College:
Ohio State

97

- Marking a professional homecoming to Columbus for the former Buckeye standout; he joins the expansion roster following professional stints with the New Orleans Saints (2023) and the Montreal Alouettes in the CFL (2024).
- A battle-tested five-year veteran for the Ohio State Buckeyes (2018–2022) who appeared in 42 career games with five starts; he finished his collegiate career with 33 total tackles, 8.0 tackles for loss, and 3.0 sacks, notably starting in the 2021 College Football Playoff National Championship game against Alabama.
- Known for his ability to penetrate the interior, he recorded a career-high 12 tackles in 2022 and earned Big Ten Defensive Player of the Game honors following a dominant performance against Penn State (2021); prior to OSU, he was a unanimous four-star recruit and a two-time First-Team All-State selection in Ohio.

PATRICK JENKINS

NT



22 • 6-2 • 287

Hometown:
New Orleans, LA

College:
Tulane

98

- Originally selected by the DC Defenders in the 2026 UFL Draft before being traded to Columbus in February 2026 in exchange for tight end Briley Moore.
- Entered the professional ranks as an undrafted free agent in 2025, spending time with the Arizona Cardinals and the Atlanta Falcons practice squad after a standout performance at the New Orleans Saints' rookie minicamp.
- A three-year starter for the Tulane Green Wave (2022–2024) where he earned First-Team All-AAC honors twice (2023, 2024); he finished his collegiate career with 13 sacks and 28 tackles for loss, including a memorable safety against USC in the 2023 Cotton Bowl.

WALTER PALMORE

DT



29 • 6-3 • 339

Hometown:
Columbus, GA

College:
Missouri

99

- Joins the expansion roster after a productive three-season tenure with the Michigan Panthers (2022–2024), where he totaled 62 tackles and forced multiple fumbles as a key interior disruptor.
- A professional veteran who made his NFL debut with the Dallas Cowboys (2020) and spent additional time on the rosters of the Seattle Seahawks and Carolina Panthers (2021, 2024); he also appeared for the Houston Roughnecks in the XFL (2020).
- A former top-100 junior college transfer who became an anchor for the Missouri Tigers (2017–2018); he started all 13 games as a senior, recording 31 tackles and winning the program's Ed "Brick" Travis Interior Lineman of the Year Award.



COLUMBUS AVIATORS NUMERICAL ROSTER

ALPHABETICAL ROSTER

NO.	NAME	POS.	HT.	WT.	AGE	LAST COLLEGE	HOMETOWN
0	O'Neal Leon	SAF	6-1	212	27	Texas A&M	Cypress, TX
1	II Fields, Tony	MLB	6-1	220	26	West Virginia	Las Vegas, NV
2	Morton, Jalen	QB	6-4	226	28	Prairie View A&M	Pine Bluff, AR
3	Chism, KeKe	WR	6-4	215	27	Missouri	Daingerfield, TX
4	White, ZaQuandre	RB	6-1	206	27	South Carolina	Cape Coral, FL
5	Lovett, John	RB	5-11	215	26	Penn State	Burlington City, NJ
6	Wells, Antwane	WR	6-0	204	24	Ole Miss	Richmond, VA
7	Moore, Jaylon	WR	6-2	198	28	Tennessee-Martin	Memphis, TN
8	McClendon, Jalan	QB	6-4	222	30	Baylor	Charlotte, NC
9	Smith, Cam	CB	6-0	183	25	South Carolina	Blythewood, SC
10	Dawkins, Noah	OLB	6-1	239	28	The Citadel	Spartanburg, SC
11	Thompkins, Fred	ILB	5-10	217	-	UNLV	Paso Robles, CA
12	Sayin, Aidan	QB	6-2	200	23	Penn	Carlsbad, CA
13	Fortune, O'Donnell	CB	6-0	189	24	South Carolina	Sumter, SC
14	DuBose, Grant	WR	6-3	200	24	Charlotte	Montgomery, AL
15	Dent, Akeem	FS	5-11	199	26	Florida State	Pahokee, FL
17	Brown, Yulkeith	WR	5-10	162	22	Tulane	Miami, FL
20	*Jackson, Storey	LB	6-1	228	27	Liberty	Kansas City, KS
21	Miller Jr., D.J.	CB	5-10	193	25	Kent State	O'Fallon, MO
22	Jones, Tre'Von	CB	5-11	172	-	Minnesota	Warrenton, NC
23	Shelton, Nehemiah	CB	6-0	185	-	San Jose State	Gardena, CA
27	Monday, Smoke	CB	6-2	206	26	Auburn	Atlanta, GA
28	Woods, Kyree	CB	6-0	190	28	San Diego State	Mesa, AZ
30	Benson, Xavier	LB	6-2	230	25	Oklahoma State	Texarkana, TX
32	Whitehead Jr., Kedrick	CB	5-10	206	26	Delaware	Middletown, DE
33	Black, Henry	SS	6-1	205	29	Baylor	Shreveport, LA
35	Taua, Toa	RB	5-8	225	26	Nevada	Lompoc, CA
40	Coe, Ryan	K	6-2	230	24	California	McDonald, PA
41	Lawson, Michael	CB	5-10	185		Western Illinois	Hayward, CA
48	Willekes, Kenny	DE	6-3	263	28	Michigan State	Rockford, MI
50	Bunch, Payton	LS	6-3	238	25	Virginia	Pendleton, SC
52	Plant Jr., Adam	DE	6-5	255	26	UNLV	Los Angeles, CA
56	Stone Jr., Ron	DE	6-3	257	25	Washington State	San Jose, CA
57	Walker, Jailin	MLB	6-0	219	23	Indiana	Richmond, VA
58	Harris, Bless	T	6-4	325	25	TCU	New Orleans, LA
64	Glaser, Chris	G	6-4	306	26	Virginia	Honolulu, HI
65	Quarshie, Wisdom	G	6-2	310	-	Temple	Winslow, NJ
67	Monteiro, Aaron	G	6-6	339	28	Boston College	Brockton, MA
69	Cabral, Cohl	C	6-5	305	28	Arizona	Rancho Cucamonga, CA
71	Farniok, Matt	G	6-5	325	28	Nebraska	Sioux Falls, SD
75	Nelson, Ryan	T	6-6	338	26	Virginia	Buena Park, CA
77	Filiaga, Chuck	OL	6-5	363	28	Minnesota	Aledo, TX
81	Martin, Tay	WR	6-1	186	28	Oklahoma State	Houma, LA
83	Robbins, Brad	P	6-1	218	27	Michigan	Westerville, OH
84	Oakes, Gunnar	TE	6-4	256	26	Eastern Michigan	Swanton, OH
87	McDonald, Cam	TE	6-4	237	26	Florida State	Long Beach, CA
88	Mack, Alize	TE	6-4	269	28	Notre Dame	Las Vegas, NV
96	Patton, Caeveon	DE	6-1	290	27	Texas State	Cuero, TX
97	Cage, Jerron	DT	6-4	310	27	Ohio State	Cincinnati, OH
98	Jenkins, Patrick	NT	6-2	287	22	Tulane	New Orleans, LA
99	Palmore, Walter	DT	6-3	339	29	Missouri	Columbus, GA

* Injured Reserve

NO. - NAME - POSITION
30 - Benson, Xavier - LB
33 - Black, Henry - SS
17 - Brown, Yulkeith - WR
50 - Bunch, Payton - LS
69 - Cabral, Cohl - C
97 - Cage, Jerron - DT
3 - Chism, KeKe - WR
40 - Coe, Ryan - K
10 - Dawkins, Noah - OLB
15 - Dent, Akeem - FS
14 - DuBose, Grant - WR
71 - Farniok, Matt - G
77 - Filiaga, Chuck - OL
1 - Fields, Tony II - MLB
13 - Fortune, O'Donnell - CB
64 - Glaser, Chris - G
58 - Harris, Bless - T
*20 - Jackson, Storey - LB
98 - Jenkins, Patrick - NT
22 - Jones, Tre'Von - CB
41 - Lawson, Michael - CB
5 - Lovett, John - RB
88 - Mack, Alize - TE
81 - Martin, Tay - WR
8 - McClendon, Jalan - QB
87 - McDonald, Cam - TE
21 - Miller Jr., D.J. - CB
27 - Monday, Smoke - CB
67 - Monteiro, Aaron - G
7 - Moore, Jaylon - WR
2 - Morton, Jalen - QB
75 - Nelson, Ryan - T
84 - Oakes, Gunnar - TE
0 - O'Neal Leon - SAF
99 - Palmore, Walter - DT
96 - Patton, Caeveon - DE
52 - Plant Jr., Adam - DE
65 - Quarshie, Wisdom - G
83 - Robbins, Brad - P
12 - Sayin, Aidan - QB
23 - Shelton, Nehemiah - CB
9 - Smith, Cam - CB
56 - Stone Jr., Ron - DE
35 - Taua, Toa - RB
18 - Taylor, Roc - WR
11 - Thompkins, Fred - ILB
57 - Walker, Jailin - MLB
6 - Wells, Antwane - WR
4 - White, ZaQuandre - RB
32 - Whitehead Jr., Kedrick - CB
48 - Willekes, Kenny - DE
28 - Woods, Kyree - CB

* Injured Reserve



Columbus Aviators 2026 Season Stats

Game Results

(As of Apr 13, 2026)

DATE	OPPONENT	SITE	SCORE	OVERALL	START
03-29-26	Orlando Storm	Orlando,FL	L 16-23	0-1	08:00 PM ET
04-03-26	DC Defenders	Columbus,OH	L 26-44	0-2	08:00 PM ET
04-12-26	Dallas Renegades	Frisco,TX	L 23-28	0-3	12:00 PM ET

COLUMBUS AVIATORS RECORDS

Overall	0-3
Home	0-1
Away	0-2
Current Streak	0

Columbus Aviators 2026 Season Stats
Team Statistics
(As of Apr 13, 2026)



TEAM STATISTICS	CLB	OPP
SCORING	65	95
Points Per Game	21.7	31.7
Points Off Turnovers	20	14
FIRST DOWNS	64	57
Rushing	23	24
Passing	35	24
Penalty	6	9
RUSHING YARDAGE	354	451
Yards gained rushing	372	469
Yards lost rushing	18	18
Rushing Attempts	67	83
Average Per Rush	5.3	5.4
Average Per Game	118.0	150.3
TDs Rushing	4	7
PASSING YARDAGE	531	449
Comp - Att - Int	70-104-4	43-63-1
Average Per Pass	5.1	7.1
Average Per Catch	7.6	10.4
Average Per Game	177.0	149.7
TDs Passing	4	4
TOTAL OFFENSE	885	900
Total Plays	181	153
Average Yards Per Play	4.9	5.9
Average Plays Per Game	60.3	51.0
Average Yards Per Game	295.0	300.0
KICK RETURNS: #-Yards	11-300	8-179
PUNT RETURNS: #-Yards	4-41	4-8
INT RETURNS: #-Yards	1-11	4-49
KICK RETURN AVERAGE	27.3	22.4
PUNT RETURN AVERAGE	10.3	2.0
INT RETURNS: #-Yards	1-11	4-49
INT RETURN AVERAGE	11.0	12.3
FUMBLES-LOST	7-3	4-2
PENALTIES-Yards	20-144	18-125
Average Penalties Per Game	6.7	6.0
Average Yards Per Game	48.0	41.7
PUNTS-Yards	5-241	7-290
Average Per Punt	48.2	41.4
Net Punting Average	46.6	35.6
KICKOFFS-Yards	13-787	19-1144
Average Per Kick	60.5	60.2
Net Kicking Average	46.8	44.4
TIME OF POSSESSION/Game	32:14	27:46
3RD - DOWN Conversions	10-31	10-27
3rd - Down Pct	32%	37%
4th - DOWN Conversions	4-7	3-6
4th - Down Pct	57%	50%
SACKS BY-Yards	7-37	10-68
MISC YARDS	0	0
TOUCHDOWNS SCORED	8	12
FIELD GOALS MADE-ATTEMPTED	4-6	4-4
4-PT FIELD GOALS MADE-ATT	1-3	1-1
RED-ZONE SCORES	(8-12) 67%	(9-13) 69%
RED-ZONE SCORING	(8-12) 67%	(9-13) 69%
ALTERNATIVE KICKS	(0-2) 0%	(0-0) 0%
1PT CONVERSION-ATTEMPTS	0-0 (0%)	0-0 (0%)
2PT CONVERSION-ATTEMPTS	0-2 (0%)	0-1 (0%)
3PT CONVERSION-ATTEMPTS	0-1 (0%)	0-0 (0%)



SCORE BY QUARTERS	1ST	2ND	3RD	4TH	OT	TOTAL
Columbus Aviators	20	10	13	22	0	65
Opponents	13	34	42	6	0	95

Columbus Aviators 2026 Season Stats
Individual Statistics - Offense
(As of Apr 13, 2026)



RUSHING	GP	ATT	GAIN	LOSS	NET	AVG	TD	LNG	AVG/GM
MCCLENDON, Jalan	3	17	109	0	109	6.4	1	13	36.3
TAUA, Toa	3	18	89	2	87	4.8	0	12	29.0
WHITE, Zaquandre	3	12	90	9	81	6.8	2	42	27.0
LOVETT, John	3	17	73	4	69	4.1	1	29	23.0
MOORE, Jaylon	3	1	7	0	7	7.0	0	7	2.3
MORTON, Jalen	2	2	4	3	1	0.5	0	4	0.5
Total	3	67	372	18	354	5.3	4	42	118.0
Opponents	3	83	469	18	451	5.4	7	48	150.3

PASSING	GP	EFF	C-A-I	PCT	YDS	TD	LNG	AVG/G
MCCLENDON, Jalan	3	123.80	70-103-3	68.0	599	4	26	199.7
MORTON, Jalen	2	-200.00	0-1-1	0.0	0	0	0	0.0
Total	3	115.20	70-104-4	67.3	531	4	26	177.0
Opponents	3	145.90	43-63-1	68.3	449	4	79	149.7

RECEIVING	GP	NO.	YDS	AVG	TD	LNG	AVG/GM
MARTIN, Tay	3	18	192	10.7	1	26	64.0
WELLS, Antwane	3	11	118	10.7	1	22	39.3
CHISM, Keke	3	8	61	7.6	0	12	20.3
WHITE, Zaquandre	3	6	48	8.0	0	14	16.0
MOORE, Jaylon	3	5	47	9.4	0	22	15.7
MACK, Alize	3	5	42	8.4	1	17	14.0
OAKES, Gunnar	3	5	31	6.2	0	10	10.3
TAUA, Toa	3	5	25	5.0	0	10	8.3
LOVETT, John	3	4	17	4.3	1	12	5.7
TAYLOR, Roc	2	2	23	11.5	0	18	11.5
NELSON, Ryan	3	1	-5	-5.0	0	-5	-1.7
Total	3	70	599	8.6	4	26	199.7
Opponents	3	43	486	11.3	4	79	162.0



Columbus Aviators 2026 Season Stats
Individual Statistics - Returns
(As of Apr 13, 2026)

PUNT RETURNS	NO.	YDS	AVG	TD	LNG
WELLS, Antwane	4	41	10.3	0	19
Total	4	41	10.3	0	19
Opponents	4	8	2.0	0	6

INTERCEPTIONS	NO.	YDS	AVG	TD	LNG
LAWSON, Michael	1	11	11.0	0	11
Total	1	11	11.0	0	11
Opponents	4	49	12.3	1	17

KICK RETURNS	NO.	YDS	AVG	TD	LNG
WHITE, Zaquandre	6	177	29.5	0	52
MOORE, Jaylon	3	72	24.0	0	29
JONES, Tre'Von	2	51	25.5	0	33
Total	11	300	27.3	0	52
Opponents	8	179	22.4	0	31

FUMBLE RETURNS	NO.	YDS	AVG	TD	LNG
JACKSON, Storey	1	0	0.0	0	0
CABRAL, Cohl	1	0	0.0	0	0
FARNIOK, Matt	1	0	0.0	0	0
NELSON, Ryan	1	0	0.0	0	0
MARTIN, Tay	1	0	0.0	0	0
Total	0	0	0	0	0
Opponents	0	0	0	0	0



Columbus Aviators 2026 Season Stats
Individual Statistics - All Purpose and Scoring
(As of Apr 13, 2026)

All-Purpose Yardage

TOTAL OFFENSE	G	PLAYS	RUSH	PASS	TOTAL	AVG/G
MCCLENDON, Jalan	3	120	109	599	708	236.0
TAUA, Toa	3	18	87	0	87	29.0
WHITE, Zaquandre	3	12	81	0	81	27.0
LOVETT, John	3	17	69	0	69	23.0
MOORE, Jaylon	3	1	7	0	7	2.3
MORTON, Jalen	2	3	1	0	1	0.5
Total	3	171	354	531	885	295.0
Opponent	3	146	451	449	900	300.0

SCORING	TD	FG	1PT PAT		2PT PAT		3PT PAT		DEFENSE				PTS
			KICK	RUSH	RCV	RUSH	RCV	1PT	2PT	3PT	SAF		
WHITE, Zaquandre	2	-	0	0	0	0	0	0	-	-	-	-	12
LOVETT, John	2	-	0	0	0	0	0	0	-	-	-	-	12
WELLS, Antwane	1	-	0	0	0	0	0	0	-	-	-	-	6
MCCLENDON, Jalan	1	-	0	0	0	0	0	0	-	-	-	-	6
MARTIN, Tay	1	-	0	0	0	0	0	0	-	-	-	-	6
MACK, Alize	1	-	0	0	0	0	0	0	-	-	-	-	6
COE, Ryan	0	4-6	5	0	0	0	0	0	-	-	-	-	5
Total	8	4	5	0	0	0	0	0	0	0	0	0	65
Opponents	12	4	11	0	0	0	0	0	0	0	0	0	95

PATS	1PT PAT		2PT PAT			3PT PAT			DEFENSE			PTS
	KICK	RUSH	RUSH	RCV	PASS	RUSH	RCV	PASS	1PT	2PT	3PT	
MCCLENDON, Jalan	0-0	0-0	0-0	0-0	0-2	0-0	0-0	0-1	-	-	-	0
WHITE, Zaquandre	0-0	0-0	0-0	0-1	0-0	0-0	0-0	0-0	-	-	-	0
TAYLOR, Roc	0-0	0-0	0-0	0-1	0-0	0-0	0-0	0-0	-	-	-	0
COE, Ryan	5-5	0-0	0-0	0-0	0-0	0-0	0-0	0-0	-	-	-	0
Total	5-5	0-0	-	0-2	0-0	-	0-1	0-0	0-0	0-0	0-0	5
Opponents	11-11	0-0	-	0-1	0-0	-	0-0	0-0	0-0	0-0	0-0	11



Columbus Aviators 2026 Season Stats
Overall Defensive Statistics
(As of Apr 13, 2026)

##	DEFENSIVE LEADERS	GP	Tackles				Sacks		Pass Defense			Fumbles			BK	SAF
			UA	A	TOT	TFL/YDS	NO	YDS	INT	IRYDS	BRUP	FF	FR	YDS		
11	THOMPCKINS, Fred	3	13	9	22	0-0	0	0	0	0	1	0	0	0	0	0
01	II, Tony Fields	3	8	14	22	1-2	0	0	0	0	0	0	0	0	0	0
48	WILLEKES, Kenny	3	10	5	15	2-11	1.5	9	0	0	0	0	0	0	0	0
33	BLACK, Henry	3	9	6	15	0-3	0	0	0	0	0	0	0	0	0	0
41	LAWSON, Michael	2	10	3	13	1-1	0	0	1	11	1	0	0	0	0	0
56	JR., Ron Stone	3	5	7	12	3-20	3.5	20	0	0	0	0	0	0	0	0
21	JR., D.J. Miller	3	8	2	10	1-3	0	0	0	0	2	0	0	0	0	0
10	DAWKINS, Noah	3	5	4	9	1-1	0	0	0	0	0	0	0	0	0	0
13	FORTUNE, O'Donnell	3	5	4	9	0-3	0	0	0	0	1	0	0	0	0	0
98	JENKINS, Patrick	3	3	5	8	1-2	0	0	0	0	0	0	0	0	0	0
28	WOODS, Kyree	3	5	1	6	0-0	0	0	0	0	0	0	0	0	0	0
15	DENT, Akeem	2	3	3	6	0-1	0	0	0	0	0	0	0	0	0	0
32	JR., Kedrick Whitehead	2	2	4	6	0-0	0	0	0	0	0	0	0	0	0	0
09	SMITH, Cam	3	3	1	4	1-3	0	0	0	0	0	0	0	0	0	0
22	JONES, Tre'Von	2	3	0	3	0-0	0	0	0	0	0	0	0	0	0	0
23	SHELTON, Nehemiah	3	3	0	3	0-0	0	0	0	0	0	0	0	0	0	0
52	JR., Adam Plant	3	3	0	3	2-6	1	5	0	0	0	0	0	0	0	0
30	BENSON, Xavier	3	1	2	3	0-0	0	0	0	0	0	0	0	0	0	0
20	JACKSON, Storey	2	1	1	2	0-0	0	0	0	0	0	0	1	0	0	0
97	CAGE, Jerron	2	1	1	2	0-0	0	0	0	0	0	0	0	0	0	0
99	PALMORE, Walter	3	1	1	2	0-0	0.5	0	0	0	0	0	0	0	0	0
96	PATTON, Caeveon	3	0	2	2	0-0	0.5	2	0	0	1	0	0	0	0	0
06	WELLS, Antwane	3	1	0	1	0-0	0	0	0	0	0	1	0	0	0	0
03	CHISM, Keke	3	0	1	1	0-0	0	0	0	0	0	0	0	0	0	0
67	MONTEIRO, Aaron	3	0	1	1	0-0	0	0	0	0	0	0	0	0	0	0
Total		3	103	77	180	13-56	7	37	1	11	6	1	1	0	0	0
Opponents		3	130	75	205	14-75	10	68	4	49	16	7	3	32	0	0



Columbus Aviators 2026 Season Stats
Overall Individual Statistics - Field Goals
(As of Apr 13, 2026)

FIELD GOALS	FG	PCT.	01-19	20-29	30-39	40-49	50-59	60+	LONG	BLKD
COE, Ryan	4-6	66.7	0-0	0-0	0-0	0-0	0-0	0-0	53	0
Total	4-6	66.7	0-0	0-0	3-3	0-0	1-3	0-0	53	0
Opponents	4-4	100.0	0-0	1-1	2-2	0-0	1-1	0-0	55	0

FG Sequence	Columbus Aviators				Opponents			
	DIST	RES	QTR	CLOCK	DIST	RES	QTR	CLOCK
Orlando Storm	35	GOOD	1	9:08	55	GOOD	2	00:00
	37	GOOD	1	1:52				
	33	GOOD	4	14:55				
DC Defenders	51	MISS	2	9:44	35	GOOD	2	14:23
					25	GOOD	4	8:12
					32	GOOD	4	1:56
Dallas Renegades	50	MISS	1	00:20				
	53	GOOD	2	4:26				



Columbus Aviators 2026 Season Stats
Overall Individual Statistics - Special Teams
(As of Apr 13, 2026)

PUNTING	NO	YDS	AVG	LNG	TB	FC	IN20
ROBBINS, Brad	5	241	48.2	56	0	0	2
Total	5	241	48.2	56	0	0	2
Opponents	7	290	41.4	56	1	0	2

KICKOFFS	NO	YDS	AVG	TB	OB	RETN	NET
COE, Ryan	13	787	60.5	3	0	--	--
Total	13	787	60.5	3	0	22.4	38.1
Total	19	1144	60.2	3	2	27.3	32.9



Columbus Aviators 2026 Season Stats

Team Game-by-Game

(As of Apr 13, 2026)

Offense		Rushing			Receiving			Passing			Kick Returns			Punt Returns			Tot Pts	Pts						
DATE	OPPONENT	NO	YDS	TD	LNG	NO	YDS	TD	LNG	C-A-I	YDS	TD	LNG	NO	YDS	TD	LNG	NO	YDS	TD	LNG	OFF	TO	SCRD
03-29-26	Orlando Storm	22	120	1	42	21	212	0	22	21-32-0	195	0	22	3	100	0	39	0	0	0	0	315	0	16
04-03-26	DC Defenders	25	160	2	29	23	157	2	26	23-38-2	122	2	26	6	130	0	29	0	0	0	0	282	7	26
04-12-26	Dallas Renegades	20	74	1	8	26	230	2	22	26-34-2	214	2	22	2	70	0	52	4	41	0	19	288	7	23
Games Played: 3		67	354	4	42	70	599	4	26	70-104-4	531	4	26	11	300	0	52	4	41	0	19	885	14	65
		Per Att	5.3				Per Cth	8.6	Eff: 115.20 Y/G: 177.0			Avg	27.3	Avg 10.3			295.0							
Opponent Totals		83	451	7	48	43	486	4	79	43-63-1	449	4	79	8	179	0	31	4	8	0	6	900	20	95
		Per Att	5.4				Per Cth	11.3	Eff: 145.90 Y/G: 149.7			Avg	22.4	Avg 2.0			300.0							

Defense		Tackles				Sacks		Fumbles			Pass Defense			Blkd	PAT Attempts			Pts		
DATE	OPPONENT	UA	A	TOTAL	TFL-YDS	NO	YDS	FF	FR	YDS	INT	YDS	BRUP	KICK	KICK	RUSH	PASS	TO	SAF	ALLW
03-29-26	Orlando Storm	42	27	69	6-35	4	23	0	0	0	0	0	1	0	1-1	0-0	0-0	1	0	23
04-03-26	DC Defenders	34	19	53	4-14	1	9	1	1	0	1	11	1	0	2-2	0-0	0-1	4	0	44
04-12-26	Dallas Renegades	27	31	58	3-7	2	5	0	0	0	0	0	4	0	2-2	0-0	0-1	2	0	28
Games Played: 3		103	77	180	13-56	7	37	1	1	0	1	11	6	0	5-5	0-0	0-2	7	0	95
Opponent Totals		130	75	205	14-75	10	68	7	3	32	4	49	16	0	11-11	0-0	0-1	3	0	65

Special Teams		Punting							Field Goals			Kickoffs				
DATE	OPPONENT	NO	YDS	AVG	LONG	BLKD	TB	I20	M-A	LONG	BLKD	NO	YDS	AVG	TB	OB
03-29-26	Orlando Storm	1	53	53.0	53	0	0	1	3-3	37	0	5	334	66.8	2	0
04-03-26	DC Defenders	2	88	44.0	45	0	0	0	0-1	0	0	4	230	57.5	1	0
04-12-26	Dallas Renegades	2	100	50.0	56	0	0	1	1-2	53	0	4	223	55.8	0	0
Games Played: 3		5	241	48.2	56	0	0	2	4-6	53	0	13	787	60.5	3	0
Opponent Totals		7	290	41.4	56	0	1	2	4-4	55	0	19	1144	60.2	3	2



Columbus Aviators 2026 Season Stats Opponent Game-by-Game (As of Apr 13, 2026)

Offense		Rushing			Receiving			Passing			Kick Returns			Punt Returns			Tot Pts			
DATE	OPPONENT	NO	YDS	TD	LNG	NO	YDS	TD	LNG	C-A-I	YDS	TD	LNG	NO	YDS	TD	LNG	OFF	TO	SCRD
03-29-26	Orlando Storm	29	139	2	28	17	240	1	79	17-22-0	217	1	79	3	67	0	31	356	6	23
04-03-26	DC Defenders	36	229	4	48	8	99	1	32	8-11-1	90	1	32	2	47	0	28	319	7	44
04-12-26	Dallas Renegades	18	83	1	30	18	147	2	20	18-30-0	142	2	20	3	65	0	29	225	7	28
Games Played: 3		83	451	7	48	43	486	4	79	43-63-1	449	4	79	8	179	0	31	900	20	95
		Per Att	5.4			Per Cth	11.3			Eff: 145.90	Y/G: 149.7	Avg 22.4		Avg 2.0		300.0				
Columbus Aviators Totals		67	354	4	42	70	599	4	26	70-104-4	531	4	26	11	300	0	52	885	14	65
		Per Att	5.3			Per Cth	8.6			Eff: 115.20	Y/G: 177.0	Avg 27.3		Avg 10.3		295.0				

Defense		Tackles				Sacks		Fumbles			Pass Defense			Blkd	PAT Attempts			Pts		
DATE	OPPONENT	UA	A	TOTAL	TFL-YDS	NO	YDS	FF	FR	YDS	INT	YDS	BRUP	KICK	KICK	RUSH	PASS	TO	SAF	ALLW
03-29-26	Orlando Storm	41	25	66	4-14	3	17	2	1	0	0	0	4	0	2-2	0-0	0-1	0	0	16
04-03-26	DC Defenders	47	26	73	7-43	4	35	3	2	32	2	14	8	0	5-5	0-0	0-0	3	0	26
04-12-26	Dallas Renegades	42	24	66	3-18	3	16	2	0	0	2	35	4	0	4-4	0-0	0-0	0	0	23
Games Played: 3		130	75	205	14-75	10	68	7	3	32	4	49	16	0	11-11	0-0	0-1	3	0	65
Columbus Aviators Totals		103	77	180	13-56	7	37	1	1	0	1	11	6	0	5-5	0-0	0-2	7	0	95

Special Teams		Punting								Field Goals			Kickoffs				
DATE	OPPONENT	NO	YDS	AVG	LONG	BLKD	TB	I20	M-A	LONG	BLKD	NO	YDS	AVG	TB	OB	
03-29-26	Orlando Storm	2	83	41.5	56	0	1	0	1-1	55	0	4	227	56.8	0	0	
04-03-26	DC Defenders	0	0	0	0	0	0	0	3-3	35	0	9	593	65.9	2	0	
04-12-26	Dallas Renegades	5	207	41.4	49	0	0	2	0-0	0	0	6	324	54.0	1	2	
Games Played: 3		7	290	41.4	56	0	1	2	4-4	55	0	19	1144	60.2	3	2	
Columbus Aviators Totals		5	241	48.2	56	0	0	2	4-6	53	0	13	787	60.5	3	0	

Columbus Aviators Individual Game Highs

Rushes	10	TAUA, Toa at Orlando Storm (03-29-26)
Yards Rushing	55	MCCLENDON, Jalan vs. DC Defenders (04-03-26)
TD Rushes	1	WHITE, Zaquandre at Orlando Storm (03-29-26)
	1	WHITE, Zaquandre vs. DC Defenders (04-03-26)
	1	MCCLENDON, Jalan vs. DC Defenders (04-03-26)
	1	LOVETT, John at Dallas Renegades (04-12-26)
Long Rush	42	WHITE, Zaquandre at Orlando Storm (03-29-26)
Rushing Average (Min. 5)	6.9 55-8	MCCLENDON, Jalan vs. DC Defenders (04-03-26)
Pass attempts	37	MCCLENDON, Jalan vs. DC Defenders (04-03-26)
Pass completions	26	MCCLENDON, Jalan at Dallas Renegades (04-12-26)
Yards passing	230	MCCLENDON, Jalan at Dallas Renegades (04-12-26)
TD Passes	2	MCCLENDON, Jalan vs. DC Defenders (04-03-26)
	2	MCCLENDON, Jalan at Dallas Renegades (04-12-26)
Interceptions Thrown	2	MCCLENDON, Jalan at Dallas Renegades (04-12-26)
Long Pass	26	MCCLENDON, Jalan vs. DC Defenders (04-03-26)
Times Sacked	4	MCCLENDON, Jalan vs. DC Defenders (04-03-26)
Passing Average (Min. 5)	6.8 230-34	MCCLENDON, Jalan at Dallas Renegades (04-12-26)
Completion Average (Min. 5)	10.1 212-21	MCCLENDON, Jalan at Orlando Storm (03-29-26)
Completion Percentage (Min. 5)	76.5 26-34	MCCLENDON, Jalan at Dallas Renegades (04-12-26)
Receptions	7	MARTIN, Tay at Orlando Storm (03-29-26)
Targets	8	MARTIN, Tay at Orlando Storm (03-29-26)
	8	CHISM, Keke at Dallas Renegades (04-12-26)
Yards Receiving	86	MARTIN, Tay at Orlando Storm (03-29-26)
TD Receptions	1	MARTIN, Tay vs. DC Defenders (04-03-26)
	1	MACK, Alize vs. DC Defenders (04-03-26)
	1	LOVETT, John at Dallas Renegades (04-12-26)
	1	WELLS, Antwane at Dallas Renegades (04-12-26)
Long Reception	26	MARTIN, Tay vs. DC Defenders (04-03-26)
Field Goals made	3	COE, Ryan at Orlando Storm (03-29-26)
Field Goals attempted	3	COE, Ryan at Orlando Storm (03-29-26)
Long Field Goal Made	53	COE, Ryan at Dallas Renegades (04-12-26)
PAT Kick Made	2	COE, Ryan vs. DC Defenders (04-03-26)
	2	COE, Ryan at Dallas Renegades (04-12-26)
PAT Kick Att	2	COE, Ryan vs. DC Defenders (04-03-26)
	2	COE, Ryan at Dallas Renegades (04-12-26)
Points Scored	12	LOVETT, John at Dallas Renegades (04-12-26)
Punts	2	ROBBINS, Brad vs. DC Defenders (04-03-26)
	2	ROBBINS, Brad at Dallas Renegades (04-12-26)
Long Punt	56	ROBBINS, Brad at Dallas Renegades (04-12-26)
Punts Inside 20	1	ROBBINS, Brad at Orlando Storm (03-29-26)
	1	ROBBINS, Brad at Dallas Renegades (04-12-26)
Long Punt Return	19	WELLS, Antwane at Dallas Renegades (04-12-26)
Long Kickoff Return	52	WHITE, Zaquandre at Dallas Renegades (04-12-26)
Long Interception Return	11	LAWSON, Michael vs. DC Defenders (04-03-26)
Total Tackles	10	THOMPSON, Fred at Orlando Storm (03-29-26)
Tackles For Loss	2	PLANT JR., Adam at Orlando Storm (03-29-26)
	2	STONE JR., Ron at Orlando Storm (03-29-26)
Tackles For Loss Yards	11	STONE JR., Ron at Orlando Storm (03-29-26)
Sacks	2	STONE JR., Ron at Orlando Storm (03-29-26)



Sack Yards	11	STONE JR., Ron at Orlando Storm (04-09-26)
Interceptions	1	LAWSON, Michael vs. DC Defenders (04-03-26)
Pass Breakups	2	MILLER JR., D.J. at Dallas Renegades (04-12-26)
Forced Fumbles	1	WELLS, Antwane vs. DC Defenders (04-03-26)
Fumble Recoveries	1	JACKSON, Storey vs. DC Defenders (04-03-26)

Columbus Aviators Opponent Individual Game Highs

Rush Attempts	15	CORBIN, Jashaun vs Orlando Storm (03-29-26)
Rushing Yards	97	JACKSON, Deon vs DC Defenders (04-03-26)
TD Rushes	3	JACKSON, Deon vs DC Defenders (04-03-26)
Long Rush	48	JACKSON, Deon vs DC Defenders (04-03-26)
Pass Attempts	30	REED, Austin vs Dallas Renegades (04-12-26)
Pass Completions	18	REED, Austin vs Dallas Renegades (04-12-26)
Passing Yards	240	PLUMMER, Jack vs Orlando Storm (03-29-26)
TD Passes	2	REED, Austin vs Dallas Renegades (04-12-26)
Long Pass	79	PLUMMER, Jack vs Orlando Storm (03-29-26)
Sacked	4	PLUMMER, Jack vs Orlando Storm (03-29-26)
Receptions	5	VAUGHNS, Tyler vs Dallas Renegades (04-12-26)
Targets	7	BURNETT, Deontay vs Dallas Renegades (04-12-26)
Long Reception	79	BADGER, Elijah vs Orlando Storm (03-29-26)
Field Goals Made	3	MCCRANE, Matt vs DC Defenders (04-03-26)
Field Goals Attempted	3	MCCRANE, Matt vs DC Defenders (04-03-26)
Long Field Goal Made	55	LANTZ, Michael vs Orlando Storm (03-29-26)
PAT Kick Attempts	5	MCCRANE, Matt vs DC Defenders (04-03-26)
PAT Kick Made	5	MCCRANE, Matt vs DC Defenders (04-03-26)
Punts	5	THEAKER, Colton vs Dallas Renegades (04-12-26)
Punting Average	41.5	BROWNING, Jack vs Orlando Storm (2026-03-29)
Long Punt	56	BROWNING, Jack vs Orlando Storm (03-29-26)
Punts Inside 20-yd line	2	THEAKER, Colton vs Dallas Renegades (04-12-26)
Long Punt Return	6	COUTEE, Keke vs DC Defenders (04-03-26)
Long Kickoff Return	31	CORBIN, Jashaun vs Orlando Storm (03-29-26)
Long Interception Return	17	HARRIS, Ajene vs Dallas Renegades (04-12-26)
Sack Yards	12	BASHAM, Boogie vs DC Defenders (04-03-26)
Pass Breakups	2	BOYE-DOE, Ekow vs DC Defenders (04-03-26)
	2	KIDD, Sam vs DC Defenders (04-03-26)
	2	WADE, Shaun vs Dallas Renegades (04-12-26)

Interceptions (by Defense)	1		vs. DC Defenders (04-03-26)
Pass Breakups	4		at Dallas Renegades (04-12-26)
3rd Down Conversions Made	4		at Orlando Storm (03-29-26)
	4		vs. DC Defenders (04-03-26)
3rd Down Conversions Att	11		at Orlando Storm (03-29-26)
	11		vs. DC Defenders (04-03-26)
3rd Down Conversions	36.4	4-11	at Orlando Storm (03-29-26)
	36.4	4-11	vs. DC Defenders (04-03-26)
4th Down Conversions Made	2		vs. DC Defenders (04-03-26)
4th Down Conversions Att	3		vs. DC Defenders (04-03-26)
4th Down Conversions	66.7	2-3	vs. DC Defenders (04-03-26)
Red Zone Attempts	5		at Orlando Storm (03-29-26)
Red Zone Scores	4		vs. DC Defenders (04-03-26)
Red Zone Percentage	100	4-4	vs. DC Defenders (04-03-26)
	100	3-3	at Dallas Renegades (04-12-26)
Time of Possession (secs)	2039		vs. DC Defenders (04-03-26)
TOP Margin (secs)	478		vs. DC Defenders (04-03-26)
Scoring Drives	4		at Orlando Storm (03-29-26)
	4		at Dallas Renegades (04-12-26)
10+ Play Drives	3		vs. DC Defenders (04-03-26)
75+ Yard Drives	2		at Orlando Storm (03-29-26)
5+ Min Drives	2		at Orlando Storm (03-29-26)
	2		vs. DC Defenders (04-03-26)
	2		at Dallas Renegades (04-12-26)
Drives started in opp territory	2		vs. DC Defenders (04-03-26)
Average Field Position	39		vs. DC Defenders (04-03-26)

Columbus Aviators 2026 Season Stats

**Game Superlatives
(As of Apr 13, 2026)**

Columbus Aviators Team Game Lows

Rushes	20		at Dallas Renegades (04-12-26)
Yards Rushing	74		at Dallas Renegades (04-12-26)
Rushing Average (Min. 3)	3.7	74-20	at Dallas Renegades (04-12-26)
TD Rushes	1		at Orlando Storm (03-29-26)
	1		at Dallas Renegades (04-12-26)
Stuffed Rushes	2		at Orlando Storm (03-29-26)
Pass Completions	21		at Orlando Storm (03-29-26)
Pass Attempts	32		at Orlando Storm (03-29-26)
Passing Yards	122		vs. DC Defenders (04-03-26)
Passing Average (Min. 3)	3.2	122-38	vs. DC Defenders (04-03-26)
Completion Average (Min. 3)	5.3	122-23	vs. DC Defenders (04-03-26)
Completion Percentage (Min. 10)	60.5	23-38	vs. DC Defenders (04-03-26)
TD Passes	2		vs. DC Defenders (04-03-26)
	2		at Dallas Renegades (04-12-26)
Sacked	3		at Orlando Storm (03-29-26)
	3		at Dallas Renegades (04-12-26)
Total Offensive Plays	57		at Orlando Storm (03-29-26)
	57		at Dallas Renegades (04-12-26)
Offensive Average	4.2		vs. DC Defenders (04-03-26)
Points	16		at Orlando Storm (03-29-26)
Margin of Victory	-18		vs. DC Defenders (04-03-26)
Touchdowns	1		at Orlando Storm (03-29-26)
Field Goals Made	1		at Dallas Renegades (04-12-26)
Field Goals Attempted	1		vs. DC Defenders (04-03-26)
PAT Kicks Made	1		at Orlando Storm (03-29-26)
PAT Kicks Attempted	1		at Orlando Storm (03-29-26)
Punts	1		at Orlando Storm (03-29-26)
Long Punt	45		vs. DC Defenders (04-03-26)
Punts Inside 20	1		at Orlando Storm (03-29-26)
	1		at Dallas Renegades (04-12-26)
First Downs	19		at Orlando Storm (03-29-26)
First Downs by Rush	5		at Dallas Renegades (04-12-26)
First Downs by Pass	10		vs. DC Defenders (04-03-26)
First Downs by Penalty	1		at Orlando Storm (03-29-26)
Penalties	4		at Orlando Storm (03-29-26)
Penalty Yards	26		at Orlando Storm (03-29-26)
Turnovers	1		at Orlando Storm (03-29-26)
Turnover Margin	1		at Orlando Storm (03-29-26)
	1		vs. DC Defenders (04-03-26)
Points Off Turnovers	7		vs. DC Defenders (04-03-26)
	7		at Dallas Renegades (04-12-26)
Interceptions Thrown	2		vs. DC Defenders (04-03-26)
	2		at Dallas Renegades (04-12-26)
Fumbles	2		at Orlando Storm (03-29-26)
	2		at Dallas Renegades (04-12-26)
Fumbles Lost	1		at Orlando Storm (03-29-26)
Tackles	53		vs. DC Defenders (04-03-26)
Tackles for Loss	3		at Dallas Renegades (04-12-26)
Sacks	1		vs. DC Defenders (04-03-26)



Interceptions (by Defense)	1		vs. DC Defenders (04-03-26)
Pass Breakups	1		at Orlando Storm (03-29-26)
	1		vs. DC Defenders (04-03-26)
3rd Down Conversions Made	2		at Dallas Renegades (04-12-26)
3rd Down Conversions Att	9		at Dallas Renegades (04-12-26)
3rd Down Conversions	22.2	2-9	at Dallas Renegades (04-12-26)
Red Zone Attempts	3		at Dallas Renegades (04-12-26)
Red Zone Scores	1		at Orlando Storm (03-29-26)
Red Zone Percentage	20	1-5	at Orlando Storm (03-29-26)
Time of Possession (secs)	1823		at Dallas Renegades (04-12-26)
TOP Margin (secs)	46		at Dallas Renegades (04-12-26)
Scoring Drives	3		vs. DC Defenders (04-03-26)
10+ Play Drives	2		at Orlando Storm (03-29-26)
	2		at Dallas Renegades (04-12-26)
75+ Yard Drives	1		vs. DC Defenders (04-03-26)
	1		at Dallas Renegades (04-12-26)
5+ Min Drives	2		at Orlando Storm (03-29-26)
	2		vs. DC Defenders (04-03-26)
	2		at Dallas Renegades (04-12-26)
Drives started in opp territory	1		at Dallas Renegades (04-12-26)
Average Field Position	34		at Orlando Storm (03-29-26)

Opponent Team Game Highs

Rushes	36		vs. DC Defenders (04-03-26)
Yards Rushing	229		vs. DC Defenders (04-03-26)
Rushing Average (Min. 3)	6.4	229-36	vs. DC Defenders (04-03-26)
TD Rushes	4		vs. DC Defenders (04-03-26)
Stuffed Rushes	7		at Orlando Storm (03-29-26)
	7		vs. DC Defenders (04-03-26)
Pass Completions	18		at Dallas Renegades (04-12-26)
Pass Attempts	30		at Dallas Renegades (04-12-26)
Passing Yards	217		at Orlando Storm (03-29-26)
Passing Average (Min. 3)	9.9	217-22	at Orlando Storm (03-29-26)
Completion Average (Min. 3)	12.8	217-17	at Orlando Storm (03-29-26)
Completion Percentage (Min. 10)	77.3	17-22	at Orlando Storm (03-29-26)
TD Passes	2		at Dallas Renegades (04-12-26)
Sacked	4		at Orlando Storm (03-29-26)
Total Offensive Plays	55		at Orlando Storm (03-29-26)
Offensive Average	6.6		vs. DC Defenders (04-03-26)
Points	44		vs. DC Defenders (04-03-26)
Margin of Victory	18		vs. DC Defenders (04-03-26)
Touchdowns	5		vs. DC Defenders (04-03-26)
Field Goals Made	3		vs. DC Defenders (04-03-26)
Field Goals Attempted	3		vs. DC Defenders (04-03-26)
PAT Kicks Made	5		vs. DC Defenders (04-03-26)
PAT Kicks Attempted	5		vs. DC Defenders (04-03-26)
Punts	5		at Dallas Renegades (04-12-26)
Punting Average (Min. 3)	41.4	207-5	at Dallas Renegades (04-12-26)
Long Punt	56		at Orlando Storm (03-29-26)
Punts Inside 20	2		at Dallas Renegades (04-12-26)
First Downs	22		at Orlando Storm (03-29-26)
First Downs by Rush	10		at Orlando Storm (03-29-26)
	10		vs. DC Defenders (04-03-26)
First Downs by Pass	10		at Orlando Storm (03-29-26)
First Downs by Penalty	4		vs. DC Defenders (04-03-26)
Penalties	11		at Dallas Renegades (04-12-26)
Penalty Yards	75		at Dallas Renegades (04-12-26)
Turnovers	3		vs. DC Defenders (04-03-26)
Turnover Margin	-1		at Orlando Storm (03-29-26)
	-1		vs. DC Defenders (04-03-26)
Points Off Turnovers	7		vs. DC Defenders (04-03-26)
	7		at Dallas Renegades (04-12-26)
Interceptions Thrown	1		vs. DC Defenders (04-03-26)
Fumbles	3		vs. DC Defenders (04-03-26)
Fumbles Lost	2		vs. DC Defenders (04-03-26)
Tackles	73		vs. DC Defenders (04-03-26)
Tackles for Loss	7		vs. DC Defenders (04-03-26)
Sacks	4		vs. DC Defenders (04-03-26)
Interceptions (by Defense)	2		vs. DC Defenders (04-03-26)
	2		at Dallas Renegades (04-12-26)
Pass Breakups	8		vs. DC Defenders (04-03-26)
3rd Down Conversions Made	4		at Dallas Renegades (04-12-26)



3rd Down Conversions Att	12		at Dallas Renegades (04-12-26)
3rd Down Conversions	42.9	3-7	vs. DC Defenders (04-03-26)
	37.5	3-8	at Orlando Storm (03-29-26)
4th Down Conversions Made	1		at Orlando Storm (03-29-26)
	1		vs. DC Defenders (04-03-26)
	1		at Dallas Renegades (04-12-26)
4th Down Conversions Att	3		at Orlando Storm (03-29-26)
4th Down Conversions	100	1-1	vs. DC Defenders (04-03-26)
Red Zone Attempts	6		vs. DC Defenders (04-03-26)
Red Zone Scores	3		at Orlando Storm (03-29-26)
	3		vs. DC Defenders (04-03-26)
	3		at Dallas Renegades (04-12-26)
Red Zone Percentage	100	3-3	at Dallas Renegades (04-12-26)
Time of Possession (secs)	1777		at Dallas Renegades (04-12-26)
TOP Margin (secs)	-46		at Dallas Renegades (04-12-26)
Scoring Drives	8		vs. DC Defenders (04-03-26)
10+ Play Drives	1		at Orlando Storm (03-29-26)
	1		vs. DC Defenders (04-03-26)
	1		at Dallas Renegades (04-12-26)
75+ Yard Drives	2		at Orlando Storm (03-29-26)
5+ Min Drives	1		at Orlando Storm (03-29-26)
	1		vs. DC Defenders (04-03-26)
	1		at Dallas Renegades (04-12-26)
Drives started in opp territory	4		vs. DC Defenders (04-03-26)
Average Field Position	51		vs. DC Defenders (04-03-26)

Opponent Team Game Lows

Rushes	18		at Dallas Renegades (04-12-26)
Yards Rushing	83		at Dallas Renegades (04-12-26)
Rushing Average (Min. 3)	4.6	83-18	at Dallas Renegades (04-12-26)
TD Rushes	1		at Dallas Renegades (04-12-26)
Stuffed Rushes	6		at Dallas Renegades (04-12-26)
Pass Completions	8		vs. DC Defenders (04-03-26)
Pass Attempts	11		vs. DC Defenders (04-03-26)
Passing Yards	90		vs. DC Defenders (04-03-26)
Passing Average (Min. 3)	4.7	142-30	at Dallas Renegades (04-12-26)
Completion Average (Min. 3)	7.9	142-18	at Dallas Renegades (04-12-26)
Completion Percentage (Min. 10)	60	18-30	at Dallas Renegades (04-12-26)
TD Passes	1		at Orlando Storm (03-29-26)
	1		vs. DC Defenders (04-03-26)
Sacked	1		vs. DC Defenders (04-03-26)
Total Offensive Plays	48		vs. DC Defenders (04-03-26)
Offensive Average	4.5		at Dallas Renegades (04-12-26)
Points	23		at Orlando Storm (03-29-26)
Margin of Victory	5		at Dallas Renegades (04-12-26)
Touchdowns	3		at Orlando Storm (03-29-26)
Field Goals Made	1		at Orlando Storm (03-29-26)
Field Goals Attempted	1		at Orlando Storm (03-29-26)
PAT Kicks Made	2		at Orlando Storm (03-29-26)
PAT Kicks Attempted	2		at Orlando Storm (03-29-26)
Punts	2		at Orlando Storm (03-29-26)
Punting Average (Min. 3)	41.4	207-5	at Dallas Renegades (04-12-26)
Long Punt	49		at Dallas Renegades (04-12-26)
Punts Inside 20	2		at Dallas Renegades (04-12-26)
First Downs	15		at Dallas Renegades (04-12-26)
First Downs by Rush	4		at Dallas Renegades (04-12-26)
First Downs by Pass	6		vs. DC Defenders (04-03-26)
First Downs by Penalty	2		at Orlando Storm (03-29-26)
Penalties	3		at Orlando Storm (03-29-26)
Penalty Yards	15		at Orlando Storm (03-29-26)
Turnovers	3		vs. DC Defenders (04-03-26)
Turnover Margin	-2		at Dallas Renegades (04-12-26)
Points Off Turnovers	6		at Orlando Storm (03-29-26)
Interceptions Thrown	1		vs. DC Defenders (04-03-26)
Fumbles	1		at Orlando Storm (03-29-26)
Fumbles Lost	2		vs. DC Defenders (04-03-26)
Tackles	66		at Orlando Storm (03-29-26)
	66		at Dallas Renegades (04-12-26)
Tackles for Loss	3		at Dallas Renegades (04-12-26)
Sacks	3		at Orlando Storm (03-29-26)
	3		at Dallas Renegades (04-12-26)
Interceptions (by Defense)	2		vs. DC Defenders (04-03-26)
	2		at Dallas Renegades (04-12-26)
Pass Breakups	4		at Orlando Storm (03-29-26)
	4		at Dallas Renegades (04-12-26)
3rd Down Conversions Made	3		at Orlando Storm (03-29-26)



	3		vs. DC Defenders (04-03-26)
3rd Down Conversions Att	7		vs. DC Defenders (04-03-26)
3rd Down Conversions	33.3	4-12	at Dallas Renegades (04-12-26)
Red Zone Attempts	3		at Dallas Renegades (04-12-26)
Red Zone Scores	3		at Orlando Storm (03-29-26)
	3		vs. DC Defenders (04-03-26)
	3		at Dallas Renegades (04-12-26)
Red Zone Percentage	50	3-6	vs. DC Defenders (04-03-26)
Time of Possession (secs)	1561		vs. DC Defenders (04-03-26)
TOP Margin (secs)	-478		vs. DC Defenders (04-03-26)
Scoring Drives	3		at Dallas Renegades (04-12-26)
10+ Play Drives	1		at Orlando Storm (03-29-26)
	1		vs. DC Defenders (04-03-26)
	1		at Dallas Renegades (04-12-26)
75+ Yard Drives	1		at Dallas Renegades (04-12-26)
5+ Min Drives	1		at Orlando Storm (03-29-26)
	1		vs. DC Defenders (04-03-26)
	1		at Dallas Renegades (04-12-26)
Drives started in opp territory	1		at Orlando Storm (03-29-26)
Average Field Position	29		at Orlando Storm (03-29-26)



Columbus Aviators 2026 Season Stats

Participation (As of Apr 13, 2026)

#	PLAYER	GP	GS	ORL	DC	DAL
30	BENSON, Xavier	3	0	XX	XX	XX
33	BLACK, Henry	3	3	ST	ST	ST
50	BUNCH, Payton	3	0	XX	XX	XX
69	CABRAL, Cohl	3	3	ST	ST	ST
97	CAGE, Jerron	2	0	..	XX	XX
03	CHISM, Keke	3	3	ST	ST	ST
40	COE, Ryan	3	0	XX	XX	XX
10	DAWKINS, Noah	3	1	XX	ST	XX
15	DENT, Akeem	2	1	ST	XX	..
71	FARNIOK, Matt	3	3	ST	ST	ST
01	II, Tony Fields	3	3	ST	ST	ST
77	FILIAGA, Chuck	3	3	ST	ST	ST
13	FORTUNE, O'Donnell	3	0	XX	XX	XX
25	FULLER, Quashon	1	0	..	XX	..
64	GLASER, Chris	3	2	ST	XX	ST
58	HARRIS, Bless	3	0	XX	XX	XX
20	JACKSON, Storey	2	0	XX	XX	..
98	JENKINS, Patrick	3	3	ST	ST	ST
22	JONES, Tre'Von	2	1	ST	..	XX
41	LAWSON, Michael	2	1	XX	ST	..
05	LOVETT, John	3	1	XX	XX	ST
88	MACK, Alize	3	2	ST	ST	XX
81	MARTIN, Tay	3	1	XX	XX	ST
08	MCCLENDON, Jalan	3	3	ST	ST	ST
87	MCDONALD, Cam	2	0	..	XX	XX
21	JR., D.J. Miller	3	3	ST	ST	ST
21	MONDAY, Smoke	1	0	XX
67	MONTEIRO, Aaron	3	2	ST	ST	XX
07	MOORE, Jaylon	3	0	XX	XX	XX
02	MORTON, Jalen	2	0	..	XX	XX
75	NELSON, Ryan	3	3	ST	ST	ST
84	OAKES, Gunnar	3	2	ST	XX	ST
99	PALMORE, Walter	3	3	ST	ST	ST
96	PATTON, Caeveon	3	0	XX	XX	XX
52	JR., Adam Plant	3	0	XX	XX	XX
65	QUARSHIE, Wisdom	1	0	..	XX	..
83	ROBBINS, Brad	3	0	XX	XX	XX
23	SHELTON, Nehemiah	3	0	XX	XX	XX
09	SMITH, Cam	3	3	ST	ST	ST
56	JR., Ron Stone	3	3	ST	ST	ST
35	TAUA, Toa	3	2	ST	ST	XX
18	TAYLOR, Roc	2	1	XX	ST	..
11	THOMPSON, Fred	3	3	ST	ST	ST
57	WALKER, Jailin	1	0	..	XX	..
06	WELLS, Antwane	3	1	XX	XX	ST
04	WHITE, Zaquandre	3	1	XX	ST	XX
32	JR., Kedrick Whitehead	2	1	..	XX	ST
48	WILLEKES, Kenny	3	3	ST	ST	ST
85	JR., Easop Winston	2	0	XX	..	XX



**Columbus Aviators 2026 Season Stats
Participation
(As of Apr 13, 2026)**

#	PLAYER	GP	GS	ORL	DC	DAL
28	WOODS, Kyree	3	1	XX	XX	ST



Columbus Aviators 2026 Season Stats

Starters

(As of Apr 13, 2026)

OFFENSE	1	2	3	4	5	6	7	8	9	10	11
ORL	CABRAL, (C)	FARNIOK, (G)	GLASER, (G)	MONTEIRO, (G)	FILIAGA, (OL)	MCCLENDON, (QB)	TAUA, (RB)	NELSON, (T)	MACK, (TE)	OAKES, (TE)	CHISM, (WR)
DC	CABRAL, (C)	FARNIOK, (G)	MONTEIRO, (G)	FILIAGA, (OL)	MCCLENDON, (QB)	TAUA, (RB)	WHITE, (RB)	NELSON, (T)	MACK, (TE)	CHISM, (WR)	TAYLOR, (WR)
DAL	CABRAL, (C)	FARNIOK, (G)	GLASER, (G)	FILIAGA, (OL)	MCCLENDON, (QB)	LOVETT, (RB)	NELSON, (T)	OAKES, (TE)	CHISM, (WR)	MARTIN, (WR)	WELLS, (WR)
DEFENSE	1	2	3	4	5	6	7	8	9	10	11
ORL	JONES, (CB)	MILLER JR., (CB)	SMITH, (CB)	STONE JR., (DE)	WILLEKES, (DE)	PALMORE, (DT)	DENT, (FS)	THOMPKINS, (LB)	FIELDS II, (MLB)	JENKINS, (NT)	BLACK, (SS)
DC	LAWSON, (CB)	MILLER JR., (CB)	SMITH, (CB)	STONE JR., (DE)	WILLEKES, (DE)	PALMORE, (DT)	DAWKINS, (LB)	THOMPKINS, (LB)	FIELDS II, (MLB)	JENKINS, (NT)	BLACK, (SS)
DAL	MILLER JR., (CB)	SMITH, (CB)	WHITEHEAD JR., (CB)	WOODS, (CB)	STONE JR., (DE)	WILLEKES, (DE)	PALMORE, (DT)	THOMPKINS, (LB)	FIELDS II, (MLB)	JENKINS, (NT)	BLACK, (SS)

Columbus Aviators 2026 Season Stats
Total Tackles Game-by-Game
(As of Apr 13, 2026)

TOTAL TACKLES	UA-A	TOTAL	ORL	DC	DAL
THOMPSON, Fred	13-9	22	6-4	5-3	2-2
II, Tony Fields	8-14	22	2-7	3-2	3-5
WILLEKES, Kenny	10-5	15	3-1	3-2	4-2
BLACK, Henry	9-6	15	2-1	3-3	4-2
LAWSON, Michael	10-3	13	4-1	6-2	DNP
JR., Ron Stone	5-7	12	3-2	2-2	0-3
JR., D.J. Miller	8-2	10	3-1	1-0	4-1
DAWKINS, Noah	5-4	9	2-3	3-1	-
FORTUNE, O'Donnell	5-4	9	2-2	1-1	2-1
JENKINS, Patrick	3-5	8	2-2	0-1	1-2
WOODS, Kyree	5-1	6	2-0	2-0	1-1
DENT, Akeem	3-3	6	2-3	1-0	DNP
JR., Kedrick Whitehead	2-4	6	DNP	-	2-4
SMITH, Cam	3-1	4	1-0	1-0	1-1
JONES, Tre'Von	3-0	3	3-0	DNP	-
SHELTON, Nehemiah	3-0	3	1-0	-	2-0
JR., Adam Plant	3-0	3	3-0	-	-
BENSON, Xavier	1-2	3	-	-	1-2
JACKSON, Storey	1-1	2	1-0	0-1	DNP
CAGE, Jerron	1-1	2	DNP	1-1	-
PALMORE, Walter	1-1	2	-	1-0	0-1
PATTON, Caeveon	0-2	2	-	-	0-2
WELLS, Antwane	1-0	1	-	1-0	-
CHISM, Keke	0-1	1	-	-	0-1
MONTEIRO, Aaron	0-1	1	-	-	0-1



Columbus Aviators 2026 Season Stats

Passing Game-by-Game

(As of Apr 13, 2026)

#08 MCCLENDON, JALAN		COMP	ATT	INT	PCT	YARDS	TD	LONG	SACKED	EFFIC
03-29-26	ORL	21	32	0		212	0	22	3-17	121.28
04-03-26	DC	23	37	1		157	2	26	4-35	110.24
04-12-26	DAL	26	34	2		230	2	22	3-16	140.94
TOTALS		70	103	3	68.0	599	4	26	10-68	123.80

#02 MORTON, JALEN		COMP	ATT	INT	PCT	YARDS	TD	LONG	SACKED	EFFIC
04-03-26	DC	0	1	1		0	0	0	0-0	-200.00
TOTALS		0	1	1	0.0	0	0	0	0-0	-200.00

Columbus Aviators 2026 Season Stats
Rushing/Receiving Game-by-Game
(As of Apr 13, 2026)

RUSHING	NO/YDS/TD	ORL	DC	DAL
MCCLENDON, Jalan	17/109/1	4/30/0	8/55/1	5/24/0
TAUA, Toa	18/87/0	10/30/0	5/44/0	3/13/0
WHITE, Zaquandre	12/81/2	3/48/1	5/31/1	4/2/0
LOVETT, John	17/69/1	5/12/0	6/33/0	6/24/1
MOORE, Jaylon	1/7/0	DNP	DNP	1/7/0
MORTON, Jalen	2/1/0	DNP	1/- 3/0	1/4/0

RECEIVING	NO/YDS/TD	ORL	DC	DAL
MARTIN, Tay	18/192/1	7/86/0	6/57/1	5/49/0
WELLS, Antwane	11/118/1	2/27/0	5/48/0	4/43/1
CHISM, Keke	8/61/0	2/14/0	2/9/0	4/38/0
WHITE, Zaquandre	6/48/0	2/8/0	2/20/0	2/20/0
MOORE, Jaylon	5/47/0	1/22/0	2/17/0	2/8/0
MACK, Alize	5/42/1	1/6/0	1/3/1	3/33/0
OAKES, Gunnar	5/31/0	2/14/0	2/9/0	1/8/0
TAUA, Toa	5/25/0	2/12/0	1/5/0	2/8/0
TAYLOR, Roc	2/23/0	2/23/0	DNP	DNP
LOVETT, John	4/17/1	DNP	1/- 6/0	3/23/1
NELSON, Ryan	1/- 5/0	DNP	1/- 5/0	DNP



Columbus Aviators 2026 Season Stats
Return Stats Game-by-Game
(As of Apr 13, 2026)

PUNT RETURNS	NO-YDS	ORL	DC	DAL
WELLS, Antwane	4-41	-	-	4-41

KICK RETURNS	NO-YDS	ORL	DC	DAL
WHITE, Zaquandre	6-177	2-67	3-58	1-52
MOORE, Jaylon	3-72	-	3-72	-
JONES, Tre'Von	2-51	1-33	DNP	1-18

INTERCEPTION RETURNS	NO-YDS	ORL	DC	DAL
LAWSON, Michael	1-11	-	1-11	DNP

FUMBLE RETURNS	NO-YDS	ORL	DC	DAL
JACKSON, Storey	1-0	-	1-0	DNP
CABRAL, Cohl	1-0	-	1-0	-
FARNIOK, Matt	1-0	1-0	-	-
NELSON, Ryan	1-0	-	-	1-0
MARTIN, Tay	1-0	-	1-0	-



Columbus Aviators 2026 Season Stats
Fumbles Game-by-Game
(As of Apr 13, 2026)

FUMBLES	NO-LOST	ORL	DC	DAL
MCCLENDON, Jalan	4-1	1-0	2-1	1-0
WHITE, Zaquandre	1-0	-	-	1-0
WELLS, Antwane	1-1	-	1-1	-
JONES, Tre'Von	1-1	1-1	DNP	-

FUMBLES FORCED	NUMBER	ORL	DC	DAL
WELLS, Antwane	1	-	1	-

FUMBLES RECOVERED	NUMBER	ORL	DC	DAL
JACKSON, Storey	1	-	1	DNP



Columbus Aviators 2026 Season Stats
Sacks/Tackles for Loss Game-by-Game
(As of Apr 13, 2026)

SACKS	UA - A	TOTAL	ORL	DC	DAL
JR., Ron Stone	3.5-0	3.5	2.0-11	1.0-9	0.5-0
WILLEKES, Kenny	1.5-0	1.5	1.0-7	0.0-0	0.5-2
JR., Adam Plant	1-0	1.0	1.0-5	-	-
PATTON, Caeveon	0.5-0	0.5	-	-	0.5-2
PALMORE, Walter	0.5-0	0.5	-	0.0-0	0.5-0

TACKLES FOR LOSS	UA - A	TOTAL	ORL	DC	DAL
JR., Ron Stone	3-0	3.0	2.0-11	1.0-9	0.0-0
WILLEKES, Kenny	2-0	2.0	1.0-7	0.0-0	1.0-4
JR., Adam Plant	2-0	2.0	2.0-6	-	-
II, Tony Fields	1-0	1.0	0.0-1	0.0-0	1.0-1
SMITH, Cam	1-0	1.0	0.0-0	1.0-3	0.0-0
DAWKINS, Noah	1-0	1.0	0.0-0	1.0-1	-
JR., D.J. Miller	1-0	1.0	1.0-3	0.0-0	0.0-0
LAWSON, Michael	1-0	1.0	0.0-0	1.0-1	DNP
JENKINS, Patrick	1-0	1.0	0.0-0	0.0-0	1.0-2

**Columbus Aviators 2026 Season Stats
Differentials
(As of Apr 13, 2026)**



COLUMBUS AVIATORS TURNOVER DIFFERENTIAL

DATE	OPPONENT	SCORE	Takeaways			Giveaways			TO DIFF	Points off TOs		
			FUMBL	INTT	TOT	FUMBR	INT	TOT		TM	OPP	DIFF
03-29-26	Orlando Storm	L 16-23	1	0	1	0	0	0	1	0	6	-6
04-03-26	DC Defenders	L 26-44	2	2	4	2	1	3	1	7	7	0
04-12-26	Dallas Renegades	L 23-28	0	2	2	0	0	0	2	7	7	0
Totals			3	4	7	2	1	3	4	14	20	-6

COLUMBUS AVIATORS MISC DIFFERENTIALS

DATE	OPPONENT	SCORE	First Downs			Penalties			Penalty Yards			Total Off Plays		
			TEAM	OPP	DIFF	TEAM	OPP	DIFF	TEAM	OPP	DIFF	TEAM	OPP	DIFF
03-29-26	Orlando Storm	L 16-23	19	22	-3	4	3	-1	26	15	-11	57	55	2
04-03-26	DC Defenders	L 26-44	24	20	4	8	4	-4	60	35	-25	67	48	19
04-12-26	Dallas Renegades	L 23-28	21	15	6	8	11	3	58	75	17	57	50	7
Totals			64	57	7	20	18	2	144	125	19	181	153	28

COLUMBUS AVIATORS YARDAGE DIFFERENTIALS

DATE	OPPONENT	SCORE	Passing			Rushing			Total Offense			Scoring		
			GAIN	ALLOW	DIFF	GAIN	ALLOW	DIFF	GAIN	ALLOW	DIFF	SCORED	ALLOWED	DIFF
03-29-26	Orlando Storm	L	195	217	-22	120	139	-19	315	356	-41	16	23	-7
04-03-26	DC Defenders	L	122	90	32	160	229	-69	282	319	-37	26	44	-18
04-12-26	Dallas Renegades	L	214	142	72	74	83	-9	288	225	63	23	28	-5
Totals			531	449	82	354	451	-97	885	900	-15	65	95	-30



**Columbus Aviators 2026 Season Stats
Ratios
(As of Apr 13, 2026)**

COLUMBUS AVIATORS EFFICIENCY RATIOS

DATE	OPPONENT	Passing				Rushing				Total Offense				Scoring				Points Per Play		
		GAIN	ALLOW	DIFF	EFFIC	GAIN	ALLOW	DIFF	EFFIC	GAIN	ALLOW	DIFF	EFFIC	SCRD	ALLWD	DIFF	EFFIC	TEAM	OPP	EFFIC
03-29-26	ORL L	195	217	-22	0.9	120	139	-19	0.9	315	356	-41	0.9	16	23	-7	0.7	3.6	2.4	1.5
04-03-26	DC L	122	90	32	1.4	160	229	-69	0.7	282	319	-37	0.9	26	44	-18	0.6	2.6	1.1	2.4
04-12-26	DAL L	214	142	72	1.5	74	83	-9	0.9	288	225	63	1.3	23	28	-5	0.8	2.5	1.8	1.4
Totals		531	449	82	1.2	354	451	-97	0.8	885	900	-15	1.0	65	95	-30	0.7	2.8	1.6	1.7



Columbus Aviators 2026 Season Stats
Chunk Plays
(As of Apr 13, 2026)

15+ YARD RECEPTIONS AND 10+ YARD RUNS

03-29-26 vs. Orlando Storm

GAIN	TYPE	PLAYER	QTR	DWN-DST	SPOT
22	Pass	Moore, Jaylon from McClendon, Jalan	1	3-3	ORL44
42	Rush	White, Zaquandre	2	1-10	CLB38
12	Rush	McClendon, Jalan	2	2-8	ORL18
20	Pass	Martin, Tay from McClendon, Jalan	3	1-10	CLB35
20	Pass	Wells, Antwane from McClendon, Jalan	3	2-10	ORL33
13	Rush	McClendon, Jalan	4	3-10	CLB47
19	Pass	Martin, Tay from McClendon, Jalan	4	1-20	ORL34
18	Pass	Taylor, Roc from McClendon, Jalan	4	2-8	CLB37
17	Pass	Martin, Tay from McClendon, Jalan	4	3-20	CLB45

Total: 9 Rush: 3 Pass: 6

04-03-26 vs. DC Defenders

GAIN	TYPE	PLAYER	QTR	DWN-DST	SPOT
10	Rush	McClendon, Jalan	1	2-10	DC38
13	Rush	McClendon, Jalan	2	3-11	CLB29
11	Rush	Taua, Toa	2	1-10	CLB21
16	Pass	Moore, Jaylon from McClendon, Jalan	2	3-17	CLB25
29	Rush	Lovett, John	3	2-4	CLB40
12	Rush	Taua, Toa	3	1-10	CLB40
11	Rush	Taua, Toa	3	2-3	DC41
10	Rush	White, Zaquandre	4	1-10	CLB25
12	Rush	McClendon, Jalan	4	4-4	DC47
26	Pass	Martin, Tay from McClendon, Jalan	4	2-4	DC29

Total: 10 Rush: 8 Pass: 2

04-12-26 vs. Dallas Renegades

GAIN	TYPE	PLAYER	QTR	DWN-DST	SPOT
17	Pass	Mack, Alize from McClendon, Jalan	1	1-10	CLB30
22	Pass	Wells, Antwane from McClendon, Jalan	3	1-10	DAL24

Total: 2 Rush: 0 Pass: 2

Breakdown

Total Chunk Plays	21
Passing	10
Rushing	11
Scoring	0
By Distance	
Rushes over 20 yds	2
Rushes over 30 yds	1
Rushes over 40 yds	1
Rushes over 50 yds	0
Passes over 30 yds	0
Passes over 40 yds	0

Passes over 50 yds	0
Passes over 60 yds	0
By Quarter	
1st Qtr	3
2nd Qtr	5
3rd Qtr	6
4th Qtr	7
OT	0
By Down	
1st Down	8
2nd Down	7
3rd Down	5
4th Down	1

Longest Plays
RUSHING

42 yds by White, Zaquandre vs. Orlando Storm
29 yds by Lovett, John vs. DC Defenders
13 yds by McClendon, Jalan vs. DC Defenders
13 yds by McClendon, Jalan vs. Orlando Storm
12 yds by McClendon, Jalan vs. Orlando Storm

PASSING

26 yds rec by Martin, Tay from McClendon, Jalan vs. DC Defenders
22 yds rec by Moore, Jaylon from McClendon, Jalan vs. Orlando Storm
22 yds rec by Wells, Antwane from McClendon, Jalan vs. Dallas Renegades
20 yds rec by Martin, Tay from McClendon, Jalan vs. Orlando Storm
20 yds rec by Wells, Antwane from McClendon, Jalan vs. Orlando Storm



Columbus Aviators 2026 Season Stats
Top Performances
(As of Apr 13, 2026)

TOP PASSING PERFORMANCES (300+ YDS OR 4+ TDS)

QB	YDS	C-A	TD	INT	OPP
----	-----	-----	----	-----	-----

TOP RUSHING PERFORMANCES (100+ YDS OR 3+ TDS)

RUSHER	YDS	ATT	TD	AVG	OPP
--------	-----	-----	----	-----	-----

TOP RECEIVING PERFORMANCES (100+ YDS OR 2+ TDS OR 6 RCPTS.)

RECEIVER	YDS	NO	TD	LONG	OPP
MARTIN, Tay	86	7	0	20	ORL (03-29-26)
MARTIN, Tay	57	6	1	26	DC (04-03-26)

Columbus Aviators 2026 Season Stats
Big Plays
(As of Apr 13, 2026)



COLUMBUS AVIATORS BIG PLAY DIFFERENTIAL

DATE	OPPONENT	RESULT	Columbus Aviators					Opponents					DIFF
			TOT PLYS	BIG RUSH	BIG PASS	BIG PLAYS	BP%	TOT PLYS	BIG RUSH	BIG PASS	BIG PLAYS	BP%	
03-29-26	Orlando Storm	L 16-23	57	3	6	9	15.8	55	5	7	12	21.1	-3
04-03-26	DC Defenders	L 26-44	67	8	2	10	14.9	48	7	3	10	14.9	0
04-12-26	Dallas Renegades	L 23-28	57	0	2	2	3.5	50	3	3	6	10.5	-4
Totals			181	11	10	21	11.6	153	15	13	28	18.3	-7

COLUMBUS AVIATORS TOXIC DIFFERENTIAL

DATE	OPPONENT	RESULT	Columbus Aviators		Opponents		Turnover	Big Play	Toxic
			TAKEAWAYS	BIG PLAYS	TAKEAWAYS	BIG PLAYS	DIFF	DIFF	DIFFERENTIAL
03-29-26	Orlando Storm	L 16-23	0	9	1	12	-1	-3	-4
04-03-26	DC Defenders	L 26-44	3	10	4	10	-1	0	-1
04-12-26	Dallas Renegades	L 23-28	0	2	2	6	-2	-4	-6
Totals			3	21	7	28	-4	-7	-11

Columbus Aviators 2026 Season Stats
Drive and Stuffed Run Stats
(As of Apr 13, 2026)



				STUFFED RUSH PERCENTAGE					
				Columbus Aviators			Opponents		
DATE	OPPONENT			STUFFED	ATTEMPTS	STUFFED%	STUFFS	ATTEMPTS	STUFFED%
03-29-26	Orlando Storm	L	16-23	2	22	9.1	7	29	24.1
04-03-26	DC Defenders	L	26-44	3	25	12.0	7	36	19.4
04-12-26	Dallas Renegades	L	23-28	3	20	15.0	6	18	33.3
Total				8	67	11.9	20	83	24.1

COLUMBUS AVIATORS DRIVE STATS									
DATE	OPPONENT	DRIVES	SCORING (TD/FG)	3ANDOUT	5+ MIN	10+ PLAY	75+ YDS	OPPTERR	AVGSTART
03-29-26	Orlando Storm	7	4 (1/3)	1	2	2	2	0	34
04-03-26	DC Defenders	12	3 (3/0)	2	2	3	1	2	39
04-12-26	Dallas Renegades	10	4 (3/1)	1	2	2	1	1	35
Totals		29	11 (7/4)	4	6	7	4	3	37
Percentages		37.9% (24.1% / 13.8%)		13.8%	20.7%	24.1%	13.8%	10.3%	

OPPONENT DRIVE STATS									
DATE	OPPONENT	DRIVES	SCORING (TD/FG)	3ANDOUT	5+ MIN	10+ PLAY	75+ YDS	OPPTERR	AVGSTART
03-29-26	Orlando Storm	8	4 (3/1)	1	1	1	2	1	29
04-03-26	DC Defenders	11	8 (5/3)	0	1	1	0	4	51
04-12-26	Dallas Renegades	10	3 (3/0)	3	1	1	1	2	38
Totals		29	15 (11/4)	4	3	3	3	7	41
Percentages		51.7% (37.9% / 13.8%)		13.8%	10.3%	10.3%	10.3%	24.1%	

NOTES



COLUMBUS
AVIATORS