



# COLUMBUS AVIATORS



UNITED FOOTBALL LEAGUE



2-4

Head Coach: Ted Ginn Jr.  
All-Time UFL Record: 2-4  
Head Coaching Experience: 1st Season

## GAME SEVEN

**COLUMBUS AVIATORS**  
AT  
**ST. LOUIS BATTLEHAWKS**  
FRIDAY • MAY 8 • 8 PM ET  
**FOX**  
**THE DOME AT AMERICA'S CENTER**  
ST. LOUIS, MO



4-2

Head Coach: Ricky Proehl  
All-Time UFL Record: 4-2  
Head Coaching Experience: 1st Season

**SERIES NOTES:** The Columbus Aviators head to the Dome to take on the St. Louis Battlehawks on Friday night following a win against the Houston Gamblers last Friday. The meeting marks the first matchup between the two teams, as Columbus continues its inaugural season. Columbus leads the UFL with 852 rushing yards, averaging 142.0 yards per game, while the St. Louis Battlehawks counter with the league's leading rusher in Jarveon Howard, who has totaled 297 rushing yards this season. Columbus also features one of the league's deepest rushing attacks, with John Lovett ranking fourth with 231 rushing yards, ZaQuandre White seventh with 202, Toa Tauga eighth with 196 and quarterback Jalan McClendon ninth with 192. The Battlehawks defense presents a significant challenge, allowing a league-best 433 rushing yards (72.2 per game), while Columbus' defense has excelled against the pass, leading the UFL with just 803 passing yards allowed. McClendon also leads the UFL with a 69.3 completion percentage, while Battlehawks quarterback Harrison Frost ranks fourth in the league with seven touchdown passes.

### AVIATORS PREPARE FOR TAKEOFF IN THE DOME

The Columbus Aviators travel to St. Louis to face the St. Louis Battlehawks at The Dome at America's Center on Friday, May 8, with kickoff set for 8 p.m. ET on FOX. The matchup opens a two-game road swing for Columbus, which will travel to Birmingham next week to begin its third set of back-to-back games against the same opponent this season. The Aviators split their season series with both Dallas and Houston and enter Week 7 looking to build on their position in the win column.

### CBUS CONNECTIONS

- The Aviators are led by head coach Ted Ginn Jr., a legendary Ohio State Buckeye receiver. Ginn Jr. played 14 NFL seasons before returning to Columbus to coach the Aviators in the inaugural season.
- Punter Brad Robbins was born in the city of Westerville, Ohio and later came back to his Ohio roots to play for the Bengals.
- Quarterback Aidan Sayin ranked top 10 overall players nationally coming out of high school. His brother currently plays for Ohio State football, noting that Columbus football runs in the family.
- Battlehawks head coach Ricky Proehl coached Columbus head coach Ted Ginn Jr. during their time with the Carolina Panthers, where Proehl served as wide receivers coach and Ginn produced one of the most productive seasons of his career, posting a career-high 10 touchdown receptions in 2015. Both are now in their first season as UFL head coaches.
- The matchup also features regional ties on both rosters, as Columbus cornerback D.J. Miller Jr. is an O'Fallon, Missouri native and graduate of John Burroughs School, while Battlehawks cornerback Luq Barcoo was born in Cleveland before later moving to Jamaica and growing up in California.

### AROUND THE UFL - WEEK 7

#### Friday, May 8:

- Columbus Aviators at St. Louis Battlehawks (8 p.m. ET - FOX)

#### Saturday, May 9:

- Louisville Kings at DC Defenders (1:30 p.m. ET - FOX)

- Dallas Renegades at Birmingham Stallions (8 p.m. ET - ESPN)

#### Sunday, May 10:

- Orlando Storm at Houston Gamblers (6 p.m. ET - FS1)

### COLUMBUS AVIATORS COMMUNICATIONS



**Brian Stull**  
Senior Director of Team Communications  
brian.stull@theufl.com



**Sydney Ballenger**  
Communications Specialist  
sydney.clark@theufl.com

## 2026 SCHEDULE

<b>1</b>		<b>ORLANDO STORM</b> AT INTER&CO STADIUM Sunday, March 29, 2026 8 PM ET	23-16 ORL <b>ESPN</b>
<b>2</b>		<b>DC DEFENDERS</b> AT HISTORIC CREW STADIUM Friday, April 3, 2026 8 PM ET	44-26 DC <b>FOX</b>
<b>3</b>		<b>DALLAS RENEGADES</b> AT TOYOTA STADIUM Sunday, April 12, 2026 12 PM ET	28-23 DAL <b>abc</b>
<b>4</b>		<b>DALLAS RENEGADES</b> AT HISTORIC CREW STADIUM Friday, April 17, 2026 8 PM ET	28-14 CLB <b>FOX</b>
<b>5</b>		<b>HOUSTON GAMBLERS</b> AT SHELL ENERGY STADIUM Sunday, April 26, 2026 12 PM ET	17-13 HOU <b>abc</b>
<b>6</b>		<b>HOUSTON GAMBLERS</b> AT HISTORIC CREW STADIUM Friday, May 1, 2026 8 PM ET	24-17 CLB <b>FOX</b>
<b>7</b>		<b>ST. LOUIS BATTLEHAWKS</b> AT THE DOME AT AMERICA'S CENTER Friday, May 8, 2026 8 PM ET	<b>FOX</b>
<b>8</b>		<b>BIRMINGHAM STALLIONS</b> AT PROTECTIVE STADIUM Sunday, May 18, 2026 3 PM ET	<b>FOX</b>
<b>9</b>		<b>BIRMINGHAM STALLIONS</b> AT HISTORIC CREW STADIUM Sunday, May 23, 2026 1 PM ET	<b>abc</b>
<b>10</b>		<b>LOUISVILLE KINGS</b> AT HISTORIC CREW STADIUM Sunday, May 31, 2026 6 PM ET	<b>FOX</b>

# FOX

**AVIATORS AT BATTLEHAWKS**  
**FRI. MAY 8 AT 8 PM ET ON FOX**

Curt Menefee - Play-by-Play

Joel Klatt - Analyst

Brock Huard - Sidelines

Dean Blandino - Rules

## COLUMBUS LOVES FOOTBALL

Professional football has long been part of the fabric in Columbus, dating back more than a century. The Columbus Panhandles, founded in 1901 as a Pennsylvania Railroad shop team, became a founding member of the NFL in 1920. Featuring the famed Nesser brothers, the Panhandles played in the first game in league history on October 3, 1920, falling 14-0 to the Dayton Triangles at Triangle Park.

Columbus fielded several teams in the years that followed, including the short-lived Columbus Wagner Pirates and the Columbus Bullies, who found success in the American Football League from 1939-41. Together, those early franchises helped establish the city's long-standing connection to the game. That tradition continues in 2026 with the launch of the Columbus Aviators, one of three new franchises in the UFL. To lead the inaugural season, the Aviators turned to a familiar name in Ohio football: Ted Ginn Jr.

The Columbus Aviators enter their inaugural season in the UFL as one of three brand-new franchises launching in 2026. To help make the transition seamless, the Aviators turned to a familiar face to lead the charge: Ohio State legend Ted Ginn Jr. In his three-year career at Ohio State, Ginn was a true big-play threat averaging 25.6 yards per reception during his freshman season and quickly became one of the most dangerous special teams players in the country. He returned four punts for touchdowns in 2004, setting a Big Ten record, and earned First-Team All-American honors. Ginn's most iconic moment came during the 2007 BCS National Championship Game when he returned the opening kickoff for a touchdown. He would go on to enjoy a 14-year NFL career, most notably with the Carolina Panthers during their run to Super Bowl 50 in the 2015 season. Now, Ginn returns to where his football journey began, stepping into his first head coaching role. Expectations will be high, but pressure has never rattled one of the most electrifying players in Ohio State history.

The Sayin family is also no stranger to Columbus football. Quarterback Aidan Sayin ranked in the top 10 overall of players coming out of high school. His brother, Julian Sayin, currently starts at QB for Ohio State, noting that Columbus football runs in the family.

## POSTGAME PRESS CONFERENCE ZOOM LINK

Credentialed media wishing to participate in postgame press conferences may use the QR code:



Meeting ID:  
821 0797 1417

Password:  
149131

## GATE GIVEAWAYS

- April 3 - 614 KICKOFF - 5,000 Home Opener T-Shirts
- April 17 - UNITED BY GIVING - 5,000 Team Flags
- May 1 - JIM TRESSEL BOBBLEHEAD - 5,000 Bobbleheads
- May 23 - HATS OFF TO HEROES - 5,000 Baseball Caps
- May 31 - TED GINN JR. BOBBLEHEAD - 5,000 Bobbleheads.

## AVIATORS TO WATCH

### WE LOVETT!

RB John Lovett opened the scoring for Columbus last week against Houston with a 3-yard rushing touchdown and paced the Aviators on the ground with 63 yards on 17 carries. Columbus enters Week 7 with the UFL's top rushing offense, averaging a league-best 142.0 rushing yards per game (852 total). Lovett ranks fourth in the league with 231 rushing yards, while ZaQuandre White ranks seventh (202), Toa Taua eighth (196), and Jalan McClendon ninth (192). Columbus is the only UFL team with four rushers ranked among the league's top 10, while Houston is the only other club with multiple players in the top 10.

### GETTIN' IT DONE

DE Kenny Willekes turned in one of his strongest performances of the season last week against Houston, recording six tackles and a sack. His 3.5 sacks this season rank 10th in the UFL, while teammate Ron Stone Jr. is tied for eighth with 4.0 sacks. Willekes has totaled 28 tackles and four tackles for loss through six games.

### LET'S TALK QUARTERBACK

Through six games, QB Jalan McClendon leads the UFL in completion percentage, completing 69.3 percent of his passes (115-of-166). He also ranks fourth in the league with 1,071 passing yards and is tied for fifth with six passing touchdowns entering Week 7.

### THE TACKLES CONTINUE

LB Tony Fields II enters Week 7 tied with Birmingham's Kyahva Tezino for the UFL lead with 45 total tackles, while teammate Fred Thompkins ranks seventh in the league with 38 stops. Columbus has also been one of the league's top defensive units through six games, allowing a UFL-low 803 passing yards while ranking second in total defense at 1,554 yards allowed. The Aviators trail only St. Louis, which leads the league at 1,471 total yards allowed.



## THE NEW RULES YOU'LL LOVE

- The United Football League is implementing a series of innovative rule changes designed to increase scoring, improve pace of play, and create a more exciting, fan-friendly product.
- Among the most notable updates is the introduction of a four-point field goal for kicks made from 60 yards or longer, adding a new strategic scoring element.
- Offensively, the league will adopt a one-foot inbounds rule—similar to college football—to encourage passing and boost offensive production, while also reinstating half-distance-to-the-goal enforcement for penalties in the red zone.
- The UFL has also eliminated the Tush Push quarterback sneak variation to enhance player safety and competitive balance. Special teams and field position strategy will see a major shift with a ban on punting inside the opponent's 50-yard line (with limited exceptions late in each half), forcing teams to be more aggressive on fourth down.
- Overtime will follow a shootout-style format, with teams alternating plays from the five-yard line until a winner is decided. Following touchdowns, teams can choose from multiple point-after options, including a one-point kick, or two- and three-point conversion attempts from varying distances.
- Additional updates include a return to a standard coin toss format and revamped kickoff rules that adjust alignment, landing zones, and touchback placement to promote more returns and enhance player safety.
- Overall, these changes are intended to create a faster, higher-scoring, and more dynamic style of football.

## INNOVATION & SPORT

- The UFL is enhancing the fan experience and game execution with significant technology upgrades:
- **Real-Time Player Data:** The UFL is the first American professional sports league to deliver real-time player data insights live in all stadiums using Sportable player sensors, highlighting ball carrier speed, ball distance, and ball velocity.
- **Advanced Game-Day Systems:** The league features the most advanced game day communications and coach-to-player system in professional sports, with 16 players per team utilizing in-helmet GSC receivers.
- **Sideline Video:** Wireless sideline video solutions have been upgraded to include 16 iPads per team for live coverage across all 43 games.
- **Broadcast Enhancements:** Fox broadcasts will use drone cams to bring fans closer to the live game action. Additionally, all 43 games will feature enhanced TrU Line virtual line to gain executions with a new video animation.
- **On-Field View:** ESPN-designated games will integrate Povora (formerly JockeyCam) CapCam technology on officials and coaches for live broadcast.
- **Officiating Decision Process:** Dean Blandino and Mike Pereira from the UFL Rules Command Center will bring fans at home and in venues directly into the officiating decision process. This includes live audio and full visibility to the tools and video used to make the final call on the field.
- **Full Access:** The UFL will deliver full access via more mics on players, coaches, and officials, with coverage extending from the field to the coach booths and into the locker rooms.
- In 2010, Stadia Magazine named it the world's most influential Stadium of the decade.
- Today, the Stadium is home to the Columbus Aviators, Columbus Crew 2 of MLS NEXT Pro, and other programming.”



## TRANSACTIONS

3/30 - Devin Ross (WR) - Placed on IR	4/22 - Perrion Winfrey (DT) - Signed	5/5 - Easop Winston Jr. (WR) - Signed
4/2 - Smoke Monday (CB) - Signed (FA)	4/22 - Jerron Cage (DT) - Waived	
4/7 - Roc Taylor (WR) - Waived	5/4 - Elijah Blades (CB) - Signed (FA)	
4/7 - Quashon Fuller (DE) - Waived	5/4 - Adam Plant Jr. (DE) - Waived	
4/9 - Grant Dubose (WR) - Signed (FA)	5/4 - Celestin Haba (DE) - Signed	
4/9 - Yulkeith Brown (WR) - Signed (FA)	5/4 - Kyree Woods (CB) - Placed on IR	
4/9 - Storey Jackson (LB) - Placed on IR	5/5 - Grant Dubose (WR) - Waived	



## COLUMBUS AVIATORS 2026 TEAM LEADERS

Stat	Total	Player
Passing Yards	1,071	J. McClendon
Rushing Yards	240	J. Lovett
Receiving Yards	340	T. Martin
Touchdowns	4	Z. White
Tackles	45	T. Fields
Sacks	4	R. Stone Jr.
Tackles For Loss	4.0	K. Willekes
Forced Fumbles	1	A. Wells / C. Patton / S. Monday
Fumble Recoveries	1	S. Jackson
Interceptions	1	M. Lawson / S. Monday / K. Whitehead
Made Field Goals	5	R. Coe
Kick Return Yards	237	Z. White
Punt Return Yards	157	A. Wells

## FRANCHISE FIRSTS

STAT	FIRST
Team Win	Columbus Aviators vs. Dallas Renegades 4/17/2026
Home Win	Columbus Aviators vs. Dallas Renegades 4/17/2026
Road Win	
<b>OFFENSE</b>	
First Play	Toa Taua, 5 yards vs. Orlando Storm 3/29/2026
Completion	J. McClendon & A. Mack, 6 yards vs. Orlando Storm 3/29/2026
Rush	Toa Taua, 5 yards vs. Orlando Storm 3/29/2026
1st Down	Toa Taua, 2 yards vs. Orlando Storm 3/29/2026
Points	Ryan Coe, (3) 35-yard FG vs. Orlando Storm, 3/29/2026
Touchdown	ZaQuandre White, 3-yard run vs. Orlando Storm, 3/29/2026
Rushing TD	ZaQuandre White, 3 yards vs. Orlando Storm, 3/29/2026
Passing TD	Alizé Mack, 3 yards vs. DC Defenders, 4/3/2026
Extra Point	Ryan Coe (1 point Kick) vs. Orlando Storm, 3/29/2026
<b>DEFENSE</b>	
Tackle	Tony Fields & Noah Dawkins vs. Orlando Storm 3/29/2026
Sack	Adam Plant Jr. vs. Orlando Storm 3/29/2026
Interception	Michael Lawson vs. Dallas Renegades 4/3/2026
<b>SPECIAL TEAMS</b>	
Kickoff	Ryan Coe, 65 yards vs. Orlando Storm 3/29/2026
Field Goal	Ryan Coe, 35 yards vs. Orlando Storm, 3/29/2026
Punt	Brad Robbins, 53 yards vs. Orlando Storm, 3/29/2026
Kick Return	Tre'Von Jones, 33 yards vs. Orlando Storm, 3/29/2026
Kickoff Return-TD	
Punt Return	
Tackle	D.J. Miller vs. Orlando Storm 3/29/2026

## PRONUNCIATION GUIDE

Aaron **Monteiro**.....mon-TAIR-ee-oh  
 Jalen **McClendon**.....mick-CLEN-din  
 Jalen **Morton**.....MOR-tin  
**Toa Taua**.....TOE-uh TOW-UH  
**ZaQuandre White**.....zuh-KWAN-dray  
 Keke **Chism**.....KEE-kee CHIZ-uM  
**Antwane Wells**.....AN-twain  
**Alizé Mack**.....uh-LEE-zay



Last week, the United Football League announced that Audi Field, home of the league’s defending champion DC Defenders, will host The 2026 United Bowl airing on ABC on Saturday, June 13, at 3:00 p.m. ET. This season marks the debut of the “United Bowl” as the league’s championship game, a name that embodies the UFL’s identity and mission to bring fans, players, and communities together through a shared love of football. Representing the game’s power to unite people, the United Bowl will invite everyone into the huddle, celebrating a year defined by connection, innovation, and unity. United Bowl performers, giveaways, and events surrounding the championship game will be announced in the near future.

Tickets to The 2026 United Bowl will be available through Ticketmaster and will go on sale to the general public starting Friday, May 1 at 11:00 a.m. ET.

## GAME 1 RECAP

The Columbus Aviators kicked off their first game in franchise history with a 23-16 loss to the Orlando Storm at Inter&Co Stadium, with the difference coming down to the third quarter and the ability to finish drives.

Columbus opened the game with solid special teams, as Ryan Coe knocked through two first-quarter field goals, accounting for all 6 of the Aviators’ early points and keeping the game 7-6 after the first quarter. The defense held its own in the first half, limiting Orlando to just 10 points before the break and keeping it a one-possession game at halftime.

The game shifted coming out of halftime. Orlando put together its strongest stretch of the night in the third quarter, scoring 14 points on back-to-back touchdowns. Jashaun Corbin added his second rushing touchdown, and Jack Plummer connected with Chris Rowland, extending the lead to 23-6 and creating separation in the score. Columbus’ defense stepped up, forcing a turnover on downs. After a big 22-yard pickup on Jalen Moore, Columbus was once again stopped. Coe remained perfect on the night with a game-tying 37-yard field goal.

Columbus responded in the fourth quarter scoring 9 unanswered points. Coe remained perfect, finishing 3 for 3 on field goals before ZaQuandre White scored a touchdown. The Aviators went 65 yards and delivered their first touchdown in franchise history, as White scored from three yards out. However, the drive consumed 7:21 of the fourth-quarter clock over 13 plays. Coe added the extra point, and Columbus cut the deficit to 23-16.

For Columbus, Fred Thompkins recorded a game-high 10 tackles and added a pass breakup to lead the defense. In the end, the difference was in how drives finished. Columbus put points on the board four times but came away with three field goals and one touchdown, while Orlando turned its opportunities into three touchdowns, including two in the third quarter. McClendon and the Aviators offense took over at their own 25-yard line with 66 seconds remaining and no timeouts.

## UNOFFICIAL WEEK 7 DEPTH CHART

\* from game six

### COLUMBUS AVIATORS OFFENSE

QB	8 Jalen McClendon	2 Jalen Morton	12 Aidan Sayin
RB	5 John Lovett	4 ZaQuandre White	35 Toa Taua
TE	88 Alize Mack	84 Gunnar Oakes	87 Cam McDonald
WR	3 Keke Chism	6 Antwane Wells	
WR	81 Tay Martin	17 Yulkeith Brown	
WR	7 Jaylon Moore	18 Easop Winston Jr.	
LT	75 Ryan Nelson		
LG	69 Cohl Cabral	64 Chris Glaser	
C	71 Matt Farniok	66 Wisdom Quarshie	
RG	67 Aaron Monteiro	77 Chuck Filiaga	
RT	58 Bless Harris		

### COLUMBUS AVIATORS DEFENSE

DE	48 Kenny Willekes	45 Celestin Haba	
DT	99 Walter Palmore		
DT	98 Patrick Jenkins	96 Caeveon Patton	
DE	56 Ron Stone Jr.		
LB	17 Fred Thompkins	57 Jailin Walker	10 Noah Dawkins
LB	1 Tony Fields II	30 Xavier Benson	
NC	32 Kedrick Whitehead Jr.	24 Elijah Blades	
DB	21 D.J. Miller Jr.	9 Cam Smith	
DS	27 Smoke Monday	41 Michael Lawson	15 Akeem Dent
DS	33 Henry Black	0 Leon O’Neal	23 Nehemiah Shelton
CB	22 Tre Von Jones	13 O’Donnell Fortune	

### COLUMBUS AVIATORS SPECIAL TEAMS

P	83 Brad Robbins	40 Ryan Coe
PK	40 Ryan Coe	83 Brad Robbins
H	83 Brad Robbins	12 Aidan Sayin
LS	50 Payton Bunch	
KR	4 ZaQuandre White	35 Toa Taua
PR	6 Antwane Wells	3 Keke Chism

## GAME 2 RECAP

The Columbus Aviators dropped their inaugural home game, falling 44-26 to the DC Defenders on Friday night at Historic Crew Stadium in front of 14,810 fans.

Columbus opened with a balanced, short-yardage approach, averaging 4.8 yards per rush and 3.4 yards per pass attempt on its initial possessions. DC struck first, capping a drive with a 32-yard completion from Jordan Ta’amu to Cornell Powell at 14:05 in the first quarter to set up a rushing touchdown 1-yard rush by Deon Jackson at 10:43 in the first quarter. The Aviators answered on their ensuing possession, driving the length of the field on the ground to even the score on a 6-yard rushing touchdown by Jalen McClendon at 3:55 in the first quarter.

The Defenders seized control in the second quarter, scoring two touchdowns including a 10-yard play by Kazavian Valladay at 5:16 and a 12-yard play by D. Jackson at 2:00. Also adding a 35-yard field goal was Matt McCrane at 14:28 to build a 24-7 advantage. Columbus responded late in the half following a special teams takeaway, as Storey Jackson recovered a muffed punt at 1:25 in the second quarter—marking the first fumble recovery in franchise history. The Aviators converted the opportunity into points with a 3-play, 7-yard drive ending in a 6-yard touchdown by ZaQuandre White at 1:01 in the second quarter to cut the deficit to 24-14. On the ensuing possession, Michael Lawson recorded the first interception in franchise history at 00:55 in the second quarter, sending Columbus into halftime with momentum.

The Aviators opened the second half with a 7-play, 59-yard drive before a sack and fumble at the DC 33 at 11:42 in the third quarter halted the possession with a sack from Ferrod Garner with a loss of 6 yards. After a defensive takeaway forced by F. Garner at 11:42 in the third quarter, the Defenders regained control and quickly extended the lead, covering 50 yards in 0:49, ending in a 48-yard touchdown by D. Jackson at 7:55 in the third to push the score to 31-14. DC capitalized on another Columbus turnover on a fumble by Antwane Wells at 7:46 in the third, adding a 21-yard play touchdown by B. Moore to make it 38-14.

Columbus answered late in the third quarter with a 3-yard touchdown pass from J. McClendon to Alizé Mack at 0:07 in the third to trim the margin to 38-20, though the three-point attempt failed. J. McClendon was sacked and fumbled, forced by Joe Wallace, and recovered by Deontay Anderson. The Aviators defense forced a stop on the next series, holding DC to a 25-yard field goal by M. McCrane at 8:17 in the fourth quarter. Columbus later added another touchdown reception—the first scoring catch in franchise history—on a 3-yard pass from J. McClendon to Tay Martin at 3:27 in the fourth quarter to make the score 41-26, but was unable to close the gap as the Defenders secured the 44-26 result.

## GAME 3 RECAP

---

The Columbus Aviators dropped their third game, falling 28-23 to the Dallas Renegades on Sunday afternoon at Toyota Stadium in front of 5,133 fans.

The Columbus Aviators opened with a balanced drive, going 40 yards on 8 plays. QB Jalan McClendon moved the offense with short passes and runs, and at 10:31 in the first quarter, he threw a 2-yard touchdown pass to RB John Lovett to give Columbus the first score of the game. Ryan Coe added the extra point to make it 7-0. Dallas answered with a short drive but failed to convert on third down and punted after five plays. Columbus followed with a 10-play drive that reached Dallas territory but stalled due to penalties and a sack, ending in a missed 50-yard field goal attempt. Dallas closed the first quarter with a late 12-yard run.

Dallas opened the second quarter with a scoring drive, highlighted by a 30-yard run and capped by a 2-yard touchdown pass from QB Austin Reed to WR Deontay Burnett at 11:34. The extra point tied the game at 7-7.

Columbus responded with a 6-play drive that set up a 53-yard field goal from Coe at 4:30 in the second quarter to take a 10-7 lead. Dallas later capitalized on a Columbus turnover when McClendon was intercepted at the CLB 20, with the play resulting in a defensive touchdown to give Dallas a 14-10 lead. Columbus drove again before halftime but turned the ball over on downs at the DAL 23. Dallas ran out the remainder of the half with a short possession, taking a 14-10 lead into halftime.

Dallas opened the second half with a 14-play, 79-yard drive, capped by a 1-yard touchdown run from RB Dae Hunter at 5:56 in the third quarter to make it 21-10. Reed later connected with WR Emmanuel Butler for a 2-yard touchdown at 2:47 to extend the lead to 28-10. Columbus answered late in the quarter with a 2-yard rushing touchdown by Lovett at 0:30, cutting the deficit to 28-17 entering the fourth.

The fourth quarter opened with both teams trading punts before Columbus put together an 11-play, 75-yard drive, ending in a 2-yard touchdown pass from McClendon to WR Antwane Wells at 2:05, cutting the deficit to 28-23. The two-point attempt failed. Dallas closed the game with a final possession and the final score was 28-23.

## GAME 5 RECAP

---

The Houston Gamblers defeated the Columbus Aviators, 17-13, on Sunday at Shell Energy Stadium in Houston, Texas, in front of 5,166 fans.

Houston opened the scoring on its first drive, going 80 yards and finishing with a 2-yard rushing touchdown by Jalin White for a 7-0 lead. After a Columbus three-and-out, the Gamblers extended the advantage early in the second quarter as quarterback Nolan Henderson scored on a 5-yard run to make it 14-0.

Columbus answered with a touchdown drive highlighted by a 27-yard completion from Jalan McClendon to Antwane Wells. McClendon scored on a 1-yard run, and Ryan Coe's extra point cut the deficit to 14-7. After a missed 56-yard field goal by Houston, the Aviators took over at their own 46-yard line and went nine plays, ending with a 7-yard rushing touchdown by Toa Taua. The extra point was missed, making it 14-13 at halftime.

Neither team scored in the third quarter. Houston added the only points of the second half on a 23-yard field goal by John Hoyland early in the fourth quarter to take a 17-13 lead. Columbus had multiple opportunities late. Coe missed a 29-yard field goal attempt wide right.

After a defensive stop, the Aviators drove into Houston territory, but McClendon lost a fumble after a 16-yard run, with the call upheld on review. Houston ran six consecutive plays to force Columbus to use its timeouts before punting. The Aviators took over with :46 remaining and advanced 37 yards, but a final completion ended in a fumble recovered by Houston to end the game. McClendon finished 15-of-22 passing for 160 yards and a rushing touchdown. Taua added a rushing score.

Alizé Mack, Tay Martin, Antwane Wells, and ZaQuandre White each had three receptions for Columbus. Tony Fields II led the Aviators with 13 tackles (seven solo).

## GAME 4 RECAP

---

The Columbus Aviators have their first win with a final score of 28-14 against the Dallas Renegades on Friday night at Historic Crew Stadium in front of 8,729 fans.

The Dallas Renegades offense jumped out of the gates early, driving 68 yards in 7 plays with QB Austin Reed on the run finding WR Drake Stoops to make it a 7-0 Dallas advantage. Columbus responded strong, getting the ball all the way down to the Dallas 30-yard line on their first drive of the day. An illegal formation penalty followed by an 11-yard sack stalled the Aviators drive and left them with no points.

The Aviators defense wanted the offense back on the field fast, forcing a quick three-and-out of the Renegades. That momentum was used on the following punt return, where WR Antwane Wells' 45-yard return put Columbus in quick scoring position. Looking like the drive was going to end in a field goal attempt, a third-down holding penalty on Dallas put the ball at the 5-yard line, in which RB ZaQuandre White punched in the Aviator's first touchdown with 12:16 left in the second quarter.

QB Austin Reed and the Renegades quickly responded, as his 41-yard rush sparked a 10-play, 80-yard drive that was capped off by a 7 yard touchdown pass from Reed to WR Emmanuel Butler. Columbus had an answer right back, as a toe-tapping 20-yard touchdown catch by WR Keke Chism from QB Jalan McClendon tied the game at 14-14 heading into halftime.

After a tight knit first half, the run game from Columbus took over the game. An early 3rd quarter touchdown fumble recovery from TE Alize Mack put the Aviators up 21-14. The defense made two quick stops, and then the offense finished a 10-minute, 18-play drive to make the score 28-14. Toa Taua capped off the drive with a 2-yard touchdown.

The Aviators set season highs in first downs (26), rushing attempts (47), and rushing yards (202). They also dominated possession 36:38 to 23:22.

Dallas got deep into Columbus territory trying to make it a one-score game late, but an interception by Smoke Monday sealed the deal for the Aviators first win as a franchise.

## GAME 6 RECAP

---

The Columbus Aviators won their sixth game, with a final score of 24-17 against the Houston Gamblers on Friday night at Historic Crew Stadium in front of 8,347 fans.

Columbus opened the game with scoring, moving 73 yards and finishing with a 3-yard rushing touchdown by John Lovett for a 7-0 lead. Houston answered with a 71-yard drive highlighted by a 37-yard scramble from Nolan Henderson that set up a 13-yard touchdown run by Mark Major to tie the game at 7-7 with 12:30 remaining in the first quarter. The Aviators regained the lead early in the second when Jalan McClendon connected with Antwane Wells Jr. on a 9-yard touchdown pass to make it 14-7 at 11:28. Houston responded with a 33-yard field goal by John Hoyland after capitalizing on two 15-yard Columbus penalties, cutting the deficit to 14-10 with 8:07 left in the half.

Columbus extended their lead to 21-10 after a 52-yard completion to Tay Martin set up ZaQuandre White's 7-yard rushing touchdown with 5:49 remaining. Columbus's defense put a stop to Houston after holding them to only 8 yards on their next possession. The Aviators took over at their own 25-yard line and went 5 plays for 10 yards before punting to the Houston 11-yard line to finish the half.

The Aviators came out strong in the second half, holding the Gamblers to a three-play drive before forcing a punt. Columbus then moved the ball 37 yards and finished the series with a 48-yard field goal from Ryan Coe to extend the lead to 24-10. Houston was quickly stalled on their next possession, taking a sack from Kenny Willekes for a 7-yard loss, and was forced to punt. Houston held Columbus to 43 yards and responded late in the third with a drive highlighted by a 20-yard completion to Geor'Quarius Spivey and a 21-yard touchdown pass from Taulia Tagovailoa to Lawrence Keys with 0:56 remaining to make the score 24-17

Both teams exchanged punts on back-to-back possessions to open the fourth quarter. Columbus followed with a 43-yard drive that stalled and ended in a missed 49-yard field goal. Houston's offense continued to struggle late, with a sack by Jalin Walker that helped force a punt after a negative-yardage drive. With under a minute remaining, Ron Stone Jr added another sack to push Houston back deep in its own territory. On the final play of the game, Kedrick Whitehead Jr intercepted Jontre Kirklín at the Houston 31 to seal the game.

# COLUMBUS AVIATORS COACHING STAFF



## TED GINN JR. HEAD COACH

- Ted Ginn Jr. is a former NFL wide receiver and return specialist known for his blazing speed.
- Drafted 9th overall in 2007 by the Miami Dolphins out of Ohio State, playing 14 seasons with teams like the Dolphins, 49ers, Panthers, Saints, Cardinals, and Bears, becoming a key big-play threat, especially during Carolina's Super Bowl run.
- After his NFL stint, he played a pivotal role in coaching and community leadership at Glenville High School.
- A legendary Buckeye, he was a First-Team All-Big Ten selection in 2006, helping them reach the BCS National Championship. He excelled as a receiver (125 rec, 1,943 yds, 15 TDs) and returner (900 punt return yards, second all-time at OSU).
- First year as head coach in the UFL for the inaugural Columbus Aviators.

## TODD HALEY OFFENSIVE COORDINATOR



- Boasts over 20 years of NFL coaching experience, including a three-season stint as head coach of the Kansas City Chiefs (2009–2011), where he led the team to an AFC West title in 2010.
- Served as offensive coordinator for three different NFL franchises—the Arizona Cardinals, Pittsburgh Steelers, and Cleveland Browns—notably guiding the 2008 Cardinals to their first Super Bowl appearance (XLIII) with a franchise-record 427 points.

## CAPTAIN MUNNERLYN DEFENSIVE COORDINATOR



- His coaching with the Columbus Aviators marks his professional coaching debut following a rapid ascent through the high school coaching ranks.
- Transitioned into coaching after a 10-year NFL career, most recently leading Julius L. Chambers High School in Charlotte, NC, as head coach (2025) and serving as an assistant at Myers Park High School.
- A former seventh-round draft pick (2009) who played 154 career games primarily with the Carolina Panthers and Minnesota Vikings; he still holds the Panthers' franchise record for career interceptions returned for touchdowns (5).

## BOB SAUNDERS PASSING COORDINATOR/ RUNNING BACKS/TIGHT ENDS



- Previously held offensive coordinator roles for the Tampa Bay Bandits (2022) and Memphis Showboats (2023) in the USFL; he also earned a UFL Championship ring in 2011 as the wide receivers coach for the Virginia Destroyers.
- Spent over a decade in the NFL with the Kansas City Chiefs, Washington Redskins, St. Louis Rams, and Cleveland Browns, primarily focusing on wide receivers and offensive quality control.

## LARRY GRANT SPECIAL TEAMS/ LINEBACKERS



- Grant brings NFL experience as a linebacker with the San Francisco 49ers, St. Louis Rams, Chicago Bears, and Cleveland Browns, after a standout collegiate career at Ohio State University.
- He began his coaching path as a defensive analyst at UNLV, translating his on-field knowledge into player development and scheme expertise.

## JORDAN OVERTON WIDE RECEIVERS



- Jordan "Tito" Overton brings extensive collegiate and professional experience, having coached wide receivers at Indiana State, Texas Tech, Vanderbilt, Dayton, and Franklin College.
- He contributed to Texas Tech's nationally ranked 2024 offense, mentoring three 600-yard receivers and the FBS leader in third-down receptions, and also gained NFL experience through the 2023 Bill Walsh Diversity Coaching Fellowship with the Carolina Panthers.

## CURTIS TERRY SR. DEFENSIVE LINE



- Terry, an Ohio State alumnus and national championship participant, brings defensive expertise having coached at Bluefield State, Central State, Florida Memorial, and Eastern Michigan, transforming defensive units with a focus on technique, leadership, and playmaking.

## RASUL SPAIN DEFENSIVE BACKS



- Spain has been an instrumental part of Ginn Elite and coached at Glenville High School in Cleveland, Ohio.
- He brings hands-on experience developing young athletes and a practical, fundamentals-focused approach to the position.

## RONNIE VINKLAREK OFFENSIVE LINE



- Vinklarek brings over 40 years of coaching experience across the NFL, CFL, XFL, and collegiate ranks, including stints with the Tennessee Titans, Buffalo Bills, and Rice University.
- Known for developing technically sound and physically dominant offensive lines,



# COLUMBUS AVIATORS

## LEON O'NEAL JR.

SAF



27 • 6-1 • 212

Hometown:  
Cypress, TX

College:  
Texas A&M

0

- Signed with the Columbus Aviators on 4/13/2026
- O'Neal was named to the All-UFL Team and nominated for UFL Sportsman of the Year.
- 2025 Key Stats (Houston): 46 tackles, 4 tackles for loss (TFL), 1 sack, 1 interception (pick-six), and 3 pass breakups.
- Before joining the UFL, he spent time with the Edmonton Elks (CFL), where he recorded 35 defensive tackles in 2024, and had a brief stint with the San Francisco 49ers as an undrafted free agent in 2022.

## TONY FIELDS II

MLB



26 • 6-0 • 222

Hometown:  
Las Vegas, NV


College:  
West Virginia

1

- Signed with the Aviators in February 2026 and is expected to be a day-one starter at linebacker; he brings rare professional experience to the expansion roster, having appeared in 45 career NFL games.
- Spent four seasons with the Cleveland Browns (2021-2024), where he recorded 88 total tackles and two defensive touchdowns; his breakout 2022 campaign featured a career-high 48 tackles and a 22-yard interception return for a touchdown against the Houston Texans.
- A prolific tackler who earned Freshman All-American honors at Arizona before transferring to West Virginia (2020); in his lone season with the Mountaineers, he led the team with 88 tackles in just nine games and was named the Big 12 Defensive Newcomer of the Year.

## JALEN MORTON

QB



28 • 6-4 • 226

Hometown:  
Pine Bluff, AR

College:  
Prairie View A&M

2

- Earned 2025 AF1 Rookie of the Year honors with the Southwest Kansas Storm, where he accounted for 57 total touchdowns (40 passing, 17 rushing) and over 2,800 yards of total offense in just eight games.
- A true dual-threat veteran who has spent time with the Green Bay Packers and Indianapolis Colts in the NFL, the Hamilton Tiger-Cats in the CFL, and won a USFL Championship in 2023 as a member of the Birmingham Stallions.

## KEKE CHISM

WR



27 • 6-4 • 215

Hometown:  
Daingerfield, TX

College:  
Missouri

3

- A consistent playmaker across four professional spring seasons, totaling over 900 receiving yards and seven touchdowns; he spent three years with the Gamblers and Roughnecks where he led the team in receiving yards (299) and touchdowns (4) during the 2025 UFL campaign.
- Successfully transitioned from Division II Angelo State where he ranks sixth in program history with 2,221 receiving yards to becoming a top target for the University of Missouri; he led the Tigers in both receptions (35) and yards (458) during his first season in the SEC (2020).

## ZAQUANDRE WHITE

RB



27 • 6-1 • 206

Hometown:  
Cape Coral, FL

College:  
South Carolina

4

- Joins the Aviators after emerging as a top offensive threat for the Houston Roughnecks in 2025; he led Houston in rushing with 336 yards and four touchdowns across eight games.
- Averaged 6.6 yards per touch during his time at South Carolina (2020-2021), the third-highest mark in school history; he is uniquely versatile, having played both linebacker and running back during his college career at Florida State and South Carolina.
- During Week 1 of the 2026 UFL season, White ranked #4 in total yards (48).

## JOHN LOVETT

RB



26 • 5-11 • 215

Hometown:  
Burlington City, NJ

College:  
Penn State

5

- Following two seasons with the San Antonio Brahmas; he gained league-wide recognition in 2024 by setting the UFL single-game rushing record with 155 yards against the DC Defenders.
- Transitioned to the UFL after stints with the Carolina Panthers (2022) and Pittsburgh Steelers (2023) in the NFL, as well as a productive 2023 season with the Vegas Vipers where he appeared in all 10 games.
- A versatile athlete who finished his collegiate career at Penn State (2021) after four years at Baylor, where he finished 16th on the school's all-time rushing list with 1,803 yards and 17 touchdowns

## ANTWANE WELLS

WR



24 • 5-11 • 204

Hometown:  
Richmond, VA

College:  
Ole Miss

6

- Having signed with the team in February 2026 following his transition from the NFL; he originally entered the professional ranks as an undrafted free agent with the New York Giants in 2025.
- Elite SEC Production: Earned First-Team All-SEC honors at South Carolina (2022) after leading the team with 68 receptions for 928 yards and six touchdowns; he concluded his collegiate career at Ole Miss (2024), where he maintained a dynamic 19.8 yards-per-reception average.
- Established himself as an All-American at James Madison (2020-2021), where he set single-season program records for receiving yards (1,250) and touchdowns (15) during his sophomore campaign before making the jump to the Power 5 level

## JAYLON MOORE

WR



28 • 6-2 • 198

Hometown:  
Memphis, TN

College:  
Tennessee-Martin

7

- Previously spent the 2025 season with the Michigan Panthers, where he tied for the team lead in receptions and led the squad in receiving yards (216) over nine appearances.
- Originally signed as an undrafted free agent with the Baltimore Ravens (2020), he has since spent time on the rosters or practice squads of the New York Giants and Jacksonville Jaguars.
- A standout at UT Martin (2016-2019), he finished his career with 1,492 receiving yards and 18 touchdowns, including a dynamic senior season where he averaged over 16 yards per catch.

## JALAN MCCLENDON

QB



30 • 6-4 • 222

Hometown:  
Charlotte, NC

College:  
Baylor

8

- McClendon had a strong 2025 campaign with the Houston Roughnecks, where he started five games, throwing for 744 yards and four touchdowns while adding another 108 yards and a score on the ground.
- A seasoned spring football signal-caller who has spent time with the Vegas Vipers (XFL 2023) and DC Defenders (UFL 2024); he also spent time in the NFL with the Baltimore Ravens and Washington Redskins (2019).
- Completed his collegiate career at Baylor (2018), where he appeared in nine games and threw for 715 yards after transferring from NC State, where he served as the primary backup to NFL starter Jacoby Brissett.

## CAM SMITH

CB



25 • 6-1 • 183

Hometown:  
Blythewood, SC

College:  
South Carolina

9

- After being selected in the fifth round of the 2026 UFL Draft, he joins a secondary led by defensive coordinator Captain Munnerlyn and head coach Ted Ginn Jr.
- Originally a second-round pick (51st overall) by the Miami Dolphins in the 2023 NFL Draft; he spent three seasons in Miami, primarily contributing on special teams and appearing in 15 games between 2023 and 2024 before a shoulder injury sidelined him.
- A standout at the University of South Carolina (2019-2022), where he earned Second-Team All-SEC honors in 2021; he finished his collegiate career with six interceptions and 18 passes defended, ranking as one of the top defensive backs in the country during his junior season.

## NOAH DAWKINS

OLB



28 • 6-1 • 239

Hometown:  
Spartanburg, SC

College:  
The Citadel

10

- Standout three-season tenure with the Michigan Panthers (2023-2025)
- Has appeared in 17 career NFL games over three seasons, primarily with the Tampa Bay Buccaneers (2019) and New York Jets (2020-2021) after originally entering the league as an undrafted free agent out of The Citadel.
- Earned First-Team All-Southern Conference honors at The Citadel (2018), where he finished his career with 166 tackles, 31.5 tackles for loss, and 14 sacks; as a senior, he was a Mel Kiper "Big Board" prospect and memorably earned SoCon Defensive Player of the Week after recording two interceptions (one returned for a TD) in a single game.

## FRED THOMPKINS

LB



25 • 5-10 • 217

Hometown:  
Paso Robles, CA


College:  
UNLV

11

- Following a stint as an undrafted free agent with the Las Vegas Raiders; he joins the Aviators' linebacker corps looking to make an immediate impact on the expansion roster.
- Began his collegiate career at City College of San Francisco (CCSF), where he helped lead the program to a perfect 13-0 record and a state championship in 2021; he was a highly touted prospect, named the JC Freshman Player of the Year in 2019 after a 90-tackle debut season.
- Week 1 ranked #1 for most tackles in the UFL.

## AIDAN SAYIN

QB



23 • 6-2 • 200

Hometown:  
Carlsbad, CA

College:  
Penn

12

- Joining a quarterback room that includes veterans Jalan McClendon and Jalen Morton; his signing brings a "hometown" connection as the older brother of Ohio State starting quarterback Julian Sayin.
- Finished his career at the University of Pennsylvania (2021-2024) as the program's all-time leader in completions (719) and ranks second in career passing yards (7,177) and fourth in passing touchdowns (45).
- A two-time Honorable Mention All-Ivy selection who started 31 games for the Quakers; he became the first player in Penn history to record four games with 350+ passing yards in a single season (2023) and maintained a career 62.5% completion rate.

## O'DONNELL FORTUNE

CB



24 • 6-1 • 189

Hometown:  
Sumter, SC

College:  
South Carolina

13

- Stint in the NFL with the New York Giants, who originally signed him as an undrafted free agent in May 2023; he was officially added to the Aviators roster in February 2026.
- Earned Defensive MVP honors at the 100th East-West Shrine Bowl (2025) after returning an interception 65 yards for a touchdown, solidifying his reputation as a big-play defensive back heading into the professional ranks.
- A versatile, five-year contributor at the University of South Carolina (2020-2024) who recorded 108 career tackles and seven interceptions; he famously tied a school record with a 100-yard interception return for a touchdown against Notre Dame in the 2022 Gator Bowl.

## AKEEM DENT

FS



26 • 6-0 • 199

Hometown:  
Pahokee, FL

College:  
Florida State

15

- Following a tenure with the Michigan Panthers (2024-2025), where he appeared in eight games during the 2025 season; he enters the 2026 campaign as a projected core safety for the expansion roster.
- A five-year letterwinner and honorable mention All-ACC selection (2023) at Florida State University who finished his career with 187 total tackles, 15 pass breakups, and a forced fumble; he was the active career leader in pass breakups for the Seminoles prior to declaring for the NFL draft.
- Originally signed as an undrafted free agent with the Los Angeles Chargers (2024) after recording seven tackles during the NFL preseason; he also earned recognition as a five-star recruit coming out of high school, ranked as the No. 5 cornerback in the nation.

## YULKEITH BROWN

WR



22 • 5-10 • 162

Hometown:  
Miami, FL

College:  
Tulane

17

- Signed with the team on April 9, 2026.
- Considered a "shifty slot receiver" known for his legitimate explosiveness and "track speed".
- He began his college journey at Texas A&M, where he spent two seasons (2021-2022) before transferring to Tulane. Over two seasons with the Green Wave (2023-2024), he recorded 64 receptions for 806 yards and 6 touchdowns, earning an Honorable Mention All-AAC selection as a senior.
- At Miami Central High School, Brown was a versatile, four-star recruit who played both wide receiver and cornerback. He helped lead his team to two Florida 6A state championships and was named the offensive MVP of the Florida-Georgia All-Star Game in 2020.

## EASOP WINSTON JR.

WR



29 • 6-0 • 192

Hometown:  
San Francisco, CA

College:  
Washington

18

- Signed with the team on May 5, 2026.
- Began his collegiate career at the City College of San Francisco before transferring to Washington State University. With the Cougars, he earned All-Pac-12 Honorable Mention honors in 2019 after recording 85 receptions for 970 yards and 11 touchdowns.
- Spent time on NFL rosters and practice squads, including stints with the Los Angeles Rams, New Orleans Saints, Cleveland Browns, Seattle Seahawks, and New York Jets.
- Beyond his role as a receiver, Winston has served as a punt and kick returner. During the 2021 season with the Saints, he averaged 11.9 yards on 10 punt returns.

## PERRION WINFREY

DT



25 • 6-3 • 317

Hometown:  
Maywood, IL

College:  
Oklahoma

19

- Signed with the team on April 22, 2026.
- Was signed to the practice squad of the New York Jets after being waived by Cleveland and eventually became a free agent after his contract with New York expired.
- Appeared in 13 games during his rookie season with the Cleveland Browns, totaling 22 tackles and a pair of passes defended. Drafted by the Browns with the 108th overall pick in the fourth round of the 2022 NFL Draft.
- Spent two seasons at the University of Oklahoma where he was an All-Big 12 second team selection in both 2020 and 2021. Started 20 of his 23 career games for Oklahoma, registering 42 total tackles, 17.0 tackles for loss, six sacks, one forced fumble and three pass break ups.
- Rated as the No. 1 junior college recruit by ESPN and 247Sports, compiling a total of 55 tackles, 23 TFLs, 9.5 sacks and a forced fumble in his two seasons for the Reivers.

## NEHEMIAH SHELTON

CB



26 • 6-0 • 185

Hometown:  
Gardena, CA

College:  
San Jose State

23

- Following a standout 2024-2025 tenure with the Memphis Showboats; he was a defensive mainstay in Memphis, recording 33 tackles and 4 pass breakups during the 2024 season.
- Transitioned to the spring leagues after spending the 2023 NFL season on the New York Jets practice squad; he originally signed with the Jets as an undrafted free agent and appeared in all three preseason games, recording two tackles.
- A five-year standout at San Jose State (2018-2022) who earned All-Mountain West honors in three consecutive seasons; he finished his collegiate career ranked fourth in program history with 32 passes defended and recorded eight career interceptions.

## ELIJAH BLADES

CB



26 • 6-2 • 185

Hometown:  
Pasadena, CA

College:  
Buffalo

24

- Signed with the team on May 4, 2026.
- Blades is known for his size and speed, having clocked a 4.4-second 40-yard dash and being ranked as the top JUCO cornerback prospect in the nation before moving to the Power Five level.
- He played at multiple top-tier programs, including Texas A&M, Florida, and Buffalo, recording 19 tackles and 1.5 sacks during his debut season in the SEC.

## SMOKE MONDAY

CB



26 • 6-2 • 206

Hometown:  
Atlanta, GA

College:  
Auburn

27

- Signed with the team on April 2, 2026.
- Auburn University (2018-2021), he was a Second-team All-SEC selection in 2020. He is known for his "ball-hawking" ability, finishing his college career with five interceptions—three of which he returned for touchdowns, tying an Auburn school record.
- Before the UFL, he signed with the New Orleans Saints as an undrafted free agent in 2022 but spent the season on injured reserve due to a torn ACL. He later gained professional experience in the Canadian Football League (CFL) with the Montreal Alouettes and the Indoor Football League (IFL) with the Massachusetts Pirates.

## KYREE WOODS\*

CB



28 • 6-0 • 190

Hometown:  
Mesa, AZ

College:  
San Diego State

28

- Placed on IR on May 5th, 2026.
- Following two productive seasons with the Memphis Showboats (2024-2025); he enters the 2026 campaign as a veteran presence in the Aviators' secondary with 18 games of professional spring football experience.
- Established himself as a reliable starter in Memphis, recording 38 tackles and 3 interceptions during the 2024 UFL season; he famously recorded a multi-interception game against the Michigan Panthers, showcasing his elite diagnostic skills.
- A five-year standout at San Diego State (2016-2020) who overcame a season-ending injury to earn Honorable Mention All-Mountain West honors in 2019; he finished his collegiate career with 102 tackles and 19 pass breakups, ranking among the team's top defensive backs during his

## XAVIER BENSON

LB



25 • 6-2 • 230

Hometown:  
Texarkana, TX


College:  
Oklahoma State

30

- Enters the 2026 season as a key defensive contributor for the expansion roster.
- Exhausted his collegiate eligibility at Oklahoma State (2022-2023) as a regular starter who recorded 141 total tackles and 11.5 tackles for loss over two seasons; he famously earned Big 12 Defensive Player of the Week honors after a dominant "Bedlam" performance against Oklahoma (2023) featuring seven tackles, a sack, and a forced fumble.
- A highly productive athlete who began his career at Texas Tech (2018-2019) before becoming the No. 1 ranked NJCAA tackler at Tyler Junior College in 2021 with 120 total stops; his 6'2", 230-pound frame and side-line-to-side-line range made him a sought-after prospect at every level.

## KEDRICK WHITEHEAD JR.

CB



26 • 5-10 • 206

Hometown:  
Middletown, DE

College:  
Delaware

32

- 2025 season with the Michigan Panthers, where he was named the 2025 UFL Special Teams Player of the Year and earned a spot on the All-UFL Team.
- Originally signed with the Tampa Bay Buccaneers (2023) as an undrafted free agent after a standout performance at their rookie minicamp; he also earned training camp love with the New England Patriots in July 2025 following his decorated spring league campaign.
- A rare four-time First-Team All-CAA selection at the University of Delaware (2018-2022) who finished his career with 295 tackles, ranking sixth among defensive backs in program history; he was a three-time team captain and a nine-time All-American during his tenure with the Blue Hens.

## HENRY BLACK

SS



29 • 6-1 • 205

Hometown:  
Shreveport, LA

College:  
Baylor

33

- Following a standout 2025 season with the Houston Roughnecks, where he recorded 58 total tackles and an interception.
- Boasts extensive NFL experience, appearing in 25 regular season games and three playoff contests primarily with the Green Bay Packers (2020–2021); recorded 38 career NFL tackles and one interception before spending additional professional time with the Giants, Colts, Steelers, and Browns.
- A contributor at Baylor University who appeared in 52 career games, he was a key member of the 2019 squad that reached the Big 12 Championship and the Sugar Bowl.

## TOA TAU

RB



26 • 5-8 • 204

Hometown:  
Lompoc, CA

College:  
Nevada

35

- Joined the professional ranks as an undrafted free agent with the Philadelphia Eagles (2023) and spent time on the practice squad of the New York Giants (2024); he is known for his unique combination of a low center of gravity (5'9", 210 lbs) and elite pass-catching ability out of the backfield.
- Finished his career at the University of Nevada as one of the most productive players in program history, ranking second all-time in career rushing yards (3,997) and rushing touchdowns (33); he was a four-time All-Mountain West selection and the 2018 Mountain West Freshman of the Year.

## RYAN COE

K



24 • 6-4 • 230

Hometown:  
McDonald, PA

College:  
California

40

- Originally signed as an undrafted free agent with the Tampa Bay Buccaneers (2025) after a productive collegiate career; he appeared in the 2025 NFL preseason, notably connecting on a 36-yard field goal against the Tennessee Titans.
- A veteran of four Division I programs—Delaware, Cincinnati, North Carolina, and California—who connected on 62 of 83 career field goals; he holds several program records for accuracy and notably made four field goals of 50+ yards during his final season at Cal (2024).
- In week 1 Coe had a 35 yard 3-point field goal at 9:13 in the first quarter. He then followed with another 3-point field goal of 37 yards at 1:57. To start the fourth quarter, he made a 33 yard field goal to make the score 9-23.

## MICHAEL LAWSON

CB



• 5-10 • 185

Hometown:  
Hayward, CA

College:  
Western Illinois

41

- Joins the Aviators following two productive seasons with the Memphis Showboats (2024–2025), having recorded 42 tackles and two interceptions during his professional spring league tenure.
- Transitioned to the professional ranks after being invited to the Indianapolis Colts (2023) rookie minicamp; he is known for his rare versatility as a defensive back who also excels as a return specialist, totaling over 500 return yards in his professional career.
- A highly decorated collegiate athlete who earned First-Team All-MVFC honors at Western Illinois (2021–2022) after transferring from Lamar University; he finished his college career with 10 interceptions and was a two-time FCS All-American nominee, ranking among the nation's leaders in solo tackles per game.

## CELESTIN HABA

DE



26 • 6-2 • 250

Hometown:  
Columbia, SC


College:  
Texas A&M Commerce

45

- Signed with the team on May 4, 2026.
- Haba is a disruptive defensive lineman who has played across multiple professional leagues, including stints in the CFL with the Winnipeg Blue Bombers and Toronto Argonauts.
- Played at Texas A&M Commerce where he recorded 13 tackles for loss and 8.5 sacks in just 16 games, earning First Team All-Southland Conference honors in 2022.
- Throughout his career, he has demonstrated talent in high-impact plays, including recording a sack in his professional debut and totaling 6 career sacks and three forced fumbles during his time in Canada.

## KENNY WILLEKES

DE



28 • 6-3 • 263

Hometown:  
Rockford, MI

College:  
Michigan State

48

- Two standout seasons with the Michigan Panthers (2024–2025), where he recorded 7.5 sacks and 52 tackles over 18 games and was widely considered one of the league's top edge rushers.
- Originally a seventh-round pick by the Minnesota Vikings (2020), he appeared in six games during the 2021 season, recording 2.5 sacks and 18 tackles; his professional journey also includes stints with the Pittsburgh Steelers (2025) and training camp experience with the Vikings.
- Former walk-on who became the Spartans' all-time leader in tackles for loss (51.0); he was a two-time First-Team All-Big Ten selection and won the 2019 Bursworth Trophy, awarded to the nation's most outstanding player who began their career as a walk-on.

## PAYTON BUNCH

LS



25 • 6-3 • 238

Hometown:  
Pendleton, SC

College:  
Virginia

50

- Earned the starting role following a competitive training camp and a successful professional debut in the 2025 spring league cycle.
- Originally signed as an undrafted free agent with the Chicago Bears (2025), where he competed throughout the preseason and showcased elite snap velocity; he also received a workout invitation from the New York Jets prior to joining the UFL.
- A three-year starter at Coastal Carolina University (2021–2024) who appeared in 38 consecutive games as the primary long snapper; he was a key part of a specialist unit that ranked among the most efficient in the Sun Belt Conference and was a 2024 Patrick Mannelly Award watch list member.

## RON STONE JR.

DE



25 • 6-3 • 257

Hometown:  
San Jose, CA

College:  
Washington State

56

- Standout 2025 campaign with the Michigan Panthers, where he recorded 12.5 sacks; he enters the 2026 season as a cornerstone of the expansion roster's pass rush.
- Finished a prolific six-year career at Washington State (2018–2023) with 202 tackles, 31.5 tackles for loss, and 16 sacks; he was a three-time All-Pac-12 selection (First Team in 2021) and the 2019 Bursworth Trophy finalist.
- Originally signed as an undrafted free agent with the Las Vegas Raiders (2024) before transitioning to the UFL; he is the son of Ron Stone, a 13-year NFL veteran offensive lineman and two-time Super Bowl champion.
- Week 1 ranked #2 in sacks.

## JAILIN WALKER

MLB



23 • 6-0 • 219

Hometown:  
Richmond, VA

College:  
Indiana

57

- Following an NFL stint as an undrafted free agent with the Las Vegas Raiders in 2025.
- Earned Honorable Mention All-Big Ten honors (2024) during his lone season at Indiana, where he recorded 82 tackles, 10 tackles for loss, and two interceptions; he famously earned Big Ten Defensive Player of the Week honors after recording 4.0 TFLs and an interception in a victory over Purdue.
- A highly versatile defender known for his sideline-to-side-line range, clocking a sub-4.40 40-yard dash during his pro day; prior to Indiana, he was a two-time All-Sum Belt selection at James Madison, where he finished with 142 career tackles and three interceptions.

## BLESS HARRIS

T



25 • 6-4 • 325

Hometown:  
New Orleans, LA

College:  
TCU

58

- NFL stint as an undrafted free agent with the Chicago Bears (2025).
- Completed his collegiate career at TCU (2024), where he started all 12 games at left tackle and allowed only two sacks on over 400 pass-blocking snaps; he also spent two seasons at Florida State, including a 2023 campaign where he started five games and helped the Seminoles to an undefeated regular season and an ACC Championship.
- A massive presence on the offensive line at 6'5" and 325 pounds with 35-inch arms; prior to his Power Five jump, he was a standout starter at Lamar University (2019-2021), where he earned All-Southland Conference honors and was a two-time team offensive lineman of the year.

## CHRIS GLASER

G



26 • 6-4 • 306

Hometown:  
Honolulu, HI

College:  
Virginia

64

- Standout 2025 campaign with the Houston Roughnecks, where he started all 10 games at right guard and was a key factor in the league's third-ranked rushing offense.
- Has appeared in five career NFL games over four seasons (2022-2025), primarily with the New York Jets and Dallas Cowboys; he originally entered the league as an undrafted free agent with the Kansas City Chiefs and has spent professional time with the Chicago Bears and New Orleans Saints.
- A five-year mainstay on the offensive line at the University of Virginia (2017-2021) who appeared in 54 career games with 44 starts; he was a versatile asset for the Cavaliers, earning All-ACC Honorable Mention honors and starting at both guard positions and right tackle.

## WISDOM QUARSHIE

G



- • 6-2 • 310

Hometown:  
Winslow, NJ

College:  
Temple

66

- Joins the inaugural roster as a highly agile "pulling guard" known for his ability to mobilize and seal edges on run plays.
- A battle-tested six-year veteran at Temple University (2019-2024) who appeared in 46 career games; he earned All-AAC Honorable Mention honors in 2023 after starting 11 games at right guard and anchoring a pass-heavy offense that averaged over 370 yards per game.
- Originally signed with the Owls as a defensive tackle (2019) before successfully converting to offensive line during his redshirt freshman season; he became a fixture on the offensive front, proving his durability through multiple coaching changes and scheme shifts.

## AARON MONTEIRO

G



28 • 6-6 • 339

Hometown:  
Brockton, MA

College:  
Boston College

67

- Made league history as the first-ever pick drafted by the Columbus Aviators (2026); he joins the expansion franchise as an anchor for the offensive line after two highly productive seasons with the San Antonio Brahmas (2024-2025).
- Spent four seasons in the NFL (2019-2022) with the Miami Dolphins, New England Patriots, Carolina Panthers, and Washington Commanders; known for his rare positional flexibility, he has professional experience at both guard and tackle.
- A four-year starter and ironman at Boston College (2015-2018) who appeared in 48 career games, primarily at left tackle; he earned Third-Team All-ACC honors as a senior and was a key protector for an Eagles offense that ranked among the most efficient rushing units in the conference.

## COHL CABRAL

OL



28 • 6-5 • 305

Hometown:  
Rancho Cucamonga, CA  
College:  
Arizona State

69

- Elite 2025 campaign with the Michigan Panthers where he was named to the All-UFL Team; he originally entered the professional spring leagues as a USFL Champion with the Birmingham Stallions (2023).
- A 2020 undrafted free agent who has spent time on the active rosters or practice squads of six NFL franchises, including the Los Angeles Rams, Houston Texans, Minnesota Vikings, New Orleans Saints, Arizona Cardinals, and Dallas Cowboys.
- A two-time team captain for the Sun Devils (2018-2019) and two-time Second-Team All-Pac-12 selection; he appeared in 50 career games with 38 consecutive starts, notably allowing only one sack and 10 quarterback pressures during his entire senior season.

## MATT FARNIOK

C



28 • 6-5 • 325

Hometown:  
Sioux Falls, SD

College:  
Nebraska

71

- Following a 2025 season where he appeared in 10 games with six starts for the Arlington Renegades; he has demonstrated elite positional flexibility throughout his professional career, logging starts at center, guard, and tackle.
- Originally a seventh-round draft pick (No. 238 overall) by the Dallas Cowboys in 2021, he appeared in 19 regular-season games for the franchise over two seasons; his NFL resume also includes development time on the practice squads of the Chicago Bears and Detroit Lions (2023-2024).
- A highly decorated two-time team captain for the University of Nebraska (2016-2020) who finished his career with 32 consecutive starts; he earned Honorable Mention All-Big Ten honors in 2020 and was named the Huskers' Offensive Lineman of the Year in 2019.

## RYAN NELSON

T



26 • 6-6 • 338

Hometown:  
Buena Park, CA


College:  
Virginia

75

- Earned 2025 All-UFL honors as an offensive tackle for the Michigan Panthers before joining the Columbus Aviators for the 2026 season.
- A durable lineman who started 49 consecutive games at both tackle and guard during his college career at the University of Virginia.
- Spent time with the Los Angeles Chargers during the 2025 preseason following a standout performance in the spring football league.

## CHUCK FILIAGA

OL



28 • 6-5 • 363

Hometown:  
Aledo, TX

College:  
Minnesota

77

- NFL stint as an undrafted free agent with the Green Bay Packers (2025).
- A rare offensive lineman who started games for both Michigan (2017-2021) and Minnesota (2022); he appeared in 39 career games for the Wolverines, earning All-Big Ten Honorable Mention honors (2021) and a Joe Moore Award as part of the nation's best offensive line.
- A massive interior presence at 6'6" and 321 pounds who utilized his extra year of eligibility to anchor the Gophers' offensive line, starting all 13 games at right guard in 2022 and earning Third-Team All-Big Ten honors.

## TAY MARTIN

WR



28 • 6-1 • 186

Hometown:  
Houma, LA

College:  
Oklahoma State

81

- Logged professional time with the San Francisco 49ers, Tennessee Titans, and Washington Commanders (2022-2025); notably recorded his first career NFL reception on a 49-yard touchdown pass from Will Levis in Week 18 of the 2024 season and added two receptions for 23 yards in three games for Washington in 2025.
- A standout at both Washington State and Oklahoma State (2017-2021) who amassed 2,810 yards and 28 touchdowns over five seasons; he earned Second-Team All-Big 12 honors in 2021 after leading the conference with 1,046 receiving yards and capped his college career with a three-touchdown performance in the Fiesta Bowl.
- Ranks #5 in the UFL with 86 receiving yards.

## BRAD ROBBINS

P



27 • 6-1 • 218

Hometown:  
Westerville, OH

College:  
Michigan

83

- Originally a sixth-round pick (No. 192 overall) by the Cincinnati Bengals in the 2023 NFL Draft; he served as the primary punter for the Bengals during his rookie season, appearing in 17 games and averaging 44.3 yards per punt with 20 kicks downed inside the 20-yard line.
- A three-time All-Big Ten selection (2020–2022) at the University of Michigan, where he finished his career ranked second in program history in career punting average (43.0 yards); he was a finalist for the Ray Guy Award in 2021 and played a vital role in the Wolverines' back-to-back Big Ten Championships.

## GUNNAR OAKES

TE



26 • 6-4 • 256

Hometown:  
Swanton, OH

College:  
Eastern Michigan

84

- Named to the All-UFL Team in 2025 after recording 14 receptions for 162 yards and two touchdowns.
- Signed a three-year contract with the Detroit Lions in August 2025 following his breakout UFL campaign; he spent the 2025 NFL preseason with the franchise and previously attended rookie minicamp with the Atlanta Falcons.
- A prolific six-year contributor for the EMU Eagles (2017–2022) who appeared in 49 career games; he finished his collegiate career with 56 receptions for 621 yards and two touchdowns, notably helping lead the program to its first bowl victory since 1987 in his final game.

## CAM MCDONALD

TE



26 • 6-4 • 237

Hometown:  
Long Beach, CA

College:  
Florida State

87

- Transitioned to the spring leagues after spending time with the Green Bay Packers and Los Angeles Rams (2023) as an undrafted free agent; his professional resume also includes a stint with the Hamilton Tiger-Cats in the CFL (2024–2025).
- A five-year contributor for the Florida State Seminoles (2018–2022) who appeared in 58 career games, totaling 861 receiving yards and five touchdowns; he was a full-time starter in his final three seasons and was named to the 2021 Mackey Award Watch List, given to the nation's top tight end.

## ALIZÉ MACK

TE



28 • 6-4 • 269

Hometown:  
Las Vegas, NV

College:  
Notre Dame

88

- NFL Veteran Pedigree: Originally a seventh-round draft pick (No. 231 overall) by the New Orleans Saints (2019); he has spent six seasons in the NFL on the active rosters or practice squads of the Steelers, Chiefs, Lions, and Packers, appearing in 12 career games.
- Notre Dame Standout: A highly-touted recruit who finished his career at the University of Notre Dame (2015–2018) with 68 receptions for 716 yards and four touchdowns; he earned John Mackey Award Watch List honors and was a key contributor to the Irish's 2018 College Football Playoff run.

## CAEVEON PATTON

DE



27 • 6-1 • 290

Hometown:  
Cuero, TX

College:  
Texas State

96

- Two seasons with the San Antonio Brahmas (2024–2025), where he recorded 34 tackles and 6.0 sacks.
- All-XFL Defensive Anchor: Emerged as a premier spring football playmaker with the Orlando Guardians (2023), where he earned All-XFL honors after leading the league in tackles by a defensive lineman; his professional resume also includes NFL training camp and preseason stints with the Indianapolis Colts (2022) and Atlanta Falcons (2023).
- Texas State Record-Setter: A prolific five-year contributor at Texas State (2017–2021) who appeared in 44 games and totaled 179 career tackles, 11.5 tackles for loss, and 5.5 sacks; he earned All-Sun Belt Honorable Mention honors in 2019 after ranking fifth on the team with 61 total stops.

## PATRICK JENKINS

NT



22 • 6-2 • 287

Hometown:  
New Orleans, LA

College:  
Tulane

98

- Originally selected by the DC Defenders in the 2026 UFL Draft before being traded to Columbus in February 2026 in exchange for tight end Briley Moore.
- Entered the professional ranks as an undrafted free agent in 2025, spending time with the Arizona Cardinals and the Atlanta Falcons practice squad after a standout performance at the New Orleans Saints' rookie minicamp.
- A three-year starter for the Tulane Green Wave (2022–2024) where he earned First-Team All-AAC honors twice (2023, 2024); he finished his collegiate career with 13 sacks and 28 tackles for loss, including a memorable safety against USC in the 2023 Cotton Bowl.

## WALTER PALMORE

DT



29 • 6-3 • 339

Hometown:  
Columbus, GA

College:  
Missouri

99

- Joins the expansion roster after a productive three-season tenure with the Michigan Panthers (2022–2024), where he totaled 62 tackles and forced multiple fumbles as a key interior disruptor.
- A professional veteran who made his NFL debut with the Dallas Cowboys (2020) and spent additional time on the rosters of the Seattle Seahawks and Carolina Panthers (2021, 2024); he also appeared for the Houston Roughnecks in the XFL (2020).
- A former top-100 junior college transfer who became an anchor for the Missouri Tigers (2017–2018); he started all 13 games as a senior, recording 31 tackles and winning the program's Ed "Brick" Travis Interior Lineman of the Year Award.



# COLUMBUS AVIATORS NUMERICAL ROSTER

# ALPHABETICAL ROSTER

NO.	NAME	POS.	HT.	WT.	AGE	LAST COLLEGE	HOMETOWN
0	O'Neal Leon	SAF	6-1	212	27	Texas A&M	Cypress, TX
1	II Fields, Tony	MLB	6-1	220	26	West Virginia	Las Vegas, NV
2	Morton, Jalen	QB	6-4	226	28	Prairie View A&M	Pine Bluff, AR
3	Chism, KeKe	WR	6-4	215	27	Missouri	Daingerfield, TX
4	White, ZaQuandre	RB	6-1	206	27	South Carolina	Cape Coral, FL
5	Lovett, John	RB	5-11	215	26	Penn State	Burlington City, NJ
6	Wells, Antwane	WR	6-0	204	24	Ole Miss	Richmond, VA
7	Moore, Jaylon	WR	6-2	198	28	Tennessee-Martin	Memphis, TN
8	McClendon, Jalan	QB	6-4	222	30	Baylor	Charlotte, NC
9	Smith, Cam	CB	6-0	183	25	South Carolina	Blythewood, SC
10	Dawkins, Noah	OLB	6-1	239	28	The Citadel	Spartanburg, SC
11	Thompkins, Fred	ILB	5-10	217	-	UNLV	Paso Robles, CA
12	Sayin, Aidan	QB	6-2	200	23	Penn	Carlsbad, CA
13	Fortune, O'Donnell	CB	6-0	189	24	South Carolina	Sumter, SC
15	Dent, Akeem	FS	5-11	199	26	Florida State	Pahokee, FL
17	Brown, Yulkeith	WR	5-10	162	22	Tulane	Miami, FL
18	Winston Jr., Easop	WR	6-0	192	6-0	Washington	San Francisco, CA
19	Winfrey, Perrion	DT	6-3	317	25	Oklahoma	Maywood, IL
20	*Jackson, Storey	LB	6-1	228	27	Liberty	Kansas City, KS
21	Miller Jr., D.J.	CB	5-10	193	25	Kent State	O'Fallon, MO
22	Jones, Tre'Von	CB	5-11	172	-	Minnesota	Warrenton, NC
23	Shelton, Nehemiah	CB	6-0	185	-	San Jose State	Gardena, CA
24	Blades, Elijah	CB	6-2	185	26	Buffalo	Pasadena, CA
27	Monday, Smoke	CB	6-2	206	26	Auburn	Atlanta, GA
*28	Woods, Kyree	CB	6-0	190	28	San Diego State	Mesa, AZ
30	Benson, Xavier	LB	6-2	230	25	Oklahoma State	Texarkana, TX
32	Whitehead Jr., Kedrick	CB	5-10	206	26	Delaware	Middletown, DE
33	Black, Henry	SS	6-1	205	29	Baylor	Shreveport, LA
35	Taua, Toa	RB	5-8	225	26	Nevada	Lompoc, CA
40	Coe, Ryan	K	6-2	230	24	California	McDonald, PA
41	Lawson, Michael	CB	5-10	185	-	Western Illinois	Hayward, CA
45	Haba, Celestin	DE	6-2	250	26	Texas A&M Commerce	Columbia, SC
48	Willekes, Kenny	DE	6-3	263	28	Michigan State	Rockford, MI
50	Bunch, Payton	LS	6-3	238	25	Virginia	Pendleton, SC
56	Stone Jr., Ron	DE	6-3	257	25	Washington State	San Jose, CA
57	Walker, Jailin	MLB	6-0	219	23	Indiana	Richmond, VA
58	Harris, Bless	T	6-4	325	25	TCU	New Orleans, LA
64	Glaser, Chris	G	6-4	306	26	Virginia	Honolulu, HI
66	Quarshie, Wisdom	G	6-2	310	-	Temple	Winslow, NJ
67	Monteiro, Aaron	G	6-6	339	28	Boston College	Brockton, MA
69	Cabral, Cohl	OL	6-5	305	28	Arizona	Rancho Cucamonga, CA
71	Farniok, Matt	C	6-5	325	28	Nebraska	Sioux Falls, SD
75	Nelson, Ryan	T	6-6	338	26	Virginia	Buena Park, CA
77	Filiaga, Chuck	OL	6-5	363	28	Minnesota	Aledo, TX
81	Martin, Tay	WR	6-1	186	28	Oklahoma State	Houma, LA
83	Robbins, Brad	P	6-1	218	27	Michigan	Westerville, OH
84	Oakes, Gunnar	TE	6-4	256	26	Eastern Michigan	Swanton, OH
87	McDonald, Cam	TE	6-4	237	26	Florida State	Long Beach, CA
88	Mack, Alize	TE	6-4	269	28	Notre Dame	Las Vegas, NV
96	Patton, Caeveon	DE	6-1	290	27	Texas State	Cuero, TX
98	Jenkins, Patrick	NT	6-2	287	22	Tulane	New Orleans, LA
99	Palmore, Walter	DT	6-3	339	29	Missouri	Columbus, GA

\* Injured Reserve

NO. - NAME - POSITION
30 - Benson, Xavier - LB
33 - Black, Henry - SS
24 - Blades, Elijah - CB
17 - Brown, Yulkeith - WR
50 - Bunch, Payton - LS
69 - Cabral, Cohl - OL
3 - Chism, KeKe - WR
40 - Coe, Ryan - K
10 - Dawkins, Noah - OLB
15 - Dent, Akeem - FS
71 - Farniok, Matt - C
77 - Filiaga, Chuck - OL
1 - Fields, Tony II - MLB
13 - Fortune, O'Donnell - CB
64 - Glaser, Chris - G
45 - Haba, Celestin - DE
58 - Harris, Bless - T
*20 - Jackson, Storey - LB
98 - Jenkins, Patrick - NT
22 - Jones, Tre'Von - CB
41 - Lawson, Michael - CB
5 - Lovett, John - RB
88 - Mack, Alize - TE
81 - Martin, Tay - WR
8 - McClendon, Jalan - QB
87 - McDonald, Cam - TE
21 - Miller Jr., D.J. - CB
27 - Monday, Smoke - CB
67 - Monteiro, Aaron - G
7 - Moore, Jaylon - WR
2 - Morton, Jalen - QB
75 - Nelson, Ryan - T
84 - Oakes, Gunnar - TE
0 - O'Neal Leon - SAF
99 - Palmore, Walter - DT
96 - Patton, Caeveon - DE
66 - Quarshie, Wisdom - G
83 - Robbins, Brad - P
12 - Sayin, Aidan - QB
23 - Shelton, Nehemiah - CB
9 - Smith, Cam - CB
56 - Stone Jr., Ron - DE
35 - Taua, Toa - RB
18 - Taylor, Roc - WR
11 - Thompkins, Fred - ILB
57 - Walker, Jailin - MLB
19 - Winfrey, Perrion - DT
6 - Wells, Antwane - WR
4 - White, ZaQuandre - RB
32 - Whitehead Jr., Kedrick - CB
48 - Willekes, Kenny - DE
18 - Winston Jr., Easop - WR
*28 - Woods, Kyree - CB

\* Injured Reserve



## Columbus Aviators 2026 Season Stats

### Game Results

(As of May 3, 2026)

DATE	OPPONENT	SITE		SCORE	OVERALL	START
03-29-26	Orlando Storm	Orlando,FL	L	16-23	0-1	08:00 PM ET
04-03-26	DC Defenders	Columbus,OH	L	26-44	0-2	08:00 PM ET
04-12-26	Dallas Renegades	Frisco,TX	L	23-28	0-3	12:00 PM ET
04-17-26	Dallas Renegades	Columbus,OH	W	28-14	1-3	08:00 PM ET
04-26-26	Houston Gamblers	Houston,TX	L	13-17	1-4	12:00 PM ET
05-01-26	Houston Gamblers	Columbus,OH	W	24-17	2-4	08:00 PM ET

### COLUMBUS AVIATORS RECORDS

Overall	2-4
Home	2-1
Away	0-3
Current Streak	0

**Columbus Aviators 2026 Season Stats**  
**Team Statistics**  
**(As of May 3, 2026)**



TEAM STATISTICS	CLB	OPP
<b>SCORING</b>	130	143
Points Per Game	21.7	23.8
Points Off Turnovers	20	14
<b>FIRST DOWNS</b>	125	102
Rushing	56	40
Passing	57	44
Penalty	12	18
<b>RUSHING YARDAGE</b>	852	751
Yards gained rushing	893	784
Yards lost rushing	41	33
Rushing Attempts	181	147
Average Per Rush	4.7	5.1
Average Per Game	142.0	125.2
TDs Rushing	10	10
<b>PASSING YARDAGE</b>	972	803
Comp - Att - Int	117 - 170 - 4	80 - 132 - 3
Average Per Pass	5.7	6.1
Average Per Catch	8.3	10.0
Average Per Game	162.0	133.8
TDs Passing	6	7
<b>TOTAL OFFENSE</b>	1824	1554
Total Plays	366	292
Average Yards Per Play	5.0	5.3
Average Plays Per Game	61.0	48.7
Average Yards Per Game	304.0	259.0
KICK RETURNS: #-Yards	22 - 537	19 - 430
PUNT RETURNS: #-Yards	12 - 157	8 - 50
INT RETURNS: #-Yards	3 - 75	4 - 49
KICK RETURN AVERAGE	24.4	22.6
PUNT RETURN AVERAGE	13.1	6.3
INT RETURNS: #-Yards	3 - 75	4 - 49
INT RETURN AVERAGE	25.0	12.3
FUMBLES- LOST	11 - 5	7 - 2
<b>PENALTIES -Yards</b>	38 - 315	35 - 259
Average Penalties Per Game	6.3	5.8
Average Yards Per Game	52.5	43.2
<b>PUNTS -Yards</b>	12 - 615	18 - 769
Average Per Punt	51.3	42.7
Net Punting Average	47.1	34.0
<b>KICKOFFS -Yards</b>	26 - 1651	30 - 1814
Average Per Kick	63.5	60.5
Net Kicking Average	47.0	42.6
<b>TIME OF POSSESSION/Game</b>	33:20	26:39
<b>3RD - DOWN Conversions</b>	26 - 66	21 - 56
3rd - Down Pct	39%	38%
<b>4th - DOWN Conversions</b>	8 - 15	4 - 9
4th - Down Pct	53%	44%
<b>SACKS BY -Yards</b>	13 - 76	15 - 99
<b>MISC YARDS</b>	0	0
<b>TOUCHDOWNS SCORED</b>	17	18
<b>FIELD GOALS MADE - ATTEMPTED</b>	5 - 9	6 - 7
4 - PT FIELD GOALS MADE - ATT	1 - 3	1 - 2
<b>RED - ZONE SCORES</b>	(16 - 21) 76%	(14 - 21) 67%
<b>RED - ZONE SCORING</b>	(16 - 21) 76%	(14 - 21) 67%
<b>ALTERNATIVE KICKS</b>	(0 - 2) 0%	(0 - 0) 0%
1PT CONVERSION - ATTEMPTS	0 - 0 (0%)	0 - 0 (0%)
2PT CONVERSION - ATTEMPTS	0 - 2 (0%)	0 - 1 (0%)
3PT CONVERSION - ATTEMPTS	0 - 1 (0%)	0 - 0 (0%)



SCORE BY QUARTERS	1ST	2ND	3RD	4TH	OT	TOTAL
Columbus Aviators	27	51	23	29	0	130
Opponents	34	51	49	9	0	143

**Columbus Aviators 2026 Season Stats**  
**Individual Statistics - Offense**  
**(As of May 3, 2026)**



RUSHING	GP	ATT	GAIN	LOSS	NET	AVG	TD	LNG	AVG/GM
LOVETT, John	6	55	240	9	231	4.2	2	29	38.5
WHITE, Zaquandre	6	45	228	26	202	4.5	4	42	33.7
TAUA, Toa	6	41	199	3	196	4.8	2	22	32.7
MCCLENDON, Jalan	6	34	192	0	192	5.6	2	19	32.0
WELLS, Antwane	6	2	21	0	21	10.5	0	16	3.5
MOORE, Jaylon	6	1	7	0	7	7.0	0	7	1.2
MORTON, Jalen	5	3	6	3	3	1.0	0	4	0.6
<b>Total</b>	<b>6</b>	<b>181</b>	<b>893</b>	<b>41</b>	<b>852</b>	<b>4.7</b>	<b>10</b>	<b>42</b>	<b>142.0</b>
<b>Opponents</b>	<b>6</b>	<b>147</b>	<b>784</b>	<b>33</b>	<b>751</b>	<b>5.1</b>	<b>10</b>	<b>48</b>	<b>125.2</b>

PASSING	GP	EFF	C-A-I	PCT	YDS	TD	LNG	AVG/G
MCCLENDON, Jalan	6	131.79	115-166-3	69.3	1071	6	52	178.5
MORTON, Jalen	5	0.00	2-3-1	66.7	0	0	1	0.0
MOORE, Jaylon	6	0.00	0-1-0	0.0	0	0	0	0.0
<b>Total</b>	<b>6</b>	<b>123.79</b>	<b>117-170-4</b>	<b>68.8</b>	<b>972</b>	<b>6</b>	<b>52</b>	<b>162.0</b>
<b>Opponents</b>	<b>6</b>	<b>124.66</b>	<b>80-132-3</b>	<b>60.6</b>	<b>803</b>	<b>7</b>	<b>79</b>	<b>133.8</b>

RECEIVING	GP	NO.	YDS	AVG	TD	LNG	AVG/GM
MARTIN, Tay	6	28	340	12.1	1	52	56.7
WELLS, Antwane	6	17	171	10.1	2	27	28.5
CHISM, Keke	6	15	142	9.5	1	20	23.7
MACK, Alize	6	12	146	12.2	1	27	24.3
MOORE, Jaylon	6	10	73	7.3	0	22	12.2
WHITE, Zaquandre	6	10	56	5.6	0	14	9.3
TAUA, Toa	6	9	61	6.8	0	17	10.2
OAKES, Gunnar	6	8	50	6.3	0	11	8.3
LOVETT, John	6	5	14	2.8	1	12	2.3
TAYLOR, Roc	2	2	23	11.5	0	18	11.5
NELSON, Ryan	6	1	-5	-5.0	0	-5	-0.8
<b>Total</b>	<b>6</b>	<b>117</b>	<b>1071</b>	<b>9.2</b>	<b>6</b>	<b>52</b>	<b>178.5</b>
<b>Opponents</b>	<b>6</b>	<b>80</b>	<b>879</b>	<b>11.0</b>	<b>7</b>	<b>79</b>	<b>146.5</b>

**Columbus Aviators 2026 Season Stats**  
**Individual Statistics - Returns**  
**(As of May 3, 2026)**

PUNT RETURNS	NO.	YDS	AVG	TD	LNG
WELLS, Antwane	12	157	13.1	0	46
<b>Total</b>	<b>12</b>	<b>157</b>	<b>13.1</b>	<b>0</b>	<b>46</b>
<b>Opponents</b>	<b>8</b>	<b>50</b>	<b>6.3</b>	<b>0</b>	<b>16</b>

INTERCEPTIONS	NO.	YDS	AVG	TD	LNG
MONDAY, Smoke	1	38	38.0	0	38
JR., Kedrick Whitehead	1	26	26.0	0	26
LAWSON, Michael	1	11	11.0	0	11
<b>Total</b>	<b>3</b>	<b>75</b>	<b>25.0</b>	<b>0</b>	<b>38</b>
<b>Opponents</b>	<b>4</b>	<b>49</b>	<b>12.3</b>	<b>1</b>	<b>17</b>

KICK RETURNS	NO.	YDS	AVG	TD	LNG
WHITE, Zaquandre	9	237	26.3	0	51
MOORE, Jaylon	9	202	22.4	0	40
JONES, Tre'Von	2	52	26.0	0	33
DENT, Akeem	2	46	23.0	0	24
<b>Total</b>	<b>22</b>	<b>537</b>	<b>24.4</b>	<b>0</b>	<b>51</b>
<b>Opponents</b>	<b>19</b>	<b>430</b>	<b>22.6</b>	<b>0</b>	<b>32</b>

FUMBLE RETURNS	NO.	YDS	AVG	TD	LNG
CABRAL, Cohl	1	12	12.0	0	0
MACK, Alize	1	0	0.0	1	0
WELLS, Antwane	1	0	0.0	0	0
JACKSON, Storey	1	0	0.0	0	0
FARNIOK, Matt	1	0	0.0	0	0
NELSON, Ryan	1	0	0.0	0	0
MARTIN, Tay	1	0	0.0	0	0
<b>Total</b>	<b>0</b>	<b>0</b>	<b>0</b>	<b>0</b>	<b>0</b>
<b>Opponents</b>	<b>0</b>	<b>0</b>	<b>0</b>	<b>0</b>	<b>0</b>



**Columbus Aviators 2026 Season Stats**  
**Individual Statistics - All Purpose and Scoring**  
**(As of May 3, 2026)**

**All-Purpose Yardage**

TOTAL OFFENSE	G	PLAYS	RUSH	PASS	TOTAL	AVG/G
MCCLENDON, Jalan	6	200	192	1071	1263	210.5
LOVETT, John	6	55	231	0	231	38.5
WHITE, Zaquandre	6	45	202	0	202	33.7
TAUA, Toa	6	41	196	0	196	32.7
WELLS, Antwane	6	2	21	0	21	3.5
MOORE, Jaylon	6	2	7	0	7	1.2
MORTON, Jalen	5	6	3	0	3	0.6
<b>Total</b>	<b>6</b>	<b>351</b>	<b>852</b>	<b>972</b>	<b>1824</b>	<b>304.0</b>
<b>Opponent</b>	<b>6</b>	<b>279</b>	<b>751</b>	<b>803</b>	<b>1554</b>	<b>259.0</b>

SCORING	TD	FG	4FG	1PT PAT		2PT PAT		3PT PAT		DEFENSE				PTS
				KICK	RUSH	RUSH	RCV	RUSH	RCV	1PT	2PT	3PT	SAF	
COE, Ryan	0	5-9	-	13	0	0	0	0	0	-	-	-	-	28
WHITE, Zaquandre	4	-	-	0	0	0	0	0	0	-	-	-	-	24
LOVETT, John	3	-	-	0	0	0	0	0	0	-	-	-	-	18
WELLS, Antwane	2	-	-	0	0	0	0	0	0	-	-	-	-	12
MCCLENDON, Jalan	2	-	-	0	0	0	0	0	0	-	-	-	-	12
TAUA, Toa	2	-	-	0	0	0	0	0	0	-	-	-	-	12
MACK, Alize	2	-	-	0	0	0	0	0	0	-	-	-	-	12
CHISM, Keke	1	-	-	0	0	0	0	0	0	-	-	-	-	6
MARTIN, Tay	1	-	-	0	0	0	0	0	0	-	-	-	-	6
<b>Total</b>	<b>17</b>	<b>5</b>		<b>13</b>	<b>0</b>	<b>0</b>	<b>0</b>	<b>0</b>	<b>0</b>	<b>0</b>	<b>0</b>	<b>0</b>	<b>0</b>	<b>130</b>
<b>Opponents</b>	<b>18</b>	<b>6</b>		<b>17</b>	<b>0</b>	<b>0</b>	<b>0</b>	<b>0</b>	<b>0</b>	<b>0</b>	<b>0</b>	<b>0</b>	<b>0</b>	<b>143</b>

PATS	1PT PAT		2PT PAT			3PT PAT			DEFENSE			PTS
	KICK	RUSH	RUSH	RCV	PASS	RUSH	RCV	PASS	1PT	2PT	3PT	
MCCLENDON, Jalan	0-0	0-0	0-0	0-0	0-2	0-0	0-0	0-1	-	-	-	0
WHITE, Zaquandre	0-0	0-0	0-1	0-0	0-0	0-0	0-0	0-0	-	-	-	0
TAYLOR, Roc	0-0	0-0	0-1	0-0	0-0	0-0	0-0	0-0	-	-	-	0
COE, Ryan	13-14	0-0	0-0	0-0	0-0	0-0	0-0	0-0	-	-	-	0
<b>Total</b>	<b>13-14</b>	<b>0-0</b>	<b>-</b>	<b>0-2</b>	<b>0-0</b>	<b>-</b>	<b>0-1</b>	<b>0-0</b>	<b>0-0</b>	<b>0-0</b>	<b>0-0</b>	<b>13</b>
<b>Opponents</b>	<b>17-17</b>	<b>0-0</b>	<b>-</b>	<b>0-1</b>	<b>0-0</b>	<b>-</b>	<b>0-0</b>	<b>0-0</b>	<b>0-0</b>	<b>0-0</b>	<b>0-0</b>	<b>17</b>



**Columbus Aviators 2026 Season Stats**  
**Overall Defensive Statistics**  
**(As of May 3, 2026)**

##	DEFENSIVE LEADERS	GP	Tackles				Sacks		Pass Defense			Fumbles			BK	SAF
			UA	A	TOT	TFL/YDS	NO	YDS	INT	IRYDS	BRUP	FF	FR	YDS		
01	II, Tony Fields	6	19	26	45	1-1	0	0	0	0	0	0	0	0	0	0
11	THOMPSON, Fred	6	21	17	38	2-4	0	0	0	0	1	0	0	0	0	0
48	WILLEKES, Kenny	6	13	15	28	4-21	3.5	25	0	0	0	0	0	0	0	0
21	JR., D.J. Miller	6	18	4	22	1-3	0	0	0	0	5	0	0	0	0	0
33	BLACK, Henry	6	13	9	22	0-3	0	0	0	0	0	0	0	0	0	0
56	JR., Ron Stone	6	9	12	21	3-20	4	24	0	0	0	0	0	0	0	0
28	WOODS, Kyree	5	14	5	19	0-0	0	0	0	0	0	0	0	0	0	0
41	LAWSON, Michael	4	10	8	18	1-1	0.5	3	1	11	2	0	0	0	0	0
32	JR., Kedrick Whitehead	4	10	6	16	2-3	0	0	1	26	1	0	0	0	0	0
98	JENKINS, Patrick	6	9	6	15	4-10	1	4	0	0	0	0	0	0	0	0
21	MONDAY, Smoke	4	6	7	13	0-0	0	0	1	38	1	1	0	0	0	0
96	PATTON, Caeveon	6	5	8	13	0-0	0.5	2	0	0	2	1	0	0	0	0
13	FORTUNE, O'Donnell	4	7	4	11	0-3	0	0	0	0	1	0	0	0	0	0
10	DAWKINS, Noah	5	5	4	9	1-1	0	0	0	0	0	0	0	0	0	0
15	DENT, Akeem	3	5	4	9	1-2	0	0	0	0	0	0	0	0	0	0
52	JR., Adam Plant	6	5	2	7	2-6	1	5	0	0	0	0	0	0	0	0
09	SMITH, Cam	5	4	2	6	1-3	0	0	0	0	0	0	0	0	0	0
57	WALKER, Jailin	3	2	4	6	1-5	1	5	0	0	0	0	0	0	0	0
22	JONES, Tre'Von	4	4	1	5	0-0	0	0	0	0	0	0	0	0	0	0
99	PALMORE, Walter	6	3	2	5	2-8	1.5	5	0	0	0	0	0	0	0	0
23	SHELTON, Nehemiah	4	3	0	3	0-0	0	0	0	0	0	0	0	0	0	0
30	BENSON, Xavier	5	0	3	3	0-0	0	0	0	0	0	0	0	0	0	0
81	MARTIN, Tay	6	2	0	2	0-0	0	0	0	0	0	0	0	0	0	0
20	JACKSON, Storey	3	1	1	2	0-0	0	0	0	0	0	0	1	0	0	0
97	CAGE, Jerron	1	1	1	2	0-0	0	0	0	0	0	0	0	0	0	0
06	WELLS, Antwane	6	1	0	1	0-0	0	0	0	0	0	1	0	0	0	0
00	JR., Leon O'Neal	3	0	1	1	0-0	0	0	0	0	0	0	0	0	0	0
03	CHISM, Keke	6	0	1	1	0-0	0	0	0	0	0	0	0	0	0	0
19	WINFREY, Perrion	2	0	1	1	0-0	0	0	0	0	0	0	0	0	0	0
67	MONTEIRO, Aaron	6	0	1	1	0-0	0	0	0	0	0	0	0	0	0	0
<b>Total</b>		<b>6</b>	<b>190</b>	<b>155</b>	<b>345</b>	<b>26-94</b>	<b>13</b>	<b>76</b>	<b>3</b>	<b>75</b>	<b>13</b>	<b>3</b>	<b>1</b>	<b>0</b>	<b>0</b>	<b>0</b>
<b>Opponents</b>		<b>6</b>	<b>269</b>	<b>180</b>	<b>449</b>	<b>30-123</b>	<b>15</b>	<b>99</b>	<b>4</b>	<b>49</b>	<b>23</b>	<b>10</b>	<b>7</b>	<b>42</b>	<b>0</b>	<b>0</b>



**Columbus Aviators 2026 Season Stats**  
**Overall Individual Statistics - Field Goals**  
**(As of May 3, 2026)**

FIELD GOALS	FG	PCT.	01-19	20-29	30-39	40-49	50-59	60+	LONG	BLKD
COE, Ryan	5-9	55.6	0-0	0-0	0-0	0-0	0-0	0-0	53	0
<b>Total</b>	<b>5-9</b>	<b>55.6</b>	<b>0-0</b>	<b>0-1</b>	<b>3-3</b>	<b>1-2</b>	<b>1-3</b>	<b>0-0</b>	<b>53</b>	<b>0</b>
Opponents	6-7	85.7	0-0	2-2	3-3	0-0	1-2	0-0	55	0

FG Sequence	Columbus Aviators				Opponents			
	DIST	RES	QTR	CLOCK	DIST	RES	QTR	CLOCK
Orlando Storm	35	GOOD	1	9:08	55	GOOD	2	00:00
	37	GOOD	1	1:52				
	33	GOOD	4	14:55				
DC Defenders	51	MISS	2	9:44	35	GOOD	2	14:23
					25	GOOD	4	8:12
					32	GOOD	4	1:56
Dallas Renegades	50	MISS	1	00:20				
	53	GOOD	2	4:26				
Dallas Renegades								
Houston Gamblers	29	MISS	4	8:20	56	MISS	2	4:10
					23	GOOD	4	14:20
Houston Gamblers	48	GOOD	3	9:54	33	GOOD	2	8:01
	49	MISS	4	5:29				



**Columbus Aviators 2026 Season Stats**  
**Overall Individual Statistics - Special Teams**  
**(As of May 3, 2026)**

PUNTING	NO	YDS	AVG	LNG	TB	FC	IN20
ROBBINS, Brad	12	615	51.3	63	2	0	5
<b>Total</b>	<b>12</b>	<b>615</b>	<b>51.3</b>	<b>63</b>	<b>2</b>	<b>0</b>	<b>5</b>
Opponents	18	769	42.7	56	1	0	5

KICKOFFS	NO	YDS	AVG	TB	OB	RETN	NET
COE, Ryan	26	1651	63.5	5	0	--	--
<b>Total</b>	<b>26</b>	<b>1651</b>	<b>63.5</b>	<b>5</b>	<b>0</b>	<b>22.6</b>	<b>40.9</b>
<b>Total</b>	<b>30</b>	<b>1814</b>	<b>60.5</b>	<b>3</b>	<b>2</b>	<b>24.4</b>	<b>36.1</b>



### Columbus Aviators 2026 Season Stats

#### Team Game-by-Game (As of May 3, 2026)

Offense		Rushing			Receiving			Passing			Kick Returns			Punt Returns			Tot Pts	Pts						
DATE	OPPONENT	NO	YDS	TD	LNG	NO	YDS	TD	LNG	C-A-I	YDS	TD	LNG	NO	YDS	TD	LNG	NO	YDS	TD	LNG	OFF	TO	SCRD
03-29-26	Orlando Storm	22	120	1	42	21	212	0	22	21-32-0	195	0	22	3	100	0	39	0	0	0	0	315	0	16
04-03-26	DC Defenders	25	161	2	29	23	156	2	26	23-38-2	121	2	26	6	130	0	29	0	0	0	0	282	7	26
04-12-26	Dallas Renegades	20	74	1	8	26	230	2	22	26-34-2	214	2	22	2	70	0	51	4	41	0	19	288	7	23
04-17-26	Dallas Renegades	47	201	2	19	10	126	1	27	10-15-0	110	1	27	3	57	0	23	3	89	0	46	311	0	28
04-26-26	Houston Gamblers	27	117	2	16	16	159	0	27	16-24-0	144	0	27	4	104	0	40	3	28	0	14	261	0	13
05-01-26	Houston Gamblers	40	179	2	22	21	188	1	52	21-27-0	188	1	52	4	76	0	24	2	-1	0	3	367	0	24
<b>Games Played: 6</b>		<b>181</b>	<b>852</b>	<b>10</b>	<b>42</b>	<b>117</b>	<b>1071</b>	<b>6</b>	<b>52</b>	<b>117-170-4</b>	<b>972</b>	<b>6</b>	<b>52</b>	<b>22</b>	<b>537</b>	<b>0</b>	<b>51</b>	<b>12</b>	<b>157</b>	<b>0</b>	<b>46</b>	<b>1824</b>	<b>14</b>	<b>130</b>
		<b>Per Att 4.7</b>			<b>Per Cth 9.2</b>			<b>Eff: 123.79 Y/G: 162.0</b>			<b>Avg 24.4</b>			<b>Avg 13.1</b>			<b>304.0</b>							
<b>Opponent Totals</b>		<b>147</b>	<b>751</b>	<b>10</b>	<b>48</b>	<b>80</b>	<b>879</b>	<b>7</b>	<b>79</b>	<b>80-132-3</b>	<b>803</b>	<b>7</b>	<b>79</b>	<b>19</b>	<b>430</b>	<b>0</b>	<b>32</b>	<b>8</b>	<b>50</b>	<b>0</b>	<b>16</b>	<b>1554</b>	<b>20</b>	<b>143</b>
		<b>Per Att 5.1</b>			<b>Per Cth 11.0</b>			<b>Eff: 124.66 Y/G: 133.8</b>			<b>Avg 22.6</b>			<b>Avg 6.3</b>			<b>259.0</b>							

Defense		Tackles				Sacks		Fumbles			Pass Defense		Blkd	PAT Attempts			Pts			
DATE	OPPONENT	UA	A	TOTAL	TFL-YDS	NO	YDS	FF	FR	YDS	INT	YDS	BRUP	KICK	KICK	RUSH	PASS	TO	SAF	ALLW
03-29-26	Orlando Storm	41	30	71	6-28	4	23	0	0	0	0	0	1	0	1-1	0-0	0-0	1	0	23
04-03-26	DC Defenders	31	26	57	3-5	1	9	1	1	0	1	11	1	0	2-2	0-0	0-1	4	0	44
04-12-26	Dallas Renegades	27	33	60	3-7	2	5	0	0	0	0	0	4	0	2-2	0-0	0-1	2	0	28
04-17-26	Dallas Renegades	26	11	37	3-10	2	9	1	0	0	1	38	4	0	4-4	0-0	0-0	0	0	14
04-26-26	Houston Gamblers	38	33	71	6-20	1	9	1	0	0	0	0	2	0	1-2	0-0	0-0	2	0	17
05-01-26	Houston Gamblers	27	22	49	5-24	3	21	0	0	0	1	26	1	0	3-3	0-0	0-0	0	0	17
<b>Games Played: 6</b>		<b>190</b>	<b>155</b>	<b>345</b>	<b>26-94</b>	<b>13</b>	<b>76</b>	<b>3</b>	<b>1</b>	<b>0</b>	<b>3</b>	<b>75</b>	<b>13</b>	<b>0</b>	<b>13-14</b>	<b>0-0</b>	<b>0-2</b>	<b>9</b>	<b>0</b>	<b>143</b>
<b>Opponent Totals</b>		<b>269</b>	<b>180</b>	<b>449</b>	<b>30-123</b>	<b>15</b>	<b>99</b>	<b>10</b>	<b>7</b>	<b>42</b>	<b>4</b>	<b>49</b>	<b>23</b>	<b>0</b>	<b>17-17</b>	<b>0-0</b>	<b>0-1</b>	<b>5</b>	<b>0</b>	<b>130</b>

Special Teams		Punting							Field Goals			Kickoffs				
DATE	OPPONENT	NO	YDS	AVG	LONG	BLKD	TB	I20	M-A	LONG	BLKD	NO	YDS	AVG	TB	OB
03-29-26	Orlando Storm	1	53	53.0	53	0	0	1	3-3	37	0	5	334	66.8	2	0
04-03-26	DC Defenders	2	88	44.0	45	0	0	0	0-1	0	0	4	230	57.5	1	0
04-12-26	Dallas Renegades	2	100	50.0	56	0	0	1	1-2	53	0	4	223	55.8	0	0
04-17-26	Dallas Renegades	2	91	45.5	48	0	0	1	0-0	0	0	5	329	65.8	0	0
04-26-26	Houston Gamblers	2	123	61.5	63	0	2	0	0-1	0	0	3	206	68.7	1	0
05-01-26	Houston Gamblers	3	160	53.3	56	0	0	2	1-2	48	0	5	329	65.8	1	0
<b>Games Played: 6</b>		<b>12</b>	<b>615</b>	<b>51.3</b>	<b>63</b>	<b>0</b>	<b>2</b>	<b>5</b>	<b>5-9</b>	<b>53</b>	<b>0</b>	<b>26</b>	<b>1651</b>	<b>63.5</b>	<b>5</b>	<b>0</b>
<b>Opponent Totals</b>		<b>18</b>	<b>769</b>	<b>42.7</b>	<b>56</b>	<b>0</b>	<b>1</b>	<b>5</b>	<b>6-7</b>	<b>55</b>	<b>0</b>	<b>30</b>	<b>1814</b>	<b>60.5</b>	<b>3</b>	<b>2</b>



### Columbus Aviators 2026 Season Stats Opponent Game-by-Game (As of May 3, 2026)

Offense		Rushing			Receiving			Passing			Kick Returns			Punt Returns			Tot Pts	Pts										
DATE	OPPONENT	NO	YDS	TD	LNG	NO	YDS	TD	LNG	C-A-I	YDS	TD	LNG	NO	YDS	TD	LNG	OFF	TO	SCRD								
03-29-26	Orlando Storm	29	139	2	28	17	240	1	79	17-22-0	217	1	79	3	67	0	31	1	-1	0	-1	356	6	23				
04-03-26	DC Defenders	36	230	4	48	8	99	1	32	8-11-1	90	1	32	2	47	0	28	2	6	0	6	320	7	44				
04-12-26	Dallas Renegades	18	83	1	30	18	147	2	20	18-30-0	142	2	20	3	65	0	29	1	3	0	3	225	7	28				
04-17-26	Dallas Renegades	12	97	0	41	13	144	2	29	13-27-1	135	2	29	5	98	0	27	1	8	0	8	232	0	14				
04-26-26	Houston Gamblers	35	120	2	18	13	146	0	25	13-25-0	137	0	25	2	43	0	22	0	0	0	0	257	0	17				
05-01-26	Houston Gamblers	17	82	1	37	11	103	1	21	11-17-1	82	1	21	4	110	0	32	3	34	0	16	164	0	17				
<b>Games Played: 6</b>		<b>147</b>	<b>751</b>	<b>10</b>	<b>48</b>	<b>80</b>	<b>879</b>	<b>7</b>	<b>79</b>	<b>80-132-3</b>	<b>803</b>	<b>7</b>	<b>79</b>	<b>19</b>	<b>430</b>	<b>0</b>	<b>32</b>	<b>8</b>	<b>50</b>	<b>0</b>	<b>16</b>	<b>1554</b>	<b>20</b>	<b>143</b>				
		<b>Per</b>	<b>5.1</b>				<b>Per</b>	<b>11.0</b>				<b>Eff:</b>	<b>124.66</b>	<b>Y/G:</b>	<b>133.8</b>				<b>Avg</b>	<b>22.6</b>				<b>Avg</b>	<b>6.3</b>			<b>259.0</b>
<b>Columbus Aviators Totals</b>		<b>181</b>	<b>852</b>	<b>10</b>	<b>42</b>	<b>117</b>	<b>1071</b>	<b>6</b>	<b>52</b>	<b>117-170-4</b>	<b>972</b>	<b>6</b>	<b>52</b>	<b>22</b>	<b>537</b>	<b>0</b>	<b>51</b>	<b>12</b>	<b>157</b>	<b>0</b>	<b>46</b>	<b>1824</b>	<b>14</b>	<b>130</b>				
		<b>Per</b>	<b>4.7</b>				<b>Per</b>	<b>9.2</b>				<b>Eff:</b>	<b>123.79</b>	<b>Y/G:</b>	<b>162.0</b>				<b>Avg</b>	<b>24.4</b>				<b>Avg</b>	<b>13.1</b>			<b>304.0</b>

Defense		Tackles				Sacks	Fumbles	Pass Defense	Blkd	PAT Attempts			Pts							
DATE	OPPONENT	UA	A	TOTAL	TFL-YDS	NO	YDS	FF	FR	YDS	INT	YDS	BRUP	KICK	KICK	RUSH	PASS	TO	SAF	ALLW
03-29-26	Orlando Storm	41	26	67	4-14	3	17	2	1	0	0	0	4	0	2-2	0-0	0-1	0	0	16
04-03-26	DC Defenders	47	26	73	7-43	4	35	3	3	32	2	14	8	0	5-5	0-0	0-0	3	0	26
04-12-26	Dallas Renegades	41	27	68	3-18	3	16	2	0	0	2	35	4	0	4-4	0-0	0-0	0	0	23
04-17-26	Dallas Renegades	45	49	94	5-13	2	16	1	1	0	0	0	1	0	2-2	0-0	0-0	1	0	28
04-26-26	Houston Gamblers	40	26	66	6-16	3	15	2	2	10	0	0	2	0	2-2	0-0	0-0	0	0	13
05-01-26	Houston Gamblers	55	26	81	5-19	0	0	0	0	0	0	0	4	0	2-2	0-0	0-0	1	0	24
<b>Games Played: 6</b>		<b>269</b>	<b>180</b>	<b>449</b>	<b>30-123</b>	<b>15</b>	<b>99</b>	<b>10</b>	<b>7</b>	<b>42</b>	<b>4</b>	<b>49</b>	<b>23</b>	<b>0</b>	<b>17-17</b>	<b>0-0</b>	<b>0-1</b>	<b>5</b>	<b>0</b>	<b>130</b>
<b>Columbus Aviators Totals</b>		<b>190</b>	<b>155</b>	<b>345</b>	<b>26-94</b>	<b>13</b>	<b>76</b>	<b>3</b>	<b>1</b>	<b>0</b>	<b>3</b>	<b>75</b>	<b>13</b>	<b>0</b>	<b>13-14</b>	<b>0-0</b>	<b>0-2</b>	<b>9</b>	<b>0</b>	<b>143</b>

Special Teams		Punting							Field Goals			Kickoffs				
DATE	OPPONENT	NO	YDS	AVG	LONG	BLKD	TB	I20	M-A	LONG	BLKD	NO	YDS	AVG	TB	OB
03-29-26	Orlando Storm	2	83	41.5	56	0	1	0	1-1	55	0	4	227	56.8	0	0
04-03-26	DC Defenders	0	0	0	0	0	0	0	3-3	35	0	9	593	65.9	2	0
04-12-26	Dallas Renegades	5	207	41.4	49	0	0	2	0-0	0	0	6	323	53.8	1	2
04-17-26	Dallas Renegades	3	142	47.3	53	0	0	1	0-0	0	0	3	184	61.3	0	0
04-26-26	Houston Gamblers	3	142	47.3	53	0	0	1	1-2	23	0	4	240	60.0	0	0
05-01-26	Houston Gamblers	5	195	39.0	44	0	0	1	1-1	33	0	4	247	61.8	0	0
<b>Games Played: 6</b>		<b>18</b>	<b>769</b>	<b>42.7</b>	<b>56</b>	<b>0</b>	<b>1</b>	<b>5</b>	<b>6-7</b>	<b>55</b>	<b>0</b>	<b>30</b>	<b>1814</b>	<b>60.5</b>	<b>3</b>	<b>2</b>
<b>Columbus Aviators Totals</b>		<b>12</b>	<b>615</b>	<b>51.3</b>	<b>63</b>	<b>0</b>	<b>2</b>	<b>5</b>	<b>5-9</b>	<b>53</b>	<b>0</b>	<b>26</b>	<b>1651</b>	<b>63.5</b>	<b>5</b>	<b>0</b>

## Columbus Aviators Individual Game Highs

Rushes	17	LOVETT, John vs. Houston Gamblers (05-01-26)
Yards Rushing	80	LOVETT, John vs. Dallas Renegades (04-17-26)
TD Rushes	1	WHITE, Zaquandre at Orlando Storm (03-29-26)
	1	WHITE, Zaquandre vs. DC Defenders (04-03-26)
	1	MCCLENDON, Jalan vs. DC Defenders (04-03-26)
	1	LOVETT, John at Dallas Renegades (04-12-26)
	1	WHITE, Zaquandre vs. Dallas Renegades (04-17-26)
	1	TAUA, Toa vs. Dallas Renegades (04-17-26)
	1	MCCLENDON, Jalan at Houston Gamblers (04-26-26)
	1	TAUA, Toa at Houston Gamblers (04-26-26)
	1	WHITE, Zaquandre vs. Houston Gamblers (05-01-26)
	1	LOVETT, John vs. Houston Gamblers (05-01-26)
Long Rush	42	WHITE, Zaquandre at Orlando Storm (03-29-26)
Rushing Average (Min. 5)	7.0 42-6	TAUA, Toa vs. Houston Gamblers (05-01-26)
Pass attempts	37	MCCLENDON, Jalan vs. DC Defenders (04-03-26)
Pass completions	26	MCCLENDON, Jalan at Dallas Renegades (04-12-26)
Yards passing	230	MCCLENDON, Jalan at Dallas Renegades (04-12-26)
TD Passes	2	MCCLENDON, Jalan vs. DC Defenders (04-03-26)
	2	MCCLENDON, Jalan at Dallas Renegades (04-12-26)
Interceptions Thrown	2	MCCLENDON, Jalan at Dallas Renegades (04-12-26)
Long Pass	52	MCCLENDON, Jalan vs. Houston Gamblers (05-01-26)
Times Sacked	4	MCCLENDON, Jalan vs. DC Defenders (04-03-26)
Passing Average (Min. 5)	8.4 126-15	MCCLENDON, Jalan vs. Dallas Renegades (04-17-26)
Completion Average (Min. 5)	12.6 126-10	MCCLENDON, Jalan vs. Dallas Renegades (04-17-26)
Completion Percentage (Min. 5)	76.9 20-26	MCCLENDON, Jalan vs. Houston Gamblers (05-01-26)
	76.5 26-34	MCCLENDON, Jalan at Dallas Renegades (04-12-26)
Receptions	7	MARTIN, Tay at Orlando Storm (03-29-26)
Targets	8	MARTIN, Tay at Orlando Storm (03-29-26)
	8	CHISM, Keke at Dallas Renegades (04-12-26)
Yards Receiving	103	MARTIN, Tay vs. Houston Gamblers (05-01-26)
TD Receptions	1	MARTIN, Tay vs. DC Defenders (04-03-26)
	1	MACK, Alize vs. DC Defenders (04-03-26)
	1	LOVETT, John at Dallas Renegades (04-12-26)
	1	WELLS, Antwane at Dallas Renegades (04-12-26)
	1	CHISM, Keke vs. Dallas Renegades (04-17-26)
	1	WELLS, Antwane vs. Houston Gamblers (05-01-26)
Long Reception	52	MARTIN, Tay vs. Houston Gamblers (05-01-26)
Field Goals made	3	COE, Ryan at Orlando Storm (03-29-26)
Field Goals attempted	3	COE, Ryan at Orlando Storm (03-29-26)
Long Field Goal Made	53	COE, Ryan at Dallas Renegades (04-12-26)
PAT Kick Made	4	COE, Ryan vs. Dallas Renegades (04-17-26)
PAT Kick Att	4	COE, Ryan vs. Dallas Renegades (04-17-26)
Points Scored	12	LOVETT, John at Dallas Renegades (04-12-26)
Punts	3	ROBBINS, Brad vs. Houston Gamblers (05-01-26)
Long Punt	63	ROBBINS, Brad at Houston Gamblers (04-26-26)
Punts Inside 20	2	ROBBINS, Brad vs. Houston Gamblers (05-01-26)
Long Punt Return	46	WELLS, Antwane vs. Dallas Renegades (04-17-26)
Long Kickoff Return	51	WHITE, Zaquandre at Dallas Renegades (04-12-26)
Long Interception Return	38	MONDAY, Smoke vs. Dallas Renegades (04-17-26)



Total Tackles	13	FIELDS II, Tony at Houston Gamblers (04-26-26)
Tackles For Loss	2	PLANT JR., Adam at Orlando Storm (03-29-26)
	2	STONE JR., Ron at Orlando Storm (03-29-26)
	2	THOMPSON, Fred at Houston Gamblers (04-26-26)
	2	JENKINS, Patrick at Houston Gamblers (04-26-26)
	2	WILLEKES, Kenny vs. Houston Gamblers (05-01-26)
Tackles For Loss Yards	11	STONE JR., Ron at Orlando Storm (03-29-26)
Sacks	2	STONE JR., Ron at Orlando Storm (03-29-26)
Sack Yards	11	STONE JR., Ron at Orlando Storm (03-29-26)
Interceptions	1	LAWSON, Michael vs. DC Defenders (04-03-26)
	1	MONDAY, Smoke vs. Dallas Renegades (04-17-26)
	1	WHITEHEAD JR., Kedrick vs. Houston Gamblers (05-01-26)
Pass Breakups	2	MILLER JR., D.J. at Dallas Renegades (04-12-26)
	2	MILLER JR., D.J. vs. Dallas Renegades (04-17-26)
Forced Fumbles	1	WELLS, Antwane vs. DC Defenders (04-03-26)
	1	PATTON, Caeveon vs. Dallas Renegades (04-17-26)
	1	MONDAY, Smoke at Houston Gamblers (04-26-26)
Fumble Recoveries	1	JACKSON, Storey vs. DC Defenders (04-03-26)

## Columbus Aviators Opponent Individual Game Highs

Rush Attempts	15	CORBIN, Jashaun vs Orlando Storm (03-29-26)
Rushing Yards	97	JACKSON, Deon vs DC Defenders (04-03-26)
TD Rushes	3	JACKSON, Deon vs DC Defenders (04-03-26)
Long Rush	48	JACKSON, Deon vs DC Defenders (04-03-26)
Rushing Average	1	YARNS, Marcus vs Houston Gamblers (2026-05-01)
Pass Attempts	30	REED, Austin vs Dallas Renegades (04-12-26)
Pass Completions	18	REED, Austin vs Dallas Renegades (04-12-26)
Passing Yards	240	PLUMMER, Jack vs Orlando Storm (03-29-26)
TD Passes	2	REED, Austin vs Dallas Renegades (04-12-26)
	2	REED, Austin vs Dallas Renegades (04-17-26)
Long Pass	79	PLUMMER, Jack vs Orlando Storm (03-29-26)
Sacked	4	PLUMMER, Jack vs Orlando Storm (03-29-26)
Receptions	5	VAUGHNS, Tyler vs Dallas Renegades (04-12-26)
	5	VAUGHNS, Tyler vs Dallas Renegades (04-17-26)
Targets	9	VAUGHNS, Tyler vs Dallas Renegades (04-17-26)
Long Reception	79	BADGER, Elijah vs Orlando Storm (03-29-26)
Field Goals Made	3	MCCRANE, Matt vs DC Defenders (04-03-26)
Field Goals Attempted	3	MCCRANE, Matt vs DC Defenders (04-03-26)
Long Field Goal Made	55	LANTZ, Michael vs Orlando Storm (03-29-26)
PAT Kick Attempts	5	MCCRANE, Matt vs DC Defenders (04-03-26)
PAT Kick Made	5	MCCRANE, Matt vs DC Defenders (04-03-26)
Punts	5	THEAKER, Colton vs Dallas Renegades (04-12-26)
	5	RIVERS, Mike vs Houston Gamblers (05-01-26)
Long Punt	56	BROWNING, Jack vs Orlando Storm (03-29-26)
Punts Inside 20-yd line	2	THEAKER, Colton vs Dallas Renegades (04-12-26)
Long Punt Return	16	KEYS III, Lawrence vs Houston Gamblers (05-01-26)
Long Kickoff Return	32	DAVIS, Kaden vs Houston Gamblers (05-01-26)
Long Interception Return	17	HARRIS, Ajene vs Dallas Renegades (04-12-26)
Sack Yards	12	BASHAM, Boogie vs DC Defenders (04-03-26)
Pass Breakups	2	BOYE-DOE, Ekow vs DC Defenders (04-03-26)
	2	KIDD, Sam vs DC Defenders (04-03-26)
	2	WADE, Shaun vs Dallas Renegades (04-12-26)
	2	MILLER, Glendon vs Houston Gamblers (05-01-26)

## Columbus Aviators Team Game Highs

Rushes	47		vs. Dallas Renegades (04-17-26)
Yards Rushing	201		vs. Dallas Renegades (04-17-26)
Rushing Average (Min. 3)	6.4	161-25	vs. DC Defenders (04-03-26)
TD Rushes	2		vs. DC Defenders (04-03-26)
	2		vs. Dallas Renegades (04-17-26)
	2		at Houston Gamblers (04-26-26)
	2		vs. Houston Gamblers (05-01-26)
Stuffed Rushes	7		vs. Houston Gamblers (05-01-26)
Pass Completions	26		at Dallas Renegades (04-12-26)
Pass Attempts	38		vs. DC Defenders (04-03-26)
Passing Yards	214		at Dallas Renegades (04-12-26)
Passing Average (Min. 3)	7.3	110-15	vs. Dallas Renegades (04-17-26)
Completion Average (Min. 3)	11.0	110-10	vs. Dallas Renegades (04-17-26)
Completion Percentage (Min. 10)	77.8	21-27	vs. Houston Gamblers (05-01-26)
	76.5	26-34	at Dallas Renegades (04-12-26)
TD Passes	2		vs. DC Defenders (04-03-26)
	2		at Dallas Renegades (04-12-26)
Sacked	4		vs. DC Defenders (04-03-26)
Total Offensive Plays	67		vs. DC Defenders (04-03-26)
	67		vs. Houston Gamblers (05-01-26)
Offensive Average	5.5		at Orlando Storm (03-29-26)
	5.5		vs. Houston Gamblers (05-01-26)
Points	28		vs. Dallas Renegades (04-17-26)
Margin of Victory	14		vs. Dallas Renegades (04-17-26)
Touchdowns	4		vs. DC Defenders (04-03-26)
	4		vs. Dallas Renegades (04-17-26)
Field Goals Made	3		at Orlando Storm (03-29-26)
Field Goals Attempted	3		at Orlando Storm (03-29-26)
PAT Kicks Made	4		vs. Dallas Renegades (04-17-26)
PAT Kicks Attempted	4		vs. Dallas Renegades (04-17-26)
Punts	3		vs. Houston Gamblers (05-01-26)
Long Punt	63		at Houston Gamblers (04-26-26)
Punts Inside 20	2		vs. Houston Gamblers (05-01-26)
First Downs	26		vs. Dallas Renegades (04-17-26)
First Downs by Rush	15		vs. Dallas Renegades (04-17-26)
First Downs by Pass	14		at Dallas Renegades (04-12-26)
First Downs by Penalty	4		vs. Dallas Renegades (04-17-26)
Penalties	9		vs. Dallas Renegades (04-17-26)
Penalty Yards	92		vs. Dallas Renegades (04-17-26)
Turnovers	4		vs. DC Defenders (04-03-26)
Turnover Margin	2		at Dallas Renegades (04-12-26)
	2		at Houston Gamblers (04-26-26)
Points Off Turnovers	7		vs. DC Defenders (04-03-26)
	7		at Dallas Renegades (04-12-26)
Interceptions Thrown	2		vs. DC Defenders (04-03-26)
	2		at Dallas Renegades (04-12-26)
Fumbles	3		vs. DC Defenders (04-03-26)
Fumbles Lost	2		vs. DC Defenders (04-03-26)
	2		at Houston Gamblers (04-26-26)



Tackles	71		at Orlando Storm (03-29-26)
	71		at Houston Gamblers (04-26-26)
Tackles for Loss	6		at Orlando Storm (03-29-26)
	6		at Houston Gamblers (04-26-26)
Sacks	4		at Orlando Storm (03-29-26)
Interceptions (by Defense)	1		vs. DC Defenders (04-03-26)
	1		vs. Dallas Renegades (04-17-26)
	1		vs. Houston Gamblers (05-01-26)
Pass Breakups	4		at Dallas Renegades (04-12-26)
	4		vs. Dallas Renegades (04-17-26)
3rd Down Conversions Made	7		vs. Houston Gamblers (05-01-26)
3rd Down Conversions Att	14		vs. Houston Gamblers (05-01-26)
3rd Down Conversions	50	5-10	vs. Dallas Renegades (04-17-26)
	50	7-14	vs. Houston Gamblers (05-01-26)
4th Down Conversions Made	2		vs. DC Defenders (04-03-26)
	2		vs. Dallas Renegades (04-17-26)
4th Down Conversions Att	3		vs. DC Defenders (04-03-26)
	3		vs. Dallas Renegades (04-17-26)
	3		at Houston Gamblers (04-26-26)
4th Down Conversions	66.7	2-3	vs. DC Defenders (04-03-26)
	66.7	2-3	vs. Dallas Renegades (04-17-26)
Red Zone Attempts	5		at Orlando Storm (03-29-26)
Red Zone Scores	4		vs. DC Defenders (04-03-26)
Red Zone Percentage	100	4-4	vs. DC Defenders (04-03-26)
	100	3-3	at Dallas Renegades (04-12-26)
	100	3-3	vs. Dallas Renegades (04-17-26)
	100	3-3	vs. Houston Gamblers (05-01-26)
Time of Possession (secs)	2340		vs. Houston Gamblers (05-01-26)
TOP Margin (secs)	1080		vs. Houston Gamblers (05-01-26)
Scoring Drives	4		at Orlando Storm (03-29-26)
	4		at Dallas Renegades (04-12-26)
	4		vs. Dallas Renegades (04-17-26)
	4		vs. Houston Gamblers (05-01-26)
10+ Play Drives	3		vs. DC Defenders (04-03-26)
	3		vs. Dallas Renegades (04-17-26)
	3		vs. Houston Gamblers (05-01-26)
75+ Yard Drives	2		at Orlando Storm (03-29-26)
5+ Min Drives	3		vs. Dallas Renegades (04-17-26)
	3		vs. Houston Gamblers (05-01-26)
Drives started in opp territory	2		vs. DC Defenders (04-03-26)
Average Field Position	43		at Houston Gamblers (04-26-26)

**Columbus Aviators 2026 Season Stats**  
**Game Superlatives**  
**(As of May 3, 2026)**

**Columbus Aviators Team Game Lows**

Rushes	20		at Dallas Renegades (04-12-26)
Yards Rushing	74		at Dallas Renegades (04-12-26)
Rushing Average (Min. 3)	3.7	74-20	at Dallas Renegades (04-12-26)
TD Rushes	1		at Orlando Storm (03-29-26)
	1		at Dallas Renegades (04-12-26)
Stuffed Rushes	2		at Orlando Storm (03-29-26)
Pass Completions	10		vs. Dallas Renegades (04-17-26)
Pass Attempts	15		vs. Dallas Renegades (04-17-26)
Passing Yards	110		vs. Dallas Renegades (04-17-26)
Passing Average (Min. 3)	3.2	121-38	vs. DC Defenders (04-03-26)
Completion Average (Min. 3)	5.3	121-23	vs. DC Defenders (04-03-26)
Completion Percentage (Min. 10)	60.5	23-38	vs. DC Defenders (04-03-26)
TD Passes	1		vs. Dallas Renegades (04-17-26)
	1		vs. Houston Gamblers (05-01-26)
Sacked	2		vs. Dallas Renegades (04-17-26)
Total Offensive Plays	54		at Houston Gamblers (04-26-26)
Offensive Average	4.2		vs. DC Defenders (04-03-26)
Points	13		at Houston Gamblers (04-26-26)
Margin of Victory	-18		vs. DC Defenders (04-03-26)
Touchdowns	1		at Orlando Storm (03-29-26)
Field Goals Made	1		at Dallas Renegades (04-12-26)
	1		vs. Houston Gamblers (05-01-26)
Field Goals Attempted	1		vs. DC Defenders (04-03-26)
	1		at Houston Gamblers (04-26-26)
PAT Kicks Made	1		at Orlando Storm (03-29-26)
	1		at Houston Gamblers (04-26-26)
PAT Kicks Attempted	1		at Orlando Storm (03-29-26)
Punts	1		at Orlando Storm (03-29-26)
Long Punt	45		vs. DC Defenders (04-03-26)
Punts Inside 20	1		at Orlando Storm (03-29-26)
	1		at Dallas Renegades (04-12-26)
	1		vs. Dallas Renegades (04-17-26)
First Downs	14		at Houston Gamblers (04-26-26)
First Downs by Rush	5		at Dallas Renegades (04-12-26)
First Downs by Pass	7		vs. Dallas Renegades (04-17-26)
	7		at Houston Gamblers (04-26-26)
First Downs by Penalty	1		at Orlando Storm (03-29-26)
	1		at Houston Gamblers (04-26-26)
	1		vs. Houston Gamblers (05-01-26)
Penalties	4		at Orlando Storm (03-29-26)
	4		vs. Houston Gamblers (05-01-26)
Penalty Yards	26		at Orlando Storm (03-29-26)
Turnovers	1		at Orlando Storm (03-29-26)
Turnover Margin	-1		vs. Dallas Renegades (04-17-26)
	-1		vs. Houston Gamblers (05-01-26)
Points Off Turnovers	7		vs. DC Defenders (04-03-26)
	7		at Dallas Renegades (04-12-26)
Interceptions Thrown	2		vs. DC Defenders (04-03-26)
	2		at Dallas Renegades (04-12-26)



Fumbles	2		at Orlando Storm (03-29-26)
	2		at Dallas Renegades (04-12-26)
	2		vs. Dallas Renegades (04-17-26)
	2		at Houston Gamblers (04-26-26)
Fumbles Lost	1		at Orlando Storm (03-29-26)
Tackles	37		vs. Dallas Renegades (04-17-26)
Tackles for Loss	3		vs. DC Defenders (04-03-26)
	3		at Dallas Renegades (04-12-26)
	3		vs. Dallas Renegades (04-17-26)
Sacks	1		vs. DC Defenders (04-03-26)
	1		at Houston Gamblers (04-26-26)
Interceptions (by Defense)	1		vs. DC Defenders (04-03-26)
	1		vs. Dallas Renegades (04-17-26)
	1		vs. Houston Gamblers (05-01-26)
Pass Breakups	1		at Orlando Storm (03-29-26)
	1		vs. DC Defenders (04-03-26)
	1		vs. Houston Gamblers (05-01-26)
3rd Down Conversions Made	2		at Dallas Renegades (04-12-26)
3rd Down Conversions Att	9		at Dallas Renegades (04-12-26)
3rd Down Conversions	22.2	2-9	at Dallas Renegades (04-12-26)
Red Zone Attempts	3		at Dallas Renegades (04-12-26)
	3		vs. Dallas Renegades (04-17-26)
	3		at Houston Gamblers (04-26-26)
	3		vs. Houston Gamblers (05-01-26)
Red Zone Scores	1		at Orlando Storm (03-29-26)
Red Zone Percentage	20	1-5	at Orlando Storm (03-29-26)
Time of Possession (secs)	1661		at Houston Gamblers (04-26-26)
TOP Margin (secs)	-278		at Houston Gamblers (04-26-26)
Scoring Drives	2		at Houston Gamblers (04-26-26)
10+ Play Drives	2		at Orlando Storm (03-29-26)
	2		at Dallas Renegades (04-12-26)
	2		at Houston Gamblers (04-26-26)
75+ Yard Drives	1		vs. DC Defenders (04-03-26)
	1		at Dallas Renegades (04-12-26)
	1		vs. Dallas Renegades (04-17-26)
5+ Min Drives	1		at Houston Gamblers (04-26-26)
Drives started in opp territory	1		at Dallas Renegades (04-12-26)
	1		vs. Dallas Renegades (04-17-26)
	1		at Houston Gamblers (04-26-26)
Average Field Position	27		vs. Houston Gamblers (05-01-26)

## Opponent Team Game Highs

Rushes	36		vs. DC Defenders (04-03-26)
Yards Rushing	230		vs. DC Defenders (04-03-26)
Rushing Average (Min. 3)	8.1	97-12	vs. Dallas Renegades (04-17-26)
TD Rushes	4		vs. DC Defenders (04-03-26)
Stuffed Rushes	10		at Houston Gamblers (04-26-26)
Pass Completions	18		at Dallas Renegades (04-12-26)
Pass Attempts	30		at Dallas Renegades (04-12-26)
Passing Yards	217		at Orlando Storm (03-29-26)
Passing Average (Min. 3)	9.9	217-22	at Orlando Storm (03-29-26)
Completion Average (Min. 3)	12.8	217-17	at Orlando Storm (03-29-26)
Completion Percentage (Min. 10)	77.3	17-22	at Orlando Storm (03-29-26)
TD Passes	2		at Dallas Renegades (04-12-26)
	2		vs. Dallas Renegades (04-17-26)
Sacked	4		at Orlando Storm (03-29-26)
Total Offensive Plays	61		at Houston Gamblers (04-26-26)
Offensive Average	6.7		vs. DC Defenders (04-03-26)
Points	44		vs. DC Defenders (04-03-26)
Margin of Victory	18		vs. DC Defenders (04-03-26)
Touchdowns	5		vs. DC Defenders (04-03-26)
Field Goals Made	3		vs. DC Defenders (04-03-26)
Field Goals Attempted	3		vs. DC Defenders (04-03-26)
PAT Kicks Made	5		vs. DC Defenders (04-03-26)
PAT Kicks Attempted	5		vs. DC Defenders (04-03-26)
Punts	5		at Dallas Renegades (04-12-26)
	5		vs. Houston Gamblers (05-01-26)
Punting Average (Min. 3)	41.4	207-5	at Dallas Renegades (04-12-26)
Long Punt	56		at Orlando Storm (03-29-26)
Punts Inside 20	2		at Dallas Renegades (04-12-26)
First Downs	22		at Orlando Storm (03-29-26)
First Downs by Rush	10		at Orlando Storm (03-29-26)
	10		vs. DC Defenders (04-03-26)
	10		at Houston Gamblers (04-26-26)
First Downs by Pass	10		at Orlando Storm (03-29-26)
First Downs by Penalty	4		vs. DC Defenders (04-03-26)
	4		vs. Dallas Renegades (04-17-26)
Penalties	11		at Dallas Renegades (04-12-26)
Penalty Yards	85		vs. Dallas Renegades (04-17-26)
Turnovers	3		vs. DC Defenders (04-03-26)
Turnover Margin	1		vs. Dallas Renegades (04-17-26)
	1		vs. Houston Gamblers (05-01-26)
Points Off Turnovers	7		vs. DC Defenders (04-03-26)
	7		at Dallas Renegades (04-12-26)
Interceptions Thrown	1		vs. DC Defenders (04-03-26)
	1		vs. Dallas Renegades (04-17-26)
	1		vs. Houston Gamblers (05-01-26)
Fumbles	3		vs. DC Defenders (04-03-26)
Fumbles Lost	2		vs. DC Defenders (04-03-26)
Tackles	94		vs. Dallas Renegades (04-17-26)
Tackles for Loss	7		vs. DC Defenders (04-03-26)

Sacks	4		vs. DC Defenders (04-03-26)
Interceptions (by Defense)	2		vs. DC Defenders (04-03-26)
	2		at Dallas Renegades (04-12-26)
Pass Breakups	8		vs. DC Defenders (04-03-26)
3rd Down Conversions Made	5		vs. Dallas Renegades (04-17-26)
3rd Down Conversions Att	12		at Dallas Renegades (04-12-26)
3rd Down Conversions	55.6	5-9	vs. Dallas Renegades (04-17-26)
4th Down Conversions Made	1		at Orlando Storm (03-29-26)
	1		vs. DC Defenders (04-03-26)
	1		at Dallas Renegades (04-12-26)
	1		at Houston Gamblers (04-26-26)
4th Down Conversions Att	3		at Orlando Storm (03-29-26)
4th Down Conversions	100	1-1	vs. DC Defenders (04-03-26)
Red Zone Attempts	6		vs. DC Defenders (04-03-26)
Red Zone Scores	3		at Orlando Storm (03-29-26)
	3		vs. DC Defenders (04-03-26)
	3		at Dallas Renegades (04-12-26)
Red Zone Percentage	100	3-3	at Dallas Renegades (04-12-26)
Time of Possession (secs)	1939		at Houston Gamblers (04-26-26)
TOP Margin (secs)	278		at Houston Gamblers (04-26-26)
Scoring Drives	8		vs. DC Defenders (04-03-26)
10+ Play Drives	3		at Houston Gamblers (04-26-26)
75+ Yard Drives	2		at Orlando Storm (03-29-26)
5+ Min Drives	3		at Houston Gamblers (04-26-26)
Drives started in opp territory	4		vs. DC Defenders (04-03-26)
Average Field Position	51		vs. DC Defenders (04-03-26)

## Opponent Team Game Lows

Rushes	12		vs. Dallas Renegades (04-17-26)
Yards Rushing	82		vs. Houston Gamblers (05-01-26)
Rushing Average (Min. 3)	3.4	120-35	at Houston Gamblers (04-26-26)
TD Rushes	1		at Dallas Renegades (04-12-26)
	1		vs. Houston Gamblers (05-01-26)
Stuffed Rushes	4		vs. Dallas Renegades (04-17-26)
Pass Completions	8		vs. DC Defenders (04-03-26)
Pass Attempts	11		vs. DC Defenders (04-03-26)
Passing Yards	82		vs. Houston Gamblers (05-01-26)
Passing Average (Min. 3)	4.7	142-30	at Dallas Renegades (04-12-26)
Completion Average (Min. 3)	7.5	82-11	vs. Houston Gamblers (05-01-26)
Completion Percentage (Min. 10)	48.1	13-27	vs. Dallas Renegades (04-17-26)
	52	13-25	at Houston Gamblers (04-26-26)
TD Passes	1		at Orlando Storm (03-29-26)
	1		vs. DC Defenders (04-03-26)
	1		vs. Houston Gamblers (05-01-26)
Sacked	1		vs. DC Defenders (04-03-26)
	1		at Houston Gamblers (04-26-26)
Total Offensive Plays	37		vs. Houston Gamblers (05-01-26)
Offensive Average	4.2		at Houston Gamblers (04-26-26)
Points	14		vs. Dallas Renegades (04-17-26)
Margin of Victory	-14		vs. Dallas Renegades (04-17-26)
Touchdowns	2		vs. Dallas Renegades (04-17-26)
	2		at Houston Gamblers (04-26-26)
	2		vs. Houston Gamblers (05-01-26)
Field Goals Made	1		at Orlando Storm (03-29-26)
	1		at Houston Gamblers (04-26-26)
	1		vs. Houston Gamblers (05-01-26)
Field Goals Attempted	1		at Orlando Storm (03-29-26)
	1		vs. Houston Gamblers (05-01-26)
PAT Kicks Made	2		at Orlando Storm (03-29-26)
	2		vs. Dallas Renegades (04-17-26)
	2		at Houston Gamblers (04-26-26)
	2		vs. Houston Gamblers (05-01-26)
PAT Kicks Attempted	2		at Orlando Storm (03-29-26)
	2		vs. Dallas Renegades (04-17-26)
	2		at Houston Gamblers (04-26-26)
	2		vs. Houston Gamblers (05-01-26)
Punts	2		at Orlando Storm (03-29-26)
Punting Average (Min. 3)	39.0	195-5	vs. Houston Gamblers (05-01-26)
Long Punt	44		vs. Houston Gamblers (05-01-26)
Punts Inside 20	1		vs. Dallas Renegades (04-17-26)
	1		at Houston Gamblers (04-26-26)
	1		vs. Houston Gamblers (05-01-26)
First Downs	9		vs. Houston Gamblers (05-01-26)
First Downs by Rush	3		vs. Dallas Renegades (04-17-26)
	3		vs. Houston Gamblers (05-01-26)
First Downs by Pass	4		vs. Houston Gamblers (05-01-26)
First Downs by Penalty	2		at Orlando Storm (03-29-26)

	2		vs. Houston Gamblers (05-01-26)
Penalties	3		at Orlando Storm (03-29-26)
	3		at Houston Gamblers (04-26-26)
Penalty Yards	16		vs. Houston Gamblers (05-01-26)
Turnovers	1		vs. Dallas Renegades (04-17-26)
	1		vs. Houston Gamblers (05-01-26)
Turnover Margin	-2		at Dallas Renegades (04-12-26)
	-2		at Houston Gamblers (04-26-26)
Points Off Turnovers	6		at Orlando Storm (03-29-26)
Interceptions Thrown	1		vs. DC Defenders (04-03-26)
	1		vs. Dallas Renegades (04-17-26)
	1		vs. Houston Gamblers (05-01-26)
Fumbles	1		at Orlando Storm (03-29-26)
	1		vs. Dallas Renegades (04-17-26)
	1		at Houston Gamblers (04-26-26)
	1		vs. Houston Gamblers (05-01-26)
Fumbles Lost	2		vs. DC Defenders (04-03-26)
Tackles	66		at Houston Gamblers (04-26-26)
Tackles for Loss	3		at Dallas Renegades (04-12-26)
Sacks	2		vs. Dallas Renegades (04-17-26)
Interceptions (by Defense)	2		vs. DC Defenders (04-03-26)
	2		at Dallas Renegades (04-12-26)
Pass Breakups	1		vs. Dallas Renegades (04-17-26)
3rd Down Conversions Made	2		vs. Houston Gamblers (05-01-26)
3rd Down Conversions Att	7		vs. DC Defenders (04-03-26)
3rd Down Conversions	22.2	2-9	vs. Houston Gamblers (05-01-26)
Red Zone Attempts	2		vs. Houston Gamblers (05-01-26)
Red Zone Scores	1		vs. Houston Gamblers (05-01-26)
Red Zone Percentage	50	3-6	vs. DC Defenders (04-03-26)
	50	1-2	vs. Houston Gamblers (05-01-26)
Time of Possession (secs)	1260		vs. Houston Gamblers (05-01-26)
TOP Margin (secs)	-1080		vs. Houston Gamblers (05-01-26)
Scoring Drives	2		vs. Dallas Renegades (04-17-26)
10+ Play Drives	1		at Orlando Storm (03-29-26)
	1		vs. DC Defenders (04-03-26)
	1		at Dallas Renegades (04-12-26)
	1		vs. Dallas Renegades (04-17-26)
75+ Yard Drives	1		at Dallas Renegades (04-12-26)
	1		vs. Dallas Renegades (04-17-26)
	1		at Houston Gamblers (04-26-26)
5+ Min Drives	1		at Orlando Storm (03-29-26)
	1		vs. DC Defenders (04-03-26)
	1		at Dallas Renegades (04-12-26)
	1		vs. Dallas Renegades (04-17-26)
Drives started in opp territory	1		at Orlando Storm (03-29-26)
Average Field Position	20		vs. Dallas Renegades (04-17-26)



### Columbus Aviators 2026 Season Stats

#### Participation (As of May 3, 2026)

#	PLAYER	GP	GS	ORL	DC	DAL	DAL	HOU	HOU
30	BENSON, Xavier	5	0	..	XX	XX	XX	XX	XX
33	BLACK, Henry	6	4	ST	ST	ST	ST	XX	XX
50	BUNCH, Payton	6	0	XX	XX	XX	XX	XX	XX
69	CABRAL, Cohl	6	6	ST	ST	ST	ST	ST	ST
97	CAGE, Jerron	1	0	..	XX	..	..	..	..
03	CHISM, Keke	6	5	ST	ST	ST	ST	XX	ST
40	COE, Ryan	6	0	XX	XX	XX	XX	XX	XX
10	DAWKINS, Noah	5	1	XX	ST	XX	XX	..	XX
15	DENT, Akeem	3	1	ST	XX	..	..	..	XX
71	FARNIOK, Matt	6	6	ST	ST	ST	ST	ST	ST
01	II, Tony Fields	6	5	ST	ST	ST	ST	XX	ST
77	FILIAGA, Chuck	6	3	ST	ST	ST	XX	XX	XX
13	FORTUNE, O'Donnell	4	0	XX	XX	XX	XX	..	..
64	GLASER, Chris	6	5	ST	XX	ST	ST	ST	ST
58	HARRIS, Bless	4	3	..	..	XX	ST	ST	ST
20	JACKSON, Storey	3	1	XX	XX	..	..	ST	..
98	JENKINS, Patrick	6	6	ST	ST	ST	ST	ST	ST
22	JONES, Tre'Von	4	2	ST	..	XX	..	XX	ST
41	LAWSON, Michael	4	3	XX	ST	..	..	ST	ST
05	LOVETT, John	6	2	XX	XX	ST	XX	XX	ST
88	MACK, Alize	6	5	ST	ST	XX	ST	ST	ST
81	MARTIN, Tay	6	2	XX	XX	ST	XX	XX	ST
08	MCCLENDON, Jalan	6	6	ST	ST	ST	ST	ST	ST
87	MCDONALD, Cam	4	0	..	..	XX	XX	XX	XX
21	JR., D.J. Miller	6	6	ST	ST	ST	ST	ST	ST
21	MONDAY, Smoke	4	2	..	..	XX	XX	ST	ST
67	MONTEIRO, Aaron	6	4	ST	ST	XX	ST	ST	XX
07	MOORE, Jaylon	6	2	XX	XX	XX	ST	ST	XX
02	MORTON, Jalen	5	0	..	XX	XX	XX	XX	XX
75	NELSON, Ryan	6	6	ST	ST	ST	ST	ST	ST
00	JR., Leon O'Neal	3	0	..	..	..	XX	XX	XX
84	OAKES, Gunnar	6	4	ST	XX	ST	ST	ST	XX
99	PALMORE, Walter	6	6	ST	ST	ST	ST	ST	ST
96	PATTON, Caeveon	6	0	XX	XX	XX	XX	XX	XX
52	JR., Adam Plant	6	0	XX	XX	XX	XX	XX	XX
83	ROBBINS, Brad	6	0	XX	XX	XX	XX	XX	XX
23	SHELTON, Nehemiah	4	0	XX	XX	XX	XX	..	..
09	SMITH, Cam	5	5	ST	ST	ST	ST	ST	..
56	JR., Ron Stone	6	6	ST	ST	ST	ST	ST	ST
35	TAUA, Toa	6	2	ST	ST	XX	XX	XX	XX
18	TAYLOR, Roc	2	1	XX	ST	..	..	..	..
11	THOMPSON, Fred	6	6	ST	ST	ST	ST	ST	ST
57	WALKER, Jailin	3	0	..	..	..	XX	XX	XX
06	WELLS, Antwane	6	2	XX	XX	ST	XX	XX	ST
04	WHITE, Zaquandre	6	2	XX	ST	XX	XX	ST	XX
32	JR., Kedrick Whitehead	4	3	..	..	ST	ST	XX	ST
48	WILLEKES, Kenny	6	6	ST	ST	ST	ST	ST	ST
19	WINFREY, Perrion	2	0	..	..	..	..	XX	XX
85	JR., Easop Winston	2	0	..	..	..	..	XX	XX



**Columbus Aviators 2026 Season Stats  
Participation  
(As of May 3, 2026)**

#	PLAYER	GP	GS	ORL	DC	DAL	DAL	HOU	HOU
28	WOODS, Kyree	5	3	XX	XX	ST	ST	ST	..



### Columbus Aviators 2026 Season Stats

#### Starters (As of May 3, 2026)

OFFENSE	1	2	3	4	5	6	7	8	9	10	11
ORL	CABRAL, (C)	FARNIOK, (G)	GLASER, (G)	MONTEIRO, (G)	FILIAGA, (OL)	MCCLENDON, (QB)	TAUA, (RB)	NELSON, (T)	MACK, (TE)	OAKES, (TE)	CHISM, (WR)
DC	CABRAL, (C)	FARNIOK, (G)	MONTEIRO, (G)	FILIAGA, (OL)	MCCLENDON, (QB)	TAUA, (RB)	WHITE, (RB)	NELSON, (T)	MACK, (TE)	CHISM, (WR)	TAYLOR, (WR)
DAL	CABRAL, (C)	FARNIOK, (G)	GLASER, (G)	FILIAGA, (OL)	MCCLENDON, (QB)	LOVETT, (RB)	NELSON, (T)	OAKES, (TE)	CHISM, (WR)	MARTIN, (WR)	WELLS, (WR)
DAL	CABRAL, (C)	FARNIOK, (G)	GLASER, (G)	MONTEIRO, (G)	MCCLENDON, (QB)	HARRIS, (T)	NELSON, (T)	MACK, (TE)	OAKES, (TE)	CHISM, (WR)	MOORE, (WR)
HOU	CABRAL, (C)	FARNIOK, (G)	GLASER, (G)	MONTEIRO, (G)	MCCLENDON, (QB)	WHITE, (RB)	HARRIS, (T)	NELSON, (T)	MACK, (TE)	OAKES, (TE)	MOORE, (WR)
HOU	CABRAL, (C)	FARNIOK, (G)	GLASER, (G)	MCCLENDON, (QB)	LOVETT, (RB)	HARRIS, (T)	NELSON, (T)	MACK, (TE)	CHISM, (WR)	MARTIN, (WR)	WELLS, (WR)
DEFENSE	1	2	3	4	5	6	7	8	9	10	11
ORL	JONES, (CB)	MILLER JR., (CB)	SMITH, (CB)	STONE JR., (DE)	WILLEKES, (DE)	PALMORE, (DT)	DENT, (FS)	THOMPkins, (LB)	FIELDS II, (MLB)	JENKINS, (NT)	BLACK, (SS)
DC	LAWSON, (CB)	MILLER JR., (CB)	SMITH, (CB)	STONE JR., (DE)	WILLEKES, (DE)	PALMORE, (DT)	DAWKINS, (LB)	THOMPkins, (LB)	FIELDS II, (MLB)	JENKINS, (NT)	BLACK, (SS)
DAL	MILLER JR., (CB)	SMITH, (CB)	WHITEHEAD JR., (CB)	WOODS, (CB)	STONE JR., (DE)	WILLEKES, (DE)	PALMORE, (DT)	THOMPkins, (LB)	FIELDS II, (MLB)	JENKINS, (NT)	BLACK, (SS)
DAL	MILLER JR., (CB)	SMITH, (CB)	WHITEHEAD JR., (CB)	WOODS, (CB)	STONE JR., (DE)	WILLEKES, (DE)	PALMORE, (DT)	THOMPkins, (LB)	FIELDS II, (MLB)	JENKINS, (NT)	BLACK, (SS)
HOU	LAWSON, (CB)	MILLER JR., (CB)	MONDAY, (CB)	SMITH, (CB)	WOODS, (CB)	STONE JR., (DE)	WILLEKES, (DE)	PALMORE, (DT)	JACKSON, (LB)	THOMPkins, (LB)	JENKINS, (NT)
HOU	JONES, (CB)	LAWSON, (CB)	MILLER JR., (CB)	MONDAY, (CB)	WHITEHEAD JR., (CB)	STONE JR., (DE)	WILLEKES, (DE)	PALMORE, (DT)	THOMPkins, (LB)	FIELDS II, (MLB)	JENKINS, (NT)



### Columbus Aviators 2026 Season Stats

#### Total Tackles Game-by-Game

(As of May 3, 2026)

TOTAL TACKLES	UA - A	TOTAL	ORL	DC	DAL	DAL	HOU	HOU
II, Tony Fields	19-26	45	2-7	3-2	3-5	1-4	7-6	3-2
THOMPSON, Fred	21-17	38	5-5	5-4	2-2	3-1	4-4	2-1
WILLEKES, Kenny	13-15	28	2-2	3-3	3-3	-	2-4	3-3
JR., D.J. Miller	18-4	22	3-1	1-0	4-1	3-1	4-0	3-1
BLACK, Henry	13-9	22	2-2	3-5	5-1	2-1	-	1-0
JR., Ron Stone	9-12	21	3-2	1-2	0-3	0-1	2-3	3-1
WOODS, Kyree	14-5	19	2-0	2-0	1-1	6-2	3-2	DNP
LAWSON, Michael	10-8	18	4-2	5-2	DNP	DNP	1-2	0-2
JR., Kedrick Whitehead	10-6	16	DNP	DNP	2-5	3-0	1-0	4-1
JENKINS, Patrick	9-6	15	2-2	0-1	1-2	2-0	4-0	0-1
MONDAY, Smoke	6-7	13	DNP	DNP	-	2-1	2-3	2-3
PATTON, Caeveon	5-8	13	-	0-2	0-2	1-0	1-2	3-2
FORTUNE, O'Donnell	7-4	11	2-2	1-1	3-1	1-0	DNP	DNP
DAWKINS, Noah	5-4	9	2-3	2-1	-	-	DNP	1-0
DENT, Akeem	5-4	9	3-2	1-1	DNP	DNP	DNP	1-1
JR., Adam Plant	5-2	7	3-0	-	-	-	2-2	-
SMITH, Cam	4-2	6	1-0	1-0	1-1	1-0	0-1	DNP
WALKER, Jailin	2-4	6	DNP	DNP	DNP	-	1-2	1-2
JONES, Tre'Von	4-1	5	3-0	DNP	-	DNP	1-0	0-1
PALMORE, Walter	3-2	5	-	1-0	0-1	1-0	1-0	0-1
SHELTON, Nehemiah	3-0	3	1-0	-	2-0	-	DNP	DNP
BENSON, Xavier	0-3	3	DNP	-	0-3	-	-	-
MARTIN, Tay	2-0	2	-	-	-	-	2-0	-
JACKSON, Storey	1-1	2	1-0	0-1	DNP	DNP	-	DNP
CAGE, Jerron	1-1	2	DNP	1-1	DNP	DNP	DNP	DNP
WELLS, Antwane	1-0	1	-	1-0	-	-	-	-
JR., Leon O'Neal	0-1	1	DNP	DNP	DNP	-	0-1	-
CHISM, Keke	0-1	1	-	-	0-1	-	-	-
WINFREY, Perrion	0-1	1	DNP	DNP	DNP	DNP	0-1	-
MONTEIRO, Aaron	0-1	1	-	-	0-1	-	-	-



### Columbus Aviators 2026 Season Stats

#### Passing Game-by-Game

(As of May 3, 2026)

#08 MCCLENDON, JALAN		COMP	ATT	INT	PCT	YARDS	TD	LONG	SACKED	EFFIC
03-29-26	ORL	21	32	0		212	0	22	3-17	121.28
04-03-26	DC	23	37	1		156	2	26	4-35	110.01
04-12-26	DAL	26	34	2		230	2	22	3-16	140.94
04-17-26	DAL	10	15	0		126	1	27	2-16	159.23
04-26-26	HOU	15	22	0		160	0	27	3-15	129.27
05-01-26	HOU	20	26	0		187	1	52	0-0	150.03
<b>TOTALS</b>		<b>115</b>	<b>166</b>	<b>3</b>	<b>69.3</b>	<b>1071</b>	<b>6</b>	<b>52</b>	<b>15-99</b>	<b>131.79</b>

#02 MORTON, JALEN		COMP	ATT	INT	PCT	YARDS	TD	LONG	SACKED	EFFIC
04-03-26	DC	0	1	1		0	0	0	0-0	-200.00
04-26-26	HOU	1	1	0		-1	0	-1	0-0	91.60
05-01-26	HOU	1	1	0		1	0	1	0-0	108.40
<b>TOTALS</b>		<b>2</b>	<b>3</b>	<b>1</b>	<b>66.7</b>	<b>0</b>	<b>0</b>	<b>1</b>	<b>0-0</b>	<b>0.00</b>

#07 MOORE, JAYLON		COMP	ATT	INT	PCT	YARDS	TD	LONG	SACKED	EFFIC
04-26-26	HOU	0	1	0		0	0	0	0-0	0.00
<b>TOTALS</b>		<b>0</b>	<b>1</b>	<b>0</b>	<b>0.0</b>	<b>0</b>	<b>0</b>	<b>0</b>	<b>0-0</b>	<b>0.00</b>

**Columbus Aviators 2026 Season Stats**  
**Rushing/Receiving Game-by-Game**  
**(As of May 3, 2026)**

RUSHING	NO/YDS/TD	ORL	DC	DAL	DAL	HOU	HOU
LOVETT, John	55/231/2	5/12/0	6/33/0	6/24/1	15/80/0	6/19/0	17/63/1
WHITE, Zaquandre	45/202/4	3/48/1	5/32/1	4/2/0	13/43/1	10/38/0	10/39/1
TAUA, Toa	41/196/2	10/30/0	5/44/0	3/13/0	11/37/1	6/30/1	6/42/0
MCCLENDON, Jalan	34/192/2	4/30/0	8/55/1	5/24/0	8/41/0	4/25/1	5/17/0
WELLS, Antwane	2/21/0	DNP	DNP	DNP	DNP	1/5/0	1/16/0
MOORE, Jaylon	1/7/0	DNP	DNP	1/7/0	DNP	DNP	DNP
MORTON, Jalen	3/3/0	DNP	1/-3/0	1/4/0	DNP	DNP	1/2/0

RECEIVING	NO/YDS/TD	ORL	DC	DAL	DAL	HOU	HOU
MARTIN, Tay	28/340/1	7/86/0	6/56/1	5/49/0	1/6/0	3/40/0	6/103/0
WELLS, Antwane	17/171/2	2/27/0	5/48/0	4/43/1	DNP	3/32/0	3/21/1
MACK, Alize	12/146/1	1/6/0	1/3/1	3/33/0	3/56/0	3/42/0	1/6/0
CHISM, Keke	15/142/1	2/14/0	2/9/0	4/38/0	4/50/1	1/7/0	2/24/0
MOORE, Jaylon	10/73/0	1/22/0	2/17/0	2/8/0	1/6/0	2/8/0	2/12/0
TAUA, Toa	9/61/0	2/12/0	1/5/0	2/8/0	1/8/0	1/17/0	2/11/0
WHITE, Zaquandre	10/56/0	2/8/0	2/20/0	2/20/0	DNP	3/13/0	1/-5/0
OAKES, Gunnar	8/50/0	2/14/0	2/9/0	1/8/0	DNP	DNP	3/19/0
TAYLOR, Roc	2/23/0	2/23/0	DNP	DNP	DNP	DNP	DNP
LOVETT, John	5/14/1	DNP	1/-6/0	3/23/1	DNP	DNP	1/-3/0
NELSON, Ryan	1/-5/0	DNP	1/-5/0	DNP	DNP	DNP	DNP

**Columbus Aviators 2026 Season Stats**  
**Return Stats Game-by-Game**  
**(As of May 3, 2026)**

PUNT RETURNS	NO-YDS	ORL	DC	DAL	DAL	HOU	HOU
WELLS, Antwane	12-157	-	-	4-41	3-89	3-28	2--1

KICK RETURNS	NO-YDS	ORL	DC	DAL	DAL	HOU	HOU
WHITE, Zaquandre	9-237	2-67	3-58	1-51	2-39	1-22	-
MOORE, Jaylon	9-202	-	3-72	-	1-18	3-82	2-30
JONES, Tre'Von	2-52	1-33	DNP	1-19	DNP	-	-
DENT, Akeem	2-46	-	-	DNP	DNP	DNP	2-46

INTERCEPTION RETURNS	NO-YDS	ORL	DC	DAL	DAL	HOU	HOU
MONDAY, Smoke	1-38	DNP	DNP	-	1-38	-	-
JR., Kedrick Whitehead	1-26	DNP	DNP	-	-	-	1-26
LAWSON, Michael	1-11	-	1-11	DNP	DNP	-	-

FUMBLE RETURNS	NO-YDS	ORL	DC	DAL	DAL	HOU	HOU
CABRAL, Cohl	1-12	-	1-12	-	-	-	-
WELLS, Antwane	1-0	-	-	-	1-0	-	-
JACKSON, Storey	1-0	-	1-0	DNP	DNP	-	DNP
FARNIOK, Matt	1-0	1-0	-	-	-	-	-
NELSON, Ryan	1-0	-	-	1-0	-	-	-
MARTIN, Tay	1-0	-	1-0	-	-	-	-
MACK, Alize	1-0	-	-	-	1-0	-	-



### Columbus Aviators 2026 Season Stats

#### Fumbles Game-by-Game

(As of May 3, 2026)

FUMBLES	NO-LOST	ORL	DC	DAL	DAL	HOU	HOU
MCCLENDON, Jalan	6-2	1-0	2-1	1-0	1-0	1-1	-
WELLS, Antwane	2-1	-	1-1	-	1-0	-	-
WHITE, Zaquandre	1-0	-	-	1-0	-	-	-
JONES, Tre'Von	1-1	1-1	DNP	-	DNP	-	-
FARNIOK, Matt	1-1	-	-	-	-	1-1	-

FUMBLES FORCED	NUMBER	ORL	DC	DAL	DAL	HOU	HOU
WELLS, Antwane	1	-	1	-	-	-	-
MONDAY, Smoke	1	DNP	DNP	-	-	1	-
PATTON, Caeveon	1	-	-	-	1	-	-

FUMBLES RECOVERED	NUMBER	ORL	DC	DAL	DAL	HOU	HOU
JACKSON, Storey	1	-	1	DNP	DNP	-	DNP



**Columbus Aviators 2026 Season Stats**  
**Sacks/Tackles for Loss Game-by-Game**  
**(As of May 3, 2026)**

SACKS	UA-A	TOTAL	ORL	DC	DAL	DAL	HOU	HOU
JR., Ron Stone	4-0	4.0	2.0-11	0.5-4	0.5-0	0.0-0	0.0-0	1.0-9
WILLEKES, Kenny	3.5-0	3.5	0.5-3	0.5-4	0.5-2	-	1.0-9	1.0-7
PALMORE, Walter	1.5-0	1.5	-	0.0-0	0.5-0	1.0-5	0.0-0	0.0-0
JR., Adam Plant	1-0	1.0	1.0-5	-	-	-	0.0-0	-
WALKER, Jailin	1-0	1.0	DNP	DNP	DNP	-	0.0-0	1.0-5
JENKINS, Patrick	1-0	1.0	0.0-0	0.0-0	0.0-0	1.0-4	0.0-0	0.0-0
LAWSON, Michael	0.5-0	0.5	0.5-3	0.0-0	DNP	DNP	0.0-0	0.0-0
PATTON, Caeveon	0.5-0	0.5	-	0.0-0	0.5-2	0.0-0	0.0-0	0.0-0

TACKLES FOR LOSS	UA-A	TOTAL	ORL	DC	DAL	DAL	HOU	HOU
WILLEKES, Kenny	4-0	4.0	0.0-0	0.0-0	1.0-4	-	1.0-9	2.0-8
JENKINS, Patrick	4-0	4.0	0.0-0	0.0-0	1.0-2	1.0-4	2.0-4	0.0-0
JR., Ron Stone	3-0	3.0	2.0-11	0.0-0	0.0-0	0.0-0	0.0-0	1.0-9
THOMPSON, Fred	2-0	2.0	0.0-0	0.0-0	0.0-0	0.0-0	2.0-4	0.0-0
JR., Kedrick Whitehead	2-0	2.0	DNP	DNP	0.0-0	1.0-1	0.0-0	1.0-2
JR., Adam Plant	2-0	2.0	2.0-6	-	-	-	0.0-0	-
PALMORE, Walter	2-0	2.0	-	0.0-0	0.0-0	1.0-5	1.0-3	0.0-0
II, Tony Fields	1-0	1.0	0.0-0	0.0-0	1.0-1	0.0-0	0.0-0	0.0-0
SMITH, Cam	1-0	1.0	0.0-0	1.0-3	0.0-0	0.0-0	0.0-0	DNP
DAWKINS, Noah	1-0	1.0	0.0-0	1.0-1	-	-	DNP	0.0-0
DENT, Akeem	1-0	1.0	1.0-2	0.0-0	DNP	DNP	DNP	0.0-0
JR., D.J. Miller	1-0	1.0	1.0-3	0.0-0	0.0-0	0.0-0	0.0-0	0.0-0
LAWSON, Michael	1-0	1.0	0.0-0	1.0-1	DNP	DNP	0.0-0	0.0-0
WALKER, Jailin	1-0	1.0	DNP	DNP	DNP	-	0.0-0	1.0-5

**Columbus Aviators 2026 Season Stats**  
**Differentials**  
**(As of May 3, 2026)**



**COLUMBUS AVIATORS TURNOVER DIFFERENTIAL**

DATE	OPPONENT	SCORE	Takeaways			Giveaways			TO DIFF	Points off TOs		
			FUMBL	INTT	TOT	FUMBR	INT	TOT		TM	OPP	DIFF
03-29-26	Orlando Storm	L 16-23	1	0	1	0	0	0	1	0	6	-6
04-03-26	DC Defenders	L 26-44	2	2	4	2	1	3	1	7	7	0
04-12-26	Dallas Renegades	L 23-28	0	2	2	0	0	0	2	7	7	0
04-17-26	Dallas Renegades	W 28-14	0	0	0	0	1	1	-1	0	0	0
04-26-26	Houston Gamblers	L 13-17	2	0	2	0	0	0	2	0	0	0
05-01-26	Houston Gamblers	W 24-17	0	0	0	0	1	1	-1	0	0	0
<b>Totals</b>			<b>5</b>	<b>4</b>	<b>9</b>	<b>2</b>	<b>3</b>	<b>5</b>	<b>4</b>	<b>14</b>	<b>20</b>	<b>-6</b>

**COLUMBUS AVIATORS MISC DIFFERENTIALS**

DATE	OPPONENT	SCORE	First Downs			Penalties			Penalty Yards			Total Off Plays		
			TEAM	OPP	DIFF	TEAM	OPP	DIFF	TEAM	OPP	DIFF	TEAM	OPP	DIFF
03-29-26	Orlando Storm	L 16-23	19	22	-3	4	3	-1	26	30	4	57	55	2
04-03-26	DC Defenders	L 26-44	24	20	4	8	4	-4	57	35	-22	67	48	19
04-12-26	Dallas Renegades	L 23-28	21	15	6	8	11	3	58	75	17	57	50	7
04-17-26	Dallas Renegades	W 28-14	26	15	11	9	10	1	92	85	-7	64	41	23
04-26-26	Houston Gamblers	L 13-17	14	21	-7	5	3	-2	42	18	-24	54	61	-7
05-01-26	Houston Gamblers	W 24-17	21	9	12	4	4	0	40	16	-24	67	37	30
<b>Totals</b>			<b>125</b>	<b>102</b>	<b>23</b>	<b>38</b>	<b>35</b>	<b>3</b>	<b>315</b>	<b>259</b>	<b>56</b>	<b>366</b>	<b>292</b>	<b>74</b>

**COLUMBUS AVIATORS YARDAGE DIFFERENTIALS**

DATE	OPPONENT	SCORE	Passing			Rushing			Total Offense			Scoring		
			GAIN	ALLOW	DIFF	GAIN	ALLOW	DIFF	GAIN	ALLOW	DIFF	SCORED	ALLOWED	DIFF
03-29-26	Orlando Storm	L 16-23	195	217	-22	120	139	-19	315	356	-41	16	23	-7
04-03-26	DC Defenders	L 26-44	121	90	31	161	230	-69	282	320	-38	26	44	-18
04-12-26	Dallas Renegades	L 23-28	214	142	72	74	83	-9	288	225	63	23	28	-5
04-17-26	Dallas Renegades	W 28-14	110	135	-25	201	97	104	311	232	79	28	14	14
04-26-26	Houston Gamblers	L 13-17	144	137	7	117	120	-3	261	257	4	13	17	-4
05-01-26	Houston Gamblers	W 24-17	188	82	106	179	82	97	367	164	203	24	17	7
<b>Totals</b>			<b>972</b>	<b>803</b>	<b>169</b>	<b>852</b>	<b>751</b>	<b>101</b>	<b>1824</b>	<b>1554</b>	<b>270</b>	<b>130</b>	<b>143</b>	<b>-13</b>

**Columbus Aviators 2026 Season Stats**  
**Ratios**  
**(As of May 3, 2026)**



**COLUMBUS AVIATORS EFFICIENCY RATIOS**

DATE	OPPONENT	L	Passing				Rushing				Total Offense				Scoring				Points Per Play		
			GAIN	ALLOW	DIFF	EFFIC	GAIN	ALLOW	DIFF	EFFIC	GAIN	ALLOW	DIFF	EFFIC	SCRD	ALLWD	DIFF	EFFIC	TEAM	OPP	EFFIC
03-29-26	ORL	L	195	217	-22	0.9	120	139	-19	0.9	315	356	-41	0.9	16	23	-7	0.7	3.6	2.4	1.5
04-03-26	DC	L	121	90	31	1.3	161	230	-69	0.7	282	320	-38	0.9	26	44	-18	0.6	2.6	1.1	2.4
04-12-26	DAL	L	214	142	72	1.5	74	83	-9	0.9	288	225	63	1.3	23	28	-5	0.8	2.5	1.8	1.4
04-17-26	DAL	W	110	135	-25	0.8	201	97	104	2.1	311	232	79	1.3	28	14	14	2.0	2.3	2.9	0.8
04-26-26	HOU	L	144	137	7	1.1	117	120	-3	1.0	261	257	4	1.0	13	17	-4	0.8	4.2	3.6	1.2
05-01-26	HOU	W	188	82	106	2.3	179	82	97	2.2	367	164	203	2.2	24	17	7	1.4	2.8	2.2	1.3
<b>Totals</b>			<b>972</b>	<b>803</b>	<b>169</b>	<b>1.2</b>	<b>852</b>	<b>751</b>	<b>101</b>	<b>1.1</b>	<b>1824</b>	<b>1554</b>	<b>270</b>	<b>1.2</b>	<b>130</b>	<b>143</b>	<b>-13</b>	<b>0.9</b>	<b>2.8</b>	<b>2.0</b>	<b>1.4</b>

**Columbus Aviators 2026 Season Stats**  
**Chunk Plays**  
**(As of May 3, 2026)**



**15+ YARD RECEPTIONS AND 10+ YARD RUNS**

**03-29-26 vs. Orlando Storm**

GAIN	TYPE	PLAYER	QTR	DWN-DST	SPOT
22	Pass	Moore, Jaylon from McClendon, Jalan	1	3-3	ORL44
42	Rush	White, Zaquandre	2	1-10	CLB38
12	Rush	McClendon, Jalan	2	2-8	ORL18
20	Pass	Martin, Tay from McClendon, Jalan	3	1-10	CLB35
20	Pass	Wells, Antwane from McClendon, Jalan	3	2-10	ORL33
13	Rush	McClendon, Jalan	4	3-10	CLB47
19	Pass	Martin, Tay from McClendon, Jalan	4	1-20	ORL34
18	Pass	Taylor, Roc from McClendon, Jalan	4	2-8	CLB37
17	Pass	Martin, Tay from McClendon, Jalan	4	3-20	CLB45

**Total: 9 Rush: 3 Pass: 6**

**04-03-26 vs. DC Defenders**

GAIN	TYPE	PLAYER	QTR	DWN-DST	SPOT
10	Rush	McClendon, Jalan	1	2-10	DC38
13	Rush	McClendon, Jalan	2	3-11	CLB29
11	Rush	Taua, Toa	2	1-10	CLB21
16	Pass	Moore, Jaylon from McClendon, Jalan	2	3-17	CLB25
29	Rush	Lovett, John	3	2-4	CLB40
12	Rush	Taua, Toa	3	1-10	CLB40
11	Rush	Taua, Toa	3	2-3	DC41
10	Rush	White, Zaquandre	4	1-10	CLB25
12	Rush	McClendon, Jalan	4	4-4	DC47
26	Pass	Martin, Tay from McClendon, Jalan	4	2-4	DC29

**Total: 10 Rush: 8 Pass: 2**

**04-12-26 vs. Dallas Renegades**

GAIN	TYPE	PLAYER	QTR	DWN-DST	SPOT
17	Pass	Mack, Alize from McClendon, Jalan	1	1-10	CLB30
22	Pass	Wells, Antwane from McClendon, Jalan	3	1-10	DAL24

**Total: 2 Rush: 0 Pass: 2**

**04-17-26 vs. Dallas Renegades**

GAIN	TYPE	PLAYER	QTR	DWN-DST	SPOT
10	Rush	Lovett, John	2	1-10	CLB27
15	Pass	Mack, Alize from McClendon, Jalan	2	1-10	DAL40
20	Pass	Chism, Keke from McClendon, Jalan (TD)	2	1-10	DAL20
27	Pass	Mack, Alize from McClendon, Jalan	3	2-8	CLB35
19	Rush	McClendon, Jalan	3	3-13	DAL28
14	Rush	Lovett, John	4	2-4	CLB20
12	Rush	Lovett, John	4	2-8	DAL25

**Total: 7 Rush: 4 Pass: 3**

**04-26-26 vs. Houston Gamblers**



GAIN	TYPE	PLAYER	QTR	DWN-DST	
27	Pass	Wells, Antwane from McClendon, Jalan	2	3-8	CLB35
20	Pass	Mack, Alize from McClendon, Jalan	2	2-7	HOU35
12	Rush	Taua, Toa	2	3-8	HOU38
17	Pass	Taua, Toa from McClendon, Jalan	4	2-10	HOU22
19	Pass	Martin, Tay from McClendon, Jalan	4	1-10	CLB36
16	Rush	McClendon, Jalan	4	2-5	HOU27
19	Pass	Mack, Alize from McClendon, Jalan	4	3-10	CLB36

Total: 7 Rush: 2 Pass: 5

#### 05-01-26 vs. Houston Gamblers

GAIN	TYPE	PLAYER	QTR	DWN-DST	SPOT
16	Rush	Lovett, John	1	4-1	HOU32
18	Pass	Chism, Keke from McClendon, Jalan	1	2-5	CLB31
16	Rush	Wells, Antwane	2	3-2	HOU32
52	Pass	Martin, Tay from McClendon, Jalan	2	1-10	CLB28
22	Rush	Taua, Toa	3	2-2	CLB41
10	Rush	Taua, Toa	3	2-7	CLB17
14	Rush	White, Zaquandre	3	2-3	CLB34
19	Pass	Martin, Tay from McClendon, Jalan	4	3-10	CLB31

Total: 8 Rush: 5 Pass: 3

#### Breakdown

Total Chunk Plays	43
Passing	21
Rushing	22
Scoring	1
<b>By Distance</b>	
Rushes over 20 yds	3
Rushes over 30 yds	1
Rushes over 40 yds	1
Rushes over 50 yds	0
Passes over 30 yds	1
Passes over 40 yds	1
Passes over 50 yds	1
Passes over 60 yds	0
<b>By Quarter</b>	
1st Qtr	5
2nd Qtr	13
3rd Qtr	11
4th Qtr	14
OT	0
<b>By Down</b>	
1st Down	13
2nd Down	17
3rd Down	11
4th Down	2

**Longest Plays**  
RUSHING

---

42 yds by White, Zaquandre vs. Orlando Storm

29 yds by Lovett, John vs. DC Defenders

22 yds by Taua, Toa vs. Houston Gamblers

19 yds by McClendon, Jalan vs. Dallas Renegades

16 yds by Lovett, John vs. Houston Gamblers

PASSING

---

52 yds rec by Martin, Tay from McClendon, Jalan vs. Houston Gamblers

27 yds rec by Wells, Antwane from McClendon, Jalan vs. Houston Gamblers

27 yds rec by Mack, Alize from McClendon, Jalan vs. Dallas Renegades

26 yds rec by Martin, Tay from McClendon, Jalan vs. DC Defenders

22 yds rec by Moore, Jaylon from McClendon, Jalan vs. Orlando Storm

**Columbus Aviators 2026 Season Stats**  
**Top Performances**  
**(As of May 3, 2026)**



**TOP PASSING PERFORMANCES (300+ YDS OR 4+ TDS)**

QB	YDS	C-A	TD	INT	OPP
----	-----	-----	----	-----	-----

**TOP RUSHING PERFORMANCES (100+ YDS OR 3+ TDS)**

RUSHER	YDS	ATT	TD	AVG	OPP
--------	-----	-----	----	-----	-----

**TOP RECEIVING PERFORMANCES (100+ YDS OR 2+ TDS OR 6 RCPTS.)**

RECEIVER	YDS	NO	TD	LONG	OPP
MARTIN, Tay	103	6	0	52	HOU (05-01-26)
MARTIN, Tay	86	7	0	20	ORL (03-29-26)
MARTIN, Tay	56	6	1	26	DC (04-03-26)

**Columbus Aviators 2026 Season Stats**  
**Big Plays**  
**(As of May 3, 2026)**



**COLUMBUS AVIATORS BIG PLAY DIFFERENTIAL**

DATE	OPPONENT	RESULT	Columbus Aviators					Opponents					DIFF
			TOT PLYS	BIG RUSH	BIG PASS	BIG PLAYS	BP%	TOT PLYS	BIG RUSH	BIG PASS	BIG PLAYS	BP%	
03-29-26	Orlando Storm	L 16-23	57	3	6	9	15.8	55	5	7	12	21.1	-3
04-03-26	DC Defenders	L 26-44	67	8	2	10	14.9	48	7	3	10	14.9	0
04-12-26	Dallas Renegades	L 23-28	57	0	2	2	3.5	50	3	3	6	10.5	-4
04-17-26	Dallas Renegades	W 28-14	64	4	3	7	10.9	41	3	2	5	7.8	2
04-26-26	Houston Gamblers	L 13-17	54	2	5	7	13.0	61	2	3	5	9.3	2
05-01-26	Houston Gamblers	W 24-17	67	5	3	8	11.9	37	3	3	6	9.0	2
<b>Totals</b>			<b>366</b>	<b>22</b>	<b>21</b>	<b>43</b>	<b>11.7</b>	<b>292</b>	<b>23</b>	<b>21</b>	<b>44</b>	<b>15.1</b>	<b>-1</b>

**COLUMBUS AVIATORS TOXIC DIFFERENTIAL**

DATE	OPPONENT	RESULT	Columbus Aviators		Opponents		Turnover	Big Play	Toxic
			TAKEAWAYS	BIG PLAYS	TAKEAWAYS	BIG PLAYS	DIFF	DIFF	DIFFERENTIAL
03-29-26	Orlando Storm	L 16-23	0	9	1	12	-1	-3	-4
04-03-26	DC Defenders	L 26-44	3	10	4	10	-1	0	-1
04-12-26	Dallas Renegades	L 23-28	0	2	2	6	-2	-4	-6
04-17-26	Dallas Renegades	W 28-14	1	7	0	5	1	2	3
04-26-26	Houston Gamblers	L 13-17	0	7	2	5	-2	2	0
05-01-26	Houston Gamblers	W 24-17	1	8	0	6	1	2	3
<b>Totals</b>			<b>5</b>	<b>43</b>	<b>9</b>	<b>44</b>	<b>-4</b>	<b>-1</b>	<b>-5</b>

**Columbus Aviators 2026 Season Stats**  
**Drive and Stuffed Run Stats**  
**(As of May 3, 2026)**



**STUFFED RUSH PERCENTAGE**

DATE	OPPONENT			Columbus Aviators			Opponents		
				STUFFED	ATTEMPTS	STUFFED%	STUFFS	ATTEMPTS	STUFFED%
03-29-26	Orlando Storm	L	16-23	2	22	9.1	7	29	24.1
04-03-26	DC Defenders	L	26-44	3	25	12.0	7	36	19.4
04-12-26	Dallas Renegades	L	23-28	3	20	15.0	6	18	33.3
04-17-26	Dallas Renegades	W	28-14	5	47	10.6	4	12	33.3
04-26-26	Houston Gamblers	L	13-17	6	27	22.2	10	35	28.6
05-01-26	Houston Gamblers	W	24-17	7	40	17.5	5	17	29.4
<b>Total</b>				<b>26</b>	<b>181</b>	<b>14.4</b>	<b>39</b>	<b>147</b>	<b>26.5</b>

**COLUMBUS AVIATORS DRIVE STATS**

DATE	OPPONENT	DRIVES	SCORING (TD/FG)	3ANDOUT	5+ MIN	10+ PLAY	75+ YDS	OPPTERR	AVGSTART
03-29-26	Orlando Storm	7	4 (1/3)	1	2	2	2	0	34
04-03-26	DC Defenders	12	3 (3/0)	2	2	3	1	2	39
04-12-26	Dallas Renegades	10	4 (3/1)	1	2	2	1	1	35
04-17-26	Dallas Renegades	7	4 (4/0)	1	3	3	1	1	34
04-26-26	Houston Gamblers	9	2 (2/0)	2	1	2	0	1	43
05-01-26	Houston Gamblers	9	4 (3/1)	1	3	3	0	0	27
<b>Totals</b>		<b>54</b>	<b>21 (16/5)</b>	<b>8</b>	<b>13</b>	<b>15</b>	<b>5</b>	<b>5</b>	<b>36</b>
<b>Percentages</b>		<b>38.9% (29.6% / 9.3%)</b>			<b>14.8%</b>	<b>24.1%</b>	<b>27.8%</b>	<b>9.3%</b>	<b>9.3%</b>

**OPPONENT DRIVE STATS**

DATE	OPPONENT	DRIVES	SCORING (TD/FG)	3ANDOUT	5+ MIN	10+ PLAY	75+ YDS	OPPTERR	AVGSTART
03-29-26	Orlando Storm	8	4 (3/1)	1	1	1	2	1	29
04-03-26	DC Defenders	11	8 (5/3)	0	1	1	0	4	51
04-12-26	Dallas Renegades	10	3 (3/0)	3	1	1	1	2	38
04-17-26	Dallas Renegades	8	2 (2/0)	2	1	1	1	0	20
04-26-26	Houston Gamblers	9	3 (2/1)	2	3	3	1	0	27
05-01-26	Houston Gamblers	10	3 (2/1)	5	0	0	0	0	29
<b>Totals</b>		<b>56</b>	<b>23 (17/6)</b>	<b>13</b>	<b>7</b>	<b>7</b>	<b>5</b>	<b>7</b>	<b>34</b>
<b>Percentages</b>		<b>41.1% (30.4% / 10.7%)</b>			<b>23.2%</b>	<b>12.5%</b>	<b>12.5%</b>	<b>8.9%</b>	<b>12.5%</b>