



2014-15 KENTUCKY BASKETBALL

SCHEDULE/RESULTS (12-0, 0-0 SEC)

Date	Opponent	Result/Time
N. 2	PIKEVILLE (Exh.) [SEC]	W, 116-68
N. 9	GEORGETOWN COLL. (Exh.) [SEC]	W, 121-52
N. 14 ¹	GRAND CANYON [SEC]	W, 85-45
N. 16 ¹	BUFFALO [ESPNU]	W, 71-52
N. 18 ²	vs. No. 5/5 Kansas [ESPN]	W, 72-40
N. 21	BOSTON U. [FSN]	W, 89-65
N. 23 ¹	MONTANA STATE [SEC]	W, 86-28
N. 25 ¹	UT ARLINGTON [SEC]	W, 92-44
N. 30	No. rv/25 PROVIDENCE [ESPN2]	W, 58-38
D. 5 ³	6/7 TEXAS [ESPN]	W, 63-51
D. 7	EASTERN KENTUCKY [SEC]	W, 82-49
D. 10	COLUMBIA [ESPN2]	W, 56-46
D. 13	No. 21/18 NORTH CAROLINA [CBS]	W, 84-70
D. 20 ⁴	vs. UCLA [CBS]	W, 83-44
D. 27	at No. 4/4 Louisville [ESPN2]	2:00 p.m.
J. 6	* OLE MISS [SEC]	7:00 p.m.
J. 10	* at Texas A&M [CBS]	1:00/3:30 p.m.
J. 13	* MISSOURI [ESPN]	9:00 p.m.
J. 17	* at Alabama [ESPN/ESPN2]	4:00 p.m.
J. 20	* VANDERBILT [SEC]	9:00 p.m.
J. 24	* at South Carolina [ESPN/ESPN2]	12:00 p.m.
J. 29	* at Missouri [ESPN]	9:00 p.m.
J. 31	* ALABAMA [SEC]	7:00 p.m.
F. 3	* GEORGIA [ESPNU]	7:00 p.m.
F. 7	* at Florida [ESPN]	9:00 p.m.
F. 10	* at LSU [ESPN]	7:00 p.m.
F. 14	* SOUTH CAROLINA [ESPN/ESPN2]	2:00 p.m.
F. 17	* at Tennessee [ESPN]	7:00 p.m.
F. 21	* AUBURN [ESPN/ESPN2]	6:00 p.m.
F. 25	* at Mississippi State [SEC]	7:00 p.m.
F. 28	* ARKANSAS [CBS]	4:00 p.m.
M. 3	* at Georgia [ESPN]	9:00 p.m.
M. 7	* FLORIDA [CBS]	7:00 p.m.
M.11-15 ⁵	SEC Tournament	TBD

¹Cawood Ledford Classic (Rupp Arena, Lexington, Ky.); ²State Farm Champions Classic (Bankers Life Fieldhouse, Indianapolis); ³SEC/Big 12 Challenge (Rupp Arena, Lexington, Ky.); ⁴CBS Sports Classic (United Center, Chicago) ⁵SEC Tournament (Bridgestone Arena, Nashville, Tenn.)

No. 4/4 Louisville (11-0, 0-0) vs. No. 1/1 Kentucky (12-0, 0-0)

Saturday, Dec. 27 • 2 p.m. ET • KFC YUM! Center (22,000) • Louisville, Ky.

GAMECENTER

Kentucky Wildcats

Record: 12-0, 0-0 in SEC
 Rankings: No. 1 (AP)/No. 1 (Coaches)
 Last Game: Def. UCLA 83-44
 Head Coach: John Calipari
 Overall On-Court Record: 609-177 (.775)
 at UK: 164-37 (.816)
 Last Five Games: 5-0
 Calipari vs. Louisville: 12-6
 All-Time Series vs. Louisville: UK leads 32-15
 Twitter: @KentuckyMBB

Louisville Cardinals

Record: 11-0, 0-0 in ACC
 Rankings: 4 (AP)/4 (Coaches)
 Last Game: Def. Cal State Northridge 80-55
 Head Coach: Rick Pitino
 Overall On-Court Record: 706-245 (.742)
 at Louisville: 352-117 (.751)
 Last Five Games: 5-0
 Pitino vs. Kentucky: 5-10
 Last Meeting: UK won 73-69 (3/28/2014)

Television Info

Network: ESPN2
 Talent: Dan Shulman (PxP), Jay Bilas (Analyst)
 Shannon Spake (sideline)

UK Radio Network

Talent: Tom Leach (PxP), Mike Pratt (Analyst),
 Sirius/XM Channel: 93/190

CAT SCRATCHES

- UK is in its 112th season of basketball and remains the national leader in total wins with 2,152.
- The Wildcats became the first team in program history to win each of their first 12 games by double figures with an 83-44 win over UCLA in the CBS Sports Classic on Dec. 20.
- UCLA managed just seven points in the opening half, the fewest points the Wildcats have given up in a half since Dec. 20, 1983, when the Cats gave up just four points in the second half and seven in the first half in a 24-11 victory over Cincinnati.
- Kentucky and Louisville meet for the 48th time in program history with UK owning a 32-15 edge in the series, including 6-1 since John Calipari took over the reigns of the program in 2009-10. That also includes two victories in the NCAA Tournament.
- Through 201 games coached at UK, Calipari owns a 164-37 record, matching legendary coach Adolph Rupp's start to his career. Calipari has led UK to more title game appearances (two) and Final Fours (three) than any of the five UK championship coaches through their first 200 games coached.
- Calipari is 12-6 all-time vs. Louisville and 6-1 as Kentucky's head coach, including a victory over the Cardinals in last year's Sweet 16 and a win in the 2012 Final Four.
- The Wildcats have won 30 of their last 32 contests as the Associated Press top-ranked team.
- Louisville will be the fifth top-25 team UK has faced this season, and the Wildcats have beaten the first four by an average of 19.5 points.
- Through 12 games, UK has held 10 opponents to 55 or fewer points. The single-season record since the inception of the shot clock is 11 opponents held to 55 or fewer.
- Guard Devin Booker was named the SEC Freshman of the Week on Monday after scoring a game-high 19 points in UK's victory over UCLA. Booker was 7 for 10 from the floor, including 5 of 6 from long range.

STARTING LINEUP BASED ON LAST OUTING

Willie Cauley-Stein #15

Jr. - Forward
 7-0 • 242
 Olathe, Kan.
 Pts. - 10.5
 Rebs. - 6.7
 Mins. - 24.1

Aaron Harrison #2

Soph. - Guard
 6-6 • 212
 Richmond, Texas
 Pts. - 10.6
 Assts. - 2.2
 Mins. - 23.7

Andrew Harrison #5

Soph. - Guard
 6-6 • 210
 Richmond, Texas
 Pts. - 7.7
 Assts. - 4.2
 Mins. - 22.6

Trey Lyles #41

Fr. - Forward
 6-10 • 235
 Indianapolis, Ind.
 Pts. - 7.9
 Rebs. - 5.5
 Mins. - 19.5

Karl-Anthony Towns #12

Fr. - Forward
 6-11 • 250
 Piscataway, N.J.
 Pts. - 8.1
 Blks. - 2.6
 Mins. - 18.9

MEDIA INFORMATION

Numerical Roster

No.	Name	Pos.	Ht.	Wt.	Yr.	Exp.	Hometown (Previous School)
00	Marcus Lee	F	6-9	220	So.	1L	Antioch, Calif. (Deer Valley)
1	Devin Booker	G	6-6	206	Fr.	HS	Grand Rapids, Mich. (Moss Point)
2	Aaron Harrison	G	6-6	212	So.	1L	Richmond, Texas (Travis)
3	Tyler Ullis	G	5-9	155	Fr.	HS	Lima, Ohio (Marian Catholic)
5	Andrew Harrison	G	6-6	210	So.	1L	Richmond, Texas (Travis)
12	Karl-Anthony Towns	F	6-11	255	Fr.	HS	Piscataway, N.J. (St. Joseph)
13	Sam Malone	G	5-11	185	Sr.	3L	Scituate, Mass. (Scituate)
15	Willie Cauley-Stein	F	7-0	242	Jr.	2L	Olathe, Kan. (Northwest)
21	Tod Lanter	G	6-2	190	Sr.	2L	Lexington, Ky. (Gulf Coast St. CC)
22	Alex Poythress	F	6-8	235	Jr.	2L	Clarksville, Tenn. (Northeast)
24	EJ Floreal	G	6-3	200	So.	1L	Palo Alto, Calif. (Dunbar)
25	Dominique Hawkins	G	6-0	195	So.	1L	Richmond, Ky. (Madison Central)
32	Brian Long	G	5-9	155	Sr.	3L	Dumont, N.J. (River Dell)
35	Derek Willis	F	6-9	220	So.	1L	Mt. Washington, Ky. (Bullitt East)
41	Trey Lyles	F	6-10	235	Fr.	HS	Indianapolis, Ind. (Arsenal Technical)
44	Dakari Johnson	C	7-0	255	So.	1L	Brooklyn, N.Y. (Montverde Academy)

Coaching Staff

Head Coach:	John Calipari (Clarion, 1983 - 6th season)
Associate Head Coach:	Kenny Payne (Louisville, 2003 - 5th season)
Assistant Coach:	John Robic (Denison, 1986 - 6th season)
Assistant Coach:	Barry 'Slice' Rohrssen (St. Francis (N.Y.), 1983 - 1st season)
Special Asst. to Head Coach:	Tony Barbee (Massachusetts, 1993 - 1st season)
Coordinator of Performance:	Ray 'Rock' Oliver (Kansas, 1986 - 3rd season)
Strength Coach:	Robert Harris (Kentucky State, 2009 - 1st season)
Athletic Trainer:	Chris Simmons (Memphis, 2002 - 6th season)
Associate AD/Basketball Operations:	Chris Woolard (UCLA, 1997 - 4th season)
Director of Basketball Analytics:	Joel Justus (UNC-Wilmington, 2004 - 1st season)

Social Media Guide

UK Athletics	@UKAthletics
Kentucky Basketball	@KentuckyMBB
John Calipari	@UKCoachCalipari
Devin Booker	@DevinBook
Willie Cauley-Stein	@THEwillieCS15
EJ Floreal	@BouncyE_24
Aaron Harrison	@AaronICE2
Andrew Harrison	@DrewRoc5
Dominique Hawkins	@Dhawk_25
Dakari Johnson	@SafariDakari44
Tod Lanter	@tod_lanterIII
Marcus Lee	@SuperKingMe
Brian Long	@brianlong32
Trey Lyles	@TreyMambaLyles
Sam Malone	@SamMaloneuk13
Alex Poythress	@AlextheGreat22
Karl-Anthony Towns	@KATis32
Tyler Ullis	@tulis3
Derek Willis	@derek_willis33

Pronunciation Guide

Willie Cauley- STEIN	(STINE)
EJ FLOREAL	(FLOOR-EE-AL)
DOMINIQUE Hawkins	(DOM-A-NEEK)
DAKARI Johnson	(DA-CAR-EE)
Alex POYTHRESS	(POY-THRESS)
John CALIPARI	(CAL-A-PEAR-EE)

Media Relations

Deb Moore deb.moore@uky.edu	Eric Lindsey eric.lindsey@uky.edu 859.257.3838 (office)
--------------------------------	---

Kentucky Basketball

The Wildcats own an unparalleled tradition of success. Since 1903, the University of Kentucky has fielded 112 basketball teams. The first national championship was an NIT title in 1946. The first NCAA title came in 1948, and the latest, No. 8, occurred in 2012. No other program can claim the unparalleled success that matches the Wildcats efforts over the past century.

8 NCAA National Titles
(1948, 1949, 1951, 1958, 1978, 1996, 1998, 2012)

2012 National Championship Team



- Highest All-Time Winning Percentage (2,152-672-1, .762)
- 45 SEC Regular-Season Titles
- 27 SEC Tournament Titles
- 13 30-win seasons
- 58 20-win seasons
- And the most victories all-time in NCAA Division I history through Dec. 23, 2014:

Kentucky	2,152
Kansas	2,135
North Carolina	2,122
Duke	2,037
Syracuse	1,909

2014 NCAA Tournament Run guided UK to ...

- its fourth NCAA runner-up trophy
- 16th Final Four appearance
- National-record 53rd NCAA Tournament appearance
- 163 NCAA Tournament games and 116 NCAA Tournament victories, the most in the NCAA



TV CHART



00

Marcus Lee

6-9 · 220 · So. · F
Antioch, Calif.
(Deer Valley)



1

Devin Booker

6-6 · 206 · Fr. · G
Grand Rapids, Mich.
(Moss Point)



2

Aaron Harrison


6-6 · 212 · So. · G
Richmond, Texas
(Travis)



3

Tyler Ulis


5-9 · 155 · Fr. · G
Lima, Ohio
(Marian Catholic)



5

Andrew Harrison


6-6 · 210 · So. · G
Richmond, Texas
(Travis)



12

Karl-Anthony Towns

6-11 · 255 · Fr. · F
Piscataway, N.J.
(St. Joseph)



13

Sam Malone

5-11 · 185 · Sr. · G
Scituate, Mass.
(Scituate)



15

Willie Cauley-Stein

7-0 · 242 · Jr. · F
Olathe, Kan.
(Northwest)



21

Tod Lanter


6-2 · 190 · Sr. · G
Lexington, Ky.
(Gulf Coast State CC)



22

Alex Poythress

6-8 · 235 · Jr. · F
Clarksville, Tenn.
(Northeast)



24

EJ Floreal


6-4 · 200 · So. · G
Palo Alto, Calif.
(Dunbar)



25

Dominique Hawkins


6-0 · 195 · So. · G
Richmond, Ky.
(Madison Central)



32

Brian Long

5-9 · 155 · Sr. · G
Dumont, N.J.
(River Dell)



35

Derek Willis

6-9 · 220 · So. · F
Mt. Washington, Ky.
(Bullitt East)



41

Trey Lyles

6-10 · 235 · Fr. · F
Indianapolis, Ind.
(Arsenal Tech)



44

Dakari Johnson

7-0 · 255 · So. · C
Brooklyn, N.Y.
(Montverde Academy)



John Calipari

Head Coach
Sixth Year at UK
(Clarion, '82)



Kenny Payne

Associate Head Coach
Fifth Year at UK
(Louisville, '03)



John Robic

Assistant Coach
Sixth Year at UK
(Denison, '86)



Barry Rohrsen

Assistant Coach
First Year at UK
(St. Francis, '83)

COMPARING UK'S CHAMPIONSHIP COACHES THROUGH FIRST 200 GAMES

UK's victory over North Carolina on Dec. 13, 2014, marked the 200th coached game for John Calipari as the head coach of the Cats. Here's a snapshot of UK's five NCAA championship coaches through their first 200 games at the helm of the program:



Adolph Rupp

UK Record: 163-37 (81.5%), 10th season

Title Games: N/A
Final Fours: N/A
Elite 8's: N/A
Sweet 16's: N/A

Captured **5** regular-season SEC Championships and **4** SEC Tournament titles as he began building the Wildcat program into national prominence. He coached **8** All-Americans in those first nine seasons. It would be three more seasons before Rupp advanced to his first Final Four in 1941-42.



Joe B. Hall

UK Record: 148-52 (74.0%), 7th season



Title Games: 2
Final Fours: 2
Elite 8's: 2
Sweet 16's: 3

Captured **4** regular-season SEC championships during his first six seasons as he replaced legendary Coach Rupp. In addition to the 1978 title, he also claimed the **NIT championship** in 1976. Hall had **8** All-America distinctions among four players, **3** SEC Player of the Year honors and **12** players drafted into the NBA. UK was also 24-2 as the No. 1 ranked team.



Rick Pitino

UK Record: 156-44 (78.0%), 6th season

Title Games: 0
Final Fours: 1
Elite 8's: 2
Sweet 16's: 2

Took over the reigns of the program during a probationary time and directed UK to **3** SEC Tournament titles. UK had **2** players drafted in the NBA, and Jamal Mashburn was a **2**-time All-American. UK was 1-2 as the No. 1 rated team during that span. Pitino earned national coach of the year honors **2** times.



Tubby Smith

UK Record: 154-46 (77.0%), 6th season



Title Games: 1
Final Fours: 1
Elite 8's: 2
Sweet 16's: 4

Won **3** SEC regular-season titles and **3** SEC Tournament championships during his first five seasons. He also advanced to **4** Sweet 16s and **2** Elite Eights. Smith led **4** players to the NBA Draft, **1** SEC Player of the Year honor and two players earned **3** All-America honors. Smith earned national coach of the year honors **2** times.



John Calipari

UK Record: 163-37 (81.5%), 6th season



Title Games: 2
Final Fours: 3
Elite 8's: 4
Sweet 16's: 4

Calipari directed the resurgence of the Blueblood Program, leading UK to **2** SEC regular-season crowns and **2** SEC Tournament titles. Had **2** players earn UK's first-ever national player of the year awards, **2** SEC Players of the Year, **6** SEC Freshman of the Year honors and **19** players selected in the NBA Draft. He earned **1** national Coach of the year accolade and is 33-4 as the No. 1 ranked team.

THE POLLS

Associated Press
Dec. 22, 2014

Coaches'
Dec. 22, 2014

Rk.	Team (First-Place Votes)
1.	Kentucky (65)
2.	Duke
3.	Arizona
4.	Louisville
5.	Virginia
6.	Wisconsin
7.	Villanova
8.	Gonzaga
9.	Texas
10.	Kansas
11.	Wichita State
12.	Iowa State
13.	Washington
14.	Utah
15.	Maryland
16.	Notre Dame
17.	St. John's
18.	West Virginia
19.	Oklahoma
20.	North Carolina
21.	Ohio State
22.	Baylor
23.	Northern Iowa
24.	Colorado State
25.	TCU

Rk.	Team (First-Place Votes)
1.	Kentucky (30)
2.	Duke (1)
3.	Arizona (1)
4.	Louisville
5.	Virginia
6.	Wisconsin
7.	Villanova
8.	Gonzaga
9.	Texas
10.	Kansas
11.	Wichita State
12.	Iowa State
13.	Washington
14.	Utah
15.	Maryland
16.	Notre Dame
17.	West Virginia
18.	Ohio State
19.	St. John's
20.	Oklahoma
21.	North Carolina
22.	Baylor
23.	San Diego State
24.	Northern Iowa
25.	Colorado State

Others Receiving Votes:
Georgetown, San Diego State, VCU, California, Miami (Fla.), Arkansas, Indiana, LSU, Old Dominion, Florida, Penn State, Oklahoma State, Seton Hall, Butler, Minnesota, Davidson, Valparaiso

Others Receiving Votes:
Georgetown, California, TCU, VCU, Minnesota, Miami (Fla.), Michigan State, Arkansas, Seton Hall, Old Dominion, Indiana, Oklahoma State, Florida, LSU, Butler, Illinois, Penn State, St. Mary's

UK'S WEEKLY RANKINGS

DATE	AP	Coaches'	RPI
Preseason	1	1	-
Nov. 17	1	1	-
Nov. 24	1	1	-
Dec. 1	1	1	-
Dec. 8	1	1	2
Dec. 15	1	1	1
Dec. 22	1	1	1

THE SOUTHEASTERN CONFERENCE

SEC Standings
[As of Dec. 24, 2014]

Team	SEC (Pct.)	GB	Overall (Pct.)
Kentucky	0-0 (.000)	0.0	12-0 (1.000)
Arkansas	0-0 (.000)	0.0	9-2 (.818)
LSU	0-0 (.000)	0.0	9-2 (.818)
Alabama	0-0 (.000)	0.0	8-3 (.727)
Ole Miss	0-0 (.000)	0.0	8-3 (.727)
Vanderbilt	0-0 (.000)	0.0	7-2 (.727)
South Carolina	0-0 (.000)	0.0	7-3 (.700)
Texas A&M	0-0 (.000)	0.0	7-3 (.700)
Georgia	0-0 (.000)	0.0	6-3 (.667)
Florida	0-0 (.000)	0.0	7-4 (.636)
Tennessee	0-0 (.000)	0.0	6-4 (.600)
Auburn	0-0 (.000)	0.0	6-5 (.545)
Miss. State	0-0 (.000)	0.0	6-5 (.545)
Missouri	0-0 (.000)	0.0	5-6 (.455)

Upcoming Schedule

Date	Time	Game	TV
12/27	2:00	Kentucky at Louisville	ESPN2
	6:00	Mercer at Georgia	SEC
	8:30	Tennessee St. at Tennessee	SEC
12/28	3:30	Northwestern St. at Arkansas	SEC
	6:30	UCLA at Alabama	ESPNU
12/29	7:00	Southern Miss at LSU	SEC
	9:00	Middle Tennessee at Auburn	SEC
12/30	7:00	Florida at Florida St.	ESPN2
	7:00	North Carolina AT&T at South Carolina	SEC+
	8:00	Ole Miss at Dayton	CBSSports
	8:00	McNeese State at Mississippi. St.	SEC+
	8:00	Mercer at Texas A&M	SEC
	9:00	Missouri vs. Oklahoma St.	ESPN2
12/31	1:00	East Tennessee State at Tennessee	SEC
	2:00	Vanderbilt at St. Louis	
	4:00	Georgia at Kansas State	ESPNU
1/2	7:00	North Florida at Alabama	SEC+
	8:00	Florida State at Mississippi State	ESPNU

*all times Eastern

Kentucky in the SEC Stats
[As of Dec. 22, 2014]
[NCAA Rank]

CATEGORY	TEAM [NATIONAL] RANK (STAT)
Scoring	[36th] 2nd (76.8)
Scoring Defense	[2nd] 1st (47.7)
Scoring Margin	[1st] 1st (+29.1)
Free Throw %	[247th] 11th (.659)
Field Goal %	[49th] 3rd (.475)
Field Goal % Def.	[1st] 1st (.300)
3-Pt. Field Goal %	[245th] 10th (.314)
3-Pt. FG % Def.	[11th] 1st (.270)
Rebounding Offense	1st (41.6)
Rebounding Defense	5th (31.4)
Rebounding Margin	[10th] 1st (+10.2)
Blocked Shots	[1st] 1st (8.7)
Assists	[16th] 2nd (17.3)
Steals	[40th] 3rd (8.5)
Turnover Margin	[7th] 1st (+5.7)
Assist/TO Ratio	[7th] 2nd (1.5)
Offensive Rebounds	[15th] 1st (15.0)
Defensive Rebounds	[57th] 4th (26.6)
Defensive Rebound Pct.	13th (.665)
Offensive Rebound Pct.	1st (.455)
3-Point FG Made	[250th] 9th (5.4)

INDIVIDUAL [NATIONAL] RANK (STAT)
PLAYER

Assist-to-Turnover Ratio Per Game

Tyler Ulis	[32nd] 2nd (3.0)
Andrew Harrison	[103rd] 8th (2.2)

Assists Per Game

Andrew Harrison	[118th] 8th (4.2)
Tyler Ulis	[149th] 9th (3.9)

Blocked Shots Per Game

Karl-Anthony Towns	[33rd] 2nd (2.6)
Willie Cauley-Stein	[78th] 5th (1.8)

Defensive Rebounds Per Game

Karl-Anthony Towns	[226th] 7th (4.6)
--------------------	-------------------

Offensive Rebounds Per Game

Willie Cauley-Stein	[t-97th] t-10th (2.4)
Dakari Johnson	[t-197th] t-10th (2.4)

Rebounds Per Game

Willie Cauley-Stein	[220th] 8th (6.7)
Karl-Anthony Towns	[240th] 9th (6.6)
Dakari Johnson	13th (5.8)

Steals Per Game

Willie Cauley-Stein	[126th] 7th (1.8)
---------------------	-------------------

3-Point Field Goals Made Per Game

Devin Booker	[218th] t-4th (2.0)
--------------	---------------------

3-Point Field-Goal Percentage

Devin Booker	1st (.458)
--------------	------------

SEASON & CAREER TOTALS

(Kentucky's record in such games ...)

Double-Figure Scoring

Player	2014-15	Career
Aa. Harrison	6 (6-0)	35 (28-7)
Cauley-Stein	7 (7-0)	28 (23-5)
Poythress	0 (0-0)	23 (18-5)
An. Harrison	4 (4-0)	22 (17-5)
Johnson	6 (6-0)	10 (9-1)
Booker	6 (6-0)	6 (6-0)
Lee	1 (1-0)	4 (4-0)
Lyles	4 (4-0)	4 (4-0)
Towns	4 (4-0)	4 (4-0)
Ulis	1 (1-0)	1 (1-0)

20+ Point Games

Player	2014-15	Career
Aa. Harrison	0 (0-0)	8 (6-2)
Poythress	0 (0-0)	6 (5-1)
An. Harrison	0 (0-0)	3 (2-1)
Cauley-Stein	1 (1-0)	2 (2-0)

15+ Point Games

Player	2014-15	Career
Aa. Harrison	2 (2-0)	20 (15-5)
Poythress	0 (0-0)	12 (11-1)
Cauley-Stein	2 (2-0)	9 (8-1)
An. Harrison	1 (1-0)	8 (6-2)
Booker	5 (5-0)	5 (5-0)
Johnson	0 (0-0)	2 (1-1)
Lee	0 (0-0)	1 (1-0)
Towns	1 (1-0)	1 (1-0)

10+ Rebound Games

Player	2014-15	Career
Cauley-Stein	4 (4-0)	17 (12-5)
Poythress	0 (0-0)	4 (3-1)
Towns	3 (3-0)	3 (3-0)
Johnson	2 (2-0)	3 (3-0)
Lyles	2 (2-0)	2 (2-0)

Double-Doubles

Player	2014-15	Career
Cauley-Stein	2 (2-0)	10 (6-4)
Poythress	0 (0-0)	2 (2-0)
Johnson	1 (1-0)	1 (1-0)
Lyles	1 (1-0)	1 (1-0)
Towns	1 (1-0)	1 (1-0)

3+ Steal Game

Player	2014-15	Career
Cauley-Stein	2 (2-0)	7 (7-0)
Aa. Harrison	2 (2-0)	5 (5-0)
An. Harrison	1 (1-0)	3 (1-2)
Booker	1 (1-0)	1 (1-0)
Johnson	1 (1-0)	1 (1-0)
Ulis	1 (1-0)	1 (1-0)

3+ Block Game

Player	2014-15	Career
Cauley-Stein	3 (3-0)	30 (24-6)
Towns	7 (7-0)	7 (7-0)
Johnson	2 (2-0)	5 (5-0)
Poythress	1 (1-0)	3 (2-1)
Lee	1 (1-0)	2 (2-0)
Willis	1 (1-0)	1 (1-0)

Scoring Leader

Player	2014-15	Career
Aa. Harrison	2 (2-0)	12 (9-3)
Cauley-Stein	3 (3-0)	8 (6-2)
An. Harrison	1 (1-0)	6 (5-1)
Poythress	0 (0-0)	5 (4-1)
Booker	4 (4-0)	4 (4-0)
Johnson	1 (1-0)	2 (2-0)
Towns	2 (2-0)	2 (2-0)
Lyles	1 (1-0)	1 (1-0)
Ulis	1 (1-0)	1 (1-0)

Rebounding Leader

Player	2014-15	Career
Cauley-Stein	5 (5-0)	21 (14-7)
Poythress	0 (0-0)	8 (6-2)
Johnson	3 (3-0)	6 (6-0)
Towns	4 (4-0)	4 (4-0)
Lyles	2 (2-0)	2 (2-0)
Aa. Harrison	0 (0-0)	1 (1-0)

Assists Leader

Player	2014-15	Career
An. Harrison	7 (7-0)	35 (25-10)
Aa. Harrison	2 (2-0)	8 (6-2)
Ulis	5 (5-0)	5 (5-0)
Poythress	0 (0-0)	4 (3-1)
Hawkins	1 (1-0)	3 (3-0)
Cauley-Stein	0 (0-0)	2 (2-0)
Booker	1 (1-0)	1 (1-0)
Johnson	1 (1-0)	1 (1-0)

This Week's News:

Wildcats Prevail in Battle of All-Time Champions

• For the second time this season, UK played a game away from Rupp Arena and dominated the opponent from start to finish en route to an 83-44 victory over UCLA in the inaugural CBS Sports Classic in Chicago.

• Aaron Harrison drained a 3-pointer 14 seconds into the game to begin a 24-0 start for the Wildcats.

• With the 39-point victory, these Wildcats are now the first UK team in school history to begin the season with 12 straight wins by double digits.

• The 39-point win tops UK's all-time biggest win over the Bruins in the series' history, besting the 31-point win on Dec. 26, 1951 (84-53).

• Kentucky surrendered just seven points in the first half, the fewest points the Wildcats have given up in a half since Dec. 20, 1983, when the Cats gave up just four points in the second half and seven in the first half in a 24-11 victory over Cincinnati.

• It was the fewest points ever scored by UCLA in a half.

• The seven points also marked the ninth time in 24 halves this season that UK has held the opponent to less than 20 points.

• The Cats held UCLA to 3 for 37 from the floor (8.1 percent) and just .200 points per possession.

• It marked the lowest percentage output of the season for any opponent in a half.

• Freshman Devin Booker led all scorers with 19 points which included five 3-pointers.

• UK knocked down a season-high 12 3-pointers, marking the most field goals from long range since hitting 15 in a win over Georgia on March 1, 2012.

• Aaron Harrison added 15 points, while Andrew Harrison dished out eight assists.

• The Wildcats assisted on 25 of 32 made field goals in the game. It's the fifth most assists in a single game under John Calipari and a season-high.

• UK blocked a season-high 13 shots and combined for 21 steals and blocks, more than UCLA's total made field goals (18).

• Willie Cauley-Stein and Dakari Johnson both had four swats, while Derek Willis had a career-best three.

• The Cats have held 10 of 12 opponents to 55 points or fewer and all but two have totaled season-low scoring outputs.

• UCLA connected on just 26.8 percent from the field, marking the seventh opponent in 12 games that was held to below 30 percent from the floor.

Booker Named SEC Freshman of the Week

• Devin Booker was named SEC Freshman of the Week on Monday after scoring a game-high 19 points in Kentucky's 83-44 win over UCLA in the CBS Sports Classic in Chicago.

• Booker made 7 of 10 shots overall, including 5 for 6

UK'S RECORD WHEN

KENTUCKY RECORD	ALL	SEC
Leading at halftime:	9-0	0-0
Tied at the half:	1-0	0-0
Trailing at halftime:	2-0	0-0
Shoot 50% or higher:	5-0	0-0
Shoot less than 50%:	7-0	0-0
Shoot higher % than opp.:	11-0	0-0
Shoot lower % than opp.:	1-0	0-0
Opp. shoot worse than 50%:	12-0	0-0
Opp. shoot 50% or higher:	0-0	0-0
Score less than 60 points:	2-0	0-0
Score 60-69 points:	1-0	0-0
Score 70-79 points:	2-0	0-0
Score 80-89 points:	6-0	0-0
Score 90-99 points:	1-0	0-0
Score 100+ points:	0-0	0-0
Opp. score less than 60 pts.:	9-0	0-0
Opp. score 60-69 pts.:	1-0	0-0
Opp. score 70-79 pts.:	1-0	0-0
Opp. score 80-89 points:	0-0	0-0
Opp. score 90-99 points:	0-0	0-0
Opp. score 100+ points:	0-0	0-0
Outrebounded opponent:	10-0	0-0
Outrebounded by opponent:	2-0	0-0
Equal number of rebounds:	0-0	0-0
Fewer turnovers than opp.:	10-0	0-0
Same turnovers as opp.:	0-0	0-0
More turnovers than opp.:	2-0	0-0
Make 8 or more 3-pointers:	3-0	0-0
Make 7 or fewer 3-pointers:	9-0	0-0
Games decided by 5 or fewer:	0-0	0-0
Overtime games:	0-0	0-0
On CBS:	2-0	0-0
On ESPN/ESPN2/ESPNU:	5-0	0-0
On Fox Sports1:	0-0	0-0
On SEC Network:	4-0	0-0
On ABC:	0-0	0-0
On FSN:	1-0	0-0
On CSS:	0-0	0-0
vs. SEC at Home:	0-0	0-0
vs. SEC on Road:	0-0	0-0
Games vs. ranked opp.:	4-0	0-0
Games following a loss:	0-0	0-0
Games following a win:	11-0	0-0
More points in the paint:	11-0	0-0
Fewer/Same points in the paint:	1-0	0-0
More bench points than opp.:	12-0	0-0
Fewer or same bench pts.:	0-0	0-0
More 2nd-chance points:	11-0	0-0
Fewer or same 2nd chance pts.:	1-0	0-0
More or same points off TOs:	12-0	0-0
Fewer points off TOs:	0-0	0-0
On Tuesday:	2-0	0-0
On Wednesday:	1-0	0-0
On Thursday:	0-0	0-0
On Friday:	3-0	0-0
On Saturday:	2-0	0-0
On Sunday:	4-0	0-0
In November:	7-0	0-0
In December:	5-0	0-0
In January:	0-0	0-0
In February:	0-0	0-0
In March:	0-0	0-0

HONORING THE CATS

DEVIN BOOKER

SEC Freshman of the Week - Dec. 22, 2014

WILLIE CAULEY-STEIN

SEC Preseason Second Team All-SEC (Media)

Blue Ribbon Preseason All-SEC Team

USA Today Preseason All-America Honorable Mention

Lute Olson Award Watch List

Wooden Award Watch List

NBCSports.com Midseason All-America Second Team

AARON HARRISON

SEC Preseason Player of the Year (Media)

SEC Preseason First Team All-SEC (Media)

Blue Ribbon Preseason All-SEC Team

Blue Ribbon Preseason SEC Player of the Year

Sporting News Preseason First Team All-America

USA Today Preseason All-America Honorable Mention

Lute Olson Award Watch List

Wooden Award Watch List

ANDREW HARRISON

SEC Preseason Second Team All-SEC (Media)

Bob Cousy Award Watch List

Wooden Award Watch List

TREY LYLES

SEC Freshman of the Week - Nov. 17, 2014

ALEX POYTHRESS

SEC Preseason Second Team All-SEC (Media)

KARL-ANTHONY TOWNS

SEC Freshman of the Week - Dec. 8, 2014

SEC Freshman of the Week - Dec. 1, 2014

SEC Preseason Second Team All-SEC (Media)

CBS Sports Preseason Third Team All-America

Sporting News Preseason Third Team All-America

Blue Ribbon Preseason All-SEC Team

Blue Ribbon Preseason SEC Newcomer of the Year

USA Today Preseason All-America First Team

Wooden Award Watch List

TYLER ULIS

Bob Cousy Award Watch List

from behind the 3-point line.

- The five 3-pointers were the most by a Wildcat this season and matched Booker's career high.
- The Grand Rapids, Mich., native is averaging 10.0 points on the season, most of any UK freshman. He's also hit a team-best 22 3-pointers and is knocking down his outside shots at a 45.8-percent clip.
- Booker is the third different Wildcat this season to win SEC Freshman of the Week honors, and the fourth such honor for the Cats.
 - Karl-Anthony Towns has won the award twice, and Trey Lyles claimed the honor following the opening week of play.

Season Notes:

Defensive Dominance

- Kentucky is allowing just 47.7 points per game in its first 12 contests, second only to Virginia.
 - The 2014-15 Wildcats hold three of the top five spots in the John Calipari era for fewest points yielded to an opponent.
 - Only two opponents have scored 55 or more points in a game this year.
 - Ten of UK's 12 opponents (all except Boston and North Carolina) have scored their season low against the Wildcats.
 - The last time a Kentucky team held the opposition to less than 50 points per game for the year was the 1948-49 season.
 - Kentucky is 48-0 under John Calipari when holding its opponent to 55 points or fewer, including 10 of 12 games this season.
- Opponents are shooting a mere 30.0 percent vs. UK, the stingiest mark in the country.
- The Cats have blocked a nation-leading 104 shots and are averaging 8.7 swats a game.
 - According to kenpom.com, Kentucky is blocking 24.0 percent of its opponents' shots, more than any other team in the country.
- UK has held the opposition to less than 20 points in nine of the 24 halves it has played this year.
 - The 12 points the Cats yielded in the second half vs. Kansas were the fewest after halftime since Dec. 18, 1999 when Louisville scored 12 in a 76-46 UK victory.
 - The seven points yielded in the opening half vs. UCLA marked the lowest since Dec. 20, 1983, when the Cats gave up just four points in the second half and seven in the first half in a 24-11 victory over Cincinnati.
- The Cats held Montana State to 28 points for the entire game, the fewest for a Wildcat opponent since the shot-clock era began in 1985-86.
 - The previous low was 32 by Morehead State on Dec. 16, 1995, a 96-32 UK win.
 - The 28 points were also the fewest ever

scored at Rupp Arena.

- This year's team is the first Wildcat team in the modern era of the 3-point field goal to hold its first 10 opponents below 40 percent.
 - Seven opponents have been held below 30-percent shooting, including three of the four ranked foes.
- Kentucky limited No. 5 Kansas to just 19.6 percent shooting from the floor, three field goals and just 12 points in the second half.
 - The last time Kentucky limited an opponent to a sub-.200 field goal percentage was Dec. 16, 1995 vs. Morehead State when the Eagles posted a 13.8 field-goal clip.

Off to the Races

- Kentucky's 12-0 start to the season is one of the best starts in school history. It's the best start to the year since the 2009-10 Wildcats started the season 19-0.

1. 25-0 (1953-54)
2. 23-0 (1965-66)
3. 19-0 (2009-10)
4. 16-0 (1933-34)
5. 15-0 (1969-70)
6. 14-0 (1921-32)
6. 14-0 (1977-78)
8. 12-0 (1983-84)
- 8. 12-0 (2014-15)**

Record Watch

- Since the shot clock era (1985-86), the Wildcats have held opponents to 55 points or fewer a record 11 times in three different seasons (2011-12, 2004-05, 1996-97).
 - Through 12 games, the 2014-15 team has already held 10 opponents to 55 or fewer.
 - The 10 games of 55 or fewer for an opponent is better than 25 UK teams in the shot clock era. The 1999-2000 team also limited 10 opponents to 55 or fewer.
- UK held its first 10 opponents below 40-percent shooting.
 - North Carolina broke the streak on Dec. 13 by shooting 45.0 percent, but UK responded by holding UCLA to 26.8 from the field, its seventh opponent to shoot lower than 30 percent and 11th under 40 percent.
 - The UK single-season record for holding an opponent below 40-percent shooting since 1985-86 is 25 games. The 2011-12 and 1997-98 teams both achieved that feat.
- Since the invention of the shot clock, the program record for opponent field goal percentage is held by the 1991-92 team at 30.1 percent.
 - Kentucky is currently limiting opponents to 30.0-percent shooting.

Walk the Walk

- Kentucky is backing up its No. 1 ranking with the highest scoring margin (29.1) in the country.
- In beating UCLA by double digits, UK became the first team to win each of its first 12 games by double figures in school history. The 1946-47 team, which had earned 11-straight double-digit wins, lost its 12th contest of the season.
- Kentucky has only trailed for 59:43 of the possible 480 minutes this season.
 - The Cats have only trailed for 20:37 of the possible 160 minutes vs. its four ranked opponents.
- UK is 4-0 vs. ranked opponents this season and 2-0 vs. top-10 teams.
- Kentucky has beaten its four ranked opponents by an average of 19.5 points per game.
- The Cats' four ranked opponents have shot a combined 31.2 percent against the nation's top defense.

The Numbers Don't Lie

- Kentucky's early-season dominance is backed in the major statistical national rankings. Here are all the major categories in which UK ranks in the top 20 nationally, according to NCAA.com and kenpom.com (as of Dec. 22):
 - Scoring margin - 1st (29.1 points)
 - Field-goal percentage defense - 1st (.300)
 - 2-point FG percentage defense - 1st (.316)
 - Block percentage - 1st (.240)
 - Offensive-rebounding percentage - 2nd (.455)
 - Effective height - 1st (plus-6.8)
 - Average height - 1st (79.6 inches)
 - Effective FG percentage defense - 1st (.346)
 - Points per possession allowed - 1st (0.728)
 - Blocks per game - 1st (8.7)
 - Percentage of minutes played by bench - 4th (.455)
 - Scoring defense - 2nd (47.7)
 - Turnover margin - 7th (5.7)
 - Defensive turnover percentage - 9th (.258)
 - Defensive assist percentage - 15th (.424)
 - Total assists - 12th (208)
 - Rebound margin - 10th (10.2)
 - Assist-to-turnover ratio - 7th (1.54)
 - Offensive rebounds per game - 15th (15.0)
 - Points per possession scored - 14th (1.163)
 - 3-point FG percentage defense - 11th (.270)

Block Party

- As of games through Dec. 23, UK's 104 blocks leads the country. The Cats are also averaging 8.7 blocks per game.
- At the pace UK is blocking shots through 12 games, if the Cats were to play the full 40 games this year, they would finish the season with 348 blocks, setting a school and national record.
 - The current national and school record is 344, set by the 2011-12 national championship

team.

- According to kenpom.com, Kentucky is blocking 24.0 percent of its opponents' shots, more than any other team in the country.
- Karl-Anthony Towns leads UK with 31 blocks through 12 games. Four additional players have posted double-figure blocking totals thus far.
- The Cats have blocked 10 or more shots in six of their 12 games including a season-high 13 vs. UCLA.

Balance

- Under the two-platoon system, nine available players are averaging between 14.0 and 24.1 minutes per game.
 - For the first seven games of the season, no player saw more than 26 minutes in a game, before Willie Cauley-Stein totaled 33 minutes against No. 6/7 Texas.
- UK's top seven scorers are averaging between 7.7 and 10.6 points per game.
- In 12 games, Kentucky has had eight different players lead the team in scoring, four lead in rebounding and six lead in assists.

Size Matters

- The nation's tallest team in the country has out-rebounded its 12 opponents this season by 122 boards.
- As of Dec. 23, Kentucky was 10th in the country with a plus-10.2 rebounding margin.
- Willie Cauley-Stein leads UK with 6.7 rebounds per game, while Karl-Anthony Towns is logging 6.6
- According to kenpom.com, the Cats grab 45.2 percent of their offensive rebound opportunities, second only to Quinnipac at 46.0 percent.

Tall Cats, Young Cats

- According to ESPN Stats and Info and prior to the Alex Poythress injury, UK's front-court players were an average height of 6-10.14. If UK were an NBA team, only the Portland Trail Blazers would have a taller front court (6-10.44) than the Wildcats.
- For the second consecutive season, UK boasts the tallest roster in the country, according to KenPom.com. UK's average height of 79.6 inches is a little more than a half of an inch taller than the second-tallest team, Florida State, at 79.0 inches.
- Despite having the most collective experience in the John Calipari era, UK's average experience is still only 0.85 years. That ranks 344th out of 351 teams in the country, according to KenPom.com.

Heating Up

- After making a combined 8 of 49 (16.3 percent) 3-pointers in the previous four games, the Wildcats have found their stroke from long range over the last two contests, hitting 19 of 41 (46.3 percent) over their last two games, including a

OPPONENT CAPSULE

Louisville Cardinals

Location	Louisville, Ky.
Enrollment	22,000
Conference	ACC
Record	11-0
Head Coach	Rick Pitino
Record at School	352-117
Record Overall	706-245
Series	UK leads 32-15
Last Meeting	UK won 73-69 (March 28, 2014)

How The Teams Match Up

Kentucky	Stat	Louisville
76.8	Pts	77.3
47.7	Opp Pts	54.4
.475	FG %	.441
.300	Opp FG %	.344
.314	3-FG %	.290
.270	Opp 3-FG %	.277
.663	FT %	.641
41.6	Rebs	44.8
31.4	Opp Rebs	35.5
17.3	Assists	13.3
11.3	Turnovers	14.0
8.7	Blocks	7.2
8.5	Steals	11.0

Team Leaders

Points Per Game

Aaron Harrison (UK)	10.6
Two tied (Louisville)	16.7

Rebounds Per Game

Willie Cauley-Stein (UK)	6.7
Montrezl Harrell (Louisville)	10.0

Assists

Andrew Harrison (UK)	50
Chris Jones (Louisville)	33

Steals

Willie Cauley-Stein (UK)	21
Chris Jones (Louisville)	25

Blocks

Karl-Anthony Towns (UK)	31
Chinanu Onuaku (Louisville)	26

Field-Goal Percentage

Willie Cauley-Stein (UK)	.619
Chinanu Onuaku (Louisville)	.667

Made 3-Pointers

Devin Booker (UK)	22
Wayne Blackshear (Louisville)	21

Free-Throw Percentage

Devin Booker (UK)	.800
Wayne Blackshear (Louisville)	.744

STREAKS

Overall	Won 12
Unranked Teams anywhere	Won 12
Ranked Teams anywhere	Won 4
Home	Won 11
Home SEC	Won 1
Home non-conference	Won 24
Home unranked non-conference	Won 20
Home ranked teams	Won 4
Home unranked teams	Won 7
Road	Lost 2
Road SEC	Lost 2
Road ranked teams	Lost 3
Road unranked teams	Lost 1
Neutral	Won 2
Neutral ranked teams	Won 1
Neutral unranked teams	Won 5

Consecutive Made Free Throws (active streak)

Karl-Anthony Towns	11
Derek Willis	10
Devin Booker	4
Alex Poythress	3
Andrew Harrison	2
Tyler Ulis	2
Dakari Johnson	1
Aaron Harrison	1
Sam Malone	1

Consecutive Games with a 3-Pointer (active)

Aaron Harrison	4
Derek Willis	3
Devin Booker	2
Tyler Ulis	2
Andrew Harrison	1

TOTALS

Games Played	2014-15	Career
Alex Poythress	8	81
Willie Cauley-Stein	12	78
Aaron Harrison	12	52
Andrew Harrison	12	52
Dakari Johnson	12	51
Dominique Hawkins	8	41
Marcus Lee	12	37
Derek Willis	7	21
Brian Long	4	20
Trey Lyles	12	12
Karl-Anthony Towns	12	12
Sam Malone	2	12
Devin Booker	11	11
Tyler Ulis	10	10
Tod Lanter	2	8
EJ Floreal	4	7

Starts	2014-15	Career
Aaron Harrison	12	52
Andrew Harrison	12	51
Willie Cauley-Stein	12	44
Alex Poythress	8	39
Dakari Johnson	0	18
Karl-Anthony Towns	12	12
Marcus Lee	0	4
Dominique Hawkins	2	2
Trey Lyles	2	2

season-best 12 treys vs. UCLA.

- During that span, Devin Booker has hit 8 of 9 3-pointers, and Aaron Harrison has hit 6 of 15.

Sharing is Caring

• UK is dishing out 17.3 assists per game, ranked 16th in the country, as of Dec. 22.

- No Wildcat team has averaged better than 16 assists per game during a season since the 1998-99 team.

• Kentucky posted a season-high 25 assists vs. UCLA, topping the 24 the Cats had against Boston earlier this season. Prior to the Boston game, the last time with 24 or more assists came against LIU Brooklyn on Nov. 23, 2012 when UK posted 28 dimes.

• Of UK's 336 made field goals, 208 (61.9 percent) have been assisted.

• UK's 1.54 assist-to-turnover ratio is the seventh-best mark in the nation, as of Dec. 22.

Calipari at No. 1

• Calipari is one of just two coaches (Frank McGuire) to lead three programs to a No. 1 ranking.

• Calipari is 74-9 (.892) as the top-ranked coach in the country.

• He tallied a 32-4 mark at UMass when the Minutemen were No. 1 and he was 9-1 at Memphis when he had the Tigers at the pinnacle of the rankings.

• Calipari is 33-4 when his team is at the top as UK's head coach.

• Calipari has guided five of his last eight teams to the No. 1 ranking and this year marks the seventh time he's led his team to the top ranking throughout his career.

• He guided his 1994-95 and 1995-96 UMass teams to the No. 1 ranking, as well as his 2007-08 Memphis team and his 2009-10, 2011-12, 2013-14 and 2014-15 Kentucky teams.

UK as the Top-Ranked Team

• The Wildcats own an all-time record of 190-27 (.876) as the nation's top-ranked squad.

• UK has won 30 of its last 32 contests as the AP's top team.

Alex Poythress Out for the Season

• Junior forward will miss the remainder of the season after tearing the anterior cruciate ligament in his left knee in practice on Thursday, Dec. 11.

• A date for surgery has not been set.

• A junior from Clarksville, Tenn., he was averaging 5.5 points and 3.8 rebounds in his third season for Kentucky. He has played in a team-high 81 career games with 39 starts.

Strength of Schedule

• Preseason top-10 teams will meet six times in the non-conference portion of the schedule this

year.

- UK will appear in four of those six matchups:
 - UK (72) def. Kansas (40) - Nov. 18
 - Duke (80) def. Wisconsin (70) - Dec. 3
 - UK (63) def. Texas (51) - Dec. 5
 - Kansas (71) def. Florida (65) - Dec. 5
 - UK (84) def. UNC (70) - Dec. 13
 - UK at Louisville - Dec. 27

Efficient Cats

• According to Ken Pomeroy's calculations on KenPom.com, UK's teams under John Calipari have consistently ranked among the most efficient teams in the country per possession.

Year	Off (Rnk)	Def (Rnk)	Overall
2015	114.7 (5)	82.7 (1)	1st
2014	117.6 (10)	96.9 (41)	11th
2013	108.8 (42)	99.1 (129)	42nd
2012	122.9 (2)	88.2 (9)	1st
2011	118.1 (7)	90.4 (15)	6th
2010	116.1 (15)	86.2 (6)	3rd

Rock Chalk, Jay Blocked

• Kentucky defeated No. 5 Kansas 72-40 on Nov. 18, 2014 and in the process made history.

• Kansas averaged 0.635 points per possession.

• With 40 points scored, UK yielded one point for every minute played in the game.

• It was the third-lowest points per possession in the Calipari era and lowest for a top-25 foe.

• Kansas' 40 points were the fewest the Jayhawks have scored since Jan. 20, 1982, when they lost 41-35 to Missouri.

• The 32-point margin of victory for the Cats marked the second largest margin against an AP top five team in school history.

• UK defeated No. 2 St. John's (81-40) by 41 on Dec. 17, 1951

• The margin of victory was the largest over a top-25 opponent since UK won by 34 (99-65) over No. 4 Indiana on Dec. 7, 1996.

Three is Better Than Two

• UK has the nation's second longest active streak of consecutive games with a made 3-pointer.

• Kentucky has knocked down at least one from long range in 912 consecutive games.

• UK passed Vanderbilt for second on the list during the 2014 NCAA Tournament run.

• The Wildcats' last game without a made 3-pointer came against Seton Hall on Nov. 26, 1988 a "three-point" loss in the Great Alaska Shootout.

• UNLV holds the nation's longest streak with 917 consecutive games with a made 3-pointer through games played on Dec. 17, 2014.

Wildcats Ink Three for 2015

- The Kentucky men's basketball team has added three of the top players from the class of 2015, as Isaiah Briscoe, Skal Labissiere and Charles Matthews have signed with Kentucky in the early signing period.
- Briscoe, a 6-foot-3 guard from Newark, N.J., won a gold medal with Team USA at the 2014 FIBA Americas U18 Championships. He averaged 22.1 points, 4.0 assists, 3.9 rebounds and 1.8 steals per game during his junior season at Roselle Catholic High School.
- Labissiere is a 6-11 forward from Haiti. A consensus five-star recruit who now calls Memphis, Tenn., home, he is the No. 1 overall center in the 2015 class by both Rivals and Scout and the No. 2 center by 247Sports.
- Matthews, a 6-5 guard, hails from Chicago. He is tabbed as the No. 12 shooting guard in the 2015 class by ESPN, 15th by 247Sports and the 20th-rated shooter by Scout.

Four Among Wooden Award Watch List Candidates

- Willie Cauley-Stein, Aaron and Andrew Harrison and Karl-Anthony Towns were among 50 players selected to the preseason Wooden Award watch list.
- UK led the country with four representatives on the list
- The Wooden Award National Advisory Board will select 25 players for the mid season list in early January. The leading candidates will be further pared to 20 in early February. Fifteen top players who have proven to their universities that they are also making progress toward graduation and maintaining at least a cumulative 2.0 grade-point average will be placed on the ballot and submitted to voters prior to the NCAA Tournament and voting will take into account play during the opening rounds of the tournament.

Trio on Naismith Trophy Watch List

- Aaron Harrison, Willie Cauley-Stein and Karl-Anthony Towns are on the Naismith Trophy Watch List, given annually by the Atlanta Tipoff Club to the nation's top player.
- Named in honor of Dr. James Naismith, the award will be presented to the winner during Final Four weekend on April 5.

Five Wildcats on Coaches' Preseason Teams

- UK led the league with five players selected to the SEC Coaches' preseason teams.
- Aaron and Andrew Harrison were named to the first team ballot.
- Willie Cauley-Stein, Alex Poythress and Karl-Anthony Towns were second-team picks.
- Towns was the only freshman in the league selected to either team.

Preseason All-America Honors Roundup

- Two Wildcats have been named to preseason All-America teams by various publications.
- Aaron Harrison was a first-team selection to the Sporting News All-America squad.
- Karl-Anthony Towns was a third-team All-America selection on both the Sporting News and CBSSports teams.
- Towns was tabbed a first-team All-American by USA Today.
- Aaron Harrison and Willie Cauley-Stein were honorable mention honorees by USA Today.

Kentucky Preseason SEC Favorites

- The Kentucky men's basketball team was unanimously selected by the media to win its 46th Southeastern Conference championship this season as announced by the league office.
- UK is the first unanimous selection since the 1995-96 Kentucky team was picked for the same honor.
- The Wildcats were the overall preseason favorite, marking the 10th time since 1998-99 that UK was the early-season pick.

Media Tab Aaron Harrison as SEC POY; Four Others Earn Preseason All-SEC Teams

- Sophomore Aaron Harrison was selected as the favorite to win the league's player of the year honor.
- Harrison was one of five Wildcats to tabulate at least one vote for player of the year honors.
- Harrison was the lone player to appear on the preseason All-SEC first team.
- Four Wildcats, Willie Cauley-Stein, Andrew Harrison, Alex Poythress and Karl-Anthony Towns, were tabbed to the second team.
- Kentucky held five of the 10 total slots on the two preseason squads.
- No other team had multiple picks.

Wildcats in the NBA

- Nineteen former Kentucky Wildcats were on opening-day NBA rosters.
- Kentucky players comprise 4.2 percent of all players in the league.
 - Putting it into perspective, LSU has the most players in the NFL and comprises two percent of that league.
- Two different franchises have two former Cats: Phoenix and Toronto.

Shot Blocker 'U'

- Junior Willie Cauley-Stein has 188 career blocks.
 - He trails Andre Riddick (212) by 24 to move into fourth place on UK's all-time career records. To become UK's all-time shot blocker leader, Cauley-Stein needs 80 rejections.
- Cauley-Stein amassed 106 total swats as a sophomore to become the third different player

UK BY POSSESSION

Game	Pts. per Possession	
Grand Canyon	1.25 (Offense)	0.66 (Defense)
Buffalo	1.08 (Offense)	0.79 (Defense)
Kansas	1.18 (Offense)	0.66 (Defense)
Boston	1.20 (Offense)	0.88 (Defense)
Montana State	1.23 (Offense)	0.40 (Defense)
UT Arlington	1.31 (Offense)	0.63 (Defense)
Providence	1.07 (Offense)	0.70 (Defense)
Texas	0.91 (Offense)	0.74 (Defense)
EKU	1.14 (Offense)	0.68 (Defense)
Columbia	1.10 (Offense)	0.90 (Defense)
North Carolina	1.25 (Offense)	1.04 (Defense)
UCLA	1.22 (Offense)	0.65 (Defense)

Kentucky offensive high - 1.31, vs. UT Arlington
SEC high -
Kentucky offensive low - 0.91 vs. Texas
SEC low -

Opponent offensive high - 1.04 vs. N. Carolina
SEC high -
Opponent offensive low - 0.40 vs. Montana State
SEC low -

in the last three seasons to have 100 or more blocked shots.

- John Calipari has coached UK's top three shot blockers in three consecutive seasons (Anthony Davis - 186, Nerlens Noel - 106, Willie Cauley-Stein - 106).

S-E-C! S-E-C! S-E-C!

- Since the SEC's inception in 1932-33, the Wildcats have been the most dominant team in the league, recording a 923-262 mark (.779).
- Only one other team has won more than 700 regular-season SEC games (Alabama) and no other team has a better winning percentage.
- UK has averaged 11.6 wins and only 3.2 losses per season in 78 years in the SEC.
- The Wildcats have won 45 SEC titles and 27 SEC Tournament championships, more than the other 13 teams combined.
- Kentucky has won 11 of the last 21 SEC Tournament titles.
- As of Dec. 22, 10 SEC teams are ranked in the top 100 of ESPN's RPI, including six in the top 50.
- According to ESPN's RPI on Dec. 22, the SEC has been playing the best non-conference schedules among the power five conferences this year. The average SEC strength of schedule is ranked 57.4 nationally, topping those of the Big 10 (107.6), ACC (126.8), Big 12 (151.3) and Pac-12 (164.6).

A Winning Institution

- Both the University of Kentucky's men's and women's basketball teams posted a fifth straight 20-win season in 2013-14.
- UK is one of just five institutions in the NCAA that has seen both its men's and women's basketball programs tally 20 or more wins in five consecutive seasons.
- UK joins BYU, Duke, Gonzaga and Syracuse as the only schools to secure 20-win seasons in both men's and women's basketball beginning with the 2009-10 season.

Kentucky and the NBA Draft

- John Calipari has had 19 players selected in the NBA Draft since becoming UK's head coach.
- Fifteen players have gone in the first round, and he's had a pair of players taken No. 1 overall.
- Calipari has had two or more players selected in the NBA Draft in seven consecutive seasons dating back to his time as the head coach at Memphis.
- He has had at least one player selected in the top 10 of the draft in each of the last seven seasons.
- No other school has even a first-rounder in seven straight seasons.
- Kentucky has had 112 guys drafted during its illustrious history.

A Team of Champions and All-Americans

- Seven players on the 2014-15 Kentucky men's basketball roster claimed a state or national title while in high school. Aaron and Andrew Harrison, Dominique Hawkins, Dakari Johnson, Trey Lyles, Sam Malone and Karl-Anthony Towns all claimed state basketball championships.
- Devin Booker, Aaron Harrison, Andrew Harrison, Dominique Hawkins, Dakari Johnson, Marcus Lee, Trey Lyles, Alex Poythress, Karl-Anthony Towns and Tyler Ulis all garnered All-America accolades to conclude their high-school careers.
- Booker, Hawkins, Lyles, Poythress and Towns all earned Gatorade High School and state Player of the Year accolades.
- Adding to the accolades for the 2014-15 Wildcats is the largest comprised roster of high school McDonald's All-Americans since the inception of the game.

CATS IN THE NBA

At the beginning of the 2014-15 season, 19 former Wildcats were on an opening-day roster, more than any other school in the country. The following listing is as of opening day.

Name	Team
Rajon Rondo	Boston Celtics
James Young	Boston Celtics
Michael Kidd-Gilchrist	Charlotte Hornets
Nazr Mohammed	Chicago Bulls
Jodie Meeks	Detroit Pistons
Terrence Jones	Houston Rockets
Julius Randle	Los Angeles Lakers
Tayshaun Prince	Memphis Grizzlies
Brandon Knight	Milwaukee Bucks
Anthony Davis	New Orleans Pelicans
Darius Miller	New Orleans Pelicans
Nerlens Noel	Philadelphia 76ers
Eric Bledsoe	Phoenix Suns
Archie Goodwin	Phoenix Suns
DeMarcus Cousins	Sacramento Kings
Patrick Patterson	Toronto Raptors
Chuck Hayes	Toronto Raptors
Enes Kanter	Utah Jazz
John Wall	Washington Wizards

Several former Wildcats are among the NBA league leaders in the major statistical categories. Stats are through Dec. 22. Former UK players are in **BOLD**.

Points Per Game

1. James Harden (Houston) - 27.0
2. LeBron James (Cleveland) - 25.2
- 4. Anthony Davis (New Orleans) - 24.7**
4. Kobe Bryant (LA Lakers) - 24.6
5. Carmelo Anthony (New York) - 23.7

Assists Per Game

- 1. Rajon Rondo (Dallas) - 10.7**
- 2. John Wall (Washington) - 10.5**
3. Ty Lawson (Denver) - 10.4
4. Chris Paul (LA Clippers) - 9.8
5. LeBron James (Cleveland) - 7.8

Blocks Per Game

- 1. Anthony Davis (New Orleans) - 2.92**
2. DeAndre Jordan (LA Clippers) - 2.36
3. Serge Ibaka (Oklahoma City) - 2.36
4. Tim Duncan (San Antonio) - 2.25
5. Andrew Bogut (Golden State) - 2.20

Steals

1. Corey Brewer (Minnesota) - 2.36
- 2. John Wall (Washington) - 2.12**
3. Paul Millsap (Atlanta) - 2.07
4. Stephen Curry (Golden State) - 2.04
5. James Harden (Houston) - 2.00

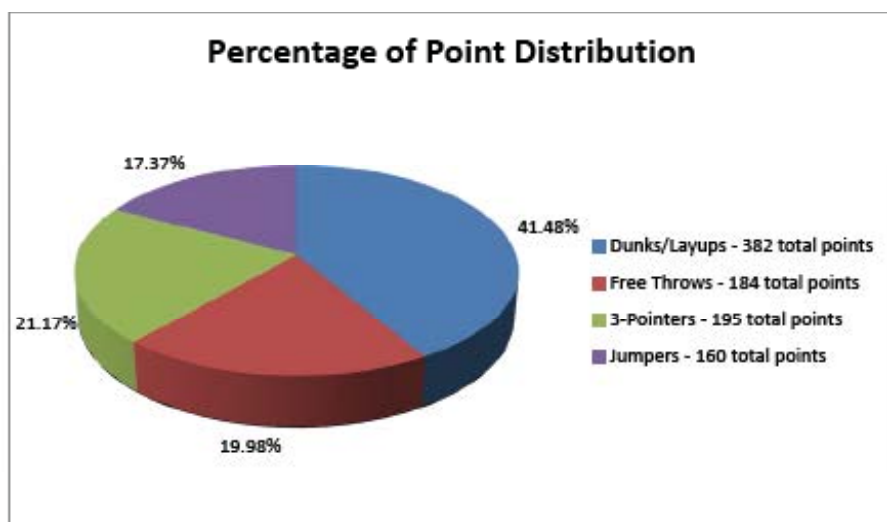
Double-Doubles

1. Paul Gasol (Chicago) - 16
- John Wall (Washington) - 16**
- Zac Randolph (Memphis) - 16
- Nikola Vucevic (Orlando) - 16
- 5. Anthony Davis (New Orleans) - 15**

PLATOONING

With the two-platoon system, Kentucky's players are set to play around 20 minutes apiece. Coach Calipari likens elite college players to average 34 minutes a game. If UK players appeared in a game for 34 minutes at the same efficiency rate as their 20 minutes each, here's what the players would average:

Player	Points	Rebs.	Assts.	Blks.	Stls.
Devin Booker	16.9	2.2	3.0	0.2	1.9
Dakari Johnson	16.8	11.0	2.0	2.0	1.2
Derek Willis	15.8	5.8	1.7	0.0	0.8
Karl-Anthony Towns	15.3	11.3	2.3	4.8	0.8
Willie Cauley-Stein	14.9	9.5	1.5	2.3	2.4
Aaron Harrison	14.6	2.9	3.0	0.1	1.6
Trey Lyles	13.7	9.9	2.4	0.6	1.0
Andrew Harrison	11.5	3.0	5.8	0.4	1.9
Tyler Ulis	8.4	3.1	6.4	0.2	2.5
Marcus Lee	7.9	8.1	0.9	2.3	0.2
Dominique Hawkins	5.2	3.6	4.1	0.0	0.5
Alex Poythress	9.2	6.3	0.4	2.5	0.8 (out for the season)



FAST FACTS

Shooting Percentage:	.475
Assists:	17.3
Points in the Paint:	36.5
Points off Turnovers:	20.8
Points Per Possession:	1.16
Avg. Time of Possession:	16.4

LINEUP BREAKDOWN

A breakdown of the average plus/minus stats, points for and against and the average time each lineup is on the court:

Most Frequent Lineups	Avg. +/-	Avg. PF	Avg. PA	Avg. Time	Games
Ulis, Booker, Lyles, Lee, Johnson	+8.1	20.0	11.9	9:07	9
Aa. Harrison, An. Harrison, Lyles, Cauley-Stein, Towns	+5.6	12.6	7.0	5:12	5
Aa. Harrison, An. Harrison, Towns, Cauley-Stein, Hawkins	+5.0	9.5	4.5	10:32	2
Aa. Harrison, An. Harrison, Poythress, Cauley-Stein, Towns	+4.9	18.3	13.4	10:29	8
Aa. Harrison, Ulis, Booker, Lee, Johnson	+4.5	16.0	11.5	7:34	2
Ulis, Booker, Lyles, Cauley-Stein, Johnson	+4.0	5.6	1.6	2:56	5
Aa. Harrison, An. Harrison, Cauley-Stein, Poythress, Johnson	+2.3	7.3	5.0	4:44	4

RUPP ARENA

Rupp Arena

Year-by-Year Records

Season	W-L	Pct.	Start
2014-15	10-0	1.000	10-0
2013-14	16-2	.889	14-0
2012-13	16-2	.889	3-0
2011-12	18-0	1.000	18-0
2010-11	15-0	1.000	15-0
2009-10	18-0	1.000	18-0
2008-09	12-6	.667	3-0
2007-08	14-4	.778	1-0
2006-07	14-2	.875	10-0
2005-06	10-5	.667	4-0
2004-05	14-1	.933	7-0
2003-04	11-2	.846	3-0
2002-03	12-1	.923	1-0
2001-02	12-3	.800	0-1
2000-01	11-1	.917	0-1
1999-2000	14-0	1.000	14-0
1998-99	12-1	.923	6-0
1997-98	9-3	.750	4-0
1996-97	12-1	.923	12-0
1995-96	13-0	1.000	13-0
1994-95	12-1	.923	2-0
1993-94	13-1	.929	11-0
1992-93	16-0	1.000	16-0
1991-92	15-2	.882	1-0
1990-91	13-0	1.000	13-0
1989-90	13-2	.867	5-0
1988-89	8-6	.571	0-1
1987-88	14-2	.875	8-0
1986-87	13-2	.867	5-0
1985-86	18-0	1.000	18-0
1984-85	11-3	.786	1-0
1983-84	16-0	1.000	16-0
1982-83	14-1	.933	8-0
1981-82	15-1	.938	15-0
1980-81	15-0	1.000	15-0
1979-80	12-3	.800	6-0
1978-79	11-4	.733	3-0
1977-78	16-0	1.000	16-0
1976-77	12-2	.857	4-0
Total	520-64	.890	

Where the Coaches Rank by Wins

Coach	Years	Total	Record
Joe B. Hall	1976-85	9	122-14
Tubby Smith	1997-2007	10	119-19
Rick Pitino	1989-97	8	107-7
John Calipari	2009-Pres.	6	93-4
Eddie Sutton	1985-89	4	53-10

Cats Rock at Rupp

- UK has won 176 of its last 203 home games. Kentucky went on a 54-game winning streak in the venerable arena to begin the John Calipari era.

- The Wildcats are 520-64 (.890) all-time in Rupp Arena.

- UK has won 24 national attendance titles in the building, including 17 of the last 19.

- The Rupp Arena attendance record of 24,479 was set against Louisville on Jan. 2, 2010.

- The Wildcats have posted a remarkable 274-40 (.873) record in regular-season SEC games in the building.

Calipari Owns Record in Rupp

- With UK's 2011-12 season-opening victory over Marist, UK head coach John Calipari recorded his 34th consecutive win in Rupp Arena as UK's head coach.

- It broke former UK head coach Rick Pitino's longest streak of 33 games in the venue.

- Calipari's winning streak was snapped at 54 games with a loss to Baylor in his fourth season.

- The 54-game run, however, was his longest career home winning streak.

Kentucky Leads the Nation

- For 18 of the last 20 seasons, Rupp Arena has owned the national attendance average.

- That record includes a Rupp Arena record of 24,110 in John Calipari's first season as head coach in 2009-10.

- In the Calipari era, UK has averaged no fewer than 23,099 fans per outing.

All-Time Attendance Records at Rupp

No.	Att.	Opponent	Date	Result
1	24,479	Louisville	1/20/10	W, 71-62
2	24,468	N. Carolina	12/5/09	W, 68-66
3	24,465	Florida	2/10/07	L, 64-61
4	24,459	Florida	2/4/03	W, 70-55
5	24,432	Louisville	12/17/05	W, 73-61
6	24,425	Florida	2/15/14	L, 69-59
7	24,411	LSU	2/28/09	L, 73-70
8	24,406	N. Carolina	12/13/14	W, 84-70
9	24,402	Tennessee	2/13/10	W, 73-62
10	24,398	N. Carolina	12/3/11	W, 73-72

Attendance Records at Rupp 2014-15

No.	Att.	Opponent	Date	Result
1	24,406	N. Carolina	12/13/14	W, 84-70
2	24,340	Texas	12/5/14	W, 63-51
3	23,601	Providence	11/30/14	W, 58-38
4	23,268	EKU	12/7/14	W, 82-49
5	22,639	UT Arlington	11/25/14	W, 92-44

Records vs. Most Faced Opponents in Rupp Era (1976-Pres.)

Opponent	Times Played	Record	Cal Era
Tennessee	39	35-4	5-0
Florida	38	31-7	4-1
Georgia	36	32-4	4-0
Vanderbilt	36	34-2	4-0
LSU	29	24-5	3-0
Alabama	28	23-5	3-0
Ole Miss	28	27-1	3-0
Auburn	27	25-2	2-0
Miss. St.	27	25-2	3-0
S. Carolina	24	22-2	4-0
Louisville	17	13-4	3-0
Arkansas	13	10-3	2-1
E. Kentucky	9	9-0	1-0
Indiana	9	8-1	1-0
Morehead St.	8	8-0	2-0
N. Carolina	7	5-2	3-0
Kansas	5	4-1	-
N. Dame	5	5-0	-
Tenn. Tech	5	5-0	-

GAME-BY-GAME LEADERS

Date	Opponent	Result	Points	Rebounds	Blocks	Steals	Assists
11/2	Pikeville #	W, 116-68	Towns, 22	Three w/ 8 ^	Towns - 3 ^	Ulis - 2	An. Harrison - 9 ^
11/9	Georgetown #	W, 121-52	Aa. Harrison - 17 ^	Johnson - 10 ^	Cauley-Stein - 3 ^	Booker - 3 ^	An. Harrison - 6 ^
11/14	Grand Canyon	W, 85-45	An. Harrison - 16 ^	Johnson - 13 ^	Cauley-Stein - 4 ^	Three w/ 2 ^	Two w/ 3 ^
11/16	Buffalo	W, 71-52	Two w/ - 12	Johnson - 12 ^	Johnson - 4 ^	Two w/ 2 ^	Ulis - 6 ^
11/18	vs. 5/5 Kansas ¹	W, 72-40	Johnson - 11 ^	Cauley-Stein - 10 ^	Two w/ - 4 ^	Five w/ 1 ^	An. Harrison - 4 ^
11/21	Boston	W, 89-65	Aa. Harrison - 19	Johnson - 6 ^	Towns - 5 ^	Two w/ 2	Booker - 7 ^
11/23	Montana State	W, 86-28	Booker - 18 ^	Towns - 10 ^	Towns - 6 ^	Booker - 3 ^	Ulis - 5 ^
11/25	UT Arlington	W, 92-44	Booker - 19 ^	Towns - 11 ^	Poythress - 4 ^	Booker - 2	Ulis - 5 ^
11/30	rv/25 Providence	W, 58-38	Two w/ 11 ^	Two w/ 6 ^	Lee - 2 ^	An. Harrison - 4 ^	Two w/ 4 ^
12/5	6/7 Texas	W, 63-51	Cauley-Stein - 21 ^	Cauley-Stein - 12 ^	Cauley-Stein - 3 ^	Cauley-Stein - 5 ^	Two w/ 4
12/7	Eastern Kentucky	W, 82-49	Towns - 19 ^	Lyles - 10 ^	Towns - 4 ^	Cauley-Stein - 2	Two w/ 6 ^
12/10	Columbia	W, 56-46	Aa. Harrison 14	Two w/ 10 ^	Towns - 3 ^	Aa. Harrison - 3 ^	Two w/ 3 ^
12/13	21/18 North Carolina	W, 84-70	Two w/ 15 ^	Cauley-Stein 6 ^	Two with 2 ^	Cauley-Stein - 4 ^	Ulis - 8 ^
12/20	vs. UCLA ²	W, 83-44	Booker - 19 ^	Towns - 10 ^	Two w/ 4 ^	Aa. Harrison - 3 ^	An. Harrison - 8 ^
12/27	at Louisville	2:00 p.m.					
1/6	Ole Miss *	7:00 p.m.					
1/10	at Texas A&M *	1:00/3:30 p.m.					
1/13	Missouri *	9:00 p.m.					
1/17	at Alabama *	4:00 p.m.					
1/20	Vanderbilt *	9:00 p.m.					
1/24	at South Carolina *	12:00 p.m.					
1/29	at Missouri *	9:00 p.m.					
1/31	Alabama *	7:00 p.m.					
2/3	Georgia *	7:00 p.m.					
2/7	at Florida *	9:00 p.m.					
2/10	at LSU *	7:00 p.m.					
2/14	South Carolina *	2:00 p.m.					
2/17	at Tennessee *	7:00 p.m.					
2/21	Auburn *	6:00 p.m.					
2/25	at Mississippi State *	7:00 p.m.					
2/28	Arkansas *	4:00 p.m.					
3/3	at Georgia	9:00 p.m.					
3/7	Florida *	2:00 p.m.					

Totals (Including ties)

^ - Game Leader

1 - Indianapolis (Champions Classic)

2 - Chicago (CBS Sports Classic)

#exhibition contest

HEAD COACH JOHN CALIPARI

Most Wins

• Since the 2005-06 season, John Calipari's on-court record ranks him as the winningest coach over the last seven-plus seasons. Totals through Dec. 20, 2014.

1. John Calipari	299-50
2. Bill Self	287-53
3. Mike Krzyzewski	271-59
4. Billy Donovan	265-81
5. Thad Matta	263-72
6. Roy Williams	262-74
7. Rick Pitino	254-82
8. Mark Few	251-64
9. Jim Boeheim	251-83
10. Tom Izzo	243-94

600 On-Court Victories

• With a win over No. 5 Kansas on Nov. 18, 2014, John Calipari claimed his 600th on-court victory as a Division I head coach.
• He became the 13th active Division I coach to achieve the feat.

Calipari vs. Louisville

• Calipari is 12-6 all-time vs. Louisville. As UK's head coach, he's 6-1 vs. the Cardinals, including a victory in the 2014 Sweet 16 and a win in the 2012 Final Four. He has the highest winning percentage of UK coaches who have coached at least three games vs. Louisville.

1. John Calipari (2010-present) – 6-1 (.857)
2. Alpha Brumage (1914-15) – 3-1 (.750)
Eddie Sutton (1986-89) – 3-1 (.750)
Rick Pitino (1990-97) – 6-2 (.750)
5. Adolph Rupp (1931-72) – 2-1 (.667)
6. Tubby Smith (1998-07) – 6-4 (.600)
7. Joe B. Hall (1973-85) – 2-2 (.500)

Calipari at No. 1

• Calipari is one of just two coaches (Frank McGuire) to lead three programs to a No. 1 ranking.
• Calipari is 74-9 (.892) as the top-ranked coach

On Pace with the Baron of the Bluegrass

• Legendary coach Adolph Rupp won 876 career games while the coach of UK. He also led the Blue and White to five NCAA titles during his 41-year tenure.
• John Calipari is keeping pace with the legend as far as victories to begin his career at Kentucky, and ahead of all other UK Championship coaches.

Coach	Games	Record	Next Game (202nd Game)
Adolph Rupp	201	164-37	def. Alumni, 62-25 (Dec. 7, 1940)
John Calipari	201	164-37	at Louisville (Dec. 27, 2014)
Rick Pitino	201	156-45	def. Auburn, 98-64 (Jan. 4, 1995)
Tubby Smith	201	155-46	def. Georgia, 74-66 (March 2, 2003)
Joe B. Hall	201	149-52	def. Vanderbilt, 96-70 (Feb. 23, 1979)

in the country.

• He tallied a 32-4 mark at UMass when the Minutemen were No. 1 and he was 9-1 at Memphis when he had the Tigers at the pinnacle of the rankings.

• Calipari is 33-4 when his team is at the top as UK's head coach.

• Calipari has guided five of his last eight teams to the No. 1 ranking and this year marks the seventh time he's led his team to the top ranking throughout his career.

• He guided his 1994-95 and 1995-96 UMass teams to the No. 1 ranking, as well as his 2007-08 Memphis team and his 2009-10, 2011-12, 2013-14 and 2014-15 Kentucky teams.

Conference Championship Calipari

• Calipari has won seven regular-season conference championships dating back to his Conference USA days at Memphis.

• That streak includes two SEC titles.

• He has also won five tournament titles in that span, including a pair of SEC Tournament championships.

Winning Number 20

• John Calipari has coached a 20-win team in 20 consecutive seasons as a collegiate head coach.

• He leads all active coaches with that streak.

Mike Krzyzewski (Duke) and Jim Boeheim (Syracuse) have 18 and 17, respectively. Billy Donovan (Florida) and Bill Self (Kansas) have both notched 16 straight 20-win seasons.

• Only Dean Smith's 27 consecutive seasons with 20 or more victories ranks more than Calipari's.

• Lute Olson also had 20 during his tenure at Arizona.

Calipari Unrivaled in the Conference

• Calipari has won 12 league championships, including the 2010 and 2012 SEC championships, seven more than the next closest coach (Billy Donovan has five conference titles).

• Calipari also has 11 conference tournament titles, eight more than his closest competitor.

• He's tallied a 272-83 (.766) all-time record within conference play as a head coach.

UK VS. AP RANKED FOES

In John Calipari Era (2009-Present)

36-14, 12-5 SEC

vs. No. 21 North Carolina	Dec. 13, 2014	W, 84-70
vs. No. 6 Texas	Dec. 5, 2014	W, 63-51
vs. No. 5 Kansas (Indianapolis)	Nov. 18, 2014	W, 72-40
vs. No. 18 UConn (NCAA)	April 7, 2014	L, 60-54
vs. No. 12 Wisconsin (NCAA)	April 5, 2014	W, 74-73
vs. No. 7 Michigan (NCAA)	March 30, 2014	W, 75-72
vs. No. 5 Louisville (NCAA)	March 28, 2014	W, 74-69
vs. No. 2 Wichita St. (NCAA)	March 23, 2014	W, 78-76
vs. No. 1 Florida (Atlanta)	March 16, 2014	L, 61-60
at No. 1 Florida	March 8, 2014	L, 84-65
vs. No. 3 Florida	Feb. 15, 2014	L, 69-59
vs. No. 4 Louisville	Dec. 28, 2013	W, 73-66
at No. 18 North Carolina	Dec. 14, 2013	L, 82-77
vs. No. 20 Baylor (Dallas)	Dec. 6, 2013	L, 67-62
vs. No. 2 Michigan St. (Chicago)	Nov. 12, 2013	L, 78-74
No. 11 Florida	March 9, 2013	W, 61-57
at No. 7 Florida	Feb. 12, 2013	L, 69-52
at No. 16 Ole Miss	Jan. 29, 2013	W, 87-74
at No. 4 Louisville	Dec. 29, 2012	L, 80-77
vs. No. 9 Duke (Atlanta)	Nov. 13, 2012	L, 75-68
vs. No. 6 Kansas (NCAA)	April 2, 2012	W, 67-59
vs. No. 17 Louisville (NCAA)	March 31, 2012	W, 69-61
vs. No. 9 Baylor (NCAA)	March 25, 2012	W, 82-70
vs. No. 16 Indiana (NCAA)	March 23, 2012	W, 87-71
vs. No. 22 Florida	March 10, 2012	W, 74-71
at No. 16 Florida	March 4, 2012	W, 74-59
No. 8 Florida	Feb. 7, 2013	W, 78-58
No. 4 Louisville	Dec. 31, 2012	W, 69-62
No. 5 North Carolina	Dec. 3, 2011	W, 73-72
vs. No. 12 Kansas (New York)	Nov. 15, 2011	W, 75-65
vs. No. 9 UConn (NCAA)	April 2, 2011	L, 56-55
vs. No. 7 N. Carolina (NCAA)	March 27, 2011	W, 76-69
vs. No. 1 Ohio State (NCAA)	March 25, 2011	W, 62-60
vs. No. 22 W. Virginia (NCAA)	March 19, 2011	W, 71-63
vs. No. 12 Florida (Atlanta)	March 13, 2011	W, 70-54
No. 21 Vanderbilt	March 1, 2011	W, 68-66
No. 13 Florida	Feb. 26, 2011	W, 76-68
at No. 21 Vanderbilt	Feb. 12, 2011	L, 81-77
at No. 22 Louisville	Dec. 31, 2010	W, 78-63
vs. No. 23 N. Dame (Louisville)	Dec. 8, 2010	W, 72-58
vs. No. 13 Washington (Maui)	Nov. 23, 2010	W, 74-67
vs. No. 6 W. Virginia (NCAA)	March 27, 2010	L, 73-66
vs. No. 15 Tennessee (Nashville)	March 13, 2010	W, 74-45
at No. 19 Tennessee	Feb. 27, 2010	L, 74-65
at No. 17 Vanderbilt	Feb. 20, 2010	W, 58-56
No. 12 Tennessee	Feb. 13, 2010	W, 73-62
No. 25 Ole Miss	Feb. 2, 2010	W, 85-75
No. 21 Vanderbilt	Jan. 30, 2010	W, 85-72
vs. No. 14 UConn (New York)	Dec. 9, 2009	W, 64-61
No. 10 North Carolina	Dec. 5, 2009	W, 68-66

UK IN OVERTIME

In John Calipari Era (2009-Present)

6-3, 5-3 SEC

vs. Arkansas	Feb. 27, 2014	L, 71-67
vs. LSU	Feb. 22, 2014	W, 77-76
at Arkansas	Jan. 14, 2014	L, 87-85
Missouri	Feb. 23, 2013	W, 90-83
at Texas A&M	Feb. 2, 2013	W, 61-57
at Arkansas	Feb. 23, 2011	L, 77-76
vs. Miss. State (Nashville)	March 14, 2010	W, 75-74
at Mississippi State	Feb. 16, 2010	W, 81-75
vs. Stanford (Cancun)	Nov. 25, 2009	W, 73-65

HEAD COACH JOHN CALIPARI

RECRUITING TRAIL

The Wildcats have signed more top-25 players over the past five seasons than 28 entire Division I conferences, including the Big Ten and Pac-12. And more than one-quarter of all top-10 prospects nationally over the past seven classes have signed with Kentucky.

Player (year)	ESPN	Rivals	Scout
Isaiah Briscoe ('15)	13	9	15
Skal Labissiere ('15)	11	4	3
Charles Matthews ('15)	47	57	62
Devin Booker ('14)	18	30	31
Trey Lyles ('14)	7	8	8
Karl Towns ('14)	6	11	11
Tyler Ulis ('14)	33	33	29
Aaron Harrison ('13)	9	7	6
Andrew Harrison ('13)	5	5	5
Dominique Hawkins ('13)	NR	NR	NR
Dakari Johnson ('13)	7	9	17
Marcus Lee ('13)	25	19	24
Julius Randle ('13)	3	2	2
James Young ('13)	8	11	11
Derek Willis ('13)	NR	115	NR
Archie Goodwin ('12)	15	14	14
Willie Cauley-Stein ('12)	40	40	48
Nerlens Noel ('12)	1	2	1
Alex Poythress ('12)	13	8	7
Anthony Davis ('11)	1	2	1
Michael Kidd-Gilchrist ('11)	4	3	6
Marquis Teague ('11)	8	5	8
Kyle Wiltjer ('11)	19	22	24
Terrence Jones ('10)	9	13	8
Enes Kanter ('10)	25	3	3
Brandon Knight ('10)	4	6	6
Doron Lamb ('10)	29	21	28
Stacey Poole, Jr. ('10)	51	33	67
Eric Bledsoe ('09)	NR	23	37
DeMarcus Cousins ('09)	4	2	3
Daniel Orton ('09)	13	22	17
John Wall ('09)	5	1	2
Jon Hood ('09)	92	40	46
Total Top-10 Players	15	16	15
Top-15 Players	20	20	19
Top-20 Players	22	21	21
Top-25 Players	24	25	23

• He owns a 64-17 (.790) clip since joining the SEC.

There's No Place Like Home

• Since the 2000 season, John Calipari-coached teams have posted a 247-22 (.918) record at home.

• In Calipari's first season, UK tallied an 18-0 mark at home, and the Cats were 15-0 in Rupp in his second season.

• Kentucky finished 18-0 in 2011-12.

• His 54-game winning streak at Rupp was the longest streak since the arena opened in 1976.

Coach	Streak (Yrs)
1. John Calipari	54 (2010-13)
2. Rick Pitino	33 (1992-94)
3. Joe B. Hall	30 (1981-82)
4. Rick Pitino	27 (1995-97)
5. Joe B. Hall	26 (1977-78)

Double-Digit Win Streaks

• Coach Cal has the Wildcats out to their best start since the 2009-10 season when UK opened the year 19-0. Kentucky's 12-game winning streak is the 17th streak of Calipari's career where his teams have won 10 or more straight games during the season and the fourth time at UK.

- 27 Memphis, 2008-09
- 26 Memphis, 2007-08
26 UMass, 1995-96
- 25 Memphis, 2006-07
- 24 Kentucky, 2011-12
- 19 Kentucky, 2009-10
- 16 UMass, 1994-95
- 15 Memphis, 2005-06
- 14 UMass, 1991-92
- 12 Memphis, 2007-08
- 12 Kentucky, 2014-15**
- Memphis, 2002-03
- UMass, 1992-93
- 11 Memphis, 2003-04
- 10 Memphis, 2001-02
10 UMass, 1993-94
10 Kentucky, 2010-11

During his tenure at Memphis, Calipari's teams had win streaks of 10 or more games eight times, including two in the 2007-08 season. His Tiger teams also put together win streaks of 15 or more games in four seasons (27 in 2008-09; 26 in 2007-08; 25 in 2006-07; 15 in 2005-06). The following is a breakdown of Calipari's win streaks:

Streak	No.
25+	4 (UMass 1, Memphis 3)
20+	5 (UMass 1, Memphis 3, UK 1)
15+	9 (UMass 2, Memphis 4, UK 2)
10+	17 (UMass 5, Memphis 8, UK 4)*

* two 10+ streaks in 2007-08

Home Away From Home

• Calipari has recorded a 67-27 (.713) record on the road dating back to 2005-06 season.

The Success Rate

• Coach Calipari has graduated 100 percent of the players (10 of 10) who have been eligible to graduate by the end of their senior years and exhausted their athletic eligibility.

• Of that group, Patrick Patterson and Jarrod Polson each completed their degrees in just three years.

Calipari's Undefeated Conference Teams

• Calipari is believed to be one of three coaches, along with Frank McGuire and Jerry Tarkanian, to lead multiple teams to an unblemished mark in multiple Division 1 conferences.

• Calipari did so at Memphis in Conference USA and Kentucky in the SEC.

• McGuire led St. John's in the Metro New York ('51, '52), North Carolina in the ACC ('57) and South Carolina in the ACC ('70) to undefeated marks.

• Jerry Tarkanian guided Long Beach State in the Pacific Coast Athletics Association ('70, '71) and UNLV in the Big West ('87, '91, '92) to perfect conference seasons.

Calipari and the NBA Draft

• Coach John Calipari has had two or more players selected in seven consecutive NBA drafts dating back to 2008 with Memphis.

• He has three players who have been taken No. 1 overall.

• Following the 2014 draft, Calipari has had 10 players taken in the top 10 of the draft in the last five seasons and 15 taken in the first round of the draft.

• With Anthony Davis going No. 1 overall in 2012, Calipari coached three No. 1 picks in a five-year span.

• His three No. 1 picks are the most by one coach in NBA Draft history.

HEAD COACH JOHN CALIPARI

Calipari Draft Picks

• In 22 seasons as a head coach, John Calipari has coached 30 NBA Draft picks, including 21 first-round selections, with 12 of those going in the top 10.

Here's a list of all of his draft picks:

Player	Round	Overall	Year
Eric Bledsoe	First	18th	2010
Antonio Burks	Second	36th	2004
Marcus Camby	First	2nd	1996
Rodney Carney	First	16th	2006
D. Cousins	First	5th	2010
Anthony Davis	First	1st	2012
Joey Dorsey	Second	33rd	2008
C. Douglas-Roberts	Second	40th	2008
Robert Dozier	Second	60th	2009
Tyreke Evans	First	4th	2009
Archie Goodwin	First	29th	2013
Josh Harrellson	Second	45th	2011
Terrence Jones	First	18th	2012
Enes Kanter	First	3rd	2011
M. Kidd-Gilchrist	First	2nd	2012
Brandon Knight	First	8th	2011
Doron Lamb	Second	42nd	2012
DeAndre Liggins	Second	53rd	2011
Darius Miller	Second	46th	2012
Nerlens Noel	First	6th	2013
Daniel Orton	First	29th	2010
Patrick Patterson	First	14th	2010
Julius Randle	First	7th	2014
Lou Roe	Second	30th	1995
Derrick Rose	First	1st	2008
Marquis Teague	First	29th	2012
Dajuan Wagner	First	6th	2002
John Wall	First	1st	2010
Shawne Williams	First	17th	2006
James Young	First	17th	2014

Tracking UK Coaches' Records

Coach	First 25 Games	Pct.
Calipari	24-1	.960
Rupp	22-3	.880
Smith	22-3	.880
Sutton	22-3	.880
Hall	18-7	.720
Pitino	13-12	.520

Coach	First 50 Games	Pct.
Calipari	45-5	.900
Smith	45-5	.900
Rupp	43-7	.860
Sutton	41-9	.820
Hall	32-18	.640
Pitino	31-19	.620

Coach	First 75 Games	Pct.
Rupp	67-8	.893
Calipari	64-11	.853
Smith	63-12	.840
Sutton	60-15	.800
Hall	51-24	.680
Pitino	51-24	.680

Coach	First 100 Games	Pct.
Rupp	89-11	.890
Calipari	87-13	.870
Smith	80-20	.800
Sutton	77-23	.770
Pitino	73-27	.730
Hall	67-33	.670

Coach	First 125 Games	Pct.
Rupp	111-14	.888
Calipari	108-17	.864
Smith	96-29	.768
Pitino	95-30	.760
Hall	88-37	.704
Sutton	88-37	.704

Coach	First 150 Games	Pct.
Rupp	129-21	.860
Calipari	124-26	.827
Smith	116-34	.773
Pitino	114-36	.760
Hall	110-40	.733

Coach	First 175 Games	Pct.
Rupp	144-31	.822
Calipari	143-32	.817
Pitino	135-40	.771
Hall	133-42	.760
Smith	132-43	.754

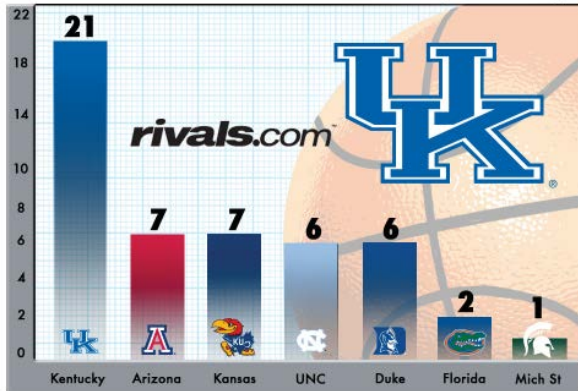
Coach	First 200 Games	Pct.
Rupp	163-37	.815
Calipari	163-37	.815
Pitino	156-44	.780
Smith	156-44	.780
Hall	149-51	.745



SUCCEED & PROCEED

UK head coach John Calipari and his staff don't just land the nation's top recruits; they're also the best at developing them. In the process of churning out **19 NBA Draft picks over five seasons** at Kentucky, including **15 first-rounders and two No. 1 overall selections**, Calipari and his staff have proven **there are no equals when it comes to developing elite recruits into NBA Draft picks**.

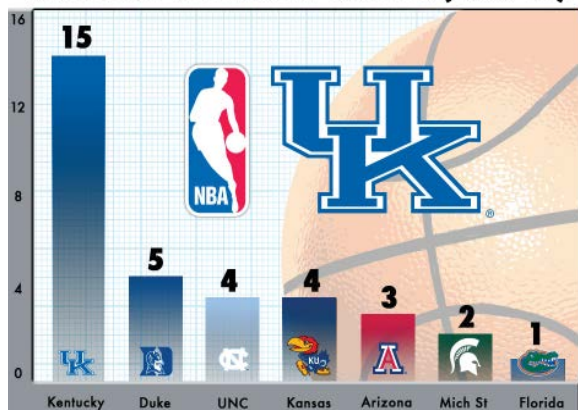
RIVALS TOP 25 RECRUITS SIGNED (2010-14)



RIVALS TOP 25 PLAYERS DRAFTED IN FIRST ROUND (2010-14)



RIVALS TOP 25 PLAYERS DRAFTED (2010-14)



HEAD COACH JOHN CALIPARI



A "players-first" coach with a penchant for helping people reach their dreams, John Calipari has guided five teams to the Final Four, led one to a national championship and helped 31 players make it to the NBA during his 22-year college coaching career.

John Calipari reached the mountaintop in his third year in Lexington, guiding Kentucky to its eighth national championship and his first national title. He is one of only two coaches to lead three different schools to a Final Four (UMass-1996; Memphis-2008;

Kentucky-2011, 2012, 2014).

The Wildcats rode the trademark hard-nosed Calipari defense to the 2012 title, finishing the season as the nation's top-ranked team in field-goal percentage defense and blocked shots.

Kentucky lost three members of its 2011 Final Four team (two to the draft, one to graduation), but Calipari reloaded with the nation's top-ranked recruiting class for the third straight season. Included in the class were eventual National Player of the Year Anthony Davis and All-American Michael Kidd-Gilchrist.

En route to the national championship, Calipari guided the Wildcats to an NCAA record-tying 38 wins, a perfect 16-0 mark in the Southeastern Conference and the school's 45th SEC championship, all while extending his winning streak in Rupp Arena to 51 straight games. Calipari extended his perfect mark at home as UK's coach to 54 games before finally losing in his fourth year at Kentucky.

Upon being named head coach on April 1, 2009, Calipari continued to work his magic of resurrecting once proud programs, taking an NIT team in 2009 to the 2010 NCAA Elite Eight. Along the way he led the Wildcats to a No. 1 ranking (UK's first since 2003), the program's 44th SEC regular-season championship and 26th SEC Tournament title.

The honors continued after the 2009-10 season as Calipari became the first coach in UK history to receive the Adolph Rupp National Coach of the Year award. He then watched as five of his players were selected in the first round of the 2010 NBA Draft, the first time a school has ever produced five first-round picks. Among those picks was the first Wildcat ever taken as the No. 1 overall pick, John Wall.

In his inaugural season as head coach of the Wildcats, Calipari posted his fifth straight 30-win season, the only coach in NCAA Division I history to do so. In addition to the Rupp National Coach of the Year, Calipari was also named the Associated Press SEC Coach of the Year.

When he led Kentucky back to the No. 1 spot in the country, Calipari became one of only two coaches (Frank McGuire) in NCAA history to lead three teams to a No. 1 ranking. He led UMass to a No. 1 ranking in 1995 and 1996, and he led Memphis to the No. 1 spot in the 2008 season.

In his second year in 2010-11, a season that was labeled as a "rebuilding effort," one in which Calipari and the Cats were supposed to struggle after losing an unprecedented five first-round picks in the 2010 NBA Draft, Kentucky reloaded as Calipari guided UK to its 27th SEC Tournament championship, kept his unbeaten record at Rupp Arena alive and collected his 500th career on-court win.

His latest season, in 2013-14, may have been his best work yet. Coaching the youngest team in the nation, Calipari guided Kentucky back to the Final Four for the third time in four seasons, coming up just one win short of his second national championship and the program's ninth title.

Calipari and the Cats reached the championship game in what some national pundits called one of the greatest NCAA Tournament runs of all-time. Seeded No. 8 in a region analysts called "the region of doom," UK knocked off previously undefeated and top-seeded Wichita State, downed defending national champion and archrival Louisville, defeated defending national runner-up and Big 10 champion Michigan, before edging Wisconsin in the Final Four. UK became the first team ever to knock off three of the previous season's Final Four teams. And the Cats did so starting five freshmen and coming off an appearance in the NIT the season before.

Much like he did at UMass, when his players graduated at nearly 80 percent, Calipari has stressed academics. Fifteen of his final

18 seniors that came through the Memphis program earned their bachelor's degrees, and all 10 players at UK who were eligible to graduate by the end of their senior years walked away with a degree in hand, while two (Jarrod Polson and Patrick Patterson) earned a degree in just three years.

Following a 3.4 grade-point average in the 2013 spring semester — the highest in Coach Cal's tenure at UK — the Wildcats' scholarship players posted a 3.11 GPA in the 2014 spring semester. It marked the sixth semester in the last seven semesters Coach Cal's team earned a 3.0 or better.

As someone who prides himself on helping young men reach their dreams, he has placed 31 players in the NBA during his college coaching career, including 19 over his first five seasons at Kentucky. The 19 picks over that five-season span is the most of any coach.

In 2010, five of his UK players were selected in the first round for the first time in NBA history. He followed that up with four players in the draft in 2011, six players in 2012 — the most in a two-round draft — two more in 2013 and another two in 2014.

Overall, he's churned out 19 NBA draft picks, 15 first-rounders, two No. 1 overall selections, five top-five picks and nine lottery selections at Kentucky. Since the 2008 draft, 24 of Coach Cal's players have been taken in the NBA Draft, including 17 first-rounders. Calipari has produced a top-10 pick in seven straight drafts. No other school has had a first-rounder in each of the last seven drafts.

Included in Calipari's NBA success are three No. 1 overall picks (Derrick Rose, Wall and Davis) over a five-year period. No other coach has had three No. 1 picks, and 2012 was the first time two players from the same team (Davis and Kidd-Gilchrist) were taken with the top two picks in the draft.

After bringing the University of Massachusetts basketball program to national prominence in the '90s and resurrecting the Memphis basketball program in the 2000s, Calipari became the 22nd coach in UK history and seventh in the last 80 years.

Following his fifth season at UK, Calipari's overall on-court record is 597-166, giving him the fourth-highest winning percentage (.771) among active NCAA Division I coaches with 10 years experience at college basketball's Division I level, trailing only Mark Few, Roy Williams and Thad Matta. Heading into the 2014-15 season, he is just three wins shy of becoming the 13th active coach with 600 wins.

Calipari is one of only two coaches (Williams) in NCAA Division I history to have 400 or more wins in his first 16 years as a head coach, and his 173 victories from 2008-12 are the most ever for a coach over a five-year span in Division I history. Since the 2005-06 season, he has the best winning percentage among all Division I coaches. On the NCAA Division I list for winning percentage for all coaches (minimum 10 years), Calipari is in 10th place and ahead of Mike Krzyzewski, Jim Boeheim, Bob Huggins and Lute Olson.

Calipari's eight 30-win seasons are third most for a head coach in NCAA Division I history, and he is the first coach in NCAA Division I history to record five straight on-court 30-win seasons. For his college career (22 years), Calipari has 20 20-win seasons and 13 25-win campaigns. The 20 consecutive 20-win seasons tie Olson for the second-longest streak in NCAA history, trailing only Dean Smith, who had 27.

His NCAA Tournament record of 43-14 (.754) gives him the second-highest winning percentage among active coaches and the second highest of all-time (minimum 20 games). His five Final Four appearances is tied for ninth most by a coach all-time, and his 11 straight NCAA Tournament wins prior to the 2014 national championship loss was the longest winning streak in the tournament since the Florida Gators won 12 straight in 2006 and 2007.

Coach Cal started his head-coaching career at UMass in 1998, guiding a struggling program at UMass to the top of college basketball, capped off by a Final Four appearance in 1996.

At 29, when he was named head coach, Calipari began building a program from the ground up, going 10-18 his first season before posting a 17-14 record his second year (receiving a bid to the NIT). The Minutemen won their first Atlantic 10 championship in 1992 with a 30-5 record, including a 13-3 mark in league play. With a 77-71 overtime win over Syracuse in an East Regional second-round game, UMass made its first NCAA Sweet 16 appearance.

From there, the program skyrocketed under Coach Cal.

Calipari compiled a 193-71 record (.731) during his eight-year career at Massachusetts, including a 108-44 mark (.684) in A-10 play. In addition to five straight NCAA Tournaments and a Final Four appearance in 1996, UMass also made two appearances in the NIT,

advancing to the NIT semifinals in 1991. The 1990-91 season was the first of six straight seasons in which the Minutemen won at least 20 games.

In his final season at UMass, Calipari was named the 1996 Naismith National Coach of the Year and The Sporting News National Coach of the Year. He was also named the A-10 Coach of the Year for the third time in four years, as well as Basketball Times East Region Coach of the Year.

During the Minutemen's 35-2 Final Four season in 1995-96, UMass posted wins over Kentucky, Maryland, Wake Forest, Georgia Tech, Syracuse, Virginia Tech and Louisville. UMass ended the regular season ranked No. 1 in the nation in the final regular-season poll after being the top-ranked team for nine weeks earlier in the year. The Minutemen also won their first 26 games of the season, setting a school record for most consecutive wins.

In addition to his Naismith National Coach of the Year honors in 1996, Calipari was a Naismith Coach of the Year finalist in 1994 and 1995. He was the USBWA District I Coach of the Year in 1993.

Calipari left UMass in June of 1996 to become executive vice president of basketball operations and head coach of the New Jersey Nets. He led the Nets to a second-place finish in the NBA's Atlantic Division and the playoffs in 1998, ending a five-year post-season drought for the franchise. The Nets' 17-game turnaround from the previous year was the best that season in the NBA.

He became a member of the Philadelphia 76ers coaching staff in 1999, rejoining Philadelphia coach Larry Brown, for whom Calipari was an assistant at Kansas.

Calipari returned to the college game in 2000 at Memphis, where he led the Tigers to the 2008 NCAA title game. Memphis' 38 wins in 2007-08 made him the winningest coach for a single season in NCAA history. As a result, Calipari was named Naismith National Coach of the Year for a second time in his career. He is only the second coach to receive the honor multiple times since the award's inception in 1987. Krzyzewski is the other to do so.

Calipari, the 2009 Sports Illustrated National Coach of the Year, led the Tigers to nine straight 20-win campaigns and nine consecutive postseason appearances, the only Memphis coach to do that. He posted 252 wins — 28 wins per season — as the Tigers' head coach, making him the winningest coach in school history.

Calipari, who is on the board of directors for the National Association of Basketball Coaches, began his coaching career at Kansas as a volunteer assistant under Ted Owens. In 1983, he was hired as the recruiting coordinator at the University of Vermont, but he was swayed back to the nation's heartland when Brown was hired as head coach at KU. He spent three seasons at Kansas (1982-85) before another three-year stint as an assistant coach to Paul Evans at Pittsburgh (1985-88).

The 55-year-old lettered two years at North Carolina-Wilmington before transferring to Clarion State. He played point guard at Clarion during the 1981 and 1982 seasons, leading the team in assists and free-throw percentage. The Eagles were ranked in the Division II Top 20 both years and participated in the 1981 NCAA Division II Tournament.

Calipari's foundation, The Calipari Foundation, has raised millions of dollars to help the lives of those in need in the Commonwealth and across the country, and in 2010, he used a telethon to raise more than \$1 million for victims of the devastating earthquake in Haiti. He followed that up with another telethon in 2012 that raised \$1 million for victims of Superstorm Sandy.

A year after helping raise \$350,000 for charity during the inaugural UK alumni weekend, Calipari was the driving force behind the more than \$1 million that was donated to local and national organizations during the second annual alumni weekend.

His foundation has also worked with and donated money to Samaritan's Feet, the West Liberty Recovery Fund, 4 Paws for Ability, the Starkey Hearing Foundation, the Urban League of Lexington and the V Foundation. Calipari has also headed up the EverFi Financial Literacy Program, which teaches students across Kentucky the importance of money management.

Author of the national bestseller, "Bounce Back: Overcoming Setbacks to Succeed in Business and in Life" and the recently released "Players First: Coaching from the Inside Out," Calipari is a master of communication and maximizing talent. He lives by the motto "that it's never a matter of how far you have fallen, but instead it's about how high you bounce back."

Calipari and his wife, Ellen, have two daughters, Erin and Megan, and a son, Bradley.

HEAD COACH JOHN CALIPARI

NCAA Division-I Active Winningest Coaches

(On-Court By Percentage - Min. 10 yrs. at Division I level following 2013-14 season)

No.	Coach/Team	Yrs.	Pct.
1.	Mark Few/Gonzaga	15	.801
2.	Roy Williams/UNC	26	.792
3.	John Calipari/Kentucky	22	.771
4.	Thad Matta/Ohio State	14	.768
5.	Mike Krzyzewski/Duke	39	.763

Since 2005-06...

Since the 2005-06 season, John Calipari's on-court record ranks him as the winningest coach over the last six-plus seasons. Totals following Dec. 20, 2014.

1. John Calipari	299-50
2. Bill Self	287-53
3. Mike Krzyzewski	271-59
4. Billy Donovan	265-81
5. Thad Matta	263-72

Miscellaneous On-Court Records

Overall Record: 609-177 (.775)

March/April Record: 130-39 (.769)

NCAA Record: 43-14 (.754)

Record in Conference Games: 272-86 (.760)

Record in Conference Tournament: 44-12 (.786)

- Calipari owns the most single-season wins with 38, tying his own record (Memphis, '08) in 2012 with 38 wins.
- Calipari is one of two coaches (Roy Williams) in NCAA Division-I history to have 400 or more wins in the first 16 years as a head coach. Calipari had 416 wins in his first 16 years.
- Calipari is the winningest coach in NCAA Division I history for a five-year span with 173 victories (2008-12).
- Calipari is the first coach in NCAA Division I history to record five straight on-court 30-win seasons. Memphis hit the 30-win plateau from 2006-09.
- Calipari is one of only two coaches (Rick Pitino) to lead three different schools to a Final Four.
- Calipari started with a 54-0 record in Rupp Arena as head coach of the Wildcats.
- Calipari has 19 players that have been chosen in the NBA Draft (15 first round) over the last five seasons.

Cal in Conference

SEC Coaches	Conference Championships	Tournament Championships	Conference Coach of the Year
Anthony Grant, Alabama	3	2	1
Mike Anderson, Arkansas	1	0	1
Bruce Pearl, Auburn	3	2	7
Billy Donovan, Florida	6	4	4
Mark Fox, Georgia	4	1	3
John Calipari, Kentucky	12	11	7
Johnny Jones, LSU	1	2	0
Kim Anderson, Missouri	6	4	2
Andy Kennedy, Ole Miss	0	1	0
Rick Ray, Mississippi State	0	1	1
Frank Martin, South Carolina	0	0	1
Donnie Tyndall, Tennessee	0	2	1
Billy Kennedy, Texas A&M	4	2	3
Kevin Stallings, Vanderbilt	2	3	3
TOTALS	42	35	34

Calipari vs. All Opponents

Alabama.....6-3	Dartmouth.....1-0	Iowa State.....2-0	Mississippi Valley St.....1-0	Rhode Island.....16-2	Texas.....2-2
Arizona.....1-1	Dayton.....1-0	Jackson State.....2-0	Missouri.....3-2	Rice.....4-0	Texas A&M.....3-1
Arizona State.....0-1	DePaul.....4-2	Kansas.....3-3	Montana State.....1-0	Richmond.....1-0	Texas Arlington.....3-0
Arkansas.....5-6	Detroit.....1-0	Kansas State.....2-0	Morehead State.....2-0	Rider.....1-0	Towson State.....1-0
Arkansas-Little Rock.....3-0	Drexel.....2-0	Keene State.....1-0	Murray State.....1-0	Robert Morris.....2-1	Tulane.....15-0
Arkansas-Pine Bluff.....1-0	Duke.....0-2	Kentucky.....2-4	Nevada.....1-0	Rutgers.....11-4	Tulsa.....11-1
Arkansas State.....4-0	Duquesne.....11-4	Lafayette (Pa.).....1-0	New Hampshire.....5-0	Saint Louis.....4-3	UAB.....14-3
Auburn.....6-0	East Carolina.....7-0	Lamar.....4-0	New Mexico.....1-0	Sam Houston State.....1-0	UCF.....6-0
Austin Peay.....6-1	East Tennessee State.....3-0	LaSalle.....3-0	New Orleans.....1-0	Samford.....3-0	UCLA.....3-1
Baylor.....1-2	Eastern Kentucky.....1-0	LIU-Brooklyn.....1-0	North Carolina.....5-2	Santa Clara.....1-0	UNC Asheville.....2-0
Belmont.....2-0	Eastern Michigan.....2-0	Lipscomb.....1-0	North Carolina State.....1-0	Savannah State.....1-0	UNC Greensboro.....1-0
Boise State.....1-0	Fairfield.....1-0	Long Beach State.....1-0	North Texas.....1-0	Seton Hall.....1-0	UNC Wilmington.....1-0
Boston University.....6-1	Florida.....9-5	Louisiana-Lafayette.....2-0	Northeastern.....2-1	Siena.....4-0	USF.....9-1
Boston College.....2-0	Florida State.....1-1	Louisiana Tech.....1-1	Northern Kentucky.....1-0	SMU.....8-0	Utah.....1-1
Bradley.....1-0	Florida Tech.....0-1	Louisville.....12-6	Northwestern State.....2-0	South Carolina.....8-2	UTEP.....6-0
Bucknell.....1-0	Fordham.....5-0	LSU.....7-1	Notre Dame.....1-1	South Connecticut.....1-0	Vanderbilt.....9-3
Buffalo.....2-0	Furman.....1-0	Loyola.....1-0	Oakland.....1-0	Southeastern Louisiana.....1-0	Vermont.....2-0
BYU.....1-0	George Mason.....1-0	Lowell.....2-1	Ohio State.....1-1	Southern Cal.....3-0	Villanova.....2-0
Cal State Northridge.....1-0	Georgetown.....2-1	Manhattan.....2-0	Oklahoma.....4-1	Southern Miss.....15-4	Virginia.....0-1
Central Conn. St.....2-0	George Washington.....8-9	Marist.....2-0	Oklahoma State.....0-2	Southwest Texas St.....1-0	Virginia Tech.....2-0
Charlotte.....2-3	Georgia.....7-2	Marshall.....6-0	Old Dominion.....2-0	St. Bonaventure.....17-1	Wake Forest.....2-1
Chattanooga.....2-0	Georgia Tech.....1-1	Marquette.....3-1	Oral Roberts.....1-0	St. John's.....1-0	Washington.....1-0
Christian Brothers.....2-0	Gonzaga.....4-0	Maryland.....5-3	Oregon State.....1-0	St. Joseph's.....15-5	Western Kentucky.....2-0
Cincinnati.....5-7	Grand Canyon.....1-0	Massachusetts.....1-0	Pennsylvania.....3-0	St. Mary's.....1-0	West Virginia.....11-7
Cleveland State.....3-0	Hartford.....2-0	Memphis.....1-0	Penn State.....4-4	St. Peter's.....1-0	Wichita State.....1-0
Coastal Carolina.....1-0	Harvard.....1-0	Miami (Fla.).....0-1	Pepperdine.....1-0	Stanford.....3-2	Winthrop.....2-0
Colorado.....1-1	Holy Cross.....4-1	Miami (Ohio).....2-0	Pittsburgh.....2-1	Syracuse.....3-2	Wisconsin.....1-0
Colorado State.....1-1	Houston.....17-3	Michigan.....1-0	Portland.....3-0	TCU.....5-1	Wisconsin-Milwaukee.....1-0
Columbia.....1-0	Howard.....1-0	Michigan State.....1-1	Princeton.....2-0	Temple.....13-11	Wofford.....1-0
Connecticut.....2-5	Illinois.....1-1	Middle Tennessee.....3-0	Providence.....3-1	Tennessee.....11-5	Xavier.....2-2
Coppin State.....1-0	Indiana.....3-1	Mississippi.....10-4	Purdue.....2-1	Tennessee Martin.....4-0	Yale.....1-0
Cornell.....1-0	Iowa.....0-1	Mississippi State.....7-0	Radford.....1-0	Tennessee Tech.....1-0	

TEAM STAT SUPERLATIVES UNDER CALIPARI

TEAM

Most Points Scored

1. 108 Marist,	11/11/11
2. 105 UT Arlington	11/19/13
3. 104 LIU Brooklyn,	11/23/12
104 Hartford,	12/29/09
5. 102 Sam HoustonSt.,	11/19/09
102 Indiana,	3/23/12

Fewest Points Allowed

1. 28 Montana State	11/23/14
2. 38 Providence	11/30/14
38 Eastern Michigan,	1/2/13
4. 40 Kansas,	11/18/14
40 Radford,	11/23/11

Field goals made

1. 46 Marist,	11/11/11
2. 42 LIU Brooklyn,	11/23/12
3. 41 Hartford,	12/29/09
4. 40 Lafayette,	11/16/12
5. 38 vs. Wake Forest,	3/20/10

Field goals attempted

1. 77 Arkansas,	1/23/10
2. 76 Arkansas,	2/27/14
3. 75 Marist,	11/11/11
4. 73 at LSU	1/28/14
5. 71 at Arkansas,	2/23/11
71 at Georgia,	1/08/11

Field-goal percentage (20 made)

1. .697 LIU Brooklyn,	11/23/12 (42-62)
2. .645 Lafayette,	11/16/12 (40-62)
3. .643 Providence	12/1/13 (27-42)
4. .614 South Carolina	2/5/13 (27-44)
5. .613 Marist,	11/11/11 (46-75)

3-point field goals made

1. 15 vs. Georgia,	3/1/12
15 vs East Tennessee State,	3/18/10
3. 14 Hartford,	12/29/09
4. 13 East Tennessee State,	11/12/10
5. 12 Chattanooga,	12/17/11
12 vs North Carolina,	3/27/11
12 Winthrop University,	12/22/10
12 Vanderbilt,	1/30/10

3-point field goals attempted

1. 33 Chattanooga,	12/17/11
33 vs. East Tennessee State,	3/18/10
33 Arkansas,	1/23/10
4. 32 vs. West Virginia,	3/27/10
5. 28 Hartford,	12/29/09
28 Vanderbilt,	3/11/12

3-point FG percentage (10 made)

1. .625 Boston,	11/30/10 (10-16)
2. .579 Lafayette	11/16/12 (11-19)
3. .556 vs. Georgia,	3/1/12 (15-27)
.556 Ole Miss,	2/18/12 (10-18)
5. .550 South Carolina,	2/19/11 (11-20)

Free throws made

1. 35 vs. Indiana,	3/23/12
2. 32 Louisville,	12/31/11
3. 33 at South Carolina,	3/1/14
4. 30, vs. UNC Asheville	11/8/13
30 vs. Baylor,	3/25/12

Free throws attempted

1. 48 vs. UNC Asheville	11/8/13
2. 44 at Indiana,	12/11/10
44 vs. Baylor	3/25/12
4. 43 at North Carolina	12/14/13
43 at Louisville,	12/31/11

Free-throw percentage (10 made)

1. 1,000 Florida,	2/7/12 (11-11)
1,000 Austin Peay,	12/19/09 (18-18)
3. .953 Tennessee,	1/18/14 (23-24)
4. .946 Indiana	3/23/12 (35-37)
5. .900, Ole Miss	2/18/14 (27-30)

Most rebounds

1. 59 Arkansas,	1/23/10
2. 57 Louisville ,	12/31/12
3. 56 Robert Morris,	11/17/13
4. 53 Montana State,	11/23/14
53 LSU,	2/06/10

Most assists

1. 30 Hartford,	12/29/09
2. 28 LIU Brooklyn,	11/23/12
28 vs. UNC-Asheville,	11/30/09
4. 27 vs. East Tennessee State,	3/18/10
5. 25 vs. UCLA,	12/20/14

Most steals

1. 15 vs. Lafayette,	11/16/12
2. 13 vs. UConn,	12/09/09
3. 12 seven times	
Most recent: North Carolina	12/13/14

Most blocked shots

1. 18 St. John's,	12/1/11
2. 14 at Georgia,	3/03/10
3. 13, five times	
Most recent: vs. UCLA	12/20/14

Fewest turnovers

1. 3 at South Carolina,	2/4/12
2. 4 vs. Columbia,	12/10/14
4 vs. Portland,	11/26/11
4 vs. Wisconsin,	4/5/14
5. 6, five times	
Most recent: vs. Kansas	11/18/14

INDIVIDUAL STAT SUPERLATIVES UNDER CALIPARI

INDIVIDUAL

Most points

1.	35	Terrence Jones vs. Auburn	1/11/11
2.	32	Doron Lamb vs. Winthrop	12/22/10
3.	30	Brandon Knight vs. W. Virginia	3/19/11
4.	29	Julius Randle vs. Belmont	12/21/13
	29	Eric Bledsoe vs. E. Tenn. St.	03/18/10
	29	Terrence Jones vs. Oklahoma	11/22/10

Field goals made

1.	12	Terrence Jones vs. Oklahoma	11/22/10
2.	11	Doron Lamb vs. Winthrop	12/22/10
	11	Terrence Jones vs. Auburn	1/11/11
4.	10	15 tied	

Field goals attempted

1.	23	Brandon Knight at Arkansas	2/23/11
	23	Brandon Knight vs. UConn	4/02/11
3.	20	Brandon Knight vs. W. Virginia	3/19/11
4.	19	Terrence Jones vs. E. Tenn. St.	11/12/10
	19	Kyle Wiltjer at Ole Miss	1/29/13

Field-goal percentage (8 made)

1.	.917	Doron Lamb vs. Winthrop	2/22/10 (11-12)
2.	.909	Anthony Davis vs. Vanderbilt	2/25/12 (10-11)
3.	.900	Alex Poythress vs. Lafayette	11/16/12 (9-10)
	.900	DeMarcus Cousins vs. Wake Forest	3/20/10 (9-10)
	.900	Anthony Davis at South Carolina	2/4/12 (9-10)
	.900	Patrick Patterson vs. East Tennessee State	3/18/10 (9-10)

3-point field goals made

1.	8	Eric Bledsoe vs. East Tenn. St.	3/18/10
2.	7	Doron Lamb vs. Winthrop	12/22/10
	7	Kyle Wiltjer vs. Lafayette	11/16/12
	7	Kyle Wiltjer vs. Lipscomb	12/15/12
5.	6	Darius Miller vs. South Carolina	2/19/11
	6	Darnell Dodson vs. Hartford	12/29/09

3-point field goals attempted

1.	12	Kyle Wiltjer at Ole Miss	1/29/13
	12	James Young at LSU	1/28/14
2.	11	Kyle Wiltjer vs. Lafayette	11/16/12
	11	Brandon Knight vs. North Carolina	3/27/11
	11	Brandon Knight vs. UConn	4/02/11
	11	James Young vs. Boise State	12/10/13
	11	James Young vs. Michigan State	11/12/13

3-point FG percentage (6 made)

1.	.889	Eric Bledsoe vs. East Tennessee State	3/18/10 (8-9)
2.	.875	Doron Lamb vs. Winthrop	12/22/10 (7-8)
3.	.778	Kyle Wiltjer vs. Lipscomb	12/15/12 (7-9)
4.	.750	Darius Miller vs. South Carolina	2/19/11 (6-8)
5.	.636	Kyle Wiltjer vs. Lafayette	11/16/12 (7-11)

Free throws made

1.	13	Julius Randle vs. Belmont	12/21/13
	13	Julius Randle at Ole Miss	2/14/14
2.	12	Dakari Johnson vs. UT Arlington	11/25/14
	12	Archie Goodwin at Ole Miss	1/29/13
	12	Archie Goodwin vs. Morehead State	11/21/12
	12	Anthony Davis vs. Louisville	12/31/11

Free throws attempted

1.	19	Julius Randle vs. Belmont	12/21/13
2.	17	Andrew Harrison at North Carolina	12/14/13
	17	Archie Goodwin vs. Morehead State	11/21/12
	17	DeMarcus Cousins vs. Tennessee	3/13/10
5.	16	Deandre Liggins vs. Indiana	12/11/10
	16	Terrence Jones vs. St. Johns	12/1/11

Free-throw percentage (6 made)

1.	1.000	30 tied	
		Most Recent: Karl Anthony-Towns vs. Texas	12/5/14 (6-6)
		Most FT Made: Michael Kidd-Gilchrist vs. Indiana	3/23/12 (10-10)
		Aaron Harrison vs. RMU	11/17/13 (10-10)
		Andrew Harrison vs. Tennessee	1/18/14 (10-10)

Most rebounds

1.	19	Michael Kidd-Gilchrist vs. Louisville	12/31/11
2.	18	DeMarcus Cousins vs. Louisville	1/02/10
	18	DeMarcus Cousins vs. Sam Houston	11/19/09
	18	Anthony Davis vs. Chattanooga	12/17/11
	18	Patrick Patterson vs. Rider	11/21/09

Most assists

1.	16	John Wall vs. Hartford	12/29/09
2.	14	John Wall vs. UNC Asheville	11/30/09
3.	11	John Wall vs. East Tennessee State	3/18/10
	11	John Wall vs. Rider	11/21/09
5.	10	Julius Mays vs. Lafayette	11/16/12
	10	Marquis Teague vs. Florida	2/7/12

Most steals

1.	6	Willie Cauley-Stein vs. Georgia	1/25/14
	6	Nerlens Noel vs. Baylor	12/1/12
	6	John Wall vs. UNC Asheville	11/30/09
	6	John Wall vs. UConn	12/09/09
5.	5	Willie Cauley-Stein vs. Texas	12/5/14
	5	Darius Miller at Portland	11/19/10
	5	Deandre Liggins vs. Tennessee	2/08/11
	5	John Wall vs. Mississippi State	3/14/10

Most blocked shots

1.	12	Nerlens Noel at Ole Miss	1/29/13
2.	9	Willie Cauley-Stein vs. Providence	12/1/13
	9	Willie Cauley-Stein vs. Boise State	12/10/13
4.	8	Nerlens Noel at Alabama	1/22/13
	8	Anthony Davis vs. St. Johns	12/1/11
	8	Anthony Davis at South Carolina	2/4/12

PLAYER BIOS



1	Devin Booker	6	6-6	206	Freshman	Grand Rapids, Mich. (Moss Point)
---	---------------------	----------	------------	------------	----------	----------------------------------

- Reigning SEC Freshman of the Week
- He has led UK in scoring in the past two games
- Has shot 8-of-9 from 3 in his past two games
- Has led UK in scoring four times, most recently in the win over UCLA
- Had three steals, then the most by a Wildcat this season, vs. Montana State
- Has scored in double figures six times this year, last vs. UCLA

2014-15 Season Highs	Categories	Career Highs
19, twice, last vs. UCLA (12/20/14)	Pts	19, twice, last vs. UCLA (12/20/14)
4, vs. Boston U. (11/21/14)	Rebs	4, vs. Boston U. (11/21/14)
7, twice, last vs. UCLA (12/20/14)	FG Made	7, twice, last vs. UCLA (12/20/14)
10, vs. UCLA (12/20/14)	FG Atts.	10, vs. UCLA (12/20/14)
5, twice, last vs. UCLA (12/20/14)	3-FG Made	5, twice, last vs. UCLA (12/20/14)
6, six times, last vs. UCLA (12/20/14)	3-FG Atts.	6, six times, last vs. UCLA (12/20/14)
4, vs. Buffalo (11/16/14)	FTs Made	4, vs. Buffalo (11/16/14)
5, vs. Montana State (11/23/14)	FTs Atts.	5, vs. Montana State (11/23/14)
7, vs. Boston U. (11/21/14)	Assists	7, vs. Boston U. (11/21/14)
3, vs. Montana State (11/23/14)	Steals	3, vs. Montana State (11/23/14)
1, vs. Boston U. (11/21/14)	Blocks	1, vs. Boston U. (11/21/14)
22, twice, last vs. UNC (12/13/14)	Minutes	22, twice, last vs. UNC (12/13/14)

2014-15 Game-by-Game

Opponent	Date	GS	Min	FG	FGA	Pct	3FG	3FGA	Pct	FT	FTA	Pct	Off	Def	Tot	Avg	PF	FO	A	TO	Blk	Stl	Pts	Avg
GRAND CANYON	11/14/14		17	0	6	.000	0	3	.000	0	0	.000	1	0	1	1.0	1	0	1	0	0	2	0	0.0
BUFFALO	11/16/14		18	3	6	.500	0	2	.000	4	4	1.000	0	1	1	1.0	1	0	0	2	0	2	10	5.0
vs 5/5 Kansas	11/18/14		17	2	8	.250	1	6	.167	0	0	.000	0	1	1	1.0	1	0	3	0	0	0	5	5.0
BOSTON	11/21/14		20	5	8	.625	4	6	.667	1	2	.500	2	2	4	1.8	0	0	7	2	1	0	15	7.5
MONTANA STATE	11/23/14		17	6	8	.750	3	5	.600	3	5	.600	1	0	1	1.6	0	0	2	0	0	3	18	9.6
UT ARLINGTON	11/25/14		17	7	8	.875	5	6	.833	0	0	.000	0	2	2	1.7	0	0	1	1	0	2	19	11.2
RV/25 PROVIDENCE	11/30/14		20	2	4	.500	1	2	.500	0	0	.000	0	2	2	1.7	1	0	0	2	0	0	5	10.3
6/7 TEXAS	12/05/14		22	0	5	.000	0	3	.000	0	0	.000	0	0	0	1.5	2	0	0	1	0	0	0	9.0
EKU	12/07/14		13	1	8	.125	0	6	.000	2	2	1.000	0	0	0	1.3	2	0	1	3	0	0	4	8.4
Columbia	12/10/14		DNP																					
21/18 North Carolina	12/13/14		22	5	8	.625	3	3	1.000	2	2	1.000	0	0	0	1.2	3	0	1	2	0	1	15	9.1
vs UCLA	12/20/14		16	7	10	.700	5	6	.833	0	0	.000	0	1	1	1.2	2	0	0	0	0	0	19	10.0
Totals		0	199	38	79	.481	22	48	.458	12	15	.800	4	9	13	1.2	13	0	16	13	1	10	110	10.0

2014-15 Averages

Games played: 11
Minutes/game: 18.1
Points/game: 10.0
FG Pct: 48.1
3FG Pct: 45.8
FT Pct: 80.0

Rebounds/game: 1.2
Assists/game: 1.5
Turnovers/game: 1.2
Assist/turnover ratio: 1.2
Steals/game: 0.9
Blocks/game: 0.1

Career Stats

Year	GP-GS	Min-Avg	FG-FGA	Pct	3FG-FGA	Pct	FT-FTA	Pct	Off-Def-Tot-Avg	PF-FO	Ast	TO	Blk	Stl	Pts	Avg
2014-15	11-0	199-18.1	38-79	.481	22-48	.458	12-15	.800	4-9-13-1.2	13-0	16	13	1	10	110	10.0
TOTAL	11-0	199-18.1	38-79	.481	22-48	.458	12-15	.800	4-9-13-1.2	13-0	16	13	1	10	110	10.0

PLAYER BIOS



15	Willie Cauley-Stein	F	7-0	242	Junior	Olathe, Kan. (Northwest)
-----------	----------------------------	----------	------------	------------	---------------	---------------------------------

- Averaging 10.5 points per game
- Leads team in rebound average (6.7 per game) and steals (21 total, 1.8 per game)
- Scored in double figures in five-straight games before UCLA, including strong performances against Providence, Texas and UNC all of which were ranked at the time
- Totaled a career-high 21 points and a season-high 12 rebounds, his first double-double of the season, vs. Texas
- Was the first Wildcat to reach 30 min. in a game this season vs. UT

2014-15 Season Highs	Categories	Career Highs
21, vs. Texas (12/5/14)	Pts	21, vs. Texas (12/5/14)
12, vs. Texas (12/5/14)	Rebs	13, twice
6, four times, last (12/13/14)	FG Made	8, three times
11, vs. Texas (12/5/14)	FG Atts.	12, twice
-	3-FG Made	-
-	3-FG Atts.	-
9, vs. Texas (12/5/14)	FTs Made	9, vs. Texas (12/5/14)
11, vs. Texas (12/5/14)	FTs Atts.	11, vs. Texas (12/5/14)
4, vs. Buffalo (11/16/14)	Assists	4, four times, last (11/16/14)
5, vs. Texas (12/5/14)	Steals	6, vs. Georgia (1/25/14)
4, twice, last vs. UCLA (12/20/14)	Blocks	9, twice
33, vs. Texas (12/5/14)	Minutes	37, at Arkansas (3/2/13)Ta quam

2014-15 Game-by-Game

Opponent	Date	GS	Min	FG	FGA	Pct	3FG	3FGA	Pct	FT	FTA	Pct	Off	Def	Tot	Avg	PF	FO	A	TO	Blk	Stl	Pts	Avg	
GRAND CANYON	11/14/14	*	23	6	7	.857	0	0	.000	0	0	.000	2	3	5	5.0	1	0	1	0	4	2	12	12.0	
BUFFALO	11/16/14	*	26	3	6	.500	0	0	.000	0	0	.000	4	6	10	7.5	2	0	4	2	1	2	6	9.0	
vs 5/5 Kansas	11/18/14	*	21	3	7	.429	0	0	.000	1	3	.333	4	6	10	8.3	3	0	1	0	1	1	7	8.3	
BOSTON	11/21/14	*	24	6	7	.857	0	0	.000	0	1	.000	0	2	2	6.8	5	1	1	2	1	1	12	9.3	
MONTANA STATE	11/23/14	*	18	1	1	1.000	0	0	.000	3	4	.750	3	2	5	6.4	0	0	1	0	2	0	5	8.4	
UT ARLINGTON	11/25/14	*	17	3	5	.600	0	0	.000	2	3	.667	1	3	4	6.0	2	0	1	0	1	0	8	8.3	
RV/25 PROVIDENCE	11/30/14	*	25	5	9	.556	0	0	.000	1	2	.500	3	3	6	6.0	0	0	1	1	0	2	11	8.7	
6/7 TEXAS	12/05/14	*	33	6	11	.545	0	0	.000	9	12	.750	3	9	12	6.8	3	0	0	0	3	5	21	10.3	
EKU	12/07/14	*	26	5	8	.625	0	0	.000	1	2	.500	1	4	5	6.6	2	0	0	0	2	2	11	10.3	
COLUMBIA	12/10/14	*	28	4	7	.571	0	0	.000	2	3	.667	5	5	10	6.9	0	0	1	1	1	0	10	10.3	
21/18 NORTH CAROLINA	12/13/14	*	28	6	9	.667	0	0	.000	3	6	.500	3	3	6	6.8	0	0	1	2	2	4	15	10.7	
vs UCLA	12/20/14	*	20	4	7	.571	0	0	.000	0	0	.000	0	5	5	6.7	1	0	0	1	4	2	8	10.5	
Totals			12	289	52	84	.619	0	0	.000	22	36	.611	29	51	80	6.7	19	1	12	9	22	21	126	10.5

2014-15 Averages

Games played: 12
Minutes/game: 24.1
Points/game: 10.5
FG Pct: 61.9
FT Pct: 61.1

Rebounds/game: 6.7
Assists/game: 1.0
Turnovers/game: 0.8
Assist/turnover ratio: 1.3
Steals/game: 1.8
Blocks/game: 1.8

Career Stats

Year	GP-GS	Min-Avg	FG-FGA	Pct	3FG-FGA	Pct	FT-FTA	Pct	Off-Def-Tot-Avg	PF-FO	Ast	TO	Blk	Stl	Pts	Avg
2012-13	29-14	683-23.6	105-169	.621	0-0	.000	32-86	.372	67-112-179-6.2	70-2	27	48	60	24	242	8.3
2013-14	37-18	880-23.8	106-178	.596	0-0	.000	40-83	.482	94-131-225-6.1	98-2	25	31	106	44	252	6.8
2014-15	12-12	289-24.1	52-84	.619	0-0	.000	22-36	.611	29-51-80-6.7	19-1	12	9	22	21	126	10.5
TOTAL	78-44	1852-23.7	263-431	.610	0-0	.000	94-205	.459	190-294-484-6.2	187-5	64	88	188	89	620	7.9

PLAYER BIOS



24	E.J. Floreal	6	6-4	200	Sophomore	Palo Alto, Calif. (Dunbar)
-----------	---------------------	----------	------------	------------	-----------	----------------------------

- Hit a free throw for his first point of the season in win over UCLA
- Had two dunks and two boards in UK's exhibition games
- Has seen action in six games in his career
- Scored on a dunk in two minutes of action against Robert Morris as a freshman
- Father, Edrick, is the University of Kentucky track and cross country head coach

2014-15 Season Highs	Categories	Career Highs
1, vs. Kansas (11/18/14)	Pts	2, vs. Robert Morris (11/17/13)
-	Rebs	1, vs. Robert Morris (11/17/13)
-	FG Made	1, vs. Robert Morris (11/17/13)
1, vs. Montana State (11/23/14)	FG Atts.	1, twice, last vs. MSU (11/23/14)
-	3-FG Made	-
-	3-FG Atts.	-
1, vs. Kansas (11/18/14)	FTs Made	1, vs. Kansas (11/18/14)
2, vs. Kansas (11/18/14)	FTs Atts.	2, vs. Kansas (11/18/14)
-	Assists	-
1, vs. UCLA (12/20/14)	Steals	1, twice, last vs. UCLA (12/20/14)
-	Blocks	1, vs. Robert Morris (11/17/13)
5, vs. Montana State (11/23/14)	Minutes	5, vs. Montana State (11/23/14)

2014-15 Game-by-Game

Opponent	Date	GS	Min	FG	FGA	Pct	3FG	3FGA	Pct	FT	FTA	Pct	Off	Def	Tot	Avg	PF	FO	A	TO	Blk	Stl	Pts	Avg
GRAND CANYON	11/14/14		DNP																					
BUFFALO	11/16/14		DNP																					
vs 5/5 Kansas	11/18/14	1	0	0	.000	0	0	.000	1	2	.500	0	0	0	0.0	0	0	0	0	0	0	0	1	1.0
BOSTON	11/21/14		DNP																					
MONTANA STATE	11/23/14	5	0	1	.000	0	0	.000	0	0	.000	0	0	0	0.0	0	0	0	0	0	0	0	0	0.5
UT ARLINGTON	11/25/14	2	0	0	.000	0	0	.000	0	0	.000	0	0	0	0.0	0	0	0	0	0	0	0	0	0.3
RV/25 PROVIDENCE	11/30/14		DNP																					
6/7 TEXAS	12/05/14		DNP																					
EKU	12/07/14		DNP																					
COLUMBIA	12/10/14		DNP																					
21/18 NORTH CAROLINA	12/13/14		DNP																					
vs UCLA	12/20/14	1	0	0	.000	0	0	.000	0	0	.000	0	0	0	0.0	0	0	0	1	0	1	0	0	0.3
Totals		0	9	0	1	.000	0	0	.000	1	2	.500	0	0	0	0.0	0	0	0	1	0	1	1	0.3

2014-15 Averages

Games played: 4
Minutes/game: 2.3
Points/game: 0.3
FG Pct: 0.0
FT Pct: 50.0

Turnovers/game: 0.3
Steals/game: 0.3

Career Stats

Year	GP-GS	Min-Avg	FG-FGA	Pct	3FG-FGA	Pct	FT-FTA	Pct	Off-Def-Tot-Avg	PF-FO	Ast	TO	Blk	Stl	Pts	Avg
2013-14	3-0	4-1.3	1-1	1.000	0-0	.000	0-0	.000	0-1-1-0.3	1-0	0	0	1	1	2	0.7
2014-15	4-0	9-2.3	0-1	.000	0-0	.000	1-2	.500	0-0-0-0.0	0-0	0	1	0	1	1	0.3
TOTAL	7-0	13-1.9	1-2	.500	0-0	.000	1-2	.500	0-1-1-0.1	1-0	0	1	1	2	3	0.4

PLAYER BIOS



2	Aaron Harrison	6	6-6	212	Sophomore	Richmond, Texas (Travis)
----------	-----------------------	----------	------------	------------	------------------	---------------------------------

- UK's leading scorer (10.6 per game)
- Has made three 3s in each of the past two games
- Has scored in double figures in three straight
- Hit the team-streak-extending 3 vs. ECU, and had a season-best six rebounds
- Started all 40 games as a freshman and was the team's leading returning scorer with an average of 13.7 points per outing
- Hit three game-winning 3s during the NCAA Tournament run

2014-15 Season Highs	Categories	Career Highs
19, vs. Boston U. (11/21/14)	Pts	28, vs. Robert Morris (11/17/13)
6, vs. ECU (12/7/14)	Rebs	7, vs. Eastern Michigan (11/27/13)
7 vs. Boston U. (11/21/14)	FG Made	8, vs. North Carolina (12/14/13)
15, twice, last vs. Columbia (12/10/14)	FG Atts.	17, vs. Florida (3/16/14)
3, twice, last vs. UCLA (12/20/14)	3-FG Made	4, four times
8, vs. UCLA (12/20/14)	3-FG Atts.	8, vs. UCLA (12/20/14)
4, vs. Boston U. (11/21/14)	FTs Made	11, vs. South Carolina (3/1/14)
6, vs. Boston U. (11/21/14)	FTs Atts.	12, vs. South Carolina (3/1/14)
4, vs. Boston U. (11/21/14)	Assists	7, vs. Belmont (12/21/13)
3, twice, last vs. UCLA (12/20/14)	Steals	4, vs. UNC Asheville (11/8/13)
1, vs. ECU (12/7/14)	Blocks	2, vs. Alabama (3/4/14)
33, vs. Columbia (12/10/14)	Minutes	43, vs. LSU (2/22/14)

2014-15 Game-by-Game

Opponent	Date	GS	Min	FG	FGA	Pct	3FG	3FGA	Pct	FT	FTA	Pct	Off	Def	Tot	Avg	PF	FO	A	TO	Blk	Stl	Pts	Avg	
GRAND CANYON	11/14/14	*	23	3	7	.429	0	1	.000	1	2	.500	0	0	0	0.0	1	0	0	1	0	2	7	7.0	
BUFFALO	11/16/14	*	22	2	9	.222	1	5	.200	3	5	.600	1	3	4	2.0	3	0	0	1	0	1	8	7.5	
vs No. 5/5 Kansas	11/18/14	*	21	3	8	.375	2	3	.667	0	0	.000	0	2	2	2.0	2	0	2	1	0	0	8	7.7	
BOSTON	11/21/14	*	25	7	15	.467	1	6	.167	4	6	.667	1	1	2	2.0	1	0	4	0	0	2	19	10.5	
MONTANA STATE	11/23/14	*	18	5	14	.357	1	6	.167	3	3	1.000	0	2	2	2.0	0	0	2	0	0	2	14	11.2	
UT ARLINGTON	11/25/14	*	18	4	11	.364	2	7	.286	1	1	1.000	0	0	0	1.7	2	0	2	2	0	0	11	11.2	
RV/25 PROVIDENCE	11/30/14	*	22	2	7	.286	1	4	.250	1	2	.500	0	1	1	1.6	3	0	4	0	0	0	6	10.4	
6/7 TEXAS	12/05/14	*	28	1	9	.111	0	4	.000	0	0	.000	0	1	1	1.5	2	0	2	2	0	0	2	9.4	
ECU	12/07/14	*	25	4	10	.400	1	3	.333	0	0	.000	0	6	6	2.0	0	0	3	2	1	1	9	9.3	
COLUMBIA	12/10/14	*	33	6	15	.400	1	5	.200	1	1	1.000	2	1	3	2.1	1	0	3	0	0	3	14	9.8	
21/18 NORTH CAROLINA	12/13/14	*	26	5	9	.556	3	7	.429	1	2	.500	0	1	1	2.0	2	0	1	2	0	1	14	10.2	
vs UCLA	12/20/14	*	23	6	11	.545	3	8	.375	0	0	.000	0	2	2	2.0	1	0	3	0	0	3	15	10.6	
Totals			12	284	48	125	.384	16	59	.271	15	22	.682	4	20	24	2.0	18	0	26	11	1	15	127	10.6

2014-15 Averages

Games played: 12
Minutes/game: 23.7
Points/game: 10.6
FG Pct: 38.4
3FG Pct: 27.1
FT Pct: 68.2

Rebounds/game: 2.0
Assists/game: 2.2
Turnovers/game: 0.9
Assist/turnover ratio: 2.4
Steals/game: 1.3
Blocks/game: 0.1

Career Stats

Year	GP-GS	Min-Avg	FG-FGA	Pct	3FG-FGA	Pct	FT-FTA	Pct	Off-Def-Tot-Avg	PF-FO	Ast	TO	Blk	Stl	Pts	Avg
2013-14	40-40	1303-32.6	174-411	.423	62-174	.356	139-176	.790	25-93-118-3.0	85-2	74	65	12	43	549	13.7
2014-15	12-12	284-23.7	48-125	.384	16-59	.271	15-22	.682	4-20-24-2.0	18-0	26	11	1	15	127	10.6
TOTAL	52-52	1587-30.5	222-536	.414	78-233	.335	154-198	.778	29-113-142-2.7	103-2	100	76	13	58	676	13.0

PLAYER BIOS



5	Andrew Harrison	6	6-6	210	Sophomore	Richmond, Texas (Travis)
----------	------------------------	----------	------------	------------	-----------	--------------------------

- UK's leading assister (4.2 per game)
- Dished a season-best eight assists vs. UCLA
- Tied his season-high with two made 3s vs. UCLA

- Scored in double figures four times this year
- Had 10 points and four assists in win vs. Kansas
- Started 39 games and averaged 10.9 points per game while dishing out 159 assists as a freshman

2014-15 Season Highs	Categories	Career Highs
16, vs. Grand Canyon (11/14/14)	Pts.	26, vs. Tennessee (1/18/14)
4, vs. Montana State (11/14/14)	Rebs.	8, three times
5, vs. Grand Canyon (11/14/14)	FG Made	7, vs. Tennessee (1/18/14)
12, vs. Columbia (12/10/14)	FG Atts.	16, vs. Louisville (12/28/13)
2, vs. Kansas (11/18/14)	3-FG Made	2, 11 times last (11/18/14)
5, vs. Columbia (12/10/14)	3-FG Atts.	7, vs. Texas A&M (1/21/14)
9, vs. UNC (12/13/14)	FTs Made	10, twice
10, vs. UNC (12/13/14)	FTs Atts.	17, vs. North Carolina (12/14/13)
8, vs. UCLA (12/20/14)	Assists	9, vs. Georgia (3/15/14)
2, twice, last vs. UNC (12/13/14)	Steals	3, vs. Florida (3/8/14)
1, twice, last vs. EKU (12/7/14)	Blocks	2, vs. LSU (2/22/14)
32, vs. Columbia (12/10/14)	Minutes	39, twice

2014-15 Game-by-Game

Opponent	Date	GS	Min	FG	FGA	Pct	3FG	3FGA	Pct	FT	FTA	Pct	Off	Def	Tot	Avg	PF	FO	A	TO	Blk	Stl	Pts	Avg
GRAND CANYON	11/14/14	*	23	5	8	.625	1	2	.500	5	6	.833	1	2	3	3.0	1	0	3	2	0	1	16	16.0
BUFFALO	11/16/14	*	18	1	6	.167	0	3	.000	1	2	.500	0	0	0	1.5	2	0	1	1	1	1	3	9.5
vs No. 5/5 Kansas	11/18/14	*	19	3	5	.600	2	2	1.000	2	3	.667	0	2	2	1.7	3	0	4	2	0	0	10	9.7
BOSTON	11/21/14	*	25	2	4	.500	1	2	.500	3	4	.750	1	1	2	1.8	3	0	5	1	0	1	8	9.3
MONTANA STATE	11/23/14	*	19	1	3	.333	1	2	.500	1	2	.500	1	3	4	2.2	0	0	3	2	0	2	4	8.2
UT ARLINGTON	11/25/14	*	19	4	7	.571	0	1	.000	3	3	1.000	1	2	3	2.3	1	0	4	1	0	1	11	8.7
RV/25 PROVIDENCE	11/30/14	*	20	3	6	.500	0	1	.000	0	0	.000	0	1	1	2.1	2	0	4	1	1	4	6	8.3
6/7 TEXAS	12/05/14	*	24	2	8	.250	1	4	.250	0	0	.000	0	1	1	2.0	2	0	4	1	0	0	5	7.9
EKU	12/07/14	*	24	2	2	1.000	0	0	.000	2	2	1.000	0	2	2	2.0	2	0	6	5	1	1	6	7.7
COLUMBIA	12/10/14	*	32	1	12	.083	0	5	.000	2	4	.500	1	2	3	2.1	3	0	3	0	0	1	4	7.3
21/18 NORTH CAROLINA	12/13/14	*	25	1	4	.250	0	1	.000	9	10	.900	1	0	1	2.0	3	0	5	3	0	2	11	7.6
vs UCLA	12/20/14	*	23	3	8	.375	2	4	.500	0	0	.000	0	3	3	2.1	0	0	8	4	0	0	8	7.7
Totals			12	271	28	.384	8	27	.296	28	36	.778	6	19	25	2.1	22	0	50	23	3	14	92	7.7

2014-15 Averages

Rebounds/game: 2.1	_____
Assists/game: 4.2	_____
Turnovers/game: 1.9	_____
Assist/turnover ratio: 2.2	_____
Steals/game: 1.2	_____
Blocks/game: 0.3	_____

Career Stats

Year	GP-GS	Min-Avg	FG-FGA	Pct	3FG-FGA	Pct	FT-FTA	Pct	Off-Def-Tot-Avg	PF-FO	Ast	TO	Blk	Stl	Pts	Avg
2013-14	40-39	1267-31.7	121-330	.367	33-94	.351	159-208	.764	32-94-126-3.2	119-3	159	109	9	21	434	10.9
2014-15	12-12	271-22.6	28-73	.384	8-27	.296	28-36	.778	6-19-25-2.1	22-0	50	23	3	14	92	7.7
TOTAL	52-51	1538-29.6	149-403	.370	41-121	.339	187-244	.766	38-113-151-2.9	141-3	209	132	12	35	526	10.1

PLAYER BIOS



25 **Dominique Hawkins** **G** **6-0** **195** **Sophomore** **Richmond, Ky. (Madison Central)**

- Dished out a career-high six assists vs. ECU
- Started twice this season
- Made his first career start, and scored a career-high seven points vs. Boston U

- An All-SEC Academic team member as a freshman
- Former Kentucky Mr. Basketball and All-State selection
- Led Madison Central to a state title as a senior

2014-15 Season Highs	Categories	Career Highs
7, vs. Boston U. (11/21/14)	Pts	7, vs. Boston U. (11/21/14)
2, twice, last vs. ECU (12/7/14)	Rebs	4, vs. Belmont (12/21/13)
3, vs. Boston U. (11/21/14)	FG Made	3, vs. Boston U. (11/21/14)
8, vs. Montana State (11/23/14)	FG Atts.	8, vs. Montana State (11/23/14)
1, vs. Boston U. (11/21/14)	3-FG Made	1, three times, last vs. BU (11/21/14)
2, three times, last vs. UCLA (11/20/14)	3-FG Atts.	2, five times, last vs. UCLA (11/20/14)
1, vs. Montana State (11/23/14)	FTs Made	2, vs. Mississippi State (1/8/14)
2, vs. Montana State (11/23/14)	FTs Atts.	2, four times, last vs. MSU (11/23/14)
6, vs. ECU (12/7/14)	Assists	6, vs. ECU (12/7/14)
1, vs. Boston U. (11/21/14)	Steals	1, five times, last vs. BU (11/21/14)
-	Blocks	1, vs. Robert Morris (11/17/13)
16, twice, last vs. ECU (12/7/14)	Minutes	23, vs. Mississippi State (1/8/14)

2014-15 Game-by-Game

Opponent	Date	GS	Min	FG	FGA	Pct	3FG	3FGA	Pct	FT	FTA	Pct	Off	Def	Tot	Avg	PF	FO	A	TO	Blk	Stl	Pts	Avg
GRAND CANYON	11/14/14	3	0	1	.000	0	0	.000	0	0	.000	0	1	1	1.0	0	0	0	0	0	0	0	0	0.0
BUFFALO	11/16/14	DNP																						
vs No. 5/5 Kansas	11/18/14	4	0	0	.000	0	0	.000	0	0	.000	0	1	1	1.0	0	0	0	0	0	0	0	0	0.0
BOSTON	11/21/14	*	16	3	4	.750	1	2	.500	0	0	.000	0	1	1	1.0	2	0	1	0	0	1	7	2.3
MONTANA STATE	11/23/14	*	15	1	8	.125	0	2	.000	1	2	.500	1	1	2	1.3	3	0	0	0	0	0	3	2.5
UT ARLINGTON	11/25/14	5	0	0	.000	0	0	.000	0	0	.000	0	0	0	1.0	0	0	0	0	0	0	0	0	2.0
RV/25 PROVIDENCE	11/30/14	DNP																						
6/7 TEXAS	12/05/14	DNP																						
EKU	12/07/14	16	0	0	.000	0	0	.000	0	1	.000	0	2	2	1.2	2	0	6	0	0	0	0	0	1.7
COLUMBIA	12/10/14	7	0	1	.000	0	1	.000	0	0	.000	0	0	0	1.0	1	0	1	1	0	0	0	0	1.4
21/18 NORTH CAROLINA	12/13/14	DNP																						
vs UCLA	12/20/14	9	0	2	.000	0	2	.000	0	0	.000	0	0	0	0.9	0	0	0	0	0	0	0	0	1.3
Totals		2	75	4	16	.250	1	7	.143	1	3	.333	1	6	7	0.9	8	0	8	1	0	1	10	1.3

2014-15 Averages

Games played: 8
Minutes/game: 9.4
Points/game: 1.3
FG Pct: .250
3FG Pct: .143
FT Pct: .333

Rebounds/game: 0.9
Assists/game: 1.0
Turnovers/game: 0.1
Assist/turnover ratio: 8.0
Steals/game: 0.1

Career Stats

Year	GP-GS	Min-Avg	FG-FGA	Pct	3FG-FGA	Pct	FT-FTA	Pct	Off-Def-Tot-Avg	PF-FO	Ast	TO	Blk	Stl	Pts	Avg
2013-14	33-0	283-8.6	9-31	.290	2-16	.125	5-13	.385	7-16-23-0.7	37-0	12	6	1	4	25	0.8
2014-15	8-2	75-9.4	4-16	.250	1-7	.143	1-3	.333	1-6-7-0.9	8-0	8	1	0	1	10	1.3
TOTAL	41-2	358-8.7	13-47	.277	3-23	.130	6-16	.375	8-22-30-0.7	45-0	20	7	1	5	35	0.9

PLAYER BIOS



44 **Dakari Johnson** **C** **7-0** **255** **Sophomore** **Brooklyn, N.Y. (Montverde Acad.)**

- Tied for the game high with four blocks, a season high, against UCLA
- Averaging a team-high 2.4 offensive rebounds per game
- Averaging 1.3 blocks per game
- Has scored in double figures in six of 12 games
- Made his first seven foul shots vs. UTA and finished 10 of 12, a career high for free throws made

2014-15 Season Highs	Categories	Career Highs
13, vs. Montana State (11/23/14)	Pts	15, twice
13, vs. Grand Canyon (11/14/14)	Rebs.	13, vs. Grand Canyon (11/14/14)
5, vs. Kansas (11/18/14)	FG Made	7, twice
9, vs. Grand Canyon (11/14/14)	FG Atts.	10, twice
-	3-FG Made	-
-	3-FG Atts.	-
12, vs. UTA (11/25/14)	FTs Made	12 vs. UTA (11/25/14)
14, vs. UTA (11/25/14)	FTs Atts.	14, vs. UTA (11/25/14)
6, vs. UCLA (12/20/14)	Assists	6, vs. UCLA (12/20/14)
3, vs. UNC (12/13/14)	Steals	3, vs. UNC (12/13/14)
4, twice, last vs. UCLA (12/20/14)	Blocks	4, three times, last vs. UCLA (12/20/14)
26, vs. Buffalo (11/16/14)	Minutes	31, vs. Louisville (3/28/14)

2014-15 Game-by-Game

Opponent	Date	GS	Min	FG	FGA	Pct	3FG	3FGA	Pct	FT	FTA	Pct	Off	Def	Tot	Avg	PF	FO	A	TO	Blk	Stl	Pts	Avg
GRAND CANYON	11/14/14		18	4	9	.444	0	0	.000	2	4	.500	8	5	13	13.0	2	0	3	1	1	0	10	10.0
BUFFALO	11/16/14		26	3	6	.500	0	0	.000	3	6	.500	3	9	12	12.5	0	0	3	2	4	1	9	9.5
vs No. 5/5 Kansas	11/18/14		20	5	6	.833	0	0	.000	1	2	.500	2	1	3	9.3	3	0	1	0	0	0	11	10.0
BOSTON	11/21/14		17	4	6	.667	0	0	.000	3	8	.375	2	4	6	8.5	1	0	1	0	1	0	11	10.3
MONTANA STATE	11/23/14		17	5	6	.833	0	0	.000	3	5	.600	3	5	8	8.4	1	0	0	0	2	1	13	10.8
UT ARLINGTON	11/25/14		21	0	1	.000	0	0	.000	12	14	.857	3	3	6	8.0	2	0	0	3	2	1	12	11.0
RV/25 PROVIDENCE	11/30/14		18	2	4	.500	0	0	.000	2	4	.500	0	2	2	7.1	4	0	1	0	0	0	6	10.3
6/7 TEXAS	12/05/14		19	4	5	.800	0	0	.000	3	9	.333	4	2	6	7.0	4	0	2	2	0	1	11	10.4
EKU	12/07/14		15	3	4	.750	0	0	.000	1	2	.500	2	2	4	6.7	0	0	1	1	0	0	7	10.0
COLUMBIA	12/10/14		12	1	1	1.000	0	0	.000	2	5	.400	1	0	1	6.1	1	0	0	1	0	0	4	9.4
21/18 NORTH CAROLINA	12/13/14		21	1	3	.333	0	0	.000	5	6	.833	1	4	5	6.0	2	0	0	1	2	3	7	9.2
vs UCLA	12/20/14		20	2	5	.400	0	0	.000	1	2	.500	0	4	4	5.8	2	0	6	1	4	1	5	8.8
Totals		0	224	34	56	.607	0	0	.000	38	67	.567	29	41	70	5.8	22	0	18	12	16	8	106	8.8

2014-15 Averages


Games played: 12
 Minutes/game: 18.7
 Points/game: 8.8
 FG Pct: 60.7
 FT Pct: 56.7

Rebounds/game: 5.8
 Assists/game: 1.5
 Turnovers/game: 1.0
 Assist/turnover ratio: 1.5
 Steals/game: 0.7
 Blocks/game: 1.3

Career Stats

Year	GP-GS	Min-Avg	FG-FGA	Pct	3FG-FGA	Pct	FT-FTA	Pct	Off-Def-Tot-Avg	PF-FO	Ast	TO	Blk	Stl	Pts	Avg
2013-14	39-18	550-14.1	82-144	.569	0-0	.000	38-85	.447	79-75-154-3.9	79-1	11	25	23	9	202	5.2
2014-15	12-0	224-18.7	34-56	.607	0-0	.000	38-67	.567	29-41-70-5.8	22-0	18	12	16	8	106	8.8
TOTAL	51-18	774-15.2	116-200	.580	0-0	.000	76-152	.500	108-116-224-4.4	101-1	29	37	39	17	308	6.0

PLAYER BIOS

	21	Tod Lanter	G	6-2	190	Senior	Lexington, Ky. (Gulf Coast State CC)																																							
<ul style="list-style-type: none"> First playing time of season came in win over Kansas Had an assist in UK's exhibition win over Georgetown College <ul style="list-style-type: none"> Drained a 3-pointer in the Bahamas Also hauled in three rebounds in the Bahamas Seen action in seven career games Pulled down two boards in 2012-13 							<table border="1" style="width: 100%; border-collapse: collapse;"> <thead> <tr> <th style="text-align: left;">2014-15 Season Highs</th> <th style="text-align: left;">Categories</th> <th style="text-align: left;">Career Highs</th> </tr> </thead> <tbody> <tr><td>-</td><td>Pts</td><td>-</td></tr> <tr><td>-</td><td>Rebs</td><td>2, vs. Mississippi State (2/27/13)</td></tr> <tr><td>-</td><td>FG Made</td><td>-</td></tr> <tr><td>-</td><td>FG Atts.</td><td>1, three times</td></tr> <tr><td>-</td><td>3-FG Made</td><td>-</td></tr> <tr><td>-</td><td>3-FG Atts.</td><td>1, twice</td></tr> <tr><td>-</td><td>FTs Made</td><td>-</td></tr> <tr><td>-</td><td>FTs Atts.</td><td>-</td></tr> <tr><td>-</td><td>Assists</td><td>-</td></tr> <tr><td>-</td><td>Steals</td><td>-</td></tr> <tr><td>-</td><td>Blocks</td><td>-</td></tr> <tr><td>1, vs. Kansas (11/18/14)</td><td>Minutes</td><td>3, vs. Mississippi State (2/27/13)</td></tr> </tbody> </table>	2014-15 Season Highs	Categories	Career Highs	-	Pts	-	-	Rebs	2, vs. Mississippi State (2/27/13)	-	FG Made	-	-	FG Atts.	1, three times	-	3-FG Made	-	-	3-FG Atts.	1, twice	-	FTs Made	-	-	FTs Atts.	-	-	Assists	-	-	Steals	-	-	Blocks	-	1, vs. Kansas (11/18/14)	Minutes	3, vs. Mississippi State (2/27/13)
2014-15 Season Highs	Categories	Career Highs																																												
-	Pts	-																																												
-	Rebs	2, vs. Mississippi State (2/27/13)																																												
-	FG Made	-																																												
-	FG Atts.	1, three times																																												
-	3-FG Made	-																																												
-	3-FG Atts.	1, twice																																												
-	FTs Made	-																																												
-	FTs Atts.	-																																												
-	Assists	-																																												
-	Steals	-																																												
-	Blocks	-																																												
1, vs. Kansas (11/18/14)	Minutes	3, vs. Mississippi State (2/27/13)																																												

2014-15 Game-by-Game

Opponent	Date	GS	Min	FG	FGA	Pct	3FG	3FGA	Pct	FT	FTA	Pct	Off	Def	Tot	Avg	PF	FO	A	TO	Blk	Stl	Pts	Avg
GRAND CANYON	11/14/14		DNP																					
BUFFALO	11/16/14		DNP																					
vs 5/5 Kansas	11/18/14	1	0	0	.000	0	0	.000	0	0	.000	0	0	0	0.0	0	0	0	0	0	0	0	0	0.0
BOSTON	11/21/14		DNP																					
MONTANA STATE	11/23/14	0	0	0	.000	0	0	.000	0	0	.000	0	0	0	0.0	0	0	0	0	0	0	0	0	0.0
UT ARLINGTON	11/25/14		DNP																					
PROVIDENCE	11/30/14		DNP																					
TEXAS	12/05/14		DNP																					
EKU	12/07/14		DNP																					
COLUMBIA	12/10/14		DNP																					
^{21/18} NORTH CAROLINA	12/13/14		DNP																					
vs. UCLA	12/20/14		DNP																					
Totals		0	1	0	0	.000	0	0	.000	0	0	.000	0	0	0	0.0	0	0	0	0	0	0	0	0.0

2014-15 Averages

Games played: 2

Minutes/game: 0.5

Career Stats

Year	GP-GS	Min-Avg	FG-FGA	Pct	3FG-FGA	Pct	FT-FTA	Pct	Off-Def-Tot-Avg	PF-FO	Ast	TO	Blk	Stl	Pts	Avg
2012-13	6-0	9-1.5	0-3	.000	0-2	.000	0-0	.000	1-1-2-0.3	1-0	0	2	0	0	0	0.0
2013-14	0-0	0-0.0	0-0	.000	0-0	.000	0-0	.000	0-0-0-0.0	0-0	0	0	0	0	0	0.0
2014-15	2-0	1-0.5	0-0	.000	0-0	.000	0-0	.000	0-0-0-0.0	0-0	0	0	0	0	0	0.0
TOTAL	8-0	10-1.3	0-3	.000	0-2	.000	0-0	.000	1-1-2-0.3	1-0	0	2	0	0	0	0.0

PLAYER BIOS



00	Marcus Lee	F	6-9	220	Sophomore	Antioch, Calif. (Deer Valley)
----	------------	---	-----	-----	-----------	-------------------------------

- Grabbed six rebounds, one off his season best, against UCLA
- Posted a season-best 10 points on 5-of-6 shooting vs. EKU
- Registered a career-high four blocks and scored five points in win over Kansas
- Played a career-high 18 minutes vs. Buffalo
- Named to Midwest Region All-Tournament team after notching 10 points in the NCAA Tournament win over Michgian

2014-15 Season Highs	Categories	Career Highs
10, vs. EKU (12/7/14)	Pts	17, vs. UNC Asheville (11/8/13)
7, vs. Kansas (11/18/14)	Rebs	8, vs. Michigan (3/30/14)
5, vs. EKU (12/7/14)	FG Made	7, vs. UNC Asheville (11/8/13)
6, vs. EKU (12/7/14)	FG Atts.	8, vs. UNC Asheville (11/8/13)
-	3-FG Made	-
-	3-FG Atts.	-
3, vs. UCLA (12/20/14)	FTs Made	3, twice, last vs. UCLA (12/20/14)
6, vs. UCLA (12/20/14)	FTs Atts.	7, vs. UNC Asheville (11/8/13)
2, vs. UNC (12/13/14)	Assists	2, vs. UNC (12/13/14)
1, vs. Columbia (12/10/14)	Steals	1, vs. Columbia (12/10/14)
4, vs. Kansas (11/18/14)	Blocks	4, vs. Kansas (11/18/14)
18, twice, last vs. MSU (11/23/14)	Minutes	18, twice, last vs. MSU (11/23/14)

2014-15 Game-by-Game

Opponent	Date	GS	Min	FG	FGA	Pct	3FG	3FGA	Pct	FT	FTA	Pct	Off	Def	Tot	Avg	PF	FO	A	TO	Blk	Stl	Pts	Avg
GRAND CANYON	11/14/14	14	2	5	.400	0	0	.000	0	0	.000	2	3	5	5.0	3	0	0	1	0	0	0	4	4.0
BUFFALO	11/16/14	18	1	5	.200	0	0	.000	0	0	.000	4	1	5	5.0	2	0	0	0	0	1	0	2	3.0
vs 5/5 Kansas	11/18/14	17	2	3	.667	0	0	.000	0	4	.000	3	4	7	5.7	3	0	1	0	4	0	0	4	3.3
BOSTON	11/21/14	13	1	1	1.000	0	0	.000	0	0	.000	0	2	2	4.8	3	0	0	1	0	0	0	2	3.0
MONTANA STATE	11/23/14	18	1	3	.333	0	0	.000	0	0	.000	3	2	5	4.8	1	0	1	1	1	0	0	2	2.8
UT ARLINGTON	11/25/14	12	0	0	.000	0	0	.000	0	2	.000	0	1	1	4.2	3	0	0	2	1	0	0	0	2.3
RV/25 PROVIDENCE	11/30/14	15	0	2	.000	0	0	.000	1	2	.500	2	1	3	4.0	3	0	0	0	2	0	0	1	2.1
6/7 TEXAS	12/05/14	4	0	0	.000	0	0	.000	0	0	.000	0	0	0	3.5	0	0	0	0	0	0	0	0	1.9
EKU	12/07/14	13	5	6	.833	0	0	.000	0	0	.000	1	2	3	3.4	2	0	0	2	1	0	0	10	2.8
COLUMBIA	12/10/14	15	1	1	1.000	0	0	.000	0	0	.000	3	0	3	3.4	0	0	0	1	0	1	0	2	2.7
21/18 NORTH CAROLINA	12/13/14	12	4	4	1.000	0	0	.000	0	1	.000	1	1	2	3.3	1	0	2	0	0	0	0	8	3.2
vs UCLA	12/20/14	17	1	1	1.000	0	0	.000	3	6	.500	2	4	6	3.5	2	0	0	1	0	0	0	5	3.3
Totals		0	168	18	31	.581	0	0	.000	4	15	.267	21	21	42	3.5	23	0	4	9	10	1	40	3.3

2014-15 Averages

Games played: 12
Minutes/game: 14.0
Points/game: 3.3
FG Pct: 58.1
FT Pct: 26.7

Rebounds/game: 3.5
Assists/game: 0.3
Turnovers/game: 0.8
Assist/turnover ratio: 0.4
Steals/game: 0.1
Blocks/game: 0.8

Career Stats

Year	GP-GS	Min-Avg	FG-FGA	Pct	3FG-FGA	Pct	FT-FTA	Pct	Off-Def-Tot-Avg	PF-FO	Ast	TO	Blk	Stl	Pts	Avg
2013-14	25-4	157-6.3	26-42	.619	0-0	.000	7-16	.438	21-15-36-1.4	19-0	2	4	14	0	59	2.4
2014-15	12-0	168-14.0	18-31	.581	0-0	.000	4-15	.267	21-21-42-3.5	23-0	4	9	10	1	40	3.3
TOTAL	37-4	325-8.8	44-73	.603	0-0	.000	11-31	.355	42-36-78-2.1	42-0	6	13	24	1	99	2.7

PLAYER BIOS



32	Brian Long	6	5-9	155	Senior	Dumont, N.J. (River Dell)
-----------	-------------------	----------	------------	------------	---------------	----------------------------------

- Played a career-high five minutes and had a steal in the win over Montana State
- Saw his first action of the year in the win over Kansas
- Snatched an offensive rebound in UK's exhibition win over Georgetown College
- Has seen action in 19 games during his UK career
- Was a member of the 2011-12 national championship team

2014-15 Season Highs	Categories	Career Highs
-	Pts	2, vs. Penn State (11/19/11)
-	Rebs.	1, twice
-	FG Made	-
2, vs. Montana State (11/23/14)	FG Atts.	2, twice, last vs. MSU (11/23/14)
-	3-FG Made	-
-	3-FG Atts.	1, vs. Lafayette (11/16/12)
-	FTs Made	2, vs. Penn State (11/19/11)
-	FTs Atts.	4, vs. Penn State (11/19/11)
-	Assists	-
1, vs. Montana State (11/23/14)	Steals	1, twice, last vs. MSU (11/23/14)
-	Blocks	-
5, vs. Montana State (11/23/14)	Minutes	5, vs. Montana State (11/23/14)

2014-15 Game-by-Game

Opponent	Date	GS	Min	FG	FGA	Pct	3FG	3FGA	Pct	FT	FTA	Pct	Off	Def	Tot	Avg	Pf	FO	A	TO	Blk	Stl	Pts	Avg	
GRAND CANYON	11/14/14		DNP																						
BUFFALO	11/16/14		DNP																						
vs Kansas	11/18/14	1	0	0	.000	0	0	.000	0	0	.000	0	0	0	0.0	0	0	0	0	0	0	0	0	0.0	
BOSTON	11/21/14		DNP																						
MONTANA STATE	11/23/14	5	0	2	.000	0	2	.000	0	0	.000	0	0	0	0.0	0	0	0	0	0	0	1	0	0.0	
UT ARLINGTON	11/25/14	1	0	0	.000	0	0	.000	0	0	.000	0	0	0	0.0	0	0	0	0	0	0	0	0	0.0	
PROVIDENCE	11/30/14		DNP																						
TEXAS	12/05/14		DNP																						
EKU	12/07/14		DNP																						
COLUMBIA	12/10/14		DNP																						
^{21/18} NORTH CAROLINA	12/13/14		DNP																						
vs UCLA	12/20/14	1	0	0	.000	0	0	.000	0	0	.000	0	0	0	0.0	0	0	0	0	0	0	0	0	0.0	
Totals		0	8	0	2	.000	0	2	.000	0	0	.000	0	0	0	0.0	0	0	0	0	0	1	0	0.0	

2014-15 Averages

Games played: 4	3FG Pct: 0.0
Minutes/game: 2.0	Steals/game: 0.3
FG Pct: 0.0	

Career Stats

Year	GP-GS	Min-Avg	FG-FGA	Pct	3FG-FGA	Pct	FT-FTA	Pct	Off-Def-Tot-Avg	Pf-FO	Ast	TO	Blk	Stl	Pts	Avg
2011-12	12-0	17-1.4	0-1	.000	0-0	.000	2-4	.500	1-1-2-0.2	0-0	0	0	0	0	2	0.2
2012-13	3-0	6-2.0	0-3	.000	0-1	.000	0-0	.000	0-0-0-0.0	0-0	0	0	0	1	0	0.0
2013-14	1-0	1-1.0	0-0	.000	0-0	.000	0-0	.000	0-0-0-0.0	0-0	0	0	0	0	0	0.0
2014-15	4-0	8-2.0	0-2	.000	0-2	.000	0-0	.000	0-0-0-0.0	0-0	0	0	0	1	0	0.0
TOTAL	20-0	32-1.6	0-6	.000	0-3	.000	2-4	.500	1-1-2-0.1	0-0	0	0	0	2	2	0.1

PLAYER BIOS



41	Trey Lyles	F	6-10	235	Freshman	Indianapolis (Arsenal Tech)
----	------------	---	------	-----	----------	-----------------------------

- Started each of the past two games
- Posted his first career double-double vs. ECU
- Led UK in scoring vs. Buffalo with 12 points on 4-of-5 shooting from the field
- Named SEC Freshman of the Week on Nov. 17
- Scored 14 points against Grand Canyon behind 6-of-10 shooting with one 3-pointer and four rebounds
- Indiana Mr. Basketball as a senior

2014-15 Season Highs	Categories	Career Highs
14, vs. Grand Canyon (11/14/14)	Pts	14, vs. Grand Canyon (11/14/14)
10, twice, last vs. Columbia (11/10/14)	Rebs.	10, twice, last vs. Columbia (11/10/14)
6, vs. Grand Canyon (11/14/14)	FG Made	6, vs. Grand Canyon (11/14/14)
10, vs. Grand Canyon (11/14/14)	FG Atts.	10, vs. Grand Canyon (11/14/14)
1, three times, last vs. UTA (11/25/14)	3-FG Made	1, three times, last vs. UTA (11/25/14)
5, vs. Montana State (11/23/14)	3-FG Atts.	5, vs. Montana State (11/23/14)
6, vs. Montana State (11/23/14)	FTs Made	6, vs. Montana State (11/23/14)
6, vs. Montana State (11/23/14)	FTs Atts.	6, vs. Montana State (11/23/14)
4, vs. Montana State (11/23/14)	Assists	4, vs. Montana State (11/23/14)
1, six times, last (12/20/14)	Steals	1, six times, last (12/20/14)
2 vs. Columbia (12/10/14)	Blocks	2 vs. Columbia (12/10/14)
30, vs. Columbia (12/10/14)	Minutes	30, vs. Columbia (12/10/14)

2014-15 Game-by-Game

Opponent	Date	GS	Min	FG	FGA	Pct	3FG	3FGA	Pct	FT	FTA	Pct	Off	Def	Tot	Avg	PF	FO	A	TO	Blk	Stl	Pts	Avg	
GRAND CANYON	11/14/14		17	6	10	.600	1	4	.250	1	1	1.000	1	3	4	4.0	1	0	0	1	0	0	14	14.0	
BUFFALO	11/16/14		20	4	5	.800	1	2	.500	3	4	.750	1	3	4	4.0	3	0	3	3	0	1	12	13.0	
vs Kansas	11/18/14		19	1	5	.200	0	2	.000	2	2	1.000	1	3	4	4.0	1	0	0	0	0	1	4	10.0	
BOSTON	11/21/14		13	4	6	.667	0	1	.000	0	0	.000	0	2	2	3.5	3	0	2	0	1	1	8	9.5	
MONTANA STATE	11/23/14		17	1	9	.111	0	5	.000	6	6	1.000	1	5	6	4.0	0	0	4	0	1	0	8	9.2	
UT ARLINGTON	11/25/14		21	4	6	.667	1	2	.500	1	3	.333	1	8	9	4.8	3	0	1	5	0	0	10	9.3	
RV/25 PROVIDENCE	11/30/14		18	0	3	.000	0	0	.000	0	0	.000	2	3	5	4.9	1	0	1	1	0	1	0	8.0	
6/7 TEXAS	12/05/14		13	2	2	1.000	0	0	.000	0	3	.000	3	2	5	4.9	4	0	0	1	0	0	4	7.5	
EKU	12/07/14		22	4	8	.500	0	2	.000	2	2	1.000	1	9	10	5.4	1	0	1	2	0	1	10	7.8	
COLUMBIA	12/10/14		30	3	8	.375	0	1	.000	1	2	.500	4	6	10	5.9	0	0	2	0	2	0	7	7.7	
21/18 NORTH CAROLINA	12/13/14	*	23	4	6	.667	0	1	.000	1	2	.500	2	1	3	5.6	2	0	1	1	0	1	9	7.8	
vs UCLA	12/20/14	*	21	3	6	.500	0	1	.000	3	4	.750	3	1	4	5.5	1	0	2	1	0	1	9	7.9	
Totals			2	234	36	74	.486	3	21	.143	20	29	.690	20	46	66	5.5	20	0	17	15	4	7	95	7.9

2014-15 Averages

Games played: 12
Minutes/game: 19.5
Points/game: 7.9
FG Pct: 48.6
3FG Pct: 14.3
FT Pct: 69.0

Rebounds/game: 5.5
Assists/game: 1.4
Turnovers/game: 1.3
Assist/turnover ratio: 1.1
Steals/game: 0.6
Blocks/game: 0.3

Career Stats

Year	GP-GS	Min-Avg	FG-FGA	Pct	3FG-FGA	Pct	FT-FTA	Pct	Off-Def-Tot-Avg	PF-FO	Ast	TO	Blk	Stl	Pts	Avg
2014-15	12-2	234-19.5	36-74	.486	3-21	.143	20-29	.690	20-46-66-5.5	20-0	17	15	4	7	95	7.9
TOTAL	12-2	234-19.5	36-74	.486	3-21	.143	20-29	.690	20-46-66-5.5	20-0	17	15	4	7	95	7.9

PLAYER BIOS



13	Sam Malone	6	5-11	185	Senior	Scituate, Mass. (Scituate)
----	------------	---	------	-----	--------	----------------------------

- Scored first point of season vs. Montana State
- Hauled in a rebound against No. 5 Kansas
- Had a bucket, a steal and an assist in a win over Georgetown College
- Earned the Elite 89 award at the Final Four for owning the event's highest GPA
- Has seen action in 12 career games
- One of six UK players to have won a high school state title

2014-15 Season Highs	Categories	Career Highs
1, vs. Montana State (11/23/14)	Pts.	4, vs. Marist (11/11/11)
2, vs. Montana State (11/23/14)	Rebs.	2, twice, last vs. MSU (11/23/14)
-	FG Made	2, vs. Marist (11/11/11)
1, vs. Montana State (11/23/14)	FG Atts.	2, twice
-	3-FG Made	-
-	3-FG Atts.	-
1, vs. Montana State (11/23/14)	FTs Made	1, vs. Montana State (11/23/14)
2, vs. Montana State (11/23/14)	FTs Atts.	2, vs. Montana State (11/23/14)
-	Assists	1, vs. St. John's (12/1/11)
-	Steals	-
-	Blocks	-
3, vs. Montana State (11/23/14)	Minutes	4, vs. Penn State (11/19/11)

2014-15 Game-by-Game

Opponent	Date	GS	Min	FG	FGA	Pct	3FG	3FGA	Pct	FT	FTA	Pct	Off	Def	Tot	Avg	PF	FO	A	TO	Blk	Stl	Pts	Avg
GRAND CANYON	11/14/14		DNP																					
BUFFALO	11/16/14		DNP																					
vs 5/5 Kansas	11/18/14	1	0	0	.000	0	0	.000	0	0	.000	0	1	1	1.0	0	0	0	0	0	0	0	0	0.0
BOSTON	11/21/14		DNP																					
MONTANA STATE	11/23/14	3	0	1	.000	0	0	.000	1	2	.500	1	1	2	1.5	0	0	0	1	0	0	1	0.5	
UT ARLINGTON	11/25/14		DNP																					
RV/25 PROVIDENCE	11/30/14		DNP																					
6/7 TEXAS	12/05/14		DNP																					
EKU	12/07/14		DNP																					
COLUMBIA	12/10/14		DNP																					
21/18 NORTH CAROLINA	12/13/14		DNP																					
vs. UCLA	12/20/14		DNP																					
Totals		0	4	0	1	.000	0	0	.000	1	2	.500	1	2	3	1.5	0	0	0	1	0	0	1	0.5

2014-15 Averages

Games played: 2
Minutes/game: 2.0
Points/game: 0.5
FG Pct: 0.0
FT Pct: 50.0

Rebounds/game: 1.5
Turnovers/game: 0.5

Career Stats

Year	GP-GS	Min-Avg	FG-FGA	Pct	FG-FGA	Pct	FT-FTA	Pct	Off-Def-Tot-Avg	PF-FO	Ast	TO	Blk	Stl	Pts	Avg
2011-12	6-0	13-2.2	3-6	.500	0-0	.000	0-0	.000	0-2-2-0.3	0-0	1	4	0	0	6	1.0
2012-13	3-0	6-2.0	0-0	.000	0-0	.000	0-0	.000	1-2-3-1.0	0-0	0	2	0	0	0	0.0
2013-14	1-0	0-0.0	0-0	.000	0-0	.000	0-0	.000	0-0-0-0.0	0-0	0	0	0	0	0	0.0
2014-15	2-0	4-2.0	0-1	.000	0-0	.000	1-2	.500	1-2-3-1.5	0-0	0	1	0	0	1	0.5
TOTAL	12-0	23-1.9	3-7	.429	0-0	.000	1-2	.500	2-6-8-0.7	0-0	1	7	0	0	7	0.6

PLAYER BIOS



22 Alex Poythress **F** **6-8** **235** **Junior** Clarksville, Tenn. (Northwest)

- Out for the season with a torn ACL in left knee
- Had a career-high two steals vs. Providence
- Blocked a career-high four shots vs. UTA
- Averaged a team-high 11.8 points per game while adding 5.7 rebounds per game in the Bahamas
- Has registered two career double-doubles
- Has played in a team-high 81 games, with 39 career starts
- Twin sister, Alexis, is also a student at UK

2014-15 Season Highs	Categories	Career Highs
9, vs. Grand Canyon (11/14/14)	Pts	22, twice
6, vs. Grand Canyon (11/14/14)	Rebs	13, vs. UNC Asheville (11/8/13)
3, three times, last vs. UT (12/5/14)	FG Made	9, three times
7, three times, last vs. UTA (11/25/14)	FG Atts.	12, twice
-	3-FG Made	2, twice
3, vs. Kansas (11/18/14)	3-FG Atts.	3, twice, last (11/18/14)
4, vs. Kansas (11/18/14)	FTs Made	8, three times
4, three times, last (12/7/14)	FTs Atts.	10, twice
1, twice, last vs. PC (11/30/14)	Assists	3, twice
2, vs. Providence (11/30/14)	Steals	2, three times, last vs. PC (11/30/14)
4, vs. UTA (11/25/14)	Blocks	4, vs. UTA (11/25/14)
24, vs. Grand Canyon (11/14/14)	Minutes	40, vs. Missouri (2/23/13)

2014-15 Game-by-Game

Opponent	Date	GS	Min	FG	FGA	Pct	3FG	3FGA	Pct	FT	FTA	Pct	Off	Def	Tot	Avg	PF	FO	A	TO	Blk	Stl	Pts	Avg	
GRAND CANYON	11/14/14	*	24	3	7	.429	0	1	.000	3	4	.750	4	2	6	6.0	1	0	1	3	2	0	9	9.0	
BUFFALO	11/16/14	*	20	3	7	.429	0	2	.000	0	0	.000	1	0	1	3.5	1	0	0	2	0	1	6	7.5	
vs 5/5 Kansas	11/18/14	*	19	0	5	.000	0	3	.000	4	4	1.000	1	2	3	3.3	2	0	0	0	2	1	4	6.3	
MONTANA STATE	11/23/14		DNP																						
UT ARLINGTON	11/25/14	*	20	2	7	.286	0	1	.000	0	0	.000	3	6	9	4.8	2	0	0	2	4	0	4	5.8	
RV/25 PROVIDENCE	11/30/14	*	22	3	5	.600	0	0	.000	0	0	.000	1	2	3	4.4	2	0	1	0	1	2	6	5.8	
6/7 TEXAS	12/05/14	*	21	3	6	.500	0	0	.000	2	2	1.000	1	1	2	4.0	5	1	0	1	1	0	8	6.2	
EKU	12/07/14	*	21	0	2	.000	0	0	.000	3	4	.750	0	4	4	4.0	2	0	0	0	2	0	3	5.7	
COLUMBIA	12/10/14	*	15	2	3	.667	0	0	.000	0	0	.000	1	1	2	3.8	2	0	0	0	0	0	4	5.5	
21/16 NORTH CAROLINA	11/13/14		DNP																						
vs. UCLA	12/20/14		DNP																						
Totals			8	162	16	42	.381	0	7	.000	12	14	.857	12	18	30	3.8	17	1	2	8	12	4	44	5.5

2014-15 Averages

Games played: 8
Minutes/game: 20.3
Points/game: 5.5
FG Pct: 38.1
3FG Pct: 0.0
FT Pct: 85.7

Rebounds/game: 3.8
Assists/game: 0.3
Turnovers/game: 1.0
Assist/turnover ratio: 0.3
Steals/game: 0.5
Blocks/game: 1.5

Career Stats

Year	GP-GS	Min-Avg	FG-FGA	Pct	3FG-FGA	Pct	FT-FTA	Pct	Off-Def-Tot-Avg	PF-FO	Ast	TO	Blk	Stl	Pts	Avg
2012-13	33-31	852-25.8	133-229	.581	14-33	.424	91-132	.689	62-137-199-6.0	88-6	22	66	14	9	371	11.2
2013-14	40-0	734-18.4	88-177	.497	8-33	.242	50-80	.625	72-109-181-4.5	85-2	17	38	29	12	234	5.9
2014-15	8-8	162-20.3	16-42	.381	0-7	.000	12-14	.857	12-18-30-3.8	17-1	2	8	12	4	44	5.5
TOTAL	81-39	1748-21.6	237-448	.529	22-73	.301	153-226	.677	146-264-410-5.1	190-9	41	112	55	25	649	8.0

PLAYER BIOS



12 Karl-Anthony Towns F 6-11 255 Freshman Piscataway, N.J. (St. Joseph)

- SEC Freshman of the Week twice this season
- UK's leading shot-blocker with 31 (2.6 per game)
- Finished with a game-high 10 rebounds vs. UCLA, his third game this season with 10 or more boards
- Had a career-high 19 points, including going 8 of 9 from the field vs. ECU for his fourth straight game in double figures
- National Gatorade High School Player of the Year (2014)

2014-15 Season Highs	Categories	Career Highs
19, vs. ECU (12/7/14)	Pts	19, vs. ECU (12/7/14)
11, vs. UTA (11/25/14)	Rebs	11, vs. UTA (11/25/14)
8, vs. ECU (12/7/14)	FG Made	8, vs. ECU (12/7/14)
9, vs. ECU (12/7/14)	FG Atts.	9, vs. ECU (12/7/14)
1, five times, last vs. CU (12/10/14)	3-FG Made	1, five times, last vs. CU (12/10/14)
1, three times, last (12/7/14)	3-FG Atts.	1, three times (12/7/14)
6, vs. Texas (12/5/14)	FTs Made	6, vs. Texas (12/5/14)
7, vs. Providence (11/30/14)	FTs Atts.	7, vs. Providence (11/30/14)
4, vs. UTA (11/25/14)	Assists	4, vs. UTA (11/25/14)
1, five times, last vs. CU (12/10/14)	Steals	1, five times, last vs. CU (12/10/14)
6, vs. Montana State (11/23/14)	Blocks	6, vs. Montana State (11/23/14)
23, twice, last vs. ECU (12/7/14)	Min.	23, twice, last vs. ECU (12/7/14)

2014-15 Game-by-Game

Opponent	Date	GS	Min	FG	FGA	Pct	3FG	3FGA	Pct	FT	FTA	Pct	Off	Def	Tot	Avg	PF	FO	A	TO	Blk	Stl	Pts	Avg	
GRAND CANYON	11/14/14	*	22	3	7	.429	0	1	.000	2	2	1.000	3	5	8	8.0	3	0	2	2	3	0	8	8.0	
BUFFALO	11/16/14	*	10	1	6	.167	0	1	.000	1	2	.500	2	3	5	6.5	5	1	0	1	0	0	3	5.5	
vs 5/5 Kansas	11/18/14	*	18	4	8	.500	0	0	.000	1	2	.500	1	7	8	7.0	3	0	3	0	4	0	9	6.7	
BOSTON	11/21/14	*	23	1	4	.250	0	0	.000	2	2	1.000	1	3	4	6.3	2	0	1	4	5	1	4	6.0	
MONTANA STATE	11/23/14	*	20	4	6	.667	0	1	.000	0	0	.000	3	7	10	7.0	1	0	1	2	6	0	8	6.4	
UT ARLINGTON	11/25/14	*	17	5	5	1.000	0	0	.000	3	5	.600	5	6	11	7.7	0	0	4	0	3	1	13	7.5	
RV/25 PROVIDENCE	11/30/14	*	20	4	7	.571	0	0	.000	3	7	.429	2	4	6	7.4	4	0	0	2	0	0	11	8.0	
6/7 TEXAS	12/05/14	*	16	2	5	.400	0	0	.000	6	6	1.000	1	2	3	6.9	3	0	0	0	0	1	10	8.3	
ECU	12/07/14	*	23	8	9	.889	1	1	1.000	2	2	1.000	2	7	9	7.1	1	0	2	2	4	1	19	9.4	
COLUMBIA	12/10/14	*	19	3	8	.375	0	1	.000	0	0	.000	0	3	3	6.7	1	0	1	0	3	1	6	9.1	
21/18 NORTH CAROLINA	12/13/14	*	19	0	0	.000	0	0	.000	2	2	1.000	1	1	2	6.3	1	0	0	0	1	0	2	8.5	
vs UCLA	12/20/14	*	20	2	5	.400	0	0	.000	0	0	.000	3	7	10	6.6	3	0	0	2	2	0	4	8.1	
Totals			12	227	37	70	.529	1	5	.200	22	30	.733	24	55	79	6.6	27	1	14	15	31	5	97	8.1

2014-15 Averages

Games played: 12
 Minutes/game: 18.9
 Points/game: 8.1
 FG Pct: 52.9
 3FG Pct: 20.0
 FT Pct: 73.3

Rebounds/game: 6.6
 Assists/game: 1.2
 Turnovers/game: 1.3
 Assist/turnover ratio: 0.9
 Steals/game: 0.4
 Blocks/game: 2.6

Career Stats

Year	GP-GS	Min-Avg	FG-FGA	Pct	3FG-FGA	Pct	FT-FTA	Pct	Off-Def-Tot-Avg	PF-FO	Ast	TO	Blk	Stl	Pts	Avg
2014-15	12-12	227-18.9	37-70	.529	1-5	.200	22-30	.733	24-55-79-6.6	27-1	14	15	31	5	97	8.1
TOTAL	12-12	227-18.9	37-70	.529	1-5	.200	22-30	.733	24-55-79-6.6	27-1	14	15	31	5	97	8.1

PLAYER BIOS



3	Tyler Ulis	6	5-9	155	Freshman	Lima, Ohio (Marion Catholic)
----------	-------------------	----------	------------	------------	-----------------	-------------------------------------

- Had a career-high seven rebounds vs. UCLA
- Dished a career-high eight assists, the most by a Wildcat this season, against UNC
- Had career highs in steals (three) and blocks (one) vs. Providence
- Had a career-high four rebounds and two steals, adding two assists and three points vs. Boston U.
- Dished out six assists in the win over Buffalo

2014-15 Season Highs	Categories	Career Highs
12, vs. Buffalo (11/16/14)	Pts	12, vs. Buffalo (11/16/14)
7, vs. UCLA (11/20/14)	Rebs	7, vs. UCLA (11/20/14)
4, vs. Buffalo (11/16/14)	FG Made	4, vs. Buffalo (11/16/14)
6, vs. Providence (11/30/14)	FG Atts.	6, vs. Providence (11/30/14)
4, vs. Buffalo (11/16/14)	3-FG Made	4, vs. Buffalo (11/16/14)
5, vs. Buffalo (11/16/14)	3-FG Atts.	5, vs. Buffalo (11/16/14)
2, vs. Kansas (11/18/14)	FTs Made	2, vs. Kansas (11/18/14)
2, vs. Kansas (11/18/14)	FTs Atts.	2, vs. Kansas (11/18/14)
8, vs. UNC (12/13/14)	Assists	8, vs. UNC (12/13/14)
3, vs. Providence (11/30/14)	Steals	3, vs. Providence (11/30/14)
1, vs. Providence (11/30/14)	Blocks	1, vs. Providence (11/30/14)
24, vs. UNC (12/13/14)	Min.	24, vs. UNC (12/13/14)

2014-15 Game-by-Game

Opponent	Date	GS	Min	FG	FGA	Pct	3FG	3FGA	Pct	FT	FTA	Pct	Off	Def	Tot	Avg	PF	FO	A	TO	Blk	Stl	Pts	Avg
GRAND CANYON	11/14/14		16	2	3	.667	1	2	.500	0	0	.000	0	1	1	1.0	2	0	2	2	0	1	5	5.0
BUFFALO	11/16/14		22	4	5	.800	4	5	.800	0	0	.000	1	0	1	1.0	2	0	6	0	0	1	12	8.5
vs 5/5 Kansas	11/18/14		17	1	2	.500	0	1	.000	2	2	1.000	0	2	2	1.3	0	0	0	2	0	1	4	7.0
BOSTON	11/21/14		20	1	3	.333	1	3	.333	0	0	.000	1	3	4	2.0	1	0	2	3	0	2	3	6.0
MONTANA STATE	11/23/14		16	3	3	1.000	2	2	1.000	0	0	.000	0	2	2	2.0	2	0	5	1	0	2	8	6.4
UT ARLINGTON	11/25/14		20	0	2	.000	0	1	.000	0	0	.000	0	0	0	1.7	0	0	5	1	0	1	0	5.3
RV/25 PROVIDENCE	11/30/14		20	3	6	.500	0	0	.000	0	0	.000	3	0	3	1.9	0	0	1	0	1	3	6	5.4
6/7 TEXAS	12/05/14		20	1	5	.200	0	1	.000	0	0	.000	0	1	1	1.8	1	0	4	0	0	2	2	5.0
EKU	12/07/14		DNP																					
COLUMBIA	12/10/14		DNP																					
21/18 NORTH CAROLINA	12/13/14		24	1	5	.200	1	3	.333	0	0	.000	1	1	2	1.8	3	0	8	3	0	0	3	4.8
vs UCLA	12/20/14		18	3	5	.600	1	1	1.000	0	0	.000	3	4	7	2.3	1	0	6	1	0	0	7	5.0
Totals		0	193	19	39	.487	10	19	.526	2	2	1.000	9	14	23	2.3	12	0	39	13	1	13	50	5.0

2014-15 Averages

Games played: 10
Minutes/game: 19.3
Points/game: 5.0
FG Pct: 48.7
3FG Pct: 52.6
FT Pct: 100.0

Rebounds/game: 2.3
Assists/game: 3.9
Turnovers/game: 1.3
Assist/turnover ratio: 3.0
Steals/game: 1.3
Blocks/game: 0.1

Career Stats

Year	GP-GS	Min-Avg	FG-FGA	Pct	3FG-FGA	Pct	FT-FTA	Pct	Off-Def-Tot-Avg	PF-FO	Ast	TO	Blk	Stl	Pts	Avg
2014-15	10-0	193-19.3	19-39	.487	10-19	.526	2-2	1.000	9-14-23-2.3	12-0	39	13	1	13	50	5.0
TOTAL	10-0	193-19.3	19-39	.487	10-19	.526	2-2	1.000	9-14-23-2.3	12-0	39	13	1	13	50	5.0

PLAYER BIOS



35 **Derek Willis** **F** **6-9** **220** **Sophomore** **Mt. Washington, Ky (Bullitt East)**

- Has made a 3 in each of the past three games he's played in
- Made big shots vs. Columbia, including the go-ahead free throw with 13:18 left, after which UK never trailed
- Recorded career highs in rebounds (five) and minutes (12) in win over Montana State
- Sunk his only 3-point attempt and two free throws vs. No. 5 KU
- Scored a career-high six points in wins over Robert Morris and Northern Kentucky as a freshman

2014-15 Season Highs	Categories	Career Highs
5, twice, last vs. Columbia (12/10/14)	Pts	6, twice
5, vs. Montana State (11/23/14)	Rebs	5, vs. Montana State (11/23/14)
1, five times, last vs. UCLA (12/20/14)	FG Made	1, seven times, last vs. last vs. UCLA (12/20/14)
4, twice, last vs. UCLA (12/20/14)	FG Atts.	4, twice, last vs. UCLA (12/20/14)
1, four times, last vs. UCLA (12/20/14)	3-FG Made	1, five times, last vs. UCLA (12/20/14)
4, twice, last vs. UCLA (12/20/14)	3-FG Atts.	4, twice, last vs. UCLA (12/20/14)
2, three times, last vs. CU (12/10/14)	FTs Made	4, vs. Robert Morris (11/17/13)
2, three times, last vs. CU (12/10/14)	FTs Atts.	6, vs. UNC Asheville (11/8/13)
1, twice, last vs. EKU (12/7/14)	Assists	1, twice, last vs. EKU (12/7/14)
1, vs. Kansas (11/18/14)	Steals	1, vs. Kansas (11/18/14)
1, twice, last vs. UCLA (12/20/14)	Blocks	1, twice, last vs. UCLA (12/20/14)
12 vs. Montana State (11/23/14)	Minutes	12 vs. Montana State (11/23/14)

2014-15 Game-by-Game

Opponent	Date	GS	Min	FG	FGA	Pct	3FG	3FGA	Pct	FT	FTA	Pct	Off	Def	Tot	Avg	PF	FO	A	TO	Blk	Stl	Pts	Avg
GRAND CANYON	11/14/14		DNP																					
BUFFALO	11/16/14		DNP																					
vs 5/5 Kansas	11/18/14	4	11	1	1	1.000	1	1	1.000	2	2	1.000	0	0	0	0.0	0	0	0	1	0	1	5	5.0
BOSTON	11/21/14	4	0	1		.000	0	1	.000	0	0	.000	0	0	0	0.0	0	0	0	0	0	0	0	2.5
MONTANA STATE	11/23/14	12	1	2		.500	0	1	.000	0	0	.000	1	4	5	1.7	0	0	0	1	0	0	2	2.3
UT ARLINGTON	11/25/14	10	1	1		1.000	0	0	.000	2	2	1.000	1	0	1	1.5	1	0	1	1	0	0	4	2.8
RV/25 PROVIDENCE	11/30/14		DNP																					
6/7 TEXAS	12/5/14		DNP																					
EKU	12/07/14	2	1	1		1.000	1	1	1.000	0	0	.000	0	0	0	1.2	0	0	1	0	0	0	3	2.8
COLUMBIA	12/10/14	9	1	1		.250	1	4	.250	2	2	1.000	1	0	1	1.2	0	0	0	0	0	0	5	3.2
21/18 NORTH CAROLINA	12/13/14		DNP																					
vs UCLA	12/20/14	11	1	4		.250	1	4	.250	0	0	.000	0	2	2	1.3	0	0	0	0	3	0	3	3.1
Totals		0	52	6	14	.429	4	12	.333	6	6	1.000	3	6	9	1.3	1	0	2	3	3	1	22	3.1

2014-15 Averages

Games played: 7
 Minutes/game: 7.4
 Points/game: 3.1
 FG Pct: 42.9
 3FG Pct: 33.3
 FT Pct: 100.0

Rebounds/game: 1.3
 Assists/game: 0.3
 Turnovers/game: 0.4
 Assist/turnover ratio: 0.7
 Steals/game: 0.1
 Blocks/game: 0.4

Career Stats

Year	GP-GS	Min-Avg	FG-FGA	Pct	3FG-3FGA	Pct	FT-FTA	Pct	Off-Def-Tot-Avg	PF-FO	Ast	TO	Blk	Stl	Pts	Avg
2013-14	14-0	39-2.8	3-9	.333	1-6	.167	9-12	.750	1-7-8-0.6	0-0	0	4	0	1	16	1.1
2014-15	7-0	52-7.4	6-14	.429	4-12	.333	6-6	1.000	3-6-9-1.3	1-0	2	3	3	1	22	3.1
TOTAL	21-0	91-4.3	9-23	.391	5-18	.278	15-18	.833	4-13-17-0.8	1-0	2	7	3	2	38	1.8



THE LAST TIME...

INDIVIDUALS

Scored 25 Points - Julius Randle (25) at Ole Miss, 2/18/14

Scored 30 Points - Brandon Knight (30) vs. WVU, 3/19/11

Scored 35 Points - Terrence Jones (35) vs. Auburn, 1/11/11

Scored 40 Points - Jodie Meeks (45) at Arkansas, 2/14/09

Scored 45 Points - Jodie Meeks (45) at Arkansas, 2/14/09

Scored 50 Points - Jodie Meeks (54) at Tennessee, 1/13/09

Two Players Had 20 Points - Aaron Harrison (21)/James Young (20), vs. LSU, 2/22/14

Three Players Had 20 Points - DeMarcus Cousins (27)/John Wall (21)/Patrick Patterson (20) vs. Sam Houston State, 11/19/09

Two Players Had 30 Points - Patrick Patterson (33) and Jodie Meeks (32) vs. Tennessee State, 12/22/08

Scored 20 Points in Two Straight Games - James Young (2) 1/28/14-2/1/14

Scored 20 Points in Three Straight Games - Julius Randle (3) 11/08/13 - 11/12/13

Scored 20 Points in Four Straight Games - Alex Poythress (4) 11/13/12 - 11/23/12

Scored 20 points in Five Straight Games - Jodie Meeks (9) 12/29/08 - 1/31/09

Scored 20 points in Six Straight games - Jodie Meeks (9) 12/29/08 - 1/31/09

Scored 20 points in Seven Straight games - Jodie Meeks (9) 12/29/08 - 1/31/09

Scored 20 points in Eight Straight games - Jodie Meeks (9) 12/29/08 - 1/31/09

Scored 20 points in Nine Straight games - Jodie Meeks (9) 12/29/08 - 1/31/09

Scored 20 points in 10 Straight games - Kevin Grevey (12) 12/20/74 - 1/27/75

Scored 20 points in 12 Straight games - Kevin Grevey (12) 12/20/74 - 1/27/75

Scored 25 Points in Three Straight Games - Tayshaun Prince (3) 3/11/01-3/17/01

Scored 30 Points in Two Straight Games - Jodie Meeks vs. Appalachian State (46) 12/20/08; vs. Tennessee State (32) 12/22/08

Scored 30 Points in Three Straight Games - Dan Issel (6) 2/14/70-3/2/70

Scored in double figures in 10 straight Games - Julius Randle (13) 11/8/13-12/28/13

Scored in double figures in 15 straight Games - Brandon Knight (28) 11/30/10 - 3/13/11

Scored in double figures in 20 straight Games - Brandon Knight (28) 11/30/10 - 3/13/11

Scored in double figures in 25 straight Games - Brandon Knight (28) 11/30/10 - 3/13/11

Scored in double figures in 30 straight Games - Jodie Meeks (32) 11/14/08 - 3/12/09

Five Players Scored in Double Figures - Devin Booker (19), Karl-Anthony Towns (13), Dakari Johnson (12), Aaron Harrison (11), Andrew Harrison (11), Trey Lyles (10) vs. UT Arlington, 11/25/14

Six Players Scored in Double Figures - Devin Booker (19), Karl-Anthony Towns (13), Dakari Johnson (12), Aaron Harrison (11), Andrew Harrison (11), Trey Lyles (10) vs. UT Arlington, 11/25/14

Seven Players Scored in Double Figures - Randolph Morris (17), Kelenna Azubuike (15), Patrick Sparks (14), Chuck Hayes (12), Rajon Rondo (11), Ravi Moss (10) and Ramel Bradley (10) vs. Mississippi State 2/19/05

Four Players with 15 or more points - Julius Mays (24), Alex Poythress (21), Archie Goodwin (18), Ryan Harrow (15) vs. Missouri, 2/23/13

Double-Double - Willie Cauley-Stein (10 points, 10 rebounds) vs. Columbia, 12/10/14

Triple-Double - Chris Mills (19 points, 10 rebounds, 10 assists) vs. Austin Peay, 12/27/88

20-10 Game - Willie Cauley-Stein (21 points, 12 rebounds) vs. Texas, 12/5/14

20-15 Game - Julius Randle (23 points, 15 rebounds) vs. UNC Asheville, 11/8/13

30-10 Game - Tayshaun Prince (33 points, 11 rebounds) vs. Tennessee State, 12/22/98

Back-to-back 20-10 Games - Julius Randle (2) 11/8/13-11/10/13

Three-Straight 20-10 Games - Julius Randle (3) 11/8/13-11/12/13

Double-Double in Points and Rebs - Willie Cauley-Stein (10 points, 10 rebounds) vs. Columbia, 12/10/14

Double-Double in Points and Assists - Marquis Teague (12 points, 10 assists) vs. Florida, 2/7/12

Double-Double in Points and Blocks - Never

Double-Double in Points and Steals - Never

Double-double in two consecutive games - Julius Randle (19p, 15r) vs. Kansas State, 3/21/14; (13 p, 10 r), vs. Wichita State, 3/23/14; (15 p, 12 r), vs. Louisville, 3/28/14;

(16 p, 11 r), vs. Michigan, 3/30/14

Double-double in three consecutive games - Julius Randle (19p, 15r) vs. Kansas State, 3/21/14; (13 p, 10 r), vs. Wichita State, 3/23/14; (15 p, 12 r), vs. Louisville, 3/28/14; (16 p, 11 r), vs. Michigan, 3/30/14

Double-double in four consecutive games - Julius Randle (19p, 15r) vs. Kansas State, 3/21/14; (13 p, 10 r), vs. Wichita State, 3/23/14; (15 p, 12 r), vs. Louisville, 3/28/14; (16 p, 11 r), vs. Michigan, 3/30/14

Double-double in five consecutive games - Julius Randle (14p, 10r) at Arkansas, (2/27/14); (10p, 15r) at South Carolina (3/1/14); (12 p, 11 r) vs. Alabama, (3/4/14); (16 p, 10 r) at Florida, (3/8/14); (17 p, 16 r) vs. LSU, (3/14/14); (12 p, 11 r) vs. Georgia, (3/15/14)

Double-double in six consecutive games - Julius Randle (14p, 10r) at Arkansas, (2/27/14); (10p, 15r) at South Carolina (3/1/14); (12 p, 11 r) vs. Alabama, (3/4/14); (16 p, 10 r) at Florida, (3/8/14); (17 p, 16 r) vs. LSU, (3/14/14); (12 p, 11 r) vs. Georgia, (3/15/14)

Double-double in seven consecutive games - Julius Randle (7) 11/18/13-11/27/13

Double-double in 10 consecutive games - Jim Andrews, 1972-73 season

Two players record double-doubles- Willie Cauley-Stein (16 points, 13 rebounds), Julius Randle (14 points, 10 rebounds) vs. Arkansas, 2/27/14

Three players record double-doubles- DeMarcus Cousins (19 pts, 14 rebs)/Patrick Patterson (19 pts, 10 rebs)/John Wall (18 pts, 10 rebs) at Mississippi State, 2/16/10

Four players record double-doubles- Jack Givens (30 pts, 13 rebs)/Kyle Macy (16 pts, 10 assts)/Mike Phillips (22 pts, 18 rebs)/Rick Robey (23 pts, 13 rebs) vs. Southern Methodist, 11/26/77

Five players record double-doubles- Never

Made 12 FG in a game - Terrence Jones (12) vs. OU, 11/22/10

Made 15 FG in a game - Jodie Meeks (17) at ARK., 2/14/09

Made 16 FG in a game - Jodie Meeks (17) at ARK, 2/14/09

Made 17 FG in a game - Jodie Meeks (17) at ARK, 2/14/09

Made 18 FG in a game - Melvin Turpin (18) vs. UGA, 3/8/84

Made 19 FG in a game - Dan Issel (19) vs. Alabama 2/23/70

Made 20 FG in a game - Dan Issel (23) vs. Ole Miss 2/7/70

Made 21 FG in a game - Dan Issel (23) vs. Ole Miss 2/7/70

Made 22 FG in a game - Dan Issel (23) vs. Ole Miss 2/7/70

Made 23 FG in a game - Dan Issel (23) vs. Ole Miss 2/7/70

Attempted 17 FG in a game - Aaron Harrison (17) vs. Florida (3/16/14)

Attempted 18 FG in a game - James Young (18) at LSU (1/28/14)

Attempted 19 FG in a game - Kyle Wiltjer (19) at Ole Miss (1/29/13)

Attempted 20 FG in a game - Brandon Knight (23) vs. UConn, 4/2/11

Attempted 25 FG in a game - Jodie Meeks (27) vs. VMI, 11/14/08

Made 5 3-pointers in a game - Devin Booker (5) vs. UCLA (12/20/14)

Made 6 3-pointers in a game - Kyle Wiltjer (7) vs. Lipscomb, 12/15/12

Made 7 3-pointers in a game - Kyle Wiltjer (7) vs. Lipscomb, 12/15/12

Made 8 3-pointers in a game - Eric Bledsoe (8) vs. East Tennessee State (NCAA Tournament), 3/18/10

Made 9 3-pointers in a game - Jodie Meeks (10) at Tennessee, 1/13/09

Made 10 3-pointers in a game - Jodie Meeks (10) at Tennessee, 1/13/09

Made 11 3-pointers in a game - Never

Attempted 10 3-pointers in a game - James Young (10) vs. Alabama, 3/4/14

Attempted 15 3-pointers in a game - Jodie Meeks (15) at Tennessee, 1/13/09

Attempted 16 3-pointers in a game - Derrick Miller (16) vs. LSU 2/15/90

Attempted 17 3-pointers in a game - Derrick Miller (19) vs. Kansas 12/6/89

Attempted 18 3-pointers in a game - Derrick Miller (19) vs. Kansas 12/6/89

Attempted 19 3-pointers in a game - Derrick Miller (19) vs. Kansas 12/6/89

Made a 3-pointer in 10 straight games - Aaron Harrison (12), 2/27/14-4/7/14

Made a 3-pointer in 15 straight games - Julius Mays (18), 12/29/12-3/2/13

Made two 3-pointers in 10 straight games - Jodie Meeks (16), 12/3/08-1/31/09

Made three 3-pointers in 10 straight games - Gerald Fitch (20) 1/14/03-3/23/03

Made three 3-pointers in 15 straight games - Gerald Fitch (20) 1/14/03-3/23/03

Made three 3-pointers in 20 straight games - Gerald Fitch (20) 1/14/03-3/23/03

Made three 3-pointers in 25 straight games - Keith Bogans (29) 3/14/02-2/26/03

Made 8 FT in a game - Andrew Harrison (9), vs. North Carolina, 12/13/14

Made 9 FT in a game - Andrew Harrison (9), vs. North Carolina, 12/13/14

Made 10 FT in a game - Dakari Johnson (12), vs. UT Arlington, 11/25/14

Made 11 FT in a game - Dakari Johnson (12), vs. UT Arlington, 11/25/14

Made 12 FT in a game - Dakari Johnson (12), vs. UT Arlington, 11/25/14

Made 13 FT in a game - Julius Randle (13) at Ole Miss, 2/18/14

Made 14 FT in a game - Jodie Meeks (14) at UT, 1/13/09

Made 15 FT in a game - Rodrick Rhodes (16) vs. Ole Miss 1/18/95

Made 16 FT in a game - Rodrick Rhodes (16) vs. Ole Miss 1/18/95

Made 17 FT in a game - Dwight Anderson (18) vs. Mississippi State 2/12/79

Made 18 FT in a game - Dwight Anderson (18) vs. Mississippi State 2/12/79

Attempted 10 FT in a game - Andrew Harrison (10), vs. North Carolina, 12/13/14

Attempted 15 FT in a game - Julius Randle (16), vs. LSU, 3/14/14

Attempted 20 FT in a game - Heshimu Evans (20) vs. Ole Miss 3/5/99

15 Rebs - Julius Randle (15) vs. Kanas State, 3/21/14

16 Rebs - Julius Randle (16) vs. LSU, 3/14/14

20 Rebs - Jared Prickett (20) vs. Arkansas 2/9/94

25 Rebs - Mike Phillips (28) vs. Tennessee 1/10/76

30 Rebs - Cotton Nash (30) vs. Ole Miss 2/8/64

34 Rebs - Bob Burrow (34) vs. Temple 12/10/55

10+ Rebs in three consecutive games - Julius Randle (4) 3/21/14-3/30/14

10+ Rebs in four consecutive games - Julius Randle (4) 3/21/14-3/30/14

10+ Rebs in five consecutive games - Julius Randle (10) 2/12/14-3/15/14

10+ Rebs in six consecutive games - Julius Randle (10) 2/12/14-3/15/14

10+ Rebs in seven consecutive games - Julius Randle (10) 2/12/14-3/15/14

10+ Rebs in eight consecutive games - Julius Randle (10) 2/12/14-3/15/14

10+ Rebs in nine consecutive games - Julius Randle (10) 2/12/14-3/15/14

10+ Rebs in 10 consecutive games - Julius Randle (10) 2/12/14-3/15/14

Two players had 10 rebounds - Willie Cauley-Stein (10) and Trey Lyles (10) vs. Columbia, 12/10/14

Three players had 10 rebounds - Michael Kidd-Gilchrist (19), Terrence Jones (11), Anthony Davis (10) vs. Louisville, 12/31/11

7 Assists - Andrew Harrison (8) vs. UCLA, 12/20/14

8 Assists - Andrew Harrison (8) vs. UCLA, 12/20/14

9 Assists - Andrew Harrison (9) vs. Georgia, 3/15/14

10 Assists - Julius Mays (10) vs. Lafayette, 11/16/12

11 Assists - John Wall (11) vs. E. Tennessee St., 3/18/10

12 Assists - John Wall (16) vs. Hartford, 12/29/09

13 Assists - John Wall (16) vs. Hartford, 12/29/09

14 Assists - John Wall (16) vs. Hartford, 12/29/09

15 Assists - John Wall (16) vs. Hartford, 12/29/09

16 Assists - John Wall (16) vs. Hartford, 12/29/09

5+ Assists in Four Consecutive Games - John Wall (7) (2/27/10 to 3/27/10)

8+ Assists in Two Consecutive Games - Andrew Harrison (2) (3/14/14 to 3/15/14)

4 Blocks - Willie Cauley-Stein and Dakari Johnson (4), vs. UCLA, 12/20/14

5 Blocks - Karl-Anthony Towns (6), vs. Montana State, 11/23/14

6 Blocks - Karl-Anthony Towns (6), vs. Montana State, 11/23/14

7 Blocks - Willie Cauley-Stein (9) vs. Boise State, 12/10/13

8 Blocks - Willie Cauley-Stein (9) vs. Boise State, 12/10/13

9 Blocks - Willie Cauley-Stein (9) vs. Boise State, 12/10/13

10 Blocks - Nerlens Noel (12) at Ole Miss, 1/29/13

11 Blocks - Nerlens Noel (12) at Ole Miss, 1/29/13

12 Blocks - Nerlens Noel (12) at Ole Miss, 1/29/13

4 Steals - Willie Cauley-Stein (4), vs. North Carolina, 12/13/14

5 Steals - Willie Cauley-Stein (9), vs. Texas, 12/5/14

6 Steals - Willie Cauley-Stein (6) vs. Georgia, 1/25/14

7 Steals - Rajon Rondo (8) vs. Mississippi State, 2/19/05

8 Steals - Rajon Rondo (8) vs. Mississippi State, 2/19/05

Played every minute - Aaron Harrison (40) vs. Florida, 3/16/14

Played 40+ minutes - Julius Randle (40), vs. Arkansas, 2/27/14

Played over 50 minutes - Patrick Patterson (50) vs. Vanderbilt, 1/12/08

Technical Foul - John Calipari (2), Team (1), at South Carolina, 3/1/14

Fouled Out - Alex Poythress vs. Texas, 12/5/14

Two Players Fouled Out - Willie Cauley-Stein, Aaron Harrison at South Carolina, 3/1/14

Three Players Fouled Out - Archie Goodwin, Ryan Harrow, and Alex Poythress at Georgia, 3/7/13

Four Players Fouled Out - Terrence Jones, Josh Harrellson, Brandon Knight, Eloy Vargas, at UNC 12/4/10

TEAM

Started four freshmen - Aaron Harrison, Andrew Harrison, Dakari Johnson, Julius Randle, James Young vs. Connecticut, 4/7/14

Started five freshmen - Aaron Harrison, Andrew Harrison, Dakari Johnson, Julius Randle, James Young vs. Connecticut, 4/7/14

Scored 90 or More Points - 92 vs. UT Arlington, 11/25/14 (W, 92-44)

Scored 90 or More Points (SEC Game) - 90 vs. Missouri, 2/23/13 (W, 90-83, OT)

Scored 100 or More Points - 105 vs. UT Arlington, 11/19/13 (W, 105-76)

Scored 100 or More Points (SEC Game) - 101 vs. Arkansas, 1/23/10 (W, 101-70)

Scored 110 or More Points - 115 vs. Tennessee State [NCAA First round], 12/30/02 (W, 115-87)

Scored 110 or More Points (SEC Game) - 120 vs. Vanderbilt, 2/7/96 (W, 120-81)

Scored 120 or More Points - 120 vs. Vanderbilt, 2/7/96 (W, 120-81)

Scored 120 or More Points (SEC Game) - 120 vs. Vanderbilt, 2/7/96 (W, 120-81)

Scored 130 or More Points - 143 vs. Georgia, 2/27/56 (W, 143-66)

Scored 140 or More Points - 143 vs. Georgia, 2/27/56 (W, 143-66)

Scored 150 or More Points - Never

Scored Less than 50 Points - 48 vs. Vanderbilt, 3/15/13 (L, 64-48)

Allowed 90 or More Points -90 by Indiana, 3/23/12 (W, 102-90)

Allowed 90 or More Points (SEC Game) - 90 by Georgia, 3/4/09 (L, 90-85)

Allowed 100 or More Points - 111 by VMI, 11/14/08 (L, 111-103)

Allowed 100 or More Points (SEC Game) - 101 by Arkansas, 2/10/93 (L, 101-94)

Allowed Less Than 50 Points - 44 vs. UCLA, 12/20/14 (W, 83-44)

Allowed Less Than 50 Points (SEC) - 48 vs. Alabama 3/4/14 (W, 55-48)

Shot 70% from the field - .722 vs. Mississippi St., 2/15/86

Shot 65% from the field - .677 vs. LIU Brooklyn, 11/23/12

Shot 30% or less from the field - .296 vs. Baylor, 12/1/12

Allowed 50% shooting - .551 vs. Wichita State, 3/23/14

Allowed 60% shooting - .640 by Florida, 3/4/07

Allowed 20% or less shooting - .197 by Montana State, 11/23/14 (12-61)

Allowed 30% or less shooting - .268 by UCLA, 12/20/14 (19-71)

Held opponent to zero 3-pointers - at Auburn, 1/19/13 (0-15)

Shot 90% or Better from Free Throw Line - 90.0 (27-30) at Ole Miss (2/18/14)

Shot 100% from Free Throw Line - 11-11 vs. Florida, 2/7/12

Shot 50% or Less from Free Throw Line - .471 vs. Providence, 11/30/14 (8-17)

Attempted 40 FT - at Arkansas (40), 1/14/14

Attempted five or less FT - vs. South Carolina (4) 1/21/06

Made 30 FT - 30 vs. UNC Asheville (30-48) 11/8/13

Hit 10 3-pointers - 12 vs. UCLA, 12/20/14 (12-26)

Hit 11 3-pointers - 12 vs. UCLA, 12/20/14 (12-26)

Hit 12 3-pointers - 12 vs. UCLA, 12/20/14 (12-26)

Hit 13 3-pointers - 15 vs. Georgia, 3/1/12 (15-27)

Hit 14 3-pointers - 15 vs. Georgia, 3/1/12 (15-27)

Hit 15 3-pointers - 15 vs. Georgia, 3/1/12 (15-27)

Hit 16 3-pointers - 16 vs. UNC-Asheville, 12/23/96 (16-33)

Hit 17 3-pointers - 20 vs. LSU, 3/4/95 (20-35)

Hit 18 3-pointers - 20 vs. LSU, 3/4/95 (20-35)

Hit 19 3-pointers - 20 vs. LSU, 3/4/95 (20-35)

Hit 20 3-pointers - 20 vs. LSU, 3/4/95 (20-35)

Hit 21 3-pointers - 21 vs. North Carolina, 12/27/89 (21-48)

Hit 22 3-pointers - Never

Scored 100 Points in Two Consecutive Games - 3/25/93-3/27/93

Scored 100 Points in Three Consecutive Games - 12/16/77-12/23/77

Scored 100 Points in Consecutive SEC Games - 2/27/56-3/3/56

Won game by 50 points or more - 58 vs. Montana State (W, 86-28) 11/23/14

Won game by 60 points or more - 62 vs. Vanderbilt (W, 106-44) 3/5/03

Won game by 70 points or more - 74 vs. Tennessee-Martin (W, 124-50) 11/26/94

Lost game by 30 points or more - 30 at Tennessee (L, 88-58) 2/16/13

Lost game by 40 points or more - 41 at Vanderbilt (L, 93-52) 2/12/08

Lost game by 50 points or more - 55 at Kansas (L, 150-95) 12/9/89

Lost game by 60 points or more - 70 vs. Central (L, 87-17) 1/28/1910

Lost game by 70 points or more - 70 vs. Central (L, 87-17) 1/28/1910

Game decided by one point - vs. Wisconsin, 4/5/14 (W, 74-73)

Game decided by two points - vs. Wichita State, 3/23/14 (W, 78-76)

Game decided by three points - vs. Michigan, 3/30/14 (W, 75-72)

Two consecutive games decided by one point - vs. North Carolina (W, 73-72) 12/3/11 and at Indiana (L, 73-72) 12/10/11

Three consecutive games decided by one point - Never

Two consecutive games decided by two points - at Ole Miss (L, 71-69) 2/1/11 and Florida (L, 70-68) 2/5/11

Came back from 18-point deficit for win - W, 72-70 vs. Miami Univ. (11/16/09); Trailed 36-18 (7:04 in 1st)

Came back from 19-point deficit for win - W, 80-77 vs. Florida (3/2/94); Trailed 33-14 (7:00 in 1st)

Came back from 20-point deficit for win - W, 99-95 at LSU (2/15/94); Trailed 68-37 (15:34 in 2nd)

Came back from 30-point deficit for win - W, 99-95 at LSU (2/15/94); Trailed 68-37 (15:34 in 2nd)

Came back from 31-point deficit for win - W, 99-95 at LSU (2/15/94); Trailed 68-37 (15:34 in 2nd)

Pulled down 50 rebounds - 53 (18-35) vs. Montana State, 11/23/14

Pulled down 55 rebounds - 56 (17-39) vs. Robert Morris, 11/17/13

Pulled down 60 rebounds - 62 (19-43) vs. Morehead State, 12/16/96

Played an Overtime Game - vs. Arkansas, 2/27/14 (L, 71-67)

Won an Overtime Game - vs. LSU, 2/22/14 (W, 77-76)

Played an SEC Overtime Game - vs. Arkansas, 2/27/14 (L, 71-67)

Won an SEC Overtime Game - vs. LSU, 2/22/14 (W, 77-76)

Lost an Overtime Game - vs. Arkansas, 2/27/14 (L, 71-67)

Lost an SEC Overtime Game - vs. Arkansas, 2/27/14 (L, 71-67)

Played Two Overtimes - vs. Vanderbilt, 1/12/08 (W, 79-73, 2ot)

Played Three Overtimes - vs. Temple 12/7/57 (W, 85-83)

Played Four Overtimes - Never played four overtime game

Played consecutive games that went to overtime - 2/22/14 vs. LSU (W, 77-66) and 2/27/14 vs. Arkansas (L, 71-67)

SPECIALTY STATS

PP - POINTS IN THE PAINT POT - POINTS OFF TURNOVERS
 2ND - SECOND CHANCE POINTS BP - BENCH POINTS FB - FAST BREAK

Opponent	Result	PP	POT	2nd	BP	FB
Grand Canyon		16	6	6	11	2
at Kentucky	W, 85-45	58	24	29	33	8
Buffalo		22	11	8	18	2
at Kentucky	W, 71-52	30	24	20	45	8
Kansas		12	5	9	12	4
vs. Kentucky	W, 72-40	30	12	19	34	0
Boston U.		16	13	4	12	6
at Kentucky	W, 89-65	44	28	10	39	16
Montana State		12	2	8	15	0
at Kentucky	W, 86-28	38	25	14	52	16
UT Arlington		26	10	10	23	8
at Kentucky	W, 92-44	34	25	12	45	16
Providence		12	2	9	9	0
at Kentucky	W, 58-38	38	21	16	18	10
Texas		16	7	5	16	4
at Kentucky	W, 63-51	28	19	10	17	6
Eastern Kentucky		20	11	10	19	4
at Kentucky	W, 82-49	52	20	16	34	14
Columbia		20	7	6	11	4
at Kentucky	W, 56-46	30	14	15	18	8
North Carolina		32	14	18	19	10
at Kentucky	W, 84-70	32	24	14	33	12
UCLA		18	10	6	4	0
vs. Kentucky	W, 83-44	26	14	12	39	20

MISCELLANEOUS STATS

Leading Scorer		
Booker	4	
Cauley-Stein	3	
Aaron Harrison	2	
Towns	2	
Andrew Harrison	1	
Johnson	1	
Lyles	1	
Ulis	1	
Fouled Out		
Opponents	6	
Kentucky	3	
Cauley-Stein	1	
Poythress	1	
Towns	1	
Three-Point Plays		
Opponents	2	
Kentucky	15	
Towns	5	
Aaron Harrison	3	
Cauley-Stein	2	
Andrew Harrison	2	
Lyles	2	
Johnson	1	
Four-Point Plays		
Opponents	0	
Kentucky	0	
UK's First Substitution		
Lee	11	
Johnson	10	
Booker	9	
Lyles	9	
Ulis	8	
Hawkins	2	
Willis	1	
Forced 5-Second Call		
Opponents	0	
Kentucky	1	
Ulis	1	
Forced Shot Clock Violations		
Opponents	1	
Kentucky	9	
10-Second Violations		
Opponents	0	
Kentucky	2	
3-Second Violations		
Opponents	1	
Kentucky	1	
Jump Balls Controlled		
Opponents	1	
Kentucky	11	
Towns	11/12	
First Score (3-Pointers)		
Opponents	0	
Kentucky	1	
Aaron Harrison	1	
Runs of 10-0 or Better		
Opponents	1	
Kentucky	11	
Leading Rebounder		
Cauley-Stein	5	
Towns	4	
Johnson	3	
Lyles	2	
Leader in Assists		
Andrew Harrison	7	
Ulis	5	
Aaron Harrison	2	
Booker	1	
Hawkins	1	
Johnson	1	
Poythress	1	
Charges Drawn		
Opponents	7	
Kentucky	4	
Dunks		
Opponents	13	
Kentucky	80	
Cauley-Stein	24	
Aaron Harrison	11	
Lee	10	
Lyles	9	
Towns	9	
Poythress	7	
Johnson	5	
Andrew Harrison	3	
Booker	3	
Hawkins	1	
Willis	1	
20-Point Scoring Game		
Opponents	1	
Kentucky	1	
Cauley-Stein	1	
30-Point Scoring Game		
Opponents	0	
Kentucky	0	
40-Point Scoring Game		
Opponents	0	
Kentucky	0	
Technical Fouls		
Opponents	2	
Kentucky	1	
Aaron Harrison	1	

KENTUCKY TEAM HIGHS/LOWS

		KENTUCKY	OPPONENT
Points First Half	High	55, vs. UT Arlington (11/25/14)	38, vs. Buffalo (11/16/14)
	Low	23, vs. Columbia (12/10/14)	7, vs. UCLA (12/20/14)
Points Second Half	High	49, vs. Boston U. (11/21/14)	37, vs. UCLA (12/20/14)
	Low	32, vs. Providence (11/30/14)	12, vs. Kansas (11/18/14)
Total Points	High	92, vs. UT Arlington (11/25/14)	70, vs. North Carolina (12/13/14)
	Low	56, vs. Columbia (12/10/14)	28, vs. Montana State (11/23/14)
FG Made	High	34, two times	27, vs. North Carolina (12/13/14)
	Low	21, vs. Texas (12/5/14)	11, two times
FG Attempted	High	70, vs. Grand Canyon (11/14/14)	71, vs. UCLA (12/20/14)
	Low	48, vs. North Carolina (12/13/14)	39, vs. Providence (11/30/14)
FG Percentage	High	.579, vs. ECU (12/7/14)	.450, vs. North Carolina (12/13/14)
	Low	.367, vs. Columbia (12/10/14)	.196 vs. Kansas (11/18/14)
3-Pt. FG Made	High	12, vs. UCLA (12/20/14)	9, vs. Boston U. (11/21/14)
	Low	1, vs. Texas (12/5/14)	2, vs. Montana State (11/23/14)
3-Pt. FG Attempted	High	26, two times	30, vs. ECU (12/7/14)
	Low	7, vs. Providence (11/30/14)	12, two times
3-Pt. FG Percet.	High	.467, vs. North Carolina (12/13/14)	.467, vs. Grand Canyon (11/14/14)
	Low	.083, vs. Texas (12/5/14)	.087, vs. Montana State (11/23/14)
FT Made	High	24, vs. UT Arlington (11/25/14)	19, vs. Texas (12/5/14)
	Low	7, vs. UCLA (12/20/14)	1, vs. UCLA (12/20/14)
FT Attempted	High	33, vs. UT Arlington (11/25/14)	29, vs. Texas (12/5/14)
	Low	12, vs. UCLA (12/20/14)	2, vs. Montana State (11/23/14)
FT Percentage	High	.765, vs. ECU (12/7/14)	1.000, vs. Montana State (11/23/14)
	Low	.471, vs. Providence (11/30/14)	.250, vs. UCLA (12/20/14)
Off. Rebounds	High	24, vs. Grand Canyon (11/14/14)	20, two times
	Low	8, vs. Boston U. (11/21/14)	7, vs. Buffalo (11/16/14)
Def. Rebounds	High	38, vs. ECU (12/7/14)	26, vs. Texas (12/5/14)
	Low	13, vs. North Carolina (12/13/14)	12, vs. Grand Canyon (11/14/14)
Total Rebounds	High	53, vs. Montana State (11/23/14)	42, three times
	Low	24, vs. North Carolina (12/13/14)	21, vs. Grand Canyon (11/14/14)
Assists	High	25, vs. UCLA (12/20/14)	13, vs. North Carolina (12/13/14)
	Low	11, vs. Columbia (12/10/14)	3, vs. UT Arlington (11/25/14)
Blocked Shots	High	13, vs. UCLA (12/20/14)	3, six times
	Low	4, vs. Texas (12/5/14)	0, vs. UT Arlington (11/25/14)
Steals	High	12, two times	8, two times
	Low	5, vs. Kansas (11/18/14)	1, vs. Providence (11/30/14)
Turnovers	High	18, vs. UT Arlington (11/25/14)	22, two times
	Low	4, vs. Columbia (12/10/14)	10, vs. Columbia (12/10/14)
Fouls	High	30, vs. Boston U. (11/21/14)	27, vs. UT Arlington (11/25/14)
	Low	8, vs. Montana State (11/23/14)	10, vs. UCLA (12/20/14)

SEASON BOX SCORES

Official Basketball Box Score -- Game Totals -- Final Statistics Kansas vs Kentucky 11/18/14 9:35 pm at Bankers Life Fieldhouse-Indianapolis, IN

Kansas 40 • 1-1

#	Player	Total		3-Ptr		Rebounds			PF	TP	A	TO	Blk	Stl	Min
		FG-FGA	FT-FTA	FG-FGA	FT-FTA	Off	Def	Tot							
00	Mason III, Frank	1-10	0-1	5-6	1 0 1	0 7	0 0 0	1	32						
01	Selden Jr., Wayne	4-12	1-4	0-2	1 3 4	2 9	1 2 0	0	26						
12	Uubre Jr., Kelly	2-3	1-1	1-2	2 2 4	3 6	0 1 0	1	13						
31	Traylor, Jamarri	0-6	0-0	2-2	3 4 7	2 2	0 1 3	0	26						
34	Ellis, Perry	1-6	0-2	2-2	1 2 3	4 1	0 0 0	0	21						
02	Alexander, Cliff	2-7	0-0	4-8	5 3 8	3 8	0 1 0	0	20						
04	Graham, Devonte'	0-2	0-0	0-1	0 2 2	2 0	0 1 0	1	14						
05	Manning, Evan	0-1	0-1	0-0	0 0 0	0 0	0 0 1	1	6						
10	Mykhailuk, Svi	1-5	1-5	1-2	1 0 1	0 4	1 2 1	0	23						
11	Self, Tyler	0-1	0-0	0-0	0 0 0	0 1	0 0 0	0	1						
14	Greene, Brannon	0-0	0-0	0-0	0 1 1	3 0	1 1 0	0	5						
15	Garrett, Christian	0-1	0-1	0-0	1 0 1	3 4	1 0 0	1	1						
22	Pollard, Josh	0-0	0-0	0-0	0 1 1	0 0	0 0 0	0	1						
33	Lucas, Landen	0-2	0-0	0-2	2 3 5	0 0	0 0 0	0	8						
42	Mickelson, Hunter	0-0	0-0	0-0	0 0 0	0 0	0 1 0	0	3						
	Team				3 2 5			1							
	Totals	11-56	3-15	15-27	20 22 42	19 40	4 11 3 5	200							

FG % 1st Half: 8-33 24.2% 2nd half: 3-23 13.0% Game: 11-56 19.6% Deadball Rebounds: 5.2
3FG % 1st Half: 3-8 37.5% 2nd half: 0-7 0.0% Game: 3-15 20.0%
FT % 1st Half: 9-14 64.3% 2nd half: 6-13 46.2% Game: 15-27 55.6%

Kentucky 72 • 3-0

#	Player	Total		3-Ptr		Rebounds			PF	TP	A	TO	Blk	Stl	Min
		FG-FGA	FT-FTA	FG-FGA	FT-FTA	Off	Def	Tot							
02	Aaron Harrison	3-8	2-3	0-0	0 2 2	2 8	2 1 0	0	21						
05	Andrew Harrison	3-5	2-2	2-3	0 2 2	3 10	4 2 0	0	19						
12	Karl-Anthony Towns	4-8	0-0	1-2	1 7 8	3 9	3 0 4	0	18						
15	Willie Cauley-Stein	3-7	4-0	1-3	4 3 5	7 1	0 1 1	1	21						
22	Alex Poythress	0-5	0-3	4-4	1 2 3	2 4	0 0 2	1	19						
00	Marcus Lee	2-3	0-0	4-4	3 4 7	3 4	1 0 4	0	17						
01	Devin Booker	2-8	1-6	0-0	0 1 1	1 5	3 0 0	0	17						
03	Tyler Ulis	1-2	0-1	2-2	0 2 0	0 4	0 2 0	1	17						
13	Sam Malone	0-0	0-0	0-0	0 1 1	0 0	0 0 0	0	1						
21	Tod Lanter	0-0	0-0	0-0	0 0 0	0 0	0 0 0	0	1						
24	EJ Floreal	0-0	0-0	0-0	0 0 0	0 1	0 0 0	0	1						
25	Dominique Hawkins	0-0	0-0	0-0	0 1 1	0 0	0 0 0	0	4						
32	Brian Long	0-0	0-0	0-0	0 0 0	0 0	0 0 0	0	1						
35	Derek Willis	1-1	1-1	2-2	0 0 0	0 5	0 1 0	1	4						
41	Trey Lyles	1-5	0-2	1-3	4 1 4	0 0	0 0 1	1	19						
44	Dakari Johnson	5-6	0-0	1-2	2 1 3	3 11	1 0 0	0	20						
	Team				3 0 3			1							
	Totals	25-58	6-18	16-26	15 32 47	21 72	15 6 11 5	200							

FG % 1st Half: 13-33 39.4% 2nd half: 12-25 48.0% Game: 25-58 43.1% Deadball Rebounds: 4
3FG % 1st Half: 4-13 30.8% 2nd half: 2-5 40.0% Game: 6-18 33.3%
FT % 1st Half: 8-13 61.5% 2nd half: 8-13 61.5% Game: 16-26 61.5%

Officials: Joe DeRosa, Doug Simmons & Mike Roberts
Technical fouls: Kansas-None, Kentucky-None.
Attendance: 19306

Score by periods	1st	2nd	Total
Kansas	28	12	40
Kentucky	38	34	72

Last FG - KU 2nd-12:30, UK 2nd-01:52.
Largest lead - KU by 1 1st-18:17, UK by 32 2nd-00:26.
KU led for 00:33. UK led for 37:17. Game was tied for 02:04.

Official Basketball Box Score -- Game Totals -- Final Statistics Boston vs Kentucky 11/21/14 7:00 pm at Rupp Arena - Lexington, Ky.

Boston 65 • 1-2

#	Player	Total		3-Ptr		Rebounds			PF	TP	A	TO	Blk	Stl	Min
		FG-FGA	FT-FTA	FG-FGA	FT-FTA	Off	Def	Tot							
22	Dieudonne, Nathan	2-4	0-2	6-6	3 2 5	5 10	4 4 1	0	28						
32	Alston, Justin	2-3	0-0	0-0	0 3 3	4 4	1 2 0	0	24						
02	Papale, John	1-5	0-3	0-0	0 3 3	2 2	1 3 0	1	33						
15	Moseley, Cheddi	5-12	3-7	0-0	0 0 0	2 13	1 5 0	3	30						
21	Hankerson, Cedric	7-15	5-9	5-6	1 2 3	4 24	0 4 0	0	34						
00	Johnson, Eric	0-1	0-1	0-0	0 1 1	0 0	0 0 0	0	6						
01	Havener, Nick	0-0	0-0	0-0	0 1 0	0 0	0 2 0	0	3						
03	Fanning, Eric	3-8	1-2	5-6	0 2 2	2 12	3 1 0	0	24						
05	Mbangorba, Blaise	0-2	0-0	0-0	0 1 1	0 0	0 0 0	0	11						
13	Goff, Will	0-1	0-0	0-0	0 0 0	0 0	0 1 0	1	3						
20	Curry, Cameron	0-0	0-0	0-0	0 1 0	0 0	0 0 0	0	1						
41	Haines, Dylan	0-1	0-0	0-0	0 1 0	0 0	0 0 0	0	3						
	Team				3 1 4			1							
	Totals	20-52	9-24	16-18	9 16 25	24 65	10 22 1 5	200							

FG % 1st Half: 11-29 37.9% 2nd half: 9-23 39.1% Game: 20-52 38.5% Deadball Rebounds: 1.3
3FG % 1st Half: 6-16 37.5% 2nd half: 3-8 37.5% Game: 9-24 37.5%
FT % 1st Half: 7-8 87.5% 2nd half: 9-10 90.0% Game: 16-18 88.9%

Kentucky 89 • 4-0

#	Player	Total		3-Ptr		Rebounds			PF	TP	A	TO	Blk	Stl	Min
		FG-FGA	FT-FTA	FG-FGA	FT-FTA	Off	Def	Tot							
12	Karl-Anthony Towns	1-4	0-0	2-2	1 3 4	2 4	1 4 5	1	23						
15	Willie Cauley-Stein	6-7	0-0	0-1	0 2 2	5 12	1 2 1	1	24						
02	Aaron Harrison	7-15	1-6	4-6	1 1 2	1 19	4 0 0	2	25						
05	Andrew Harrison	2-4	1-2	3-4	1 1 2	3 8	5 1 0	1	25						
25	Dominique Hawkins	3-4	1-2	0-0	0 1 1	2 7	1 0 0	1	16						
00	Marcus Lee	1-1	0-0	0-0	0 2 2	2 0	1 0 0	0	13						
01	Devin Booker	5-8	4-6	1-2	2 4 0	15 7	2 1 0	2	20						
03	Tyler Ulis	1-3	1-3	0-0	1 3 4	1 3	2 3 0	2	20						
35	Derek Willis	0-1	0-1	0-0	0 0 0	0 0	0 0 0	0	4						
41	Trey Lyles	4-6	0-1	0-0	0 2 2	3 8	2 0 1	1	13						
44	Dakari Johnson	4-6	0-0	3-8	2 4 6	1 11	1 0 1	0	17						
	Team				0 1 1			0							
	Totals	34-59	8-21	13-23	8 22 30	21 89	24 13 9 9	200							

FG % 1st Half: 17-30 56.7% 2nd half: 17-29 58.6% Game: 34-59 57.6% Deadball Rebounds: 8.2
3FG % 1st Half: 4-12 33.3% 2nd half: 4-9 44.4% Game: 8-21 38.1%
FT % 1st Half: 2-5 40.0% 2nd half: 11-18 61.1% Game: 13-23 56.5%

Officials: Terry Moore, Glenn Tuitt, Kevin Fehr
Technical fouls: Boston-Dieudonne, Nathan; Hankerson, Cedric, Kentucky-Aaron Harrison.
Attendance: 22485

Score by periods	1st	2nd	Total
Boston	35	30	65
Kentucky	40	49	89

Last FG - BU 2nd-03:26, UK 2nd-02:20.
Largest lead - BU, UK by 24 2nd-02:20.
BU led for 00:00. UK led for 36:35. Game was tied for 03:25.

Official Basketball Box Score -- Game Totals -- Final Statistics Montana State Univ vs Kentucky 11/23/14 6:00 pm at Rupp Arena - Lexington, Ky.

Montana State Univ 28 • 0-4

#	Player	Total		3-Ptr		Rebounds			PF	TP	A	TO	Blk	Stl	Min
		FG-FGA	FT-FTA	FG-FGA	FT-FTA	Off	Def	Tot							
34	Robison, Danny	0-3	0-3	0-0	0 2 3	5 4	0 0 2	1	0	19					
02	Brumwell, Blake	1-3	0-0	0-0	1 3 4	2 2	0 1 0	0	15						
01	Holm, Stephan	1-10	0-8	0-0	1 2 3	0 2	0 3 0	1	29						
03	Dison, Michael	1-9	1-4	0-0	1 0 1	1 3	0 3 0	0	22						
22	Colbert, Marcus	3-10	0-2	0-0	0 1 1	3 6	0 5 0	1	23						
00	Green, Zach	0-4	0-2	0-0	2 1 3	1 0	1 0 1	0	15						
04	Frenchwood, Joev	3-6	1-2	0-0	1 3 4	3 7	1 4 0	0	17						
13	Brown, Terrell	1-5	0-1	2-2	1 0 1	2 4	0 2 0	0	14						
20	Shannon, Ryan	1-4	0-0	0-0	1 0 1	2 1	0 0 0	0	8						
24	Norman, Eric	0-2	0-1	0-0	0 1 2	0 1	0 1 0	1	13						
33	Price, Quinn	1-5	0-0	0-0	1 5 6	3 2	0 1 0	0	23						
41	Fisher, Bradley	0-0	0-0	0-0	0 0 0	2 0	0 0 0	0	2						
	Team				2 3 5			0							
	Totals	12-61	2-23	2-2	13 22 35	23 28	4 21 3 3	200							

FG % 1st Half: 5-31 16.1% 2nd half: 7-30 23.3% Game: 12-61 19.7% Deadball Rebounds: 1.1
3FG % 1st Half: 1-9 11.1% 2nd half: 1-14 7.1% Game: 2-23 8.7%
FT % 1st Half: 0-0 0.0% 2nd half: 2-2 100.0% Game: 2-2 100.0%

Kentucky 86 • 5-0

#	Player	Total		3-Ptr		Rebounds			PF	TP	A	TO	Blk	Stl	Min
		FG-FGA	FT-FTA	FG-FGA	FT-FTA	Off	Def	Tot							
12	Karl-Anthony Towns	4-6	0-1	0-0	3 7 10	1 8	1 2 6	0	20						
15	Willie Cauley-Stein	1-1	0-0	3-4	3 2 5	0 5	1 0 2	0	18						
02	Aaron Harrison	5-14	1-6	3-3	0 2 2	0 14	2 0 2	18							
05	Andrew Harrison	1-3	1-2	1-1	3 4 5	3 2	0 2	19							
25	Dominique Hawkins	1-8	0-2	1-2	1 1 2	3 0	0 0	15							
00	Marcus Lee	1-3	0-0	0-0	3 2 5	1 2	1 1	0	18						
01	Devin Booker	6-8	3-5	3-5	1 0 1	18 2	0 0	3 17							
03	Tyler Ulis	3-3	2-2	0-0	0 2 2	8 5	1 0	2 16							
13	Sam Malone	0-1	0-0	1-2	1 1 2	0 1	0 1	0 3							
21	Tod Lanter	0-0	0-0	0-0	0 0 0	0 0	0 0	0 0							
24	EJ Floreal	0-1	0-0	0-0	0 0 0	0 0	0 0	0 5							
32	Brian Long	0-2	0-2	0-0	0 0 0	0 0	0 0	0 1 5							
35	Derek Willis	1-2	0-1	0-0	1 4 5	2 1	0 1	0 12							
41	Trey Lyles	1-9	0-5	6-6	1 5 6	0 8	4 0	1 17							
44	Dakari Johnson	5-6	0-0	3-5	3 5 8	1 13	0 2 1	17							
	Team				0 1 1			0							
	Totals	29-67	7-26	21-29	18 35 53	8 86	19 8 12 11	200							

FG % 1st Half: 12-32 37.5% 2nd half: 17-35 48.6% Game: 29-67 43.3% Deadball Rebounds: 5
3FG % 1st Half: 4-13 30.8% 2nd half: 3-13 23.1% Game: 7-26 26.9%
FT % 1st Half: 11-14 78.6% 2nd half: 10-15 66.7% Game: 21-29 72.4%

Officials: Anthony Jordan, Leslie Jones, Jeffery Clark
Technical fouls: Montana State Univ-None, Kentucky-None.
Attendance: 22384

Score by periods	1st	2nd	Total
Montana State Univ	11	17	28
Kentucky	39	47	86

Last FG - MSU 2nd-01:31, UK 2nd-02:24.
Largest lead - MSU by 1 1st-17:45, UK by 60 2nd-04:38.
MSU led for 02:16. UK led for 35:50. Game was tied for 01:46.

Official Basketball Box Score -- Game Totals -- Final Statistics UT Arlington vs Kentucky 11/25/14 7:00 pm at Rupp Arena - Lexington, Ky.

UT Arlington 44 • 3-2

#	Player	Total		3-Ptr		Rebounds			PF	TP	A	TO	Blk	Stl	Min
		FG-FGA	FT-FTA	FG-FGA	FT-FTA	Off	Def	Tot							
25	Hervey, Kevin	1-8	1-4	1-2	5 4 9	5 4	0 2 0	0	23						
45	Billbao, Jorge	2-4	0-0	0-1	2 4 6	4 4	0 0 0	1	23						
03	Outler, Jamal	1-7	1-5	3-3	0 1 1	1 6	0 0 0	0	19						
04	Charles, Drew	1-5	1-3	2-2	1 0 1	2 5	0 1 0	0	16						
10	Hill, Johnny	1-7	0-2	0-2	0 2 2	3 2	3 3 0	3 28							
01	Neal,														

SEASON BOX SCORES

Official Basketball Box Score -- Game Totals -- Final Statistics Providence vs Kentucky 11/30/14 2:00 pm at Rupp Arena - Lexington, Ky.

Providence 38 • 6-1

#	Player	Total			3-Ptr			Rebounds			PF	TP	A	TO	Blk	Stl	Min
		FG-FGA	FT-FTA	FT-FTA	FG-FGA	FG-FGA	FT-FTA	Off	Def	Tot							
23	Henton, Ladontae	1-8	1-4	0-0	0	3	3	1	3	0	2	0	0	0	0	34	
25	Harris, Tyler	3-6	0-1	4-6	2	4	6	2	10	0	0	0	0	0	0	32	
33	Desrosiers, Carson	3-6	2-3	2-4	2	2	4	4	10	0	1	1	0	0	0	28	
04	Dunn, Kris	1-7	0-0	4-4	3	3	6	1	6	3	10	0	1	0	1	29	
24	Cartwright, Kyron	0-3	0-3	0-0	1	1	2	2	0	2	2	1	0	0	28		
00	Bentli, Ben	1-5	0-0	0-0	1	1	2	1	2	0	0	0	0	0	24		
13	Chukwu, Paschal	2-2	0-0	3-4	1	1	2	1	7	0	0	0	0	0	10		
21	Lindsey, Jalen	0-2	0-1	0-0	1	1	2	1	0	0	1	1	0	0	13		
32	Lomomba, Junior	0-0	0-0	0-0	0	0	0	0	0	0	1	0	0	0	2		
	Team				1	1	2										
Totals		11-39	3-12	13-18	11	18	29	13	38	5	18	3	1		200		

FG % 1st Half: 7-15 46.7% 2nd half: 4-24 16.7% Game: 11-39 28.2%
 3FG % 1st Half: 2-6 33.3% 2nd half: 1-6 16.7% Game: 3-12 25.0%
 FT % 1st Half: 6-8 75.0% 2nd half: 7-10 70.0% Game: 13-18 72.2%
 Deadball Rebounds: 3.1

Kentucky 58 • 7-0

#	Player	Total			3-Ptr			Rebounds			PF	TP	A	TO	Blk	Stl	Min
		FG-FGA	FT-FTA	FT-FTA	FG-FGA	FG-FGA	FT-FTA	Off	Def	Tot							
12	Karl-Anthony Towns	4-7	0-0	3-7	2	4	6	4	11	0	2	0	0	0	20		
15	Willie Cauley-Stein	5-9	0-0	1-2	3	3	6	0	11	1	1	0	2	25			
22	Alex Poythress	3-5	0-0	0-0	1	2	3	2	6	1	0	1	2	22			
02	Aaron Harrison	2-7	1-4	1-2	0	1	1	3	6	4	0	0	0	22			
05	Andrew Harrison	3-6	0-1	0-0	0	1	1	2	6	4	1	1	4	20			
00	Marcus Lee	0-2	0-0	1-2	2	1	3	3	1	0	0	2	0	15			
01	Devin Booker	2-4	1-2	0-0	0	2	2	1	5	2	0	0	0	20			
03	Tyler Ulis	3-6	0-0	0-0	3	0	3	0	6	1	0	1	3	20			
41	Trey Lyles	0-3	0-0	0-0	2	3	5	1	0	1	1	0	1	18			
44	Dakari Johnson	2-4	0-0	2-4	0	2	2	4	6	1	0	0	0	18			
	Team				1	0	1										
Totals		24-53	2-7	8-17	14	19	33	20	58	13	7	5	12		200		

FG % 1st Half: 10-24 41.7% 2nd half: 14-29 48.3% Game: 24-53 45.3%
 3FG % 1st Half: 0-3 0.0% 2nd half: 2-4 50.0% Game: 2-7 28.6%
 FT % 1st Half: 6-10 60.0% 2nd half: 2-7 28.6% Game: 8-17 47.1%
 Deadball Rebounds: 5

Officials: Tony Greene, Mike Nance, Michael Roberts
 Technical fouls: Providence-None, Kentucky-None.
 Attendance: 23601

Score by periods	1st	2nd	Total
Providence	22	16	38
Kentucky	26	32	58

Points	In	Off	2nd	Fast	Bench
	Paint	T/O	Chance	Break	
PC	12	2	9	0	9
UK	38	21	16	10	9

Last FG - PC 2nd-06:46, UK 2nd-00:48.
 Largest lead - PC by 4 1st-11:25, UK by 20 2nd-01:58.
 PC led for 10:12, UK led for 29:13. Game was tied for 00:17.

Score tied - 0 times.
 Lead changed - 2 times.

Official Basketball Box Score -- Game Totals -- Final Statistics Texas vs Kentucky 12/05/14 7:00 pm at Rupp Arena - Lexington, Ky.

Texas 51 • 7-1

#	Player	Total			3-Ptr			Rebounds			PF	TP	A	TO	Blk	Stl	Min
		FG-FGA	FT-FTA	FT-FTA	FG-FGA	FG-FGA	FT-FTA	Off	Def	Tot							
10	Holmes, Jonathan	4-13	1-6	5-7	1	4	5	4	14	0	2	0	0	30			
21	Lammert, Connor	2-5	1-4	0-1	4	5	9	1	5	2	1	0	1	34			
55	Ridley, Cameron	0-2	0-0	1-2	0	2	2	5	1	0	5	0	0	16			
02	Holland, DeMarcus	2-4	1-3	5-5	3	1	4	3	10	5	1	0	2	38			
03	Felix, Javan	2-8	1-3	0-0	0	2	2	1	5	1	5	0	0	25			
00	Yancy, Kendal	1-6	0-1	2-2	4	2	6	2	4	1	4	0	1	17			
33	Barnett, Jordan	0-1	0-1	0-0	0	1	1	0	0	0	1	1	0	5			
44	Ibeh, Prince	2-3	0-0	2-8	2	2	4	4	6	0	2	0	0	17			
52	Turner, Myles	1-5	0-2	4-4	0	5	5	6	0	0	0	0	0	18			
	Team				2	2	4										
Totals		14-47	4-20	19-29	16	26	42	25	51	9	22	1	4		200		

FG % 1st Half: 7-25 28.0% 2nd half: 7-22 31.8% Game: 14-47 29.8%
 3FG % 1st Half: 2-9 22.2% 2nd half: 2-11 18.2% Game: 4-20 20.0%
 FT % 1st Half: 10-19 52.6% 2nd half: 9-10 90.0% Game: 19-29 65.5%
 Deadball Rebounds: 5.3

Kentucky 63 • 8-0

#	Player	Total			3-Ptr			Rebounds			PF	TP	A	TO	Blk	Stl	Min
		FG-FGA	FT-FTA	FT-FTA	FG-FGA	FG-FGA	FT-FTA	Off	Def	Tot							
12	Karl-Anthony Towns	2-5	0-0	6-6	1	2	3	3	10	0	0	0	0	16			
15	Willie Cauley-Stein	6-11	0-0	9-12	3	9	12	3	21	0	0	3	5	33			
22	Alex Poythress	3-6	0-0	2-2	1	2	5	8	0	1	1	0	21				
02	Aaron Harrison	1-9	0-4	0-0	0	1	1	2	2	2	2	0	0	28			
05	Andrew Harrison	2-8	1-4	0-0	0	1	1	2	5	4	1	0	0	24			
00	Marcus Lee	0-0	0-0	0-0	0	0	0	0	0	0	0	0	0	4			
01	Devin Booker	0-5	0-3	0-0	0	0	0	0	2	0	1	0	0	22			
03	Tyler Ulis	1-5	0-1	0-0	0	1	1	2	4	0	0	2	2	20			
41	Trey Lyles	2-2	0-0	0-3	3	2	5	4	4	0	1	0	0	13			
44	Dakari Johnson	4-5	0-0	3-9	4	2	6	4	11	2	2	0	1	19			
	Team				0	0	0										
Totals		21-56	1-12	20-32	12	19	31	26	63	12	8	4	9		200		

FG % 1st Half: 8-25 32.0% 2nd half: 13-31 41.9% Game: 21-56 37.5%
 3FG % 1st Half: 0-5 0.0% 2nd half: 1-7 14.3% Game: 1-12 8.3%
 FT % 1st Half: 10-15 66.7% 2nd half: 10-17 58.8% Game: 20-32 62.5%
 Deadball Rebounds: 6.3

Officials: Doug Simmons, Don Dally, Les Cassell
 Technical fouls: Texas-None, Kentucky-None.
 Attendance: 24340

Score by periods	1st	2nd	Total
Texas	26	25	51
Kentucky	26	37	63

Points	In	Off	2nd	Fast	Bench
	Paint	T/O	Chance	Break	
UT	16	7	5	4	16
UK	28	19	10	6	17

Last FG - UT 2nd-02:23, UK 2nd-00:44.
 Largest lead - UT by 6 1st-05:17, UK by 16 2nd-11:20.
 UT led for 09:52, UK led for 24:11. Game was tied for 05:57.

Score tied - 7 times.
 Lead changed - 8 times.

Official Basketball Box Score -- Game Totals -- Final Statistics Eastern Kentucky Univ. vs Kentucky 12/07/14 6:00 pm at Rupp Arena - Lexington, Ky.

Eastern Kentucky Univ. 49 • 4-3

#	Player	Total			3-Ptr			Rebounds			PF	TP	A	TO	Blk	Stl	Min
		FG-FGA	FT-FTA	FT-FTA	FG-FGA	FG-FGA	FT-FTA	Off	Def	Tot							
33	Muff, Deverin	1-4	0-0	0-0	4	1	5	3	2	0	2	0	1	16			
02	Walden, Corey	4-11	0-5	4-5	2	2	4	1	12	2	2	0	0	32			
05	McClone, Isaac	0-5	0-5	0-0	0	1	1	2	0	2	2	0	3	23			
22	Knipp, Timmy	0-2	1-6	1-2	1	5	6	3	6	0	1	1	2	30			
32	Powell, Ja'Mill	3-11	2-4	2-2	1	0	1	1	10	0	1	0	1	28			
00	Jackson, Paul	0-2	0-1	0-1	1	0	1	0	2	0	0	0	0	4			
03	Richardson, Denzel	8-11	3-3	0-0	1	1	2	1	19	0	0	0	0	24			
04	Matthews, Tommy	0-0	0-0	0-0	1	0	1	0	0	0	0	0	0	4			
11	Babb-Harrison, Jaylen	0-9	0-5	0-0	1	1	3	0	1	2	0	0	0	23			
13	Nori, Daniel	0-1	0-0	0-0	0	0	0	2	0	0	1	0	0	6			
23	Hood, Jonathan	0-3	0-1	0-0	1	2	3	0	1	0	0	0	0	10			
	Team				2	1	3										
Totals		18-69	6-30	7-10	14	14	28	17	49	8	12	1	8		200		

FG % 1st Half: 6-35 17.1% 2nd half: 12-34 35.3% Game: 18-69 26.1%
 3FG % 1st Half: 2-17 11.8% 2nd half: 4-13 30.8% Game: 6-30 20.0%
 FT % 1st Half: 0-0 0.0% 2nd half: 7-10 70.0% Game: 7-10 70.0%
 Deadball Rebounds: 2.1

Kentucky 82 • 9-0

#	Player	Total			3-Ptr			Rebounds			PF	TP	A	TO	Blk	Stl	Min
		FG-FGA	FT-FTA	FT-FTA	FG-FGA	FG-FGA	FT-FTA	Off	Def	Tot							
12	Karl-Anthony Towns	8-9	1-1	2-2	2	7	9	1	19	2	2	4	1	23			
15	Willie Cauley-Stein	5-8	0-0	1-2	1	4	5	2	11	0	2	2	26				
22	Alex Poythress	0-2	0-0	3-4	0	4	4	2	3	0	2	0	21				
02	Aaron Harrison	4-10	1-3	0-0	0	6	6	0	9	3	2	1	25				
05	Andrew Harrison	2-2	0-0	2-2	0	2	2	6	6								

SEASON BOX SCORES

Official Basketball Box Score -- Game Totals -- Final Statistics North Carolina vs Kentucky 12/13/14 7:00 pm at Rupp Arena - Lexington, Ky.

North Carolina 70 • 6-3

#	Player	Total		3-Ptr		Rebounds			PF	TP	A	TO	Blk	Stl	Min
		FG-FGA	FT-FTA	FG-FGA	FT-FTA	Off	Def	Tot							
03	Meeks, Kennedy	r	4-8	0-0	2-2	4	0	4	2	10	1	0	1	0	22
11	Johnson, Brice	r	7-12	0-0	1-2	3	1	4	2	15	0	1	0	1	24
13	Tokoto, JP	r	3-8	1-1	1-2	3	3	6	3	8	1	6	0	4	26
05	Paige, Marcus	g	5-11	4-6	0-0	1	0	1	0	14	6	4	0	0	34
44	Jackson, Justin	g	2-6	0-2	0-0	1	0	1	4	4	2	2	0	0	18
00	Britt, Nate		1-6	0-2	2-2	1	3	4	3	4	2	1	0	0	17
01	Pinson, Theo		2-2	1-1	0-0	0	3	3	1	5	1	1	1	0	13
02	Berry, Joel		1-3	0-1	2-2	0	0	0	4	0	0	0	0	0	11
14	Hubert, Desmond		0-0	0-0	0-0	0	1	1	0	0	0	0	0	0	4
21	Simmons, Jackson		1-1	0-0	0-0	0	0	0	1	2	0	0	0	0	5
22	Hicks, Isaiah		1-1	0-0	0-0	0	1	1	4	2	0	1	0	0	12
42	James, Joel		0-2	0-0	2-2	0	1	1	2	2	0	1	0	0	13
45	White, Stilman		0-0	0-0	0-0	0	0	0	0	0	0	0	0	0	1
Team					5		5		1						
Totals			27-60	6-13	10-13	18	13	31	22	70	13	18	2	5	200

FG % 1st Half: 15-28 53.6% 2nd half: 12-32 37.5% Game: 27-60 45.0% Deadball Rebounds
3FG % 1st Half: 1-3 33.3% 2nd half: 5-10 50.0% Game: 6-13 46.2% 3.1
FT % 1st Half: 3-4 75.0% 2nd half: 7-9 77.8% Game: 10-13 76.9%

Kentucky 84 • 11-0

#	Player	Total		3-Ptr		Rebounds			PF	TP	A	TO	Blk	Stl	Min
		FG-FGA	FT-FTA	FG-FGA	FT-FTA	Off	Def	Tot							
12	Karl-Anthony Towns	r	0-0	0-0	2-2	1	1	2	1	2	0	0	1	0	19
15	Willie Cauley-Stein	r	6-9	0-0	3-6	3	3	6	0	15	1	2	2	4	28
41	Trey Lyles	r	4-6	0-1	1-2	2	1	3	2	9	1	1	0	1	23
02	Aaron Harrison	g	5-9	3-7	1-2	0	1	1	2	14	1	2	0	0	26
05	Andrew Harrison	g	1-4	0-1	9-10	1	0	1	3	11	5	3	0	2	25
00	Marcus Lee		4-4	0-0	0-1	1	1	2	1	8	2	0	0	0	12
01	Devin Booker		5-8	3-3	2-2	0	0	0	3	15	1	2	0	1	22
03	Tyler Ulis		1-5	1-3	0-0	1	1	2	3	3	8	3	0	0	24
44	Dakari Johnson		1-3	0-0	5-6	1	4	5	2	7	0	1	2	3	21
Team					1		2		1						
Totals			27-48	7-15	23-31	11	13	24	17	84	19	15	5	12	200

FG % 1st Half: 15-27 55.6% 2nd half: 12-21 57.1% Game: 27-48 56.3% Deadball Rebounds
3FG % 1st Half: 6-12 50.0% 2nd half: 1-3 33.3% Game: 7-15 46.7% 4.2
FT % 1st Half: 13-17 76.5% 2nd half: 10-14 71.4% Game: 23-31 74.2%

Officials: Tony Greene, Pat Adams, Doug Shows
Technical fouls: North Carolina-None. Kentucky-None.
Attendance: 24406
9th largest all-time UK home attendance.

Score by periods	1st	2nd	Total
North Carolina	34	36	70
Kentucky	49	35	84

Last FG - NC 2nd-01:07. UK 2nd-04:57.
Largest lead - NC None, UK by 19 2nd-16:09.
NC led for 00:00. UK led for 38:00. Game was tied for 01:56.

	In	Off	2nd	Fast	
Points	Paint	T/O	Chance	Break	Bench
NC	32	14	18	10	19
UK	32	24	14	12	33

Score tied - 2 times.
Lead changed - 0 times.

Official Basketball Box Score -- Game Totals -- Final Statistics UCLA vs Kentucky 12/20/14 2:30 pm at United Center (Chicago, IL)

UCLA 44 • 8-4

#	Player	Total		3-Ptr		Rebounds			PF	TP	A	TO	Blk	Stl	Min
		FG-FGA	FT-FTA	FG-FGA	FT-FTA	Off	Def	Tot							
5	Looney, Kevon	r	4-14	0-1	1-2	3	6	9	3	9	1	1	2	1	35
23	Parker, Tony	c	1-10	0-0	0-2	3	2	5	2	2	0	2	1	3	25
10	Hamilton, Isaac	g	6-14	2-4	0-0	1	2	3	1	14	3	3	0	1	31
20	Alford, Bryce	g	5-11	3-6	0-0	0	1	1	1	13	1	2	0	0	37
4	Powell, Norman	g	1-13	0-5	0-0	1	6	7	1	2	3	4	0	0	31
0	Kazeml, Nick		0-1	0-0	0-0	1	0	1	0	0	0	0	0	0	2
1	Bail, Wanaah		0-1	0-0	0-0	1	2	3	1	0	0	0	0	0	8
13	Brown, David		1-1	0-0	0-0	0	0	0	0	2	0	0	0	0	1
14	Goloman, Gyorgy		0-2	0-0	0-0	0	0	0	0	0	0	0	0	0	3
2	Alford, Kory		0-0	0-0	0-0	0	1	1	0	0	0	1	0	0	2
21	Wulff, Alec		0-0	0-0	0-0	0	0	0	0	0	0	0	0	1	1
22	Allen, Noah		0-0	0-0	0-0	1	0	1	0	0	0	1	1	0	8
40	Welsh, Thomas		1-4	0-0	0-0	0	1	1	1	2	0	0	0	0	16
Team					9		10		1						
Totals			19-71	5-16	1-4	20	22	42	10	44	9	15	3	6	200

FG % 1st Half: 3-37 8.1% 2nd half: 16-34 47.1% Game: 19-71 26.8% Deadball Rebounds
3FG % 1st Half: 0-9 0.0% 2nd half: 5-7 71.4% Game: 5-16 31.3%
FT % 1st Half: 1-2 50.0% 2nd half: 0-2 0.0% Game: 1-4 25.0% 1

Kentucky 83 • 12-0

#	Player	Total		3-Ptr		Rebounds			PF	TP	A	TO	Blk	Stl	Min
		FG-FGA	FT-FTA	FG-FGA	FT-FTA	Off	Def	Tot							
12	Karl-Anthony Towns	r	2-5	0-0	0-0	3	7	10	3	4	0	2	2	0	20
15	Willie Cauley-Stein	r	4-7	0-0	0-0	0	5	5	1	8	0	1	4	2	20
41	Trey Lyles	r	3-6	0-1	3-4	3	1	4	1	9	2	1	0	1	21
2	Aaron Harrison	g	6-11	3-8	0-0	0	2	2	1	15	3	0	0	3	23
5	Andrew Harrison	g	3-8	2-4	0-0	0	3	3	0	8	8	4	0	0	23
00	Marcus Lee		1-1	0-0	3-6	2	4	6	2	5	0	1	0	0	17
01	Devin Booker		7-10	5-6	0-0	0	1	1	2	19	0	0	0	0	16
24	EJ Floreal		0-0	0-0	0-0	0	0	0	0	0	0	1	0	1	1
25	Dominique Hawkins		0-2	0-2	0-0	0	0	0	0	0	0	0	0	0	9
3	Tyler Ulis		3-5	1-1	0-0	3	4	7	1	7	6	1	0	0	18
32	Brian Long		0-0	0-0	0-0	0	0	0	0	0	0	0	0	0	1
35	Derek Willis		1-4	1-4	0-0	0	2	2	0	3	0	0	3	0	11
44	Dakari Johnson		2-5	0-0	1-2	0	4	4	2	5	6	1	4	1	20
Team					2		3		1						
Totals			32-64	12-26	7-12	13	34	47	13	83	25	12	13	8	200

FG % 1st Half: 16-35 45.7% 2nd half: 16-29 55.2% Game: 32-64 50.0% Deadball Rebounds
3FG % 1st Half: 6-14 42.9% 2nd half: 6-12 50.0% Game: 12-26 46.2%
FT % 1st Half: 4-8 50.0% 2nd half: 3-4 75.0% Game: 7-12 58.3% 2

Officials: Ed Corbett, Verne Harris, Karl Hess
Technical fouls: UCLA-None. Kentucky-None.
Attendance: 19726

Score by periods	1st	2nd	Total
UCLA	7	37	44
Kentucky	41	42	83

Last FG - UCLA 2nd-00:24. UK 2nd-02:21.
Largest lead - UCLA None, UK by 44 2nd-09:15.
UCLA led for 00:00. UK led for 39:46. Game was tied for 00:14.

	In	Off	2nd	Fast	
Points	Paint	T/O	Chance	Break	Bench
UCLA	18	10	6	0	4
UK	26	14	12	20	39

Score tied - 0 times.
Lead changed - 0 times.



2014-15 Kentucky Men's Basketball
 Kentucky Combined Team Statistics (as of Dec 20, 2014)
 All games



Overall record: 12-0 Conf: 0-0 Home: 11-0 Away: 0-0 Neutral: 1-0

#	Player	gp-gs	min	avg	Total		3-Point		F-Throw		Rebounds				pf	dq	a	to	blk	stl	pts	avg
					fg-fga	fg%	3fg-fga	3fg%	ft-fa	ft%	off	def	tot	avg								
02	Aaron Harrison	12-12	284	23.7	48-125	.384	16-59	.271	15-22	.682	4	20	24	2.0	18	0	26	11	1	15	127	10.6
15	Willie Cauley-Stein	12-12	289	24.1	52-84	.619	0-0	.000	22-36	.611	29	51	80	6.7	19	1	12	9	22	21	126	10.5
01	Devin Booker	11-0	199	18.1	38-79	.481	22-48	.458	12-15	.800	4	9	13	1.2	13	0	16	13	1	10	110	10.0
44	Dakari Johnson	12-0	224	18.7	34-56	.607	0-0	.000	38-67	.567	29	41	70	5.8	22	0	18	12	16	8	106	8.8
12	Karl-Anthony Towns	12-12	227	18.9	37-70	.529	1-5	.200	22-30	.733	24	55	79	6.6	27	1	14	15	31	5	97	8.1
41	Trey Lyles	12-2	234	19.5	36-74	.486	3-21	.143	20-29	.690	20	46	66	5.5	20	0	17	15	4	7	95	7.9
05	Andrew Harrison	12-12	271	22.6	28-73	.384	8-27	.296	28-36	.778	6	19	25	2.1	22	0	50	23	3	14	92	7.7
22	Alex Poythress	8-8	162	20.3	16-42	.381	0-7	.000	12-14	.857	12	18	30	3.8	17	1	2	8	12	4	44	5.5
03	Tyler Ulis	10-0	193	19.3	19-39	.487	10-19	.526	2-2	1.000	9	14	23	2.3	12	0	39	13	1	13	50	5.0
00	Marcus Lee	12-0	168	14.0	18-31	.581	0-0	.000	4-15	.267	21	21	42	3.5	23	0	4	9	10	1	40	3.3
35	Derek Willis	7-0	52	7.4	6-14	.429	4-12	.333	6-6	1.000	3	6	9	1.3	1	0	2	3	3	1	22	3.1
25	Dominique Hawkins	8-2	75	9.4	4-16	.250	1-7	.143	1-3	.333	1	6	7	0.9	8	0	8	1	0	1	10	1.3
13	Sam Malone	2-0	4	2.0	0-1	.000	0-0	.000	1-2	.500	1	2	3	1.5	0	0	0	1	0	0	1	0.5
24	EJ Floreal	4-0	9	2.3	0-1	.000	0-0	.000	1-2	.500	0	0	0	0.0	0	0	0	1	0	1	1	0.3
32	Brian Long	4-0	8	2.0	0-2	.000	0-2	.000	0-0	.000	0	0	0	0.0	0	0	0	0	0	1	0	0.0
21	Tod Lanter	2-0	1	0.5	0-0	.000	0-0	.000	0-0	.000	0	0	0	0.0	0	0	0	0	0	0	0	0.0
Team											17	11	28				1					
Total.....		12	2400		336-707	.475	65-207	.314	184-279	.659	180	319	499	41.6	202	3	208	135	104	102	921	76.8
Opponents.....		12	2400		198-660	.300	61-226	.270	115-173	.665	161	216	377	31.4	239	-	84	203	25	58	572	47.7

TEAM STATISTICS	UK	OPP	Date	Opponent	Score	Att.
SCORING	921	572	11/14/14	GRAND CANYON	w 85-45	22533
Points per game	76.8	47.7	11/16/14	BUFFALO	w 71-52	22175
Scoring margin	+29.1	-	11/18/14	vs Kansas	w 72-40	19306
FIELD GOALS-ATT	336-707	198-660	11/21/14	BOSTON	w 89-65	22485
Field goal pct	.475	.300	11/23/14	MONTANA STATE UNIVER	w 86-28	22384
3 POINT FG-ATT	65-207	61-226	11/25/14	UT ARLINGTON	w 92-44	22639
3-point FG pct	.314	.270	11/30/14	PROVIDENCE	w 58-38	23601
3-pt FG made per game	5.4	5.1	12/05/14	TEXAS	w 63-51	24340
FREE THROWS-ATT	184-279	115-173	12/07/14	EASTERN KENTUCKY UNIV.	w 82-49	23268
Free throw pct	.659	.665	12/10/14	COLUMBIA	w 56-46	22112
F-Throws made per game	15.3	9.6	12/13/14	NORTH CAROLINA	w 84-70	24406
REBOUNDS	499	377	12/20/14	UCLA	w 83-44	19726
Rebounds per game	41.6	31.4				
Rebounding margin	+10.2	-				
ASSISTS	208	84				
Assists per game	17.3	7.0				
TURNOVERS	135	203				
Turnovers per game	11.3	16.9				
Turnover margin	+5.7	-				
Assist/turnover ratio	1.5	0.4				
STEALS	102	58				
Steals per game	8.5	4.8				
BLOCKS	104	25				
Blocks per game	8.7	2.1				
ATTENDANCE	249669	19306				
Home games-Avg/Game	11-22697	0-0				
Neutral site-Avg/Game	-	1-19306				

* - Conference game

Score by Periods	1st	2nd	Totals
Kentucky	454	467	921
Opponents	268	304	572



2014-15 Kentucky Men's Basketball
 Kentucky Combined Team Statistics (as of Dec 20, 2014)
 Last Five Games



RECORD:	OVERALL	HOME	AWAY	NEUTRAL
ALL GAMES	5-0	5-0	0-0	0-0
CONFERENCE	0-0	0-0	0-0	0-0
NON-CONFERENCE	5-0	5-0	0-0	0-0

##	Player	gp-gs	min	avg	Total		3-Point		F-Throw		Rebounds				pf	dq	a	to	blk	stl	pts	avg
					fg-fga	fg%	3fg-fga	3fg%	ft-fa	ft%	off	def	tot	avg								
15	Willie Cauley-Stein	5-5	135	27.0	25-42	.595	0-0	.000	15-23	.652	12	26	38	7.6	6	0	2	4	12	13	65	13.0
02	Aaron Harrison	5-5	135	27.0	22-54	.407	8-27	.296	2-3	.667	2	11	13	2.6	6	0	12	6	1	8	54	10.8
01	Devin Booker	4-0	73	18.3	13-31	.419	8-18	.444	4-4	1.000	0	1	1	0.3	9	0	2	6	0	1	38	9.5
12	Karl-Anthony Towns	5-5	97	19.4	15-27	.556	1-2	.500	10-10	1.000	7	20	27	5.4	9	0	3	4	10	3	41	8.2
41	Trey Lyles	5-2	109	21.8	16-30	.533	0-5	.000	7-13	.538	13	19	32	6.4	8	0	6	5	2	3	39	7.8
05	Andrew Harrison	5-5	128	25.6	9-34	.265	3-14	.214	13-16	.813	2	8	10	2.0	10	0	26	13	1	4	34	6.8
44	Dakari Johnson	5-0	87	17.4	11-18	.611	0-0	.000	12-24	.500	8	12	20	4.0	9	0	9	6	6	5	34	6.8
22	Alex Poythress	3-3	57	19.0	5-11	.455	0-0	.000	5-6	.833	2	6	8	2.7	9	1	0	1	3	0	15	5.0
00	Marcus Lee	5-0	61	12.2	11-12	.917	0-0	.000	3-7	.429	7	7	14	2.8	5	0	2	4	1	1	25	5.0
03	Tyler Ulis	3-0	62	20.7	5-15	.333	2-5	.400	0-0	.000	4	6	10	3.3	5	0	18	4	0	2	12	4.0
35	Derek Willis	3-0	22	7.3	3-9	.333	3-9	.333	2-2	1.000	1	2	3	1.0	0	0	1	0	3	0	11	3.7
25	Dominique Hawkins	3-0	32	10.7	0-3	.000	0-3	.000	0-1	.000	0	2	2	0.7	3	0	7	1	0	0	0	0.0
32	Brian Long	1-0	1	1.0	0-0	.000	0-0	.000	0-0	.000	0	0	0	0.0	0	0	0	0	0	0	0	0.0
24	EJ Floreal	1-0	1	1.0	0-0	.000	0-0	.000	0-0	.000	0	0	0	0.0	0	0	0	1	0	1	0	0.0
Team											9	4	13				1					
Total.....		5	1000		135-286	.472	25-83	.301	73-109	.670	67	124	191	38.2	79	1	88	56	39	41	368	73.6
Opponents.....		5	1000		96-295	.325	29-104	.279	39-60	.650	77	94	171	34.2	92	-	45	77	9	26	260	52.0

TEAM STATISTICS	UK	OPP
SCORING	368	260
Points per game	73.6	52.0
Scoring margin	+21.6	-
FIELD GOALS-ATT	135-286	96-295
Field goal pct	.472	.325
3 POINT FG-ATT	25-83	29-104
3-point FG pct	.301	.279
3-pt FG made per game	5.0	5.8
FREE THROWS-ATT	73-109	39-60
Free throw pct	.670	.650
F-Throws made per game	14.6	7.8
REBOUNDS	191	171
Rebounds per game	38.2	34.2
Rebounding margin	+4.0	-
ASSISTS	88	45
Assists per game	17.6	9.0
TURNOVERS	56	77
Turnovers per game	11.2	15.4
Turnover margin	+4.2	-
Assist/turnover ratio	1.6	0.6
STEALS	41	26
Steals per game	8.2	5.2
BLOCKS	39	9
Blocks per game	7.8	1.8
ATTENDANCE	113852	0
Home games-Avg/Game	5-22770	0-0
Neutral site-Avg/Game	-	0-0

Date	Opponent		Score	Att.
12/05/14	TEXAS	w	63-51	24340
12/07/14	EASTERN KENTUCKY UNIV.	w	82-49	23268
12/10/14	COLUMBIA	w	56-46	22112
12/13/14	NORTH CAROLINA	w	84-70	24406
12/20/14	UCLA	w	83-44	19726

* - Conference game

Score by Periods	1st	2nd	Totals
Kentucky	180	188	368
Opponents	106	154	260



2014-15 Kentucky Men's Basketball
 Kentucky Season Schedule/Results & Leaders (as of Dec 20, 2014)
 All games



RECORD:	OVERALL	HOME	AWAY	NEUTRAL
ALL GAMES	12-0	11-0	0-0	1-0
CONFERENCE	0-0	0-0	0-0	0-0
NON-CONFERENCE	12-0	11-0	0-0	1-0

Date	Opponent	Score	Att.	High Points	High Rebounds
11/14/14	GRAND CANYON	w 85-45	22533	(16)Andrew Harrison	(13)Dakari Johnson
11/16/14	BUFFALO	w 71-52	22175	(12)Trey Lyles (12)Tyler Ulis	(12)Dakari Johnson
11/18/14	vs Kansas	w 72-40	19306	(11)Dakari Johnson	(10)Willie Cauley-Stein
11/21/14	BOSTON	w 89-65	22485	(19)Aaron Harrison	(6)Dakari Johnson
11/23/14	MONTANA STATE UNIVER	w 86-28	22384	(18)Devin Booker	(10)Karl-Anthony Towns
11/25/14	UT ARLINGTON	w 92-44	22639	(19)Devin Booker	(11)Karl-Anthony Towns
11/30/14	PROVIDENCE	w 58-38	23601	(11)Willie Cauley-Stein (11)Karl-Anthony Towns	(6)Willie Cauley-Stein (6)Karl-Anthony Towns
12/05/14	TEXAS	w 63-51	24340	(21)Willie Cauley-Stein	(12)Willie Cauley-Stein
12/07/14	EASTERN KENTUCKY UNIV.	w 82-49	23268	(19)Karl-Anthony Towns	(10)Trey Lyles
12/10/14	COLUMBIA	w 56-46	22112	(14)Aaron Harrison	(10)Trey Lyles (10)Willie Cauley-Stein
12/13/14	NORTH CAROLINA	w 84-70	24406	(15)Devin Booker (15)Willie Cauley-Stein	(6)Willie Cauley-Stein
12/20/14	UCLA	w 83-44	19726	(19)Devin Booker	(10)Karl-Anthony Towns

* - Conference game

Attendance Summary	Games	Attend	Avg/Game
Home	11	249669	22697
Away	0	0	0
Neutral	1	19306	19306
Total	12	268975	22415



2014-15 Kentucky Men's Basketball
 Kentucky Overall Team Statistics (as of Dec 20, 2014)
 All games



TEAM STATISTICS	UK	OPP
SCORING	921	572
Points per game	76.8	47.7
Scoring margin	+29.1	-
FIELD GOALS-ATT	336-707	198-660
Field goal pct	.475	.300
3 POINT FG-ATT	65-207	61-226
3-point FG pct	.314	.270
3-pt FG made per game	5.4	5.1
FREE THROWS-ATT	184-279	115-173
Free throw pct	.659	.665
F-Throws made per game	15.3	9.6
REBOUNDS	499	377
Rebounds per game	41.6	31.4
Rebounding margin	+10.2	-
ASSISTS	208	84
Assists per game	17.3	7.0
TURNOVERS	135	203
Turnovers per game	11.3	16.9
Turnover margin	+5.7	-
Assist/turnover ratio	1.5	0.4
STEALS	102	58
Steals per game	8.5	4.8
BLOCKS	104	25
Blocks per game	8.7	2.1
WINNING STREAK	12	-
Home win streak	11	-
ATTENDANCE	249669	19306
Home games-Avg/Game	11-22697	0-0
Neutral site-Avg/Game	-	1-19306

Score by Periods	1st	2nd	Totals
Kentucky	454	467	921
Opponents	268	304	572



2014-15 Kentucky Men's Basketball
 Kentucky Team Game-by-Game (as of Dec 20, 2014)
 All games



TEAM STATISTICS

Opponent	Date	Score		Total		3-Pointers		Free throws		Rebounds				pf	a	t/o	blk	stl	pts	avg
				fg-fga	pct	3fg-fga	pct	ft-fta	pct	off	def	tot	avg							
GRAND CANYON	11/14/14	85-45	W	34-70	.486	3-14	.214	14-19	.737	24	27	51	51.0	16	13	13	10	8	85	85.0
BUFFALO	11/16/14	71-52	W	25-61	.410	6-20	.300	15-23	.652	19	26	45	48.0	21	17	14	7	10	71	78.0
vs Kansas	11/18/14	72-40	W	25-58	.431	6-18	.333	16-26	.615	15	32	47	47.7	21	15	6	11	5	72	76.0
BOSTON	11/21/14	89-65	W	34-59	.576	8-21	.381	13-23	.565	8	22	30	43.2	21	24	13	9	9	89	79.2
MONTANA STATE UNIVE	11/23/14	86-28	W	29-67	.433	7-26	.269	21-29	.724	18	35	53	45.2	8	19	8	12	11	86	80.6
UT ARLINGTON	11/25/14	92-44	W	30-53	.566	8-18	.444	24-33	.727	15	34	49	45.8	16	19	18	11	6	92	82.5
PROVIDENCE	11/30/14	58-38	W	24-53	.453	2-7	.286	8-17	.471	14	19	33	44.0	20	13	7	5	12	58	79.0
TEXAS	12/05/14	63-51	W	21-56	.375	1-12	.083	20-32	.625	12	19	31	42.4	26	12	8	4	9	63	77.0
EASTERN KENTUCKY UN	12/07/14	82-49	W	33-58	.569	3-13	.231	13-17	.765	10	38	48	43.0	14	21	17	11	6	82	77.6
COLUMBIA	12/10/14	56-46	W	22-60	.367	2-17	.118	10-17	.588	21	20	41	42.8	9	11	4	6	6	56	75.4
NORTH CAROLINA	12/13/14	84-70	W	27-48	.563	7-15	.467	23-31	.742	11	13	24	41.1	17	19	15	5	12	84	76.2
UCLA	12/20/14	83-44	W	32-64	.500	12-26	.462	7-12	.583	13	34	47	41.6	13	25	12	13	8	83	76.8
Kentucky		921		336-707	.475	65-207	.314	184-279	.659	180	319	499	41.6	202	208	135	104	102	921	76.8
Opponents		572		198-660	.300	61-226	.270	115-173	.665	161	216	377	31.4	239	84	203	25	58	572	47.7

Games played: 12
 Points/game: 76.8
 FG Pct: 47.5
 3FG Pct: 31.4
 FT Pct: 65.9

Rebounds/game: 41.6
 Assists/game: 17.3
 Turnovers/game: 11.3
 Assist/turnover ratio: 1.5
 Steals/game: 8.5
 Blocks/game: 8.7



2014-15 Kentucky Men's Basketball
 Kentucky Opponent Game-by-Game (as of Dec 20, 2014)
 All games



OPPONENT STATISTICS

Opponent	Date	Score		Total		3-Pointers		Free throws		Rebounds				pf	a	t/o	blk	stl	pts	avg
				fg-fga	pct	3fg-fga	pct	ft-fta	pct	off	def	tot	avg							
GRAND CANYON	11/14/14	85-45	W	15-48	.313	7-15	.467	8-16	.500	9	12	21	21.0	20	8	21	3	5	45	45.0
BUFFALO	11/16/14	71-52	W	16-46	.348	4-12	.333	16-21	.762	7	18	25	23.0	21	5	17	3	5	52	48.5
vs Kansas	11/18/14	72-40	W	11-56	.196	3-15	.200	15-27	.556	20	22	42	29.3	19	4	11	3	5	40	45.7
BOSTON	11/21/14	89-65	W	20-52	.385	9-24	.375	16-18	.889	9	16	25	28.3	24	10	22	1	5	65	50.5
MONTANA STATE UNIVE	11/23/14	86-28	W	12-61	.197	2-23	.087	2-2	1.000	13	22	35	29.6	23	4	21	3	3	28	46.0
UT ARLINGTON	11/25/14	92-44	W	17-63	.270	4-21	.190	6-11	.545	15	14	29	29.5	27	3	16	0	8	44	45.7
PROVIDENCE	11/30/14	58-38	W	11-39	.282	3-12	.250	13-18	.722	11	18	29	29.4	13	5	18	3	1	38	44.6
TEXAS	12/05/14	63-51	W	14-47	.298	4-20	.200	19-29	.655	16	26	42	31.0	25	9	22	1	4	51	45.4
EASTERN KENTUCKY UN	12/07/14	82-49	W	18-69	.261	6-30	.200	7-10	.700	14	14	28	30.7	17	8	12	1	8	49	45.8
COLUMBIA	12/10/14	56-46	W	18-48	.375	8-25	.320	2-4	.500	9	19	28	30.4	18	6	10	2	3	46	45.8
NORTH CAROLINA	12/13/14	84-70	W	27-60	.450	6-13	.462	10-13	.769	18	13	31	30.5	22	13	18	2	5	70	48.0
UCLA	12/20/14	83-44	W	19-71	.268	5-16	.313	1-4	.250	20	22	42	31.4	10	9	15	3	6	44	47.7
Opponents		572		198-660	.300	61-226	.270	115-173	.665	161	216	377	31.4	239	84	203	25	58	572	47.7
Kentucky		921		336-707	.475	65-207	.314	184-279	.659	180	319	499	41.6	202	208	135	104	102	921	76.8

Games played: 12
 Points/game: 47.7
 FG Pct: 30.0
 3FG Pct: 27.0
 FT Pct: 66.5

Rebounds/game: 31.4
 Assists/game: 7.0
 Turnovers/game: 16.9
 Assist/turnover ratio: 0.4
 Steals/game: 4.8
 Blocks/game: 2.1



2014-15 Kentucky Men's Basketball
 Kentucky Team Game-by-Game Comparison (as of Dec 20, 2014)
 All games



Opponent	1st	2nd	Score	Mar	Total FG	FG Pct	3-Pointers	3FG Pct	Free Throws	FT Pct	Rebounds	A
GRAND CANYON	43/16	42/29	85-45	+40	34-70/15-48	.486/.313	3-14/7-15	.214/.467	14-19/8-16	.737/.500	51/21	+30
BUFFALO	33/38	38/14	71-52	+19	25-61/16-46	.410/.348	6-20/4-12	.300/.333	15-23/16-21	.652/.762	45/25	+20
Kansas	38/28	34/12	72-40	+32	25-58/11-56	.431/.196	6-18/3-15	.333/.200	16-26/15-27	.615/.556	47/42	+5
BOSTON	40/35	49/30	89-65	+24	34-59/20-52	.576/.385	8-21/9-24	.381/.375	13-23/16-18	.565/.889	30/25	+5
MONTANA STATE UNIVER	39/11	47/17	86-28	+58	29-67/12-61	.433/.197	7-26/2-23	.269/.087	21-29/2-2	.724/1000	53/35	+18
UT ARLINGTON	55/12	37/32	92-44	+48	30-53/17-63	.566/.270	8-18/4-21	.444/.190	24-33/6-11	.727/.545	49/29	+20
PROVIDENCE	26/22	32/16	58-38	+20	24-53/11-39	.453/.282	2-7/3-12	.286/.250	8-17/13-18	.471/.722	33/29	+4
TEXAS	26/26	37/25	63-51	+12	21-56/14-47	.375/.298	1-12/4-20	.083/.200	20-32/19-29	.625/.655	31/42	(11)
EASTERN KENTUCKY UNIV.	41/14	41/35	82-49	+33	33-58/18-69	.569/.261	3-13/6-30	.231/.200	13-17/7-10	.765/.700	48/28	+20
COLUMBIA	23/25	33/21	56-46	+10	22-60/18-48	.367/.375	2-17/8-25	.118/.320	10-17/2-4	.588/.500	41/28	+13
NORTH CAROLINA	49/34	35/36	84-70	+14	27-48/27-60	.563/.450	7-15/6-13	.467/.462	23-31/10-13	.742/.769	24/31	(7)
UCLA	41/7	42/37	83-44	+39	32-64/19-71	.500/.268	12-26/5-16	.462/.313	7-12/1-4	.583/.250	47/42	+5

Note: Game totals are displayed in the format TEAM/OPPONENT for each category



2014-15 Kentucky Men's Basketball
 Kentucky Game-by-Game Highs (as of Dec 20, 2014)
 All games



Opponent	Date	Score	Points	Rebounds	Assists	Steals	Blocked shots
GRAND CANYON	11/14/14	85-45	16-Andrew Harrison	13-Dakari Johnson	3-Andrew Harrison Dakari Johnson	2-Devin Booker Willie Cauley-Stein Aaron Harrison	4-Willie Cauley-Stein
BUFFALO	11/16/14	71-52	12-Tyler Ulis Trey Lyles	12-Dakari Johnson	6-Tyler Ulis	2-Willie Cauley-Stein Devin Booker	4-Dakari Johnson
vs Kansas	11/18/14	72-40	11-Dakari Johnson	10-Willie Cauley-Stein	4-Andrew Harrison	1-Derek Willis Tyler Ulis Alex Poythress Trey Lyles Willie Cauley-Stein	4-Karl-Anthony Town Marcus Lee
BOSTON	11/21/14	89-65	19-Aaron Harrison	6-Dakari Johnson	7-Devin Booker	2-Aaron Harrison Tyler Ulis	5-Karl-Anthony Town
MONTANA STATE UNIVER	11/23/14	86-28	18-Devin Booker	10-Karl-Anthony Town	5-Tyler Ulis	3-Devin Booker	6-Karl-Anthony Town
UT ARLINGTON	11/25/14	92-44	19-Devin Booker	11-Karl-Anthony Town	5-Tyler Ulis	2-Devin Booker	4-Alex Poythress
PROVIDENCE	11/30/14	58-38	11-Karl-Anthony Town Willie Cauley-Stein	6-Karl-Anthony Town Willie Cauley-Stein	4-Andrew Harrison Aaron Harrison	4-Andrew Harrison	2-Marcus Lee
TEXAS	12/05/14	63-51	21-Willie Cauley-Stein	12-Willie Cauley-Stein	4-Tyler Ulis Andrew Harrison	5-Willie Cauley-Stein	3-Willie Cauley-Stein
EASTERN KENTUCKY UNI	12/07/14	82-49	19-Karl-Anthony Town	10-Trey Lyles	6-Dominique Hawkins Andrew Harrison	2-Willie Cauley-Stein	4-Karl-Anthony Town
COLUMBIA	12/10/14	56-46	14-Aaron Harrison	10-Willie Cauley-Stein Trey Lyles	3-Aaron Harrison Andrew Harrison	3-Aaron Harrison	3-Karl-Anthony Town
NORTH CAROLINA	12/13/14	84-70	15-Willie Cauley-Stein Devin Booker	6-Willie Cauley-Stein	8-Tyler Ulis	4-Willie Cauley-Stein	2-Dakari Johnson Willie Cauley-Stein
UCLA	12/20/14	83-44	19-Devin Booker	10-Karl-Anthony Town	8-Andrew Harrison	3-Aaron Harrison	4-Dakari Johnson Willie Cauley-Stein



2014-15 Kentucky Men's Basketball
 Kentucky Team High/Low Analysis (as of Dec 20, 2014)
 All games



Kentucky - TEAM GAME HIGHS

POINTS	92		UT ARLINGTON (11/25/14)
	89		BOSTON (11/21/14)
	86		MONTANA STATE UNIVER (11/23/14)
	85		GRAND CANYON (11/14/14)
	84		NORTH CAROLINA (12/13/14)
FIELD GOALS MADE	34		BOSTON (11/21/14)
	34		GRAND CANYON (11/14/14)
FIELD GOAL ATTEMPTS	70		GRAND CANYON (11/14/14)
	67		MONTANA STATE UNIVER (11/23/14)
FIELD GOAL PERCENTAGE	.576	(34-59)	BOSTON (11/21/14)
	.569	(33-58)	EASTERN KENTUCKY UNIV. (12/07/14)
3 PT FIELD GOALS MADE	12		UCLA (12/20/14)
	8		UT ARLINGTON (11/25/14)
	8		BOSTON (11/21/14)
3 PT FG ATTEMPTS	26		UCLA (12/20/14)
	26		MONTANA STATE UNIVER (11/23/14)
3 PT FG PERCENTAGE	.467	(7-15)	NORTH CAROLINA (12/13/14)
	.462	(12-26)	UCLA (12/20/14)
FREE THROWS MADE	24		UT ARLINGTON (11/25/14)
	23		NORTH CAROLINA (12/13/14)
FREE THROW ATTEMPTS	33		UT ARLINGTON (11/25/14)
	32		TEXAS (12/05/14)
FREE THROW PERCENTAGE	.765	(13-17)	EASTERN KENTUCKY UNIV. (12/07/14)
	.742	(23-31)	NORTH CAROLINA (12/13/14)
REBOUNDS	53		MONTANA STATE UNIVER (11/23/14)
	51		GRAND CANYON (11/14/14)
ASSISTS	25		UCLA (12/20/14)
	24		BOSTON (11/21/14)
STEALS	12		NORTH CAROLINA (12/13/14)
	12		PROVIDENCE (11/30/14)
BLOCKED SHOTS	13		UCLA (12/20/14)
	12		MONTANA STATE UNIVER (11/23/14)
TURNOVERS	18		UT ARLINGTON (11/25/14)
	17		EASTERN KENTUCKY UNIV. (12/07/14)
FOULS	26		TEXAS (12/05/14)
	21		BOSTON (11/21/14)
	21		vs Kansas (11/18/14)
	21		BUFFALO (11/16/14)



2014-15 Kentucky Men's Basketball
 Kentucky High/Low Analysis (as of Dec 20, 2014)
 All games



Opponent - GAME HIGHS

POINTS	70		NORTH CAROLINA (12/13/14)
	65		BOSTON (11/21/14)
	52		BUFFALO (11/16/14)
	51		TEXAS (12/05/14)
	49		EASTERN KENTUCKY UNIV. (12/07/14)
FIELD GOALS MADE	27		NORTH CAROLINA (12/13/14)
	20		BOSTON (11/21/14)
FIELD GOAL ATTEMPTS	71		UCLA (12/20/14)
	69		EASTERN KENTUCKY UNIV. (12/07/14)
FIELD GOAL PERCENTAGE	.450	(27-60)	NORTH CAROLINA (12/13/14)
	.385	(20-52)	BOSTON (11/21/14)
3 PT FIELD GOALS MADE	9		BOSTON (11/21/14)
	8		COLUMBIA (12/10/14)
3 PT FG ATTEMPTS	30		EASTERN KENTUCKY UNIV. (12/07/14)
	25		COLUMBIA (12/10/14)
3 PT FG PERCENTAGE	.467	(7-15)	GRAND CANYON (11/14/14)
	.462	(6-13)	NORTH CAROLINA (12/13/14)
FREE THROWS MADE	19		TEXAS (12/05/14)
	16		BOSTON (11/21/14)
	16		BUFFALO (11/16/14)
FREE THROW ATTEMPTS	29		TEXAS (12/05/14)
	27		vs Kansas (11/18/14)
FREE THROW PERCENTAGE	1.000	(2-2)	MONTANA STATE UNIVER (11/23/14)
	.889	(16-18)	BOSTON (11/21/14)
REBOUNDS	42		UCLA (12/20/14)
	42		TEXAS (12/05/14)
	42		vs Kansas (11/18/14)
ASSISTS	13		NORTH CAROLINA (12/13/14)
	10		BOSTON (11/21/14)
STEALS	8		EASTERN KENTUCKY UNIV. (12/07/14)
	8		UT ARLINGTON (11/25/14)
BLOCKED SHOTS	3		UCLA (12/20/14)
	3		PROVIDENCE (11/30/14)
	3		MONTANA STATE UNIVER (11/23/14)
	3		vs Kansas (11/18/14)
	3		BUFFALO (11/16/14)
	3		GRAND CANYON (11/14/14)
TURNOVERS	22		TEXAS (12/05/14)
	22		BOSTON (11/21/14)
FOULS	27		UT ARLINGTON (11/25/14)
	25		TEXAS (12/05/14)



2014-15 Kentucky Men's Basketball
 Kentucky High/Low Analysis (as of Dec 20, 2014)
 All games



Kentucky - GAME LOWS

POINTS	56		COLUMBIA (12/10/14)
	58		PROVIDENCE (11/30/14)
	63		TEXAS (12/05/14)
	71		BUFFALO (11/16/14)
	72		vs Kansas (11/18/14)
FIELD GOALS MADE	21		TEXAS (12/05/14)
	22		COLUMBIA (12/10/14)
FIELD GOAL ATTEMPTS	48		NORTH CAROLINA (12/13/14)
	53		UT ARLINGTON (11/25/14)
	53		PROVIDENCE (11/30/14)
FIELD GOAL PERCENTAGE	.367	(22-60)	COLUMBIA (12/10/14)
	.375	(21-56)	TEXAS (12/05/14)
3 PT FIELD GOALS MADE	1		TEXAS (12/05/14)
	2		PROVIDENCE (11/30/14)
	2		COLUMBIA (12/10/14)
3 PT FG ATTEMPTS	7		PROVIDENCE (11/30/14)
	12		TEXAS (12/05/14)
3 PT FG PERCENTAGE	.083	(1-12)	TEXAS (12/05/14)
	.118	(2-17)	COLUMBIA (12/10/14)
FREE THROWS MADE	7		UCLA (12/20/14)
	8		PROVIDENCE (11/30/14)
FREE THROW ATTEMPTS	12		UCLA (12/20/14)
	17		PROVIDENCE (11/30/14)
	17		EASTERN KENTUCKY UNIV. (12/07/14)
	17		COLUMBIA (12/10/14)
FREE THROW PERCENTAGE	.471	(8-17)	PROVIDENCE (11/30/14)
	.565	(13-23)	BOSTON (11/21/14)
REBOUNDS	24		NORTH CAROLINA (12/13/14)
	30		BOSTON (11/21/14)
ASSISTS	11		COLUMBIA (12/10/14)
	12		TEXAS (12/05/14)
STEALS	5		vs Kansas (11/18/14)
	6		UT ARLINGTON (11/25/14)
	6		EASTERN KENTUCKY UNIV. (12/07/14)
	6		COLUMBIA (12/10/14)
BLOCKED SHOTS	4		TEXAS (12/05/14)
	5		PROVIDENCE (11/30/14)
	5		NORTH CAROLINA (12/13/14)
TURNOVERS	4		COLUMBIA (12/10/14)
	6		vs Kansas (11/18/14)
FOULS	8		MONTANA STATE UNIVER (11/23/14)
	9		COLUMBIA (12/10/14)



2014-15 Kentucky Men's Basketball
 Kentucky High/Low Analysis (as of Dec 20, 2014)
 All games



Opponent - GAME LOWS

POINTS	28		MONTANA STATE UNIVER (11/23/14)
	38		PROVIDENCE (11/30/14)
	40		vs Kansas (11/18/14)
	44		UT ARLINGTON (11/25/14)
	44		UCLA (12/20/14)
FIELD GOALS MADE	11		vs Kansas (11/18/14)
	11		PROVIDENCE (11/30/14)
FIELD GOAL ATTEMPTS	39		PROVIDENCE (11/30/14)
	46		BUFFALO (11/16/14)
FIELD GOAL PERCENTAGE	.196	(11-56)	vs Kansas (11/18/14)
	.197	(12-61)	MONTANA STATE UNIVER (11/23/14)
3 PT FIELD GOALS MADE	2		MONTANA STATE UNIVER (11/23/14)
	3		vs Kansas (11/18/14)
	3		PROVIDENCE (11/30/14)
3 PT FG ATTEMPTS	12		BUFFALO (11/16/14)
	12		PROVIDENCE (11/30/14)
3 PT FG PERCENTAGE	.087	(2-23)	MONTANA STATE UNIVER (11/23/14)
	.190	(4-21)	UT ARLINGTON (11/25/14)
FREE THROWS MADE	1		UCLA (12/20/14)
	2		MONTANA STATE UNIVER (11/23/14)
	2		COLUMBIA (12/10/14)
FREE THROW ATTEMPTS	2		MONTANA STATE UNIVER (11/23/14)
	4		COLUMBIA (12/10/14)
	4		UCLA (12/20/14)
FREE THROW PERCENTAGE	.250	(1-4)	UCLA (12/20/14)
	.500	(2-4)	COLUMBIA (12/10/14)
	.500	(8-16)	GRAND CANYON (11/14/14)
REBOUNDS	21		GRAND CANYON (11/14/14)
	25		BUFFALO (11/16/14)
	25		BOSTON (11/21/14)
ASSISTS	3		UT ARLINGTON (11/25/14)
	4		vs Kansas (11/18/14)
	4		MONTANA STATE UNIVER (11/23/14)
STEALS	1		PROVIDENCE (11/30/14)
	3		MONTANA STATE UNIVER (11/23/14)
	3		COLUMBIA (12/10/14)
BLOCKED SHOTS	0		UT ARLINGTON (11/25/14)
	1		BOSTON (11/21/14)
	1		TEXAS (12/05/14)
	1		EASTERN KENTUCKY UNIV. (12/07/14)
TURNOVERS	10		COLUMBIA (12/10/14)
	11		vs Kansas (11/18/14)
FOULS	10		UCLA (12/20/14)
	13		PROVIDENCE (11/30/14)



2014-15 Kentucky Men's Basketball
 Kentucky Player High/Low Analysis (as of Dec 20, 2014)
 All games



Kentucky - INDIVIDUAL GAME HIGHS

Points	21		Willie Cauley-Stein vs Texas (12/05/14)
	19		Devin Booker vs UCLA (12/20/14)
	19		Karl-Anthony Towns vs Eastern Kentucky Univ. (12/07/14)
	19		Devin Booker vs UT Arlington (11/25/14)
	19		Aaron Harrison vs Boston (11/21/14)
Field Goals Made	8		Karl-Anthony Towns vs Eastern Kentucky Univ. (12/07/14)
	7		Devin Booker vs UCLA (12/20/14)
	7		Devin Booker vs UT Arlington (11/25/14)
	7		Aaron Harrison vs Boston (11/21/14)
Field Goal Att.	15		Aaron Harrison vs Columbia (12/10/14)
	15		Aaron Harrison vs Boston (11/21/14)
FG Pct (min 5 made)	1.000	(5-5)	Karl-Anthony Towns vs UT Arlington (11/25/14)
	.889	(8-9)	Karl-Anthony Towns vs Eastern Kentucky Univ. (12/07/14)
3-Point FG Made	5		Devin Booker vs UCLA (12/20/14)
	5		Devin Booker vs UT Arlington (11/25/14)
3-Point FG Att.	8		Aaron Harrison vs UCLA (12/20/14)
	7		Aaron Harrison vs North Carolina (12/13/14)
	7		Aaron Harrison vs UT Arlington (11/25/14)
3-Pt FG Pct (min 2 made)	1.000	(3-3)	Devin Booker vs North Carolina (12/13/14)
	1.000	(2-2)	Tyler Ulis vs Montana State Univer (11/23/14)
	1.000	(2-2)	Andrew Harrison vs Kansas (11/18/14)
Free Throws Made	12		Dakari Johnson vs UT Arlington (11/25/14)
	9		Andrew Harrison vs North Carolina (12/13/14)
	9		Willie Cauley-Stein vs Texas (12/05/14)
Free Throw Att.	14		Dakari Johnson vs UT Arlington (11/25/14)
	12		Willie Cauley-Stein vs Texas (12/05/14)
FT Pct (min 3 made)	1.000	(6-6)	Karl-Anthony Towns vs Texas (12/05/14)
	1.000	(6-6)	Trey Lyles vs Montana State Univer (11/23/14)
	1.000	(4-4)	Alex Poythress vs Kansas (11/18/14)
	1.000	(4-4)	Devin Booker vs Buffalo (11/16/14)
	1.000	(3-3)	Andrew Harrison vs UT Arlington (11/25/14)
	1.000	(3-3)	Aaron Harrison vs Montana State Univer (11/23/14)
Rebounds	13		Dakari Johnson vs Grand Canyon (11/14/14)
	12		Willie Cauley-Stein vs Texas (12/05/14)
	12		Dakari Johnson vs Buffalo (11/16/14)
Assists	8		Andrew Harrison vs UCLA (12/20/14)
	8		Tyler Ulis vs North Carolina (12/13/14)
Steals	5		Willie Cauley-Stein vs Texas (12/05/14)
	4		Willie Cauley-Stein vs North Carolina (12/13/14)
	4		Andrew Harrison vs Providence (11/30/14)
Blocked Shots	6		Karl-Anthony Towns vs Montana State Univer (11/23/14)
	5		Karl-Anthony Towns vs Boston (11/21/14)
Turnovers	5		Andrew Harrison vs Eastern Kentucky Univ. (12/07/14)
	5		Trey Lyles vs UT Arlington (11/25/14)
Fouls	5		Alex Poythress vs Texas (12/05/14)
	5		Willie Cauley-Stein vs Boston (11/21/14)
	5		Karl-Anthony Towns vs Buffalo (11/16/14)
Minutes	33		Aaron Harrison vs Columbia (12/10/14)
	33		Willie Cauley-Stein vs Texas (12/05/14)



2014-15 Kentucky Men's Basketball
 Kentucky Opponent High/Low Analysis (as of Dec 20, 2014)
 All games



OPPONENT INDIVIDUAL GAME HIGHS

Points	24		Hankerson, Cedric vs Boston (11/21/14)
	19		Richardson, Denzel vs Eastern Kentucky Univ. (12/07/14)
	16		Lo, Maodo vs Columbia (12/10/14)
	16		Skeete, Jarryn vs Buffalo (11/16/14)
	15		Johnson, Brice vs North Carolina (12/13/14)
	15		Wigginton, Rodell vs Buffalo (11/16/14)
	15		Woolridge, Royce vs Grand Canyon (11/14/14)
Field Goals Made	8		Richardson, Denzel vs Eastern Kentucky Univ. (12/07/14)
	7		Johnson, Brice vs North Carolina (12/13/14)
	7		Hankerson, Cedric vs Boston (11/21/14)
Field Goal Att.	17		Lo, Maodo vs Columbia (12/10/14)
	15		Hankerson, Cedric vs Boston (11/21/14)
FG Pct (min 5 made)	.750	(6-8)	Skeete, Jarryn vs Buffalo (11/16/14)
	.727	(8-11)	Richardson, Denzel vs Eastern Kentucky Univ. (12/07/14)
3-Point FG Made	5		Hankerson, Cedric vs Boston (11/21/14)
	4		Paige, Marcus vs North Carolina (12/13/14)
	4		Lo, Maodo vs Columbia (12/10/14)
	4		Skeete, Jarryn vs Buffalo (11/16/14)
	4		Woolridge, Royce vs Grand Canyon (11/14/14)
3-Point FG Att.	10		Lo, Maodo vs Columbia (12/10/14)
	9		Hankerson, Cedric vs Boston (11/21/14)
3-Pt FG Pct (min 2 made)	1.000	(4-4)	Woolridge, Royce vs Grand Canyon (11/14/14)
	1.000	(3-3)	Richardson, Denzel vs Eastern Kentucky Univ. (12/07/14)
Free Throws Made	9		Wigginton, Rodell vs Buffalo (11/16/14)
	6		Dieudonne, Nathan vs Boston (11/21/14)
Free Throw Att.	11		Wigginton, Rodell vs Buffalo (11/16/14)
	8		Ibeh, Prince vs Texas (12/05/14)
	8		Alexander, Cliff vs Kansas (11/18/14)
FT Pct (min 3 made)	1.000	(6-6)	Dieudonne, Nathan vs Boston (11/21/14)
	1.000	(5-5)	Holland, DeMarcus vs Texas (12/05/14)
	1.000	(5-5)	Alexander, Daniel vs Grand Canyon (11/14/14)
	1.000	(4-4)	Turner, Myles vs Texas (12/05/14)
	1.000	(4-4)	Dunn, Kris vs Providence (11/30/14)
	1.000	(3-3)	Outler, Jamel vs UT Arlington (11/25/14)
Rebounds	9		Looney, Kevon vs UCLA (12/20/14)
	9		Lammert, Connor vs Texas (12/05/14)
	9		Hervey, Kevin vs UT Arlington (11/25/14)
Assists	6		Paige, Marcus vs North Carolina (12/13/14)
	5		Holland, DeMarcus vs Texas (12/05/14)
Steals	4		Tokoto, JP vs North Carolina (12/13/14)
	3		Parker, Tony vs UCLA (12/20/14)
	3		Lo, Maodo vs Columbia (12/10/14)
	3		McGlone, Isaac vs Eastern Kentucky Univ. (12/07/14)
	3		Hill, Johnny vs UT Arlington (11/25/14)
	3		McClanahan, Lonnie vs UT Arlington (11/25/14)
	3		Mosely, Cheddi vs Boston (11/21/14)
Blocked Shots	3		Traylor, Jamari vs Kansas (11/18/14)
	2		Looney, Kevon vs UCLA (12/20/14)
	2		Osetkowski, Cory vs Columbia (12/10/14)
	2		Ford, Xavier vs Buffalo (11/16/14)
	2		Okafor, Tobe vs Grand Canyon (11/14/14)
Turnovers	10		Dunn, Kris vs Providence (11/30/14)
	6		Tokoto, JP vs North Carolina (12/13/14)

Fouls	5	Ridley, Cameron vs Texas (12/05/14)
	5	Turner, Myles vs Texas (12/05/14)
	5	Hervey, Kevin vs UT Arlington (11/25/14)
	5	Dieudonne, Nathan vs Boston (11/21/14)
	5	Smith, Kerwin vs Grand Canyon (11/14/14)
	5	Davis, De'Andre vs Grand Canyon (11/14/14)



2014-15 Kentucky Men's Basketball
 Kentucky Category Leaders (as of Dec 23, 2014)
 All games



Points	G	Pts	Pts/G
Aaron Harrison	12	127	10.6
Willie Cauley-Stein	12	126	10.5
Devin Booker	11	110	10.0
Dakari Johnson	12	106	8.8
Karl-Anthony Towns	12	97	8.1
Trey Lyles	12	95	7.9
Andrew Harrison	12	92	7.7
Tyler Ulis	10	50	5.0
Alex Poythress	8	44	5.5
Marcus Lee	12	40	3.3
Derek Willis	7	22	3.1
Dominique Hawkins	8	10	1.3

Scoring Average	G	Pts	Avg/G
Aaron Harrison	12	127	10.6
Willie Cauley-Stein	12	126	10.5
Devin Booker	11	110	10.0
Dakari Johnson	12	106	8.8
Karl-Anthony Towns	12	97	8.1
Trey Lyles	12	95	7.9
Andrew Harrison	12	92	7.7
Alex Poythress	8	44	5.5
Tyler Ulis	10	50	5.0
Marcus Lee	12	40	3.3
Derek Willis	7	22	3.1
Dominique Hawkins	8	10	1.3

FG Percentage	FG	Att	Pct
Willie Cauley-Stein	52	84	.619
Dakari Johnson	34	56	.607
Marcus Lee	18	31	.581
Karl-Anthony Towns	37	70	.529
Tyler Ulis	19	39	.487
Trey Lyles	36	74	.486
Devin Booker	38	79	.481
Derek Willis	6	14	.429
Aaron Harrison	48	125	.384
Andrew Harrison	28	73	.384
Alex Poythress	16	42	.381
Dominique Hawkins	4	16	.250

Field Goal Attempts	G	Att	Att/G
Aaron Harrison	12	125	10.4
Willie Cauley-Stein	12	84	7.0
Devin Booker	11	79	7.2
Trey Lyles	12	74	6.2
Andrew Harrison	12	73	6.1

Field Goals Made	G	Made	Made/G
Willie Cauley-Stein	12	52	4.3
Aaron Harrison	12	48	4.0
Devin Booker	11	38	3.5
Karl-Anthony Towns	12	37	3.1
Trey Lyles	12	36	3.0

3-Point Percentage	3FG	Att	Pct
Tyler Ulis	10	19	.526
Devin Booker	22	48	.458
Derek Willis	4	12	.333
Andrew Harrison	8	27	.296
Aaron Harrison	16	59	.271
Karl-Anthony Towns	1	5	.200
Trey Lyles	3	21	.143
Dominique Hawkins	1	7	.143
Brian Long	0	2	.000
Alex Poythress	0	7	.000

3-Point FG Attempts	G	Att	Att/G
Aaron Harrison	12	59	4.9
Devin Booker	11	48	4.4
Andrew Harrison	12	27	2.3
Trey Lyles	12	21	1.8
Tyler Ulis	10	19	1.9

3-Point FG Made	G	Made	Made/G
Devin Booker	11	22	2.0
Aaron Harrison	12	16	1.3
Tyler Ulis	10	10	1.0
Andrew Harrison	12	8	0.7
Derek Willis	7	4	0.6

Free Throw Percent	FG	Att	Pct
Tyler Ulis	2	2	1.000
Derek Willis	6	6	1.000
Alex Poythress	12	14	.857
Devin Booker	12	15	.800
Andrew Harrison	28	36	.778
Karl-Anthony Towns	22	30	.733
Trey Lyles	20	29	.690
Aaron Harrison	15	22	.682
Willie Cauley-Stein	22	36	.611
Dakari Johnson	38	67	.567
Sam Malone	1	2	.500
EJ Floreal	1	2	.500

Free Throw Attempts	G	Att	Att/G
Dakari Johnson	12	67	5.6
Andrew Harrison	12	36	3.0
Willie Cauley-Stein	12	36	3.0
Karl-Anthony Towns	12	30	2.5
Trey Lyles	12	29	2.4

Free Throws Made	G	Made	Made/G
Dakari Johnson	12	38	3.2
Andrew Harrison	12	28	2.3
Willie Cauley-Stein	12	22	1.8
Karl-Anthony Towns	12	22	1.8
Trey Lyles	12	20	1.7



2014-15 Kentucky Men's Basketball
 Kentucky Category Leaders (as of Dec 23, 2014)
 All games



Rebounds	G	Reb	Reb/G
Willie Cauley-Stein	12	80	6.7
Karl-Anthony Towns	12	79	6.6
Dakari Johnson	12	70	5.8
Trey Lyles	12	66	5.5
Marcus Lee	12	42	3.5

Assists	G	No.	Ast/G
Andrew Harrison	12	50	4.2
Tyler Ulis	10	39	3.9
Aaron Harrison	12	26	2.2
Dakari Johnson	12	18	1.5
Trey Lyles	12	17	1.4

Rebound Average	G	Reb	Avg/G
Willie Cauley-Stein	12	80	6.7
Karl-Anthony Towns	12	79	6.6
Dakari Johnson	12	70	5.8
Trey Lyles	12	66	5.5
Alex Poythress	8	30	3.8

Steals	G	No.	Stl/G
Willie Cauley-Stein	12	21	1.8
Aaron Harrison	12	15	1.3
Andrew Harrison	12	14	1.2
Tyler Ulis	10	13	1.3
Devin Booker	11	10	0.9

Offensive Rebounds	G	No.	Avg/G
Dakari Johnson	12	29	2.4
Willie Cauley-Stein	12	29	2.4
Karl-Anthony Towns	12	24	2.0
Marcus Lee	12	21	1.8
Trey Lyles	12	20	1.7

Blocked Shots	G	No.	Blk/G
Karl-Anthony Towns	12	31	2.6
Willie Cauley-Stein	12	22	1.8
Dakari Johnson	12	16	1.3
Alex Poythress	8	12	1.5
Marcus Lee	12	10	0.8

Defensive Rebounds	G	No.	Avg/G
Karl-Anthony Towns	12	55	4.6
Willie Cauley-Stein	12	51	4.3
Trey Lyles	12	46	3.8
Dakari Johnson	12	41	3.4
Marcus Lee	12	21	1.8

Minutes	G	No.	Min/G
Willie Cauley-Stein	12	289	24.1
Aaron Harrison	12	284	23.7
Andrew Harrison	12	271	22.6
Trey Lyles	12	234	19.5
Karl-Anthony Towns	12	227	18.9

Fouls	G	No.	Per/G
Karl-Anthony Towns	12	27	2.3
Marcus Lee	12	23	1.9
Andrew Harrison	12	22	1.8
Dakari Johnson	12	22	1.8
Trey Lyles	12	20	1.7

Turnovers	G	No.	TO/G
Andrew Harrison	12	23	1.9
Trey Lyles	12	15	1.3
Karl-Anthony Towns	12	15	1.3
Tyler Ulis	10	13	1.3
Devin Booker	11	13	1.2

Foulsouts	G	No.
Willie Cauley-Stein	12	1
Alex Poythress	8	1
Karl-Anthony Towns	12	1